


INDUSTRIAL FLOWMETERS AND REGULATORS



This catalog provides a comprehensive source of information on Western's line of products used in the control, transmission and storage of compressed gases for industrial and other related applications. Product descriptions include information on available gas services, sizes, operating pressures, applications and optional features, as appropriate. Additional information is available through Western's customer service department at 1-800-783-7890.

Western adheres to the necessary organizational mandates and regulatory bodies to ensure safe quality products are delivered to the consumer. Where applicable, all products meet the

Compressed Gas Association (CGA) guidelines. In conjunction with other applications, Western products can co-mingle with the requirements of various related agencies (as listed below).

Western manufactures products under the stringent controls to assure that safe products are delivered to the marketplace. Users of Western products must adhere to the instructions provided with certain products. For more information on the safe handling and proper installation of compressed gas equipment, contact the following agencies or Western's customer service department.

Compressed Gas Association 14501 George Carter Way, Suite 103 Chantilly, VA 20151 703-788-2700 www.cganet.com	Food & Drug Administration 5600 Fishers Lane Rockville, MD 20857 1-800-INFO-FDA www.fda.gov	National Fire Protection Association One Batterymarch Park Quincy, MA 02169-7471 617-770-3000 www.nfpa.org	OSHA Occupational Safety & Health Administration 200 Constitutional Ave. NW Washington, DC 20210 www.osha.gov	Underwriter Laboratories Incorporated 333 Pfingsten Road Northbrook, IL 60062-2096 1-877-UL HELPS www.ul.com
---	--	---	--	---

For more information on Western's other product portfolios, contact Customer Service at 1-800-783-7890.

- INDUSTRIAL EQUIPMENT PORTFOLIO**

Cylinder adaptors, CGA fittings, flash arrestors, hotspotters, hose repair kits, valves, pigtails
- MEDICAL EQUIPMENT PORTFOLIO**

Medical regulators, portable oxygen systems, oxygen conservers, flowmeters, fittings and transfill systems, homecare products, emergency oxygen units
- MANIFOLD AND SPECIALTY GAS PORTFOLIO**

Gas manifold systems for industrial, medical and specialty gas applications, pressure regulators, gas cabinets, alarm panels, point-of-use panels
- INFLATION EQUIPMENT PORTFOLIO**

High quality helium equipment including inflators, filling stations, cylinders, manifolds, accessories and replacement parts

For over 50 years, Western has been supplying innovative solutions in gas management systems to the industrial, medical and helium gas markets.

TABLE OF CONTENTS

INDUSTRIAL FLOWMETERS	4-8
RP SERIES PRESET FLOW REGULATORS (FROG)	4
REB SERIES COMPACT FLOW GAUGE REGULATORS	4
REF SERIES COMPACT FLOWMETER REGULATORS	5
RFS / RF SERIES INDUSTRIAL FLOWMETER REGULATORS	6
RHP SERIES HIGH PRESSURE FLOWMETER REGULATORS	7
RWS SERIES INDUSTRIAL STATION DROP FLOWMETERS	7
RPB-3 SERIES GAS SAVER	8
HELIUM BALLOON INFLATORS	8
INDUSTRIAL REGULATORS	9-13
REB SERIES COMPACT, SINGLE STAGE REGULATORS	9
RS SERIES MEDIUM DUTY, SINGLE STAGE REGULATORS	10
RC SERIES HEAVY DUTY, SINGLE STAGE REGULATORS	11
RD SERIES HEAVY DUTY, TWO STAGE REGULATORS	11
RHP SERIES HIGH INLET PRESSURE REGULATORS	12
RS SERIES HIGH DELIVERY PRESSURE REGULATORS	12
RP SERIES PRESET CO ₂ PISTON REGULATORS	13
LCR SERIES LIQUID CYLINDER REGULATORS	13
MANIFOLD AND INLINE REGULATORS	14-15
WMR SERIES MANIFOLD INLINE REGULATORS	14
RM SERIES MANIFOLD INLINE REGULATORS	15
WSR SERIES LINE STATION REGULATORS	15
ACCESSORIES	16-24
FLASH BACK ARRESTORS	16
QUICK CONNECTS	17
CHECK VALVES	18
REGULATOR INLET NUTS AND NIPPLES	19-23
RETAIL DISPLAYS	24-25
REPLACEMENT GAUGES / FLOW TUBES	26

ORDERING INFORMATION

To place an order, please call your gas equipment wholesaler. For more information on specific products, contact Western Customer Service at 1-800-783-7890.

WARRANTY INFORMATION

Western warrants to the Purchaser that products delivered to the Purchaser will be free from manufactured defects in material and workmanship.

INDUSTRIAL FLOWMETERS

RP SERIES PRESET FLOW REGULATORS (FROG)

The RP Series Preset Flow Regulators models are compact flow regulated orifice gauges (F.R.O.G.) designed to supply a preset flow of inert shielding gas for GMAW or GTAW welding applications. A built in "cylinder content indicator" warns the user when the cylinder of shielding gas is near depletion. The single stage piston design provides value and performance for the novice welder.

- Dependable brass piston with PCTFE Seat
- Machine brass body resists corrosion
- Internal safety relief protects against over pressurization
- Inlet filter extends service life
- Hose barb outlet for 3/16" and 1/4" ID hose
- One year warranty
- Made in the USA



RP30580

MODEL	CGA INLET GAS SERVICE	FLOW CAPACITY (SCFH)	INLET PRESSURE (PSIG)	OUTLET HOSE BARB
RP22320	320 Carbon Dioxide	22	0-3000	3/16" & 1/4" ID hose
RP30580	580 Argon	30	0-3000	3/16" & 1/4" ID hose

REB SERIES COMPACT FLOW GAUGE REGULATORS

The REB Series Flow Gauge Regulators offer a compact, lightweight alternative to conventional flowmeters. These single stage regulators include a delivery gauge that is dual calibrated in standard cubic feet per hour (SCFH) for both Argon and Carbon Dioxide. The flow gauge works in conjunction with an outlet metering orifice to deliver the precise gas flow necessary for GMAW or GTAW welding applications.

- Machine brass body resists corrosion
- Neoprene diaphragm maintains consistent flow rates
- PCTFE seat assembly
- Inlet filter extends service life
- 2" easy to read gauges
- Dual scale flow gauge calibrated for Argon or Carbon Dioxide service
- Three year warranty
- Made in the USA



REB-3-FG

MODEL	CGA INLET GAS SERVICE	FLOW CAPACITY (SCFH)	INLET PRESSURE (PSIG)	OUTLET (BOTH PROVIDED)
REB-3-FG	580 Argon	0-35	0-3000	9/16"-18 RHM 5/8"-18 RHF
REB-3-FGD* Display Package	580 Argon	0-35	0-3000	9/16"-18 RHM 5/8"-18 RHF
REB-4-FG	320 Carbon Dioxide	0-35	0-3000	9/16"-18 RHM 5/8"-18 RHF
REB-4-FGD* Display Package	320 Carbon Dioxide	0-35	0-3000	9/16"-18 RHM 5/8"-18 RHF

*Includes 6' neoprene hose with fittings

Made In The U.S.A.

INDUSTRIAL FLOWMETERS

REF SERIES COMPACT FLOWMETER REGULATORS

The REF Series Flowmeter Regulator models combine a single stage piston regulator with a dual calibrated flow tube to provide a compact, lightweight, economical solution for all GMAW and GTAW welding applications. The REF Series, with its durable brass piston, is designed to meet all the needs of the professional welder.

- Dependable brass piston with PCTFE Seat
- Machine brass body resists corrosion
- Dual Inlet filter extends service life
- Shatter resistant, dual calibrated flow tube, calibrated for Argon and CO₂
- Needle valve for precise adjustments
- Includes 6 ft. hose with fittings, in retail packaging
- Three year warranty
- Made in the USA



MODEL	CGA INLET GAS SERVICE	FLOW CAPACITY (SCFH)	INLET PRESSURE (PSIG)	OUTLET (BOTH PROVIDED)
REF-3-PD* Display Package	580 Argon	0-70	0-3000	9/16"-18 RHM 5/8"-18 RHF
REF-3-PGD* Display Package	580 Argon with gauge	0-70	0-3000	9/16"-18 RHM 5/8"-18 RHF
REF-4-PD* Display Package	320 Carbon Dioxide	0-70	0-3000	9/16"-18 RHM 5/8"-18 RHF
REF-4-PGD* Display Package	320 Carbon Dioxide with gauge	0-70	0-3000	9/16"-18 RHM 5/8"-18 RHF

*Includes 6' neoprene hose with fittings

INDUSTRIAL FLOWMETERS

RFS / RF SERIES MEDIUM DUTY FLOWMETER REGULATORS

The RFS / RF line of Medium Duty Flowmeter Regulators combine a single stage diaphragm regulator with a dual calibrated flow tube to provide a flowmeter for the professional welder, laboratory, or industrial process gas user. The convenient high pressure inlet gauge keeps the user informed of cylinder pressure.


- The RFS Series offers a machined brass body housing, chrome plated bonnet
- Neoprene diaphragm maintains consistent flow rates
- Dual Inlet filter extends service life
- Self re-seating safety relief protects against over pressurization
- 2" cylinder pressure gauge
- Shatter resistant, dual calibrated flow tube, calibrated for Argon and CO₂
- Needle valve for precise adjustments
- Three year warranty
- Made in the USA



RFS-3-P

MODEL	CGA INLET GAS SERVICE	FLOW CAPACITY (SCFH)	INLET PRESSURE (PSIG)	OUTLET (BOTH PROVIDED)
RFS-3-P	580 Argon	0-50	0-3000	9/16"-18 RHM 5/8"-18 RHF
RFS-4-P	320 Carbon Dioxide	0-50	0-3000	9/16"-18 RHM 5/8"-18 RHF
RFS-7-P	580 Nitrogen	0-50	0-3000	9/16"-18 RHM 5/8"-18 RHF

- The RF Series offers an anodized machined aluminum body housing
- Neoprene diaphragm, PCTFE seat assembly
- Dual inlet filter extends service life
- Shatter resistant, dual calibrated flow tube, calibrated for Argon and CO₂
- Needle valve for precise adjustments
- Self re-seating safety relief protects against over pressurization
- Three year warranty
- Made in the USA



RF-3-P

MODEL	CGA INLET GAS SERVICE	FLOW CAPACITY (SCFH)	INLET PRESSURE (PSIG)	OUTLET (BOTH PROVIDED)
RF-3-P	580 Argon	0-70	0-3000	9/16"-18 RHM 5/8"-18 RHF
RF-4-P	320 Carbon Dioxide	0-70	0-3000	9/16"-18 RHM 5/8"-18 RHF

Made In The U.S.A.

For more information, call Western Customer Service at **1-800-783-7890**

INDUSTRIAL FLOWMETERS

RHP SERIES HIGH PRESSURE FLOWMETER REGULATOR

The RHP High Pressure Flowmeter is designed for use with high pressure Argon / Argon Blend cylinders (up to 6000 PSI) and is equipped with a 2" high pressure inlet gauge.

- The RHP Series offers a machined brass body housing, chrome plated bonnet
- Neoprene diaphragm, PCTFE seat assembly
- Low friction, replaceable thrust bushing extends service life
- Dual Safety Relief Valves and Inlet Filters extend service life
- Self re-seating safety relief protects against over pressurization
- 2" high pressure inlet gauge
- Back Pressure compensated flowmeter
- Three year warranty
- Made in the USA



RHP-3-P

Includes RWS-2-13 Flowmeter (not shown)

MODEL	CGA INLET GAS SERVICE	FLOW CAPACITY (SCFH)	INLET PRESSURE (PSIG)	OUTLET (BOTH PROVIDED)
RHP-3-P	680 Argon Argon Blends	0-70	0-6000	9/16"-18 RHM 5/8"-18 RHF

RWS SERIES INDUSTRIAL STATION DROP FLOWMETERS

The RWS Series Flowmeters provide accurate measurement of gas flow in welding and laboratory applications. All models are designed for an inlet pressure of 50 PSIG and are furnished with a 1/8" NPT female inlet.

- Durable flowtube with shatter resistant cover
- Dual calibrated flow tube, calibrated for Argon and CO₂
- Needle valve for precise adjustments
- Inlet Filter extends flowmeter service life
- Calibrated at 50 PSIG inlet pressure
- Three year warranty
- Made in the USA

RWS-2-13



MODEL	GAS SERVICE	FLOW CAPACITY (SCFH)	INLET	OUTLET (BOTH PROVIDED)
RWS-2-13	Argon Carbon Dioxide	0-70	1/8" NPT F	9/16"-18 RHM 5/8"-18 RHF
RWS-2-7	Nitrogen	0-100	1/8" NPT F	9/16"-18 RHM 5/8"-18 RHF

Made In The U.S.A.

www.westernenterprises.com

INDUSTRIAL FLOWMETERS

RPB-3 SERIES GAS SAVER

The RPB-3 Gas Saver eliminates the wasteful shielding gas surge and turbulence at the start of each weld cycle and maintains uniform flow in GMAW and GTAW welding applications. It is ideal for robotic or high cycle GMAW applications. Easily installed and adjusted, this product connects to virtually any flowmeter or flow gauge outlet.

- Machined aluminum body
- Chrome plated zinc bonnet
- Durable reinforced neoprene diaphragm
- Factory set at 4 PSIG, eliminates surge and turbulence
- Easily adjustable to meet a range of requirements
- Three year warranty
- Made in the USA



RPB-3

MODEL	GAS SERVICE	INLET CONNECTION	INLET PRESSURE (PSIG)	OUTLET (BOTH PROVIDED)
RPB-3	Argon Carbon Dioxide	5/8"-18 RHM	0-200	9/16"-18 RHM 5/8"-18 RHF

HELIUM BALLOON INFLATORS

ECONOMY RENTAL INFLATORS

Economy inflators are durable, easy to install and easy to use. Models are available with or without cylinder content gauges.

- Easy to use horizontal design
- Replaceable O-ring (W615-0)
- Replaceable rubber tilt valve (TV-TP)
- Maximum inlet pressure 3000 PSIG – outlet pressure 38-85 PSIG
- One year warranty



R125G

MODEL	GAS INLET GAS SERVICE	DESCRIPTION
R125	580 Helium	Standard Latex Economy Inflator
R125G	580 Helium	Standard Latex Economy Inflator with cylinder content gauge

DELUXE RENTAL INFLATORS

Deluxe models are available with or cylinder content gauges and with wrench type connections or hand tight connections.

- Easy to use vertical design
- Internal filters trap foreign matter and extend regulator life
- Maximum inlet pressure 3000 PSIG – outlet pressure 38-85 PSIG
- One year warranty



RPB-6G

RPB-6HG

MODEL	GAS INLET GAS SERVICE	DESCRIPTION
RPB-6	580 Helium	Deluxe with wrench type connection
RPB-6H	580 Helium	Deluxe with hand tight connection
RPB-6G	580 Helium	Deluxe with wrench type connection and cylinder content gauge
RPB-6HG	580 Helium	Deluxe with hand tight connection and cylinder content gauge

Made In The U.S.A.

INDUSTRIAL REGULATORS

REB SERIES COMPACT, SINGLE STAGE REGULATORS

The REB Series Compact Single Stage Regulator models are ideally suited for applications requiring an economical compact regulator. Typical applications include light duty cutting and welding, brazing, or soldering.

The REB HVAC / Plumbing Regulator models are ideal for purging and leak testing applications. These regulators are designed specifically for nitrogen purging and testing of A.C., refrigeration, and plumbing systems at pressures up to 450 PSIG.

- Machined brass body resists corrosion and extends service life
- Durable neoprene diaphragm to maintain consistent delivery pressure
- Dual inlet filters extends regulator service life
- 2" dual scale gauges
- PCTFE seat assembly
- Three year warranty
- Made in the USA



REB-4-3

MODEL	CGA INLET GAS SERVICE	DELIVERY CAPACITY (PSIG)	FLOW CAPACITY (SCFH)	INLET PRESSURE (PSIG)	OUTLET
REB-1-1 Display package	510 Acetylene	0-15	230	0-400	9/16"-18 LHM
REB-4-3	320 Carbon Dioxide	0-100	800	0-3000	9/16"-18 RHM
REB-7-3	580 Nitrogen	0-100	1000	0-3000	9/16"-18 RHM
REB-9-3 Display package	540 Oxygen	0-100	1000	0-3000	9/16"-18 RHM
REB-TP Display Package Twin Pack consists of one REB-1-1 and one REB-9-3 plus bonus Flash Arrestor Set (FA-30)					

REB-TP DISPLAY PACKAGE



REB-7-5AC

REB SERIES HVAC / PLUMBING REGULATORS

MODEL	CGA INLET GAS SERVICE	DELIVERY CAPACITY (PSIG)	FLOW CAPACITY (SCFH)	INLET PRESSURE (PSIG)	OUTLET
REB-7-5	580 Nitrogen	0-450	1500	0-3000	1/4" NPT F
REB-7-5AC	580 Nitrogen	0-450	1500	0-3000	1/4" SAE flare
REB-7-5HT	580 Nitrogen	0-450	1500	0-3000	1/4" SAE flare

Made In The U.S.A.

www.westernenterprises.com

INDUSTRIAL REGULATORS

RS SERIES MEDIUM DUTY, SINGLE STAGE REGULATORS

The RS Series of Medium Duty, Single Stage regulators are the industry standard for applications that require consistent delivery pressure, at high flow rates, over a wide range of inlet pressures. This series of regulators are appropriate for industrial / welding, laboratory and general use applications. Certain models feature a 1/4" NPT F outlet for high pressure applications.

- Machined brass body resists corrosion and extends service life
- Nickel chrome plated zinc bonnet
- Durable 2" neoprene diaphragm to maintain consistent delivery pressure
- Dual inlet filters extends regulator service life
- 2" dual scale gauges
- Most models incorporate a self re-seating pressure relief valve
- 450 PSIG models incorporate PCTFE seats
- Three year warranty
- Made in the USA



RS-2-4

MODEL	CGA INLET GAS SERVICE	DELIVERY CAPACITY (PSIG)	FLOW CAPACITY (SCFH)	INLET PRESSURE (PSIG)	OUTLET
RS-1-1 *	510 Acetylene	0-15	420	0-400	9/16"-18 LHM
RS-1A-1 *	300 Acetylene	0-15	420	0-400	9/16"-18 LHM
RS-2-4	346 Air	0-180	6500	0-3000	1/4" NPT F
RS-2-5	346 Air	0-450	10,000	0-3000	1/4" NPT F
RS-4-4	320 Carbon Dioxide	0-180	5000	0-3000	9/16"-18 RHM
RS-7-3	580 Inert	0-80	3430	0-3000	9/16"-18 RHM
RS-7-4	580 Inert	0-180	7570	0-3000	9/16"-18 RHM
RS-7-5	580 Inert	0-450	8500	0-3000	1/4" NPT F
RS-9-3	540 Oxygen	0-80	3230	0-3000	9/16"-18 RHM
RS-9-4	540 Oxygen	0-180	7100	0-3000	9/16"-18 RHM
RS-9-5	540 Oxygen	0-450	7900	0-3000	1/4" NPT F

* Non self re-seating pressure relief valves

INDUSTRIAL REGULATORS

RC SERIES HEAVY DUTY, SINGLE STAGE REGULATORS

The RC Series of Heavy Duty, Single Stage regulator models utilize Western's "Pressure Compensated" design. For applications that require high flow rates, this design allows consistent delivery pressures by minimizing fluctuation over a wide range of inlet pressure. The unique cartridge design allows for fast, easy replacement of vital internal parts (seat, nozzle, filter, spring, and seals) without having to remove the bonnet. These heavy duty regulators are designed to provide the flow rates needed to meet the requirements of the most demanding industrial applications.



RC-9-3

- Machine brass body resists corrosion and extends service life
- Durable 2-3/4" neoprene diaphragm to maintain consistent delivery pressure
- Self re-seating safety relief protects against over pressurization
- Dual inlet filters extends regulator service life
- 2-1/2" dual scale gauges
- Low friction, replaceable thrust bushing for easy adjustment
- Three year warranty
- Made in USA

MODEL	CGA INLET GAS SERVICE	DELIVERY CAPACITY (PSIG)	FLOW CAPACITY (SCFH)	INLET PRESSURE (PSIG)	OUTLET	REPLACEMENT CARTRIDGE
RC-7-3	580 Inert	0-100	6060*	0-3000	9/16"-18 RHM	RWC-3-49
RC-9-3	540 Oxygen	0-100	5700	0-3000	9/16"-18 RHM	RWC-3-49

* Nitrogen

RD SERIES HEAVY DUTY, TWO STAGE REGULATORS

The RD Series Heavy Duty Two Stage regulators models are designed for applications where consistent delivery pressure is critical. The Two Stage design provides precise uniformity of delivery pressure to meet the most exacting requirements. In addition to heavy duty industrial use, these regulators are appropriate for laboratory applications and general use.



RD-7-4

- Heavy Duty forged brass body and bonnet
- 2-3/4" neoprene diaphragm provides highly sensitive regulation
- Durable neoprene seat assembly
- Dual inlet filters extends regulator service life
- 2-1/2" dual scale gauges
- Dual Safety Relief Valves protect against over pressurization
- Low friction, replaceable thrust bushing allows for easy adjustment
- Three year warranty
- Made in the USA

MODEL	CGA INLET GAS SERVICE	DELIVERY CAPACITY (PSIG)	FLOW CAPACITY (SCFH)	INLET PRESSURE (PSIG)	OUTLET
RD-1-1 **	510 Acetylene	0-15	800	0-400	9/16"-18 LHM
RD-1A-1 **	300 Acetylene	0-15	800	0-3000	9/16"-18 LHM
RD-4-3	320 Carbon Dioxide	0-100	3178	0-3000	9/16"-18 RHM
RD-7-4	580 Inert	0-160	4300*	0-3000	9/16"-18 RHM
RD-9-4	540 Oxygen	0-160	4060	0-3000	9/16"-18 RHM

** Non self re-seating pressure relief valves

* Nitrogen

Made In The U.S.A.

www.westernenterprises.com

INDUSTRIAL REGULATORS

RHP SERIES HIGH INLET PRESSURE / HIGH FLOW REGULATORS

The RHP Series High Inlet Pressure / High Flow regulators are designed for use with high pressure cylinders (up to 6000 PSIG) and are capable of delivering flow rates suitable for most high flow applications.

- Diaphragm models feature a machined brass body with a nickel chrome bonnet
- Piston models are constructed with an all brass body for durability
- PCTFE seat assemblies withstand high service pressure
- Dual inlet filters extends regulator life
- Dual Safety Relief Valves protects against over pressurization
- Low friction, replaceable thrust bushing for easy adjustment
- 2" gauges on diaphragm models
- 2-1/2" gauges on piston models
- Three year warranty
- Made in USA

RHP-2-4



MODEL	STYLE	CGA INLET GAS SERVICE	DELIVERY CAPACITY (PSIG)	FLOW CAPACITY (SCFH)	INLET PRESSURE (PSIG)	OUTLET
RHP-2-4	Diaphragm	347 Air	0-180	3200	0-6000	1/4" NPT F
RHP-2-4H*	Diaphragm	347 Air	0-180	3200	0-6000	1/4" NPT F
RHP-2-5	Diaphragm	347 Air	0-450	3700	0-6000	1/4" NPT F
RHP-2-5H*	Diaphragm	347 Air	0-450	3700	0-6000	1/4" NPT F
RHP-1 1-30	Piston	680 Inert	0-3000	3014	0-6000	1/4" NPT F

* Hand Tight

RS SERIES HIGH DELIVERY PRESSURE PISTON REGULATORS

The RS Series High Delivery Pressure Piston regulator models feature a compact, reliable piston design and are recommended for applications requiring high delivery pressures, up to 2000 PSIG. These regulators provide precision operation under the most demanding industrial applications.

- Machined brass body and bonnet for extended service life
- Dependable rugged brass piston design
- 2-1/2" dual scale gauges
- PCTFE seat assemblies withstand high service pressure
- Dual inlet filters extends regulator service life
- 1/4" NPT female outlet, 180° opposed to inlet
- Three year warranty
- Made in USA

RS-1 1-20



MODEL	CGA INLET GAS SERVICE	DELIVERY CAPACITY (PSIG)	FLOW CAPACITY (SCFH)	INLET PRESSURE (PSIG)	OUTLET
RS-9-15	540 Oxygen	0-1500	2500	0-3000	1/4" NPT F
RS-9-20	540 Oxygen	0-2000	2800	0-3000	1/4" NPT F
RS-1 1-15	580 Inert	0-1500	2550*	0-3000	1/4" NPT F
RS-1 1-20	580 Inert	0-2000	2850*	0-3000	1/4" NPT F

* Nitrogen


INDUSTRIAL REGULATORS

RP SERIES PRESET CO₂ PISTON REGULATORS

The RP Series Preset CO₂ Piston regulator models are designed to supply a preset pressure for portable CO₂ applications such as pneumatic tool operation and with an OSHA Approved blow nozzle. The economical compact design offers pressure selections from 50 PSIG to 200 PSIG, in 25 PSIG increments.

- Durable solid brass body
- Reliable brass piston and PCTFE seat design
- Internal safety relief guards against over pressurization
- 1/4" NPT female side port outlet
- One year warranty
- Made in USA

RP320125



MODEL	CGA INLET GAS SERVICE	OUTLET PRESSURE (PSIG)	INLET PRESSURE (PSIG)	OUTLET (SIDE PORT)
RP320050	320 Carbon Dioxide	50	0-3000	1/4" NPT F
RP320075	320 Carbon Dioxide	75	0-3000	1/4" NPT F
RP320100	320 Carbon Dioxide	100	0-3000	1/4" NPT F
RP320125	320 Carbon Dioxide	125	0-3000	1/4" NPT F
RP320150	320 Carbon Dioxide	150	0-3000	1/4" NPT F
RP320200	320 Carbon Dioxide	200	0-3000	1/4" NPT F

LCR SERIES LIQUID CYLINDER REGULATORS

The LCR Series Liquid Cylinder regulator models allow for the gaseous withdrawal from Oxygen, Carbon Dioxide, Argon, and Nitrogen liquid cylinders. **NOTE: Not for liquid withdrawal.**

- Forged brass body and bonnet
- 2-3/4" stainless steel diaphragm
- One piece encapsulated seat design
- PTFE seat
- Internal Filter
- Self seating, internal high pressure safety relief valve
- May also be used on standard pressure gas cylinders
- 2-1/2" dual scale gauge
- One year warranty

LCR-7-1



MODEL	CGA INLET GAS SERVICE	OUTLET PRESSURE (PSIG)	PRESSURE (PSIG)	GAUGE	OUTLET (BOTTOM PORT)
LCR-4-1	320 Carbon Dioxide	0-125	0-200		9/16"- 18 RHM
LCR-7-1	580 Inert	0-125	0-200		9/16"- 18 RHM
LCR-9-1	540 Oxygen	0-125	0-200		9/16"- 18 RHM

INDUSTRIAL REGULATORS

WMR SERIES GAS DISTRIBUTION SYSTEM INLINE REGULATORS

The WMR Series Gas Distribution System Inline regulators are designed for final line pressure regulation on gas distribution systems that require large gas volumes. They are suitable for a variety of gases in either medical or industrial gas applications. The WMR Series regulators incorporate a balanced seat design and are constructed with Oxygen compatible materials.

NOTE: Maximum inlet pressure of 400 PSIG.

- Forged brass body resists corrosion
- Large seat and diaphragm areas provide high flow capacities
- Easy to read 2" gauge
- Two outlet gauge ports allow re-orientation
- One year warranty

WMR-2



MODEL	OUTLET PRESSURE (PSIG)	PRESSURE GAUGE (PSIG)	CV	INLET / OUTLET
WMR-2-2	5-55	0-100	3.1	1/2" NPT F
WMR-2-4	40-110	0-200	3.1	1/2" NPT F
WMR-2-3	40-110	0-200	4.8	3/4" NPT F
WMR-2-6	100-200	0-400	4.8	3/4" NPT F
WMR-2-8	100-200	0-400	5.5	1" NPT F

MODEL	OUTLET PRESSURE (PSIG)	PRESSURE GAUGE (PSIG)	MAX INLET PRESSURE (PSIG)	INLET / OUTLET
WMR-3-1	0-15	0-30	3000	1/4" NPT F

WMR-3



INDUSTRIAL REGULATORS

RM SERIES CARTRIDGE STYLE MANIFOLD INLINE REGULATORS

The RM Series Manifold Inline Cartridge Style regulators are "Pressure Compensated" Single Stage design (Oxygen is Two Stage) and are able to deliver stable pressure performance comparable to a two stage design. The unique cartridge design allows for fast, easy replacement of vital internal parts (seat, nozzle, filter, spring, seals, and built in check-relief valve) without having to remove the bonnet. The cartridge can be replaced without costly down time or removal of the regulator from the pipeline.

NOTE: Maximum inlet pressure of 3000 PSIG.

- Forged brass regulator body and bonnet
- Field replaceable seat cartridge
- RM-Pressure Compensated Bonded neoprene seat with broad face nozzle
- 2-3/4" reinforced neoprene diaphragm
- 2-1/2" diameter gauges
- One year warranty
- Made in USA



MODEL	GAS SERVICE	DELIVERY PRESSURE (PSIG)	MAX INLET PRESSURE (PSIG)	INLET	OUTLET	REPLACEMENT CARTRIDGE
RM-1-1	Acetylene	0-15	400	1-11 1/2" NPS LHM	1-11 1/2" NPS LHF	RWC-3-59
RM-2-4	Air	20-160	3000	1-11 1/2" NPS RHM	1-11 1/2" NPS RHF	RWC-3-49
RM-4-4	Carbon Dioxide	20-160	3000	1-11 1/2" NPS RHM	1-11 1/2" NPS RHF	RWC-3-49
RM-6-4	Hydrogen	20-160	3000	1-11 1/2" NPS LHM	1-11 1/2" NPS LHF	RWC-3-49
RM-7-4	Ar, Ni, He	20-160	3000	1-11 1/2" NPS RHM	1-11 1/2" NPS RHF	RWC-3-49
RM-8-4	N ₂ O	20-160	3000	1-11 1/2" NPS RHM	1-11 1/2" NPS RHF	RWC-3-49
RDM-9-4	Oxygen	20-160	3000	1-11 1/2" NPS RHM	1-11 1/2" NPS RHF	RK-1178



WSR SERIES LINE STATION REGULATORS

The WSR Line Station regulators utilize a large diaphragm for high sensitivity and provide extremely accurate delivery pressure.

NOTE: Maximum inlet pressure is 200 PSIG.

- Machined brass body
- 2" dual scale gauge

WSR-1-1

MODEL	GAS SERVICE	DELIVERY PRESSURE (PSIG)	MAX FLOW CAPACITY (PSIG)	INLET (BACK PORT)	OUTLET (BOTTOM PORT)
WSR-1-1	Oxygen	0-125	760	7/8"-14 RH, CGA 024	9/16"-18 RH, CGA 022
WSR-1-2	Acetylene	0-15	420	7/8"-14 LH, CGA 025	9/16"-18 LH, CGA 023
WSR-1-3	Fuel Gases	0-50	640	7/8"-14 LH, CGA 025	9/16"-18 LH, CGA 023
WSR-1-5	Oxygen	0-50	600	7/8"-14 RH, CGA 024	9/16"-18 RH, CGA 022
WSR-1-8	Inert / Air	0-125	200	7/8"-14 RH, CGA 024	5/8"-18 RH, CGA 032

Made In The U.S.A.

www.westernenterprises.com

FLASHBACK ARRESTORS

FLASHBACK ARRESTORS OXY/FUEL GAS

Welders rely on Western's advanced Flashback Arrestors to help prevent serious incidents caused by reverse gas flows or flashbacks. Western's Flashback Arrestors are designed to stop flashbacks by preventing ignition of mixed gases and to protect equipment such as hoses, regulators and cylinders.

FEATURES AND SPECIFICATIONS

- Color-coded for gas service to provide added safety—oxygen (green), fuel gas (red)
- Internal check valves designed to prevent reverse flow and accidental mixing of oxygen and fuel gases
- Rated capacity of 40 SCFH with a 5 PSIG pressure drop
- Maximum operating pressures are 15 PSIG for acetylene, 22 PSIG for other fuel gases, and 125 PSIG for oxygen
- Torch and Regulator models provide downstream and upstream protection
- 10" maximum cutting capacity
- Reusable; manual resetting not required
- 316 stainless steel flame trap
- UL listed and 100% factory flame and leak tested
- Complete installation, testing and operating instructions included

PART NO.	DESCRIPTION	COMPONENTS
FLASHBACK ARRESTOR SETS		
FA-10*	Flashback Arrestor Set, Torch Style	FA-100P, FA-200P
FA-30*	Flashback Arrestor Set, Regulator Adaptor Style	FA-130P, FA-230P
FLASHBACK ARRESTOR COMPONENTS		
FA-100P	Flashback Arrestor, Oxygen, Torch Style, B Size	
FA-200P	Flashback Arrestor, Fuel Gas, Torch Style, B Size	
FA-130P	Flashback Arrestor, Oxygen, Regulator Adaptor Style, B Size	
FA-230P	Flashback Arrestor, Fuel Gas, Regulator Adaptor Style, B Size	

FLASHBACK ARRESTORS
B-SIZE, 9/16" - 18

*Sold in retail clamshell packaging

SAFEMATES QUICK CONNECT SETS WITH BUILT-IN FLASHBACK ARRESTORS



PART NO.	DESCRIPTION
QDF10	Torch-to-Hose Set w/Check Valves (Oxy/Fuel Gas)
QDF30	Regulator-to-Hose (Oxy/Fuel Gas)

Western's unique 4-in-1 product provides ultimate safety protection and quick set-up when performing oxy-fuel gas welding and cutting. Western's Safemates are a combination (1) quick connect, (2) reverse flow check valve, (3) automatic shut-off and (4) flame barrier in one compact unit. Safemates provide substantial savings over buying individual flash arrestors and quick connects. Safe-Mate models feature quick connect design for quick and easy installation and disconnection.

- 1** It's A Quick Connect
- 2** It's A Reverse Flow Check Valve
- 3** Automatic Shut-Off When Disconnected
- 4** It's A Flashback Arrestor


QUICK CONNECTS

QUICK CONNECTS

Western's Quick Connects provide fast, reliable and positive connections and quick disconnections for torches, hoses and regulators. All models are color-coded for gas service for added safety (oxygen/green, fuel gas/red, inert gas/blue). Oxy/fuel gas models include integral reverse flow Check Valves. Quick Connects fit all B-size welding and cutting equipment.

FEATURES AND SPECIFICATIONS

- Brass construction provides long service life-cycle tested over 10,000 operations indicating a service life of 10 to 12 years of comparable use
- Non-interchangeable Oxygen and Fuel Gas connectors prevent accidental gas mixing
- Instant closure on reverse flow Check Valves with total shutoff at only 10 oz. of back pressure
- UL Listed
- Exceed CGA flow specifications—1100 SCFH flow at 125 PSIG inlet pressure and 800 SCFH flow at 125 PSIG inlet pressure when 2 additional check valves are used in conjunction with the Quick Connects
- Spring loaded locking mechanism responds to fingertip action and achieves a gas-tight connection
- For inert gas models, demand valve on supply side creates a positive seal when fitting is not connected
- Double seal socket connection on second seal provides added safety protection
- Installation and operating instructions included
- 125 psig maximum operating pressure for oxygen
- 15 psig maximum operating pressure for acetylene
- 50 psig maximum operating pressure for other fuel gases



QUICK CONNECTS-SETS - B SIZE (9/16" - 18)

PART NO.	DESCRIPTION	COMPONENTS
QDB10*	Torch-to-Hose Set w/Check Valves	QDB11—Fuel Gas QDB12—Oxygen
QDB20*	Hose-to-Hose Set w/Check Valves	QDB21—Fuel Gas QDB22—Oxygen
QDB30*	Regulator-to-Hose w/Check Valves	QDB31—Fuel Gas QDB32—Oxygen

QUICK CONNECTS-INDIVIDUAL UNITS

PART NO.	DESCRIPTION	COMPONENTS
Torch-to-Hose		
QDB11*	Fuel Gas w/Check Valve (9/16"- 18 LH)	QDB200—Male Plug QDB201—Female Socket
QDB12*	Oxygen w/Check Valve (9/16"- 18 RH)	QDB100— Male Plug QDB101— Female Socket
Hose-to-Hose		
QDB21*	Fuel Gas w/Check Valve (9/16"- 18 LH)	QDB205—Male Plug QDB201—Female Socket
QDB22*	Oxygen w/Check Valve (9/16"- 18 RH)	QDB105—Male Plug QDB101— Female Socket
Regulator-to-Hose		
QDB31*	Fuel Gas w/Check Valve (9/16"- 18 LH)	QDB205—Male Plug QDB206—Female Socket
QDB32*	Oxygen w/Check Valve (9/16"- 18 RH)	QDB105—Male Plug QDB106—Female Socket
QDB33*	Inert Gas—Regulator-to-Hose (5/8"- 18 RH)	QDB300—Male Plug QDB301—Female Socket
QDB34*	Inert Gas—Hose-to-Machine (5/8"- 18 RH)	QDB302—Male Plug QDB303—Female Socket

*Sold in retail clamshell packaging

Made In The U.S.A.

CHECK VALVES


REVERSE FLOW CHECK VALVES

For torch and regulator applications, Western Check Valves guard against danger caused by plugged tips, over-pressurizing or incorrect startup procedures. Proper Check Valve installation helps prevent accidents caused by gases mixing in hoses, regulators or cylinders.

Note: Check valves do not stop flashbacks. See pages 16 & 17 for more information on Western's Flashback Arrestors.

Western's reverse flow Check Valves meet or exceed CGA and OSHA requirements (Pamphlet CGA-E2) and feature:

- Flows for cutting up to 12" of steel
- Machined high quality brass with stainless steel operating spring and valve disc
- Low open/close pressures:
1 – 1-1/2 psig open valve and 10 oz. reverse pressure to positively close valve
- 100% tested
- Made in U.S.A.
- Pressure ratings:
(unless otherwise listed)
Oxygen – To 125 PSIG (860 kPa)
Fuel Gas – To 50 PSIG (345 kPa)
- Check Valve Seat Material:
A-Size Models – fluoroelastomer
B-Size Models – Buna-N



TORCH MODEL, A-SIZE (3/8"-24)

A one-piece, compact unit designed for A-Size applications. Mounts to torch to prevent reverse flow at point of origin.

PART NO.	DESCRIPTION	SERVICE
TORCH MODEL, A-SIZE (3/8"-24)		
CV-A9	Oxygen RH, A-Size Male to A-Size Female Nut, to 125 PSIG (800 kPa)	CGA-020
CV-A10	Fuel Gas LH, A-Size Male to A-Size Female Nut, to 50 PSIG (345 kPa)	CGA-021
WE-63	Torch Style - Set CV-A9 & CV-A10	-

TORCH MODEL, B-SIZE (9/16"-18)

Mounts easily on torch, is readily seen and can be removed for periodic testing. Flows cut up to 12" steel plate or handle heating tips (1200 SCFH at 50 PSIG). Stops reverse flow at point of origin.

PART NO.	DESCRIPTION	SERVICE
TORCH MODEL B-SIZE (9/16"-18)		
CV-7R**	Oxygen RH, B-Size Male to B-Size Female Nut, to 125 PSIG (800kPa)	CGA-022
CV-8L**	Fuel Gas LH, B-Size Male to B-Size Female Nut, to 50 PSIG (345 kPa)	CGA-023
WE-60**	Torch Style - Set CV-7R & CV-8L	-

REGULATOR MODEL, B-SIZE (9/16"-18)

Easily mounts on outlet bushing of any regulator having a B-Size outlet. This model has the same flow capacity as the torch – type (1200 SCFH at 50 PSIG) when installed on a regulator. The Check Valve is easy to see and is less subject to contamination, abuse and damage.

PART NO.	DESCRIPTION	SERVICE
REGULATOR MODEL B-SIZE (9/16"-18)		
CV-30R**	Oxygen RH, B-Size Female Nut to B-Size Male, to 125 PSIG (800kPa)	CGA-022
CV-31L**	Fuel Gas LH, B-Size F Nut to B-Size Male, to 50 PSIG (345 kPa)	CGA-023
WE-61*	Regulator Adaptor - Set CV-30R & CV-31L	-

*Sold in retail clamshell packaging **UL Listed

REGULATOR OUTLET BUSHING MODEL, B-SIZE (9/16"-18)

Replaces outlet bushing in most regulators. Flow capacity is 1000 SCFH at 50 PSIG. Regulator type Check Valve is easily seen and less subject to contamination, abuse and damage. Installed with PTFE thread seal tape on 1/4" NPT tapered threads

PART NO.	DESCRIPTION	SERVICE
REGULATOR OUTLET BUSHING MODEL B-SIZE (9/16"-18)		
CV-32R**	Oxygen RH, 1/4" NPT Male to B-Size Male, to 125 PSIG (800 kPa)	CGA-022
CV-33L**	Fuel Gas LH, 1/4" NPT Male to B-Size Male, to 50 PSIG (345 kPa)	CGA-023
WE-62**	Regulator Outlet Set Includes CV-32R & CV-33L	B-Size

**UL Listed


Made In The U.S.A.


For more information, call Western Customer Service at **1-800-783-7890**

REGULATOR INLET NUTS AND NIPPLES

REGULATOR INLET NUTS AND NIPPLES

Western offers nuts and nipples in a variety of materials and styles to fit a full range of gas service requirements. See Industrial Products Catalog for our full line of quick connects, check valves, flashback arrestors, and CGA nuts and nipples.

PART NO.		PART	DESCRIPTION	SERVICE
REGULATOR NUTS & NIPPLES, BRASS & STAINLESS STEEL Pressures to 500 PSIG (3447 kPa)				
				
CGA - 200 FOR "MC" TANK ACETYLENE:				
305-2	Nut	Brass, "MC" T, .628"-20 NGO, RH Female	CGA-200	
305-3	Nipple	Brass, 7/16"-20, 1 1/4" Long	CGA-200	
305-3A	Nipple	Brass, 1/8" NPT, 1 1/4" Long	CGA-200	

PART NO.		PART	DESCRIPTION	SERVICE
REGULATOR NUTS & NIPPLES, BRASS Pressures to 500 PSIG (3447 kPa)				
				
CGA - 300 FOR COMMERCIAL ACETYLENE:				
16-2	Nut	Brass, .830"-14 NGO, RH Female	CGA-300	
16-3	Nipple	Brass, 1/4" NPT, 1 15/16" Long	CGA-300	
16-8	Nipple	Brass, 1/4" NPT, 2 1/2" Long	CGA-300	
16-8CV	Nipple	Brass, 1/4" NPT, 2 1/2" Long w/CV	CGA-300	
616-2	Nut	Brass, Hand-Tight RH Female	CGA-300	
616-2P	Nut	Hand-Tight, Plastic Grip, RH Female	CGA-300	
616-3	Nipple	Hand-Tight, 1/4" NPT, 2 1/2" Long	CGA-300	
616-PT	Tip	Soft Tip, Replacement	CGA-300	

REGULATOR INLET NUTS AND NIPPLES

PART NO.	PART	DESCRIPTION	SERVICE
CGA - 320 FOR CARBON DIOXIDE:			
CO-2	Nut	Brass, .830"-14 NGO RH Female	CGA-320
CO-3	Nipple	Brass, 1/4" NPT, 2" Long w/washer	CGA-320
CO-4	Nipple	Brass, 1/4" NPT, 2 1/2" Long w/washer	CGA-320
CO-4CV	Nipple	Brass, 1/4" NPT, 2 1/2" Long w/Check	CGA-320
CO-7	Nipple	Brass, 1/2"-27, 2 1/2" Long	CGA-320
CO-8	Nipple	Brass, 1/4" NPT, LH, 2" Long	CGA-320
CO-3M2	Nipple	Recessed for 5/16" OD Tube	CGA-320
6-CO-2	Nut	Brass, Hand-Tight, RH Female	CGA-320
6-CO-2P	Nut	Plastic Grip, Hand-Tight, RH Female	CGA-320
6-CO-4	Nipple	Hand-Tight, 1/4" NPT, 2 1/2" Long	CGA-320
6-CO-4M1	Nipple	Hand-Tight, Recessed for 1/4" Tube	CGA-320
SS-CO-2	Nut	St. Steel, .830"-14 NGO, RH Female	CGA-320
SS-CO-3	Nipple	St. Steel, 1/4" NPT, 2" Long	CGA-320
CO-1TW	Washer	PTFE, Snap-In	CGA-320
CO-5	Washer	Fiber, Flat	CGA-320
CO-6	Washer	PTFE, Flat	CGA-320
CO-6N	Washer	Nylon, Snap-In	CGA-320
CGA - 326 FOR NITROUS OXIDE:			
13-2	Nut	Brass, .830"-14 NGO, RH Female	CGA-326
13-3	Nipple	Brass, 1/4" NPT, 2-1/2" Long	CGA-326
13-3CV	Nipple	Brass, 1/4" NPT, 2-1/2" Long w/Check V	CGA-326
613-2	Nut	Brass, Hand-Tight, RH Female	CGA-326
613-2P	Nut	Plastic Grip, Hand-Tight, RH Female	CGA-326
613-5	Nipple	Hand-Tight, 1/4" NPT, 2-1/2" Long	CGA-326
613-KPT	Tip	Soft Tip, Replacement	CGA-326
SS-13-2	Nut	St. Steel, .830"-14 NGO, RH Female	CGA-326
SS-13-3	Nipple	St. Steel, 1/4" NPT, 2-1/2" Long	CGA-326
CGA - 346 FOR AIR:			
14-2	Nut	Brass, .830"-14 NGO, RH Female	CGA-346
14-3	Nipple	Brass, 1/4" NPT, 2-1/2" Long	CGA-346
14-3CV	Nipple	Brass, 1/4" NPT, 2 -/2" Long w/Check	CGA-346
614-2	Nut	Brass, Hand-Tight, RH Female	CGA-346
614-2P	Nut	Plastic Grip, Hand-Tight, RH Female	CGA-346
614-5	Nipple	Hand-Tight, 1/4" NPT, 2-1/2" Long	CGA-346
614-KPT	Tip	Soft Tip Replacement	CGA-346
SS-14-2	Nut	St. Steel, .830"-14 NGO, RH Female	CGA-346
SS-14-3	Nipple	St. Steel, 1/4" NPT, 2-1/2" Long	CGA-346

REGULATOR NUTS & NIPPLES, BRASS & STAINLESS STEEL Pressures to 3000 PSIG (20,684 kPa)



PART NO.	PART	DESCRIPTION	SERVICE
CGA - 347 FOR AIR/HIGH PRESSURE:			
347-2	Nut	Brass, .830"-14 NGO, RH Female	CGA-347
347-3	Nipple	Brass, 1/4" NPT, 3" long	CGA-347
6347-2	Nut	Hand-Tight, RH Female	CGA-347
6347-3	Nipple	Hand-Tight, 1/4" NPT, 3" Long	CGA-347
6347-3-3	O-Ring	Replacement	CGA-347
SS-347-2	Nut	St. Steel, .830"-14 NGO, RH Female	CGA-347
SS-347-3	Nipple	St. Steel, 1/4" NPT, 3" Long	CGA-347
SS-6347-2	Nut	Hand-Tight, St. Steel, RH Female	CGA-347
SS-6347-3	Nipple	Hand-Tight, St. Steel, 1/4" NPT, 3" Long	CGA-347

REGULATOR NUTS & NIPPLES, BRASS & STAINLESS STEEL Pressures 3001 PSIG TO 5500 PSIG (37,921 kPa)



REGULATOR INLET NUTS AND NIPPLES




PART NO.	PART	DESCRIPTION	SERVICE
CGA - 350 FOR HYDROGEN/NATURAL GAS:			
82	Nut	Brass, .830"-14 NGO, LH Female	CGA-350
83	Nipple	Brass, 1/4" NPT, 2-1/2" Long	CGA-350
83-CV	Nipple	Brass, 1/4" NPT, 2-1/2" Long w/Check V	CGA-350
83-M1	Nipple	Recessed for 1/4" OD Tube	CGA-350
83-M2	Nipple	Recessed for 5/16" OD Tube	CGA-350
87	Nipple	Brass, 1/4" NPT, 3" Long	CGA-350
682	Nut	Brass, Hand-Tight, LH Female	CGA-350
682P	Nut	Plastic Grip, Hand-Tight, LH Female	CGA-350
683	Nipple	Hand-Tight, 1/4" NPT, 2-1/2" Long	CGA-350
683-PT	Tip	Soft Tip Replacement	CGA-350
SS-82	Nut	St. Steel, .830"-14 NGO, LH Female	CGA-350
SS-83	Nipple	St. Steel, 1/4" NPT, 2-1/2" Long	CGA-350
SS-83M1	Nipple	Recessed for 1/4" OD Tube	CGA-350

REGULATOR NUTS & NIPPLES, BRASS & STAINLESS STEEL Pressures to 3000 PSIG (20,684 kPa)



PART NO.	PART	DESCRIPTION	SERVICE
CGA - 510 FOR POL ACETYLENE:			
15-2	Nut	Brass, .880"-14 NGO, LH Male	CGA-510
15-3	Nipple	Brass, 1/4" NPT, 3" Long	CGA-510
15-4	Nipple	Brass, 1/4" NPT, 3-1/2" Long	CGA-510
15-5	Nipple	Brass, 1/2"-27, 4" Long	CGA-510
15-8	Nipple	Brass, 1/4" NPT, 2-1/2" Long	CGA-510
15-8CV	Nipple	Brass, 1/4" NPT, 2-1/2" Long w/Check	CGA-510
15-9	Nipple	Brass, 1/2"-27, 3" Long	CGA-510
15-11	Nipple	Brass, 1/4" NPT, 4-1/4" Long	CGA-510
15-8M1	Nipple	Recessed for 1/4" OD Tube	CGA-510
15-8M2	Nipple	Recessed for 5/16" OD Tube	CGA-510
15-8M3	Nipple	Recessed for 3/8" OD Tube	CGA-510
615-2	Nut	Brass, Hand-Tight, LH Male	CGA-510
615-2P	Nut	Plastic Grip, Hand-Tight, LH Male	CGA-510
615-3	Nipple	Hand-Tight, 1/4" NPT, 3-1/2" Long, w/O-Ring	CGA-510
615-3T	Nipple	Hand-Tight, 1/4" NPT, 3" Long, w/Soft Tip	CGA-510
615-8M1T	Nipple	Hand-Tight, Recessed for 1/4" Tube w/Soft Tip	CGA-510
615-0	O-Ring	Replacement O-Ring	CGA-510
615-PT	Tip	Soft Tip Replacement	CGA-510
SS-15-2	Nut	St. Steel, .880"-14 NGO, LH Male	CGA-510
SS-15-3	Nipple	St. Steel, 1/4" NPT, 3" Long	CGA-510
SS-15-3CV	Nipple	St. Steel, 1/4" NPT, 3" Long w/CV	CGA-510
SS-15-8M1	Nipple	Recessed for 1/4" OD Tube	CGA-510
CGA - 520 FOR "B" TANK - ACETYLENE:			
300-2	Nut	Brass, .899"-18 NGO, RH Female	CGA-520
300-3	Nipple	Brass, 1/4" NPT, 1-3/4" Long	CGA-520

REGULATOR NUTS & NIPPLES, BRASS & STAINLESS STEEL Pressures to 500 PSIG (3447 kPa)



REGULATOR INLET NUTS AND NIPPLES

REGULATOR NUTS & NIPPLES, BRASS & STAINLESS STEEL Pressures to 3000 PSIG (20,684 kPa)



PART NO.	PART	DESCRIPTION	SERVICE
CGA - 540 FOR OXYGEN:			
62	Nut	Brass, .908"-14 NGO, RH Female	CGA-540
63-CV	Nipple	Brass, 1/4" NPT, 2" Long w/CV	CGA-540
63	Nipple	Brass, 1/4" NPT, 2-1/16" Long	CGA-540
66	Nipple	Brass, 1/4" NPT, 2-1/2" Long	CGA-540
69	Nipple	Brass, 1/4" NPT, 3" Long	CGA-540
67	Nipple	Brass, 1/2"-27, 2-1/2" Long	CGA-540
63-M1	Nipple	Recessed for 1/4" OD Tube	CGA-540
63-M2	Nipple	Recessed for 5/16" OD Tube	CGA-540
662	Nut	Brass, Hand-Tight, RH Female	CGA-540
662P	Nut	Plastic Grip, Hand-Tight, RH Female	CGA-540
663	Nipple	Hand-Tight, 1/4" NPT, 2-1/2" Long	CGA-540
663-KPT	Tip	Soft Tip Replacement	CGA-540
SS-62	Nut	St. Steel, .908"-14 NGO, RH Female	CGA-540
SS-63	Nipple	St. Steel, 1/4" NPT, 2-1/2" Long	CGA-540

REGULATOR NUTS & NIPPLES, BRASS & STAINLESS STEEL Pressures to 3000 PSIG (20,684 kPa)




PART NO.	PART	DESCRIPTION	SERVICE
CGA - 580 FOR ARGON, HELIUM & NITROGEN:			
92	Nut	Brass, .960"-14 NGO, RH Male	CGA-580
15-3	Nipple	Brass, 1/4" NPT, 3" Long	CGA-580
15-4	Nipple	Brass, 1/4" NPT, 3-1/2" Long	CGA-580
15-8	Nipple	Brass, 1/4" NPT, 2-1/2" Long	CGA-580
15-8CV	Nipple	Brass, 1/4" NPT, 2-1/2" Long w/CV	CGA-580
15-11	Nipple	Brass, 1/4" NPT, 4-1/2" Long	CGA-580
15-9	Nipple	Brass, 1/2"-27, 3" Long	CGA-580
15-5	Nipple	Brass, 1/2"-27, 4" Long	CGA-580
15-8M1	Nipple	Recessed For 1/4" OD Tube	CGA-580
15-8M2	Nipple	Recessed For 5/16" OD Tube	CGA-580
692	Nut	Brass, Hand-Tight, RH Male	CGA-580
692P	Nut	Plastic Grip, Hand-Tight, RH Male	CGA-580
615-0	O-Ring	Replacement O-Ring	CGA-580
615-PT	Tip	Soft Tip Replacement	CGA-580
615-3	Nipple	Hand-Tight, 1/4" NPT, 3-1/2" Long, w/O-Ring	CGA-590
615-3T	Nipple	Hand-Tight, 1/4" NPT, 3" Long, w/Soft Tip	CGA-590
615-8M1T	Nipple	Hand-Tight, 1/4" OD Tube, 2-1/8" Long	CGA-580
SS-92	Nut	St. Steel, .960"-14 NGO, RH Male	CGA-580
SS-15-3	Nipple	St. Steel, 1/4" NPT, 3" Long	CGA-580
SS-15-3CV	Nipple	St. Steel, 1/4" NPT, 3" Long w/CV	CGA-580
SS-15-8M1	Nipple	Recessed For 1/4" OD Tube	CGA-580

REGULATOR INLET NUTS AND NIPPLES



PART NO.	PART	DESCRIPTION	SERVICE
CGA - 590 FOR INDUSTRIAL AIR:			
93	Nut	Brass, .960"-14 NGO, LH Male	CGA-590
15-3	Nipple	Brass, 1/4" NPT, 3" Long	CGA-590
15-4	Nipple	Brass, 1/4" NPT, 3-1/2" Long	CGA-590
15-8	Nipple	Brass, 1/4" NPT, 2-1/2" Long	CGA-590
15-8CV	Nipple	Brass, 1/4" NPT, 2-1/2" Long w/CV	CGA-590
15-9	Nipple	Brass, 1/2"-27, 3" Long	CGA-590
15-5	Nipple	Brass, 1/2"-27, 4" Long	CGA-590
15-11	Nipple	Brass, 1/4" NPT, 4-1/2" Long	CGA-590
15-8M1	Nipple	Recessed For 1/4" OD Tube	CGA-590
15-8M2	Nipple	Recessed For 5/16" OD Tube	CGA-590
15-8M3	Nipple	Recessed For 3/8" OD Tube	CGA-590
693	Nut	Brass, Hand-Tight, LH Male	CGA-590
693P	Nut	Plastic Grip, Hand-Tight, LH Male	CGA-590
615-3	Nipple	Hand-Tight, 1/4" NPT, 3-1/2" Long, w/O-Ring	CGA-590
615-3T	Nipple	Hand-Tight, 1/4" NPT, 3" Long, w/Soft Tip	CGA-590
615-0	O-Ring	Replacement O-Ring	CGA-590
615-PT	Tip	Soft Tip Replacement	CGA-590
SS-93	Nut	St. Steel, .960"-14 NGO, LH Male	CGA-590
SS-15-3	Nipple	St. Steel, 1/4" NPT, 3" Long	CGA-590
SS-15-3CV	Nipple	St. Steel, 1/4" NPT, 3" Long w/CV	CGA-590
SS-15-8M1	Nipple	Recessed For 1/4" OD Tube	CGA-590


REGULATOR NUTS & NIPPLES, BRASS & STAINLESS STEEL
Pressures to 3000 PSIG (20,684 kPa)



93 **15-3**

PART NO.	PART	DESCRIPTION	SERVICE
CGA - 680 FOR INERT GASES:			
680-2	Nut	Brass, 1.040"-14 NGO RH Male	CGA-680
680-3SF	Nipple	Brass w/Filter, 1/4" NPT, 3" Long	CGA-680
680-4SF	Nipple	Brass w/Filter, 1/4" NPT, 3-1/2" Long	CGA-680
6680	Nut	Hand-Tight (Use With 680-4SF Nipple)	CGA-680

REGULATOR NUTS & NIPPLES, BRASS
Pressures from 3000 PSIG (20,684 kPa) to 5500 PSIG (37,921 kPa)



680-2 **680-3SF**

Western offers nuts and nipples in a variety of materials and styles to fit a full range of gas service requirements. See Industrial Products Catalog for our full line of quick connects, check valves, flashback arrestors, and CGA nuts and nipples.

RETAIL DISPLAYS

PACKAGING AND POINT-OF-SALE MATERIALS

At Western, we want to help you sell more of our high performance and now highly-visible products. Our new, appealing and effective packaging along with our point-of-sale materials will attract customers and optimize your selling area.

We designed our eye-catching merchandising to achieve maximum visual impact and allow your customers to view the complete line of Western's retail-packaged products. Our bold, full-color packaging provides your customers with the information they need, including product descriptions and features. High-quality graphics provide either a clear view or a photo of the products.

Western will continue to expand the number of products offered in retail packaging along with developing other options for plan-o-grams.



WD-Mat

Photo of actual point-of-sale display

PACKAGING AND POINT-OF-SALE MATERIALS

BRASS CYLINDER ADAPTORS

WD-15	Clamshell	CGA-510 - CGA-300
WD-51	Clamshell	CGA-510 - CGA-300 (One Piece Design)
WD-61	Clamshell	CGA-300 - CGA-510
WD-306	Clamshell	CGA-520 - CGA-200
WD-314	Clamshell	CGA-200 - CGA-520
WD-315	Clamshell	CGA-510 - CGA-520
WD-316	Clamshell	CGA-300 - CGA-520
WD-317	Clamshell	CGA-520 - CGA-510
WD-319	Clamshell	CGA-520 - CGA-300
WD-324	Clamshell	CGA-200 - CGA-510
WD-806	Clamshell	CGA-320 - CGA-580
WD-810	Clamshell	CGA-580 - CGA-320

WELDING FITTINGS

WD2101	Plastic Bag	1/4" Twin Hose Repair Kit - B Size (7, 8, 17-502)
WD2102	Plastic Bag	3/16" Twin Hose Repair Kit-B Size (7, 8, 18-500)
WD2103	Plastic Bag	1/4" Hose Splicer Kit (44-502), 1 each per bag
WD2104	Plastic Bag	3/16" Hose Splicer Kit (45-500)1, each per bag
WD2105	Plastic Bag	Hose-Hose Couplers (30-31), 1 each per bag
WD2106	Plastic Bag	Regulator-Hose Couplers (32-33), 1 each per bag
WD2107	Plastic Bag	Inert Hose Repair Kit 1/4" ID B Size (AW-14A, AW17)
WD2108	Plastic Bag	Hose Clamp Kit 1/4"ID (502), 2 per bag
WD2109	Plastic Bag	Hose Clamp Kit 3/16"ID (500), 2 per bag
WD2110	Plastic Bag	Hose Ferrules- 1/4" ID (7325), 6 per bag
WD2111	Plastic Bag	Hose Ferrules 1/4" ID (3588), 6 per bag
WD2112	Plastic Bag	Hose Ferrules 3/16" ID (769), 6 per bag
WD2113	Plastic Bag	Hose Ferrules 3/16" ID(4750), 6 per bag
WD2114	Plastic Bag	CO ₂ Washer Kit (CO-5/CO-6) 3 each per bag
WD2115	Plastic Bag	O ₂ Hose Nuts B Size (#7), 2 per bag
WD2116	Plastic Bag	Fuel Gas Hose Nuts B size (#8), 2 per bag
WD2117	Plastic Bag	1/4" Hose Nipples B size (#17), 2 per bag
WD2118	Plastic Bag	3/16" Hose Nipples B size (#18), 2 per bag
WD2119	Plastic Bag	Oxy Nut/Nipple CGA540 (62, 63), Set
WD2120	Plastic Bag	Acet Nut/Nipple CGA510(15-2, 15-3), Set
WD2121	Plastic Bag	N ₂ Nut/Nipple CGA580 (92, 93), Set
WD2122	Plastic Bag	Hose Ferrules 1/4" ID (7326), 6 per bag
WD2123	Plastic Bag	Hose Ferrules 1/4" ID (K-K), 6 per bag
WD2124	Plastic Bag	Hose Ferrules 3/16" ID (626), 6 per bag
WD2125	Plastic Bag	Hose Ferrules 3/16" ID (7323), 6 per bag
WD2126	Plastic Bag	Ferrule Assortment 1/4" (7325,7326,7327)
WD2127	Plastic Bag	Ferrule Assortment 3/16"(769,4750,624)
WD2128	Plastic Bag	A Size Twin Hose Kit 3/16" (9, 10, 19-500)
WD2129	Plastic Bag	Inert Gas Couplers (AW-430), 2 per bag
WD2130	Plastic Bag	Inert End Kit 3/16"(AW14A,AW18-500)
WD2131	Plastic Bag	Hose Splicers 1/4" ID (#44), 2 per bag
WD2132	Plastic Bag	Hose Splicers 3/16" ID(#45), 2 per bag
WD2133	Plastic Bag	Hose Splicers 3/8" ID (#47), 2 per bag
WD2138	Plastic Bag	Hose Couplers #30, 2 per bag
WD2139	Plastic Bag	Hose Couplers #31, 2 per bag
WD2140	Plastic Bag	Hose Couplers #32, 2 per bag
WD2141	Plastic Bag	Hose Ferrules #7327, 6 per bag
WD2142	Plastic Bag	Hose Ferrules #7329, 6 per bag
WD2143	Plastic Bag	Hose Nipples #20, 2 per bag
WD2144	Plastic Bag	Hose Ferrules #624, 6 per bag
WD2145	Plastic Bag	Hose Couplers #33, 2 per bag

CHECK VALVES

WE-60	Clamshell	Reverse Flow Check Valves Set - Torch Style
WE-61	Clamshell	Reverse Flow Check Valves Set - Regulator Style

Y VALVES

111	Clamshell	Y-Valve Oxygen RH
112	Clamshell	Y-Valve Fuel Gas LH

CRIMPING TOOLS

C-1	Blister Pack	Crimp Tool - Hammer Strike
C-5	Blister Pack	Crimp Tool - Hand Grip

HOSE REPAIR KITS

CK-1	Boxed	Hose Repair Kit 3/16" & 1/4" with C-1 Tool
CK-3	Boxed	Hose Repair Kit 3/16" x1/4" Hose with C-3 Tool
CK-5	Boxed	Hose Repair Kit 3/16", 1/4" Hose with C-5 Tool
CK-6	Boxed	Hose Repair Kit 5/16 & 3/8" with C-6 Tool
CK-7	Boxed	Hose Repair Kit B Size Fittings Only, No Tool
CK-20	Boxed	Hose Repair Kit - 1/4" Hose with C-1 Tool
CK-22	Boxed	Hose Repair Kit - 1/4" Hose with C-1 Tool (B Size Fittings)
CK-24	Boxed	Hose Repair Kit - 3/16" & 1/4" Hose with C-5 Tool
CK-26	Boxed	Hose Repair Kit - 1/4" Hose with C-5 Tool
CK-27	Boxed	Mini Hose Repair Kit - 3/16", 1/4" Hose
CK-28	Boxed	Mini Hose Repair Kit - 1/4" Hose

FLASH ARRESTORS

FA-10	Clamshell	Flashback Arrestors - Torch Style
FA-30	Clamshell	Flashback Arrestors - Regulator Style

QUICK CONNECTS

QDB10	Clamshell	Quick Connect Set Torch-to-Hose
QDB20	Clamshell	Quick Connect Set Hose-to-Hose
QDB30	Clamshell	Quick Connect Set Regulator-to-Hose

REGULATORS

REB-4-3	Boxed	Pressure Regulator - CO ₂ - CGA-320
REB-1-1	Blister Pack	Pressure Regulator - Acetylene - CGA-510
REB-9-3	Blister Pack	Pressure Regulator - Oxygen - CGA-540
REB-3-FG	Boxed	FlowGauge Argon Regulator - CGA-580
REB-4-FG	Boxed	Flowgauge CO ₂ Regulator - CGA-320
REB-3-FGD	Blister Pack	Mig Flowgauge Display Package - Argon, CGA-580
REB-4-FGD	Blister Pack	Mig Flowgauge Display Package - CO ₂ - CGA-320
REF-3-PGD	Blister Pack	Mig Flowmeter Display Package - Argon, CGA-580
REF-4-PGD	Blister Pack	Flowmeter Regulator with Gauge - Carbon Dioxide, CGA-320
RP30580	Blister Pack	FROG - Argon, CGA-580
RP22320	Blister Pack	FROG - CO ₂ , CGA-320

BALLOON INFLATORS

R125	Clamshell	Economy Style Balloon Inflator
RPB-6	Boxed	Helium Regulator - Wrench
RPB-6H	Boxed	Helium Regulator - Hand tight
RPB-6G	Boxed	Helium Regulator - Wrench Type - with Gauge
RPB-6HG	Boxed	Helium Reg. Tilt Valve, Hand tight with Gauge

WEEDBURNERS

WB-101	Blister	Pack Hotspotter - Heavy Duty
WB-102	Blister	Pack Hotspotter - Medium Duty

POS MARKETING MATERIAL

B30011	4 X 4 WESTERN HEADER CARD
DISPLAY	2 BROCHURE HOLDERS
B20386	FLASH ARRESTOR BROCHURES
B20387	QUICK CONNECT BROCHURES
B20405	HOTSPOTTER BROCHURES
B20406	HOSE REPAIR KIT BROCHURES
HOSEGUIDE	12-PAGE HOSE REPAIR GUIDE BOOKLET
WD-MAT	WESTERN BRASS ADAPTOR COUNTER MAT GUIDE

REPLACEMENT GAUGES / FLOW TUBES

FLOWMETERS	INLET	DELIVERY
REB-3-FG	G-28-3000W	G-28-F35W
REB-3-FGD	G-28-3000W	G-28-F35W
REB-4-FG	G-28-3000W	G-28-F35W
REB-4-FGD	G-28-3000W	G-28-F35W
REF-3-PGD	G-18-4000W	2030-14G Tube; 2010 Cover
REF-4-PGD	G-18-4000W	2030-14G Tube; 2010 Cover
RFS-3-P	G-2-4000W	2030-14G Tube; 2010 Cover
RFS-4-P	G-2-3000W	2030-14G Tube; 2010 Cover
RFS-7-P	G-2-4000W	20-T90N Tube; 2010 Cover
RF-3-P	G-18-4000W	2030-14G Tube; 2010 Cover
RF-4-P	G-18-4000W	2030-14G Tube; 2010 Cover
RHP-3-P	G-2-6000W	2030-14G Tube; 2010 Cover
RWS-2-7	N/A	20-T90N Tube; 2010 Cover
RWS-2-13	N/A	2030-14G Tube; 2010 Cover



G-25-4000W



G-2-30RLW

REGULATORS	INLET	DELIVERY
REB-1-1	G-28-4000W	G-28-30RLW
REB-4-3	G-28-4000W	G-28-150W
REB-7-3	G-28-4000W	G-28-150W
REB-9-3	G-28-4000W	G-28-150W
REB-7-5	G-28-4000WP	G-28-600WP
REB-7-5AC	G-28-4000WP	G-28-600WP
RS-1-1	G-2-400W	G-2-30RLW
RS-1A-1	G-2-400W	G-2-30RLW
RS-2-4	G-2-4000W	G-2-200W
RS-2-5	G-2-4000W	G-2-600W
RS-4-4	G-2-4000W	G-2-200W
RS-7-3	G-2-4000W	G-2-200W
RS-7-4	G-2-4000W	G-2-200W
RS-7-5	G-2-4000W	G-2-600W
RS-9-3	G-2-4000W	G-2-200W
RS-9-4	G-2-4000W	G-2-200W
RS-9-5	G-2-4000W	G-2-600W
RC-7-3	G-25-4000W	G-25-200W
RC-9-3	G-25-4000W	G-25-200W
RD-1-1	G-25-400W	G-25-30RLW
RD-1A-1	G-25-400W	G-25-30RLW
RD-4-3	G-25-4000W	G-25-200W
RD-7-4	G-25-4000W	G-25-200W
RD-9-4	G-25-4000W	G-25-200W
RHP-2-4	G-2-6000W	G-2-200W
RHP-2-4H	G-2-6000W	G-2-200W
RHP-2-5	G-2-6000W	G-2-600W

REGULATORS	INLET	DELIVERY
RHP-2-5H	G-2-6000W	G-2-600W
RHP-11-30	G-25-6000W	G-25-4000W
RS-9-15	G-25-4000W	G-25-2000W
RS-9-20	G-25-4000W	G-25-3000W
RS-11-15	G-25-4000W	G-25-2000W
RS-11-20	G-25-4000W	G-25-3000W
LCR-4-1	N/A	G-25-200W
LCR-7-1	N/A	G-25-200W
LCR-9-1	N/A	G-25-200W
WMR-2-2	N/A	G-2-100W
WMR-2-4	N/A	G-2-200W
WMR-2-3	N/A	G-2-200W
WMR-2-6	N/A	G-2-600W
WMR-2-8	N/A	G-2-600W
WMR-3-1	N/A	G-2-60W
RM-1-1	G-25-600W	G-25-30RLW
RM-2-4	G-25-4000W	G-25-200W
RM-4-4	G-25-4000W	G-25-200W
RM-6-4	G-25-4000W	G-25-200W
RM-7-4	G-25-4000W	G-25-200W
RDM-9-4	G-25-4000W	G-25-200W
WSR-1-1	N/A	G-25-200W
WSR-1-2	N/A	G-25-30RLW
WSR-1-3	N/A	G-25-100W
WSR-1-5	N/A	G-25-100W
WSR-1-8	N/A	G-25-400W

NOTES





875 Bassett Road
Westlake, Ohio 44145-1142
440.871.2160
Fax: 440.835.8283
800.783.7890
www.westernenterprises.com

*Western products are manufactured with care and pride
in the United States of America.*



ISO Registered Quality System

Western/Scott Fetzer Co.
B20467 ECN-15546 (1201)