

## GENERAL INFORMATION

	Page
TERMS & CONDITIONS	3
HOW TO ORDER	4
GENERAL INFORMATION	7
NEW PRODUCTS	11

## BOX PACK

		Page
WEISER	Handlesets	22
	Levers	25
	Knobs	27
	Deadbolts	27
	Specifications	30
ELECTRONICS	SmartCode	34
	Specifications	35
	SmartCode 10	36
	Specifications	37
	Specifications	39

		Page
ELEMENTS	Handlesets	54
	Levers	56
	Knobs	57
	Deadbolts	58
	Specifications	61

## PARTS & ACCESSORIES

	Page
Legacy Parts	66
Pocket Door Locks	68
Bath Accessories	69
Trim & Installation Aids	70
Keys	72
Cylinders - Pin & Tumbler	73
SmartKey	75
Key Control	76

	Page
Deadbolt Latches	77
Adjustable Latches	78
Strikes	79
Strike Boxes	81
Screw Packs	82
Electronic Service Parts	85
Miscellaneous	86



## TERMS AND CONDITIONS OF SALE

All prices, terms and conditions are subject to change without notice. All orders are subject to acceptance by Weiser and are at prices in effect at time of shipment. Terms of payment - Standard terms are 2% prompt payment discount for payment within 25 days from date of invoice and net 30 days from date of invoice.

The minimum charge per invoices is \$100.00 net plus shipping charges.

### FREIGHT AND DELIVERY

Prices F.O.B. Weiser's plant, standard policy is to pay freight on all orders over \$1,000.00 net invoice value to a single destination in the continental U.S., by carrier and route of our choice. Shipments less than these quantities will not be shipped on a prepaid basis. If higher freight charges are incurred from customers specifying a carrier or route of their choice, the additional cost will be added to that customers invoice.

*Terms:* Goods shipped by Seller are shipped F.O.B. point of Buyer's specified destination. Title and risk of loss shall remain with Seller until such goods have arrived at their specified destination at which time, title and risk of loss shall pass to Buyer."

*Terms:* "F.O.B. our Warehouse."

Any time or date specified for delivery is given and intended as an estimate only and Weiser shall not be liable for any loss or damage arising directly or indirectly out of delay in delivery. No penalty clause of any kind in any order will be accepted by or valid against Weiser. No claim for shortages will be considered by Weiser unless written notice is received by Weiser within 10 days of receipt of good.

### WARRANTY

Weiser manufactured products are warranted from date of purchase against mechanical failure due to faulty workmanship or materials. Please check our website for specific product warranties. This warranty does not cover the finish of non Brilliance finish products, defects or damage arising from improper installation, incorrect product application, improper maintenance, storage, shipping handling or normal wear and tear as determined by Weiser Full Lifetime warranty covers all Brilliance products as above including the finish of exterior keyed lock components while the original purchaser lives and owns the lock. All other conditions apply.

Sole remedy under warranty is the repair or replacement of any product, or component part which shall prove defective as covered by this warranty.

### PROPERTY OF GOODS

The goods purchased hereunder shall be and remain the property of Weiser until the purchase price has been paid in full by the purchaser.

### CHANGES, CANCELLATIONS AND RETURNS

Changes in or cancellation of orders are subject to approval by Weiser upon such terms as Weiser determines. No goods may be returned to Weiser without the prior written approval of Weiser.

### APPLICATION OF TERMS

Any variation of these terms shall not be binding upon Weiser unless Weiser agrees in writing to the variation.

### MISCELLANEOUS

Weiser reserves the right to discontinue any design, function, finish or change any specification without notice.

### ANNUAL MINIMUM NET PURCHASES

Weiser reserves the right to discontinue direct sales to any customer who does not meet our annual minimum sales volume. The current annual net purchases requirement is \$50,000. Your annual purchases shall be determined on the basis of accepted, non-cancelled orders received from you during each calendar year. This requirement is necessary because our administration, sales and service costs to keep an account open may exceed any profit which might be realized below the level of this minimum.

Weiser reserves the right to change this annual minimum of net purchases at any item. Any customer who is terminated as a direct account for failure to meet our annual minimum net purchases is invited to continue their Weiser purchases through Weiser distributors.

In the interest of personal security and safety, all locksets and latchset functions that may used on exterior doors, will be shipped from the factory with deadlocking latches only. Orders received for these functions that indicate spring latches will be converted to deadlocking latches.

## 1 QUANTITY

INDICATE A NUMBER (unit quantity required)

Example

24

## 2 SERIES DESIGNATION

CHOOSE FROM:

Example

	Series	Description	GCD
ELECTRONIC DEADBOLTS	GED	Powerbolt/SmartCode	
WEISER	GCA	Knobset or BP/VP Handleset or Knob Interior Pack	
	GCL	Leverets or VP Handleset or Lever Interior Pack	
	GCD	Deadbolts	
	GA	Knobset or BP/VP Handleset or Knob Interior Pack	
	GLA	Leverets or VP Handleset or Lever Interior Pack	
	GD	Deadbolts	
	GSC	Valu-Pak	
	SPSL	Contemporary Passage Leverset	
	SPVL	Contemporary Privacy Leverset	
	SHD	Contemporary Half Dummy	
	SSD	Contemporary Single Cylinder Deadbolt	
	SDD	Contemporary Double Cylinder Deadbolt	
	SIP	Contemporary Lever Interior Pack	
	ELEMENTS	GAC	Knobset or BP/VP Handleset or Knob Interior Pack
GLC		Leverets or VP Handleset or Lever Interior pack	

**NOTE: All box pack handlesets are ordered LESS INTERIOR PACK (LIP). Interior packs must be ordered separately**

## 3 FUNCTION NUMBER

Model	Function
101	Passage/Hall/Closet
331	Privacy/Bed/Bath
531/535	Keyed Entry
581	Storeroom/Vestibule
12	Inactive Trim, Surface or Bolt through mounting
1030/1031	Pocket Door Lock
9771/8771	Single Cylinder Handleset LIP
9671	Double Cylinder Handleset LIP
71/61	Inactive Handleset LIP
9675/3675/8675*	Single Cylinder Interior Pack
9575/3575	Double Cylinder Interior Pack
96/36/86*	Inactive Interior Pack
9471 / 1471	Single Cylinder Deadbolts
9371	Double Cylinder Deadbolts
1460/1490/2100	Powerbolt/SmartCode
7771*	Handle x Lever (No deadbolt)
9471/8471	Single Cylinder Handlesets VP

**NOTE: All box pack handlesets are ordered LESS INTERIOR PACK (LIP). Interior packs must be ordered separately**

\* Available in Square Rose or Round Rose



## 4 STYLE

CHOOSE FROM:

		Series	Description
KNOBS & LEVERS	WEISER	ADL	Ashfield
		AVL	Avalon
		CHL	Commonwealth
		H	Hancock
		VDL	Vedani
		A	Aspen
		D	Dane
		G	Galiano
		HFL	Halifax
		LSL	Lisbon
		HT	Huntington
		MIL	Milan
		MRL	Montreal
		P	Phoenix
		SYL	Sydney
		T	Troy
		L	Laurel
		TC	Toluca
		ELEMENTS	
BLM	Belmont		
F	Fairfax		
LRL	Ladera		
TSL	Tristan		
Y	Yukon		
AI	Alfini		
KML	Kim		

CHOOSE FROM:

Example

		Series	Description		
HANDLESETS	WEISER	ADH	Ashfield		
		SCE	San Clemente		
		CMH	Camino		
		TVH	Tavaris		
		A	Augusta		
		C2	Colonnade		
		HE	Hawthorne		
		SE	Shelburne		
		ELEMENTS		AMD	Amador
				BDH	Brentwood
KNH	Kingsway				

## 5 FINISH

Finish	Description	ANSI / BHMA
3	Polished Brass	605
3BR	Lifetime Polished Brass	605E
5	Antique Brass	609
11P	Venetian Bronze	-
15	Satin Nickel	619
15A	Antique Nickel <small>(formerly called 17A)</small>	620
26	Polished Chrome	625
26D	Satin Chrome	626
514	Iron Black	-

## 6 KEYING CHOOSE FROM

Example

Code	Description	SMT
KD	Keyed Differently	
K2, K3	Keyed Alike (2 Locksets, 3 Locksets)	
MK	Master Keyed	
CK	Builder (Construction) Keyed	
GMK	Grand Master Keyed	
PMK	Builder Master Keyed	
MAIS	Maison Keying	
SMT	SmartKey	
WS	Weiser Pin & Tumbler	
KW	Kwikset Pin & Tumbler	

**NOTE: SMT is the default configuration.**

## 7 PACKAGING

CHOOSE FROM:

Example

7 PACKAGING			CHOOSE FROM:	Example
			<b>B</b> Box Pack	<b>B</b>
			<b>MS</b> Merchandiser Sensormatic	
			<b>VS</b> Visual Pack	

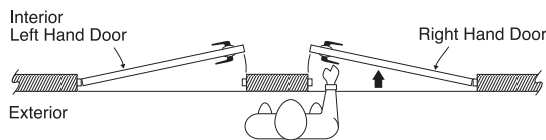
## 8 HANDING (LEVERS)

CHOOSE FROM:

Example

8 HANDING (LEVERS)			CHOOSE FROM:	Example
			<b>LH</b> Left Hand	
			<b>RH</b> Right Hand	

To determine the handing of a door face the **OUTSIDE** of the door. If the hinge is on the left side of the door, the door is left handed (LH). If the hinge is on the right side of the door, the door is right handed (RH).



**NOTE:** Handing required for Inactive levers and handlesets with handed levers

## 9 MISCELLANEOUS

IF REQUIRED:

9 MISCELLANEOUS		IF REQUIRED:
Code	Description	
UL	UL 3 Hour Rated Fire Door	
FD	20 Minute Rated Fire Door (FD) w/ 1-1/2" fire sleeve	

## 10 LATCH CONFIGURATION

CHOOSE FROM:

Example

10 LATCH CONFIGURATION			CHOOSE FROM:	Example
Latch	Description	SL		
SL	Square Corner Adjustable Latch			
RL	Radius Corner Adjustable Latch			
DI	Round Face Drive-in Latch			
4L	4-Way Adjustable Latch			
6L	6-Way Adjustable Latch			

## 11 STRIKE CONFIGURATION

CHOOSE FROM:

Example

11 STRIKE CONFIGURATION			CHOOSE FROM:	Example
Code	Description	S2		
R1	Radius Cornered Strike (Interior/Exterior)			
R2	Radius Cornered Strike (Deadbolts)			
R3	1/4" (6.4mm) Radius Full Lip Deadbolt Strike			
S1	Square Cornered Strike (Interior/Exterior)			
S2	Square Cornered Strike (Deadbolts)			
S3	Square Corner Full Lip Deadbolt Strike			
S5	Square Cornered Strike (For Metal Frames)			
T2	T-Strike (2-3/4", ANSI Strike), Exterior			
T3	Square Corner T-Strike for Deadbolt			

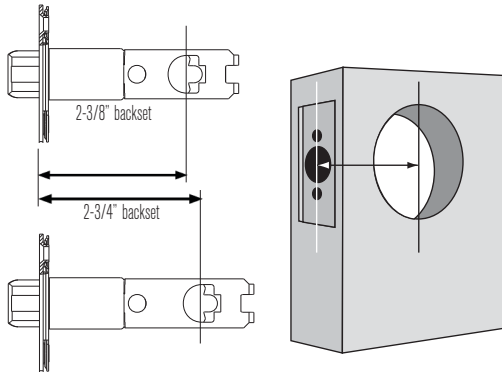
**NOTE:** For products utilizing an upper and lower strike (such as handlesets, entrysets, or security sets) show the lower strike designation, then upper strike designation. For example: S1S2

By following these simple steps your order should look like this example:

**24 | GCD | 9471 | 3 | SMT | B | SL | S2**

## BACKSET

Backset is the distance from center edge of door to center of the 2-1/8" (54mm) diameter hole, 2-3/8" or 2-3/4" in most cases.



## UNDERWRITERS LABORATORIES LISTED LOCKSETS







To meet Underwriters Laboratories' fire rating requirements UL listed locksets, UL listed latches, and UL listed strikes must be used together.

## AMERICAN WITH DISABILITIES ACT

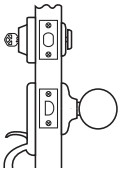
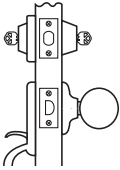
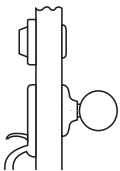


Please contact Weiser for products that comply with the Americans with Disabilities Act of 1990.


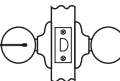
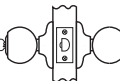


## HANDLESETS

	Function Name	Description	Code
	<p>Handleset with Less Interior Pack Single Cylinder Deadbolt</p>	<p>Latch bolt operated by thumb piece outside and knob/lever inside.</p> <p>Deadbolt operated by key outside and thumb turn inside.</p>	<p>9771/8771</p>
	<p>Handleset with Less Interior Pack Double Cylinder Deadbolt</p>	<p>Latch bolt operated by thumb piece outside and knob/lever inside.</p> <p>Deadbolt operated by key both sides.</p>	<p>9671</p>
	<p>Inactive Handleset Less Interior Pack with Inactive Deadbolt</p>	<p>Handle and grip act as a pull only. For Inactive leaf of double doors. No operation.</p>	<p>71/61</p>
	<p>Handleset with Knob or Lever</p>	<p>Latch bolt operated by thumb piece outside and grip inside.</p>	<p>7771</p>





## HANDLESETS INTERIOR

	Function Name	Description	Code
	Knob or Lever Interior Pack for Single Cylinder Deadbolt	Latch bolt operated by thumb piece outside and knob/lever inside. Deadbolt operated by key outside and thumb turn inside.	9675/3675/8675
	Knob or Lever Interior Pack for Double Cylinder Deadbolt	Latch bolt operated by thumb piece outside and knob/lever inside. Deadbolt operated by key both sides.	9575/3575
	Knob or Lever Interior Pack for Inactive Deadbolt	Handle and grip act as a pull only. For inactive leaf of double doors. No operation.	96/36/86




## KNOBS

	Function Name	Description	Code
	Passage/Hall/Closet	Both knobs always free.	101
	Privacy/Bed/Bath	Both knobs locked or unlocked by turn button inside. Outside knob unlocked by emergency key.	331
	Keyed Entry	Both knobs locked or unlocked by key outside or turn button inside.	531
	Storeroom/Vestibule	Outside unlocked only while key is turned. Inside always free.	581
	Inactive Trim, Surface mount or bolt through	For doors where only a pull is required. No operation.	12

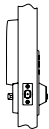
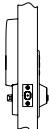
## LEVERS

	Function Name	Description	Code
	Passage/Hall/Closet	Both levers always free.	101
	Privacy/Bed/Bath	Both levers locked or unlocked by turn button inside. Outside lever unlocked by emergency key.	331
	Keyed Keyed Entry Lever	Both levers locked or unlocked by key outside or turn button inside.	535
	Inactive Trim, Surface mount or bolt through	For doors where only a pull is required. No operation.	12

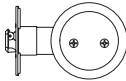
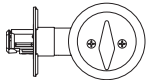
## DEADBOLTS

	Function Name	Description	Code
	Single Cylinder	Deadbolt operated by key outside and thumb turn inside.	9471/1471
	Double Cylinder	Deadbolt operated by key both sides.	9371
	Thumb Turn Only	Deadbolt operated by thumb turn one side. No trim on exterior.	9671

## ELECTRONIC DEADBOLTS


	Function Name	Description	Code
	Powerbolt	Deadbolt operated by key or electronic keypad outside and thumb turn inside	1460
	SmartCode™	Deadbolt operated by key or electronic keypad outside and thumb turn inside	1490/2100

## ROUND POCKET DOOR LOCK

	Function Name	Description	Code
	Passage	Pocket door lock always free.	1030
	Privacy	Pocket door lock operated by thumb turn.	1031

# WEISER®

## Introducing SAN CLEMENTE



Featuring  **SMARTKEY  
SECURITY™**



**The San Clemente handleset has a sleek, modern look.**  
With clean lines and a variety of finishes, you can easily upgrade the entry to your home.

Features New Advanced SmartKey Technology  
Low Profile Contemporary Design  
Handleset Deadbolt has ANSI/BHMA Grade 1 Certified Security  
Lifetime Mechanical and Finish Warranty

SECURITY & INNOVATION SINCE 1904™

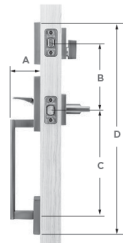


# SAN CLEMENTE <sup>TM</sup>

## Specifications:

<b>Door Prep</b>	Cross Bore 2 1/8". Edge Bore 1" Latch Face 1" x 2 1/4"
<b>Backset</b>	Adjustable to 2 3/8" or 2 3/4"
<b>Door Thickness</b>	1 3/4" Standard. Thick door service part available for up to 2 1/4"
<b>Faceplates</b>	1" x 2 1/4". Specify square, round, or drive in
<b>Strikes</b>	<ul style="list-style-type: none"> <li>▪ <b>Deadbolt:</b> 1 1/4" x 3 5/8". Specify square, round, or drive in</li> <li>▪ <b>Handle:</b> 2 1/4" full lip. Specify square, round, or drive in (Other options available)</li> </ul>
<b>Bolt</b>	<ul style="list-style-type: none"> <li>▪ <b>Deadbolt:</b> 1" throw</li> <li>▪ <b>Handle:</b> 1/2" throw</li> </ul>
<b>Cylinder</b>	SmartKey®
<b>Door Handing</b>	Reversible for right or left-hand doors
<b>ANSI/BHMA</b>	Deadbolt is Grade 1 Certified
<b>UL</b>	Optional 20 minute UL fire rating available except for 819 function
<b>ADA</b>	N/A
<b>Warranty</b>	Lifetime mechanical and lifetime finish

## Dimensions:



Dimensions	A	B	C	D
San Clemente	2 5/8"	5 1/2"	8 13/32" through 9 11/16"	17 29/32"

## Finishes:



11P  
Venetian  
Bronze

15  
Satin  
Nickel

26  
Polished  
Chrome


26D  
Satin  
Chrome

514  
Iron  
Black

# WEISER®


## NEW Adjustable Throughbolt


Vertical and horizontal slide designed for a guaranteed fit





## Functions:

**NEW**  **Handleset (Single-Cylinder):** Exterior only, Latch bolt operated by thumb piece outside. Deadbolt operated by key outside.  
- **GA8771 SCE SMT**

**NEW**  **Handleset (Dummy):** Exterior only, Handle acts as pull only. For inactive leaf or double doors. No Operation.  
- **GA61 SCE**

 **Handle with Lever:** Latch bolt operated by thumb piece outside and lever inside. No Deadbolt.  
- **GA7771 SCE SMT**  
[Available with Halifax (HFL) lever]

**NEW**  **Interior Pack (Single-Cylinder):** Interior only, Latch bolt operated by lever inside. Deadbolt operated by thumb turn inside.  
- **GLA8675**  
(Indicate interior lever style)

 **Interior Pack (Dummy):** Interior only, Lever acts as a pull only. For inactive leaf or double doors. No operation.  
- **GLA86**  
(Indicate interior lever style)

No Double-Cylinder Function Available

19701 DaVinci • Lake Forest, CA 92610 • www.weiserlock.com • 1-800-677-LOCK

Weiser is a trademark of Spectrum Brands, Inc. © 2016 Spectrum Brands, Inc., Lake Forest, CA 92610 • 188542-WL

# WEISER®

## Introducing CAMINO



Featuring  **SMARTKEY  
SECURITY™**



**The Camino handleset makes a bold statement with its faceted, geometric shape.** With this refined style, you can elevate the look of your front door.

Features New Advanced SmartKey Technology  
Low Profile Contemporary Design  
Handleset Deadbolt has ANSI/BHMA Grade 1 Certified Security  
Lifetime Mechanical and Finish Warranty

SECURITY & INNOVATION SINCE 1904™


# CAMINO™

## Specifications:

<b>Door Prep</b>	Cross Bore 2 1/8" Edge Bore 1" Latch Face 1" x 2 1/4"
<b>Backset</b>	Adjustable to 2 3/8" or 2 3/4"
<b>Door Thickness</b>	1 3/4" Standard. Thick door service part available for up to 2 1/4"
<b>Faceplates</b>	1" x 2 1/4". Specify square, round, or drive in
<b>Strikes</b>	<ul style="list-style-type: none"> <li>▪ <b>Deadbolt:</b> 1 1/4" x 3 5/8". Specify square, round, or drive in</li> <li>▪ <b>Handle:</b> 2 1/4" full lip. Specify square, round, or drive in (Other options available)</li> </ul>
<b>Bolt</b>	<ul style="list-style-type: none"> <li>▪ <b>Deadbolt:</b> 1" throw</li> <li>▪ <b>Handle:</b> 1/2" throw</li> </ul>
<b>Cylinder</b>	SmartKey®
<b>Door Handing</b>	Reversible for right or left-hand doors
<b>ANSI/BHMA</b>	Deadbolt is Grade 1 Certified
<b>UL</b>	Optional 20 minute UL fire rating available except for 819 function
<b>ADA</b>	N/A
<b>Warranty</b>	Lifetime mechanical and lifetime finish

## NEW Adjustable Throughbolt

Vertical and horizontal slide designed for a guaranteed fit



## Functions:

**NEW** **Handleset (Single-Cylinder):** Exterior only, Latch bolt operated by thumb piece outside. Deadbolt operated by key outside.  
- GA8771 CMH SMT

**NEW** **Handleset (Dummy):** Exterior only, Handle acts as pull only. For inactive leaf or double doors. No Operation.  
- GA61 CMH

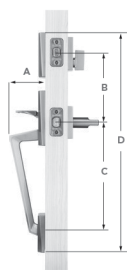
**Handle with Lever:** Latch bolt operated by thumb piece outside and lever inside. No Deadbolt.  
- GA7771 CMH X HFL  
[Available with Halifax (HFL) lever]

**NEW** **Interior Pack (Single-Cylinder):** Interior only, Latch bolt operated by lever inside. Deadbolt operated by thumb turn inside.  
- GA8675  
(Indicate interior lever style)

**Interior Pack (Dummy):** Interior only, Lever acts as a pull only. For inactive leaf or double doors. No operation.  
- GA86  
(Indicate interior lever style)

No Double-Cylinder Function Available

## Dimensions:



Dimensions	A	B	C	D
Camino	2 15/16"	5 1/2"	8 13/32" through 9 11/16"	17 5/8"

## Finishes:



11P Venetian Bronze    15 Satin Nickel    26 Polished Chrome    26D Satin Chrome    514 Iron Black

# WEISER®

19701 DaVinci • Lake Forest, CA 92610 • www.weiserlock.com • 1-800-677-LOCK

Weiser is a trademark of Spectrum Brands, Inc. © 2016 Spectrum Brands, Inc., Lake Forest, CA 92610 • 188547-WL



# WEISER®

Introducing UPTOWN™  
DOWNTOWN™

Featuring  SMARTKEY  
SECURITY™



50% Less Protrusion than Standard Deadbolts

Highest Residential Security Rating: Grade 1

New Advanced SmartKey Technology

Perfectly match Kwikset's contemporary product portfolio

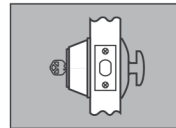
SECURITY & INNOVATION SINCE 1904™

# UPTOWN™ & DOWNTOWN™

## Specifications:

<b>Door Prep</b>	Cross Bore 2 1/8". Edge Bore 1".
<b>Backset</b>	Adjustable to 2 3/8" or 2 3/4" standard.
<b>Door Thickness</b>	1 3/8" - 1 3/4" standard. Thick door service part available for up to 2 1/4".
<b>Cylinder</b>	SmartKey®
<b>Faceplates</b>	1" x 2 1/4". Specify round corner, square corner or drive-in.
<b>Strikes</b>	1" x 2 1/4" square or round corner.
<b>Bolt</b>	1" throw.
<b>Door Handing</b>	Reversible for right or left-handed doors.
<b>ANSI/BHMA</b>	Grade 1
<b>UL</b>	20 Minute Fire Rating available upon request.
<b>Warranty</b>	Lifetime Mechanical and Lifetime Finish

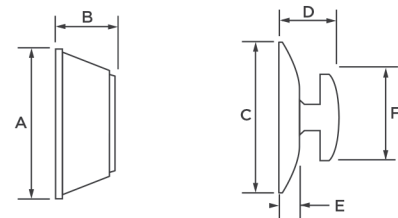
## Functions:



### GD1471 SQT/ GD1471 RDT

Deadbolt operated by key outside and thumb turn inside.

## Dimensions:




Design	A	B	C	D	E	F
258 SQT	2 5/8"	1/2"	2 5/8"	1 3/8"	7/16"	1 8/13"
258 RDT	2 5/8"	1/2"	2 5/8"	1 7/16"	7/16"	1 11/17"


## Finishes:



Iron Black (514)




Venetian Bronze (11P)



Satin Nickel (15)



Polished Chrome (26)



Satin Chrome (26D)



Uptown™ in Venetian Bronze



Downtown™ in Venetian Bronze

# WEISER®

19701 DaVinci • Lake Forest, CA 92610 • [www.weiserlock.com](http://www.weiserlock.com) • 1-800-677-LOCK

Weiser is a trademark of Spectrum Brands, Inc. © 2016 Spectrum Brands, Inc., Lake Forest, CA 92610 • 56327-WL

# WEISER®

## Introducing AMADOR

Featuring



**Amador has a refined, structural look with its simplistic modern design.** Priced affordably, this handleset offers achievable style while maintaining superior security.

- Features SmartKey® Re-Key Technology with BumpGuard™ Protection
- ANSI/BHMA Grade 3 Certified Security & Quality
- Lifetime Mechanical Warranty

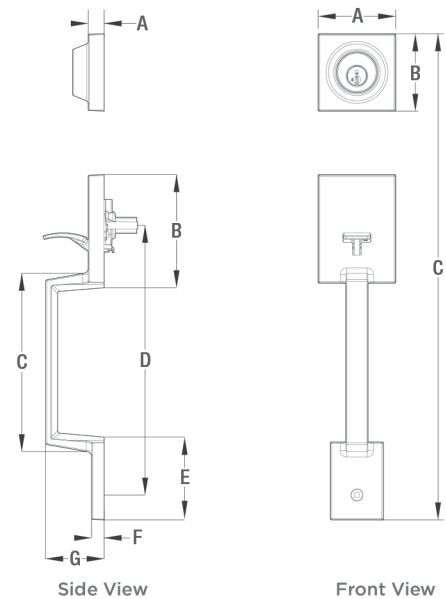


# WEISER®

## Specifications


<b>Door Prep</b>	<ul style="list-style-type: none"> <li>▪ <b>Deadbolt:</b> 2 1/8" or 1 1/2" Edge Bore 1". Latch Face 1" x 2 1/4".</li> <li>▪ <b>Handle:</b> Cross Bore 2 1/8". Edge Bore 1".</li> </ul>
<b>Backset</b>	<ul style="list-style-type: none"> <li>▪ <b>Deadbolt:</b> Adjustable to 2 3/8" or 2 3/4".</li> <li>▪ <b>Handle:</b> Adjustable to 2 3/8" or 2 3/4".</li> </ul>
<b>Door Thickness</b>	<ul style="list-style-type: none"> <li>▪ 1 3/4" doors standard.</li> <li>▪ 2 1/4" doors optional with service part.</li> <li>▪ Not designed for use on 1 3/8" doors.</li> </ul>
<b>Cylinder</b>	SmartKey
<b>Faceplates</b>	1" x 2 1/4". Specify round corner, square corner or drive-in.
<b>Strikes</b>	<ul style="list-style-type: none"> <li>▪ <b>Deadbolt:</b> 1 1/8" x 2 3/4". Specify round corner or square corner. Other options available.</li> <li>▪ <b>Handle:</b> 2 1/4" full lip. Specify round corner or square corner. Other options available.</li> </ul>
<b>Bolt</b>	<ul style="list-style-type: none"> <li>▪ <b>Deadbolt:</b> 1" throw.</li> <li>▪ <b>Handle:</b> 1/2" throw.</li> </ul>
<b>Door Handing</b>	Reversible for right or left-hand doors.
<b>ANSI/BHMA</b>	Deadbolt is Grade 3 Certified.
<b>ADA</b>	N/A
<b>UL</b>	Optional 20 min UL fire rating.

## Dimensions



Dimensions	A	B	C	D	E	F	G
Side View	9/16"	4 1/16"	6 13/32"	9 11/16"	2 31/32"	7/16"	2 3/32"
Front View	2 25/32" 2 25/32" 17 15/32"						

## Finishes




**11P**  
Venetian  
Bronze



**15**  
Satin  
Nickel



**26**  
Polished  
Chrome



**26D**  
Satin  
Chrome



**Weiser's SmartKey™ Technology** provides homeowners with the superior security that is resistant to a variety of common break-in methods.

This technology also allows homeowners to re-key their locks themselves in seconds, rendering lost or un-returned keys useless.

# WEISER®

## Introducing TRISTAN™



Features SmartKey® Security with BumpGuard Protection

ANSI/BHMA Grade 3 Certified Security & Quality

Lifetime Mechanical Warranty

SECURITY & INNOVATION SINCE 1904™



# TRISTAN™


## Specifications:

<b>Door Prep</b>	Cross Bore 2 1/8". Edge Bore 1".
<b>Backset</b>	Adjustable to 2 3/8" or 2 3/4"
<b>Door Thickness</b>	1 3/8" - 1 3/4" standard, 2 1/4" doors optional on 200 and 405 functions only
<b>Cylinder</b>	SmartKey® Only
<b>Faceplates</b>	1" x 2 1/4". Specify round corner, square corner or drive-in.
<b>Strikes</b>	2 1/4" full lip standard. Specify round corner, square corner. Other options available.
<b>Bolt</b>	1/2" throw.
<b>Door Handing</b>	Reversible for right or left-handed doors. Specify handing only on dummy and handleset interiors.
<b>ANSI/BHMA</b>	A156.2 Grade 3 (all functions except 12/Dummy).
<b>UL Grading</b>	20 min fire rating available

## Finishes:




Venetian Bronze (11P)



Satin Nickel (15)


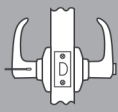
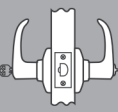



Polished Chrome (26)

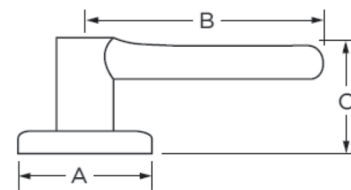


Satin Chrome (26D)

## Functions:

	<b>101 Passage/Hall/Closet:</b> Both levers always free.
	<b>331 Privacy/Bed/Bath:</b> Both levers locked or unlocked by turnbutton inside. Outside lever unlocked by emergency key.
	<b>535 Keyed Entry:</b> Both levers locked or unlocked by key outside or turnbutton inside.
	<b>12 Inactive Trim, Surface Mounted:</b> For doors where only a pull is required. Must specify right or left hand.

## Dimensions:



Design	A	B	C	C
Tristan™	2 5/8"	4 7/16"	1 7/8"	2 7/16" (keyed)

# WEISER®

19701 DaVinci • Lake Forest, CA 92610 • [www.weiserlock.com](http://www.weiserlock.com) • 1-800-677-LOCK

Weiser is a trademark of Spectrum Brands, Inc. © 2016 Spectrum Brands, Inc., Lake Forest, CA 92610 • 188275-WL

# WEISER®

## Introducing LADERA™

Featuring  SMARTKEY  
SECURITY™



Features SmartKey® Re-Key Technology  
with BumpGuard™ Protection  
ANSI/BHMA Grade 3 Certified Security & Quality  
Lifetime Mechanical Warranty


SECURITY & INNOVATION SINCE 1904™

# LADERA™


## Specifications:

<b>Door Prep</b>	Cross Bore 2 1/8". Edge Bore 1".
<b>Backset</b>	Adjustable to 2 3/8" or 2 3/4"
<b>Door Thickness</b>	1 3/8" - 1 3/4" standard, 2 1/4" doors optional on 200 and 405 functions only
<b>Cylinder</b>	SmartKey® or traditional 5-Pin Pin & Tumbler
<b>Faceplates</b>	1" x 2 1/4". Specify round corner, square corner or drive-in.
<b>Strikes</b>	2 1/4" full lip standard. Specify round corner, square corner. Other options available.
<b>Bolt</b>	1/2" throw.
<b>Door Handing</b>	Reversible for right or left-handed doors. Specify handing only on dummy and handleset interiors.
<b>ANSI/BHMA</b>	A156.2 Grade 3 (all functions except 12).

## Finishes:




Venetian Bronze (11P)



Satin Nickel (15)

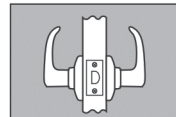


Polished Chrome (26)

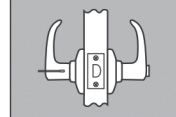


Satin Chrome (26D)

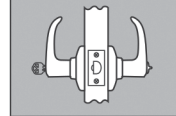
## Functions:



**101 Passage/Hall/Closet:**  
Both levers always free.



**331 Privacy/Bed/Bath:** Both levers locked or unlocked by push button inside. Outside lever unlocked by emergency key.

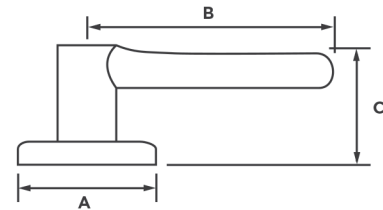


**535 Keyed Entry:** Both levers locked or unlocked by key outside or push button inside.



**12 Half Dummy Trim, Surface Mounted:**  
For doors where only a pull is required. Must specify right or left hand.

## Dimensions:



Design	A	B	C	C
Ladera™	2 5/8"	4 3/16"	1 7/8"	2 7/16" (keyed)

# WEISER®

19701 DaVinci • Lake Forest, CA 92610 • [www.weiserlock.com](http://www.weiserlock.com) • 1-800-677-LOCK

Weiser is a trademark of Spectrum Brands, Inc. © 2016 Spectrum Brands, Inc., Lake Forest, CA 92610 • 44143-WL

# WEISER<sup>®</sup>


## HOME SMART HOME<sup>™</sup>

ELEGANT STYLES  
AND FINISHES

SUPERIOR SECURITY FEATURES  
SmartKey Security<sup>™</sup>  
to Protect Against Lock Bumping\*

WARRANTY  
Lifetime Mechanical  
Lifetime Finish

\*Lock Bumping - an attack technique using specially cut keys that can defeat conventional pin & tumbler locks.



# HANDLESETS

# WEISER

BOX PACK

**CAMINO**



**SAN CLEMENTE**



**ASHFIELD™**



CAMINO (CMH)	MODEL	FUNCTION	FINISH								CASE	
			3	3BR	5	11P	15	15A	26	26D	514	QTY
	GA8771	Single Cylinder				\$264.00	\$264.00		\$264.00	\$264.00	\$274.00	4
	GA61	Inactive				\$237.00	\$237.00		\$237.00	\$237.00	\$247.00	4

SAN CLEMENTE (SCE)	MODEL	FUNCTION	FINISH								CASE	
			3	3BR	5	11P	15	15A	26	26D	514	QTY
	GA8771	Single Cylinder				\$264.00	\$264.00		\$264.00	\$264.00	\$274.00	4
	GA61	Inactive				\$237.00	\$237.00		\$237.00	\$237.00	\$247.00	4
	GA7771	Handle with Halifax Lever				\$264.00	\$264.00		\$264.00	\$264.00	\$274.00	4

ASHFIELD™ (ADH)	MODEL	FUNCTION	FINISH								CASE	
			3	3BR	5	11P	15	15A	26	26D	514	QTY
	GA9771	Single Cylinder				\$254.00	\$254.00				\$264.00	4
	GA9671	Double Cylinder				\$259.00	\$259.00				\$269.00	4
	GA71	Inactive				\$227.00	\$227.00				\$237.00	4

**NOTE: All handlesets are ordered LESS INTERIOR PACK (LIP).**



**AVALON™**



**TAVARIS®**



**COLONNADE™**



AVALON™ (AVH)	MODEL	FUNCTION	FINISH								CASE		
			3	3BR	5	11P	15	15A	26	26D	514	QTY	
GA9771	Single Cylinder					\$254.00	\$254.00						4
GA9671	Double Cylinder					\$259.00	\$259.00						4
GA71	Inactive					\$227.00	\$227.00						4

TAVARIS™ (TVH)	MODEL	FUNCTION	FINISH								CASE		
			3	3BR	5	11P	15	15A	26	26D	514	QTY	
GA9771	Single Cylinder					\$239.00	\$239.00		\$239.00	\$239.00			4
GA9671	Double Cylinder					\$244.00	\$244.00		\$244.00	\$244.00			4
GA71	Inactive					\$212.00	\$212.00		\$212.00	\$212.00			4

COLONNADE™ (C2)	MODEL	FUNCTION	FINISH								CASE		
			3	3BR	5	11P	15	15A	26	26D	514	QTY	
GA9771	Single Cylinder								\$239.00	\$239.00			6
GA9671	Double Cylinder								\$244.00	\$244.00			6
GA71	Inactive								\$212.00	\$212.00			6

# HANDLESETS

# WEISER

BOX PACK

**SHELBURNE™**



**HAWTHORNE™**



**AUGUSTA®**



SHELBURNE™ (SE)	MODEL	FUNCTION	FINISH								CASE		
			3	3BR	5	11P	15	15A	26	26D	514	QTY	
	GA9771	Single Cylinder		\$239.00			\$239.00						6
	GA9671	Double Cylinder		\$244.00			\$244.00						6
	GA71	Inactive		\$212.00			\$212.00						6

HAWTHORNE™ (HE)	MODEL	FUNCTION	FINISH								CASE		
			3	3BR	5	11P	15	15A	26	26D	514	QTY	
	GA9771	Single Cylinder			\$239.00	\$239.00	\$239.00	\$239.00		\$239.00			6
	GA9671	Double Cylinder			\$244.00	\$244.00	\$244.00	\$244.00		\$244.00			6
	GA71	Inactive			\$212.00	\$212.00	\$212.00	\$212.00		\$212.00			6

AUGUSTA® (A)	MODEL	FUNCTION	FINISH								CASE		
			3	3BR	5	11P	15	15A	26	26D	514	QTY	
	GA9771	Single Cylinder		\$198.00	\$198.00	\$198.00	\$198.00	\$198.00		\$198.00	\$208.00		6
	GA9671	Double Cylinder		\$203.00	\$203.00	\$203.00	\$203.00	\$203.00		\$203.00	\$213.00		6
	GA71	Inactive		\$171.00	\$171.00	\$171.00	\$171.00	\$171.00		\$171.00	\$181.00		6

**NOTE: All handlesets are ordered LESS INTERIOR PACK (LIP).**

INTERIOR PACKS OPTIONS	MODEL	FUNCTION	WEISER LEVERS & LAUREL	WEISER KNOBS	ELEMENTS LEVERS	ELEMENTS KNOBS
	GA/GLA 9675	Single Cylinder	\$65.00	\$54.00	\$59.00	\$47.00
	GA/GLA 9575	Double Cylinder	\$87.00	\$76.00	\$76.00	\$64.00
	GA/GLA 96	Inactive	\$54.00	\$43.00	\$49.00	\$37.00

### WEISER HANDLESET INTERIOR PACK OPTIONS

Family	3	3BR	5	11P	15	15A	26	26D	514	QTY
Ashfield				•	•				•	4
Avalon				•	•					4
Commonwealth	•		•						•	4
Hancock	•			•	•			•	•	4
Aspen				•	•	•		•	•	4
Galiano	•			•	•		•	•		4
Huntington	•		•		•			•		4
Laurel				•	•			•		4
Phoenix	•		•	•	•	•				4
Toluca	•		•	•	•	•	•	•		4
Troy	•		•	•	•	•		•	•	4

### MODERN INTERIOR PACK (VEDANI)

Model	Function	3	3BR	5	11P	15	15A	26	26D	514	QTY
GCL3675	Single Cylinder				•	•		•	•		12
GCL3575	Double Cylinder				•	•		•	•		12
GCL36	Inactive				•	•		•	•		12

### CONTEMPORARY INTERIOR PACKS (HALIFAX, MILAN, MONTREAL, LISBON AND SYDNEY)

Model	Function	3	3BR	5	11P	15	15A	26	26D	514	QTY
SIP9675	Single Cylinder				•	•		•	•	•	12
SIP9575	Double Cylinder				•	•		•	•	•	12
SIP96	Inactive				•	•		•	•	•	12

### SAN CLEMENTE AND CAMINO INTERIOR PACKS OPTIONS

MODEL	FUNCTION	WEISER			
GLA8675	Single Cylinder	\$65.00			
GLA86	Inactive	\$54.00			

### SAN CLEMENTE AND CAMINO INTERIOR PACKS OPTIONS


	3	3BR	5	11P	15	15A	26	26D	514	QTY
Halifax				•	•		•	•	•	4
Lisbon				•	•		•	•	•	4
Milan				•	•		•	•	•	4
Montreal				•	•		•	•	•	4
Sydney				•	•		•	•	•	4
Vedani				•	•		•	•	•	4





# LEVERS


# WEISER


BOX PACK


	MODEL	FUNCTION	FINISH								CASE		
			3	3BR	5	11P	15	15A	26	26D		514	QTY
				GCL101	Hall/Closet				\$62.00	\$62.00			
	GCL331	Bed/Bath				\$65.00	\$65.00				\$68.00	12	
	GCL535	Entry				\$106.00	\$106.00				\$109.00	12	
	GCL12	Half Dummy				\$31.00	\$31.00				\$32.50	20	


	MODEL	FUNCTION	FINISH								CASE		
			3	3BR	5	11P	15	15A	26	26D		514	QTY
				GCL101	Hall/Closet				\$62.00	\$62.00			
	GCL331	Bed/Bath				\$65.00	\$65.00					12	
	GCL535	Entry				\$106.00	\$106.00					12	
	GCL12	Half Dummy				\$31.00	\$31.00					20	

	MODEL	FUNCTION	FINISH								CASE		
			3	3BR	5	11P	15	15A	26	26D		514	QTY
				GLA101	Hall/Closet				\$60.00	\$60.00		\$60.00	
	GLA331	Bed/Bath				\$63.00	\$63.00	\$63.00		\$63.00	\$66.00	20	
	GLA535	Entry				\$107.00	\$107.00	\$107.00		\$107.00	\$110.00	20	
	GL12	Half Dummy				\$30.00	\$30.00	\$30.00		\$30.00	\$33.00	20	

	MODEL	FUNCTION	FINISH								CASE		
			3	3BR	5	11P	15	15A	26	26D		514	QTY
				GLA101	Hall/Closet	\$49.00			\$60.00	\$60.00			\$60.00
	GLA331	Bed/Bath	\$51.50			\$63.00	\$63.00		\$63.00	\$63.00		20	
	GLA535	Entry		\$99.50		\$107.00	\$107.00		\$107.00	\$107.00		20	
	GL12	Half Dummy	\$21.50			\$30.00	\$30.00		\$30.00	\$30.00		20	

	MODEL	FUNCTION	FINISH								CASE		
			3	3BR	5	11P	15	15A	26	26D		514	QTY
				GCL101	Hall/Closet	\$50.00		\$55.00	\$55.00	\$55.00			
	GCL331	Bed/Bath	\$53.00		\$58.00	\$58.00	\$58.00				\$61.00	12	
	GCL535	Entry		\$99.00	\$99.00	\$99.00	\$99.00				\$102.00	12	
	GCL12	Half Dummy	\$25.00		\$27.50	\$27.50	\$27.50				\$29.00	20	


	MODEL	FUNCTION	FINISH								CASE		
			3	3BR	5	11P	15	15A	26	26D		514	QTY
				GCL101	Hall/Closet				\$55.00	\$55.00			\$55.00
	GCL331	Bed/Bath				\$58.00	\$58.00		\$58.00	\$58.00		12	
	GCL535	Entry				\$99.00	\$99.00		\$99.00	\$99.00		12	
	GCL12	Half Dummy				\$27.50	\$27.50		\$27.50	\$27.50		20	

	MODEL	FUNCTION	FINISH								CASE		
			3	3BR	5	11P	15	15A	26	26D		514	QTY
				SPSL 101	Hall/Closet				\$55.00	\$55.00			\$55.00
	SPVL 331	Bed/Bath				\$58.00	\$58.00		\$58.00	\$58.00	\$61.00	12	
	SENL 535	Entry				\$99.00	\$99.00		\$99.00	\$99.00	\$102.00	12	
	SHD12	Half Dummy				\$27.50	\$27.50		\$27.50	\$27.50	\$29.00	20	

\*This style comes in RDT or SQT


\*This style comes in RDT or SQT

**LISBON (LSL)\***

MODEL	FUNCTION	FINISH										CASE
		3	3BR	5	11P	15	15A	26	26D	514	QTY	
 SPSL 101	Hall/Closet				\$55.00	\$55.00		\$55.00	\$55.00	\$58.00	12	
SPVL 331	Bed/Bath				\$58.00	\$58.00		\$58.00	\$58.00	\$61.00	12	
SENL 535	Entry				\$99.00	\$99.00		\$99.00	\$99.00	\$102.00	12	
SHD12	Half Dummy				\$27.50	\$27.50		\$27.50	\$27.50	\$29.00	20	


\*This style comes in RDT or SQT

**MILAN (MIL)\***

MODEL	FUNCTION	FINISH										CASE
		3	3BR	5	11P	15	15A	26	26D	514	QTY	
 SPSL 101	Hall/Closet				\$55.00	\$55.00		\$55.00	\$55.00	\$58.00	12	
SPVL 331	Bed/Bath				\$58.00	\$58.00		\$58.00	\$58.00	\$61.00	12	
SENL 535	Entry				\$99.00	\$99.00		\$99.00	\$99.00	\$102.00	12	
SHD12	Half Dummy				\$27.50	\$27.50		\$27.50	\$27.50	\$29.00	20	


\*This style comes in RDT or SQT

**MONTREAL (MRL)\***

MODEL	FUNCTION	FINISH										CASE
		3	3BR	5	11P	15	15A	26	26D	514	QTY	
 SPSL 101	Hall/Closet				\$55.00	\$55.00		\$55.00	\$55.00	\$58.00	12	
SPVL 331	Bed/Bath				\$58.00	\$58.00		\$58.00	\$58.00	\$61.00	12	
SENL 535	Entry				\$99.00	\$99.00		\$99.00	\$99.00	\$102.00	12	
SHD12	Half Dummy				\$27.50	\$27.50		\$27.50	\$27.50	\$29.00	20	


\*This style comes in RDT or SQT

**SYDNEY (SYL)\***


MODEL	FUNCTION	FINISH										CASE
		3	3BR	5	11P	15	15A	26	26D	514	QTY	
 SPSL 101	Hall/Closet				\$55.00	\$55.00		\$55.00	\$55.00	\$58.00	12	
SPVL 331	Bed/Bath				\$58.00	\$58.00		\$58.00	\$58.00	\$61.00	12	
SENL 535	Entry				\$99.00	\$99.00		\$99.00	\$99.00	\$102.00	12	
SHD12	Half Dummy				\$27.50	\$27.50		\$27.50	\$27.50	\$29.00	20	


\*This style comes in RDT or SQT


**TOLUCA™ (TC)**


MODEL	FUNCTION	FINISH										CASE
		3	3BR	5	11P	15	15A	26	26D	514	QTY	
 GLA101	Hall/Closet	\$41.00		\$46.00	\$46.00	\$46.00	\$46.00	\$46.00	\$46.00	\$49.00	20	
GLA331	Bed/Bath	\$44.00		\$49.00	\$49.00	\$49.00	\$49.00	\$49.00	\$49.00	\$52.00	20	
GLA535	Entry		\$68.00	\$70.00	\$70.00	\$70.00	\$70.00	\$70.00	\$70.00	\$73.00	20	
GLA12	Inactive	\$20.50		\$23.00	\$23.00	\$23.00	\$23.00	\$23.00	\$23.00	\$24.50	20	


**DANE® (D)**


MODEL	FUNCTION	FINISH										CASE
		3	3BR	5	11P	15	15A	26	26D	514	QTY	
 GLA101	Hall/Closet									\$47.00	20	
GLA331	Bed/Bath									\$50.00	20	
GLA535	Entry									\$74.00	20	
GLA12	Inactive									\$23.50	20	


LAUREL™ (L)	MODEL	FUNCTION	FINISH								CASE	
			3	3BR	5	11P	15	15A	26	26D		514
	GA101	Hall/Closet				\$51.00	\$51.00		\$51.00	\$51.00		12
	GA331	Bed/Bath				\$54.00	\$54.00		\$54.00	\$54.00		12
	GA531	Entry				\$76.00	\$76.00		\$76.00	\$76.00		12
	GA12	Half Dummy				\$25.50	\$25.50		\$25.50	\$25.50		6


HANCOCK™ (H)	MODEL	FUNCTION	FINISH								CASE	
			3	3BR	5	11P	15	15A	26	26D		514
	GA101	Hall/Closet	\$27.00			\$32.00	\$32.00			\$32.00	\$35.00	12
	GA331	Bed/Bath	\$30.00			\$35.00	\$35.00			\$35.00	\$38.00	12
	GA531	Entry		\$57.00		\$57.00	\$57.00			\$57.00	\$60.00	12
	GA12	Half Dummy	\$13.50			\$16.00	\$16.00			\$16.00	\$17.50	6


HUNTINGTON™ (HT)	MODEL	FUNCTION	FINISH								CASE	
			3	3BR	5	11P	15	15A	26	26D		514
	GA101	Hall/Closet	\$27.00		\$32.00		\$32.00			\$32.00		12
	GA331	Bed/Bath	\$30.00		\$35.00		\$35.00			\$35.00		12
	GA531	Entry		\$57.00	\$57.00		\$57.00			\$57.00		12
	GA581	Vestibule	\$57.00		\$62.00		\$62.00			\$62.00		12
	GA12	Half Dummy	\$13.50		\$16.00		\$16.00			\$16.00		6


PHOENIX™ (P)	MODEL	FUNCTION	FINISH								CASE	
			3	3BR	5	11P	15	15A	26	26D		514
	GA101	Hall/Closet	\$27.00			\$32.00	\$32.00	\$32.00				12
	GA331	Bed/Bath	\$30.00			\$35.00	\$35.00	\$35.00				12
	GA531	Entry		\$57.00		\$57.00	\$57.00	\$57.00				12
	GA581	Vestibule	\$62.00			\$62.00	\$62.00	\$62.00				12
	GA12	Half Dummy	\$13.50			\$16.00	\$16.00	\$16.00				6


TROY™ (T)	MODEL	FUNCTION	FINISH								CASE	
			3	3BR	5	11P	15	15A	26	26D		514
	GA101	Hall/Closet	\$25.00		\$30.00	\$30.00	\$30.00	\$30.00		\$30.00	\$33.00	12
	GA331	Bed/Bath	\$28.00		\$33.00	\$33.00	\$33.00	\$33.00		\$33.00	\$36.00	12
	GA531	Entry		\$55.00	\$55.00	\$55.00	\$55.00	\$55.00		\$55.00	\$58.00	12
	GA581	Vestibule	\$55.00		\$60.00	\$60.00	\$60.00	\$60.00		\$60.00	\$63.00	12
	GA12	Half Dummy	\$13.50		\$15.00	\$15.00	\$15.00	\$15.00		\$15.00	\$16.50	6


KEY CONTROL/9571	MODEL	FUNCTION	FINISH								CASE	
			3	3BR	5	11P	15	15A	26	26D		514
	GCD9571	Key Control Deadbolt	\$63.00			\$71.00	\$71.00			\$71.00		12


DOWNTOWN	MODEL	FUNCTION	FINISH								CASE	
			3	3BR	5	11P	15	15A	26	26D		514
	GD1471 SQT	Single Cylinder				\$68.00	\$68.00		\$68.00	\$68.00	\$71.00	12

UPTOWN	MODEL	FUNCTION	FINISH								CASE	
			3	3BR	5	11P	15	15A	26	26D		514
	GD1471 RDT	Single Cylinder				\$68.00	\$68.00		\$68.00	\$68.00	\$71.00	12

GCD 9471/9371	MODEL	FUNCTION	FINISH								CASE	
			3	3BR	5	11P	15	15A	26	26D		514
	GCD9471	Single Cylinder		\$68.00	\$68.00	\$68.00	\$68.00			\$68.00	\$71.00	12
	GCD9371	Double Cylinder		\$93.00	\$93.00	\$93.00	\$93.00			\$93.00	\$96.00	12

HALIFAX (SQT)	MODEL	FUNCTION	FINISH								CASE	
			3	3BR	5	11P	15	15A	26	26D		514
	SSD9471 SQT	Single Cylinder				\$58.00	\$58.00		\$58.00	\$58.00	\$61.00	12
	SDD9371 SQT	Double Cylinder				\$83.00	\$83.00		\$83.00	\$83.00	\$86.00	12

MILAN (RDT)	MODEL	FUNCTION	FINISH								CASE	
			3	3BR	5	11P	15	15A	26	26D		514
	SSD9471 RDT	Single Cylinder				\$58.00	\$58.00		\$58.00	\$58.00	\$61.00	12
	SDD9371 RDT	Double Cylinder				\$83.00	\$83.00		\$83.00	\$83.00	\$86.00	12

WELCOME HOME	MODEL	FUNCTION	FINISH								CASE	
			3	3BR	5	11P	15	15A	26	26D		514
	GD9471	Single Cylinder		\$58.00	\$58.00	\$58.00	\$58.00	\$58.00	\$58.00	\$58.00	\$61.00	12
	GD9371	Double Cylinder		\$83.00	\$83.00	\$83.00	\$83.00	\$83.00	\$83.00	\$83.00	\$86.00	12

# UPCHARGE INFORMATION

**WEISER**  
BOX PACK

UL UPCHARGE	MODEL/FUNCTION	DESCRIPTION	
ADD \$6.00	101UL Hall/Closet	3 Hour Fixed Faceplate	Must Specify Backset*
ADD \$6.00	331UL Bed/Bath	3 Hour Fixed Faceplate	Must Specify Backset*
ADD \$6.00	531/535UL Keyed Entry	3 Hour Fixed Faceplate	Must Specify Backset*
ADD \$6.00	9471/9371/ 9571/3471/3371 Deadbolt	3 Hour Fixed Faceplate	Adjustable Backset
ADD \$6.00	101FD Hall/Closet	20 Minute Fixed Faceplate	Adjustable Backset
ADD \$6.00	331FD Bed/Bath	20 Minute Fixed Faceplate	Adjustable Backset
ADD \$6.00	531/535 FD Keyed Entry	20 Minute Fixed Faceplate	Adjustable Backset
ADD \$6.00	9471/9371 FD Deadbolt	20 Minute Fixed Faceplate	Adjustable Backset
ADD \$6.00	4 7/8" (124 mm)	ASA Strike	

**NOTE: \*2 3/4" Standard, 2 3/8" Optional**

UPCHARGE	KEYING & STAMPING CHARGES
ADD \$2.55	Master Keying
ADD \$7.15	Grand Master Keying
	Keying Alike
ADD \$2.55	Builder (Construction) Keyed
ADD \$4.40	Builder Master Keying

## HANDLESETS

MODEL	FINISH								
	3	3BR	5	11P	15	15A	26	26D	514
Ashfield				•	•				•
Avalon				•	•				
Tavaris				•	•		•	•	
Augusta		•	•	•	•	•		•	•
Colonnade							•	•	
Hawthorne			•	•	•	•		•	
Shelburne		•			•				

## KNOBS

MODEL	FINISH								
	3	3BR	5	11P	15	15A	26	26D	514
Huntington	•	•	•		•			•	
Phoenix	•	•		•	•	•			
Troy	•	•	•	•	•	•		•	•
Hancock	•	•		•	•			•	•

## LEVERS

MODEL	FINISH								
	3	3BR	5	11P	15	15A	26	26D	514
Commonwealth		•	•	•	•			•	
Dane								•	
Galiano		•		•	•		•	•	
Toluca	•	•	•	•	•	•	•	•	•

## DEADBOLT

MODEL	FINISH								
	3	3BR	5	11P	15	15A	26	26D	514
GCD9471		•	•	•	•			•	•
GCD9371		•	•	•	•			•	•
GD1471 RDT				•	•		•	•	•
GD1471 SQT				•	•		•	•	•
GD9471		•	•	•	•	•	•	•	•
GD9371		•	•	•	•	•	•	•	•
SSD 9471 RDT/SQT				•	•		•	•	•
SDD 9371 RDT/SQT				•	•		•	•	•

## HANDLESETS

<b>Door Prep</b>	Deadbolt: Cross Bore 2-1/8" or 1-1/2" Edge Bore 1" Latch Face 1" x 2-1/4"
	Handle: Cross Bore 2-1/8". Edge Bore 1" Latch Face 1" x 2-1/4"
<b>Backset</b>	Deadbolt: Adjustable to 2-3/8" or 2-3/4" Handle: Adjustable to 2-3/8" or 2-3/4"
<b>Door Thickness</b>	1-3/4" doors standard. 2-1/4" doors optional. Not designed for use on 1-3/8" doors.
<b>Cylinder</b>	SmartKey or KW 5pin
<b>Faceplate</b>	1" x 2-1/4". Specify round corner or square corner or drive-in.

<b>Strikes</b>	Deadbolt: 1-1/8" x 2-3/4" Specify round corner or square corner Handle: 2-1/4" full lip Specify round corner or square corner Other options available
<b>Bolt</b>	Deadbolt: 1" steel Handle: 1/2" throw. Nickel plated.
<b>Door Handing</b>	Reversible for right or left-hand doors.
<b>ANSI/BHMA</b>	A156.5 Grade 1 (for deadbolt).
<b>ADA</b>	N/A
<b>UL</b>	N/A

## LEVERS

<b>Door Prep</b>	Cross Bore 2-1/8" Edge Bore 1" Latch Face 1" x 2-1/4"
<b>Backset</b>	Adjustable to 2-3/8" or 2-3/4" UL 2-3/4" standard 2-3/8" optional
<b>Door Thickness</b>	1-3/8" - 1-3/4" doors standard. 2-1/4" doors optional on GCL 331 and GCL 535
<b>Cylinder</b>	SmartKey or KW 5pin
<b>Faceplate</b>	1" x 2-1/4". Specify round corner, square corner or drive-in.

<b>Strikes</b>	2-1/4" full lip. Specify round corner or square corner. Other options available.
<b>Bolt</b>	1/2" throw nickel plated.
<b>Door Handing</b>	Specify handing only with Inactive levers
<b>ANSI/BHMA</b>	A156.2 Grade 2.
<b>ADA</b>	Functions GCL 101, GCL 12 satisfies section 4.13.9 ADA requirement.
<b>UL</b>	Meets 3 hour fire rating for all UL functions when fronted latches used. Meets 20 minute with drive-in latch.

## KNOBS

<b>Door Prep</b>	Cross Bore: 2-1/8" Edge Bore: 1" Latch Face: 1" x 2-1/4".
<b>Backset</b>	Adjustable to 2-3/8" or 2-3/4" UL 2-3/4" standard 2-3/8" optional
<b>Door Thickness</b>	1-3/8" - 1-3/4" doors standard. 2-1/4" doors optional. 2-1/4" doors optional on GCA 101 and GCA 531 models only.
<b>Cylinder</b>	SmartKey or KW 5pin.
<b>Faceplate</b>	1" x 2-1/4". Specify round corner, square corner or drive-in.

<b>Strikes</b>	2-1/4" full lip. Specify round corner or square corner. Other options available.
<b>Bolt</b>	1/2" throw nickel plated
<b>Door Handing</b>	Reversible for right- or left-hand doors.
<b>ANSI/BHMA</b>	A156.2 Grade 2.
<b>ADA</b>	N/A
<b>UL</b>	Meets 3 hour fire rating for all UL functions when fronted latches used. Meets 20 minute with drive-in latch.

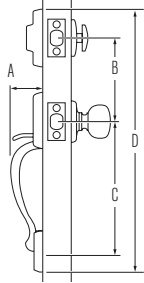
## DEADBOLTS

<b>Door Prep</b>	Crossbore 2-1/8" or 1-1/2" Edge Bore 1" Latch Face 1" x 2-1/4"
<b>Backset</b>	Adjustable to 2-3/8" or 2-3/4"
<b>Door Thickness</b>	SMT 1-3/8" - 1-3/4" KW P&T 1-3/4"
<b>Cylinder</b>	SmartKey or KW 5pin
<b>Faceplate</b>	1" x 2-1/4". Specify round corner, square corner or drive-in.

<b>Strikes</b>	Standard: Grade 1, 1-1/8" x 2-3/4" Specify round corner or square corner. Other options available.
<b>Bolt</b>	1" throw Steel.
<b>Door Handing</b>	Reversible for right or left-hand doors.
<b>ANSI/BHMA</b>	A156.5 Grade 1.
<b>ADA</b>	Interior turn pieces are in compliance with the American National Standards Institute (ANSI A117.1) and the Americans with Disabilities Act (ADA).
<b>UL</b>	Meets 3 hour fire rating for all UL functions when fronted latches used. Meets 20 minute with drive-in latch.

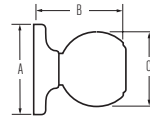


## HANDLESETS



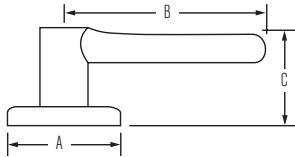
Design	A	B	C	D
Ashfield™	2-21/32"	5-1/2"	8-13/32"	17-3/4"
Augusta	2-13/64"	5-1/2"	9-11/16"	17-45/64"
Avalon™	2-21/32"	5-1/2"	8-13/32"	18-5/32"
Camino	2-15/16"	5-1/2"	8-13/32"- 9-11/6"	17-5/8"
Colonnade	2-25/32"	5-1/2"	8-13/32"	16-43/64"
Hawthorne™	2-7/8"	5-1/2"	8-13/32"	17-9/16"
San Clemente	2-5/8"	5-1/2"	8-13/32"- 9-11/6"	17-29/32"
Shelburne™	2-7/8"	5-1/2"	8-13/32"	18-1/4"
Tavaris	2-17/32"	5-1/2"	8-13/32"	18"

## KNOBS



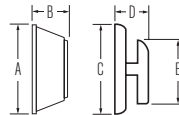
Design	A	B	C
Hancock	2-5/8"	2-1/2"	2-3/8"
Huntington	2-5/8"	2-15/16"	2-1/8"
Laurel	2-5/8"	2-13/32"	2-7/16"
Phoenix	2-5/8"	2-7/16"	2-3/16"
Troy	2-5/8"	2-5/16"	2-1/16"

## LEVERS



Design	A	B	C	C (Keyed)
Ashfield™	2-5/8"	4-3/16"	2-9/16"	2-7/8"
Aspen	2-5/8"	4"	2-19/32"	
Avalon™	2-5/8"	4-1/4"	2-1/2"	2-7/8"
Commonwealth®	2-5/8"	3-5/8"	1-15/16"	2-11/16"
Dane	2-14/25"	3-21/25"	1-24/25"	
Galiano	2-5/8"	4"	2-15/32"	
Halifax	2-5/8"	4-15/32"	2-19/32"	
Lisbon	2-5/8"	4-15/32"	2-19/32"	
Milan	2-5/8"	4-15/32"	2-19/32"	
Montreal	2-5/8"	4-1/4"	2-5/8"	
Sydney	2-5/8"	4-1/4"	2-3/8"	
Toluca	2-5/8"	4/7/32"	2-3/32"	

## DEADBOLT



Design	A	B	C	D	E
9471	2-9/16"	1-1/16"	2-9/16"	1-1/32"	1-25/32"
9371	2-9/16"	1-1/16"	2-9/16"	1-1/16"	
SSD 9471 RDT	2-17/32"	15/16"	2-17/32"	1-13/32"	1-11/16"
SSD 9471 SQT	2-19/32"	15/16"	2-17/32"	1-13/32"	1-11/16"
SDD 9371 RDT	2-17/32"	15/16"	2-17/32"	15/16"	
SDD 9371 SQT	2-19/32"	15/16"	2-19/32"	15/16"	



# ELECTRONICS

## TRUSTED SECURITY

- Easy Installation
- One Touch Locking Motorized Deadbolt

## MOST RECOGNIZED STYLE

- Traditional & Timeless Designs
- Complements Any Weiser Handleset, Knob or Lever

## WARRANTY

- Lifetime Mechanical
- Lifetime Finish
- 1 Year Electronic




GED1490


# WEISER


BOX PACK/VISUAL PACK


# ELECTRONICS

SMARTCODE	MODEL	FUNCTION	FINISH									CASE	
			3	3BR	5	11P	15	15A	26	26D	514	QTY	
	GED1490 MS	Touchpad Electronic Deadbolt	\$210.00			\$210.00	\$210.00						2

**NOTE: SmartCode will accept either a 1-1/2" or a 2-1/8" hole**

SMARTCODE CONTEMPORARY	MODEL	FUNCTION	FINISH									CASE	
			3	3BR	5	11P	15	15A	26	26D	514	QTY	
	GED1490 CNT MS	Touchpad Electronic Deadbolt				\$220.00	\$220.00		\$220.00	\$220.00			2

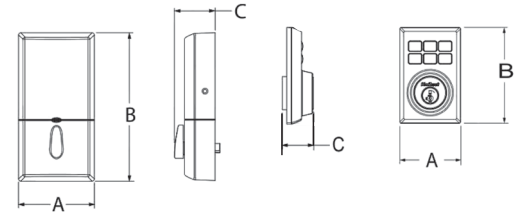
SMARTCODE LEVER	MODEL	FUNCTION	FINISH									CASE	
			3	3BR	5	11P	15	15A	26	26D	514	QTY	
	GED1450 MS	Touchpad Electronic Deadbolt x Toluca Lever		\$250.00		\$250.00	\$250.00						2

POWERBOLT 2	MODEL	FUNCTION	FINISH									CASE	
			3	3BR	5	11P	15	15A	26	26D	514	QTY	
	GED1460	Powerbolt 2		\$143.00		\$143.00	\$143.00						2

## POWERBOLT® GED1460X, SMARTCODE™ GED1490 MS DEADBOLT & GED1490 CNT MS CONTEMPORARY DEADBOLT

Door Prep	2-1/8" diameter face hole & 1" diameter latch hole
Backset	Adjustable to 2-3/8" or 2-3/4"
Door	1-3/8" to 2" automatic adjustment
Thickness	
Cylinder	SmartKey Re-Key Technology
Faceplate	1" x 2-1/4". Round corner standard
Strikes	Round corner strike 1-1/8" x 2-3/4"
Bolt	1" throw
Door Handing	Reversible
Batteries	4 AA

## SMARTCODE™ GED1490 CNT MS CONTEMPORARY

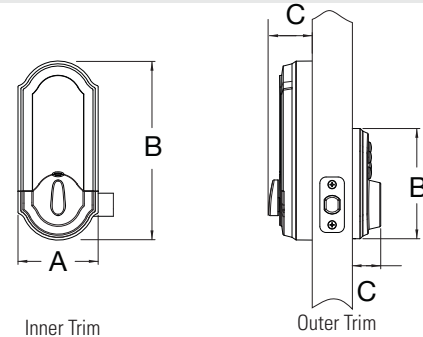


Design	A	B	C
Outer Trim	2-23/32"	4-1/4"	1-3/16"
Inner Trim	3-9/32"	6-13/32"	1-3/4"

## SMARTCODE™ GED1450 MS LEVER

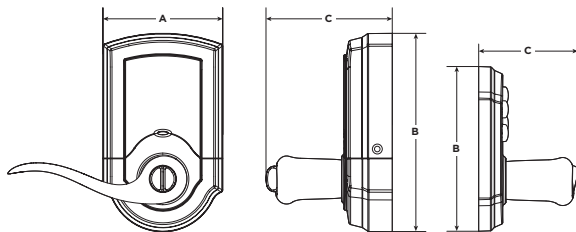
Door Prep	2-1/8" diameter face hole & 1" diameter latch hole
Backset	Adjustable to 2-3/8" or 2-3/4"
Door	1-3/8" to 2" automatic adjustment
Thickness	
Cylinder	SmartKey Re-Key Technology
Faceplate	1" x 2-1/4". Round corner standard
Strikes	2-1/4" full lip. Round corner
Bolt	1/2" throw
Door Handing	Reversible
Batteries	4 AA

## SMARTCODE™ GED1490 MS



Design	A	B	C
Outer Trim	2-13/16"	4-7/16"	1-3/16"
Inner Trim	3-1/4"	7-1/4"	1-3/4"

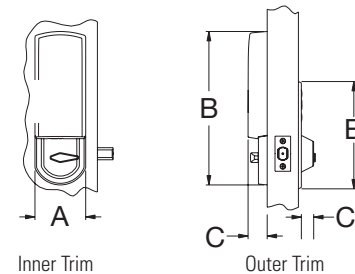
## SMARTCODE™ GED1450 MS LEVER



Design	A	B	C
Outer Trim	2-13/16"	4-7/16"	2-11/16"
Inner Trim	3-1/4"	5-3/8"	3-13/32"

**NOTE:** Lifetime Finish and Mechanical Warranty. One Year Electronic Warranty.

## POWERBOLT® GED1460X



Design	A	B	C
Outer Trim	2-29/32"	6-7/8"	1-1/8"
Inner Trim	3-1/4"	9-27/32"	1-9/32"

## HANDLESETS

<b>Door Prep</b>	Deadbolt: Cross Bore 2-1/8" or 1-1/2" Edge Bore 1" Latch Face 1" x 2-1/4"	<b>Strikes</b>	Deadbolt: 1-1/8" x 2 - 3/4" Specify round corner or square corner Handle: 2-1/4" full lip Specify round corner or square corner Other options available
<b>Backset</b>	Deadbolt: Adjustable to 2-3/8" or 2-3/4" Handle: Adjustable to 2-3/8" or 2-3/4"	<b>Bolt</b>	Deadbolt: 1" steel Handle: 1/2" throw. Nickel plated
<b>Door</b>	1-3/4" doors standard. 2-1/4" doors optional	<b>Door Handing</b>	Reversible for right or left-hand doors
<b>Thickness</b>	Not designed for use on 1-3/8" doors.	<b>ANSI/BHMA</b>	A156.5 Grade 2 (for deadbolt)
<b>Cylinder</b>	SmartKey or KW or WS 5pin	<b>ADA</b>	N/A
<b>Faceplate</b>	1" x 2-1/4" Specify round corner or square corner or drive-in	<b>UL</b>	N/A

## LEVERS

<b>Door Prep</b>	Cross Bore 2-1/8" Edge Bore 1" Latch Face 1" x 2-1/4"	<b>Bolt</b>	1/2" throw nickel plated
<b>Backset</b>	Adjustable to 2-3/8" or 2-3/4" UL 2-3/4" standard 2-3/8" optional	<b>Door Handing</b>	Specify handing only with Inactive levers
<b>Door</b>	1-3/8" - 1-3/4" doors standard	<b>ANSI/BHMA</b>	A156.2 Grade 2
<b>Thickness</b>	2-1/4" doors optional on GLA101 and GLA535 models	<b>ADA</b>	Functions SP5L 101, SP5L 331, and SENL 535 are in compliance with the American National Standards Institute (ANSI A117.1) and the Americans with Disabilities Act (ADA).
<b>Cylinder</b>	SmartKey or KW or WS 5pin	<b>UL</b>	Meets 3 hour fire rating for all UL functions when fronted latches used. Meets 20 minute with drive-in latch.
<b>Faceplate</b>	1" x 2-1/4" Specify round corner, square corner or drive-in		
<b>Strikes</b>	2-1/4" full lip Specify round corner or square corner Other options available		

## KNOBS

<b>Door Prep</b>	Cross Bore: 2-1/8" Edge Bore: 1" Latch Face: 1" x 2-1/4"	<b>Strikes</b>	2-1/4" full lip Specify round corner or square corner Other options available
<b>Backset</b>	Adjustable to 2-3/8" or 2-3/4" UL 2-3/4" standard 2-3/8" optional	<b>Bolt</b>	1/2" throw nickel plated
<b>Door</b>	1 - 3/8" - 1-3/4" doors standard	<b>Door Handing</b>	Reversible for right- or left-hand doors.
<b>Thickness</b>	2-1/4" doors optional 2-1/4" doors optional on GA 101 and GLA 551 models only	<b>ANSI/BHMA</b>	A156.2 Grade 2
<b>Cylinder</b>	SmartKey or KW or WS 5pin	<b>ADA</b>	N/A
<b>Faceplate</b>	1" x 2-1/4" Specify round corner, square corner or drive-in	<b>UL</b>	Meets 3 hour fire rating for all UL functions when fronted latches used. Meets 20 minute with drive-in latch.

## DEADBOLTS

<b>Door Prep</b>	Crossbore 2-1/8" or 1-1/2" Edge Bore 1" Latch Face 1" x 2-1/4"	<b>Strikes</b>	1-1/8" x 2-3/4" Specify round corner or square corner
<b>Backset</b>	Adjustable to 2-3/8" or 2-3/4"	<b>Bolt</b>	1" throw Steel
<b>Door</b>	1-3/8" - 1-3/4" Standard	<b>Door Handing</b>	Reversible for right or left-hand doors
<b>Thickness</b>	2-1/4" Optional	<b>ANSI/BHMA</b>	A156.5 Grade 2
<b>Cylinder</b>	SmartKey or KW or WS 5pin	<b>ADA</b>	Interior turn pieces are in compliance with the American National Standards Institute (ANSI A117.1) and the Americans with Disabilities Act (ADA).
<b>Faceplate</b>	1" x 2-1/4" Specify round corner, square corner or drive-in	<b>UL</b>	Meets 3 hour fire rating for all UL functions when fronted latches used. Meets 20 minute with drive-in latch.



# ELEMENTS

by/par **WEISER**

## TRUSTED SECURITY

- ANSI/BHMA Grade 3 Deadbolt
- Easy Installation

## MOST RECOGNIZED STYLE

- Traditional & Timeless Designs
- SmartKey® Now Available in All Finishes

## WARRANTY

- 25 Year Mechanical Warranty
- 10 Year Finish Warranty



**SMARTKEY SECURITY**

ONE KEY CONVENIENCE  
RE-KEY ANYTIME



Amador™



Brentwood™



Kingsway®



Alfina




Belmont



Kim



Ladera



Tristan



Beverly®



Fairfax®



Yukon



Beverly®



Fairfax®



Yukon



GDC9471/9371/9671

**AMADOR™**



**BRENTWOOD™**



**KINGSWAY®**



**AMADOR (AMD)**      MODEL      FUNCTION      FINISH      CASE

			3	3BR	5	11P	15	15A	26	26D	514	QTY
GAC9771	Single Cylinder SMT					\$151.00	\$151.00		\$151.00	\$135.00		6
GAC9671	Double Cylinder SMT					\$156.00	\$156.00		\$156.00	\$140.00		6
GAC71	Dummy					\$136.00	\$136.00		\$136.00	\$120.00		6

**BRENTWOOD (BDH)**      MODEL      FUNCTION      FINISH      CASE

			3	3BR	5	11P	15	15A	26	26D	514	QTY
GAC9771	Single Cylinder SmartKey					\$116.00	\$116.00			\$100.00		6
GAC9771	Single Cylinder					\$121.00	\$121.00			\$105.00		6
GAC9671	Double Cylinder SmartKey					\$121.00	\$121.00			\$105.00		6
GAC9671	Double Cylinder					\$126.00	\$126.00			\$110.00		6
GAC71	Dummy					\$106.00	\$106.00			\$90.00		6

**KINGSWAY (KNH)**      MODEL      FUNCTION      FINISH      CASE

			3	3BR	5	11P	15	15A	26	26D	514	QTY
GAC9771	Single Cylinder SmartKey			\$100.00	\$100.00	\$116.00	\$116.00	\$116.00		\$100.00		6
GAC9771	Single Cylinder			\$105.00	\$105.00	\$121.00	\$121.00	\$121.00		\$105.00		6
GAC9671	Double Cylinder SmartKey			\$105.00	\$105.00	\$121.00	\$121.00	\$121.00		\$105.00		6
GAC9671	Double Cylinder			\$110.00	\$110.00	\$126.00	\$126.00	\$126.00		\$110.00		6
GAC71	Dummy			\$90.00	\$90.00	\$106.00	\$106.00	\$106.00		\$90.00		6

\*  **Now Available with SmartKey**

**NOTE:** All handlesets are ordered LESS INTERIOR PACK (LIP).





**INTERIOR PACKS  
OPTIONS**


MODEL	FUNCTION	WEISER	WEISER KNOBS	ELEMENTS LEVERS	ELEMENTS KNOBS
GAC/GLC 9675	Single Cylinder	\$56.00	\$45.00	\$51.00	\$41.00
GAC/GLC 9575	Double Cylinder	\$75.00	\$64.00	\$63.00	\$53.00
GAC/GLC 96	Inactive	\$47.00	\$36.00	\$41.00	\$31.00


**ELEMENTS HANDLESET INTERIOR  
PACK OPTIONS**


Family	3	3BR	5	11P	15	15A	26	26D	514	QTY
<b>WEISER</b>										
Aspen				•	•	•		•	•	4
Galiano	•			•	•		•	•		4
Huntington	•		•		•			•		4
Laurel				•	•			•		4
Phoenix	•		•	•	•	•				4
Toluca	•		•	•	•	•	•	•		4
Troy	•		•	•	•	•		•	•	4
<b>ELEMENTS</b>										
Alfini	•			•	•			•	•	4
Belmont				•	•			•		4
Beverly	•		•					•		4
Fairfax	•		•	•	•			•		4
Kim	•				•		•	•		4
Yukon	•			•	•			•		4
Ladera				•	•		•	•		4
Tristan				•	•		•	•		4

ALFINI (AI)	MODEL	FUNCTION	FINISH								CASE	
			3	3BR	5	11P	15	15A	26	26D		514
	GLC101	Hall/Closet	\$35.00				\$38.00	\$38.00			\$35.00	20
	GLC331	Bed/Bath	\$38.00				\$41.00	\$41.00			\$38.00	20
	GLC535 SMT	Keyed Entry SmartKey	\$58.00				\$61.00	\$61.00			\$58.00	20
	GLC535	Keyed Entry	\$53.00				\$56.00	\$56.00			\$53.00	20
	GLC12	Inactive	\$17.50				\$20.50	\$20.50			\$17.50	20

BELMONT (BLM)	MODEL	FUNCTION	FINISH								CASE	
			3	3BR	5	11P	15	15A	26	26D		514
	GLC101	Hall/Closet					\$38.00	\$38.00			\$35.00	20
	GLC331	Bed/Bath					\$41.00	\$41.00			\$38.00	20
	GLC535 SMT	Keyed Entry SmartKey					\$61.00	\$61.00			\$58.00	20
	GLC535	Keyed Entry					\$56.00	\$56.00			\$53.00	20
	GLC12	Inactive					\$20.50	\$20.50			\$17.50	20


KIM (KML)	MODEL	FUNCTION	FINISH								CASE	
			3	3BR	5	11P	15	15A	26	26D		514
	GLC101	Hall/Closet	\$35.00				\$38.00	\$38.00	\$38.00	\$35.00		20
	GLC331	Bed/Bath	\$38.00				\$41.00	\$41.00	\$41.00	\$38.00		20
	GLC535 SMT	Keyed Entry SmartKey	\$58.00				\$61.00	\$61.00	\$61.00	\$58.00		20
	GLC535	Keyed Entry	\$53.00				\$56.00	\$56.00	\$56.00	\$53.00		20
	GLC12	Inactive	\$17.50				\$20.50	\$20.50	\$20.50	\$17.50		20

LADERA (LRL)	MODEL	FUNCTION	FINISH								CASE	
			3	3BR	5	11P	15	15A	26	26D		514
	GLC101	Hall/Closet					\$38.00	\$38.00		\$38.00	\$35.00	20
	GLC331	Bed/Bath					\$41.00	\$41.00		\$41.00	\$38.00	20
	GLC535 SMT	Keyed Entry SmartKey					\$61.00	\$61.00		\$61.00	\$58.00	20
	GLC12	Inactive					\$20.50	\$20.50		\$20.50	\$17.50	20


TRISTAN (TSL)	MODEL	FUNCTION	FINISH								CASE	
			3	3BR	5	11P	15	15A	26	26D		514
	GLC101	Hall/Closet					\$38.00	\$38.00		\$38.00	\$35.00	20
	GLC331	Bed/Bath					\$41.00	\$41.00		\$41.00	\$38.00	20
	GLC535 SMT	Keyed Entry SmartKey					\$61.00	\$61.00		\$61.00	\$58.00	20
	GLC12	Inactive					\$20.50	\$20.50		\$20.50	\$17.50	20

\*  Now Available with SmartKey


**BEVERLY® (B)**

MODEL	FUNCTION	FINISH										CASE	
		3	3BR	5	11P	15	15A	26	26D	514	QTY		
	GAC101	Hall/Closet	\$23.00		\$26.00						\$27.00		12
	GAC331	Bed/Bath	\$25.00		\$28.00						\$25.00		12
	GAC531 SMT	Keyed Entry SmartKey	\$41.00		\$45.00						\$41.00		12
	GAC531	Keyed Entry	\$36.00		\$40.00						\$36.00		12
	GAC581	Storeroom	\$34.00		\$38.00						\$34.00		12
	GAC12	Half Dummy	\$18.00		\$20.00						\$18.00		6

**FAIRFAX® (F)**

MODEL	FUNCTION	FINISH										CASE	
		3	3BR	5	11P	15	15A	26	26D	514	QTY		
	GAC101	Hall/Closet	\$22.00		\$26.00	\$26.00	\$26.00	\$26.00			\$23.00		12
	GAC331	Bed/Bath	\$25.00		\$28.00	\$28.00	\$28.00	\$28.00			\$25.00		12
	GAC531 SMT	Keyed Entry SmartKey	\$41.00		\$44.00	\$44.00	\$44.00	\$44.00			\$41.00		12
	GAC531	Keyed Entry	\$36.00		\$39.00	\$39.00	\$39.00	\$39.00			\$36.00		12
	GAC12	Half Dummy	\$11.00		\$14.00	\$13.00	\$13.00	\$13.00			\$11.50		6

**YUKON (Y)**

MODEL	FUNCTION	FINISH										CASE	
		3	3BR	5	11P	15	15A	26	26D	514	QTY		
	GAC101	Hall/Closet	\$20.00			\$23.00	\$23.00	MTO			\$20.00		12
	GAC331	Bed/Bath	\$23.00			\$26.00	\$26.00	MTO			\$23.00		12
	GAC531 SMT	Keyed Entry SmartKey	\$34.00			\$37.00	\$37.00	MTO			\$34.00		12
	GAC531	Keyed Entry	\$29.00			\$32.00	\$32.00	MTO			\$29.00		12
	GAC12	Half Dummy	\$10.00			\$13.00	\$13.00	MTO			\$10.00		6

\*  **Now Available with SmartKey**

GDC9471/9371/9671	MODEL	FUNCTION	FINISH								CASE	
			3	3BR	5	11P	15	15A	26	26D	514	QTY
	GDC9471 SMT	Single Cylinder - SmartKey		\$33.00	\$33.00	\$36.00	\$36.00	\$36.00	\$36.00	\$33.00		12
	GDC9471	Single Cylinder - Pin & Tumbler		\$28.00	\$28.00	\$31.00	\$31.00	\$31.00	\$31.00	\$28.00		12
	GDC9371 SMT	Double Cylinder - SmartKey		\$43.00	\$43.00	\$46.00	\$46.00	\$46.00	\$46.00	\$43.00		12
	GDC9371	Double Cylinder - Pin & Tumbler		\$36.00	\$36.00	\$39.00	\$39.00	\$39.00	\$39.00	\$36.00		12
	GDC9671	Bore-In Cylinder (one-sided)		\$14.00	\$14.00	\$17.00	\$17.00	\$17.00	\$17.00	\$14.00		12



\*  Now Available with SmartKey

UL UPCHARGE	MODEL/FUNCTION	DESCRIPTION	
ADD \$6.00	101FD Hall/Closet	20 Minute Fixed Faceplate	Adjustable Backset
ADD \$6.00	331FD Bed/Bath	20 Minute Fixed Faceplate	Adjustable Backset
ADD \$6.00	531/535 FD Keyed Entry	20 Minute Fixed Faceplate	Adjustable Backset
ADD \$6.00	9471/9371 FD Deadbolt	20 Minute Fixed Faceplate	Adjustable Backset
ADD \$6.00	4 7/8" (124 mm)	ASA Strike	

UPCHARGE	KEYING & STAMPING CHARGES
ADD \$2.55	Master Keying
ADD \$7.15	Grand Master Keying
	Keying Alike
ADD \$2.55	Builder (Construction) Keyed - CK
ADD \$4.40	Builder Master Keying - PMK

**HANDLESETS**

MODEL	FINISH								
	3	3BR	5	11P	15	15A	26	26D	514
Amador				•	•		•	•	
Kingsway		•	•	•	•	•		•	
Brentwood				•	•			•	

**LEVERS**

MODEL	FINISH								
	3	3BR	5	11P	15	15A	26	26D	514
Alfini	•			•	•			•	
Belmont				•	•			•	
Kim	•				•	•	•	•	
Ladera				•	•		•	•	

**KNOBS**

MODEL	FINISH								
	3	3BR	5	11P	15	15A	26	26D	514
Beverly	•		•					•	
Fairfax	•		•	•	•	•		•	
Yukon	•			•	•	MT0		•	

**DEADBOLTS**

MODEL	FINISH								
	3	3BR	5	11P	15	15A	26	26D	514
9471		•	•	•	•	•	•	•	
9371		•	•	•	•	•	•	•	
9671		•	•	•	•		•	•	



**HANDLESETS**

<b>Door Prep</b>	Deadbolt: Cross Bore 2-1/8" or 1-1/2" Edge Bore 1" Latch Face 1" x 2-1/4"	<b>Strikes</b>	Deadbolt: 1-1/8" x 2-3/4" Specify round corner or square corner Handle: 2-1/4" full lip Specify round corner or square corner Other options available
	Handle: Cross Bore 2-1/8". Edge Bore 1" Latch Face 1" x 2-1/4"	<b>Bolt</b>	Deadbolt: 1" Handle: 1/2" throw
<b>Backset</b>	Deadbolt: Adjustable to 2-3/8" or 2-3/4" Handle: Adjustable to 2-3/8" or 2-3/4"	<b>Door Handing</b>	Reversible for right or left-hand doors
<b>Door</b>	1-3/4" doors standard. 2-1/4" doors optional	<b>ANSI/BHMA</b>	A156.5 Grade 3 Deadbolt
<b>Thickness</b>	Not designed for use on 1-3/8" doors	<b>ADA</b>	N/A
<b>Cylinder</b>	SmartKey or KW or WS 5 pin	<b>UL</b>	N/A
<b>Faceplate</b>	1" x 2-1/4" Specify round corner or square corner or drive-in		

**LEVERS**

<b>Door Prep</b>	Cross Bore 2-1/8" Edge Bore 1" Latch Face 1" x 2-1/4"	<b>Strikes</b>	2-1/4" full lip Specify round corner or square corner Other options available
<b>Backset</b>	Adjustable to 2-3/8" or 2-3/4" UL 2-3/4" standard 2-3/8" optional	<b>Bolt</b>	1/2" throw
<b>Door</b>	1-3/8" - 1-3/4" doors standard.	<b>ANSI/BHMA</b>	A156.2 Grade 3
<b>Thickness</b>	2-1/4" doors optional on GLC 101 model	<b>ADA</b>	Functions GLC 101 and GLC 12 satisfy section 4.13.9 ADA requirement
<b>Cylinder</b>	KW or WS 5 pin	<b>UL</b>	Meets 20 minute fire rating for UL function
<b>Faceplate</b>	1" x 2-1/4" Specify round corner, square corner or drive-in		

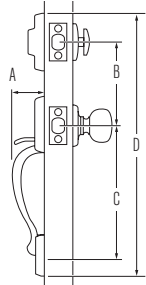
**KNOBS**

<b>Door Prep</b>	Cross Bore: 2-1/8" Edge Bore: 1" Latch Face: 1" x 2-1/4".	<b>Strikes</b>	2-1/4" full lip. Specify round corner or square corner. Other options available.
<b>Backset</b>	Adjustable to 2-3/8" or 2-3/4". UL 2-3/4" standard 2-3/8" optional.	<b>Bolt</b>	1/2" throw
<b>Door</b>	1-3/8" - 1-3/4" doors standard.	<b>Door Handing</b>	Reversible for right or left-hand doors.
<b>Thickness</b>	2-1/4" doors optional on GAC 101 model	<b>ANSI/BHMA</b>	A156.2 Grade 3
<b>Cylinder</b>	KW or WS 5 pin	<b>ADA</b>	N/A
<b>Faceplate</b>	1" x 2-1/4". Specify round corner, square corner or drive-in.	<b>UL</b>	Meets 20 minute fire rating for UL function

**DEADBOLTS**

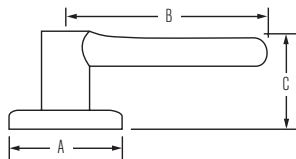
<b>Door Prep</b>	Crossbore 1-1/2" Edge Bore 1" Latch Face 1" x 2-1/4"	<b>Strikes</b>	Standard: 1-1/8" x 2-3/4" Specify round corner or square corner
<b>Backset</b>	Adjustable to 2-3/8" or 2-3/4" UL 2-3/4" standard 2-3/8" optional	<b>Bolt</b>	1" throw
<b>Door</b>	1-3/8" - 1-3/4" Standard	<b>Door Handing</b>	Reversible for right or left-hand doors
<b>Thickness</b>		<b>ANSI/BHMA</b>	A156.5 Grade 3
<b>Cylinder</b>	SmartKey or KW or WS 5 pin	<b>ADA</b>	Interior turn piece meets 4.13.9 ADA requirements
<b>Faceplate</b>	1" x 2-1/4" Specify round corner, square corner or drive-in	<b>UL</b>	Meets 20 minute fire rating for UL function

## HANDLESETS



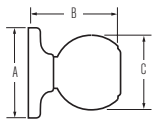
Design	A	B	C	D
Amador	2-25/32"	4-1/16"	6-13/32"	17-15/32"
Kingsway	2-7/32"	5-1/2"	8-13/32"	17-7/16"
Brentwood	2-1/32"	5-1/2"	8-13/32"	18-1/16"

## LEVERS



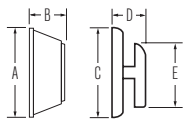
Design	A	B	C	C (Keyed)
Alfini	2-5/8"	3-3/4"	2-1/4"	2-5/8"
Kim	2-5/8"	3-5/8"	1-15/16"	2-5/8"
Belmont	2-5/8"	3-3/4"	2-1/4"	2-5/8"
Ladera	2-5/8"	4-3/16"	1-7/8"	2-7/16"
Tristan	2-5/8"	4-7/16"	1-7/8"	2-7/16"

## KNOBS



Design	A	B	C
Beverly	2-19/32"	2-7/16"	2"
Fairfax	2-5/8"	2-11/32"	1-15/16"
Yukon	2-5/8"	2-23/32"	1-7/8"


## DEADBOLT



Design	A	B	C	D	E
GDC9471	2-7/16"	1-1/16"	2-1/2"	27/32"	5/16"
GDC9671	2-7/16"	1-1/16"	2-1/2"	27/32"	5/16"
GDC9371	2-7/16"	1-1/16"	2-1/2"	1-1/16"	



# WEISER<sup>®</sup>

HOME SMART HOME™



## PARTS & ACCESSORIES

1.800.677.5625(LOCK)  
[www.weiserlock.com](http://www.weiserlock.com)


ADJUSTABLE LATCHES	MODEL	FUNCTION	FINISH				QTY	
			4	5	11P	26D	VP	BP
	W A50469-D	Deadlocking Drive-In & Square Faceplate	\$15.75		\$15.75	\$15.75	1*	10
	W A50469	Spring Drive-In & Square Faceplate	\$15.75		\$15.75	\$15.75	1	10

**NOTE:** \* available in 4 finish only

**KEYS & KEYING**

**PART #**

**FUNCTION**


			Price	QTY	0-99	100-999	1000-4999	5000+
	800000-125	Brass Key Blank, 5 Pin	\$1.80	each	\$1.80	\$1.50	\$1.40	\$1.10
	800003-309	Cut Key, 5 Pin	\$3.65	each				
	800003-319	Cut Key, 6 Pin	\$3.65	each				
	800003-387	Key Gauge	\$18.15	each				




**KEYING KITS & SUPPLIES**


**MODEL**

**FUNCTION**

			Price	QTY
	W 1029	Cylinder Cap Tool	\$7.85	each
	1412	Legacy Pins Rekeying Kit	\$237.75	each
	W A8552	Top Pins - Per C	\$13.00	100
	W A8553	Bottom Pins - Per C #0 - #9	\$13.00	100
	W A8580	Master Wafers - Per C #2 - #9	\$13.00	100
	W 2937	Retaining Ring	\$0.20	each
	W 8395	Retaining Washer	\$0.45	each
	W 12165-200	Retaining Pin	\$0.45	each
	W 12162-6	Deadbolt Cylinder Cap	\$0.45	each
	W 16994	Tail Piece (C)	\$0.15	each
	W 16994-1	Tail Piece (D)	\$0.15	each

TRIMS	PART #	DESCRIPTION	DIMENSIONS	FINISH				PKG	QTY
				3	5	15	26D		
	820078	Round Rosette	3 13/16"	\$15.50	\$17.55	\$16.35	\$16.35	VP	4

### 138 INSTALLATION KIT

	PART NUMBER	DESCRIPTION	LIST PRICE	QTY PER PACK	MASTER PACK QTY
	91380-001	138 Installation Kit	\$639.30	1	1
	89900-001	Jig with Wood Arm Guide	\$304.70	1	1
	89901-001	Wood Door In-Line Guide Arm	\$67.35	1	1
	89902-001	Metal Door In-Line Guide Arm	\$67.35	1	1

### 138 INSTALLATION KIT DRILL BITS

	PART NUMBER	DESCRIPTION	LIST PRICE	QTY PER PACK	MASTER PACK QTY
	89903-001	1" Spade Bit	\$22.50	1	3
	89904-001	2-1/8" Multi Spur Bit	\$99.10	1	3
	89905-001	1-1/2" Multi Spur Bit	\$82.35	1	3
	89906-001	2-1/8" Hole Saw Bit	\$20.75	1	3
	89907-001	Hole Saw Mandrel	\$20.75	1	1
	89908-001	Snap Rings	\$13.25	6	3



**138 INSTALLATION  
KIT MORTISE TOOLS**

PART NUMBER	DESCRIPTION	LIST PRICE	QTY PER PACK	MASTER PACK QTY
89909-001	Full Lip Strike Mortise Tool	\$37.40	1	3
89910-001	Full Lip Round Corner Strike Blades	\$11.20	3	3
89911-001	Full Lip Square Corner Strike Blades	\$11.20	3	3
89912-001	Latch Mortise Tool	\$39.40	1	3
89913-001	Latch Round Corner Blades	\$13.25	3	3
89914-001	Latch Square Corner Blades	\$13.25	3	3
89915-001	Maximum Security Strike Mortise Tool	\$41.15	1	1
89916-001	Maximum Security Strike Square Corner Blades	\$15.25	3	3
89917-001	Maximum Security Strike Round Corner Blades	\$15.25	3	3

**138 INSTALLATION  
KIT MISC. PARTS**

PART NUMBER	DESCRIPTION	LIST PRICE	QTY PER PACK	MASTER PACK QTY
89918-001	Quick Bit Changer	\$26.35	1	1
89919-001	Strike Locator	\$6.00	1	1
89920-001	Strike Locator Tip	\$8.05	3	1
89921-001	Kit Box	\$33.65	1	1
89922-001	Jig Bushing	\$25.85	3	1
89923-001	1-1/2" Adapter Ring	\$11.85	1	1
89924-001	663 Boring Depth Stop	\$3.85	1	1
89925-001	Boring Template	\$3.45	1	1
89926-001	1/8" Hex Wrench	\$1.05	1	1

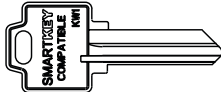
**WOOD DOOR  
INSTALLATION KIT**

PART NUMBER	DESCRIPTION	LIST PRICE	QTY PER PACK	MASTER PACK QTY
91300-001	130WD Wood Door Installation Kit	\$32.90	1	3

### EMERGENCY KEY

	PART NUMBER	FUNCTION	QTY	LIST PRICE
	81087-001	For All Privacy Function Locksets	100 box / each	\$0.42

### SMARTKEY

	PART NUMBER	FUNCTION	QTY	LIST PRICE
	800004-355	SmartKey Keyblank (KW1 Compatible)	50 box / each	\$1.45
	800004-353	SmartKey Cut Key (KW1 Compatible)	1	\$2.80

### KEYING KITS

	PART NUMBER	FUNCTION	QTY	LIST PRICE
	92360-001	236 Builder Pin Kit - Small	each	\$141.30
	92720-001	272 Builder Pin Kit	each	\$249.65

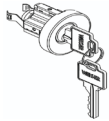


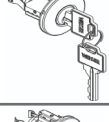
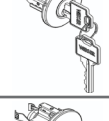
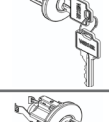
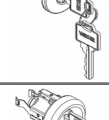
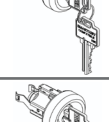

### REPLACEMENT PARTS FOR PIN AND TUMBLER KEYING

	PART NUMBER	FUNCTION	QTY	LIST PRICE
	80049-001	Key Gauge	each	\$6.90
	80152-001	Plug Follower	each	\$7.40
	81467-003	Cylinder Removing Tool	each	\$1.80
	80369-001	PK Anti-Pick Top Pin .160"	100	\$0.35
	80370-001	Regular Anti-Pick Top Pin .180"	100	\$0.35
	80371-001	Low Profile Deadbolt Spring Cover	10	\$1.15
	81777-001	Tumbler Spring	100	\$0.15
	81858-001	Regular Top Pin .180"	100	\$0.15
	82208-001	PK Balls	100	\$0.15
	83100-001	#1 Bottom Pin .172"	100	\$0.15
	83101-001	#2 Bottom Pin .195"	100	\$0.15
	83103-001	#3 Bottom Pin .218"	100	\$0.15
	83105-001	#4 Bottom Pin .241"	100	\$0.15
	83106-001	#5 Bottom Pin .264"	100	\$0.15
	83107-001	#6 Bottom Pin .287"	100	\$0.15
	83108-001	#1 Master Pin .023"	100	\$0.15
	83110-001	#2 Master Pin .046"	100	\$0.15
	83112-001	#3 Master Pin .069"	100	\$0.15
	83113-001	#4 Master Pin .092"	100	\$0.15
	83114-001	#5 Master Pin .115"	100	\$0.15
	83117-001	PK Top Pin .160"	100	\$0.15
	83125-001	#6 Master Pin .138"	100	\$0.15
	84345-001	Knob Plug Retainer	100	\$0.15
	84215-001	Deadlock Plug Retainer	100	\$0.15
	85757-001	Spring Cover (5-Pin)	50	\$1.05
	87619-001	Knob Control Lug (Locking Bar)	100	\$0.35
	87632-001	Spring	100	\$0.55
	87809-001	Deadlock Control Lug (Locking Bar)	100	\$0.65



# CYLINDERS - PIN & TUMBLER

# WEISER

## KNOB CYLINDERS


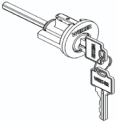
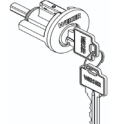
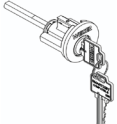
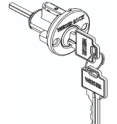

	PART #	FUNCTION	FINISH										
			3BR	5	11P	15	15A	26	26D	501	502	514	
	900009-017	Beverly, Huntington WS	\$17.80	\$17.80		\$17.80				\$17.80			
	900009-018	Beverly, Huntington KW1	\$17.80	\$17.80		\$17.80				\$17.80			
	900009-021	Yukon WS	\$17.80		\$17.80	\$17.80				\$17.80			
	900009-022	Yukon KW1	\$17.80		\$17.80	\$17.80				\$17.80			
	900009-023	Hancock KW1	\$13.25	\$13.25	\$13.25	\$13.25			\$13.25	\$13.25	\$13.25	\$13.25	\$13.25
	900009-019	Troy, Fairfax WS	\$17.80	\$17.80	\$17.80	\$17.80	\$17.80			\$17.80			\$17.80
	900009-020	Troy, Fairfax KW1	\$17.80	\$17.80	\$17.80	\$17.80	\$17.80			\$17.80			\$17.80
	900009-025	Phoenix WS	\$17.80	\$17.80	\$17.80	\$17.80	\$17.80			\$17.80			\$17.80
	900009-024	Phoenix KW1	\$17.80	\$17.80	\$17.80	\$17.80	\$17.80			\$17.80			\$17.80

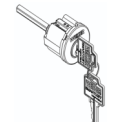
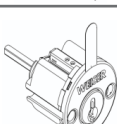
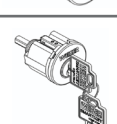
## LEVER CYLINDERS

	PART #	FUNCTION	FINISH	Price
	900009-035 900009-036	Welcome Home & Elements WS Welcome Home & Elements KW1	Gold, Silver, Bronze or Black <i>*Specify at time of order</i>	\$15.15
	900009-037	Collections KW1	Gold, Silver, Bronze or Black <i>*Specify at time of order</i>	\$15.15

**WS:** Weiser Pin & Tumbler

**KW1:** SmartKey Compatible Pin & Tumbler

	PART #	FUNCTION	FINISH							
			3	3BR	5	11P	15	15A	26	26D
	900009-029	Elements External Single Cylinder KW1		\$14.50	\$14.50	\$14.50	\$14.50	\$14.50	\$14.50	\$14.50
	900009-030	Elements External Single Cylinder WS		\$14.50	\$14.50	\$14.50	\$14.50	\$14.50	\$14.50	\$14.50
	900009-031	Elements External Double Cylinder WS		\$14.50	\$14.50	\$14.50	\$14.50	\$14.50	\$14.50	\$14.50
	900009-032	Elements External Double Cylinder KW1		\$14.50	\$14.50	\$14.50	\$14.50	\$14.50	\$14.50	\$14.50
	900009-034	Elements Internal Double Cylinder WS	\$14.50	\$14.50	\$14.50	\$14.50	\$14.50	\$14.50	\$14.50	\$14.50
	900009-038	Elements Internal Double Cylinder KW1	\$14.50	\$14.50	\$14.50	\$14.50	\$14.50	\$14.50	\$14.50	\$14.50

	PART #	FUNCTION	FINISH									
			3	3BR	5	11P	15	26	26D	501	502	514
	900009-026	Collections External Single Cylinder KW1		\$42.85	\$42.85	\$42.85	\$42.85	\$42.85	\$42.85	\$42.85	\$42.85	\$42.85
	900009-027	Collections Internal Double Cylinder KW1	\$43.85		\$43.85	\$43.85	\$43.85	\$43.85	\$43.85	\$43.85	\$43.85	\$43.85
	900009-028	Collections External Double Cylinder KW1		\$42.85	\$42.85	\$42.85	\$42.85	\$42.85	\$42.85	\$42.85	\$42.85	\$42.85

**WS:** Weiser Pin & Tumbler  
**KW1:** SmartKey Compatible Pin & Tumbler

**SMARTKEY CYLINDERS**

PART #	FUNCTION	FINISH												
		3	3BR	5	15	15A	26	26D	11P	501	502	514	NA	
820010	Knob, GA531, Huntington	\$21.75	\$21.75	\$21.75	\$21.75			\$21.75	\$21.75					
820011	Knob, GA531, Phoenix	\$21.75	\$21.75	\$21.75	\$21.75	\$21.75		\$21.75	\$21.75			\$21.75		
820028	External GDC9471/ GAC9471 Single Cylinder	\$20.85	\$20.85	\$20.85	\$20.85	\$20.85	\$20.85	\$20.85	\$20.85	\$20.85			\$20.85	
820031	External GDC9371/ GAC9371 Double Cylinder		\$20.85	\$20.85	\$20.85	\$20.85	\$20.85	\$20.85	\$20.85	\$20.85				
820034	Internal GDC9371/ GAC9371 Double Cylinder		\$20.85	\$20.85	\$20.85	\$20.85	\$20.85	\$20.85	\$20.85	\$20.85				
800004-374 to 380	Hancock & Troy	\$21.75		\$21.75	\$21.75			\$21.75	\$21.75		\$21.75	\$21.75		
		<b>Black</b>		<b>Brown</b>		<b>Gold</b>		<b>Silver</b>						
800004-381 to 385	Laurel & Levers		\$19.50	\$19.50	\$19.50	\$19.50	\$19.50							

**REKEYING TOOLS**

PART #	FUNCTION	LIST PRICE
800004-351	Steel Learn Tool	\$0.90
83260-001	Reset Cradle	\$43.20
83338-001	Large Knob/Lever C-clip (pack of 50)	\$31.75
83337-001	Large Deadbolt C-clip (pack of 50)	\$31.75
83374-001	SmartKey Full Round Spindle	\$0.95
820062-001	SmartKey Rekey Kit	\$14.40

**SMARTKEY KNOB CONVERSION KITS**

PART #	FUNCTION	LIST PRICE
<b>HANCOCK</b>		
800004-516	Hancock SMT H 3	\$25.40
800004-517	Hancock SMT H 5	\$25.40
800004-518	Hancock SMT H 11P	\$25.40
800004-519	Hancock SMT H 15	\$25.40
800004-520	Hancock SMT H 26	\$25.40
800004-521	Hancock SMT H 26D	\$25.40
800004-522	Hancock SMT H 502	\$25.40
800004-523	Hancock SMT H 514	\$25.40

**SMARTKEY DEADBOLT CONVERSION KITS**

PART #	FUNCTION	LIST PRICE
<b>SINGLE CYLINDER COLLECTIONS</b>		
800004-524	SGL CYL 3	\$45.75
800004-525	SGL CYL 5	\$45.75
800004-526	SGL CYL 11P	\$45.75
800004-527	SGL CYL 15	\$45.75
800004-528	SGL CYL 26	\$45.75
800004-529	SGL CYL 26D	\$45.75
800004-530	SGL CYL 502	\$45.75
800004-531	SGL CYL 514	\$45.75
<b>DOUBLE CYLINDER COLLECTIONS</b>		
800004-532	DBL CYL 3	\$63.55
800004-533	DBL CYL 5	\$63.55
800004-534	DBL CYL 11P	\$63.55
800004-535	DBL CYL 15	\$63.55
800004-536	DBL CYL 26	\$63.55
800004-537	DBL CYL 26D	\$63.55
800004-538	DBL CYL 502	\$63.55
800004-539	DBL CYL 514	\$63.55

KEY CONTROL	PART NUMBER	DESCRIPTION	FINISH					PRICE	
			3	5	11P	15	26D	N/A	QTY
	820231	Key Control Deadbolt Key Blanks						\$3.20	10
	820204	Key Control Deadbolt Cut Keys						\$3.85	10
	820205	Key Control Deadbolt Cylinder Cover	\$2.50		\$2.50	\$2.50	\$2.50		1
	83390	Key Control Deadbolt Mounting Screws	\$5.70		\$5.70	\$5.70			1
	83388	Key Control Deadbolt Torque Blade						\$1.70	10
	83386	Key Control Deadbolt Gear Assembly						\$6.35	1
	83387	Key Control Deadbolt Screws for Gear Assembly						\$1.25	1
	83395	Key Control Deadbolt Rotation Tool						\$3.85	1
	83393	Key Control Deadbolt Security Mounting Screws	\$3.85	\$3.85	\$3.85	\$3.85	\$3.85		1
	83394	Key Control Deadbolt Screw Torx Wrench						\$5.10	1
	83397	Key Control Deadbolt Thick Door Kit						\$12.60	1



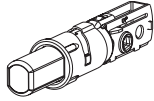
# DEADBOLT LATCHES

# WEISER

## DEADBOLT ADJUSTABLE LATCHES

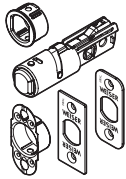
PART #	FUNCTION	FINISH							
		3	5	15/502	15A	26/26D	690/11P/501	514	NA

### DI



81306	GDC 9471 / 9371 Deadbolt									\$9.60
83371	GD/GCD 9471 / 9371 Deadbolt									\$15.00

### 6L

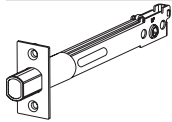


820288	SSD9471/SDD9371 Deadbolt			\$19.95		\$19.95	\$19.95			
820310	GD 1471 Deadbolt Box Pack	\$21.00			\$21.00	\$21.00				
820317	GD/GDC 9471/9371 Deadbolt Visual Pack	\$21.00			\$21.00	\$21.00				

## DEADBOLT SPECIALTY LATCHES

PART #	FUNCTION	FINISH							
		3	5	15/502	15A	26/26D	690/11P/501	514	NA

### 5L



820046	5" Weiser (replacement part only)	\$14.50	\$14.50			\$14.50	\$14.50		
--------	-----------------------------------	---------	---------	--	--	---------	---------	--	--

#### KEY:

5L - 5" Latch

RCAL - Round Corner Adjustable Latch

DI - Drive In Adjustable Latch

SCAL - Square Corner Adjustable Latch

### ADJUSTABLE LATCHES & PARTS

	PART #	FUNCTION	FINISH							
			3	5	15/502	15A	26/26D	690/11P/501	514	NA
	820047	RCAL Plain Latch	\$10.80	\$10.80	\$10.80	\$10.80	\$10.80	\$10.80	\$10.80	
	820053	RCAL Dead Latch	\$12.50	\$12.50	\$12.50	\$12.50	\$12.50	\$12.50	\$12.50	
	820048	SCAL Plain Latch	\$10.80	\$10.80	\$10.80	\$10.80	\$10.80	\$10.80	\$10.80	
	820079	SCAL Dead Latch	\$12.50	\$12.50	\$12.50	\$12.50	\$12.50	\$12.50	\$12.50	
	820051	DI Plain Latch								\$9.20
	820080	DI Dead Latch								\$10.95


### CORE LATCH

	81846-001	6-Way Core Deadlatch								\$9.15
	81847-001	6-Way Core Plain Latch								\$6.45

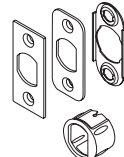
### BACK PLATE

	81827-001	6-Way Back Plate								\$0.20
---	-----------	------------------	--	--	--	--	--	--	--	--------

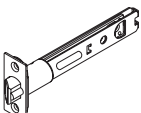
### DRIVE IN COLLAR

	81828-001	6-Way Deadlatch Collar								\$1.80
	81829-001	6-Way Plain Latch Collar								\$1.80

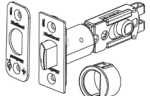
### SERVICE KITS

	820081	6-Way Deadlatch Service Kit	\$4.55	\$4.55	\$4.55	\$4.55	\$4.55	\$4.55	\$4.55	
	820082	6-Way Plain Latch Service Kit	\$3.55	\$3.55	\$3.55	\$3.55	\$3.55	\$3.55	\$3.55	

### 5L SCDL

	820061	5" Latch (replacement part only)	\$17.25	\$17.25			\$17.25	\$17.25		
---	--------	----------------------------------	---------	---------	--	--	---------	---------	--	--

### 6-WAY LATCH USED ON HFL & MIL

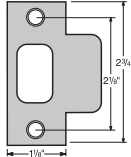
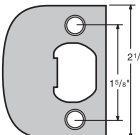
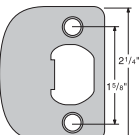
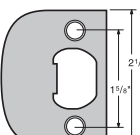
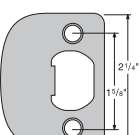
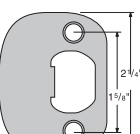
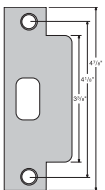

	PART #	FUNCTION	FINISH							
			3	5	15/502	15A	26/26D	690/11P/501	514	NA
	820287	6-Way Plain Latch			\$12.60		\$12.60	\$12.60		
	820300	6-Way Dead Latch			\$13.65		\$13.65	\$13.65		



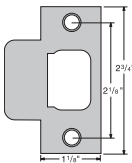
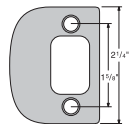
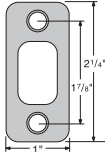
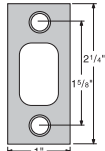
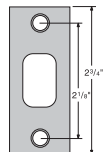
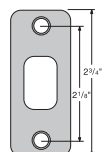
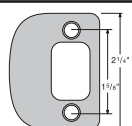
#### NOTES:

All plain and deadlatches can be used with all Weiser knob and lever products.  
 Plainlatches are used with passage and privacy functions.  
 Deadlatches are used with entry functions.  
 All fronts are 2-1/4" high.

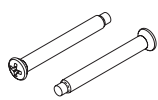
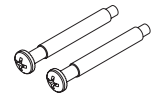
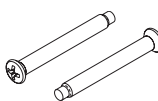


For fire rating. UL latches must be used with UL listed locksets and applicable strikes.

### PLAIN LATCH & DEADBOLT


	PART #	FUNCTION	FINISH							
			3	5	15/502	15A	26/26D	690/11P/501	514	NA
	83028	T (30 per carton)	\$3.20	\$3.20	\$3.20	\$3.20	\$3.20	\$3.20	\$3.20	\$3.20
	83030	Full Lip Square Corner Strike, UL UL Option	\$4.25	\$4.25	\$4.25	\$4.25	\$4.25	\$4.25	\$4.25	\$4.25
	83031	Full Lip 1/4" Round Corner Strike, UL UL Option	\$4.25	\$4.25	\$4.25	\$4.25	\$4.25	\$4.25	\$4.25	\$4.25
	83437	Full Lip Square Corner Standard on Non-UL Locksets	\$3.20	\$3.20	\$3.20	\$3.20	\$3.20	\$3.20	\$3.20	\$3.20
	83796	Full Lip 1/4" Round Corner	\$3.20	\$3.20	\$3.20	\$3.20	\$3.20	\$3.20	\$3.20	\$3.20
	83844	Full Lip 5/8" Round Corner	\$3.20		\$3.20		\$3.20	\$3.20	\$3.20	
	83846	ASA-1 (30 per carton)	\$10.20	\$10.20	\$10.20	\$10.20	\$10.20	\$10.20	\$10.20	\$10.20
	83929	Full Round 1- 3/4"	\$3.20	\$3.20	\$3.20	\$3.20	\$3.20	\$3.20	\$3.20	\$3.20

	DEADBOLT	PART #	FUNCTION	FINISH						
				3	5	15/502	15A	26/26D	690/11P/501	514
		820049	Deadbolt Strike	\$3.85	\$3.85	\$3.85	\$3.85	\$3.85	\$3.85	\$3.85
		820050	Deadbolt Round Corner Strike	\$3.85	\$3.85	\$3.85	\$3.85	\$3.85	\$3.85	\$3.85
		84632	Deadbolt T-Strike (60 per carton)	\$3.20	\$3.20	\$3.20	\$3.20	\$3.20	\$3.20	\$3.20
		84638	Deadbolt, Full Lip	\$3.20	\$3.20	\$3.20	\$3.20	\$3.20	\$3.20	\$3.20
		85063	Deadbolt 1"x 2-1/4" Round Corner (RCS4)	\$3.20	\$3.20	\$3.20	\$3.20	\$3.20	\$3.20	\$3.20
		85072	Deadbolt 1"x 2-1/4"	\$3.20	\$3.20	\$3.20	\$3.20	\$3.20	\$3.20	\$3.20
		85278	Deadbolt, 1-1/8" x 2-3/4"	\$3.20	\$3.20	\$3.20	\$3.20	\$3.20	\$3.20	\$3.20
		85279	Deadbolt, 1-1/8" x 2-3/4" Round Corner	\$3.20	\$3.20	\$3.20	\$3.20	\$3.20	\$3.20	\$3.20
		85303	Deadbolt, Full lip Round Corner	\$3.20	\$3.20	\$3.20	\$3.20	\$3.20	\$3.20	\$3.20



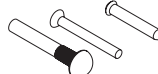
STRIKE BOXES	PART #	FUNCTION	Price
	81231	Box for 83028 T Strike	\$0.95
	83288	Box for Full Lip Strikes	\$1.35
	81967	Box for 83846 ASA-1 Strike	\$4.55

	PART #	FUNCTION	FINISH				
			3/5	15/15A/502	26/26D	690/11P/501/514	NA
	81834-001	Machine Screws used on Collections & Weiser Series styles include: HT, H, L					\$0.95
	81835	Machine Screws used on Weiser styles include ADI, AVL, BRL, CHL, TC and Elements styles include: AL, BLM, K	\$0.55	\$0.55	\$0.55	\$0.55	
	83369	Machine Screws used on Weiser styles include: P, T and Elements styles include: Y					\$0.55
	820284	Machine Screws used on Weiser styles include: HFL, MIL					\$3.15
	83258-001	Reversible Lever Hex Wrench (3/32")					\$0.65


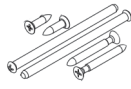
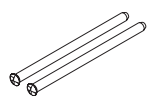
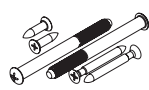
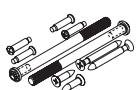
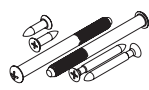
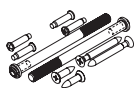
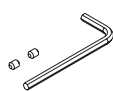

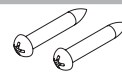
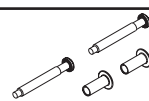
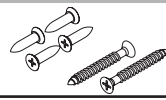

## REVERSIBLE LEVERSET SCREWS

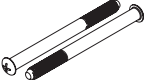




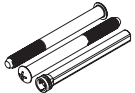
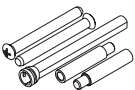
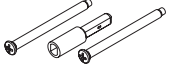
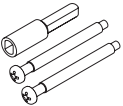
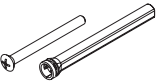

	PART #	FUNCTION	FINISH				
			3/5	15/15A/502	26/26D	690/11P/501/514	NA
	83254-001	Passage/Privacy/Interior Entry SMT					\$0.20
	83255-001	Interior Pin & Tumbler Entry					\$0.20
	83256-001	Exterior Entry Pin & Tumbler					\$0.20
	83257-001	Exterior Entry SMT					\$0.20




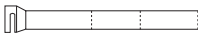




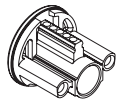


## HANDLESETS



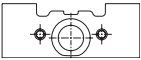
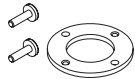
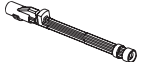
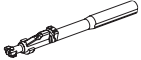










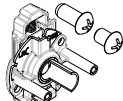
	PART #	FUNCTION	FINISH				
			3/5	15/15A/502	26/26D	690/11P/501/514	NA
	86151	Handleset Screw Pack	\$1.25	\$1.25	\$1.25	\$1.25	
	82215	Sex Nut Set & Wood Screw	\$2.05	\$2.05	\$2.05	\$2.05	
	82213	Decorative Cap Screw and Washer					\$0.75
	88322	Sex Nut Set & Wood Screw	\$5.50	\$5.50	\$5.50	\$5.50	



	PART #	FUNCTION	FINISH				
			3	15/15A/502	26/26D	690/11P/501/514	NA
	86171	GDC 9471 Deadbolt Screw Pack	\$1.25	\$1.25	\$1.25	\$1.25	
	86099	GDC 9371 Deadbolt Screw Pack	\$2.05	\$2.05	\$2.05	\$2.05	
	86073	One-Way Screws GDC 9371	\$1.15	\$1.15	\$1.15	\$1.15	
	81247	GCD 9471 Deadbolt Screw Pack	\$4.25	\$4.25	\$4.25	\$4.25	
	81261	GCD 9371 Deadbolt Screw Pack	\$9.15	\$9.15	\$9.15	\$9.15	
	820083	GD 9471 Deadbolt Screw Pack	\$4.25	\$4.25	\$4.25	\$4.25	
	820084	GD 9371 Deadbolt Screw Pack	\$9.15	\$9.15	\$9.15	\$9.15	
	81251	GCD 9471 Series Deadbolt, Turnpiece Screw & Wrench					\$4.25
	820285	SSD9471 Deadbolt Screw Pack		\$4.25	\$4.25	\$4.25	
	820286	SDD9371 Deadbolt Screw Pack		\$9.15	\$9.15	\$9.15	
INACTIVE	PART #	FUNCTION	FINISH				
			3	15/15A/502	26/26D	690/11P/501/514	NA
	81708	Inactive Mounting Screws	\$1.05	\$1.05	\$1.05	\$1.05	
	81892	Inactive Adapter	\$5.40	\$5.40	\$5.40	\$5.40	
LATCH	PART #	FUNCTION	FINISH				
			3	15/15A/502	26/26D	690/11P/501/514	NA
	81711	Latch & Strike Screws	\$0.70	\$0.70	\$0.70	\$0.70	
	82893	3846 Strike Screw Pack	\$2.80	\$2.80	\$2.80	\$2.80	

THICK DOOR CONVERSION	PART #	FUNCTION	FINISH				
			3/5	15/15A/502	26/26D	690/11P/501/514	NA
	81248-002	GCD 9471 Thick Door Pack					\$5.00
	820289	SSD9471 Deadbolt Thick Door Pack		\$5.00	\$5.00	\$5.00	
	820290	SSD9471 Deadbolt Thick Door Pack		\$5.00	\$5.00	\$5.00	
	81249-001	GCD 9371 Thick Door Pack					\$5.00
	820291	Thick Door Pack, Kwikset and Signature Series Lever Styles: HFL, MIL		\$5.00	\$5.00	\$5.00	
	81691	GD 9471 Deadbolt Thick Door Pack	\$5.00	\$5.00	\$5.00	\$5.00	
	86129 86130	GDC 9471 Thick Door Pack GDC 9371 Thick Door Pack	\$5.00	\$5.00	\$5.00	\$5.00	
	81714-001	Thick Door Pack, Knobs H, L, HT					\$5.00
	81706	Thick Door Pack, Knobs & Lever Styles	\$5.00	\$5.00	\$5.00	\$5.00	
	81838	Thick Door Pack, Handleset Adapter	\$2.70	\$2.70	\$2.70	\$2.70	
	81781	Thick Door Pack, All Active & Dummy Handles Sets	\$5.00	\$5.00	\$5.00	\$5.00	

MISC. PARTS	PART #	FUNCTION	FINISH											N/A	
			3	5	15	15A	26	26D	11P	501	502	514			
	820071-001	GDC 9371/9471 Cylinder Guard													\$3.45
	82746	GDC 9371/9471 Cylinder Guard Cover	\$4.35		\$4.35				\$4.35	\$4.35	\$4.35	\$4.35	\$4.35		
	82216	GCD 9471 Cylinder Guard Cover	\$8.15	\$8.15	\$8.15			\$8.15	\$8.15	\$8.15	\$8.15	\$8.15	\$8.15		
	84991-001	GDC 9471 Torque Blade												\$1.80	
	83273	GDC 9471 Thumb Turn	\$7.10	\$7.10	\$7.10	\$7.10	\$7.10	\$7.10	\$7.10	\$7.10	\$7.10	\$7.10	\$7.10		
	82217	GCD 9471 Thumb Turn	\$20.20	\$20.20	\$20.20			\$20.20	\$20.20	\$20.20	\$20.20	\$20.20	\$20.20		
	81295-001	Quick-Install Mounting Plate, Collections Hancock Knob												\$2.80	
	87789-001	Reinforcing Plate, GCD 9471												\$1.35	
	82778	Inactive Cylinder, GDC 9471			\$4.55					\$4.55					
	81402-001	Handleset Thick Door Spindle												\$1.70	
	81239-001	GCD Body Inactive Cylinder												\$10.55	

MISC. PARTS	PART #	FUNCTION	FINISH							NA
			3	5	15	15A	26	26D	11P	
	81226	Inactive Cylinder Cover	\$3.05	\$3.05	\$3.05	\$3.05	\$3.05	\$3.05	\$3.05	
	84990-001	GDC Tailpiece								\$1.80
	84568-001	GDC Block, Bolt Mounting								\$1.05
	81404-001	Non-Handed Levers Inactive Adapter, Elements								\$10.90
	88841-001	Welcome Home & Elements Privacy Knobs Interior Round Spindle								\$0.65
	87628-001	Collections Entry Interior Round Spindle								\$0.95
	85624-001	3-1/2" Screw Driver Bit (10 Pack)								\$5.25
	88448-001	U.L. Shield Knobs/Levers								\$5.10
	81857-001	U.L. Shield Deadbolts 2 1/8" Cross Bore								\$5.10
	820085-001	U.L. Shield 1 1/2 Cross Bore								\$5.10
	81822-001	DB 2-1/8" Adapter for GCD 9471 / 9371 - GD 9471 / 9371								\$2.80
	84987-001	.835" Torque Blade								\$1.70
	84988-001	1.37" Torque Blade Double Cylinder Thick Door								\$1.70
	84992-001	2.491" Torque Blade Single Cylinder Thick Door								\$1.70
	84994-001	1.40" Torque Blade, Thick Door								\$1.15
	84993-001	1.097" Torque Blade, Standard Door								\$1.70
	800003-547	Finish Sample Ring								\$14.60
	800004-349	Handleset Mechanism								\$10.80

SMARTCODE	PART NUMBER	FUNCTION	FINISH			
			3BR	15	11P	NA
	83306	Smartcode Deadbolt Top Cover	\$11.55	\$11.55	\$11.55	
	83307	Deadbolt and Lever Top Battery Holder				\$1.75

