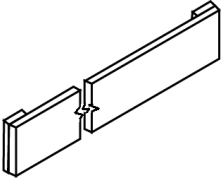


# RUGGED, STYLISH PUSH AND PULL BARS

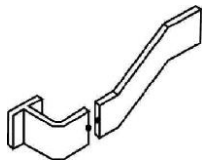


TRIMCO#	1630	1630B
P	3/4"	3/4" exterior, 7/8" interior bar
CTC	Specify	Specify
M	3/8" x 2-1/2"	3/8" x 2-1/2"
BHMA	J501	J501

Br, Bz, PI, SS

**Push Bar** (single bar)

**Push Bar** (Pair, BTB)



TRIMCO#	1633
P	3-1/8"
CTC	Specify
M	3/8" x 2-1/2"
BHMA	J501

Br, Bz, PI, SS

**Push Bar**  
Single Bar  
**ADA**



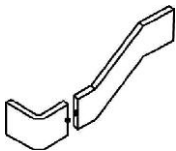
TRIMCO#	1633-1
P	3-1/4"
CTC	14"
M	3/8" x 1-1/2"

Br, Bz, PI, SS

**Push Bar**  
Single Bar  
**ADA**

NOTE: Push/Pull Bars and Sets are custom made and not returnable. Specify Center to Center where appropriate.

**Standard Mountings** - See Page 3.



TRIMCO#	1637
P	2-1/2"
CTC	Specify
M	3/8" x 1-1/4"
BHMA	J501
	Less pad

Br, Bz, Al, SS, PI

**Push Bar**  
Single Bar  
**ADA**



TRIMCO#	J1637
P	2-1/2"
CTC	Specify
M	3/8" x 1-1/4"
BHMA	J501
	Less pad

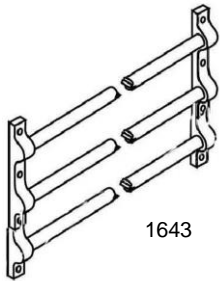
S

**"J" hook ONLY for the 1637 Push Bar**

CTC = center to center, M = material, OA = overall size, P = projection

BR = brackets, CTC = center to center, D = diameter, GP = grip projection, M = material, P = projection

# PUSH AND PULL BARS




1643

TRIMCO#	1643	1644
BR	5/8" x 8"	5/8" x 11"
D	5/8"	5/8"
P	1"	1"
CTC	Specify	Specify
M	5/8" OD Tube	5/8" OD Tube
BHMA	J501	J501
	3 Bar Set	4 Bar Set

Br, Bz, PI

## Push Bar Set

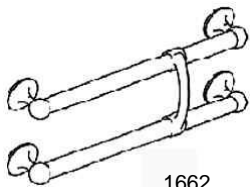


1661

TRIMCO#	1661	1662
D	1"	1"
P	2-1/2"	2-1/2"
GP		3-1/2"
CTC	Specify	Specify
M	1" OD Tube	1" OD Tube
BHMA	J501	J502
	Single Bar	2 Bar and Grip

Br, Bz, PI

## Push Bar Set ADA



1662

NOTE: Push/Pull Bars and Sets are custom made and not returnable.  
Specify Center to Center where appropriate.  
**Standard Mountings** - See Page 3.



TRIMCO#	1698
P	2-3/8"
CTC	Specify
M	3/8" x 2-1/2"
CL	2"
BHMA	J501

Br, Bz, PI, SS

## Push Bar Single Bar ADA