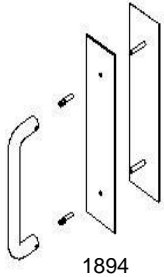


PULLS & PUSH AND PULL PLATES



1894

TRIMCO#	1894-3	1895-3	1896-4B
OA	3-1/2" x 15"	3-1/2" x 15"	4" x 16"
CTC	6"	8"	10"
D	3/4"	1"	1"

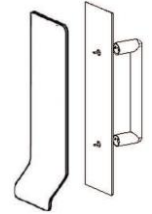
Br, Bz, SS

Cylinder Pull Plates


1807 Plate X 1194 Series

Note: Other Sizes Available, please inquire or see our flyers.

Also available in



1896-4B




TRIMCO# 9550

OA	3/16" x 6" x 9" Lgth
M	Ext. Aluminum
P	1-1/2"
CTC	7"
CL	1-1/4"

Al

Push / Pull

 Square corners. Smooth, Clean surface is ideal for engraving (extra cost). **ADA** when mounted on narrow stile aluminum doors.


TRIMCO# 9551

OA	3/16" x 6" x 9" Lgth
M	Ext. Aluminum
P	1-1/2"
CTC	7"
CL	1-1/4"

Al

 Round corners. Smooth, Clean surface is ideal for engraving (extra cost). **ADA** when mounted on narrow stile aluminum doors.

Surface on through-bolt mounting



TRIMCO# 9560

OA	3-1/2" x 11-3/8"
M	628 Pull x 628 Insert
P	2-7/8"
CTC	10"
BR	A

9561

OA	3-1/2" x 11-3/8"
M	628 Pull x Black Insert
P	2-7/8"
CTC	10"
BR	A

Al

Offset Entrance Door Pull

 Aluminum Pull x Insert **ADA**


TRIMCO# 9566

OA	9" Lgth
M	Ext. Aluminum
CTC	7"

Al

Push / Pull

Smooth, Clean surface is ideal for engraving your logo up to 2-1/2" max. (extra cost). Customize your store front with this pull.

ADA when mounted on narrow stile aluminum doors. Anodizing available at extra cost. Installs above any type lock. Made in USA..