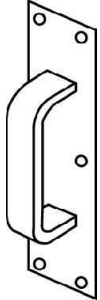
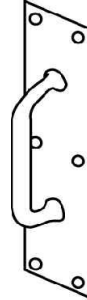


HEAVY GAUGE PUSH / PULL PLATES



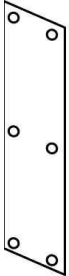
TRIMCO#	1802-4
OA	1/8" x 4" x 16"
P	2"
G	1139-1
PP	1807-4
CL	1-3/4"
CTC	6"
BHMA	J407
	Br, Bz, Pl

Pull Plate
Beveled top and bottom
ADA



TRIMCO#	1804-4
OA	1/8" x 4" x 16"
P	2-1/4"
G	1117-1
PP	1807-4
CL	1-1/2"
CTC	5"
BHMA	J407
	Br, Bz, SS

Pull Plate
Beveled top and bottom
ADA



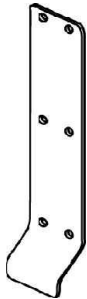
TRIMCO#	1807-4
OA	1/8" x 4" x 16"
BHMA	J304
	Br, Bz, SS

Push Plate
Beveled top and bottom



TRIMCO#	1809-4
OA	1/8" x 4" x 16"
BHMA	J304
	Br, Bz, SS

Push Plate
Beveled four sides



TRIMCO#	1820	1820-11
OA	1/8" x 3-1/2" x 16-1/2"	1/8" x 8" x 16-1/2"
P	1-1/2"	1-1/8"
CL	1-1/8"	1-1/8"
BHMA	J303	J303
		Br, Bz, SS

Push / Pull Plate



1822-1



1822-2

TRIMCO#	1822	1822-2
OA	1/8" x 2" x 3-3/4"	1/8" x 3" x 4-1/2"
P	7/8"	7/8"
CL	3/4"	3/4"
		Br, Bz, SS

Cylinder Pull
Specify **1822-1** for
1821 with no
Cylinder cut-out.

Cylinder Pull
for Dead Bolt only.
2-1/8" opening.

NOTE: All 1800 Series plates are 1/8" thick.