



# Electronic Security Price Book 23

Effective January 31, 2011

## Includes:

- AD-Series Adaptable Electronic Locks
- CO-Series Electronic Locks
- Credentials
- Readers & Keypads
- Biometric Readers
- bright blue
- Security Management System
- Electromagnetic Locks
- System Components
- Power Supplies



## Customer Care Sales Support and Technical Product Support Contact Information

<b>Brand</b>	<b>Phone Number</b>	<b>Fax Number (order entry)</b>
Schlage Electronics Security	877-671-7011 (Toll Free) 512-712-1316 (International)	800-452-0665
Schlage bright blue.	877-671-7011 (Toll Free) 512-712-1316 (International)	800-452-0665
Schlage Security Management System	877-671-7011 (Toll Free) 512-712-1316 (International)	800-452-0665
Schlage Biometrics Access Control	877-671-7011 (Toll Free) 512-712-1316 (International)	408-341-4101

For online technical documentation, visit [www.schlage.com/support](http://www.schlage.com/support)

Headquarters  
Ingersoll Rand Security Technologies  
11819 North Pennsylvania Street  
Carmel, IN 46032  
317-810-3700

<b>TERMS AND CONDITIONS</b>	<b>ii-iii</b>	<b>SECURITY MANAGEMENT SYSTEM</b>	
<b>LIMITED LIFETIME WARRANTY</b>	<b>iv</b>	Software Levels	SMS-1
Electromagnetic Locks	iv	Express Level Software Packages	SMS-2
Networked Readers & Credentials	v	Select Level Software Packages	SMS-3
<b>SOLUTIONS OVERVIEW</b>	<b>vi-vii</b>	Software Package Upgrades	SMS-4
<b>AD-SERIES</b>		Scramble Keypad from Schlage	SMS-5
Overview	AD-1	NISCA ID	SMS-6
Adaptable Electronic Locks	AD-2	Badge Accessories	SMS-7
How To Order	AD-3	Training Courses	SMS-8
AD-200 Offline; Rights on Locks	AD-4	Maintenance Agreements	SMS-9
AD-250 Offline; Rights on Card	AD-10		
AD-300 Networked Hardwired	AD-16	<b>ELECTROMAGNETIC LOCKS</b>	
AD-400 Networked Wireless	AD-22	M490 High Security	EM-2
AD-Series 993 Dummy Trim	AD-28	M450 Max Security	EM-3
Accessories	AD-30	M420 Traffic Control Series	EM-4
CT5000 Offline Controller	AD-30	M490DE Delayed Egress Series	EM-5
AD-301 Networked Hardwired (FIPS Compliant)	AD-30	40 Full Featured Series	EM-6
AD-401 Networked Wireless (FIPS Compliant)	AD-34	70 Full Featured Series	EM-7
AD-301/AD-401 FIPS Accessories	AD-40	Filler Plates and Angle Brackets	EM-8
	AD-46	M490G Gate Lock	EM-9
		320M Mini Mortise Mount	EM-9
		GF3000 Shear Lock Mortise Series	EM-10
		GF3000 Shear Lock Surface Series	EM-11
<b>CO-SERIES</b>			
Overview	CO-2	<b>SYSTEM COMPONENTS</b>	
How To Order	CO-3	8200 Series Consoles	SC-2
CO-100 Offline; Manually Programmable	CO-4	800 Series Remote and Local Monitoring Stations	SC-2
CO-200 Offline; Computer Programmable		672 Touchbar	SC-3
with user Rights on Locks	CO-10	692 SmartBar	SC-4
CO-250 Offline; Computer Programmable with		600 Series Heavy Duty Pushbuttons	SC-5
user Rights on Magnetic Stripe Card	CO-16	700 Series Entry Level Pushbutton	SC-6
CO-993DT Non-functioning Dummy Trim for Exit	CO-22	650 Series Heavy Duty Keyswitches	SC-7
CO-Series Accessories	CO-24	Door Position Switches	SC-8
		Door Cords	SC-8
		Electric Horns	SC-9
<b>CREDENTIALS</b>		Scanners/PIRs	SC-9
aptiQ™ Smart Card	CR-2	740 Series Emergency Break Glass	SC-9
SmartCard Credentials	CR-3	660 Series Surface Mini Box	SC-9
Proximity Readers and Credentials	CR-5	442S Series Cabinet Lock	SC-10
Magnetic Stripe Credentials	CR-6	443BP Battery Powered Cabinet Lock	SC-10
		PB405/PB405S Power Bolts	SC-11
<b>NETWORKED READERS</b>		<b>POWER SUPPLIES</b>	
Multi-Technology Readers from Schlage	NR-2	PS902 Power Supplies + Option Boards	PS-2
Contactless Smart Card Readers	NR-2	PS904 Power Supplies + Option Boards	PS-3
Proximity Readers	NR-3	PS906 Power Supplies + Option Boards	PS-4
Magnetic Stripe Readers	NR-3		
iButton Readers	NR-3	<b>AGENCY LISTINGS</b>	
Scramble Keypads from Schlage	NR-4	<b>DOOR &amp; FRAME HANDING CHART</b>	<b>MSC-2</b>
Electronic Keypads	NR-4	<b>SYSTEM DESIGN GUIDE</b>	<b>MSC-6</b>
		<b>KEY SYSTEMS SUMMARY</b>	<b>MSC-7</b>
			<b>MSC-8</b>
<b>BIOMETRICS</b>		<b>PARTS</b>	
Terms and Conditions	BI-1	<b>AD-Series Parts</b>	<b>Parts-1</b>
General Ordering Information	BI-2	<b>Biometric Spare Parts</b>	<b>Parts-10</b>
Biometric Readers	BI-3		
Biometric Options	BI-4		
Biometric Accessories	BI-6		
<b>bright blue</b>			
Reader Controller	bb-2		
Power Supplies	bb-2		
Reader Interface	bb-2		
Printers & Accessories	bb-3		
Demo Kit	bb-3		
Schlage Dealer Training Courses &			
Maintenance Contract	bb-3		
Video Integration	bb-3		

**NOTE: If you are viewing this document online, you can click on an item to advance you to the specific price book page.**

# Terms & Conditions



## INGERSOLL-RAND COMPANY, SECURITY TECHNOLOGIES SECTOR, GENERAL TERMS AND CONDITIONS OF SALE AND SERVICE

**1. GENERAL.** (a) This Agreement contains the terms and conditions by which Company will quote and sell its Products and Services to Customer. (b) The terms "purchase order" or "order" for the purposes of this Agreement include the term "request for quotation," as appropriate. (c) This Agreement supersedes all *pre-printed* and boilerplate terms and conditions set forth in any purchase order issued by Customer. (d) No reference herein to Customer's purchase order will in any way incorporate *different or additional terms and conditions* which are hereby objected to. (e) **ANY ACCEPTANCE BY COMPANY OF CUSTOMER'S PURCHASE ORDER IS EXPRESSLY CONDITIONED ON THE CUSTOMER'S ASSENT TO AND ACCEPTANCE OF THE TERMS AND CONDITIONS CONTAINED IN THIS AGREEMENT.** (f) In the event of a *conflict* between this Agreement and a purchase order issued by Customer, the terms of this Agreement will prevail. In the event of a *conflict* between this Agreement and any specific Product or Service terms and conditions, the specific Product or Service terms and conditions will prevail.

### 2. SCOPE OF PRODUCTS AND SERVICES AND ORDERS.

(a) **Scope of Products and Services.** The scope of the Products and Services (including, but not limited to location) are (i) attached to this Agreement, (ii) separately furnished by Company to Customer, or (iii) subject to Section 1 herein, contained in an order submitted by Customer. Non-standard finishes and special items may be available. Contact Company for such availability. All Products that come in "kits" cannot be sold as individual pieces. See the specific product terms and conditions for exceptions. (b) **Orders.** All orders submitted by Customer must be in written form acceptable to Company. (c) **Receipt of an Order.** Company will acknowledge receipt of each order issued in accordance with this Agreement and will notify Customer whether such order has been accepted or rejected, in whole or in part, by Company. If Company fails to acknowledge receipt of an order, within a reasonable time period, such failure to acknowledge receipt will be deemed a rejection of the entire order. (d) **Changes to Orders or Cancellation of Orders.** Change order request and Cancellations can be by phone, fax, or email. Changes and Cancellations are allowed without penalty if made within 48 hours of order receipt if the order has not shipped. Some exceptions do apply - please consult the factory. After 48 hours, all changes or cancellations are subject to a charge of 25% of the net product or service value plus the cost of any fabrication or raw materials that have been purchased for the order. Unless otherwise specified by Company in writing, any changes to orders acknowledged by Company that affect the delivery date will be deemed a new order and will require acknowledgement by Company as provided in this Section 2. The Customer cannot change or cancel credential orders and biometrics orders once they have been placed. If a change or cancel must occur, then the Customer will pay a penalty to change credential and biometrics orders.

**3. PRICES AND PAYMENT.** (a) **Prices.** The prices specified by Company are subject to change, without notice, to Company's prices in effect at the time of each shipment of Products or performance of Services. Additional charges may be applied for product modification or engineering services. Oral prices specified by Company are null and void. (b) **Invoices.** Company will submit invoices to Customer stating amounts due. (c) **Payment Terms.** Payment terms are 2% cash discount 20 days, net 35 days from date of invoice. Payment will be made in United States dollars. (d) **Credit Terms.** All orders are subject to Company's credit limit and terms of credit required by Company or contained in Company's credit application, which is subject to change by Company at any time either before or after delivery of any part of the order. Company reserves the right to request payment in advance of shipment or any order or to request adequate assurances for Customer's payment of an order and may withhold or stop shipment, without any liability to Company, until Customer submits payment or assurance of payment, as required by Company. (e) **Default.** If Customer is in default in payment or otherwise with respect to any order for Products or Services or any other contract with Company, Company shall have the right, in addition to all other legal remedies and without prejudice to any of its right hereunder, to defer further shipments until such default is corrected and to declare all outstanding bills of Customer to be immediately due and payable. (f) **Taxes.** Any taxes, charges, or duties imposed by any governmental authority on the sale of Products or Services will be paid by Customer, in addition to the selling price specified by Company. (g) **Late Payment Charge.** A late payment charge of 1.5% per month equivalent to 18% per annum will be charged on past due balances owed Company. Provided however, that in the event that applicable governmental law sets a maximum rate for late payment fees which is less than 18% per annum, then the late payment charge assessed will be set at the maximum rate permitted by law.

### 4. INSPECTION, DELIVERY, SHIPPING, FREIGHT CHARGES, CLAIMS, AND PACKING.

(a) **Inspection.** Inspection of Products and Services will be done by Customer immediately after receipt of Products or completion of Services. Inspection of Products or Services by Customer at Company's facility is not permitted. (b) **Delivery.** Product delivery schedules are based upon current production capacities, material or component availability, and inventory, and may be changed by Company as conditions require. Service delivery schedules are based upon prompt receipt of, and prompt access to, Customer's equipment and all information necessary to complete the Services. In no event will Product or Service delivery dates be construed as falling within the meaning of "time is of the essence." Partial delivery shall be accepted by Customer and paid for at the price and on the terms stated herein. Any partial delivery of Products or Services, shall constitute a separate sale and payment shall be separately made when due. If any part of the Products or Services are not delivered by Company in accordance with Customer's order, this Agreement shall not be affected thereby. (c) **Shipping.** Unless otherwise specified by Company, (i) where the Customer is located in the United States, all Products will be sold "Uniform Commercial Code, F.O.B. Origin, Company's factory"; and (ii) where the Customer is located outside of the United States, all Products will be sold "Ex-works, Company's factory (Incoterms 2000)." In either instance, title and risk of loss will pass to Customer upon delivery to the carrier at Company's factory. Provided however, a security interest will remain in the Products, regardless of mode of attachment to realty or other property, until full payment has been made therefore, and Customer agrees, upon request, to do all things and acts necessary to protect Company's interest by adequately insuring the Products against loss from damage from any cause and to have Company named as an additional insured. Copies of all Certificates of Insurance will be provided to Company upon request. Customer will also assist Company in providing all necessary documents or signatures required to file any documents to perfect Company's interest in such Products. (d) **Freight Charges.** The full cost of freight, via a carrier of our choice, will be allowed (and prepaid) on shipments of the net dollar amount or more indicated in the chart below within the United States of America, excluding all territories.

Brand	Net Dollar Amount
Schlage Mechanical	\$7,000
Schlage Electronic Security (excluding Biometrics and Software & Controllers)	\$7,000
Schlage Biometrics	Freight Charges Apply
Schlage Software & Controllers	Freight Charges Apply
Von Duprin	\$7,000
LCN	\$7,000
IR FASTERACK	\$7,000
Falcon Locks	\$5,000
Falcon Exits	\$5,000
Falcon Closers	\$5,000
Falcon FASTERACK	\$5,000
Ives & Glynn-Johnson	\$1,000
Steelcraft	Refer to separate freight terms

On shipments of the net dollar amount or more to all foreign countries and US territories, freight will be allowed (and prepaid) to the Port of Embarkation. Shipments under the net dollar amount will be prepaid by Ingersoll Rand and 3.0% of the net invoice amount or \$10, whichever is greater, will be added to the invoice. All expedited methods of shipment, such as "next day air", will be prepaid by Ingersoll Rand but the entire shipping costs will be added to the invoice. Ingersoll Rand will ship as requested, freight collect, if the customer is willing to bear the entire expense and so indicates on the order. Once received by IR, a purchase order cannot be combined with another purchase order to qualify for freight allowed. In addition the customer may not combine any of the brands or product categories listed above on a single purchase order to qualify for freight allowed, except in the case of FASTERACK. IR FASTERACK may not be combined with Falcon FASTERACK to qualify for freight allowed. (e) **Claims.** All claims for loss or damage to Products while in the care, custody, and/or control of a carrier will be the responsibility of Customer, who will submit any claims. (f) **Packing.** Company will pack, mark, and ship the Products according to its standard procedures for shipment, unless the parties agree, in writing, that Company will comply with any special instructions provided by Customer. Compliance with special instructions may result in an increased price.

**5. CLAIMS.** Claims due to shortages, errors, omissions, damaged goods, or defective material must be submitted within 30 days from the date of the invoice.

**6. PRODUCT CHANGES.** Company reserves the right to change without notice the design of, or the process of manufacturing, the Products covered by this Agreement; provided that the foregoing will not be construed as relieving Company from its obligation to deliver Products which conform to the specifications which Company may have furnished to Customer.

**7. PRODUCT RETURNS.** Purchased material can only be returned to the factory by obtaining Return Material Authorization (RMA) and must be returned to Company within 90 days of issuance of the RMA. Returned material must be new, unused, non-obsolete, and non-specially manufactured and been in Customer's inventory no more than 180 days from the date of shipment by Company. The RMA number, the original invoice number, and the reason for the return must be included in the return. If the company approves the return, a credit will be issued to the Customer's account less freight and a handling charge of 35% of the net material on the original invoice. Handling charges may vary depending on the condition of the return. The amount of final credit will be determined upon receipt at the factory and analyzing the condition of the material. Factory retains the right to deny credit to anyone for any reason.

**8. TECHNICAL INFORMATION AND ADVICE.** (a) All designs, data, and specifications provided by Company are proprietary and will not be disclosed or reused by Customer without the prior written consent of Company. (b) Company assumes no obligation or liability for any advice given by Company, the results obtained, or damages incurred, and all such advice is given and accepted at Customer's risk.

### 9. INTELLECTUAL PROPERTY OWNERSHIP.

Nothing herein is a grant or license or right under any specific patent or intellectual property asset of either party. With regard to intellectual property ownership, all intellectual property and related intellectual property rights (hereinafter "IP") owned by one party before the date of this Agreement will remain owned by that party. All IP conceived, developed, or reduced to practice as part of this Agreement after the date and during the term of this Agreement shall be owned by the party creating the intellectual property if created by one party without the benefit of the other party's IP. All IP created jointly will be owned by the parties jointly, in direct proportion to monetary contribution. The party that has a majority interest shall manage the jointly owned IP. Neither party shall disclose any of the other party's IP to a third party without prior written consent. All intellectual property and related documents which are confidential shall remain subject to the terms and conditions of this Agreement for twenty (20) years from its effective date, unless such information is made public before this time expires.

### 10. LIMITED WARRANTY.

(a) Company's Standard Limited Warranty(ies) relating to *Products or Services* are applicable to this Agreement. The limited warranty(ies) are (i) attached to this Agreement; (ii) separately identified in the specific Product Price Book; or (iii) separately furnished by Company to Customer.

(b) (i) In the event that certain Product warranties are not attached to this Agreement or separately furnished, Company warrants only to Customer that Products will be free from defects in material and workmanship for a period of 12 months from the date of shipment of the Products. CO-Series locks, AD-Series locks, AD-Series Reader Modules, WPR400, WRI400, WSM400 TK400, CT5000, PIM400, PIM401, PIB300, and PIB301 will be warranted for a period of 12 months from the date of installation, not to exceed 24 months from the date of shipment from the factory. Company's sole obligation under this warranty is limited to repairing or replacing, at its option, the defective Products. (ii) The provisions of this limited Product warranty do not apply to Products: (A) used for the purposes for which they are not designed or intended;

(B) which have been repaired or altered without Company's prior written consent; (C) which have been subjected to misuse, abuse, negligence, or accident; (D) which have been improperly stored, installed, maintained, or operated; (E) which have been used in violation of written instructions provided by Company to Customer; (F) which have subjected to improper temperature, humidity, or other environmental conditions; (G) which have been affected by normal wear and tear; or (H) which, based on Company's examination, do not disclose to Company's satisfaction nonconformance to the warranty.

(c) (i) In the event that certain Service warranties are not attached to this Agreement or separately furnished, Company warrants only to Customer that the Services will be free from defects in material and workmanship for a period of 6 months from the date of completion of the particular items of Service. Company's sole obligation under this warranty is limited to repairing or replacing, at its option, the defective Products. (ii) The provisions of this limited Product warranty do not apply to Products: (A) used for the purposes for which they are not designed or intended; (B) which have been repaired or altered without Company's prior written consent; (C) which have been subjected to misuse, abuse, negligence, or accident; (D) which have been improperly stored, installed, maintained, or operated; (E) which have been used in violation of written instructions provided by Company to Customer; (F) which have subjected to improper temperature, humidity, or other environmental conditions; (G) which have been affected by normal wear and tear; or (H) which, based on Company's examination, do not disclose to Company's satisfaction nonconformance to the warranty.

(c) (i) In the event that certain Service warranties are not attached to this Agreement or separately furnished, Company warrants only to Customer that the Services will be free from defects in material and workmanship for a period of 6 months from the date of completion of the particular items of Service. Company's sole obligation under this warranty is limited to repairing or reperformance, at its option, of the Service; provided however, if repair or reperformance is either impractical or impossible, the Company will refund to Customer that portion of the price paid to the Company for the defective item of Service. This warranty only applies if the company is given written notice of the defect or nonconformance by the Customer within 30 days of discovery. (ii) The provisions of this limited Service warranty does not apply to any defects or issues with the design or performance of equipment or products not manufactured by Company, nor does it apply to any code compliance or permit requirements for the assembly, installation, erection, or construction of any goods.

**(d) NO OTHER WARRANTIES, EXPRESS OR IMPLIED, ARE MADE WITH RESPECT TO THE PRODUCTS OR SERVICES INCLUDING, BUT NOT LIMITED TO, ANY IMPLIED WARRANTY OF MERCHANTABILITY OR FITNESS FOR A PARTICULAR PURPOSE.**

(e) The following costs and expenses are not covered by the provisions of these limited warranties: (i) labor costs for the removal and reinstallation of Products or other manufacturer's products; (ii) shipping and freight expenses required to return Products to Company; (iii) normal maintenance; and (iv) economic losses. In addition, the provisions of this warranty are not applicable to anything other than defects in Company's material (products only) or workmanship.

**11. CUSTOMER'S REMEDIES, THE CUSTOMER'S EXCLUSIVE AND SOLE REMEDY ON ACCOUNT OF, OR IN RESPECT OF, THE FURNISHING OF PRODUCTS OR SERVICES THAT DO NOT CONFORM TO THIS AGREEMENT WILL BE TO (A) SECURE REPAIR OR REPLACEMENT OF THE PRODUCTS; OR (B) SECURE REPAIR OR REPERFORMANCE OF THE SERVICES OR TO OBTAIN A REFUND OF THE PRICE PAID FOR THE DEFECTIVE SERVICE, ALL AT COMPANY'S OPTION. IN NO EVENT WILL THE COMPANY'S MAXIMUM LIABILITY EXCEED THE SELLING PRICE FOR THE PRODUCTS OR ITEM OF SERVICE.**

**12. LIMITATION OF LIABILITY. IN NO EVENT WILL COMPANY BE LIABLE FOR INCIDENTAL, CONSEQUENTIAL, INDIRECT, SPECIAL, OR PUNITIVE DAMAGES INCLUDING, BUT NOT LIMITED TO, LOSS OF USE OF THE PRODUCTS, SERVICE INTERRUPTION, LOSS OF PROFITS, LOSS OF REVENUE, INTEREST, LOST GOODWILL, WORK STOPPAGE, IMPAIRMENT OF OTHER GOODS, LOSS BY REASON OF SHUTDOWN OR NON-OPERATION, INCREASED EXPENSES OF OPERATION, OR CLAIMS OF CUSTOMER'S CUSTOMERS, WHETHER BASED ON CONTRACT, WARRANTY, TORT (INCLUDING, BUT NOT LIMITED TO, STRICT LIABILITY OR NEGLIGENCE), PATENT INFRINGEMENT, OR OTHERWISE, EVEN IF ADVISED OF THE POSSIBILITY OF SUCH DAMAGES.**

**13. STATUTE OF LIMITATIONS. NO ACTION ARISING OUT OF ANY CLAIMED BREACH OF THIS AGREEMENT BY COMPANY MAY BE BROUGHT BY CUSTOMER MORE THAN ONE (1) YEAR AFTER THE CAUSE OF ACTION HAS ARISEN.**

**14. CONSUMER PRODUCTS.** With respect to "consumer products" as defined under the Magnuson-Moss Warranty Act ("MMWA"), the following statements are made. (a) Some states do not allow limitations on how long an implied warranty lasts, so the above limitation may not apply to you. **IF ANY IMPLIED WARRANTY IS PROVIDED UNDER THE MMWA, IT IS LIMITED TO THE DURATION OF THE WARRANTY PROVIDED IN SECTION 10 ABOVE.** (b) Some states do not allow the exclusion or limitation of incidental or consequential damages, so the above limitation or exclusion may not apply to you. (c) This warranty gives you specific legal rights and you may also have other rights which vary from state to state.

**15. FORCE MAJEURE.** Any delay or failure of Company to perform its obligations hereunder will be excused to the extent that it is caused by an event or occurrence beyond its control such as, by way of example and not by way of limitation, acts of God, actions by any governmental authority (whether valid or invalid), governmental laws and regulations not presently in effect, fires, floods, windstorms, explosions, riots, natural disasters, wars, sabotage, accidents, labor problems (including, but not limited to, lockouts, strikes, and slowdowns) at Company's facility, its source plant or their suppliers, inability to obtain power, material, labor equipment, or transportation, or court injunction or order. The delivery date will be extended for a time equal to that of the delay and the schedule for Company's performance will be deemed adjusted in the individual order(s) to that effect.

**16. ENTIRE AGREEMENT AND AMENDMENT.** This Agreement, together with any attachments or supplements specifically referenced in this Agreement, constitutes the entire agreement between the parties hereto and supersedes all previous communications, representations, or agreements, either oral or written, between the parties hereto with respect to the subject matter hereof. No agreement or understanding varying or expanding this Agreement will be binding upon either party hereto unless it is in writing and signed by a duly authorized representative thereof.

**17. TERMINATION.** (a) This Agreement may be terminated by either party by giving 30 days' written notice to the other party in the event of failure by such other party to fulfill any of its obligations hereunder. However, if during the period of such notice, such other party remedies such failure, this Agreement will continue with the same force and effect as if such notice had not been given. (b) This Agreement may be terminated upon the written mutual consent of the parties. (c) Either party may immediately terminate this Agreement by giving written notice to the other party in the event of the happening of any of the following or any other comparable event: (i) insolvency of the other party; (ii) filing of a petition in bankruptcy by or against the other party; (iii) appointment of a receiver or trustee for the other party; or (iv) execution of an assignment for the benefit of creditors by the other party, all of which will allow Company to demand reclamation of all affected orders. (d) Except as provided in this section 17, Customer may not terminate this Agreement, in whole or in part, unless Company's prior written consent is obtained and Customer agrees to pay all of Company's cancellation charges.

**18. GOVERNING LAW; VENUE; AND EXPENSES.** (a) This Agreement and any disputes or controversies arising hereunder will be governed by and construed according to the internal laws of the State of Indiana, United States of America, without regard to its conflict of law principles, and not including the United Nations Convention on Contracts for the International Sale of Goods. (b) Jurisdiction and venue with respect to any action, proceeding, or suit in connection with this Agreement will reside in the courts of the State of Indiana. (c) Customer agrees to pay for all expenses (including attorney's fees) incurred by Company in enforcing the obligations of Customer under this Agreement.

**19. COMPLIANCE WITH LAWS, EXPORT CONTROLS, CERTIFICATIONS, AND NUCLEAR LIABILITY.** (a) This Agreement is subject to, and Company and Customer will comply with, all laws and export controls, regulations, rules, orders, licenses, requirements, and governmental requests now or hereafter in effect in the United States of America that pertain to the Products or the initial sale of the Products or that pertain to Services. **Provided however,** Company is not responsible for obtaining or maintaining any permits for the performance of Services or the verification or compliance with any code requirements relative to the performance of Services. To the extent any sale of Products or Services pursuant to this Agreement may require approval of the U.S. Government, Company's obligations under this Agreement are conditioned upon the grant of such approval and upon compliance by Customer with any restrictions imposed by the U.S. Government in connection with such approval. (b) Certain Products are noted by Company as tested by independent laboratories for compliance with UL and/or ANSI standards. Any and all modifications or alterations to such Products will void such certification, and Company is not liable to Customer to certify any modified or altered Product. (c) In the event the Products are to be used in a nuclear facility, the Customer shall, prior to such use, arrange for insurance or governmental indemnity protecting Company against liability. The Customer hereby releases and agrees to indemnify Company and its suppliers for any nuclear damage including, but not limited to, loss of use, in any manner arising out of the nuclear incident, whether alleged to be due, in whole or in part by Company or its suppliers.

**20. NO INDUCEMENTS.** The parties hereto represent to each other and each agrees that, neither it nor any person acting on its behalf has, in contravention of any applicable law, given or offered to give, or will give or offer to give, any sum of money or other material consideration to any person, directly or indirectly, as an inducement to obtain business hereunder or to influence the granting of licenses or other governmental permissions to enter into this Agreement or perform obligations hereunder.

**21. SEVERABILITY.** If any provision of this Agreement is held to be invalid, illegal, or unenforceable under any statute, regulation, ordinance, executive order, or other rule of law, that provision will be deemed severed to the extent necessary to comply with such statute, regulation, ordinance, order, or rule. In the event such provision is deemed severed, the parties will negotiate in good faith to arrive at an alternative arrangement approximating the original business objective of the parties. The remaining terms and conditions of this Agreement will remain in effect.

**22. NO IMPLIED WAIVER.** The failure of either party at any time to require performance by the other party of any provision of this Agreement will in no way affect the right to require such performance at any time thereafter, nor will the waiver of either party of a breach of any provision of this Agreement constitute a waiver of any succeeding breach of the same or any other provision.

**23. MISCELLANEOUS.** (a) This Agreement does not constitute either party the agent or legal representative of the other party. Neither party is authorized to create any obligation on behalf of the other party including, but not limited to, the obligation for payment of any service or warranty obligation hereunder. (b) Neither this Agreement nor any right or obligation hereunder may be transferred or assigned by either party without the prior written approval of the other party, except that Company can transfer or assign this Agreement or any right or obligation (including, but not limited to the right to receive payments for any orders) to Ingersoll-Rand Company or an Ingersoll-Rand Company entity without first obtaining Customer's consent. (c) The rights and remedies herein reserved to Company will be cumulative and additional to any other or further rights and remedies provided at law or equity. (d) Customer does not have the right to setoff or to back charge against any amounts which become payable to Company under this Agreement or otherwise. (e) The official text of this Agreement is in the English language. If this Agreement is translated into another language, the English text will govern any question with respect to interpretation. (f) The headings in this Agreement are for convenience of reference only and do not affect the meaning of this Agreement in any manner.

**24. DEFINITIONS.** (a) "Agreement" means Ingersoll-Rand Company, Security Technologies Sector Terms and Conditions of Sale and Service. (b) "Company" means Ingersoll-Rand Company, Security Technologies Sector. (c) "Customer" means the Buyer. (d) "Buyer" means the purchaser of products or Services from Company. (e) "U.S." means United States of America.

# WARRANTY

## Schlage Electromagnetic Locks

### Limited Lifetime Warranty:

**Magnetic Coil Assembly.** Schlage warrants only to the End User of electromagnetic locks that the magnetic coil assembly of the electromagnetic locks will be free from defects in material and workmanship for the lifetime of such electromagnetic lock.

### Limited 12 Month or 18 Month Warranty:

**Electronic Module.** Schlage warrants only to the End User of electromagnetic locks that the electronic module of the electromagnetic locks will be free from defects in material and workmanship for a period of 12 months from the date of shipment of the electromagnetic locks from an authorized seller to the End User or a period of 18 months from the date of shipment of such electromagnetic locks from Schlage to an authorized seller, whichever period is shorter.

### Limitations:

Schlage's sole obligation under this warranty is limited to repairing and replacing, at its option, the defective electromagnetic locks. If Schlage chooses to replace a defective electromagnetic lock as provided herein, Schlage may replace the defective electromagnetic lock with an equal or upgraded electromagnetic lock, at its option.

NO OTHER WARRANTIES, EXPRESS OR IMPLIED, ARE MADE WITH RESPECT TO THE ELECTROMAGNETIC LOCKS INCLUDING, BUT NOT LIMITED TO, ANY IMPLIED WARRANTY OF MERCHANTABILITY OR FITNESS FOR A PARTICULAR PURPOSE. LOCKNETICS DOES NOT AUTHORIZE ANY PERSON TO CREATE FOR IT ANY OBLIGATION OR LIABILITY IN CONNECTION WITH ELECTROMAGNETIC LOCKS.

This warranty is exclusive and limited to the End User of the electromagnetic locks, and terminates upon the sale or transfer of the electromagnetic locks or the structure for which the electromagnetic locks are attached.

"End User" is defined in this limited warranty as the initial user of the products.

### Exclusions to Warranty:

The provisions of this limited warranty do not apply to electromagnetic locks: (i) used for purposes for which they are not designed or intended; (ii) which have been repaired or altered without Schlage's prior written consent; (iii) which have been subjected to misuse, abuse, negligence, or accident; (iv) which have been improperly stored, installed, maintained, or operated; (v) which have been used in violation of written instructions provided by Schlage to an authorized seller and/or End User; (vi) which have been subjected to improper temperature, humidity, or other environmental conditions; (vii) which have been affected by normal wear and tear; or (viii) which, based on Schlage's or authorized seller's examination, do not disclose to Schlage's or an authorized seller's satisfaction nonconformance to the warranty.

The following costs and expenses are not covered by the provisions of this limited warranty: (i) labor costs for the removal and reinstallation of electromagnetic locks; (ii) shipping and freight expenses required to return electromagnetic locks to Schlage or an authorized seller; (iii) normal maintenance; and (iv) economic losses.

THE PROVISIONS OF THIS LIMITED WARRANTY ARE NOT APPLICABLE TO ANYTHING OTHER THAN DEFECTS IN SCHLAGE'S MATERIAL OR WORKMANSHIP.

### End User's Remedies:

END USER'S EXCLUSIVE AND SOLE REMEDY ON ACCOUNT OF, OR IN RESPECT OF, THE FURNISHING OF ELECTROMAGNETIC LOCKS THAT DO NOT CONFORM TO THIS AGREEMENT WILL BE TO SECURE REPAIR OR REPLACEMENT OF THE ELECTROMAGNETIC LOCKS, AT SCHLAGE'S OPTION. IN NO EVENT WILL SCHLAGE'S MAXIMUM LIABILITY EXCEED THE SELLING PRICE FOR THE NON-CONFORMING ELECTROMAGNETIC LOCKS.

### Limitation of Liability:

IN NO EVENT WILL SCHLAGE BE LIABLE FOR INCIDENTAL, CONSEQUENTIAL, INDIRECT, SPECIAL, OR PUNITIVE DAMAGES INCLUDING, BUT NOT LIMITED TO, LOSS OF USE OF THE ELECTROMAGNETIC LOCKS, LOSS OF PROFIT, LOSS OF REVENUE, INTEREST, LOST GOODWILL, WORK STOPPAGE, IMPAIRMENT OF OTHER GOODS, LOSS BY REASON OF SHUTDOWN OR NON-OPERATION, INCREASED EXPENSES OR OPERATION, OR CLAIMS OF END USERS, WHETHER BASED ON CONTRACT, WARRANTY, TORT (INCLUDING, BUT NOT LIMITED TO, STRICT LIABILITY OR NEGLIGENCE), PATENT INFRINGEMENT, OR OTHERWISE, EVEN IF ADVISED OF THE POSSIBILITY OF SUCH DAMAGES.

### Statute of Limitations:

NO ACTION ARISING OUT OF ANY CLAIMED BREACH OF THIS AGREEMENT BY SCHLAGE MAY BE BROUGHT BY END USER MORE THAN ONE (1) YEAR AFTER THE CAUSE OF ACTION HAS ARISEN.

### Consumer Products:

With respect to "customer products" as defined under the Magnuson-Moss Warranty Act ("MMWA"), the following statements are made. (a) Some states do not allow the exclusion of limitation of incidental or consequential damages, so the above limitation or exclusion may not apply to the End User. (b) This warranty gives the End User specific legal rights and the End User may also have other rights which vary from state to state.

# WARRANTY

## Schlage Access Control Panels & Video Recorders

### Limited 1 Year Warranty:

Schlage warrants that its Access Control Panels and Video Recorders will be free from defects in materials and workmanship for a period of 1 year from the date of shipment of the Access Control Panel and Video Recorder products. The warranty applies only to the Buyer and does not extend to any other party.

### Limitations

Schlage reserves the right to replace any product under warranty with new or remanufactured product. Schlage will not be responsible for back charges, labor costs or removal or re-installation of said products. The foregoing limited warranty is exclusive and in lieu of all other warranties, whether oral, written, implied or statutory.

### End User's Remedies:

Remedy to the buyer will be defined as repair to defective parts or credit or reimbursement for the defective product in an amount not to exceed the purchase price.

### Limitation of Liability:

IN NO EVENT WILL SCHLAGE BE LIABLE FOR INCIDENTAL, CONSEQUENTIAL, INDIRECT, SPECIAL, OR PUNITIVE DAMAGES INCLUDING, BUT NOT LIMITED TO, LOSS OF USE OF THE CONTROL PANEL OR VIDEO RECORDER, LOSS OF PROFIT, LOSS OF REVENUE, LOSS OF INTEREST, LOST GOODWILL, WORK STOPPAGE, IMPAIRMENT OF OTHER GOODS, LOSS BY REASON OF SHUTDOWN OR NON-OPERATION, INCREASED EXPENSES OR OPERATION, OR CLAIMS OF END USERS, WHETHER BASED ON CONTRACT, WARRANTY, TORT (INCLUDING, BUT NOT LIMITED TO, STRICT LIABILITY OR NEGLIGENCE), PATENT INFRINGEMENT, OR OTHERWISE, EVEN IF ADVISED OF THE POSSIBILITY OF SUCH DAMAGES.

### Statute of Limitations:

NO ACTION ARISING OUT OF ANY CLAIMED BREACH OF THIS AGREEMENT BY SCHLAGE MAY BE BROUGHT BY END USER MORE THAN ONE (1) YEAR AFTER THE CAUSE OF ACTION HAS ARISEN.

### Consumer Products:

With respect to "customer products" as defined under the Magnuson-Moss Warranty Act ("MMWA"), the following statements are made. (a) Some states do not allow the exclusion of limitation of incidental or consequential damages, so the above limitation or exclusion may not apply to the End User. (b) This warranty give the End user specific legal rights and the End User may also have other rights which vary from state to state.

# WARRANTY

## Schlage Networked Readers and Credentials

### Limited Lifetime Warranty:

Schlage warrants that its Networked Reader and Credential products are free from defects in materials and workmanship for the lifetime of such Networked Reader and Credential products. The warranty applies only to the Buyer and does not extend to any other party.

### Limited 5 Year Warranty:

Schlage warrants that the keypad of its Networked Reader products will be free from defects in materials and workmanship for a period of 5 years from the date of shipment of the Networked Reader products. The warranty applies only to the Buyer and does not extend to any other party.

### Limitations

Schlage reserves the right to replace any product under warranty with new or remanufactured product. Schlage will not be responsible for back charges, labor costs or removal or re-installation of said products. The foregoing limited warranty is exclusive and in lieu of all other warranties, whether oral, written, implied or statutory.

### Exclusions to Warranty:

Items not included in Schlage's warranty are conditions in which Schlage has no control, including: catastrophe, improper installation or maintenance, modification, misuse, abuse, alteration, tampering or disassembly, undue electrical discharge or lightning strike, improper storage or use outside its intended and normal manner.

### End User's Remedies:

Remedy to the buyer will be defined as repair to defective parts or credit or reimbursement for the defective product in an amount not to exceed the purchase price.

### Limitation of Liability:

IN NO EVENT WILL SCHLAGE BE LIABLE FOR INCIDENTAL, CONSEQUENTIAL, INDIRECT, SPECIAL, OR PUNITIVE DAMAGES INCLUDING, BUT NOT LIMITED TO, LOSS OF USE OF THE CONTROL PANEL OR VIDEO RECORDER, LOSS OF PROFIT, LOSS OF REVENUE, LOSS OF INTEREST, LOST GOODWILL, WORK STOPPAGE, IMPAIRMENT OF OTHER GOODS, LOSS BY REASON OF SHUTDOWN OR NON-OPERATION, INCREASED EXPENSES OR OPERATION, OR CLAIMS OF END USERS, WHETHER BASED ON CONTRACT, WARRANTY, TORT (INCLUDING, BUT NOT LIMITED TO, STRICT LIABILITY OR NEGLIGENCE), PATENT INFRINGEMENT, OR OTHERWISE, EVEN IF ADVISED OF THE POSSIBILITY OF SUCH DAMAGES.

### Statute of Limitations:

NO ACTION ARISING OUT OF ANY CLAIMED BREACH OF THIS AGREEMENT BY SCHLAGE MAY BE BROUGHT BY END USER MORE THAN ONE (1) YEAR AFTER THE CAUSE OF ACTION HAS ARISEN.

### Consumer Products:

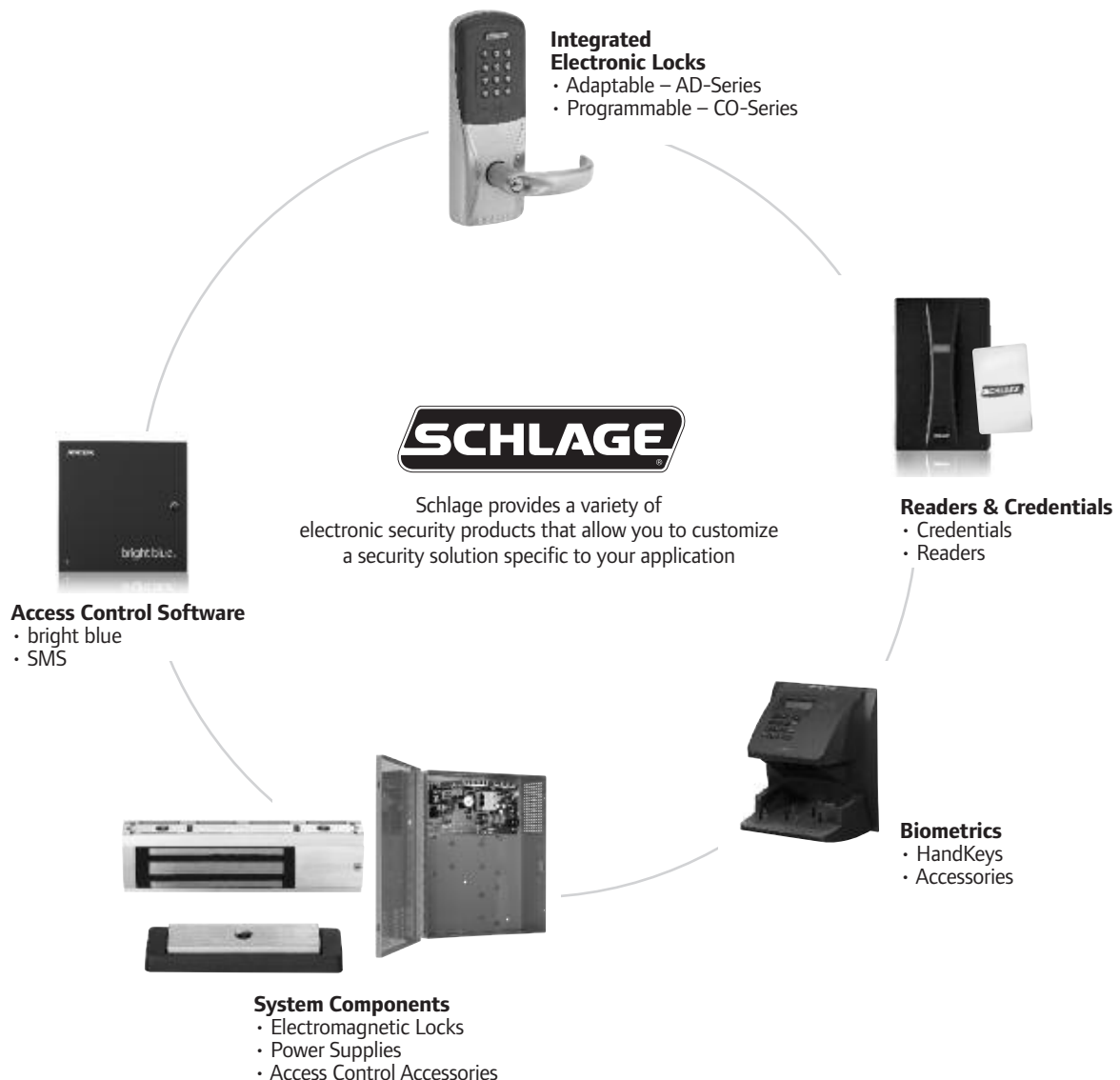
With respect to "customer products" as defined under the Magnuson-Moss Warranty Act ("MMWA"), the following statements are made. (a) Some states do not allow the exclusion of limitation of incidental or consequential damages, so the above limitation or exclusion may not apply to the End User. (b) This warranty give the End user specific legal rights and the End User may also have other rights which vary from state to state.



**For more than 90 years** Schlage has been providing innovative access control solutions. We are at the forefront of access control innovation, including contactless smart credentials, wireless security products and biometrics.

Schlage electronic security offers the most extensive range of access control and security management solutions on the market today. This comprehensive line of products allows you to build a complete access control system from the ground up. For facilities with existing access control systems, the open architecture design of Schlage electronic security products facilitates easy integration into your existing system. Because Schlage understands that your needs will evolve over time, Schlage also provides the opportunity for an easy migration path as technology advances.

At Schlage, we understand that each facility has unique security requirements. Our extensive line of products, flexible options and ability to adapt to your existing environment make it easy to find a solution that will fit your security needs . . . whatever they may be.



# Schlage Solutions Overview



Schlage offers comprehensive security solutions for each facility. To help you identify which solution is right for your facility, here are some reader technologies with their compatible credential technologies. Schlage readers and credentials are designed on an open architecture platform. For more details on compatibility, please refer to the data sheets.

## Credential Compatibility

	PIN	Magnetic Stripe (1,2,3 Track)	Proximity Card (125 kHz)	Smart Card (13.56 MHz)	iButton	Biometric (Hand Geometry)	FIPS 201 Compliant
<b>AD-Series Readers</b>	AD-Series Keypad Reader (KP)	X					
	AD-Series Magnetic Stripe + Keypad Reader (MGK (Insert) or MSK (Swipe))	X	X				
	AD-Series Magnetic Stripe Reader (MG (Insert) or MS (Swipe))		X				
	AD-Series Proximity + Keypad Reader (PRK)	X		X			
	AD-Series Proximity Reader (PR)			X			
	AD-Series Smart Card + Keypad Reader (SMK)	X			X		
	AD-Series Smart Card Reader (SM)				X		
	AD-Series Multi-Technology + Keypad Reader (MTK)	X		X	X		
	AD-Series Multi-Technology Reader (MT)			X	X		
AD-Series Multi-Technology FIPS Compliant Reader (FMK)	X			X		X	
<b>CO-Series Readers</b>	CO-Series Keypad Reader (KP)	X					
	CO-Series Magnetic Stripe (Swipe) + Keypad Reader (MSK)	X	X				
	CO-Series Magnetic Stripe (Swipe) Reader (MS)		X				
	CO-Series Proximity + Keypad Reader (PRK)	X		X			
	CO-Series Proximity Reader (PR)			X			
<b>Networked Readers</b>	SXF1100 Multi-Technology Reader - Mullion			X	X		X
	SXF1200 Contactless Smart Card Reader - Mullion				X		X
	SXF1500 Multi-Technology Reader - Wall Mount			X	X		X
	SXF2100 Multi-Technology Reader - Mid-Range			X	X		X
	SXF2110 Multi-Technology Reader - Mid-Range + Keypad	X		X	X		X
	SXF1060-MF Contactless MIFARE Reader - Mini-Mullion				X		
	SXF1560 Contactless Smart Card Reader - Wall Mount				X		
	SXF2200 Contactless Smart Card Reader - Mid-Range				X		X
	SXF2210 Contactless Smart Card Reader - Mid-Range + Keypad	X			X		X
	SXF1050 Proximity Reader - Mini-Mullion			X			
	SXF1550 Proximity Reader - Wall Mount			X			
	SXF2110P-K Proximity Reader - Mid-Range + Keypad	X		X			
	SMR5 Magnetic Stripe Card Reader		X				
	SMR10 Magnetic Stripe Card Reader		X				
	SMR20 Magnetic Stripe Card Reader + Keypad	X	X				
	SRT-100 iButton Mullion Mount Reader					X	
	SERIII-W Scramble Keypad	X					
	SERII-WB Scramble Keypad	X					
	SEKPDMWG Electronic Keypad - Mullion Mount	X					
	SEKPDWG Electronic Keypad	X					
	SEKPD8B Electronic Keypad	X					
<b>Biometrics</b>	HandKey-2 (F-Series)	X	X	X	X		X
	HandKey ID3D-R / RW (E-Series)	X	X				X

**NOTE:** For reader options required for credential compatibility see datasheets. Biometrics Readers have reader options that may need to be added to the standard reader to achieve the credential compatibility results illustrated above.

**AD-SERIES TABLE OF CONTENTS**

<b>Overview</b>	<b>AD-1</b>	<b>AD-Series 993 Non- Functioning "Dummy" Trim</b>	<b>AD-30</b>
<b>Adaptable Electronic Locks</b>	<b>AD-2</b>		
<b>How To Order</b>	<b>AD-5</b>	<b>CT5000 Offline Controller</b>	<b>AD-32</b>
<b>AD-200 Offline; Rights on Locks</b>	<b>AD-6</b>	<b>Accessories</b>	<b>AD-34</b>
Cylindrical	AD-6		
Mortise/Mortise Deadbolt	AD-8	<b>AD-301 &amp; 401 (FIPS Compliant) Overview</b>	<b>AD-38</b>
Exit Trim	AD-10		
<b>AD-250 Offline; Rights on Card</b>	<b>AD-12</b>	<b>AD-301 Networked Hardwired (FIPS Compliant)</b>	<b>AD-40</b>
Cylindrical	AD-12	Cylindrical	AD-40
Mortise/Mortise Deadbolt	AD-14	Mortise/Mortise Deadbolt	AD-42
Exit Trim	AD-16	Exit Trim	AD-44
<b>AD-300 Networked Hardwired</b>	<b>AD-18</b>	<b>AD-401 Networked Wireless (FIPS Compliant)</b>	<b>AD-46</b>
Cylindrical	AD-18	Cylindrical	AD-46
Mortise/Mortise Deadbolt	AD-20	Mortise/Mortise Deadbolt	AD-48
Exit Trim	AD-22	Exit Trim	AD-50
<b>AD-400 Networked Wireless</b>	<b>AD-24</b>	<b>AD-301/AD-401 FIPS Accessories</b>	<b>AD-52</b>
Cylindrical	AD-24		
Mortise/Mortise Deadbolt	AD-26		
Exit Trim	AD-28		



*AD-Series electronic locks from Schlage are built from the ground up to provide more options, more functionality and more compatibility than any other solution on the market today.*



## AD-Series Adaptable Electronic Locks

With the AD-Series, one platform translates to an endless number of adaptable solutions. You can choose the features and functions that are right for the application today, and upgrade to meet your evolving needs in the future.

AD-Series

The **Class** of the lock determines how the lock communicates with the Access Control System, four options are available:

- AD-200: Offline; user access rights stored in the lock
- AD-250: Offline; user access rights stored on magnetic stripe card
- AD-300: Networked/Hardwired; Direct RS-485 connection or Wiegand or Clock & Data
- AD-400: Networked/Wireless; 900 MHz, Secure encrypted data transmission

NOTE: FIPS 201 Compliant Locks are available, please see pages AD-38 and AD-53

The AD-Series is available in three locking **Chassis** options as well as three exit trim options:

- CY: Cylindrical
- MS: Mortise
- MD: Mortise Deadbolt
- 993R: Exit Trim — Rim/Concealed Vertical Rod (CVR)
- 993S: Exit Trim — Surface Vertical Rod (SVR)
- 993M: Exit Trim — Mortise
- 993DT: Non-Functioning “Dummy” Trim Exit Device

With the AD-Series you can upgrade from offline to networked in the future in a few easy steps:

- 1) Add a new communication module
- 2) Re-flash the lock with the HDD
- 3) Connect the lock to the access control system.

The AD-Series is available with four **locking functions** which are adaptable in the field:

### Classroom/Storeroom

Lockset is normally secure. Inside lever always allows free egress. Valid toggle credentials on the exterior may be used to change to a passage or secured status.

### Privacy

Lockset is normally secure. Inside lever always allows free egress. Interior pushbutton on inside housing may be used to select a privacy status. The interior pushbutton will disable normal electronic access from the exterior. Opening the door or pressing the interior pushbutton a second time on the inside housing deactivates the privacy status.

### Office

Lockset is normally secure. Inside lever always allows free egress. Interior pushbutton on inside housing may be used to select a passage or secured status. Meets need for lockdown function for safety and security. NOTE: Valid toggle credentials on the exterior may also be used to change status.

### Apartment

Lockset is normally secure. Inside lever always allows free egress. Interior-pushbutton on inside housing may be used to select a passage or secured status. Opening the door or pressing the interior pushbutton causes the lockset to toggle unsecured. While toggled unsecured, the lockset can only be secured while the door is closed by pressing the interior pushbutton or using a normal credential on the exterior. Normal electronic access from the exterior is always allowed.

The AD-Series is available with eleven different credential reader options which are adaptable in the field.

Credential Reader Type	DESCRIPTION
MT: Multi-Technology MTK: Multi-Technology w/ Keypad	Single solution that reads 125 kHz proximity and 13.56 MHz smart credentials
SM: Smart Card SMK: Smart Card with Keypad	Reads 13.56 MHz smart credentials for enhanced encryption and increased data capacity.
PR: Proximity PRK: Proximity with Keypad	Reads 125 kHz proximity credentials
MG: Magnetic Stripe (Insert) MGK: Magnetic Stripe with Keypad (Insert) MS: Magnetic Stripe (Swipe) MSK: Magnetic Stripe with Keypad (Swipe)	Configurable to read the complete Track 1, 2 or 3
KP: Keypad Only	12 button design

Please visit [www.schlage.com/ad-series](http://www.schlage.com/ad-series) for complete details.

## AD-Series Compatibility

### Cylinder Compatibility

Key-in-lever design accepts many popular models of standard, SFIC, and FSIC cylinders.

Cylinder Compatibility	Full Size (key-in-lever 6 pin)		FSIC (6 pin)		SFIC (6 & 7 Pin)	
Schlage	●	▲	●	▲	●	▲
Falcon	●	▲				▲
Sargent		▲		▲		▲
Corbin Russwin				▲		▲
Yale (also includes Medeco & Competitive OEM's)				▲		▲

● = with cylinder ▲ = less cylinder Note: See pricebook for specific configurations.

### Exit Device Compatibility

Exit trim utilizes universal hardware to simplify installation to a variety of exit devices.

Exit Device Compatibility		Rim	SVR	CVR	Mortise
Von Duprin	98/99 and 98/99XP	●	●	●	●
Von Duprin	22/22F	▲	▲		
Falcon	25	▲	▲		
Corbin Russwin	5000	▲			
Precision	21	▲			
Yale	7000	▲			
Dorma	9300	▲			

● AD-200 and AD-250 as well as AD-300 and AD-400 with low current Request-To-Exit-Switch

▲ AD-200 and 250 Offline locks Only

## AD-Series Standalone/Offline Systems

The HHD-Kit is used to initialize, manage and test AD-Series devices. The HHD utilizes the Schlage Utility Software (SUS) to configure, diagnose and upload firmware when needed.

For offline devices, such as the AD-200 & AD-250, the SUS is utilized to transfer access control data, including authorized user lists, time zones, and holiday schedules via the HHD to the locks. The SUS is also utilized to download audit trail information from offline devices to the HHD and then transfer that data to the access control management software.



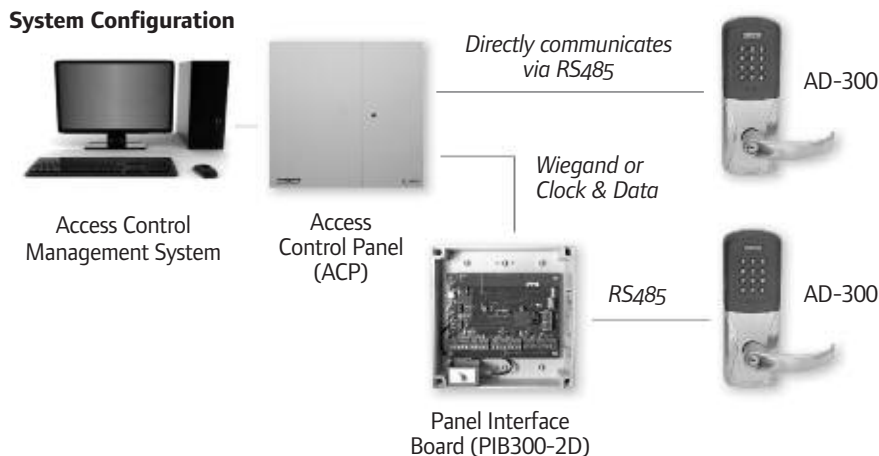
## AD-Series Networked Systems

The AD-Series combines all the hardware components required at the door for a complete access control system into one integrated design to simplify installation. This includes the electrified lock, credential reader, request-to-exit and -enter sensors, door position switch, tamper guard and more.

The AD-Series is available with flexible hardwired and wireless networked options and can accommodate Wiegand, Clock & Data or RS485 connections to the access control panel or reader interface board.

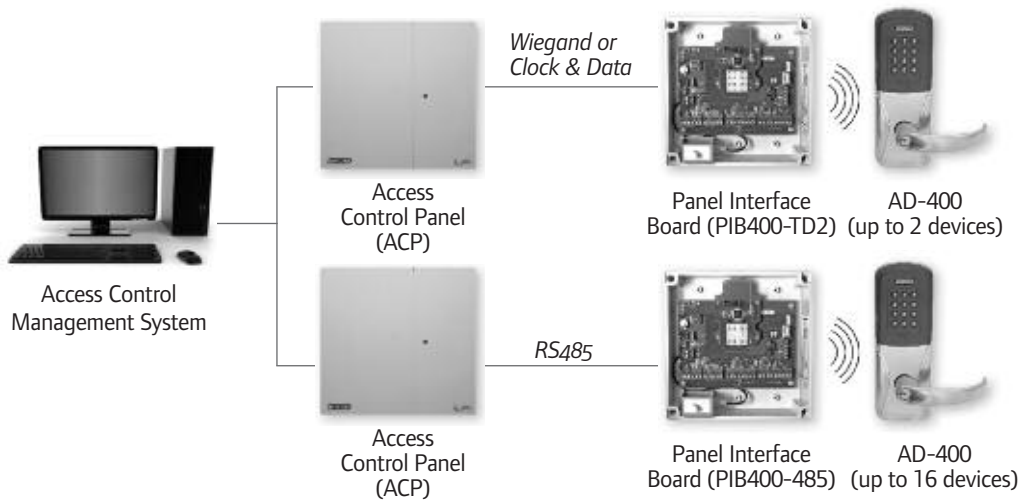
The following system configurations should be utilized as a guideline for specifying the AD-Series. Datasheets with technical specifications are available for download on [www.schlage.com/support](http://www.schlage.com/support). We suggest that you consult with your Access Control Provider to verify the specific features, functions and capabilities of the AD-Series.

### AD-300 Networked Hardwired Solution:



- PIB300-2D required for Wiegand or Clock and Data connection; supports up to 2 AD-300 devices

### AD-400 Networked Wireless Solution:



- PIM400-TD2 required for Wiegand or Clock & Data connection; supports up to 2 AD-400 devices
- PIM400-485-SBB required for connection to Schlage bright blue; supports up to 16 AD-400 devices
- If RS485 connection to other ACP is required, contact software provider

## How to Order:

### REQUIRED FIELDS

### FACTORY DEFAULT AND OPTIONS

AD- 400 - CY - 70 - MG - SPA - 626 - PD - C123 - RH - 4B - 13-049 - 10-025 - 1-3/4 -

**1. Series**

**2. Class**

- 200 Rights on Lock
- 250 Rights on Magnetic Card
- 300 Networked Hardwired
- 400 Networked Wireless

**3. Chassis:\***

- CY Cylindrical
- MS Mortise
- MD Mortise Deadbolt
- 993R Exit Trim - Rim/CVR
- 993S Exit Trim - SVR
- 993M Exit Trim - Mortise
- 993DT "Dummy" Exit Trim

**4. Function:\***

- 70 Classroom/Storeroom
- 50 Office
- 40 Privacy
- 60 Apartment

**5. Reader:\***

- KP Keypad
- MGK Magnetic Stripe + Keypad (Insert)
- MG Magnetic Stripe (Insert)
- MSK Magnetic Stripe + Keypad (Swipe)
- MS Magnetic Stripe (Swipe)
- PRK Proximity + Keypad
- PR Proximity
- SMK Smart Card + Keypad
- SM Smart Card
- MTK Multi-Technology + Keypad
- MT Multi-Technology

\* For specific options see individual class/chassis page

**6. Lever: Δ**

- SPA Sparta                      ATH Athens
- RHO Rhodes                    TLR Tubular

Δ Tactile warning, use prefix 8. Example 8SPA

**7. Finish:**

- 626 Satin Chrome
- 605 Bright Brass
- 606 Satin Brass
- 612 Satin Bronze
- 619 Satin Nickel
- 625 Bright Chrome
- 643e Aged Bronze
- 626AM Satin Chrome (Antimicrobial Coating)

**8. Cylinder Type:**

- PD Schlage 6-pin Full Cylinder (For options see individual Class/Chassis page)

**9. Keyway Type:**

- C123 Everest (For options see individual Class/Chassis page)

**10. Handing:**

- RH Right Handed
- LH Left Handed

**11. Battery Holder:**

- 4B - 4AA Battery Kit                      8B - 8AA Battery Kit

**12. Backset and Latch or Armor Front:**

- 13-049 2-3/4" Backset, Deadlatch, Square Corner, 1-1/8" x 2-1/4" (Standard on CY Chassis)
  - 09-663 Armor Front, 1-1/4" Wide, Square Corner (Standard on MS Chassis)
- For options see individual Class/Chassis page

**13. Strike:**

- 10-025 1-3/16" Lip, ANSI, no box, 1-1/4" x 4-7/8" (Standard on CY Chassis)
  - 10-072 1-3/16" Lip, 1-1/4" x 4-7/8" square corner, box (Standard on MS Chassis)
- For options see individual Class/Chassis page

**14. Door Thickness:**

- 1-3/4" (Standard)
- For options see individual Class/Chassis page

**15. Options**

Pricing/product description subject to change without notice

## 1-4. Select Chassis/Function

<b>AD-200-CY-70*</b>	Classroom/Storeroom	<b>\$1,375.00</b>
<b>AD-200-CY-50*</b>	Office	<b>\$1,385.00</b>
<b>AD-200-CY-40</b>	Privacy	<b>\$1,385.00</b>
<b>AD-200-CY-60</b>	Apartment	<b>\$1,385.00</b>

\* Less Door Position Switch, use suffix LDP. Deduct \$15.00



AD-200-CY-70-KP



MG



MGK



MS



MSK



PR  
SM  
MT



PRK  
SMK  
MTK

## 5. Select Reader<sup>Δ</sup>

<b>LLL</b>	Less Reader	<b>DEDUCT \$413.00</b>
<b>KP</b>	Keypad	<b>N/C</b>
<b>MS</b>	Magnetic Stripe (Swipe)	<b>\$77.00</b>
<b>MSK</b>	Magnetic Stripe + Keypad (Swipe)	<b>\$128.00</b>
<b>MG</b>	Magnetic Stripe (Insert)	<b>\$90.00</b>
<b>MGK</b>	Magnetic Stripe + Keypad (Insert)	<b>\$141.00</b>
<b>PR</b>	Proximity	<b>\$128.00</b>
<b>PRK</b>	Proximity + Keypad	<b>\$179.00</b>
<b>SM</b>	Smart Card	<b>\$256.00</b>
<b>SMK</b>	Smart Card + Keypad	<b>\$308.00</b>
<b>MT</b>	Multi-Technology I Proximity and Smart Card	<b>\$282.00</b>
<b>MTK</b>	Multi-Technology + Keypad I Proximity and Smart Card	<b>\$333.00</b>

<sup>Δ</sup> Reflects list price adder to base keypad reader price of \$413.00. For reader modules (sold separately) see page AD-34

## 6. Select Lever\*

<b>LLL</b>	Less interior and exterior levers	<b>DEDUCT \$32.00</b>
<b>SPA</b>	Sparta	<b>N/C</b>
<b>RHO</b>	Rhodes	<b>N/C</b>
<b>ATH</b>	Athens	<b>N/C</b>
<b>TLR</b>	Tubular	<b>N/C</b>

\*Tactile Warning (knurling) for exterior levers only use prefix 8. Example 8SPA \$31.30

## 7. Select Finish

<b>626</b>	Satin Chrome	<b>N/C</b>
<b>605</b>	Bright Brass	<b>\$108.00</b>
<b>606</b>	Satin Brass	<b>\$108.00</b>
<b>612</b>	Satin Bronze	<b>\$108.00</b>
<b>619</b>	Satin Nickel	<b>\$108.00</b>
<b>625</b>	Bright Chrome	<b>\$108.00</b>
<b>643e</b>	Aged Bronze	<b>\$108.00</b>
<b>626AM</b>	Satin Chrome Antimicrobial	<b>\$138.00</b>

## 8. Select Cylinder Type

<b>PD</b> ◊Δ	6 Pin Full Cylinder (Schlage)	<b>N/C</b>
<b>LD</b>	Less Full Cylinder (6 Pin: Schlage, Falcon)	<b>DEDUCT \$49.00</b>
<b>RD</b> ◊□	Schlage FSIC Cylinder Everest	<b>\$24.00</b>
<b>JD</b>	Less Schlage FSIC Cylinder	<b>DEDUCT \$25.00</b>
<b>GD</b> ◊□	Schlage SFIC Cylinder Everest	<b>\$55.00</b>
<b>BD</b>	Less SFIC Cylinder (Schlage, Falcon & Competitive OEM's)	<b>N/C</b>
<b>LD SAR</b>	Sargent Key-in-Lever (10L + 11L), less core	<b>DEDUCT \$49.00</b>
<b>JD SAR</b>	Sargent FSIC Cylinder, Less Core	<b>DEDUCT \$49.00</b>
<b>JD C06</b>	Corbin FSIC Cylinder, Less Core (6 Pin)	<b>DEDUCT \$49.00</b>
<b>JD YA6</b>	Yale FSIC Cylinder or Medeco 31*0100 FSIC Type (6 Pin), Less Core	<b>DEDUCT \$49.00</b>

◊ Master Keyed cylinders can be specified and will be shipped in lock packaging. For Master Keying Essentials form which should accompany the master keyed order, see MSC-9 – MSC-13.

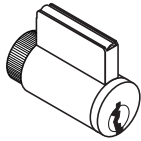
Δ For Master Keying, additional line item 50-210 is required for Classic and Everest cylinders, \$13.10 each.

□ Control Keys for installation/removal of interchangeable cores are not furnished and must be ordered separate.

For additional assistance on Master Keying as well as restricted keyways please contact customer service.



Full Cylinder  
PD LD LD SAR



## 9. Select Keying Type

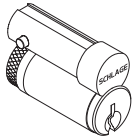
<b>C123</b>	Everest C123	N/C
<b>D*</b>	Everest D	\$9.30
<b>B*</b>	Everest B (SFIC)	\$52.00
<b>C/E/F</b>	Classic (C/E/F)	N/C

\* Everest Restricted Keyway requires a Letter of Authorization to be submitted with the order. See sample Letter of Authorization, MSC-14.

## 10. Select Handing (Field Reversible)

<b>RH</b>	Right Handed	N/C
<b>LH</b>	Left Handed	N/C
<b>RHR</b>	Right Handed Reverse	N/C
<b>LHR</b>	Left Handed Reverse	N/C

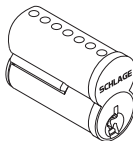
Full Size  
Interchangeable Core  
RD JD JD SAR JD C06 JD YA6



## 11. Select Battery

<b>LLL</b>	Less Battery Holder, Batteries, and Cover	DEDUCT \$20.00
<b>4B</b>	4AA Battery Kit	STANDARD
<b>8B</b>	8AA Battery Kit	\$30.00

Small Format  
Interchangeable Core  
GD BD



## 12. Select Backset & Latchbolt

<b>LLL</b>	Less Latch	DEDUCT \$23.10
<b>13-049</b>	2-3/4" Backset, Deadlatch, Square corner, 1-1/8" x 2-1/4"	STANDARD
<b>14-049</b>	2-3/4" Backset, Deadlatch Anti-friction fire door latch, Square corner, 1-1/8" x 2-1/4", 3/4" throw	\$121.00
<b>14-051</b>	2-3/8" Backset, Deadlatch Square corner, 1-1/8" x 2-1/4"	N/C
<b>14-050</b>	3-3/4" Backset, Deadlatch Square corner, 1-1/8" x 2-1/4"	\$7.20
<b>43-001</b>	5" Backset extensionlink, Deadlatch	\$19.20
<b>39-030*</b>	Rabbeted latch and strike kit, 605 and 626 only	\$35.10

\* Adapts square corner latch and 2-3/4" square corner strike to 1/2" rabbeted door and frame.

## 13. Select Strike Plate

<b>LLL</b>	Less Strike Plate	DEDUCT \$3.30
<b>10-025*</b>	1-3/16" Lip, ANSI, no box, 1-1/14" x 4-7/8"	STANDARD
<b>10-013**</b>	1-1/8" Lip, Square Corner, T-strike, box, 1-1/8" - 2-3/4"	N/C
<b>10-016</b>	1-1/8" Lip, Square Corner, T-strike, deap box, fire door latch	N/C
<b>K510-066</b>	Box for ANSI strike (Must be specific)	N/C

\* 1-3/8" Lip available, must specify 1-3/8" Lip \$5.30

\*\* 1-1/2" Lip available, must specify 1-1/2" Lip

## 14. Select Door Thickness

<b>1-3/4"</b>	1-3/4"	STANDARD
<b>1-3/8"</b>	1-3/8" to 2-3/4", Shims included (Specify in 1/8" increments)	\$65.00

Accessories available, see pages AD-34 – AD-37.

Accessories include Tamper Resistant Torx Screws, Decorative Plates, Handheld Device, etc.

Credentials available, see pages CR-2 – CR-5

## 1-3. Select Chassis/Mortise Type

AD-200-MS	Mortise	\$1,524.00
AD-200-MD	Mortise Deadbolt	\$1,581.00



AD-200-MS-70-MG



KP



MGK



MS



MSK



PR  
SM  
MT



PRK  
SMK  
MTK

## 4. Select Function

70*	Classroom/Storeroom (Not available on mortise deadbolt)	STANDARD
50*	Office (Not available on mortise deadbolt)	\$10.00
40	Privacy	\$10.00
60	Apartment	\$10.00

\* Less Door Position Switch, use suffix LDP. Deduct \$15.00

## 5. Select Reader<sup>Δ</sup>

LLL	Less Reader	DEDUCT \$413.00
KP	Keypad	STANDARD
MS	Magnetic Stripe (Swipe)	\$77.00
MSK	Magnetic Stripe + Keypad (Swipe)	\$128.00
MG	Magnetic Stripe (Insert)	\$90.00
MGK	Magnetic Stripe + Keypad (Insert)	\$141.00
PR	Proximity	\$128.00
PRK	Proximity + Keypad	\$179.00
SM	Smart Card	\$256.00
SMK	Smart Card + Keypad	\$308.00
MT	Multi-Technology I Proximity and Smart Card	\$282.00
MTK	Multi-Technology + Keypad I Proximity and Smart Card	\$333.00

<sup>Δ</sup> Reflects list price adder to base keypad reader price of \$413.00. For reader modules (sold separately) see page AD-34

## 6. Select Lever\*

LLL	Less interior and exterior levers	DEDUCT \$50.00
SPA	Sparta	N/C
RHO	Rhodes	N/C
ATH	Athens	N/C
TLR	Tubular	N/C

\*Tactile Warning (knurling) for exterior levers only use prefix 8. Example 8SPA \$31.30

## 7. Select Finish

626	Satin Chrome	N/C
605	Bright Brass	\$108.00
606	Satin Brass	\$108.00
612	Satin Bronze	\$108.00
619	Satin Nickel	\$108.00
625	Bright Chrome	\$108.00
643e	Aged Bronze	\$108.00
626AM	Satin Chrome Antimicrobial	\$138.00

## 8. Select Cylinder Type

PD ○Δ	6 Pin Full Cylinder (Schlage)	N/C
LD	Less Full Cylinder (6 Pin: Schlage, Falcon)	DEDUCT \$49.00
RD ○□	Schlage FSIC Cylinder Everest	\$24.00
JD	Less Schlage FSIC Cylinder	DEDUCT \$25.00
GD ○□	Schlage SFIC Cylinder Everest	\$55.00
BD	Less SFIC Cylinder (Schlage, Falcon & Competitive OEM's)	N/C
LD SAR	Sargent Key-in-Lever (10L + 11L), less core	DEDUCT \$49.00
JD SAR	Sargent FSIC Cylinder, Less Core	DEDUCT \$49.00
JD C06	Corbin FSIC Cylinder, Less Core (6 Pin)	DEDUCT \$49.00
JD YA6	Yale FSIC Cylinder or Medeco 31*0100 FSIC Type (6 Pin), Less Core	DEDUCT \$49.00

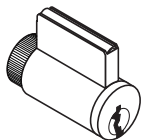
○ Master Keyed cylinders can be specified and will be shipped in lock packaging. For Master Keying Essentials form which should accompany the master keyed order, see MSC-9 – MSC-13.

Δ For Master Keying, additional line item 50-210 is required for Classic and Everest cylinders, \$13.10 each.

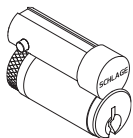
□ Control Keys for installation/removal of interchangeable cores are not furnished and must be ordered separate.

For additional assistance on Master Keying as well as restricted keyways please contact customer service.

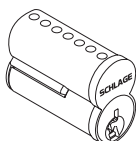
Full Cylinder  
PD LD LD SAR



Full Size  
Interchangeable Core  
RD JD JD SAR JD C06 JD YA6



Small Format  
Interchangeable Core  
GD BD



## 9. Select Keying Type

<b>C123</b>	Everest C123	N/C
<b>D*</b>	Everest D	\$9.30
<b>B*</b>	Everest B (SFIC)	\$52.00
<b>C/E/F</b>	Classic (C/E/F)	N/C

\* Everest Restricted Keyway requires a Letter of Authorization to be submitted with the order.  
See sample Letter of Authorization, MSC-14.

## 10. Select Handing (Field Reversible)

<b>RH</b>	Right Handed	N/C
<b>LH</b>	Left Handed	N/C
<b>RHR</b>	Right Handed Reverse	N/C
<b>LHR</b>	Left Handed Reverse	N/C

## 11. Select Battery

<b>LLL</b>	Less Battery Holder, Batteries, and Cover	DEDUCT \$20.00
<b>4B</b>	4AA Battery Kit	STANDARD
<b>8B</b>	8AA Battery Kit	\$30.00

## 12. Select Mortise Lock Armor Front

<b>LLL</b>	Less Armor Front	DEDUCT \$11.10
<b>09-663</b>	1-1/4" Wide Square Corner, Latch for MS	STANDARD
<b>09-669</b>	1-1/16" Wide Square Corner, Latch, options for MS	N/C
<b>09-666</b>	1-1/4" Wide Square Corner, Latch x Deadbolt for MD	STANDARD
<b>09-672</b>	1-1/16" Wide Square Corner, Latch x Deadbolt, Options for MD	N/C

## 13. Select Strike Plate

<b>LLL</b>	Less Strike	DEDUCT \$8.60
<b>10-072</b>	1-3/16" Lip, 1-1/4" x 4-7/8", Square Corner, box,	STANDARD
<b>10-072</b>	7/8", 1", 1-1/2", 1-3/4", or 2" Lip, 1-1/4" x 4-7/8", Square Corner, box	N/C
<b>10-075</b> ○	1/2" Rabbeted	\$70.90
<b>37-015</b>	Strike Frame Reinforcer, specify 37-015	N/C
<b>XL11-820</b> △	One hole for latching functions, RH & LHR doors Lip 1-3/16"	\$8.70
<b>XL11-821</b> △	One hole for latching functions, LH & RHR doors Lip 1-3/16"	\$8.70

○ For 1-3/4" thick doors, use wide armor front. For over 1-3/4" thick door extended equally (EE) use 1-1/4" wide armor front.

△ Extended leadtime, consult customer service.

## 14. Select Door Thickness

<b>1-3/4"</b>	1-3/4"	STANDARD
<b>1-3/8"</b>	1-3/8" to 2-3/4", Shims included (Specify in 1/8" increments)	\$65.00

Accessories available, see pages AD-34 – AD-37.

Accessories include Tamper Resistant Torx Screws, Decorative Plates, Handheld Device, etc.

Credentials available, see pages CR-2 – CR-5

## 1-3. Select Chassis/Exit Trim Type\*

<b>AD-200-993R</b>	Exit Rim/† Concealed Vertical Rod	<b>\$1,646.00</b>
<b>AD-200-993S</b>	Exit Surface Vertical Rod	<b>\$1,662.00</b>
<b>AD-200-993M</b>	Exit Mortise Lock	<b>\$1,662.00</b>

\* See page AD-11 for exit device compatibility. † Metal door only.



AD-200-993-70-MGK



KP



MG



MS



MSK



PR

SM

MT



PRK

SMK

MTK

## 4. Select Function

<b>70*</b>	Classroom/Storeroom	<b>STANDARD</b>
------------	---------------------	-----------------

\* Less Door Position Switch, use suffix LDP. Deduct \$15.00

## 5. Select Reader<sup>Δ</sup>

<b>LLL</b>	Less Reader	<b>DEDUCT \$413.00</b>
<b>KP</b>	Keypad	<b>STANDARD</b>
<b>MS</b>	Magnetic Stripe (Swipe)	<b>\$77.00</b>
<b>MSK</b>	Magnetic Stripe + Keypad (Swipe)	<b>\$128.00</b>
<b>MG</b>	Magnetic Stripe (Insert)	<b>\$90.00</b>
<b>MGK</b>	Magnetic Stripe + Keypad (Insert)	<b>\$141.00</b>
<b>PR</b>	Proximity	<b>\$128.00</b>
<b>PRK</b>	Proximity + Keypad	<b>\$179.00</b>
<b>SM</b>	Smart Card	<b>\$256.00</b>
<b>SMK</b>	Smart Card + Keypad	<b>\$308.00</b>
<b>MT</b>	Multi-Technology I Proximity and Smart Card	<b>\$282.00</b>
<b>MTK</b>	Multi-Technology + Keypad I Proximity and Smart Card	<b>\$333.00</b>

<sup>Δ</sup> Reflects list price adder to base keypad reader price of \$413.00. For reader modules (sold separately) see page AD-34

## 6. Select Lever\*

<b>LLL</b>	Less Lever	<b>DEDUCT \$16.00</b>
<b>SPA</b>	Sparta	<b>N/C</b>
<b>RHO</b>	Rhodes	<b>N/C</b>
<b>ATH</b>	Athens	<b>N/C</b>
<b>TLR</b>	Tubular	<b>N/C</b>

\*Tactile Warning (knurling) use prefix 8. Example 8SPA \$31.30

## 7. Select Finish

<b>626</b>	Satin Chrome	<b>N/C</b>
<b>605</b>	Bright Brass	<b>\$108.00</b>
<b>606</b>	Satin Brass	<b>\$108.00</b>
<b>612</b>	Satin Bronze	<b>\$108.00</b>
<b>619</b>	Satin Nickel	<b>\$108.00</b>
<b>625</b>	Bright Chrome	<b>\$108.00</b>
<b>643e</b>	Aged Bronze	<b>\$108.00</b>
<b>626AM</b>	Satin Chrome Antimicrobial	<b>\$138.00</b>

## 8. Select Cylinder Type

<b>PD</b> ◯△	6 Pin Full Cylinder (Schlage)	<b>N/C</b>
<b>LD</b>	Less Full Cylinder (6 Pin: Schlage, Falcon)	<b>DEDUCT \$49.00</b>
<b>RD</b> ◯□	Schlage FSIC Cylinder Everest	<b>\$24.00</b>
<b>JD</b>	Less Schlage FSIC Cylinder	<b>DEDUCT \$25.00</b>
<b>GD</b> ◯□	Schlage SFIC Cylinder Everest	<b>\$55.00</b>
<b>BD</b>	Less SFIC Cylinder (Schlage, Falcon & Competitive OEM's)	<b>N/C</b>
<b>LD SAR</b>	Sargent Key-in-Lever (10L + 11L), less core	<b>DEDUCT \$49.00</b>
<b>JD SAR</b>	Sargent FSIC Cylinder, Less Core	<b>DEDUCT \$49.00</b>
<b>JD C06</b>	Corbin FSIC Cylinder, Less Core (6 Pin)	<b>DEDUCT \$49.00</b>
<b>JD YA6</b>	Yale FSIC Cylinder or Medeco 31*0100 FSIC Type (6 Pin), Less Core	<b>DEDUCT \$49.00</b>

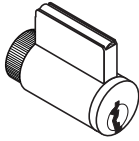
○ Master Keyed cylinders can be specified and will be shipped in lock packaging. For Master Keying Essentials form which should accompany the master keyed order, see MSC-9 – MSC-13.

△ For Master Keying, additional line item 50-210 is required for Classic and Everest cylinders, \$13.10 each.

□ Control Keys for installation/removal of interchangeable cores are not furnished and must be ordered separate.

For additional assistance on Master Keying as well as restricted keyways please contact customer service.

Full Cylinder  
PD LD LD SAR

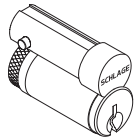


**9. Select Keying Type**

<b>C123</b>	Everest C123	N/C
<b>D*</b>	Everest D	\$9.30
<b>B*</b>	Everest B (SFIC)	\$52.00
<b>C/E/F</b>	Classic (C/E/F)	N/C

\* Everest Restricted Keyway requires a Letter of Authorization to be submitted with the order. See sample Letter of Authorization, MSC-14.

Full Size  
Interchangeable Core  
RD JD JD SAR JD CO6 JD YA6



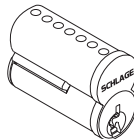
**10. Select Handing** (Field Reversible)

<b>RHR</b>	Right Handed Reverse	N/C
<b>LHR</b>	Left Handed Reverse	N/C

**11. Select Battery**

<b>LLL</b>	Less Battery Holder, Batteries, and Cover	DEDUCT \$20.00
<b>4B</b>	4AA Battery Kit	STANDARD
<b>8B</b>	8AA Battery Kit	\$30.00

Small Format  
Interchangeable Core  
GD BD



**12-13. No Selection Required**

**14. Select Door Thickness**

<b>1-3/4"</b>	1-3/4"	STANDARD
<b>1-7/8"</b>	1-7/8" to 2-3/4", (Specify in 1/8" increments)	\$65.00

**AD-Series Exit Trim**

The AD-200 Exit Trim comes with a universal mounting plate and is compatible with the following exit devices:

**Von Duprin 98/99 and 98/99XP**

Rim, Concealed Vertical Rod (metal door only), Surface Vertical Rod, Mortise. Low current Request-to-Exit Switch optional for future network migration.

**Von Duprin 22/22F**

Rim, Surface Vertical Rod

**Falcon 25** - Rim, Surface Vertical Rod

**Sargent 80 Series** - Rim

**Corbin Russwin 5000 Series** - Rim

**Yale 7000** - Rim

**Dorma 9300** - Rim

**Precision 21** - Rim

NOTE: AD-Series Non-Functioning "Dummy" Exit Trim now available. Please see page AD-30 for details

Accessories available, see pages AD-34 – AD-37.

Accessories include Tamper Resistant Torx Screws, Decorative Plates, Handheld Device, etc. Credentials available, see pages CR-2 – CR-5

## 1-4. Select Chassis/Function

<b>AD-250-CY-70*</b>	Classroom/Storeroom	<b>\$1,456.00</b>
<b>AD-250-CY-50*</b>	Office	<b>\$1,466.00</b>
<b>AD-250-CY-40</b>	Privacy	<b>\$1,466.00</b>
<b>AD-250-CY-60</b>	Apartment	<b>\$1,466.00</b>

\* Less Door Position Switch, use suffix LDP. Deduct \$15.00



AD-250-CY-70-MG



MGK



MS



MSK

## 5. Select Reader<sup>△</sup>

<b>LLL</b>	Less Reader	<b>DEDUCT \$490.00</b>
<b>MS</b>	Magnetic Stripe (Swipe)	<b>N/C</b>
<b>MSK</b>	Magnetic Stripe + Keypad (Swipe)	<b>\$51.00</b>
<b>MG</b>	Magnetic Stripe (Insert)	<b>\$13.00</b>
<b>MGK</b>	Magnetic Stripe + Keypad (Insert)	<b>\$64.00</b>

<sup>△</sup> Reflects list price adder to base Magnetic Stripe (Swipe) reader price of \$490.00. For reader modules (sold separately) see page AD-34

## 6. Select Lever\*

<b>LLL</b>	Less interior and exterior levers	<b>DEDUCT \$32.00</b>
<b>SPA</b>	Sparta	<b>N/C</b>
<b>RHO</b>	Rhodes	<b>N/C</b>
<b>ATH</b>	Athens	<b>N/C</b>
<b>TLR</b>	Tubular	<b>N/C</b>

\*Tactile Warning (knurling) for exterior levers only use prefix 8. Example 8SPA \$31.30

## 7. Select Finish

<b>626</b>	Satin Chrome	<b>N/C</b>
<b>605</b>	Bright Brass	<b>\$108.00</b>
<b>606</b>	Satin Brass	<b>\$108.00</b>
<b>612</b>	Satin Bronze	<b>\$108.00</b>
<b>619</b>	Satin Nickel	<b>\$108.00</b>
<b>625</b>	Bright Chrome	<b>\$108.00</b>
<b>643e</b>	Aged Bronze	<b>\$108.00</b>
<b>626AM</b>	Satin Chrome Antimicrobial	<b>\$138.00</b>

## 8. Select Cylinder Type

<b>PD</b> ○△	6 Pin Full Cylinder (Schlage)	<b>N/C</b>
<b>LD</b>	Less Full Cylinder (6 Pin: Schlage, Falcon)	<b>DEDUCT \$49.00</b>
<b>RD</b> ○□	Schlage FSIC Cylinder Everest	<b>\$24.00</b>
<b>JD</b>	Less Schlage FSIC Cylinder	<b>DEDUCT \$25.00</b>
<b>GD</b> ○□	Schlage SFIC Cylinder Everest	<b>\$55.00</b>
<b>BD</b>	Less SFIC Cylinder (Schlage, Falcon & Competitive OEM's)	<b>N/C</b>
<b>LD SAR</b>	Sargent Key-in-Lever (10L + 11L), less core	<b>DEDUCT \$49.00</b>
<b>JD SAR</b>	Sargent FSIC Cylinder, Less Core	<b>DEDUCT \$49.00</b>
<b>JD C06</b>	Corbin FSIC Cylinder, Less Core (6 Pin)	<b>DEDUCT \$49.00</b>
<b>JD YA6</b>	Yale FSIC Cylinder or Medeco 31 *0100 FSIC Type (6 Pin), Less Core	<b>DEDUCT \$49.00</b>

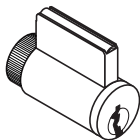
○ Master Keyed cylinders can be specified and will be shipped in lock packaging. For Master Keying Essentials form which should accompany the master keyed order, see MSC-9 – MSC-13.

△ For Master Keying, additional line item 50-210 is required for Classic and Everest cylinders, \$13.10 each.

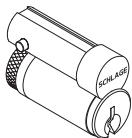
□ Control Keys for installation/removal of interchangeable cores are not furnished and must be ordered separate.

For additional assistance on Master Keying as well as restricted keyways please contact customer service.

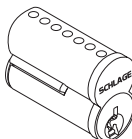
Full Cylinder  
PD LD LD SAR



Full Size  
Interchangeable Core  
RD JD JD SAR JD C06 JD YA6



Small Format  
Interchangeable Core  
GD BD



**9. Select Keying Type**

<b>C123</b>	Everest C123	N/C
<b>D*</b>	Everest D	\$9.30
<b>B*</b>	Everest B (SFIC)	\$52.00
<b>C/E/F</b>	Classic (C/E/F)	N/C

\* Everest Restricted Keyway requires a Letter of Authorization to be submitted with the order. See sample Letter of Authorization, MSC-14.

**10. Select Handing** (Field Reversible)

<b>RH</b>	Right Handed	N/C
<b>LH</b>	Left Handed	N/C
<b>RHR</b>	Right Handed Reverse	N/C
<b>LHR</b>	Left Handed Reverse	N/C

**11. Select Battery**

<b>LLL</b>	Less Battery Holder, Batteries, and Cover	DEDUCT \$20.00
<b>4B</b>	4AA Battery Kit	STANDARD
<b>8B</b>	8AA Battery Kit	\$30.00

**12. Select Backset & Latchbolt**

<b>LLL</b>	Less Latch	DEDUCT \$23.10
<b>13-049</b>	2-3/4" Backset, Deadlatch, Square corner, 1-1/8" x 2-1/4"	STANDARD
<b>14-049</b>	2-3/4" Backset, Deadlatch Anti-friction fire door latch, Square corner, 1-1/8" x 2-1/4", 3/4" throw	\$121.00
<b>14-051</b>	2-3/8" Backset, Deadlatch Square corner, 1-1/8" x 2-1/4"	N/C
<b>14-050</b>	3-3/4" Backset, Deadlatch Square corner, 1-1/8" x 2-1/4"	\$7.20
<b>43-001</b>	5" Backset extensionlink, Deadlatch	\$19.20
<b>39-030*</b>	Rabbeted latch and strike kit, 605 and 626 only	\$35.10

\* Adapts square corner latch and 2-3/4" square corner strike to 1/2" rabbeted door and frame.

**13. Select Strike Plate**

<b>10-025*</b>	1-3/16" Lip, ANSI, no box, 1-1/14" x 4-7/8"	STANDARD
<b>10-013**</b>	1-1/8" Lip, Square Corner, T-strike, box, 1-1/8" - 2-3/4"	N/C
<b>10-016</b>	1-1/8" Lip, Square Corner, T-strike, deap box, fire door latch	N/C
<b>K510-066</b>	Box for ANSI strike (Must be specific)	N/C
<b>LLL</b>	Less Strike Plate	DEDUCT \$3.30

\* 1-3/8" Lip available, must specify 1-3/8" Lip \$5.30

\*\* 1-1/2" Lip available, must specify 1-1/2" Lip

**14. Select Door Thickness**

<b>1-3/4"</b>	1-3/4"	STANDARD
<b>1-3/8"</b>	1-3/8" to 2-3/4", Shims included (Specify in 1/8" increments)	\$65.00

Accessories available, see pages AD-34 – AD-37.

Accessories include Tamper Resistant Torx Screws, Decorative Plates, Handheld Device, etc.

Credentials available, see pages CR-2 – CR-5

## 1-3. Select Chassis/Mortise Type

AD-250-MS	Mortise	\$1,624.00
AD-250-MD	Mortise Deadbolt	\$1,680.00

AD-Series



AD-250-MS-70-MGK



MG



MS



MSK

## 4. Select Function

70*	Classroom/Storeroom (Not available on mortise deadbolt)	STANDARD
50*	Office (Not available on mortise deadbolt)	\$10.00
40	Privacy	\$10.00
60	Apartment	\$10.00

\* Less Door Position Switch, use suffix LDP. Deduct \$15.00

## 5. Select Reader<sup>△</sup>

LLL	Less Reader	DEDUCT \$490.00
MS	Magnetic Stripe (Swipe)	N/C
MSK	Magnetic Stripe + Keypad (Swipe)	\$51.00
MG	Magnetic Stripe (Insert)	\$13.00
MGK	Magnetic Stripe + Keypad (Insert)	\$64.00

△ Reflects list price adder to base Magnetic Stripe (Swipe) reader price of \$490.00. For reader modules (sold separately) see page AD-34

## 6. Select Lever\*

LLL	Less interior and exterior levers	DEDUCT \$50.00
SPA	Sparta	N/C
RHO	Rhodes	N/C
ATH	Athens	N/C
TLR	Tubular	N/C

\*Tactile Warning (knurling) for exterior levers only use prefix 8. Example 8SPA \$31.30

## 7. Select Finish

626	Satin Chrome	N/C
605	Bright Brass	\$108.00
606	Satin Brass	\$108.00
612	Satin Bronze	\$108.00
619	Satin Nickel	\$108.00
625	Bright Chrome	\$108.00
643e	Aged Bronze	\$108.00
626AM	Satin Chrome Antimicrobial	\$138.00

## 8. Select Cylinder Type

PD ○△	6 Pin Full Cylinder (Schlage)	N/C
LD	Less Full Cylinder (6 Pin: Schlage, Falcon)	DEDUCT \$49.00
RD ○□	Schlage FSIC Cylinder Everest	\$24.00
JD	Less Schlage FSIC Cylinder	DEDUCT \$25.00
GD ○□	Schlage SFIC Cylinder Everest	\$55.00
BD	Less SFIC Cylinder (Schlage, Falcon & Competitive OEM's)	N/C
LD SAR	Sargent Key-in-Lever (10L + 11L), less core	DEDUCT \$49.00
JD SAR	Sargent FSIC Cylinder, Less Core	DEDUCT \$49.00
JD C06	Corbin FSIC Cylinder, Less Core (6 Pin)	DEDUCT \$49.00
JD YA6	Yale FSIC Cylinder or Medeco 31*0100 FSIC Type (6 Pin), Less Core	DEDUCT \$49.00

○ Master Keyed cylinders can be specified and will be shipped in lock packaging. For Master Keying Essentials form which should accompany the master keyed order, see MSC-9 – MSC-13.

△ For Master Keying, additional line item 50-210 is required for Classic and Everest cylinders, \$13.10 each.

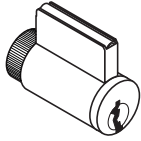
□ Control Keys for installation/removal of interchangeable cores are not furnished and must be ordered separate.

For additional assistance on Master Keying as well as restricted keyways please contact customer service.

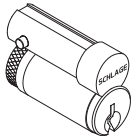
Pricing/product description subject to change without notice



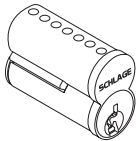
Full Cylinder  
PD LD LD SAR



Full Size  
Interchangeable Core  
RD JD JD SAR JD C06 JD YA6



Small Format  
Interchangeable Core  
GD BD



## 9. Select Keying Type

<b>C123</b>	Everest C123	N/C
<b>D*</b>	Everest D	\$9.30
<b>B*</b>	Everest B (SFIC)	\$52.00
<b>C/E/F</b>	Classic (C/E/F)	N/C

\* Everest Restricted Keyway requires a Letter of Authorization to be submitted with the order.  
See sample Letter of Authorization, MSC-14.

## 10. Select Handing (Field Reversible)

<b>RH</b>	Right Handed	N/C
<b>LH</b>	Left Handed	N/C
<b>RHR</b>	Right Handed Reverse	N/C
<b>LHR</b>	Left Handed Reverse	N/C

## 11. Select Battery

<b>LLL</b>	Less Battery Holder, Batteries, and Cover	DEDUCT \$20.00
<b>4B</b>	4AA Battery Kit	STANDARD
<b>8B</b>	8AA Battery Kit	\$30.00

## 12. Select Mortise Lock Armor Front

<b>LLL</b>	Less Armor Front	DEDUCT \$11.10
<b>09-663</b>	1-1/4" Wide Square Corner, Latch for MS	STANDARD
<b>09-669</b>	1-1/16" Wide Square Corner, Latch, options for MS	N/C
<b>09-666</b>	1-1/4" Wide Square Corner, Latch x Deadbolt for MD	STANDARD
<b>09-672</b>	1-1/16" Wide Square Corner, Latch x Deadbolt, Options for MD	N/C

## 13. Select Strike Plate

<b>LLL</b>	Less Strike	DEDUCT \$8.60
<b>10-072</b>	1-3/16" Lip, 1-1/4" x 4-7/8", Square Corner, box,	STANDARD
<b>10-072</b>	7/8", 1", 1-1/2", 1-3/4", or 2" Lip, 1-1/4" x 4-7/8", Square Corner, box	N/C
<b>10-075</b> ○	1/2" Rabbeted	\$70.90
<b>37-015</b>	Strike Frame Reinforcer, specify 37-015	N/C
<b>XL11-820</b> △	One hole for latching functions, RH & LHR doors Lip 1-3/16"	\$8.70
<b>XL11-821</b> △	One hole for latching functions, LH & RHR doors Lip 1-3/16"	\$8.70

○ For 1-3/4" thick doors, use wide armor front. For over 1-3/4" thick door extended equally (EE) use 1-1/4" wide armor front.

△ Extended leadtime, consult customer service.

## 14. Select Door Thickness

<b>1-3/4"</b>	1-3/4"	STANDARD
<b>1-3/8"</b>	1-3/8" to 2-3/4", Shims included (Specify in 1/8" increments)	\$65.00

Accessories available, see pages AD-34 – AD-37.

Accessories include Tamper Resistant Torx Screws, Decorative Plates, Handheld Device, etc.

Credentials available, see pages CR-2 – CR-5

### 1-3. Select Exit Trim Type\*

<b>AD-250-993R</b>	Exit Rim/+Concealed Vertical Rod	<b>\$1,728.00</b>
<b>AD-250-993S</b>	Exit Surface Vertical Rod	<b>\$1,744.00</b>
<b>AD-250-993M</b>	Exit Mortise Lock	<b>\$1,744.00</b>

\* See page AD-15 for exit device compatibility. † Metal door only.



AD-250-993R-70-MG

### 4. Select Function

<b>70*</b>	Classroom/Storeroom	<b>STANDARD</b>
------------	---------------------	-----------------

\* Less Door Position Switch, use suffix LDP. Deduct \$15.00

### 5. Select Reader<sup>Δ</sup>

<b>LLL</b>	Less Reader	<b>DEDUCT \$490.00</b>
<b>MS</b>	Magnetic Stripe (Swipe)	<b>N/C</b>
<b>MSK</b>	Magnetic Stripe + Keypad (Swipe)	<b>\$51.00</b>
<b>MG</b>	Magnetic Stripe (Insert)	<b>\$13.00</b>
<b>MGK</b>	Magnetic Stripe + Keypad (Insert)	<b>\$64.00</b>

<sup>Δ</sup> Reflects list price adder to base Magnetic Stripe (Swipe) reader price of \$490.00. For reader modules (sold separately) see page AD-34

### 6. Select Lever\*

<b>LLL</b>	Less Lever	<b>DEDUCT \$16.00</b>
<b>SPA</b>	Sparta	<b>N/C</b>
<b>RHO</b>	Rhodes	<b>N/C</b>
<b>ATH</b>	Athens	<b>N/C</b>
<b>TLR</b>	Tubular	<b>N/C</b>

\*Tactile Warning (knurling) use prefix 8. Example 8SPA \$31.30

### 7. Select Finish

<b>626</b>	Satin Chrome	<b>STANDARD</b>
<b>605</b>	Bright Brass	<b>\$108.00</b>
<b>606</b>	Satin Brass	<b>\$108.00</b>
<b>612</b>	Satin Bronze	<b>\$108.00</b>
<b>619</b>	Satin Nickel	<b>\$108.00</b>
<b>625</b>	Bright Chrome	<b>\$108.00</b>
<b>643e</b>	Aged Bronze	<b>\$108.00</b>
<b>626AM</b>	Satin Chrome Antimicrobial	<b>\$138.00</b>

### 8. Select Cylinder Type

<b>PD</b> ◊Δ	6 Pin Full Cylinder (Schlage)	<b>N/C</b>
<b>LD</b>	Less Full Cylinder (6 Pin: Schlage, Falcon)	<b>DEDUCT \$49.00</b>
<b>RD</b> ◊□	Schlage FSIC Cylinder Everest	<b>\$24.00</b>
<b>JD</b>	Less Schlage FSIC Cylinder	<b>DEDUCT \$25.00</b>
<b>GD</b> ◊□	Schlage SFIC Cylinder Everest	<b>\$55.00</b>
<b>BD</b>	Less SFIC Cylinder (Schlage, Falcon & Competitive OEM's)	<b>N/C</b>
<b>LD SAR</b>	Sargent Key-in-Lever (10L + 11L), less core	<b>DEDUCT \$49.00</b>
<b>JD SAR</b>	Sargent FSIC Cylinder, Less Core	<b>DEDUCT \$49.00</b>
<b>JD C06</b>	Corbin FSIC Cylinder, Less Core (6 Pin)	<b>DEDUCT \$49.00</b>
<b>JD YA6</b>	Yale FSIC Cylinder or Medeco 31*0100 FSIC Type (6 Pin), Less Core	<b>DEDUCT \$49.00</b>

◊ Master Keyed cylinders can be specified and will be shipped in lock packaging. For Master Keying Essentials form which should accompany the master keyed order, see MSC-9 – MSC-13.

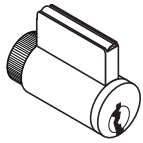
Δ For Master Keying, additional line item 50-210 is required for Classic and Everest cylinders, \$13.10 each.

□ Control Keys for installation/removal of interchangeable cores are not furnished and must be ordered separate.

For additional assistance on Master Keying as well as restricted keyways please contact customer service.

Pricing/product description subject to change without notice

Full Cylinder  
PD LD LD SAR

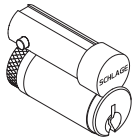


**9. Select Keying Type**

<b>C123</b>	Everest C123	N/C
<b>D*</b>	Everest D	\$9.30
<b>B*</b>	Everest B (SFIC)	\$52.00
<b>C/E/F</b>	Classic (C/E/F)	N/C

\* Everest Restricted Keyway requires a Letter of Authorization to be submitted with the order. See sample Letter of Authorization, MSC-14.

Full Size  
Interchangeable Core  
RD JD JD SAR JD C06 JD YA6



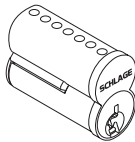
**10. Select Handing** (Field Reversible)

<b>RHR</b>	Right Handed Reverse	N/C
<b>LHR</b>	Left Handed Reverse	N/C

**11. Select Battery**

<b>LLL</b>	Less Battery Holder, Batteries, and Cover	DEDUCT \$20.00
<b>4B</b>	4AA Battery Kit	STANDARD
<b>8B</b>	8AA Battery Kit	\$30.00

Small Format  
Interchangeable Core  
GD BD



**12-13. No Selection Required**

**14. Select Door Thickness**

<b>1-3/4"</b>	1-3/4"	STANDARD
<b>1-7/8"</b>	1-7/8" to 2-3/4", (Specify in 1/8" increments)	\$65.00

**AD-Series Exit Trim**

The AD-250 Exit Trim comes with a universal mounting plate and is compatible with the following exit devices:

**Von Duprin 98/99 and 98/99XP**

Rim, Concealed Vertical Rod (metal door only), Surface Vertical Rod, Mortise. Low current Request-to-Exit Switch optional for future network migration.

**Von Duprin 22/22F**

Rim, Surface Vertical Rod

**Falcon 25** - Rim, Surface Vertical Rod

**Sargent 80 Series** - Rim

**Corbin Russwin 5000 Series** - Rim

**Yale 7000** - Rim

**Dorma 9300** - Rim

**Precision 21** - Rim

NOTE: AD-Series Non-Functioning "Dummy" Exit Trim now available. Please see page AD-30 for details

Accessories available, see pages AD-34 – AD-37.

Accessories include Tamper Resistant Torx Screws, Decorative Plates, Handheld Device, etc.

Credentials available, see pages CR-2 – CR-5

# AD-300 Networked Hardwired - Cylindrical



## 1-4. Select Chassis/Function

NOTE: Locking function capabilities are determined by users access control system

<b>AD-300-CY-70*</b>	Classroom/Storeroom	\$1,468.00
<b>AD-300-CY-50*</b>	Office Δ	\$1,478.00
<b>AD-300-CY-40</b>	Privacy Δ	\$1,478.00
<b>AD-300-CY-60</b>	Apartment Δ	\$1,478.00

\* Less Door Position Switch, use suffix LDP. Deduct \$15.00

Δ Requires RS485 connection to ACP. See page AD-4 for system diagram. Check with access control software provider to verify function is enabled.

## 5. Select Reader<sup>Δ</sup>

<b>LLL</b>	Less Reader	<b>DEDUCT \$413.00</b>
<b>KP</b>	Keypad	<b>STANDARD</b>
<b>MS</b>	Magnetic Stripe (Swipe)	<b>\$77.00</b>
<b>MSK</b>	Magnetic Stripe + Keypad ( Swipe)	<b>\$128.00</b>
<b>MG</b>	Magnetic Stripe (Insert)	<b>\$90.00</b>
<b>MGK</b>	Magnetic Stripe + Keypad (Insert)	<b>\$141.00</b>
<b>PR</b>	Proximity	<b>\$128.00</b>
<b>PRK</b>	Proximity + Keypad	<b>\$179.00</b>
<b>SM</b>	Smart Card	<b>\$256.00</b>
<b>SMK</b>	Smart Card + Keypad	<b>\$308.00</b>
<b>MT</b>	Multi-Technology I Proximity and Smart Card	<b>\$282.00</b>
<b>MTK</b>	Multi-Technology + Keypad I Proximity and Smart Card	<b>\$333.00</b>

Δ Reflects list price adder to base keypad reader price of \$413.00. For reader modules (sold separately) see page AD-34

## 6. Select Lever\*

<b>LLL</b>	Less interior and exterior levers	<b>DEDUCT \$32.00</b>
<b>SPA</b>	Sparta	<b>N/C</b>
<b>RHO</b>	Rhodes	<b>N/C</b>
<b>ATH</b>	Athens	<b>N/C</b>
<b>TLR</b>	Tubular	<b>N/C</b>

\*Tactile Warning (knurling) for exterior levers only use prefix 8. Example 8SPA \$31.30

## 7. Select Finish

<b>626</b>	Satin Chrome	<b>N/C</b>
<b>605</b>	Bright Brass	<b>\$108.00</b>
<b>606</b>	Satin Brass	<b>\$108.00</b>
<b>612</b>	Satin Bronze	<b>\$108.00</b>
<b>619</b>	Satin Nickel	<b>\$108.00</b>
<b>625</b>	Bright Chrome	<b>\$108.00</b>
<b>643e</b>	Aged Bronze	<b>\$108.00</b>
<b>626AM</b>	Satin Chrome Antimicrobial	<b>\$138.00</b>

## 8. Select Cylinder Type

<b>PD</b> ○Δ	6 Pin Full Cylinder (Schlage)	<b>N/C</b>
<b>LD</b>	Less Full Cylinder (6 Pin: Schlage, Falcon)	<b>DEDUCT \$49.00</b>
<b>RD</b> ○□	Schlage FSIC Cylinder Everest	<b>\$24.00</b>
<b>JD</b>	Less Schlage FSIC Cylinder	<b>DEDUCT \$25.00</b>
<b>GD</b> ○□	Schlage SFIC Cylinder Everest	<b>\$55.00</b>
<b>BD</b>	Less SFIC Cylinder (Schlage, Falcon & Competitive OEM's)	<b>N/C</b>
<b>LD SAR</b>	Sargent Key-in-Lever (10L + 11L), less core	<b>DEDUCT \$49.00</b>
<b>JD SAR</b>	Sargent FSIC Cylinder, Less Core	<b>DEDUCT \$49.00</b>
<b>JD CO6</b>	Corbin FSIC Cylinder, Less Core (6 Pin)	<b>DEDUCT \$49.00</b>
<b>JD YA6</b>	Yale FSIC Cylinder or Medeco 31*0100 FSIC Type (6 Pin), Less Core	<b>DEDUCT \$49.00</b>

○ Master Keyed cylinders can be specified and will be shipped in lock packaging. For Master Keying Essentials form which should accompany the master keyed order, see MSC-9 – MSC-13.

Δ For Master Keying, additional line item 50-210 is required for Classic and Everest cylinders, \$13.10 each.

□ Control Keys for installation/removal of interchangeable cores are not furnished and must be ordered separate.

For additional assistance on Master Keying as well as restricted keyways please contact customer service.

AD-Series



AD-300-CY-70-PR  
AD-300-CY-70-SM  
AD-300-CY-70-MT



KP



MG



MGK



MS

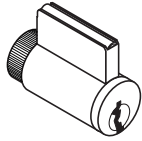


MSK

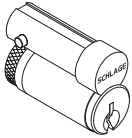


PRK  
SMK  
MTK

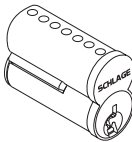
Full Cylinder  
PD LD LD SAR



Full Size  
Interchangeable Core  
RD JD JD SAR JD C06 JD YA6



Small Format  
Interchangeable Core  
GD BD



**9. Select Keying Type**

<b>C123</b>	Everest C123	N/C
<b>D*</b>	Everest D	\$9.30
<b>B*</b>	Everest B (SFIC)	\$52.00
<b>C/E/F</b>	Classic (C/E/F)	N/C

\* Everest Restricted Keyway requires a Letter of Authorization to be submitted with the order. See sample Letter of Authorization, MSC-14.

**10. Select Handing (Field Reversible)**

<b>RH</b>	Right Handed	N/C
<b>LH</b>	Left Handed	N/C
<b>RHR</b>	Right Handed Reverse	N/C
<b>LHR</b>	Left Handed Reverse	N/C

**11. Select Battery**

<b>LLL</b>	Less Cover	DEDUCT \$10.00
	Cover Only - no batteries or holder	STANDARD

**12. Select Backset & Latchbolt**

<b>LLL</b>	Less Latch	DEDUCT \$23.10
<b>13-049</b>	2-3/4" Backset, Deadlatch, Square corner, 1-1/8" x 2-1/4"	STANDARD
<b>14-049</b>	2-3/4" Backset, Deadlatch Anti-friction fire door latch, Square corner, 1-1/8" x 2-1/4", 3/4" throw	\$121.00
<b>14-051</b>	2-3/8" Backset, Deadlatch Square corner, 1-1/8" x 2-1/4"	N/C
<b>14-050</b>	3-3/4" Backset, Deadlatch Square corner, 1-1/8" x 2-1/4"	\$7.20
<b>43-001</b>	5" Backset extensionlink, Deadlatch	\$19.20
<b>39-030*</b>	Rabbeted latch and strike kit, 605 and 626 only	\$35.10

\* Adapts square corner latch and 2-3/4" square corner strike to 1/2" rabbeted door and frame.

**13. Select Strike Plate**

<b>LLL</b>	Less Strike Plate	DEDUCT \$3.30
<b>10-025*</b>	1-3/16" Lip, ANSI, no box, 1-1/14" x 4-7/8"	STANDARD
<b>10-013**</b>	1-1/8" Lip, Square Corner, T-strike, box, 1-1/8" - 2-3/4"	N/C
<b>10-016</b>	1-1/8" Lip, Square Corner, T-strike, deap box, fire door latch	N/C
<b>K510-066</b>	Box for ANSI strike (Must be specific)	N/C

\* 1-3/8" Lip available, must specify 1-3/8" Lip \$5.30

\*\* 1-1/2" Lip available, must specify 1-1/2" Lip

**14. Select Door Thickness**

<b>1-3/4"</b>	1-3/4"	STANDARD
<b>1-3/8"</b>	1-3/8" to 2-3/4", Shims included (Specify in 1/8" increments)	\$65.00

NOTE: Add PIB300-2D if Wiegand or Clock and Data connection to ACP is required. Sold Separately. See Page AD-35 for details

Accessories available, see pages AD-34 – AD-37.  
Accessories include Panel Interface Board (PIB300-2D), Tamper Resistant Torx Screws, Decorative Plates, Handheld Device, etc.  
Credentials available, see pages CR-2 – CR-5

## 1-3. Select Chassis/Mortise Type

AD-300-MS	Mortise	\$1,616.00
AD-300-MD	Mortise Deadbolt	\$1,670.00



AD-300-MS-70-PRK  
AD-300-MS-70-SMK  
AD-300-MS-70-MTK



KP



MG



MGK



MS



MSK



PR  
SM  
MT

## 4. Select Function

NOTE: Locking function capabilities are determined by users access control system

70*	Classroom/Storeroom (Not available on mortise deadbolt)	STANDARD
50*	Office Δ (Not available on mortise deadbolt)	\$10.00
40	Privacy Δ	\$10.00
60	Apartment Δ	\$10.00

\* Less Door Position Switch, use suffix LDP. Deduct \$15.00

Δ Requires RS485 connection to ACP. See page AD-4 for system diagram. Check with access control software provider to verify function is enabled.

## 5. Select Reader<sup>Δ</sup>

LLL	Less Reader	DEDUCT \$413.00
KP	Keypad	STANDARD
MS	Magnetic Stripe (Swipe)	\$77.00
MSK	Magnetic Stripe + Keypad (Swipe)	\$128.00
MG	Magnetic Stripe (Insert)	\$90.00
MGK	Magnetic Stripe + Keypad (Insert)	\$141.00
PR	Proximity	\$128.00
PRK	Proximity + Keypad	\$179.00
SM	Smart Card	\$256.00
SMK	Smart Card + Keypad	\$308.00
MT	Multi-Technology I Proximity and Smart Card	\$282.00
MTK	Multi-Technology + Keypad I Proximity and Smart Card	\$333.00

Δ Reflects list price adder to base keypad reader price of \$413.00. For reader modules (sold separately) see page AD-34

## 6. Select Lever\*

LLL	Less interior and exterior levers	DEDUCT \$50.00
SPA	Sparta	N/C
RHO	Rhodes	N/C
ATH	Athens	N/C
TLR	Tubular	N/C

\* Tactile Warning (knurling) for exterior levers only use prefix 8. Example 8SPA \$31.30

## 7. Select Finish

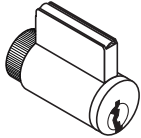
626	Satin Chrome	N/C
605	Bright Brass	\$108.00
606	Satin Brass	\$108.00
612	Satin Bronze	\$108.00
619	Satin Nickel	\$108.00
625	Bright Chrome	\$108.00
643e	Aged Bronze	\$108.00
626AM	Satin Chrome Antimicrobial	\$138.00

## 8. Select Cylinder Type

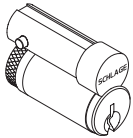
PD ○Δ	6 Pin Full Cylinder (Schlage)	N/C
LD	Less Full Cylinder (6 Pin: Schlage, Falcon)	DEDUCT \$49.00
RD ○□	Schlage FSIC Cylinder Everest	\$24.00
JD	Less Schlage FSIC Cylinder	DEDUCT \$25.00
GD ○□	Schlage SFIC Cylinder Everest	\$55.00
BD	Less SFIC Cylinder (Schlage, Falcon & Competitive OEM's)	N/C
LD SAR	Sargent Key-in-Lever (10L + 11L), less core	DEDUCT \$49.00
JD SAR	Sargent FSIC Cylinder, Less Core	DEDUCT \$49.00
JD C06	Corbin FSIC Cylinder, Less Core (6 Pin)	DEDUCT \$49.00
JD YA6	Yale FSIC Cylinder or Medeco 31*0100 FSIC Type (6 Pin), Less Core	DEDUCT \$49.00

- Master Keyed cylinders can be specified and will be shipped in lock packaging. For Master Keying Essentials form which should accompany the master keyed order, see MSC-9 – MSC-13.
  - Δ For Master Keying, additional line item 50-210 is required for Classic and Everest cylinders, \$13.10 each.
  - Control Keys for installation/removal of interchangeable cores are not furnished and must be ordered separate.
- For additional assistance on Master Keying as well as restricted keyways please contact customer service.

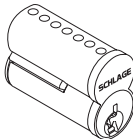
Full Cylinder  
PD LD LD SAR



Full Size  
Interchangeable Core  
RD JD JD SAR JD CO6 JD YA6



Small Format  
Interchangeable Core  
GD BD



## 9. Select Keying Type

<b>C123</b>	Everest C123	N/C
<b>D*</b>	Everest D	\$9.30
<b>B*</b>	Everest B (SFIC)	\$52.00
<b>C/E/F</b>	Classic (C/E/F)	N/C

\* Everest Restricted Keyway requires a Letter of Authorization to be submitted with the order. See sample Letter of Authorization, MSC-14.

## 10. Select Handing (Field Reversible)

<b>RH</b>	Right Handed	N/C
<b>LH</b>	Left Handed	N/C
<b>RHR</b>	Right Handed Reverse	N/C
<b>LHR</b>	Left Handed Reverse	N/C

## 11. Select Battery

<b>LLL</b>	Less Cover	DEDUCT \$10.00
	Cover Only - no batteries or holder	STANDARD

## 12. Select Mortise Lock Armor Front

<b>LLL</b>	Less Armor Front	DEDUCT \$11.10
<b>09-663</b>	1-1/4" Wide Square Corner, Latch for MS	STANDARD
<b>09-669</b>	1-1/16" Wide Square Corner, Latch, options for MS	N/C
<b>09-666</b>	1-1/4" Wide Square Corner, Latch x Deadbolt for MD	STANDARD
<b>09-672</b>	1-1/16" Wide Square Corner, Latch x Deadbolt, Options for MD	N/C

## 13. Select Strike Plate

<b>LLL</b>	Less Strike	DEDUCT \$8.60
<b>10-072</b>	1-3/16" Lip, 1-1/4" x 4-7/8", Square Corner, box,	STANDARD
<b>10-072</b>	7/8", 1", 1-1/2", 1-3/4", or 2" Lip, 1-1/4" x 4-7/8", Square Corner, box	N/C
<b>10-075</b> ○	1/2" Rabbeted	\$70.90
<b>37-015</b>	Strike Frame Reinforcer, specify 37-015	N/C
<b>XL11-820</b> △	One hole for latching functions, RH & LHR doors Lip 1-3/16"	\$8.70
<b>XL11-821</b> △	One hole for latching functions, LH & RHR doors Lip 1-3/16"	\$8.70

○ For 1-3/4" thick doors, use wide armor front. For over 1-3/4" thick door extended equally (EE) use 1-1/4" wide armor front.

△ Extended leadtime, consult customer service.

## 14. Select Door Thickness

<b>1-3/4"</b>	1-3/4"	STANDARD
<b>1-3/8"</b>	1-3/8" to 2-3/4", Shims included (Specify in 1/8" increments)	\$65.00

NOTE: Add PIB300-2D if Wiegand or Clock and Data connection to ACP is required. Sold Separately. See Page AD-35 for details

Accessories available, see pages AD-34 – AD-37.

Accessories include Panel Interface Board (PIB300-2D), Tamper Resistant Torx Screws, Decorative Plates, Handheld Device, etc.

Credentials available, see pages CR-2 – CR-5

## 1-3. Select Chassis/Exit Trim Type \*

<b>AD-300-993R</b>	Exit Rim/ <sup>†</sup> Concealed Vertical Rod	<b>\$1,717.00</b>
<b>AD-300-993S</b>	Exit Surface Vertical Rod	<b>\$1,732.00</b>
<b>AD-300-993M</b>	Exit Mortise Lock	<b>\$1,732.00</b>

<sup>†</sup> Metal door only. \* See page AD-23 for exit device compatibility.

## 4. Select Function

<b>70*</b>	Classroom/Storeroom	<b>STANDARD</b>
------------	---------------------	-----------------

\* Less Door Position Switch, use suffix LDP. Deduct \$15.00

## 5. Select Reader<sup>△</sup>

<b>LLL</b>	Less Reader	<b>DEDUCT \$413.00</b>
<b>KP</b>	Keypad	<b>N/C</b>
<b>MS</b>	Magnetic Stripe (Swipe)	<b>\$77.00</b>
<b>MSK</b>	Magnetic Stripe + Keypad ( Swipe)	<b>\$128.00</b>
<b>MG</b>	Magnetic Stripe (Insert)	<b>\$90.00</b>
<b>MGK</b>	Magnetic Stripe + Keypad (Insert)	<b>\$141.00</b>
<b>PR</b>	Proximity	<b>\$128.00</b>
<b>PRK</b>	Proximity + Keypad	<b>\$179.00</b>
<b>SMK</b>	Smart Card + Keypad	<b>\$308.00</b>
<b>SM</b>	Smart Card	<b>\$256.00</b>
<b>MT</b>	Multi-Technology I Proximity and Smart Card	<b>\$282.00</b>
<b>MTK</b>	Multi-Technology + Keypad I Proximity and Smart Card	<b>\$333.00</b>

<sup>△</sup> Reflects list price adder to base keypad reader price of \$413.00. For reader modules (sold separately) see page AD-34

## 6. Select Lever\*

<b>LLL</b>	Less Lever	<b>DEDUCT \$16.00</b>
<b>SPA</b>	Sparta	<b>N/C</b>
<b>RHO</b>	Rhodes	<b>N/C</b>
<b>ATH</b>	Athens	<b>N/C</b>
<b>TLR</b>	Tubular	<b>N/C</b>

\* Tactile Warning (knurling) use prefix 8. Example 8SPA \$31.30

## 7. Select Finish

<b>626</b>	Satin Chrome	<b>N/C</b>
<b>605</b>	Bright Brass	<b>\$108.00</b>
<b>606</b>	Satin Brass	<b>\$108.00</b>
<b>612</b>	Satin Bronze	<b>\$108.00</b>
<b>619</b>	Satin Nickel	<b>\$108.00</b>
<b>625</b>	Bright Chrome	<b>\$108.00</b>
<b>643e</b>	Aged Bronze	<b>\$108.00</b>
<b>626AM</b>	Satin Chrome Antimicrobial	<b>\$138.00</b>

## 8. Select Cylinder Type

<b>PD</b> ◊△	6 Pin Full Cylinder (Schlage)	<b>N/C</b>
<b>LD</b>	Less Full Cylinder (6 Pin: Schlage, Falcon)	<b>DEDUCT \$49.00</b>
<b>RD</b> ◊□	Schlage FSIC Cylinder Everest	<b>\$24.00</b>
<b>JD</b>	Less Schlage FSIC Cylinder	<b>DEDUCT \$25.00</b>
<b>GD</b> ◊□	Schlage SFIC Cylinder Everest	<b>\$55.00</b>
<b>BD</b>	Less SFIC Cylinder (Schlage, Falcon & Competitive OEM's)	<b>N/C</b>
<b>LD SAR</b>	Sargent Key-in-Lever (10L + 11L), less core	<b>DEDUCT \$49.00</b>
<b>JD SAR</b>	Sargent FSIC Cylinder, Less Core	<b>DEDUCT \$49.00</b>
<b>JD C06</b>	Corbin FSIC Cylinder, Less Core (6 Pin)	<b>DEDUCT \$49.00</b>
<b>JD YA6</b>	Yale FSIC Cylinder or Medeco 31*0100 FSIC Type (6 Pin), Less Core	<b>DEDUCT \$49.00</b>

- ◊ Master Keyed cylinders can be specified and will be shipped in lock packaging. For Master Keying Essentials form which should accompany the master keyed order, see MSC-9 – MSC-13.
  - △ For Master Keying, additional line item 50-210 is required for Classic and Everest cylinders, \$13.10 each.
  - Control Keys for installation/removal of interchangeable cores are not furnished and must be ordered separate.
- For additional assistance on Master Keying as well as restricted keyways please contact customer service.



AD-300-993R-70-KP



MG



MGK



MS



MSK



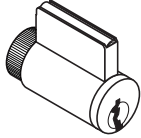
PR  
SM  
MT



PRK  
SMK  
MTK



Full Cylinder  
PD LD LD SAR



**9. Select Keying Type**

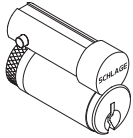
<b>C123</b>	Everest C123	N/C
<b>D*</b>	Everest D	\$9.30
<b>B*</b>	Everest B (SFIC)	\$52.00
<b>C/E/F</b>	Classic (C/E/F)	N/C

\* Everest Restricted Keyway requires a Letter of Authorization to be submitted with the order. See sample Letter of Authorization, MSC-14.

**10. Select Handing** (Field Reversible)

<b>RHR</b>	Right Handed Reverse	N/C
<b>LHR</b>	Left Handed Reverse	N/C

Full Size  
Interchangeable Core  
RD JD JD SAR JD C06 JD YA6

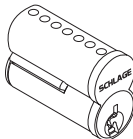


**11. Select Battery**

<b>LLL</b>	Less Cover	DEDUCT \$10.00
	Cover Only - no batteries or holder	STANDARD

**12-13. No Selection Required**

Small Format  
Interchangeable Core  
GD BD



**14. Select Door Thickness**

<b>1-3/4"</b>	1-3/4"	STANDARD
<b>1-7/8"</b>	1-7/8" to 2-3/4", (Specify in 1/8" increments)	\$65.00

**15. Select Options**

<b>LRX</b>	Less Von Duprin low current Request-To-Exit switch	DEDUCT \$40.00
------------	--	----------------

AD-300 Exit Trim comes with a universal mounting plate and is compatible with Von Duprin Series 98/99 and 98/99XP exit devices with a low current Request-To-Exit switch (RX-LC). Concealed Vertical Rod trim on metal door only. **When Request-to-exit is required, the Von Duprin RX-LC switch must be used or the Warranty is void.**

*NOTE: AD-Series Non-Functioning "Dummy" Exit Trim now available. Please see page AD-30 for details*

**NOTE: Add PIB300-2D if Wiegand or Clock and Data connection to ACP is required. Sold Separately. See Page AD-35 for details**

Accessories available, see pages AD-34 – AD-37.  
Accessories include Panel Interface Board (PIB300-2D), Tamper Resistant Torx Screws, Decorative Plates, Handheld Device, etc.  
Credentials available, see pages CR-2 – CR-5

## 1-4. Select Chassis/Function

NOTE: Locking function capabilities are determined by users access control system

<b>AD-400-CY-70*</b>	Classroom/Storeroom	<b>\$1,584.00</b>
<b>AD-400-CY-50*</b>	Office Δ	<b>\$1,594.00</b>
<b>AD-400-CY-40</b>	Privacy Δ	<b>\$1,594.00</b>
<b>AD-400-CY-60</b>	Apartment Δ	<b>\$1,594.00</b>

\* Less Door Position Switch, use suffix LDP. Deduct \$15.00

Δ Requires RS485 connection to ACP. See page AD-4 for system diagram. Check access control software provider to verify function is enabled.

## 5. Select Reader<sup>Δ</sup>

<b>LLL</b>	Less Reader	<b>DEDUCT \$413.00</b>
<b>KP</b>	Keypad	<b>N/C</b>
<b>MS</b>	Magnetic Stripe (Swipe)	<b>\$77.00</b>
<b>MSK</b>	Magnetic Stripe + Keypad ( Swipe)	<b>\$128.00</b>
<b>MG</b>	Magnetic Stripe (Insert)	<b>\$90.00</b>
<b>MGK</b>	Magnetic Stripe + Keypad (Insert)	<b>\$141.00</b>
<b>PR</b>	Proximity	<b>\$128.00</b>
<b>PRK</b>	Proximity + Keypad	<b>\$179.00</b>
<b>SM</b>	Smart Card	<b>\$256.00</b>
<b>SMK</b>	Smart Card + Keypad	<b>\$308.00</b>
<b>MT</b>	Multi-Technology I Proximity and Smart Card	<b>\$282.00</b>
<b>MTK</b>	Multi-Technology + Keypad I Proximity and Smart Card	<b>\$333.00</b>

Δ Reflects list price adder to base keypad reader price of \$413.00. For reader modules (sold separately) see page AD-34

## 6. Select Lever\*

<b>LLL</b>	Less interior and exterior levers	<b>DEDUCT \$32.00</b>
<b>SPA</b>	Sparta (Standard)	<b>N/C</b>
<b>RHO</b>	Rhodes	<b>N/C</b>
<b>ATH</b>	Athens	<b>N/C</b>
<b>TLR</b>	Tubular	<b>N/C</b>

\* Tactile Warning (knurling) for exterior levers only use prefix 8. Example 8SPA \$31.30

## 7. Select Finish

<b>626</b>	Satin Chrome	<b>N/C</b>
<b>605</b>	Bright Brass	<b>\$108.00</b>
<b>606</b>	Satin Brass	<b>\$108.00</b>
<b>612</b>	Satin Bronze	<b>\$108.00</b>
<b>619</b>	Satin Nickel	<b>\$108.00</b>
<b>625</b>	Bright Chrome	<b>\$108.00</b>
<b>643e</b>	Aged Bronze	<b>\$108.00</b>
<b>626AM</b>	Satin Chrome Antimicrobial	<b>\$138.00</b>

## 8. Select Cylinder Type

<b>PD</b> ○Δ	6 Pin Full Cylinder (Schlage)	<b>N/C</b>
<b>LD</b>	Less Full Cylinder (6 Pin: Schlage, Falcon)	<b>DEDUCT \$49.00</b>
<b>RD</b> ○□	Schlage FSIC Cylinder Everest	<b>\$24.00</b>
<b>JD</b>	Less Schlage FSIC Cylinder	<b>DEDUCT \$25.00</b>
<b>GD</b> ○□	Schlage SFIC Cylinder Everest	<b>\$55.00</b>
<b>BD</b>	Less SFIC Cylinder (Schlage, Falcon & Competitive OEM's)	<b>N/C</b>
<b>LD SAR</b>	Sargent Key-in-Lever (10L + 11L), less core	<b>DEDUCT \$49.00</b>
<b>JD SAR</b>	Sargent FSIC Cylinder, Less Core	<b>DEDUCT \$49.00</b>
<b>JD C06</b>	Corbin FSIC Cylinder, Less Core (6 Pin)	<b>DEDUCT \$49.00</b>
<b>JD YA6</b>	Yale FSIC Cylinder or Medeco 31*0100 FSIC Type (6 Pin), Less Core	<b>DEDUCT \$49.00</b>

- Master Keyed cylinders can be specified and will be shipped in lock packaging. For Master Keying Essentials form which should accompany the master keyed order, see MSC-9 – MSC-13.
  - Δ For Master Keying, additional line item 50-210 is required for Classic and Everest cylinders, \$13.10 each.
  - Control Keys for installation/removal of interchangeable cores are not furnished and must be ordered separate.
- For additional assistance on Master Keying as well as restricted keyways please contact customer service.

AD-Series



AD-400-CY-70-MG



KP



MGK



MS



MSK

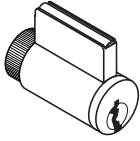


PR  
SM  
MT

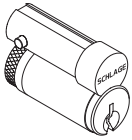


PRK  
SMK  
MTK

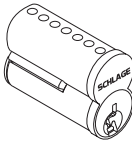
Full Cylinder  
PD LD LD SAR



Full Size  
Interchangeable Core  
RD JD JD SAR JD C06 JD YA6



Small Format  
Interchangeable Core  
GD BD



**9. Select Keying Type**

<b>C123</b>	Everest C123	N/C
<b>D*</b>	Everest D	\$9.30
<b>B*</b>	Everest B (SFIC)	\$52.00
<b>C/E/F</b>	Classic (C/E/F)	N/C

\* Everest Restricted Keyway requires a Letter of Authorization to be submitted with the order. See sample Letter of Authorization, MSC-14.

**10. Select Handing (Field Reversible)**

<b>RH</b>	Right Handed	N/C
<b>LH</b>	Left Handed	N/C
<b>RHR</b>	Right Handed Reverse	N/C
<b>LHR</b>	Left Handed Reverse	N/C

**11. Select Battery**

<b>LLL</b>	Less Battery Holder, Batteries, and Cover	DEDUCT \$20.00
<b>4B</b>	4AA Battery Kit	STANDARD
<b>8B</b>	8AA Battery Kit	\$30.00

**12. Select Backset & Latchbolt**

<b>LLL</b>	Less Latch	DEDUCT \$23.10
<b>13-049</b>	2-3/4" Backset, Deadlatch, Square corner, 1-1/8" x 2-1/4"	STANDARD
<b>14-049</b>	2-3/4" Backset, Deadlatch Anti-friction fire door latch, Square corner, 1-1/8" x 2-1/4", 3/4" throw	\$121.00
<b>14-051</b>	2-3/8" Backset, Deadlatch Square corner, 1-1/8" x 2-1/4"	N/C
<b>14-050</b>	3-3/4" Backset, Deadlatch Square corner, 1-1/8" x 2-1/4"	\$7.20
<b>43-001</b>	5" Backset extensionlink, Deadlatch	\$19.20
<b>39-030*</b>	Rabbeted latch and strike kit, 605 and 626 only	\$35.10

\* Adapts square corner latch and 2-3/4" square corner strike to 1/2" rabbeted door and frame.

**13. Select Strike Plate**

<b>LLL</b>	Less Strike Plate	DEDUCT \$3.30
<b>10-025*</b>	1-3/16" Lip, ANSI, no box, 1-1/14" x 4-7/8"	STANDARD
<b>10-013**</b>	1-1/8" Lip, Square Corner, T-strike, box, 1-1/8" - 2-3/4"	N/C
<b>10-016</b>	1-1/8" Lip, Square Corner, T-strike, deap box, fire door latch	N/C
<b>K510-066</b>	Box for ANSI strike (Must be specific)	N/C

\* 1-3/8" Lip available, must specify 1-3/8" Lip \$5.30

\*\* 1-1/2" Lip available, must specify 1-1/2" Lip

**14. Select Door Thickness**

<b>1-3/4"</b>	1-3/4"	STANDARD
<b>1-3/8"</b>	1-3/8" to 2-3/4", Shims included (Specify in 1/8" increments)	\$65.00

- NOTE: 1.) PIM400 required for connection to ACP; sold separately.  
 2.) PIM400-TD2 required for Wiegand or Clock and Data connection, see page AD-36.  
 PIM400-485-SBB required for RS485 connection to Schlage bright blue, see page bb-2.  
 3.) If RS485 connection to other ACP is required, contact software provider.

Accessories available, see pages AD-34 – AD-37.  
 Accessories include Panel interface Module (PIM400), Tamper Resistant Torx Screws, Decorative Plates, Handheld Device, etc.  
 Credentials available, see pages CR-2 – CR-5.

## 1-3. Select Chassis/Mortise Type

<b>AD-400-MS</b>	Mortise	<b>\$1,750.00</b>
<b>AD-400-MD</b>	Mortise Deadbolt	<b>\$1,804.00</b>



AD-400-MS-70-MGK



KP



MG



MS



MSK



PR

SM

MT



PRK

SMK

MTK

## 4. Select Function

*NOTE: Locking function capabilities are determined by users access control system*

<b>70*</b>	Classroom/Storeroom (Not available on mortise deadbolt)	<b>STANDARD</b>
<b>50*</b>	Office $\Delta$ (Not available on mortise deadbolt)	<b>\$10.00</b>
<b>40</b>	Privacy $\Delta$	<b>\$10.00</b>
<b>60</b>	Apartment $\Delta$	<b>\$10.00</b>

\* Less Door Position Switch, use suffix LDP. Deduct \$15.00  $\Delta$  Requires RS485 connection to ACP.

See page AD-4 for system diagram. Check access control software provider to verify function is enabled.

## 5. Select Reader $\Delta$

<b>LLL</b>	Less Reader	<b>DEDUCT \$413.00</b>
<b>KP</b>	Keypad	<b>STANDARD</b>
<b>MS</b>	Magnetic Stripe (Swipe)	<b>\$77.00</b>
<b>MSK</b>	Magnetic Stripe + Keypad (Swipe)	<b>\$128.00</b>
<b>MG</b>	Magnetic Stripe (Insert)	<b>\$90.00</b>
<b>MGK</b>	Magnetic Stripe + Keypad (Insert)	<b>\$141.00</b>
<b>PR</b>	Proximity	<b>\$128.00</b>
<b>PRK</b>	Proximity + Keypad	<b>\$179.00</b>
<b>SM</b>	Smart Card	<b>\$256.00</b>
<b>SMK</b>	Smart Card + Keypad	<b>\$308.00</b>
<b>MT</b>	Multi-Technology I Proximity and Smart Card	<b>\$282.00</b>
<b>MTK</b>	Multi-Technology + Keypad I Proximity and Smart Card	<b>\$333.00</b>

$\Delta$  Reflects list price adder to base keypad reader price of \$413.00. For reader modules (sold separately) see page AD-34

## 6. Select Lever\*

<b>LLL</b>	Less interior and exterior levers	<b>DEDUCT \$50.00</b>
<b>SPA</b>	Sparta	<b>N/C</b>
<b>RHO</b>	Rhodes	<b>N/C</b>
<b>ATH</b>	Athens	<b>N/C</b>
<b>TLR</b>	Tubular	<b>N/C</b>

\*Tactile Warning (knurling) for exterior levers only use prefix 8. Example 8SPA \$31.30

## 7. Select Finish

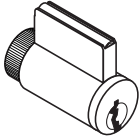
<b>626</b>	Satin Chrome	<b>N/C</b>
<b>605</b>	Bright Brass	<b>\$108.00</b>
<b>606</b>	Satin Brass	<b>\$108.00</b>
<b>612</b>	Satin Bronze	<b>\$108.00</b>
<b>619</b>	Satin Nickel	<b>\$108.00</b>
<b>625</b>	Bright Chrome	<b>\$108.00</b>
<b>643e</b>	Aged Bronze	<b>\$108.00</b>
<b>626AM</b>	Satin Chrome Antimicrobial	<b>\$138.00</b>

## 8. Select Cylinder Type

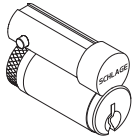
<b>PD</b> $\circ\Delta$	6 Pin Full Cylinder (Schlage)	<b>N/C</b>
<b>LD</b>	Less Full Cylinder (6 Pin: Schlage, Falcon)	<b>DEDUCT \$49.00</b>
<b>RD</b> $\circ\Box$	Schlage FSIC Cylinder Everest	<b>\$24.00</b>
<b>JD</b>	Less Schlage FSIC Cylinder	<b>DEDUCT \$25.00</b>
<b>GD</b> $\circ\Box$	Schlage SFIC Cylinder Everest	<b>\$55.00</b>
<b>BD</b>	Less SFIC Cylinder (Schlage, Falcon & Competitive OEM's)	<b>N/C</b>
<b>LD SAR</b>	Sargent Key-in-Lever (10L + 11L), less core	<b>DEDUCT \$49.00</b>
<b>JD SAR</b>	Sargent FSIC Cylinder, Less Core	<b>DEDUCT \$49.00</b>
<b>JD C06</b>	Corbin FSIC Cylinder, Less Core (6 Pin)	<b>DEDUCT \$49.00</b>
<b>JD YA6</b>	Yale FSIC Cylinder or Medeco 31*0100 FSIC Type (6 Pin), Less Core	<b>DEDUCT \$49.00</b>

- $\circ$  Master Keyed cylinders can be specified and will be shipped in lock packaging. For Master Keying Essentials form which should accompany the master keyed order, see MSC-9 – MSC-13.
  - $\Delta$  For Master Keying, additional line item 50-210 is required for Classic and Everest cylinders, \$13.10 each.
  - $\Box$  Control Keys for installation/removal of interchangeable cores are not furnished and must be ordered separate.
- For additional assistance on Master Keying as well as restricted keyways please contact customer service.

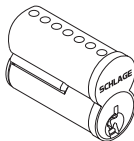
Full Cylinder  
PD LD LD SAR



Full Size  
Interchangeable Core  
RD JD JD SAR JD CO6 JD YA6



Small Format  
Interchangeable Core  
GD BD



## 9. Select Keying Type

<b>C123</b>	Everest C123	N/C
<b>D*</b>	Everest D	\$9.30
<b>B*</b>	Everest B (SFIC)	\$52.00
<b>C/E/F</b>	Classic (C/E/F)	N/C

\* Everest Restricted Keyway requires a Letter of Authorization to be submitted with the order. See sample Letter of Authorization, MSC-14.

## 10. Select Handing (Field Reversible)

<b>RH</b>	Right Handed	N/C
<b>LH</b>	Left Handed	N/C
<b>RHR</b>	Right Handed Reverse	N/C
<b>LHR</b>	Left Handed Reverse	N/C

## 11. Select Battery

<b>LLL</b>	Less Battery Holder, Batteries, and Cover	DEDUCT \$20.00
<b>4B</b>	4AA Battery Kit	STANDARD
<b>8B</b>	8AA Battery Kit	\$30.00

## 12. Select Mortise Lock Armor Front

<b>LLL</b>	Less Armor Front	DEDUCT \$11.10
<b>09-663</b>	1-1/4" Wide Square Corner, Latch for MS	STANDARD
<b>09-669</b>	1-1/16" Wide Square Corner, Latch, options for MS	N/C
<b>09-666</b>	1-1/4" Wide Square Corner, Latch x Deadbolt for MD	STANDARD
<b>09-672</b>	1-1/16" Wide Square Corner, Latch x Deadbolt, Options for MD	N/C

## 13. Select Strike Plate

<b>LLL</b>	Less Strike	DEDUCT \$8.60
<b>10-072</b>	1-3/16" Lip, 1-1/4" x 4-7/8", Square Corner, box,	STANDARD
<b>10-072</b>	7/8", 1", 1-1/2", 1-3/4", or 2" Lip, 1-1/4" x 4-7/8", Square Corner, box	N/C
<b>10-075</b> ○	1/2" Rabbeted	\$70.90
<b>37-015</b>	Strike Frame Reinforcer, specify 37-015	N/C
<b>XL11-820</b> △	One hole for latching functions, RH & LHR doors Lip 1-3/16"	\$8.70
<b>XL11-821</b> △	One hole for latching functions, LH & RHR doors Lip 1-3/16"	\$8.70

- For 1-3/4" thick doors, use wide armor front. For over 1-3/4" thick door extended equally (EE) use 1-1/4" wide armor front.
- △ Extended leadtime, consult customer service.

## 14. Select Door Thickness

<b>1-3/4"</b>	1-3/4"	STANDARD
<b>1-3/8"</b>	1-3/8" to 2-3/4", Shims included (Specify in 1/8" increments)	\$65.00

- NOTE: 1.) PIM400 required for connection to ACP; sold separately.  
 2.) PIM400-TD2 required for Wiegand or Clock and Data connection, see page AD-36.  
 PIM400-485-SBB required for RS485 connection to Schlage bright blue, see page bb-2.  
 3.) If RS485 connection to other ACP is required, contact software provider.

Accessories available, see pages AD-34 – AD-37.  
 Accessories include Panel interface Module (PIM400), Tamper Resistant Torx Screws, Decorative Plates, Handheld Device, etc.  
 Credentials available, see pages CR-2 – CR-5.

## 1-3. Select Chassis/Exit Trim Type\*

<b>AD-400-993R</b>	Exit Rim/ <sup>†</sup> Concealed Vertical Rod	<b>\$1,848.00</b>
<b>AD-400-993S</b>	Exit Surface Vertical Rod	<b>\$1,874.00</b>
<b>AD-400-993M</b>	Exit Mortise Lock	<b>\$1,874.00</b>

<sup>†</sup> Metal door only.

\* See page AD-29 for exit device compatibility.

## 4. Select Function

<b>70*</b>	Classroom/Storeroom	<b>STANDARD</b>
------------	---------------------	-----------------

\* Less Door Position Switch, use suffix LDP. Deduct \$15.00

## 5. Select Reader

<b>LLL</b>	Less Reader	<b>DEDUCT \$413.00</b>
<b>KP</b>	Keypad	<b>STANDARD</b>
<b>MG</b>	Magnetic Stripe (Insert)	<b>\$90.00</b>
<b>MGK</b>	Magnetic Stripe + Keypad (Insert)	<b>\$141.00</b>
<b>MS</b>	Magnetic Stripe (Swipe)	<b>\$77.00</b>
<b>MSK</b>	Magnetic Stripe + Keypad (Swipe)	<b>\$128.00</b>
<b>PR</b>	Proximity	<b>\$128.00</b>
<b>PRK</b>	Proximity + Keypad	<b>\$179.00</b>
<b>SM</b>	Smart Card	<b>\$256.00</b>
<b>SMK</b>	Smart Card + Keypad	<b>\$308.00</b>
<b>MT</b>	Multi-Technology I Proximity and Smart Card	<b>\$282.00</b>
<b>MTK</b>	Multi-Technology + Keypad I Proximity and Smart Card	<b>\$333.00</b>

△ Reflects list price adder to base Keypad reader price of \$413.00. For reader modules (sold separately) see page AD-34

## 6. Select Lever\*

<b>LLL</b>	Less Lever	<b>DEDUCT \$16.00</b>
<b>SPA</b>	Sparta	<b>N/C</b>
<b>RHO</b>	Rhodes	<b>N/C</b>
<b>ATH</b>	Athens	<b>N/C</b>
<b>TLR</b>	Tubular	<b>N/C</b>

\*Tactile Warning (knurling) use prefix 8. Example 8SPA \$31.30

## 7. Select Finish

<b>626</b>	Satin Chrome	<b>N/C</b>
<b>605</b>	Bright Brass	<b>\$108.00</b>
<b>606</b>	Satin Brass	<b>\$108.00</b>
<b>612</b>	Satin Bronze	<b>\$108.00</b>
<b>619</b>	Satin Nickel	<b>\$108.00</b>
<b>625</b>	Bright Chrome	<b>\$108.00</b>
<b>643e</b>	Aged Bronze	<b>\$108.00</b>
<b>626AM</b>	Satin Chrome Antimicrobial	<b>\$138.00</b>

## 8. Select Cylinder Type

<b>PD</b> ○△	6 Pin Full Cylinder (Schlage)	<b>N/C</b>
<b>LD</b>	Less Full Cylinder (6 Pin: Schlage, Falcon)	<b>DEDUCT \$49.00</b>
<b>RD</b> ○□	Schlage FSIC Cylinder Everest	<b>\$24.00</b>
<b>JD</b>	Less Schlage FSIC Cylinder	<b>DEDUCT \$25.00</b>
<b>GD</b> ○□	Schlage SFIC Cylinder Everest	<b>\$55.00</b>
<b>BD</b>	Less SFIC Cylinder (Schlage, Falcon & Competitive OEM's)	<b>N/C</b>
<b>LD SAR</b>	Sargent Key-in-Lever (10L + 11L), less core	<b>DEDUCT \$49.00</b>
<b>JD SAR</b>	Sargent FSIC Cylinder, Less Core	<b>DEDUCT \$49.00</b>
<b>JD C06</b>	Corbin FSIC Cylinder, Less Core (6 Pin)	<b>DEDUCT \$49.00</b>
<b>JD YA6</b>	Yale FSIC Cylinder or Medeco 31*0100 FSIC Type (6 Pin), Less Core	<b>DEDUCT \$49.00</b>

- Master Keyed cylinders can be specified and will be shipped in lock packaging. For Master Keying Essentials form which should accompany the master keyed order, see MSC-9 – MSC-13.
  - △ For Master Keying, additional line item 50-210 is required for Classic and Everest cylinders, \$13.10 each.
  - Control Keys for installation/removal of interchangeable cores are not furnished and must be ordered separate.
- For additional assistance on Master Keying as well as restricted keyways please contact customer service.

Pricing/product description subject to change without notice



AD-400-993R-70-PR  
AD-400-993R-70-SM  
AD-400-993R-70-MT



KP



MG



MGK



MS

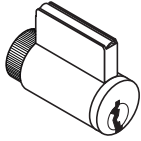


MSK

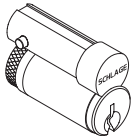


PRK  
SMK  
MTK

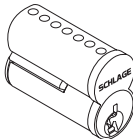
Full Cylinder  
PD LD LD SAR



Full Size  
Interchangeable Core  
RD JD JD SAR JD C06 JD YA6



Small Format  
Interchangeable Core  
GD BD



**9. Select Keying Type**

<b>C123</b>	Everest C123	N/C
<b>D*</b>	Everest D	\$9.30
<b>B*</b>	Everest B (SFIC)	\$52.00
<b>C/E/F</b>	Classic (C/E/F)	N/C

\* Everest Restricted Keyway requires a Letter of Authorization to be submitted with the order. See sample Letter of Authorization, MSC-14.

**10. Select Handing** (Field Reversible)

<b>RHR</b>	Right Handed Reverse	N/C
<b>LHR</b>	Left Handed Reverse	N/C

**11. Select Battery**

<b>LLL</b>	Less Battery Holder, Batteries, and Cover	DEDUCT \$20.00
<b>4B</b>	4AA Battery Kit	STANDARD
<b>8B</b>	8AA Battery Kit	\$30.00

**12-13. No Selection Required**

**14. Select Door Thickness**

<b>1-3/4"</b>	1-3/4"	STANDARD
<b>1-7/8"</b>	1-7/8" to 2-3/4" (Specify in 1/8" increments)	\$65.00

**15. Select Options**

<b>LRX</b>	Less Von Duprin low current Request-To-Exit switch	DEDUCT \$40.00
------------	--	----------------

AD-400 Exit Trim comes installed with a universal mounting plate and is compatible with Von Duprin Series 98/99 exit devices with a low current Request-To-Exit switch (RX-LC). Concealed Vertical Rod trim on metal door only. **When Request-to-exit is required, the Von Duprin RX-LC switch must be used or the Warranty is void.**

NOTE: AD-Series Non-Functioning "Dummy" Exit Trim now available. Please see page AD-30 for details

- NOTE: 1.) PIM400 required for connection to ACP; sold separately.  
 2.) PIM400-TD2 required for Wiegand or Clock and Data connection, see page AD-36.  
 PIM400-485-SBB required for RS485 connection to Schlage bright blue, see page bb-2.  
 3.) If RS485 connection to other ACP is required, contact software provider.

Accessories available, see pages AD-34 – AD-37.  
 Accessories include Panel interface Module (PIM400), Tamper Resistant Torx Screws, Decorative Plates, Handheld Device, etc.  
 Credentials available, see pages CR-2 – CR-5.

## 1-4. Select Chassis/ Exit Trim Type\* /Reader

<b>AD-993LLL</b>	“Dummy” Trim Less Reader for Exit Rim/Concealed Vertical Rod/Surface Vertical Rod/Mortise Lock	<b>\$505.00</b>
<b>AD-993DT</b>	“Dummy” Trim with “Dummy” Reader Cover for Exit Rim/Concealed Vertical Rod/Surface Vertical Rod/Mortise Lock	<b>\$515.00</b>

\* See page AD-31 for exit device compatibility. † Metal door only.

AD-Series



AD993DT

## 5. Select Lever\*

<b>LLL</b>	Less Lever	<b>DEDUCT \$16.00</b>
<b>SPA</b>	Sparta	<b>N/C</b>
<b>RHO</b>	Rhodes	<b>N/C</b>
<b>ATH</b>	Athens	<b>N/C</b>
<b>TLR</b>	Tubular	<b>N/C</b>

\*Tactile Warning (knurling) use prefix 8. Example 8SPA \$31.30

## 6. Select Finish

<b>626</b>	Satin Chrome	<b>N/C</b>
<b>605</b>	Bright Brass	<b>\$108.00</b>
<b>606</b>	Satin Brass	<b>\$108.00</b>
<b>612</b>	Satin Bronze	<b>\$108.00</b>
<b>619</b>	Satin Nickel	<b>\$108.00</b>
<b>625</b>	Bright Chrome	<b>\$108.00</b>
<b>643e</b>	Aged Bronze	<b>\$108.00</b>
<b>626AM</b>	Satin Chrome Antimicrobial	<b>\$138.00</b>

## 7. Select Cylinder Type (Non-functioning Cylinder)

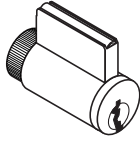
<b>PD</b> ○△	6 Pin Full Cylinder (Schlage)	<b>N/C</b>
<b>LD</b>	Less Full Cylinder (6 Pin: Schlage, Falcon)	<b>DEDUCT \$49.00</b>
<b>RD</b> ○□	Schlage FSIC Cylinder Everest	<b>\$24.00</b>
<b>JD</b>	Less Schlage FSIC Cylinder	<b>DEDUCT \$25.00</b>
<b>GD</b> ○□	Schlage SFIC Cylinder Everest	<b>\$55.00</b>
<b>BD</b>	Less SFIC Cylinder (Schlage, Falcon & Competitive OEM's)	<b>N/C</b>
<b>LD SAR</b>	Sargent Key-in-Lever (10L + 11L), less core	<b>DEDUCT \$49.00</b>
<b>JD SAR</b>	Sargent FSIC Cylinder, Less Core	<b>DEDUCT \$49.00</b>
<b>JD C06</b>	Corbin FSIC Cylinder, Less Core (6 Pin)	<b>DEDUCT \$49.00</b>
<b>JD YA6</b>	Yale FSIC Cylinder or Medeco 31*0100 FSIC Type (6 Pin), Less Core	<b>DEDUCT \$49.00</b>

- Master Keyed cylinders can be specified and will be shipped in lock packaging. For Master Keying Essentials form which should accompany the master keyed order, see MSC-9 – MSC-13.
- △ For Master Keying, additional line item 50-210 is required for Classic and Everest cylinders, \$13.10 each.
- Control Keys for installation/removal of interchangeable cores are not furnished and must be ordered separate.

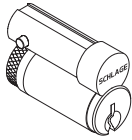
For additional assistance on Master Keying as well as restricted keyways please contact customer service.



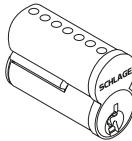
Full Cylinder  
PD LD LD SAR



Full Size  
Interchangeable Core  
RD JD JD SAR JD C06 JD YA6



Small Format  
Interchangeable Core  
GD BD



## 9. Select Keying Type

<b>C123</b>	Everest C123	N/C
<b>D*</b>	Everest D	\$9.30
<b>B*</b>	Everest B (SFIC)	\$52.00
<b>C/E/F</b>	Classic (C/E/F)	N/C

\* Everest Restricted Keyway requires a Letter of Authorization to be submitted with the order. See sample Letter of Authorization, MSC-14.

## 10. Select Handing (Field Reversible)

<b>RHR</b>	Right Handed Reverse	N/C
<b>LHR</b>	Left Handed Reverse	N/C

## 11-12. No Selection Required

## 13. Select Door Thickness

<b>1-3/4"</b>	1-3/4"	STANDARD
<b>1-7/8"</b>	1-7/8" to 2-3/4", (Specify in 1/8" increments)	\$65.00

### AD-Series Exit Trim

The AD993DT Non-Functioning “Dummy” Trim comes with a universal mounting plate and is compatible with the following exit devices:

#### Von Duprin 98/99 and 98/99XP

Rim, Concealed Vertical Rod (metal door only), Surface Vertical Rod, Mortise. Low current Request-to-Exit Switch optional for future network migration.

#### Von Duprin 22/22F

Rim, Surface Vertical Rod

#### Falcon 25 - Rim, Surface Vertical Rod

#### Sargent 80 Series - Rim

#### Corbin Russwin 5000 Series - Rim

#### Yale 7000 - Rim

#### Dorma 9300 - Rim

#### Precision 21 - Rim

Accessories available, see pages AD-34 – AD-37.

Accessories includes Tamper Resistant Torx Screws, Decorative Plates, Handheld Device, etc. Credentials available, see pages CR-2 – CR-5.

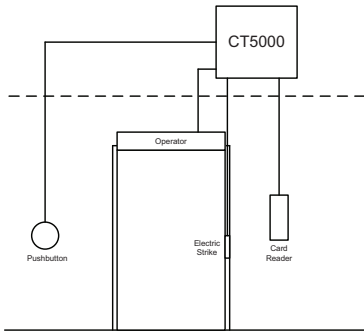
## CT-5000

The CT-5000 is an indoor, offline single opening controller. It is flexible and works with various card reader technologies. With the correct power supply, the CT-5000 controller works with various types of locking hardware, including electric strikes, electro-magnetic locks, or EL panic devices.

If networked functionality is required in the future, the CT-5000 can be upgraded to a WRI-400 by upgrading the firmware and adding one incremental piece of hardware. This provides greater adaptability in the field.

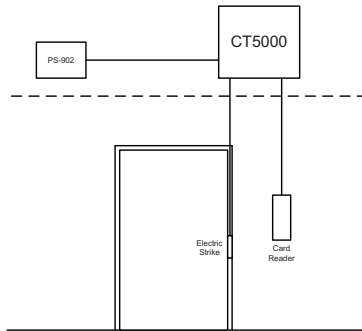
### Front Door Application

The CT-5000 can be used for front door applications with an automatic operator, electric strike and card reader.



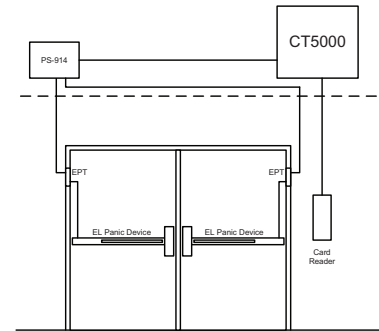
### Narrow Stile Application

For narrow stile applications the CT-5000 can be used with an electric strike and card reader.



### Exit Device Application

The CT-5000 and a card reader along with the PS-914 x 900-2RS Power Supply can control two EL exit devices for double door applications.



*Note: PS-902 (not pictured) and PS-914 x 900-2RS are required with the CT-5000. Sold Separately.*

## Certifications

- UL 294\*
- Canada UL\*
- FCC Part 15
- Canada RSS – 210
- RoHS

\* Certification in process will be achieved prior to shipment.

## Features

- Supports up to 5000 users and audits
- Comes standard with 15 foot USB remote cable connector
- Programmed using Schlage Handheld Device (HHD) via USB connection
- Power is hardwired
- Three form C relay outputs (for strike, auxiliary, and alarm)
- Supports Request to exit (remote release) and Door Position Switch input.
- Card functions supported: normal, toggle, freeze, pass through, construction, lock down, and all card plus PIN applications
- Multiple reader technologies and positions on both sides of the gate/ door
- Internal LED visual indicators (Including low battery and state of the relay)
- Compatible with SMS Express, Select, Premier or Enterprise

## Credential Compatibility

- Magnetic stripe: field configurable track 1, 2, or 3
- Compatible with Schlage, Xceed ID™, AWID®, HID®, GE/CASI ProxLite®
- 125 kHz Proximity cards: 26a, 34x, 35x, 37x bit formats (reader dependant)
- 13.56 MHz Smart card: 26a,34x, 35x, 37x, 40x, 48x bit format (reader dependant)
- Can read card serial number of Mifare Desfire (reader dependant)

<b>CT-5000*</b>	Offline Controller (15 ft. USB cable standard)	<b>\$780.00</b>
<b>PS-902</b>	2 amp Power Supply (Required)	<b>see page PS-2</b>
<b>HHD-Kit</b>	Schlage Handheld Programming Device (Required)	<b>see page CO-26</b>
<b>23745565*</b>	150 ft. USB cable for CT-5000 (Optional)	<b>\$110.00</b>

\* Contact customer service for availability

AD-Series

Product ID	Product Description	Product Specification	Price
<b>HANDHELD DEVICE</b>			
<b>HHD KIT</b>	Handheld Device pre-loaded with SUS application, HHD Kit also includes HH-USB Cable	Used to initialize, manage and test AD-Series and CO-Series Devices. Backwards compatible with KC2, BE367, CM and CL when used with HH-Serial Cable. (sold separately)	<b>\$930</b>
<b>HH-USB</b>	Cable	Additional or replacement cable used to connect HHD to AD-Series products, including PIM400 and PIB300	<b>\$45</b>
<b>HH-Serial</b>	Cable	Cable used to connect HHD to CIP for programming legacy CM/CL/KC products	<b>\$98</b>
<b>PIMWA-CV</b>	Null Converter	Converter used to connect HHD to WA Series PIM, using the HH-Serial Cable	<b>\$20</b>
<b>P512112</b>	CIP	Computer interface module without i-button reader – used with HH-Serial Cable for programming legacy CM/CL/KC products.	<b>\$254</b>
<b>P101203</b>	CIP w/ ibutton	Computer interface module with ibutton reader – used with HH-Serial Cable for programming legacy CM/CL/KC products.	<b>\$270</b>

**READERS MODULES** Note: Must specify Finish at time of order

<b>KP</b>	Keypad Only Reader Module	<b>\$413</b>
<b>MG (insert)</b>	Magnetic Stripe Reader Module (Track 1, 2, or 3)	<b>\$503</b>
<b>MGK (insert)</b>	Magnetic Stripe Reader Plus Keypad Module (Track 1, 2, or 3)	<b>\$554</b>
<b>MS (swipe)</b>	Magnetic Stripe Reader Module (Track 1, 2, or 3)	<b>\$490</b>
<b>MSK (swipe)</b>	Magnetic Stripe Reader Plus Keypad Module (Track 1, 2, or 3)	<b>\$541</b>
<b>PR</b>	125 kHz Proximity Reader Module (Schlage, HID, AWID, Casi, XceedID)	<b>\$541</b>
<b>PRK</b>	125 kHz Proximity Reader Plus Keypad Module (Schlage, HID, AWID, Casi, XceedID)	<b>\$592</b>
<b>SM</b>	13.56 MHz Smart Card Reader Module	<b>\$669</b>
<b>SMK</b>	13.56 MHz Smart Card Reader Plus Keypad Module	<b>\$720</b>
<b>MT</b>	125 kHz Proximity and 13.56 MHz Smart Card Reader Module	<b>\$695</b>
<b>MTK</b>	125 kHz Proximity and 13.56 MHz Smart Card Reader Plus Keypad Module	<b>\$746</b>
<b>DT*</b>	Dummy Trim Reader Cover	<b>\$23</b>

**COMMUNICATION MODULE KITS\*** Note: See grid below for cross-reference

<b>COM200C*</b>	Offline AD200/250 Communicate Kit, Classroom/Storeroom Function	Cover for Offline, Classroom/Storeroom Function	<b>\$50</b>
<b>COM200L♦**</b>	Offline AD200/250 Communicate Kit, Privacy/Apartment Function on MD Chassis	Cover for Offline, Privacy/Apartment Function on MD Chassis, w/ LED lens, Less Push-button	<b>\$60</b>
<b>COM200P♦**</b>	Offline AD200/250 Communicate Kit, Privacy/Apartment Function on CY/MS Chassis	Cover for Offline, Privacy/Apartment/Office Function, CY & MS Chassis, w/ LED & Pushbutton (Not available on 993 Exit Trim)	<b>\$60</b>
<b>COM300L♦**Δ</b>	Hardwired AD-300 Communication Kit	AD300 RS485 Comm Board plus Cover for Classroom/Storeroom Function, w/ LED Lens on CY & MS Chassis. All Functions on MD Chassis	<b>\$170</b>
<b>COM300P♦**Δ</b>	Hardwired AD-300 Communication Kit	AD300 RS485 Comm Board plus Cover for Office/Privacy/Apartment Function, w/ LED Lens and Push Button on CY & MS Chassis	<b>\$170</b>
<b>COM400L♦**Δ</b>	Wireless AD-400 Communication Kit	AD400 900MHz Wireless Comm Board plus Cover for Classroom/Storeroom Function, w/ LED Lens on CY & MS Chassis. All Functions on MD Chassis	<b>\$290</b>
<b>COM400P♦**Δ</b>	Wireless AD-400 Communication Kit	AD400 900MHz Wireless Comm Board plus Cover for Office/Privacy/Apartment Function, w/ LED Lens and Push Button on CY & MS Chassis	<b>\$290</b>

♦ Must order Door Position Switch #23364409 for proper operation unless a switch is already installed

\* Must specify finish when ordering separate

Δ Must order Pigtail Exit Adapter 23536774 for RX-LC switch if retrofitting AD-200-993 to AD-300-993 or AD-400-993

	Class	Chassis	Type	Classroom/ Storeroom (70)	Office (50)	Apartment (60)	Privacy (40)
<b>OFFLINE</b>	AD-200 & AD-250	CY	Cylindrical	COM200C	COM200P	COM200P	COM200P
	AD-200 & AD-250	MS	Mortise	COM200C	COM200P	COM200P	COM200P
	AD-200 & AD-250	MD	Mortise Deadbolt	COM200C	N/A	COM200L	COM200L
	AD-200 & AD-250	993	Exit Trim	COM200C	N/A	N/A	N/A
<b>NETWORKED</b>	AD-300	CY	Cylindrical	COM300L	COM300P	COM300P	COM300P
	AD-300	MS	Mortise	COM300L	COM300P	COM300P	COM300P
	AD-300	MD	Mortise Deadbolt	COM300L	N/A	COM300L	COM300L
	AD-300	993	Exit Trim	COM300L	N/A	N/A	N/A
	AD-400	CY	Cylindrical	COM400L	COM400P	COM400P	COM400P
	AD-400	MS	Mortise	COM400L	COM400P	COM400P	COM400P
	AD-400	MD	Mortise Deadbolt	COM400L	N/A	COM400L	COM400L
AD-400	993	Exit Trim	COM400L	N/A	N/A	N/A	

Suffixes: C= Cover L= LED Only P= Pushbutton

Product ID	Product Description	Product Specification	Price
<b>BATTERY HOLDER KITS*</b>			
4C *	Interior Battery Cover	Cover only for interior escutcheon; no AA Batteries or Holder.	\$20
4B *	Battery Holder Kit	Battery Kit for 4 AA (Cover and Holder); Batteries not included	\$35
8B *	Battery Holder Kit	Battery Kit for 8 AA (Cover and Holder); Batteries not included	\$65
* Must specify finish when ordering separate			
<b>MISCELLANEOUS HARDWARE</b>			
23364409	Door Position Switch Kit	Door Position Switch with Strike Mounted Magnet.	\$19
23538812 *	Tamper Torx Screws for AD-Series Cylindrical Locks		\$25
23538820 *	Tamper Torx Screws for AD-Series Mortise Locks		\$25
23538838 *	Tamper Torx Screws for AD-Series Exit Trim		\$20
* Must specify finish when ordering separate			
<b>SHIM PLATES</b>			
23458599	Exterior Shim Plate. Device is 0.063" thick		\$14
23458607	Interior Shim Plate - AD-200/250/300. Device is 0.063" thick		\$18
23458565	Interior Shim Plate - AD-400. Device is 0.063" thick		\$18

### DECORATIVE PLATES

Decorative plates may have multiple applications, please consult AD-Series Retrofit Template Overlay Guide on [www.schlage.com/support](http://www.schlage.com/support) for more information.

Plates available in three finishes - 626 Satin Chrome standard. For 605 Bright Brass or 643e Aged Bronze, consult customer service.

23760267	Decorative plate with fasteners	1.7" H x 3.5" W x .075" D	\$20
23760283	Decorative plate with fasteners	3.2" H x 3.5" W x .075" D	\$25
23760317	Decorative plate with fasteners	6" H x 3.5" W x .075" D	\$35
23760325	Decorative plate with fasteners	6.6" H x 3.5" W x .075" D	\$35
23760309	Decorative plate with fasteners	8" H x 3.5" W x .075" D	\$35
23760291	Decorative plate with welded standoff and fasteners	8" H x 3.5" W x .075" D	\$65
23760259*	Under the lock decorative plate (fasteners not necessary)	10.5" H x 3.5" W x .075" D	\$35
23760275*	Under the lock decorative plate (fasteners not necessary)	12" H x 3.5" W x .075" D	\$40
23631823	Exit Trim decorative plate with fasteners	1.5" H x 3.25" W x .105" D	\$15

\* A single under the device is 0.075" thick, please consider overall door thickness when ordering.

Note: Single plate price. Interior and exterior plates may be required.

### AD-300 Hardwired Accessories

#### Panel Interface Board

PIB300-2D	Panel Interface Board supports 2 doors	Supports up to (2) AD-300 Locks (7" x 7.1" enclosure) Wiegand (data1/data0) or magnetic stripe (clock & data) output; includes weatherproof enclosure, RS485 input; requires 12 or 24 VDC power supply	\$383
RLBD	Dry Contact Board for either PIM400-TD2 or PIB300-2D	Optional Dry contact board available for PIB300-2D or PIM400-TD2 to simplify installation with Access Control Panels that require relays. Configurable for Normally Open or Normally Closed.	\$195

#### Accessories

IRDORCOR	Coring fixture (cores 3/8" bore in door)		\$1,663
798-12	12" x 3/8" Armored door cord		\$57
798-18	18" x 3/8" Armored door cord		\$72
RX-LC	Request-to-exit switch kit - field install (also called S1-LC)		\$239

### AD-250 Accessories

CL-ENCODER-2	Campus Lock Magnetic Stripe Encoder ISO compatible high/low coercivity with female/male serial cable		\$3,300
--------------	---	--	---------

**NOTE:** For additional Enrollers, see page SMS-2 and SMS-3

Product ID	Product Description	Product Specification	Price
<b>AD-400 Wireless Accessories</b>			
<b>Panel Interface Modules</b>			
PIM400-TD2	Panel Interface Module supports 2 doors	Wiegand (data1/data0) or magnetic stripe (clock & data) output; includes weatherproof enclosure, internal antenna with ability to add remote antennal; requires 12 or 24 VDC power supply. Dry Contact board not included. (7.1" x 7.1" enclosure)	\$677
RLBD	Dry Contact Board for either PIM400-TD2 or PIB300-2D	Optional Dry contact board available for PIM400-TD2 or PIB300-2D to simplify installation with Access Control Panels that require relays. Configurable for Normally Open or Normally Closed.	\$195
<b>Wireless Portable Readers</b>			
WPR400-DT	Wireless Portable Signal Tester	Battery-operated, handheld signal tester with non-functioning Reader	\$1,036
WPR400-KP	Keypad Reader	Battery-operated, handheld unit with keypad reader	\$1,426
WPR400-MG	Magnetic Stripe Reader (insert)	Battery-operated, handheld unit with magnetic stripe reader (Track 1, 2, or 3)	\$1,516
WPR400-MGK	Magnetic Stripe Reader + Keypad (insert)	Battery-operated, handheld unit with magnetic stripe reader (Track 1, 2, or 3) and Keypad	\$1,567
WPR400-MS	Magnetic Stripe Reader (swipe)	Battery-operated, handheld unit with magnetic stripe reader (Track 1, 2, or 3)	\$1,503
WPR400-MSK	Magnetic Stripe Reader + Keypad (swipe)	Battery-operated, handheld unit with magnetic stripe reader (Track 1, 2, or 3) and Keypad	\$1,554
WPR400-PR	Proximity Reader	Battery-operated, handheld unit with proximity reader	\$1,554
WPR400-PRK	Proximity Reader + Keypad	Battery-operated, handheld unit with proximity reader and keypad	\$1,605
WPR400-SM	Smart Card Reader	Battery-operated, handheld unit with smart card reader	\$1,682
WPR400-SMK	Smart Card Reader + Keypad	Battery-operated, handheld unit with smart card reader and keypad	\$1,733
WPR400-MT	Multi-Technology Reader	Battery-operated, handheld unit with multi-technology reader	\$1,708
WPR400-MTK	Multi-Technology Reader + Keypad	Battery-operated, handheld unit with multi-technology reader and keypad	\$1,759
<b>Control Kits</b>			
ECK400	Elevator Control Kit	1ea WRI400, PIM400-TD2, ANT400-REM-I/O, 12 VDC Power Supply	\$2,250
GCK400	Gate Control Kit	1ea WRI400, PIM400-TD2, ANT400-REM-I/O, MGB + MCA5, 12 VDC Power Supply	\$2,350
<b>Wireless Reader Interface - Outdoor</b>			
WRI400	Outdoor Wireless Reader Interface + Indoor	Wireless Reader Interface; compatible with Wiegand or magnetic stripe interface, weatherproof enclosure, inputs for two paralleled readers; requires 12 or 24 VDC power supply	\$798
<b>Wireless Status Monitor</b>			
WSM400	Wireless Status Monitor	Wireless Status Monitor; provides inputs for door positioning monitor or other sensors; requires 12 or 24 VDC power supply.	\$820
<b>Wireless Test Kit</b>			
TK400	Wireless Test Kit	Pre-installed Test Kit; complete with WPR400-DT, PIM400-TD2, 593PI power supply, charger and carrying case	\$1,324
<b>Wireless Repeater</b>			
REPTR400	Wireless Repeater Kit for AD-400	Complete with PIM400-TD2 and WRI400	\$1,473

**AD-400 Wireless Accessories (continued)**
**Remote Antennas**

<b>ANT400-REM-I/O</b>	Omni-directional remote indoor/outdoor antenna module. Grounding kit for outdoor applications sold separately.	Includes antenna, 15' coax, coax whip, articulated wall/post mounting hardware; For use with PIM400 and/or WRI400. Grounding Kit requires available (MGB+MCA5) for outdoor installations.	<b>\$435</b>
<b>ANT400-REM-I/O+6DB</b>	Directional, flat panel, remote indoor/outdoor antenna w/ 6DB of gain. Grounding kit for outdoor applications sold separately.	Includes 15' of 50 ohm coax cable with connector and coax whip. Articulated wall/postmounting hardware. Requires available Grounding Kit (MGB+MCA5) for outdoor installations.	<b>\$420</b>
<b>ANT400-REM-Ceiling</b>	Omni-directional remote indoor antenna module	Includes antenna, 15' coax, coax whip. For indoor use with PIM400 and/or WRI400.	<b>\$320</b>
<b>ANT400-REM-HALL</b>	Bi-directional remote indoor antenna module.	Includes antenna, 15' coax, coax whip. For indoor use with PIM400 and/or WRI400.	<b>\$455</b>

**Antenna Grounding Kit**

<b>MGB + MCA5</b>	Grounding kit for ANT400-REM-I/O remote antenna kits	May be used with ANT400-REM-I/O, ANT400-REM-I/O + 6 DB, ANT400-REM Ceiling, ANT400-REM-HALL	<b>\$150</b>
-------------------	--	---	--------------

**Miscellaneous**

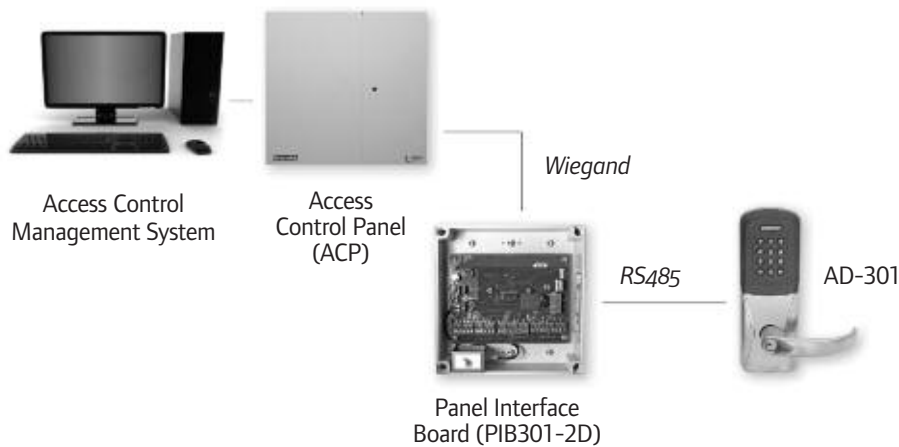
<b>593PI-12DC</b>	12 VDC Power Supply	120 VAC to 12 VDC, Used to power PIM-TD2, PIM-TD4, PIM-EXP, WRI-OTD-12 VDC, and WRI-IN-12 VDC as well as PIM400 and WRI400	<b>\$93</b>
-------------------	---------------------	--	-------------

## FIPS 201 Overview


- Federal Government Standard for secure and reliable form of identification
- Mandated by Homeland Security Presidential Directive 12 (HSPD 12)
- Required for all Federal Government employees and contractors
- Mandates the type of Smart Card and Card Reader per application

## Schlage AD-Series FIPS 201 Compliant Solutions:

- **The AD-Series (AD-200, AD-250, AD-300, and AD-400) cannot be upgraded in the field to achieve FIPS 201 compliance**
- Two FIPS 201 compliant options are available in the AD-Series; AD-301 Hardwired and AD-401 Wireless
- The AD-301 and AD-401 meet the following criteria to achieve FIPS 201 certification:
  - Sold and installed as a complete system from the factory with specific FIPS201 Compliant components including the lock, panel interface and reader (see below for specifics)
  - A specific Wiegand communication to the access control panel (ACP)
  - Read PIV/PIV-II Compliant Smart Cards via FMK Reader
  - Maintain specific hardware and firmware versions from the factory per certification
- AD-301 Hardwired FIPS 201 compliant solution
  - Solution requires use of PIB301 – 2D which can control up to 2 different hardwired AD301 locks
  - RS 485 communication between lock and PIB301-2D
  - Wiegand communication to access control panel (ACP must be FIPS201 compliant)
  - FIPS201 Multi-Tech Reader (FMK)



- AD-401 Wireless FIPS201 compliant solution
  - Solution requires use of PIM401-TD2 which can control up to 2 Wireless AD-401 locks
  - 900 MHz communication between lock and PIM401-TD2
  - A specific Wiegand communication to access control panel (ACP must be FIPS 201 compliant)
  - FIPS Multi-Tech Reader (FMK)





## How to Order:

### REQUIRED FIELDS

### FACTORY DEFAULT AND OPTIONS

AD-401 - CY - 70 - FMK - SPA - 626 - PD - C123 - RH - 4B - 13-049 - 10-025 - 1-3/4 -

**1. Series**
**2. Class**

AD-301 Networked Hardwired  
AD-401 Networked Wireless

**3. Chassis:\***

CY Cylindrical  
MS Mortise  
MD Mortise Deadbolt  
993R Exit Trim - Rim/CVR  
993S Exit Trim - SVR  
993M Exit Trim - Mortise

**4. Function:**

70 Classroom/Storeroom

**5. Reader:**

FMK FIPS201 Compliant a  
Multi-Technology Reader

**6. Lever: Δ**

SPA Sparta ATH Athens  
RHO Rhodes TLR Tubular

Δ Tactile warning, use prefix 8. Example 8SPA

**7. Finish:**

626 Satin Chrome  
605 Bright Brass  
606 Satin Brass  
612 Satin Bronze  
619 Satin Nickel  
625 Bright Chrome  
643e Aged Bronze  
626AM Satin Chrome (Antimicrobial Coating)

**8. Cylinder Type:**

PD Schlage 6-pin Full Cylinder (For options see individual Class/Chassis page)

**9. Keyway Type:**

C123 Everest (For options see individual Class/Chassis page)

**10. Handing:**

RH Right Handed  
LH Left Handed

**11. Battery Holder:**

4B - 4AA Battery Kit      8B - 8AA Battery Kit

**12. Backset and Latch or Armor Front:**

13-049 2-3/4" Backset, Deadlatch, Square Corner, 1-1/8" x 2-1/4" (Standard on CY Chassis)  
09-663 Armor Front, 1-1/4" Wide, Square Corner (Standard on MS Chassis)  
For options see individual Class/Chassis page

**13. Strike:**

10-025 1-3/16" Lip, ANSI, no box, 1-1/4" x 4-7/8" (Standard on CY Chassis)  
10-072 1-3/16" Lip, 1-1/4" x 4-7/8" square corner, box (Standard on MS Chassis)  
For options see individual Class/Chassis page

**14. Door Thickness:**

1-3/4" (Standard)  
For options see individual Class/Chassis page

**15. Options** must specify PIM401-TD2 or PIB301-2D

Pricing/product description subject to change without notice

## 1-4. Select Chassis/Function

NOTE: Locking function capabilities are determined by users access control system

<b>AD-301-CY-70*</b> Classroom/Storeroom	<b>\$1,615.00</b>
--	-------------------

\* Less Door Position Switch, use suffix LDP. Deduct \$15.00

AD-Series



AD-301-CY-70-FMK

## 5. Select Reader

<b>FMK</b> FIPS201 Multi-Technology + Keypad I Proximity and Smart Card (PIV-II Card)	<b>\$366.00</b>
---	-----------------

## 6. Select Lever\*

<b>LLL</b> Less interior and exterior levers	<b>DEDUCT \$32.00</b>
<b>SPA</b> Sparta	<b>N/C</b>
<b>RHO</b> Rhodes	<b>N/C</b>
<b>ATH</b> Athens	<b>N/C</b>
<b>TLR</b> Tubular	<b>N/C</b>

\*Tactile Warning (knurling) for exterior levers only use prefix 8. Example 8SPA \$31.30

## 7. Select Finish

<b>626</b> Satin Chrome	<b>N/C</b>
<b>605</b> Bright Brass	<b>\$108.00</b>
<b>606</b> Satin Brass	<b>\$108.00</b>
<b>612</b> Satin Bronze	<b>\$108.00</b>
<b>619</b> Satin Nickel	<b>\$108.00</b>
<b>625</b> Bright Chrome	<b>\$108.00</b>
<b>643e</b> Aged Bronze	<b>\$108.00</b>
<b>626AM</b> Satin Chrome Antimicrobial	<b>\$138.00</b>

## 8. Select Cylinder Type

<b>PD</b> ◊△ 6 Pin Full Cylinder (Schlage)	<b>N/C</b>
<b>LD</b> Less Full Cylinder (6 Pin: Schlage, Falcon)	<b>DEDUCT \$49.00</b>
<b>RD</b> ◊□ Schlage FSIC Cylinder Everest	<b>\$24.00</b>
<b>JD</b> Less Schlage FSIC Cylinder	<b>DEDUCT \$25.00</b>
<b>GD</b> ◊□ Schlage SFIC Cylinder Everest	<b>\$55.00</b>
<b>BD</b> Less SFIC Cylinder (Schlage, Falcon & Competitive OEM's)	<b>N/C</b>
<b>LD SAR</b> Sargent Key-in-Lever (10L + 11L), less core	<b>DEDUCT \$49.00</b>
<b>JD SAR</b> Sargent FSIC Cylinder, Less Core	<b>DEDUCT \$49.00</b>
<b>JD C06</b> Corbin FSIC Cylinder, Less Core (6 Pin)	<b>DEDUCT \$49.00</b>
<b>JD YA6</b> Yale FSIC Cylinder or Medeco 31*0100 FSIC Type (6 Pin), Less Core	<b>DEDUCT \$49.00</b>

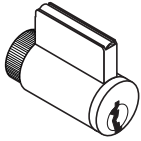
- ◊ Master Keyed cylinders can be specified and will be shipped in lock packaging. For Master Keying Essentials form which should accompany the master keyed order, see MSC-9 – MSC-13.
- △ For Master Keying, additional line item 50-210 is required for Classic and Everest cylinders, \$13.10 each.
- Control Keys for installation/removal of interchangeable cores are not furnished and must be ordered separate.

For additional assistance on Master Keying as well as restricted keyways please contact customer service.

**NOTE:** AD-200/AD-250/AD-300/AD-400 cannot be upgraded to be FIPS201 compliant.

**NOTE:** Verify compatibility of PIV-II credentials with access control software provider.

Full Cylinder  
PD LD LD SAR



## 9. Select Keying Type

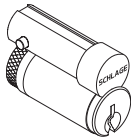
<b>C123</b>	Everest C123	N/C
<b>D*</b>	Everest D	\$9.30
<b>B*</b>	Everest B (SFIC)	\$52.00
<b>C/E/F</b>	Classic (C/E/F)	N/C

\* Everest Restricted Keyway requires a Letter of Authorization to be submitted with the order. See sample Letter of Authorization, MSC-14.

## 10. Select Handing (Field Reversible)

<b>RH</b>	Right Handed	N/C
<b>LH</b>	Left Handed	N/C
<b>RHR</b>	Right Handed Reverse	N/C
<b>LHR</b>	Left Handed Reverse	N/C

Full Size  
Interchangeable Core  
RD JD JD SAR JD C06 JD YA6



## 11. Select Battery

<b>LLL</b>	Less Cover	DEDUCT \$10.00
	Cover Only - no batteries or holder	STANDARD

## 12. Select Backset & Latchbolt

<b>LLL</b>	Less Latch	DEDUCT \$23.10
<b>13-049</b>	2-3/4" Backset, Deadlatch, Square corner, 1-1/8" x 2-1/4"	STANDARD
<b>14-049</b>	2-3/4" Backset, Deadlatch Anti-friction fire door latch, Square corner, 1-1/8" x 2-1/4", 3/4" throw	\$121.00
<b>14-051</b>	2-3/8" Backset, Deadlatch Square corner, 1-1/8" x 2-1/4"	N/C
<b>14-050</b>	3-3/4" Backset, Deadlatch Square corner, 1-1/8" x 2-1/4"	\$7.20
<b>43-001</b>	5" Backset extensionlink, Deadlatch	\$19.20
<b>39-030*</b>	Rabbeted latch and strike kit, 605 and 626 only	\$35.10

\* Adapts square corner latch and 2-3/4" square corner strike to 1/2" rabbeted door and frame.

## 13. Select Strike Plate

<b>LLL</b>	Less Strike Plate	DEDUCT \$3.30
<b>10-025*</b>	1-3/16" Lip, ANSI, no box, 1-1/14" x 4-7/8"	STANDARD
<b>10-013**</b>	1-1/8" Lip, Square Corner, T-strike, box, 1-1/8" - 2-3/4"	N/C
<b>10-016</b>	1-1/8" Lip, Square Corner, T-strike, deap box, fire door latch	N/C
<b>K510-066</b>	Box for ANSI strike (Must be specific)	N/C

\* 1-3/8" Lip available, must specify 1-3/8" Lip \$5.30

\*\* 1-1/2" Lip available, must specify 1-1/2" Lip

## 14. Select Door Thickness

<b>1-3/4"</b>	1-3/4"	STANDARD
<b>1-3/8"</b>	1-3/8" to 2-3/4", Shims included (Specify in 1/8" increments)	\$65.00

## 15. Select Panel Interface Board (Required)

<b>PIB301-2D</b>	Panel Interface Board supports 2 doors (FIPS)	Supports up to (2) AD-301 Locks (7" x 7.1" enclosure) Wiegand (data1/data0) output; includes weatherproof enclosure, RS485 input; requires 12 or 24 VDC power supply	\$383
------------------	---	--	-------

Standard Accessories available, see pages AD-52 – AD-53.

Standard Accessories (sold separately) include, Tamper Resistant Torx Screws, Decorative Plates, Handheld Device, Dry Contact Board (RLBD), etc.

1-3. Select Chassis/Mortise Type

AD-301-MS	Mortise	\$1,778.00
-----------	---------	------------

AD-Series



AD-301-MS-70-FMK

4. Select Function

NOTE: Locking function capabilities are determined by users access control system

70*	Classroom/Storeroom	STANDARD
-----	---------------------	----------

\* Less Door Position Switch, use suffix LDP. Deduct \$15.00

5. Select Reader

FMK	FIPS201 Multi-Technology + Keypad I Proximity and Smart Card (PIV-II Card)	\$363.00
-----	--	----------

6. Select Lever\*

LLL	Less interior and exterior levers	DEDUCT \$50.00
SPA	Sparta	N/C
RHO	Rhodes	N/C
ATH	Athens	N/C
TLR	Tubular	N/C

\* Tactile Warning (knurling) for exterior levers only use prefix 8. Example 8SPA \$31.30

7. Select Finish

626	Satin Chrome	N/C
605	Bright Brass	\$108.00
606	Satin Brass	\$108.00
612	Satin Bronze	\$108.00
619	Satin Nickel	\$108.00
625	Bright Chrome	\$108.00
643e	Aged Bronze	\$108.00
626AM	Satin Chrome Antimicrobial	\$138.00

8. Select Cylinder Type

PD ○△	6 Pin Full Cylinder (Schlage)	N/C
LD	Less Full Cylinder (6 Pin: Schlage, Falcon)	DEDUCT \$49.00
RD ○□	Schlage FSIC Cylinder Everest	\$24.00
JD	Less Schlage FSIC Cylinder	DEDUCT \$25.00
GD ○□	Schlage SFIC Cylinder Everest	\$55.00
BD	Less SFIC Cylinder (Schlage, Falcon & Competitive OEM's)	N/C
LD SAR	Sargent Key-in-Lever (10L + 11L), less core	DEDUCT \$49.00
JD SAR	Sargent FSIC Cylinder, Less Core	DEDUCT \$49.00
JD C06	Corbin FSIC Cylinder, Less Core (6 Pin)	DEDUCT \$49.00
JD YA6	Yale FSIC Cylinder or Medeco 31*0100 FSIC Type (6 Pin), Less Core	DEDUCT \$49.00

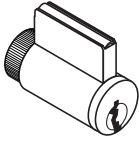
- Master Keyed cylinders can be specified and will be shipped in lock packaging. For Master Keying Essentials form which should accompany the master keyed order, see MSC-9 – MSC-13.
- △ For Master Keying, additional line item 50-210 is required for Classic and Everest cylinders, \$13.10 each.
- Control Keys for installation/removal of interchangeable cores are not furnished and must be ordered separate.

For additional assistance on Master Keying as well as restricted keyways please contact customer service.

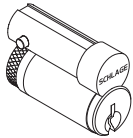
**NOTE:** AD-200/AD-250/AD-300/AD-400 cannot be upgraded to be FIPS201 compliant.

**NOTE:** Verify compatibility of PIV-II credentials with access control software provider.

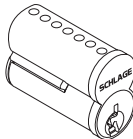
Full Cylinder  
PD LD LD SAR



Full Size  
Interchangeable Core  
RD JD JD SAR JD CO6 JD YA6



Small Format  
Interchangeable Core  
GD BD



**9. Select Keying Type**

<b>C123</b>	Everest C123	N/C
<b>D*</b>	Everest D	\$9.30
<b>B*</b>	Everest B (SFIC)	\$52.00
<b>C/E/F</b>	Classic (C/E/F)	N/C

\* Everest Restricted Keyway requires a Letter of Authorization to be submitted with the order. See sample Letter of Authorization, MSC-14.

**10. Select Handing** (Field Reversible)

<b>RH</b>	Right Handed	N/C
<b>LH</b>	Left Handed	N/C
<b>RHR</b>	Right Handed Reverse	N/C
<b>LHR</b>	Left Handed Reverse	N/C

**11. Select Battery**

<b>LLL</b>	Less Cover	DEDUCT \$10.00
	Cover Only - no batteries or holder	STANDARD

**12. Select Mortise Lock Armor Front**

<b>LLL</b>	Less Armor Front	DEDUCT \$11.10
<b>09-663</b>	1-1/4" Wide Square Corner, Latch for MS	STANDARD
<b>09-669</b>	1-1/16" Wide Square Corner, Latch, options for MS	N/C
<b>09-666</b>	1-1/4" Wide Square Corner, Latch x Deadbolt for MD	STANDARD
<b>09-672</b>	1-1/16" Wide Square Corner, Latch x Deadbolt, Options for MD	N/C

**13. Select Strike Plate**

<b>LLL</b>	Less Strike	DEDUCT \$8.60
<b>10-072</b>	1-3/16" Lip, 1-1/4" x 4-7/8", Square Corner, box,	STANDARD
<b>10-072</b>	7/8", 1", 1-1/2", 1-3/4", or 2" Lip, 1-1/4" x 4-7/8", Square Corner, box	N/C
<b>10-075</b> ○	1/2" Rabbeted	\$70.90
<b>37-015</b>	Strike Frame Reinforcer, specify 37-015	N/C
<b>XL11-820</b> △	One hole for latching functions, RH & LHR doors Lip 1-3/16"	\$8.70
<b>XL11-821</b> △	One hole for latching functions, LH & RHR doors Lip 1-3/16"	\$8.70

○ For 1-3/4" thick doors, use wide armor front. For over 1-3/4" thick door extended equally (EE) use 1-1/4" wide armor front.

△ Extended leadtime, consult customer service.

**14. Select Door Thickness**

<b>1-3/4"</b>	1-3/4"	STANDARD
<b>1-3/8"</b>	1-3/8" to 2-3/4", Shims included (Specify in 1/8" increments)	\$65.00

**15. Select Panel Interface Board (Required)**

<b>PIB301-2D</b>	Panel Interface Board supports 2 doors (FIPS)	Supports up to (2) AD-301 Locks (7" x 7.1" enclosure) Wiegand (data1/data0) output; includes weatherproof enclosure, RS485 input; requires 12 or 24 VDC power supply	\$383
------------------	---	--	-------

Standard Accessories available, see pages AD-52 – AD-53.

Standard Accessories sold separately include Tamper Resistant Torx Screws, Decorative Plates, Handheld Device, Dry Contact Board (RLBD), etc.

## 1-3. Select Chassis/Exit Trim Type \*

<b>AD-301-993R</b>	Exit Rim/† Concealed Vertical Rod	<b>\$1,889.00</b>
<b>AD-301-993S</b>	Exit Surface Vertical Rod	<b>\$1,906.00</b>
<b>AD-301-993M</b>	Exit Mortise Lock	<b>\$1,906.00</b>

† Metal door only. \* See page AD-43 for exit device compatibility.

## 4. Select Function

<b>70*</b>	Classroom/Storeroom	<b>STANDARD</b>
------------	---------------------	-----------------

\* Less Door Position Switch, use suffix LDP. Deduct \$15.00

## 5. Select Reader

<b>FMK</b>	FIPS201 Multi-Technology + Keypad I Proximity and Smart Card (PIV-II Card)	<b>\$363.00</b>
------------	--	-----------------

## 6. Select Lever\*

<b>LLL</b>	Less Lever	<b>DEDUCT \$16.00</b>
<b>SPA</b>	Sparta	<b>N/C</b>
<b>RHO</b>	Rhodes	<b>N/C</b>
<b>ATH</b>	Athens	<b>N/C</b>
<b>TLR</b>	Tubular	<b>N/C</b>

\* Tactile Warning (knurling) use prefix 8. Example 8SPA \$31.30

## 7. Select Finish

<b>626</b>	Satin Chrome	<b>N/C</b>
<b>605</b>	Bright Brass	<b>\$108.00</b>
<b>606</b>	Satin Brass	<b>\$108.00</b>
<b>612</b>	Satin Bronze	<b>\$108.00</b>
<b>619</b>	Satin Nickel	<b>\$108.00</b>
<b>625</b>	Bright Chrome	<b>\$108.00</b>
<b>643e</b>	Aged Bronze	<b>\$108.00</b>
<b>626AM</b>	Satin Chrome Antimicrobial	<b>\$138.00</b>

## 8. Select Cylinder Type

<b>PD</b> ◊△	6 Pin Full Cylinder (Schlage)	<b>N/C</b>
<b>LD</b>	Less Full Cylinder (6 Pin: Schlage, Falcon)	<b>DEDUCT \$49.00</b>
<b>RD</b> ◊□	Schlage FSIC Cylinder Everest	<b>\$24.00</b>
<b>JD</b>	Less Schlage FSIC Cylinder	<b>DEDUCT \$25.00</b>
<b>GD</b> ◊□	Schlage SFIC Cylinder Everest	<b>\$55.00</b>
<b>BD</b>	Less SFIC Cylinder (Schlage, Falcon & Competitive OEM's)	<b>N/C</b>
<b>LD SAR</b>	Sargent Key-in-Lever (10L + 11L), less core	<b>DEDUCT \$49.00</b>
<b>JD SAR</b>	Sargent FSIC Cylinder, Less Core	<b>DEDUCT \$49.00</b>
<b>JD C06</b>	Corbin FSIC Cylinder, Less Core (6 Pin)	<b>DEDUCT \$49.00</b>
<b>JD YA6</b>	Yale FSIC Cylinder or Medeco 31*0100 FSIC Type (6 Pin), Less Core	<b>DEDUCT \$49.00</b>

◊ Master Keyed cylinders can be specified and will be shipped in lock packaging. For Master Keying Essentials form which should accompany the master keyed order, see MSC-9 – MSC-13.

△ For Master Keying, additional line item 50-210 is required for Classic and Everest cylinders, \$13.10 each.

□ Control Keys for installation/removal of interchangeable cores are not furnished and must be ordered separate.

For additional assistance on Master Keying as well as restricted keyways please contact customer service.

**NOTE:** AD-200/AD-250/AD-300/AD-400 cannot be upgraded to be FIPS201 compliant.

**NOTE:** Verify compatibility of PIV-II credentials with access control software provider.

Pricing/product description subject to change without notice

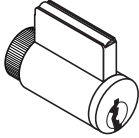


AD-301-993R-70-FMK

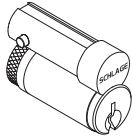


# AD-301 Networked Hardwired - Exit Trim (FIPS Compliant)

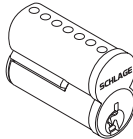
Full Cylinder  
PD LD LD SAR



Full Size  
Interchangeable Core  
RD JD JD SAR JD C06 JD YA6



Small Format  
Interchangeable Core  
GD BD



## 9. Select Keying Type

<b>C123</b>	Everest C123	N/C
<b>D*</b>	Everest D	\$9.30
<b>B*</b>	Everest B (SFIC)	\$52.00
<b>C/E/F</b>	Classic (C/E/F)	N/C

\* Everest Restricted Keyway requires a Letter of Authorization to be submitted with the order. See sample Letter of Authorization, MSC-14.

## 10. Select Handing (Field Reversible)

<b>RHR</b>	Right Handed Reverse	N/C
<b>LHR</b>	Left Handed Reverse	N/C

## 11. Select Battery

<b>LLL</b>	Less Cover	DEDUCT \$10.00
	Cover Only - no batteries or holder	STANDARD

## 12-13. No Selection Required

## 14. Select Door Thickness

<b>1-3/4"</b>	1-3/4"	STANDARD
<b>1-7/8"</b>	1-7/8" to 2-3/4", (Specify in 1/8" increments)	\$65.00

## 15. Select Options

<b>LRX</b>	Less Von Duprin low current Request-To-Exit switch	DEDUCT \$40.00
------------	--	----------------

## 16. Select Panel Interface Board (Required)

<b>PIB301-2D</b>	Panel Interface Board supports 2 doors (FIPS)	Supports up to (2) AD-301 Locks (7" x 7.1" enclosure) Wiegand (data1/data0) output; includes weatherproof enclosure, RS485 input; requires 12 or 24 VDC power supply	\$383
------------------	---	--	-------

AD-301 Exit Trim comes with a universal mounting plate and is compatible with Von Duprin Series 98/99 or 98/99XP exit devices with a low current Request-To-Exit switch (RX-LC). Concealed Vertical Rod trim on metal door only. **When Request-to-exit is required, the Von Duprin RX-LC switch must be used or the Warranty is void.**

Standard Accessories available, see pages AD-52 – AD-53.

Standard Accessories sold separately include Tamper Resistant Torx Screws, Decorative Plates, Handheld Device, Dry Contact Board (RLBD), etc.

Pricing/product description subject to change without notice



## 1-4. Select Chassis/Function

NOTE: Locking function capabilities are determined by users access control system

<b>AD-401-CY-70*</b> Classroom/Storeroom	<b>\$1,743.00</b>
--	-------------------

\* Less Door Position Switch, use suffix LDP. Deduct \$15.00

AD-Series



AD-401-CY-70-FMK

## 5. Select Reader

<b>FMK</b> FIPS201 Multi-Technology + Keypad I Proximity and Smart Card (PIV-II Card)	<b>\$363.00</b>
---	-----------------

## 6. Select Lever\*

<b>LLL</b> Less interior and exterior levers	<b>DEDUCT \$32.00</b>
<b>SPA</b> Sparta (Standard)	<b>N/C</b>
<b>RHO</b> Rhodes	<b>N/C</b>
<b>ATH</b> Athens	<b>N/C</b>
<b>TLR</b> Tubular	<b>N/C</b>

\* Tactile Warning (knurling) for exterior levers only use prefix 8. Example 8SPA \$31.30

## 7. Select Finish

<b>626</b> Satin Chrome	<b>N/C</b>
<b>605</b> Bright Brass	<b>\$108.00</b>
<b>606</b> Satin Brass	<b>\$108.00</b>
<b>612</b> Satin Bronze	<b>\$108.00</b>
<b>619</b> Satin Nickel	<b>\$108.00</b>
<b>625</b> Bright Chrome	<b>\$108.00</b>
<b>643e</b> Aged Bronze	<b>\$108.00</b>
<b>626AM</b> Satin Chrome Antimicrobial	<b>\$138.00</b>

## 8. Select Cylinder Type

<b>PD</b> ◊△ 6 Pin Full Cylinder (Schlage)	<b>N/C</b>
<b>LD</b> Less Full Cylinder (6 Pin: Schlage, Falcon)	<b>DEDUCT \$49.00</b>
<b>RD</b> ◊□ Schlage FSIC Cylinder Everest	<b>\$24.00</b>
<b>JD</b> Less Schlage FSIC Cylinder	<b>DEDUCT \$25.00</b>
<b>GD</b> ◊□ Schlage SFIC Cylinder Everest	<b>\$55.00</b>
<b>BD</b> Less SFIC Cylinder (Schlage, Falcon & Competitive OEM's)	<b>N/C</b>
<b>LD SAR</b> Sargent Key-in-Lever (10L + 11L), less core	<b>DEDUCT \$49.00</b>
<b>JD SAR</b> Sargent FSIC Cylinder, Less Core	<b>DEDUCT \$49.00</b>
<b>JD C06</b> Corbin FSIC Cylinder, Less Core (6 Pin)	<b>DEDUCT \$49.00</b>
<b>JD YA6</b> Yale FSIC Cylinder or Medeco 31*0100 FSIC Type (6 Pin), Less Core	<b>DEDUCT \$49.00</b>

- ◊ Master Keyed cylinders can be specified and will be shipped in lock packaging. For Master Keying Essentials form which should accompany the master keyed order, see MSC-9 – MSC-13.
- △ For Master Keying, additional line item 50-210 is required for Classic and Everest cylinders, \$13.10 each.
- Control Keys for installation/removal of interchangeable cores are not furnished and must be ordered separate.

For additional assistance on Master Keying as well as restricted keyways please contact customer service.

**NOTE:** AD-200/AD-250/AD-300/AD-400 cannot be upgraded to be FIPS201 compliant.

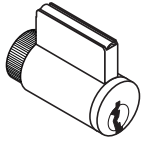
**NOTE:** Verify compatibility of PIV-II credentials with access control software provider.



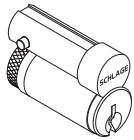
# SCHLAGE AD-401 Networked Wireless - Cylindrical (FIPS Compliant)

AD-Series

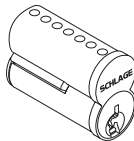
Full Cylinder  
PD LD LD SAR



Full Size  
Interchangeable Core  
RD JD JD SAR JD CO6 JD YA6



Small Format  
Interchangeable Core  
GD BD



## 9. Select Keying Type

<b>C123</b>	Everest C123	N/C
<b>D*</b>	Everest D	\$9.30
<b>B*</b>	Everest B (SFIC)	\$52.00
<b>C/E/F</b>	Classic (C/E/F)	N/C

\* Everest Restricted Keyway requires a Letter of Authorization to be submitted with the order. See sample Letter of Authorization, MSC-14.

## 10. Select Handing (Field Reversible)

<b>RH</b>	Right Handed	N/C
<b>LH</b>	Left Handed	N/C
<b>RHR</b>	Right Handed Reverse	N/C
<b>LHR</b>	Left Handed Reverse	N/C

## 11. Select Battery

<b>LLL</b>	Less Battery Holder, Batteries, and Cover	DEDUCT \$20.00
<b>4B</b>	4AA Battery Kit	STANDARD
<b>8B</b>	8AA Battery Kit	\$30.00

## 12. Select Backset & Latchbolt

<b>LLL</b>	Less Latch	DEDUCT \$23.10
<b>13-049</b>	2-3/4" Backset, Deadlatch, Square corner, 1-1/8" x 2-1/4"	STANDARD
<b>14-049</b>	2-3/4" Backset, Deadlatch Anti-friction fire door latch, Square corner, 1-1/8" x 2-1/4", 3/4" throw	\$121.00
<b>14-051</b>	2-3/8" Backset, Deadlatch Square corner, 1-1/8" x 2-1/4"	N/C
<b>14-050</b>	3-3/4" Backset, Deadlatch Square corner, 1-1/8" x 2-1/4"	\$7.20
<b>43-001</b>	5" Backset extensionlink, Deadlatch	\$19.20
<b>39-030*</b>	Rabbeted latch and strike kit, 605 and 626 only	\$35.10

\* Adapts square corner latch and 2-3/4" square corner strike to 1/2" rabbeted door and frame.

## 13. Select Strike Plate

<b>LLL</b>	Less Strike Plate	DEDUCT \$3.30
<b>10-025*</b>	1-3/16" Lip, ANSI, no box, 1-1/14" x 4-7/8"	STANDARD
<b>10-013**</b>	1-1/8" Lip, Square Corner, T-strike, box, 1-1/8" - 2-3/4"	N/C
<b>10-016</b>	1-1/8" Lip, Square Corner, T-strike, deap box, fire door latch	N/C
<b>K510-066</b>	Box for ANSI strike (Must be specific)	N/C

\* 1-3/8" Lip available, must specify 1-3/8" Lip \$5.30

\*\* 1-1/2" Lip available, must specify 1-1/2" Lip

## 14. Select Door Thickness

<b>1-3/4"</b>	1-3/4"	STANDARD
<b>1-3/8"</b>	1-3/8" to 2-3/4", Shims included (Specify in 1/8" increments)	\$65.00

## 15. Select Panel Interface Module (Required)

<b>PIM401-TD2</b>	Panel Interface Module supports 2 doors (FIPS)	Wiegand (data1/data0) output; includes weatherproof enclosure, requires 12 or 24 VDC power supply. Dry Contact board not included. (7.1" x 7.1" enclosure)	\$677
-------------------	--	--	-------

Standard Accessories available, see pages AD-52 – AD-53.

Standard Accessories sold separately include Tamper Resistant Torx Screws, Decorative Plates, Hand-held Device, Dry Contact Board (RLBD), etc.

1-3. Select Chassis/Mortise Type

AD-401-MS	Mortise	\$1,926.00
-----------	---------	------------



AD-401-MS-70-FMK

AD-Series

4. Select Function

NOTE: Locking function capabilities are determined by users access control system

70*	Classroom/Storeroom	STANDARD
-----	---------------------	----------

\* Less Door Position Switch, use suffix LDP. Deduct \$15.00

5. Select Reader

FMK	FIPS201 Multi-Technology + Keypad I Proximity and Smart Card (PIV-II Card)	\$363.00
-----	--	----------

6. Select Lever\*

LLL	Less interior and exterior levers	DEDUCT \$50.00
SPA	Sparta	N/C
RHO	Rhodes	N/C
ATH	Athens	N/C
TLR	Tubular	N/C

\*Tactile Warning (knurling) for exterior levers only use prefix 8. Example 8SPA \$31.30

7. Select Finish

626	Satin Chrome	N/C
605	Bright Brass	\$108.00
606	Satin Brass	\$108.00
612	Satin Bronze	\$108.00
619	Satin Nickel	\$108.00
625	Bright Chrome	\$108.00
643e	Aged Bronze	\$108.00
626AM	Satin Chrome Antimicrobial	\$138.00

8. Select Cylinder Type

PD ○△	6 Pin Full Cylinder (Schlage)	N/C
LD	Less Full Cylinder (6 Pin: Schlage, Falcon)	DEDUCT \$49.00
RD ○□	Schlage FSIC Cylinder Everest	\$24.00
JD	Less Schlage FSIC Cylinder	DEDUCT \$25.00
GD ○□	Schlage SFIC Cylinder Everest	\$55.00
BD	Less SFIC Cylinder (Schlage, Falcon & Competitive OEM's)	N/C
LD SAR	Sargent Key-in-Lever (10L + 11L), less core	DEDUCT \$49.00
JD SAR	Sargent FSIC Cylinder, Less Core	DEDUCT \$49.00
JD C06	Corbin FSIC Cylinder, Less Core (6 Pin)	DEDUCT \$49.00
JD YA6	Yale FSIC Cylinder or Medeco 31*0100 FSIC Type (6 Pin), Less Core	DEDUCT \$49.00

○ Master Keyed cylinders can be specified and will be shipped in lock packaging. For Master Keying Essentials form which should accompany the master keyed order, see MSC-9 – MSC-13.

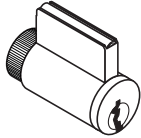
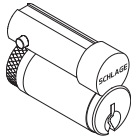
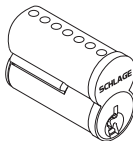
△ For Master Keying, additional line item 50-210 is required for Classic and Everest cylinders, \$13.10 each.

□ Control Keys for installation/removal of interchangeable cores are not furnished and must be ordered separate.

For additional assistance on Master Keying as well as restricted keyways please contact customer service.

**NOTE:** AD-200/AD-250/AD-300/AD-400 cannot be upgraded to be FIPS201 compliant.

**NOTE:** Verify compatibility of PIV-II credentials with access control software provider.

Full Cylinder  
 PD LD LD SAR

 Full Size  
 Interchangeable Core  
 RD JD JD SAR JD CO6 JD YA6

 Small Format  
 Interchangeable Core  
 GD BD

**9. Select Keying Type**

<b>C123</b>	Everest C123	N/C
<b>D*</b>	Everest D	\$9.30
<b>B*</b>	Everest B (SFIC)	\$52.00
<b>C/E/F</b>	Classic (C/E/F)	N/C

\* Everest Restricted Keyway requires a Letter of Authorization to be submitted with the order. See sample Letter of Authorization, MSC-14.

**10. Select Handing (Field Reversible)**

<b>RH</b>	Right Handed	N/C
<b>LH</b>	Left Handed	N/C
<b>RHR</b>	Right Handed Reverse	N/C
<b>LHR</b>	Left Handed Reverse	N/C

**11. Select Battery**

<b>LLL</b>	Less Battery Holder, Batteries, and Cover	DEDUCT \$20.00
<b>4B</b>	4AA Battery Kit	STANDARD
<b>8B</b>	8AA Battery Kit	\$30.00

**12. Select Mortise Lock Armor Front**

<b>LLL</b>	Less Armor Front	DEDUCT \$11.10
<b>09-663</b>	1-1/4" Wide Square Corner, Latch for MS	STANDARD
<b>09-669</b>	1-1/16" Wide Square Corner, Latch, options for MS	N/C
<b>09-666</b>	1-1/4" Wide Square Corner, Latch x Deadbolt for MD	STANDARD
<b>09-672</b>	1-1/16" Wide Square Corner, Latch x Deadbolt, Options for MD	N/C

**13. Select Strike Plate**

<b>LLL</b>	Less Strike	DEDUCT \$8.60
<b>10-072</b>	1-3/16" Lip, 1-1/4" x 4-7/8", Square Corner, box,	STANDARD
<b>10-072</b>	7/8", 1", 1-1/2", 1-3/4", or 2" Lip, 1-1/4" x 4-7/8", Square Corner, box	N/C
<b>10-075</b> ○	1/2" Rabbeted	\$70.90
<b>37-015</b>	Strike Frame Reinforcer, specify 37-015	N/C
<b>XL11-820</b> △	One hole for latching functions, RH & LHR doors Lip 1-3/16"	\$8.70
<b>XL11-821</b> △	One hole for latching functions, LH & RHR doors Lip 1-3/16"	\$8.70

○ For 1-3/4" thick doors, use wide armor front. For over 1-3/4" thick door extended equally (EE) use 1-1/4" wide armor front.

△ Extended leadtime, consult customer service.

**14. Select Door Thickness**

<b>1-3/4"</b>	1-3/4"	STANDARD
<b>1-3/8"</b>	1-3/8" to 2-3/4", Shims included (Specify in 1/8" increments)	\$65.00

**15. Select Panel Interface Module (Required)**

<b>PIM401-TD2</b>	Panel Interface Module supports 2 doors (FIPS)	Wiegand (data1/data0) output; includes weatherproof enclosure, requires 12 or 24 VDC power supply. Dry Contact board not included. (7.1" x 7.1" enclosure)	\$677
-------------------	--	--	-------

Standard Accessories available, see pages AD-52 – AD-53.

Standard Accessories (sold separately) include Tamper Resistant Torx Screws, Decorative Plates, Handheld Device, Dry Contact Board (RLBD), etc.

### 1-3. Select Chassis/Exit Trim Type\*

<b>AD-401-993R</b>	Exit Rim/+ Concealed Vertical Rod	<b>\$2,032.00</b>
<b>AD-401-993S</b>	Exit Surface Vertical Rod	<b>\$2,061.00</b>
<b>AD-401-993M</b>	Exit Mortise Lock	<b>\$2,061.00</b>

† Metal door only. \* See page AD-43 for exit device compatibility.



AD-401-993R-70-FMK

### 4. Select Function

<b>70*</b>	Classroom/Storeroom	<b>STANDARD</b>
------------	---------------------	-----------------

\* Less Door Position Switch, use suffix LDP. Deduct \$15.00

### 5. Select Reader

<b>FMK</b>	FIPS201 Multi-Technology + Keypad I Proximity and Smart Card (PIV-II Card)	<b>\$363.00</b>
------------	--	-----------------

### 6. Select Lever\*

<b>LLL</b>	Less Lever	<b>DEDUCT \$16.00</b>
<b>SPA</b>	Sparta	<b>N/C</b>
<b>RHO</b>	Rhodes	<b>N/C</b>
<b>ATH</b>	Athens	<b>N/C</b>
<b>TLR</b>	Tubular	<b>N/C</b>

\*Tactile Warning (knurling) use prefix 8. Example 8SPA \$31.30

### 7. Select Finish

<b>626</b>	Satin Chrome	<b>N/C</b>
<b>605</b>	Bright Brass	<b>\$108.00</b>
<b>606</b>	Satin Brass	<b>\$108.00</b>
<b>612</b>	Satin Bronze	<b>\$108.00</b>
<b>619</b>	Satin Nickel	<b>\$108.00</b>
<b>625</b>	Bright Chrome	<b>\$108.00</b>
<b>643e</b>	Aged Bronze	<b>\$108.00</b>
<b>626AM</b>	Satin Chrome Antimicrobial	<b>\$138.00</b>

### 8. Select Cylinder Type

<b>PD</b> ◊△	6 Pin Full Cylinder (Schlage)	<b>N/C</b>
<b>LD</b>	Less Full Cylinder (6 Pin: Schlage, Falcon)	<b>DEDUCT \$49.00</b>
<b>RD</b> ◊□	Schlage FSIC Cylinder Everest	<b>\$24.00</b>
<b>JD</b>	Less Schlage FSIC Cylinder	<b>DEDUCT \$25.00</b>
<b>GD</b> ◊□	Schlage SFIC Cylinder Everest	<b>\$55.00</b>
<b>BD</b>	Less SFIC Cylinder (Schlage, Falcon & Competitive OEM's)	<b>N/C</b>
<b>LD SAR</b>	Sargent Key-in-Lever (10L + 11L), less core	<b>DEDUCT \$49.00</b>
<b>JD SAR</b>	Sargent FSIC Cylinder, Less Core	<b>DEDUCT \$49.00</b>
<b>JD C06</b>	Corbin FSIC Cylinder, Less Core (6 Pin)	<b>DEDUCT \$49.00</b>
<b>JD YA6</b>	Yale FSIC Cylinder or Medeco 31*0100 FSIC Type (6 Pin), Less Core	<b>DEDUCT \$49.00</b>

◊ Master Keyed cylinders can be specified and will be shipped in lock packaging. For Master Keying Essentials form which should accompany the master keyed order, see MSC-9 – MSC-13.

△ For Master Keying, additional line item 50-210 is required for Classic and Everest cylinders, \$13.10 each.

□ Control Keys for installation/removal of interchangeable cores are not furnished and must be ordered separate.

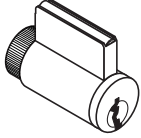
For additional assistance on Master Keying as well as restricted keyways please contact customer service.

**NOTE:** AD-200/AD-250/AD-300/AD-400 cannot be upgraded to be FIPS201 compliant.

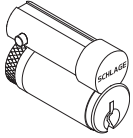
**NOTE:** Verify compatibility of PIV-II credentials with access control software provider.

Pricing/product description subject to change without notice

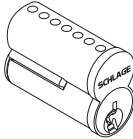
Full Cylinder  
PD LD LD SAR



Full Size  
Interchangeable Core  
RD JD JD SAR JD C06 JD YA6



Small Format  
Interchangeable Core  
GD BD



## 9. Select Keying Type

<b>C123</b>	Everest C123	N/C
<b>D*</b>	Everest D	\$9.30
<b>B*</b>	Everest B (SFIC)	\$52.00
<b>C/E/F</b>	Classic (C/E/F)	N/C

\* Everest Restricted Keyway requires a Letter of Authorization to be submitted with the order. See sample Letter of Authorization, MSC-14.

## 10. Select Handing (Field Reversible)

<b>RHR</b>	Right Handed Reverse	N/C
<b>LHR</b>	Left Handed Reverse	N/C

## 11. Select Battery

<b>LLL</b>	Less Battery Holder, Batteries, and Cover	DEDUCT \$20.00
<b>4B</b>	4AA Battery Kit	STANDARD
<b>8B</b>	8AA Battery Kit	\$30.00

## 12-13. No Selection Required

## 14. Select Door Thickness

<b>1-3/4"</b>	1-3/4"	STANDARD
<b>1-7/8"</b>	1-7/8" to 2-3/4" (Specify in 1/8" increments)	\$65.00

## 15. Select Options

<b>LRX</b>	Less Von Duprin low current Request-To-Exit switch	DEDUCT \$40.00
------------	--	----------------

## 16. Select Panel Interface Module

### AD-401 FIPS Compliant Panel Interface Module (Required)

Product ID	Product Description	Product Specification	Price
<b>PIM401-TD2</b>	Panel Interface Module supports 2 doors (FIPS)	Wiegand (data1/data0) output; includes weatherproof enclosure, requires 12 or 24 VDC power supply. Dry Contact board not included. (7.1" x 7.1" enclosure)	<b>\$677</b>

AD-401 Exit Trim comes installed with a universal mounting plate and is compatible with Von Duprin Series 98/99 and 98/99XP exit devices with a low current Request-To-Exit switch (RX-LC). Concealed Vertical Rod trim on metal door only. **When Request-to-exit is required, the Von Duprin RX-LC switch must be used or the Warranty is void.**

Standard Accessories available, see pages AD-52 – AD-53.

Standard Accessories sold separately include Tamper Resistant Torx Screws, Decorative Plates, Handheld Device, Dry Contact Board (RLBD), etc.

Pricing/product description subject to change without notice

Product ID	Product Description	Product Specification	Price
<b>HANDHELD DEVICE</b>			
<b>HHD KIT</b>	Handheld Device pre-loaded with SUS application, HHD Kit also includes HH-USB Cable	Used to initialize, Manage and Test AD-Series Devices.	<b>\$930</b>
<b>HH-USB</b>	Cable	Additional or replacement cable used to connect HHD to AD-Series products, including PIM401-TD2 and PIB301-2D	<b>\$45</b>

### BATTERY HOLDER KITS\*

<b>4C *</b>	Interior Battery Cover	Cover only for interior escutcheon; no AA Batteries or Holder.	<b>\$20</b>
<b>4B *</b>	Battery Holder Kit	Battery Kit for 4 AA (Cover and Holder); Batteries not included	<b>\$35</b>
<b>8B *</b>	Battery Holder Kit	Battery Kit for 8 AA (Cover and Holder); Batteries not included	<b>\$65</b>

\* Must specify finish when ordering separate

### MISCELLANEOUS HARDWARE

<b>23364409</b>	Door Position Switch Kit	Door Position Switch with Strike Mounted Magnet.	<b>\$19</b>
<b>23538812 *</b>	Tamper Torx Screws for AD-Series Cylindrical Locks		<b>\$25</b>
<b>23538820 *</b>	Tamper Torx Screws for AD-Series Mortise Locks		<b>\$25</b>
<b>23538838 *</b>	Tamper Torx Screws for AD-Series Exit Trim		<b>\$20</b>

\* Must specify finish when ordering separate

### SHIM PLATES

<b>23458599</b>	Exterior Shim Plate. Device is 0.063" thick		<b>\$14</b>
<b>23458607</b>	Interior Shim Plate - AD-301. Device is 0.063" thick		<b>\$18</b>
<b>23458565</b>	Interior Shim Plate - AD-401. Device is 0.063" thick		<b>\$18</b>

### DECORATIVE PLATES

Decorative plates may have multiple applications, please consult AD-Series Retrofit Template Overlay Guide on [www.schlage.com/support](http://www.schlage.com/support) for more information.

Plates available in three finishes - 626 Satin Chrome standard. For 605 Bright Brass or 643e Aged Bronze, consult customer service.

<b>23760267</b>	Decorative plate with fasteners	1.7" H x 3.5" W x .075" D	<b>\$20</b>
<b>23760283</b>	Decorative plate with fasteners	3.2" H x 3.5" W x .075" D	<b>\$25</b>
<b>23760317</b>	Decorative plate with fasteners	6" H x 3.5" W x .075" D	<b>\$35</b>
<b>23760325</b>	Decorative plate with fasteners	6.6" H x 3.5" W x .075" D	<b>\$35</b>
<b>23760309</b>	Decorative plate with fasteners	8" H x 3.5" W x .075" D	<b>\$35</b>
<b>23760291</b>	Decorative plate with welded standoff and fasteners	8" H x 3.5" W x .075" D	<b>\$65</b>
<b>23760259*</b>	Under the lock decorative plate (fasteners not necessary)	10.5" H x 3.5" W x .075" D	<b>\$35</b>
<b>23760275*</b>	Under the lock decorative plate (fasteners not necessary)	12" H x 3.5" W x .075" D	<b>\$40</b>
<b>23631823</b>	Exit Trim decorative plate with fasteners	1.5" H x 3.25" W x .105" D	<b>\$15</b>

\* A single under the device is 0.075" thick, please consider overall door thickness when ordering.

Note: Single plate price. Interior and exterior plates may be required.

Product ID	Product Description	Product Specification	Price
<b>AD-301 Hardwired Accessories</b>			
<b>Panel Interface Board</b>			
<b>PIB301-2D</b>	Panel Interface Board supports 2 doors	Supports up to (2) AD-301 Locks (7" x 7.1" enclosure) Wiegand (data1/data0) output; includes weatherproof enclosure, RS485 input; requires 12 or 24 VDC power supply	<b>\$383</b>
<b>RLBD</b>	Dry Contact Board for either PIM401-TD2 or PIB301-2D	Optional Dry contact board available for PIB301-2D to simplify installation with Access Control Panels that require relays. Configurable for Normally Open or Normally Closed.	<b>\$195</b>
<b>Accessories</b>			
<b>IRDORCOR</b>		Coring fixture (cores 3/8" bore in door)	<b>\$1,663</b>
<b>798-12</b>		12" x 3/8" Armored door cord	<b>\$57</b>
<b>798-18</b>		18" x 3/8" Armored door cord	<b>\$72</b>
<b>RX-LC</b>		Request-to-exit switch kit - field install (also called S1-LC)	<b>\$239</b>
<b>AD-401 Wireless Accessories</b>			
<b>Panel Interface Modules</b>			
<b>PIM401-TD2</b>	Panel Interface Module supports 2 doors	Wiegand (data1/data0) output; includes weatherproof enclosure, requires 12 or 24 VDC power supply. Dry Contact board not included. (7.1" x 7.1" enclosure)	<b>\$677</b>
<b>RLBD</b>	Dry Contact Board for either PIM401-TD2 or PIB301-2D	Optional Dry contact board available for PIM401-TD2 to simplify installation with Access Control Panels that require relays. Configurable for Normally Open or Normally Closed.	<b>\$120</b>
<b>Miscellaneous</b>			
<b>593PI-12DC</b>	12 VDC Power Supply	120 VAC to 12 VDC, Used to power PIM401-TD2	<b>\$93</b>





**CO-SERIES TABLE OF CONTENTS**

<b>CO-Series Overview</b>	<b>CO-2</b>
<b>How To Order</b>	<b>CO-5</b>
<b>CO-100 Offline; Manually Programmable</b>	<b>CO-6</b>
Cylindrical	CO-6
Mortise	CO-8
Exit Trim	CO-10
<b>CO-200 Offline; Computer Programmable with with user Rights on Locks</b>	<b>CO-12</b>
Cylindrical	CO-12
Mortise/Mortise Deadbolt	CO-14
Exit Trim	CO-16
<b>CO-250 Offline; Computer Programmable with user Rights on Magnetic Stripe Card</b>	<b>CO-18</b>
Cylindrical	CO-18
Mortise/Mortise Deadbolt	CO-20
Exit Trim	CO-22
<b>CO-993DT Non-functioning "Dummy" Exit Trim</b>	<b>CO-24</b>
<b>CO-Series Accessories</b>	<b>CO-26</b>
HHD and Accessories	CO-26
CL-Encoder	CO-26
Door Position Switch	CO-26
Tamper Torx Screws	CO-26
Shim Plates	CO-26
Decorative Plates	CO-27
<b>CT-5000 Offline Controller</b>	<b>CO-28</b>

## CO-Series Programmable Electronic Locks

CO-Series offline locks are the ideal solution for facilities that want the convenience and efficiency of electronic access control without the complexity or cost of a networked system.

The **Class** of the lock determines how the lock communicates with the Access Control System, three options are available:

- CO-100: Offline, keypad only, manually programmable only
- CO-200: Offline; user access rights stored in the lock
- CO-250: Offline; user access rights stored on magnetic stripe card

The CO-Series is available in three lock **Chassis** options as well as four exit trim options:

- CY: Cylindrical
- MS: Mortise
- MD: Mortise Deadbolt (CO-200, CO-250 only)
- 993R: Exit Trim — Rim/Concealed Vertical Rod (CVR) (metal door only)
- 993S: Exit Trim — Surface Vertical Rod (SVR)
- 993M: Exit Trim — Mortise
- 993DT: Non-Functioning “Dummy” Exit Trim

The CO-Series is available with three **locking functions**:

### Classroom/Storeroom

Lockset is normally secure. Inside lever always allows free egress. Valid toggle credentials on the exterior may be used to change to a passage or secured status.

### Privacy\*

Lockset is normally secure. Inside lever always allows free egress. Interior pushbutton on inside housing may be used to select a privacy status. The interior pushbutton will disable normal electronic access from the exterior. Opening the door or pressing the interior pushbutton a second time on the inside housing deactivates the privacy status.

\* Privacy function not available on CO-100

### Office

Lockset is normally secure. Inside lever always allows free egress. Interior pushbutton on inside housing may be used to select a passage or secured status. Meets need for lockdown function for safety and security. NOTE: Valid toggle credentials on the exterior may also be used to change status.

The CO-Series is available with five different credential reader options.

Credential Reader Type	DESCRIPTION
PR: Proximity PRK: Proximity with Keypad	Reads 125 kHz proximity credentials
MS: Magnetic Stripe (Swipe) MSK: Magnetic Stripe with Keypad (Swipe)	Configurable to read the complete Track 1, 2 or 3
KP: Keypad Only	12 button design

Please visit [www.schlage.com](http://www.schlage.com) for complete details.

## Valid Configuration

Please reference the chart below for valid class, chassis and reader configuration.

		CO-100			CO-200			CO-250		
Chassis		CY	MS	MD	CY	MS	MD	CY	MS	MD
Function	70 - Classroom/Storeroom	yes	yes	yes	yes	yes	yes	yes	yes	yes
	50 - Office	yes	yes	no	yes	yes	no	yes	yes	no
	40 - Privacy	no	no	no	yes	yes	yes	yes	yes	yes
	60- Apartment	no	no	no	no	no	no	no	no	no
Reader	KP - Keypad	yes	yes	yes	yes	yes	yes	no	no	no
	MS - Magnetic Stripe (Swipe)	no	no	no	yes	yes	yes	yes	yes	yes
	MSK - Magnetic Stripe + Keypad (Swipe)	no	no	no	yes	yes	yes	yes	yes	yes
	PR - Proximity	no	no	no	yes	yes	yes	no	no	no
	PRK - Proximity + Keypad	no	no	no	yes	yes	yes	no	no	no

## Programming Method

		CO-100	CO-200	CO-250	WA, VIP, KC2, CM and CL
Programming Method	Manually Programmed	✓	✓		
	Computer Programmed Schlage HDD Kit		✓	✓	
	Computer Programmed Schlage HDD Kit, CIP, HH-Serial				✓

## Card Enrollment Readers

for use with Schlage SMS Software. See pages SMS-2 and 3

Software		CO-100	CO-200	CO-250
			SMS Express	SMS S/P/E
Enrollment Reader	CRM - page SMS -2 (Magnetic Stripe Cards)		✓	
	CRP - page SMS -2 (Proximity Cards)		✓	
	SENROLL - page SMS -3 (Proximity, Magnetic Stripe Cards)			✓
	CL-ENCODER 2 - page SMS -3 (Magnetic Stripe Cards)			✓

Note: SMS S/P/E - Schlage SMS Select/Premier/Enterprise Access Control Software

\* SENROLL also compatible with smart cards and ibutton; CO-Series does not feature these technologies.

## Software Compatibility

Below is a summary of CO-Series feature compatibility with Schlage SMS. For a complete list please see datasheets.

Standalone Locks	CO-100 No Software	CO-200 SMS Express	CO-200 SMS Select/Enterprise/Premier	CO-250 SMS Select/Enterprise/Premier
Number of Users	500	1,000	2,000	Unlimited
Number of Audits	N/A	2,000	2,000	4,000
Holidays	N/A	32	32	32
1st Person In	N/A	Yes	Yes	Yes
Time Zones	N/A	8	16	16
Auto Locks	N/A	8	8	8

## Cylinder Compatibility

Key-in-lever design accepts many popular models of standard, SFIC, and FSIC cylinders.

Cylinder Compatibility	Full Size (key-in-lever 6 pin)		FSIC (6 pin)	SFIC (6 & 7 Pin)		
Schlage	●	▲	●	▲	●	▲
Falcon	●	▲				▲
Sargent		▲		▲		▲
Corbin Russwin				▲		▲
Yale (also includes Medeco & Competitive OEM's)				▲		▲

● = with cylinder ▲ = less cylinder Note: See pricebook for specific configurations.

## Exit Device Compatibility

Exit trim utilizes universal hardware to simplify installation of offline trim to a variety of exit devices.

Exit Device Compatibility		Rim	SVR	CVR	Mortise
Von Duprin	98/99 and 98/99XP	✓	✓	✓	✓
Von Duprin	22/22F	✓	✓		
Falcon	25	✓	✓		
Corbin Russwin	5000	✓			
Precision	21	✓			
Yale	7000	✓			
Dorma	9300	✓			

## How to Order:

### REQUIRED FIELDS

### FACTORY DEFAULT AND OPTIONS

CO-200 - CY - 70 - MS - SPA - 626 - PD - C123 - RH - 4B - 13-049 - 10-025 - 1-3/4 -

#### 1. Series

#### 2. Class\*

- 100 Keypad Programmable
- 200 Rights on Lock
- 250 Rights on Magnetic Stripe Credential

#### 3. Chassis:\*

- CY Cylindrical
- MS Mortise
- MD Mortise Deadbolt
- 993R Exit Trim - Rim/CVR
- 993S Exit Trim - SVR
- 993M Exit Trim - Mortise
- 993DT Non-functioning "Dummy" Exit Trim

#### 4. Function:\*

- 70 Classroom/Storeroom
- 50 Office
- 40 Privacy

#### 5. Reader:\*

- KP Keypad
- MSK Magnetic Stripe + Keypad (Swipe)
- MS Magnetic Stripe (Swipe)
- PRK Proximity + Keypad
- PR Proximity

\* For specific options see individual class/chassis page

#### 6. Lever: Δ

- SPA Sparta                      ATH Athens
- RHO Rhodes                    TLR Tubular

Δ Tactile warning, use prefix 8. Example 8SPA

#### 7. Finish:

- 626 Satin Chrome
- 605 Bright Brass
- 606 Satin Brass
- 612 Satin Bronze
- 619 Satin Nickel
- 625 Bright Chrome
- 643e Aged Bronze
- 626AM Satin Chrome (Antimicrobial Coating)

#### 8. Cylinder Type:

- PD Schlage 6-pin Full Cylinder (For options see individual Class/Chassis page)

#### 9. Keyway Type:

- C123 Everest (For options see individual Class/Chassis page)

#### 10. Handing:

- RH Right Handed
- LH Left Handed

#### 11. Battery Holder:

- 4B - 4AA Battery Kit

#### 12. Backset and Latch or Armor Front:

- 13-049 2-3/4" Backset, Deadlatch, Square Corner, 1-1/8" x 2-1/4" (Standard on CY Chassis)
  - 09-663 Armor Front, 1-1/4" Wide, square corner (standard on MS Chassis)
- For options see individual Class/Chassis page

#### 13. Strike:

- 10-025 1-3/16" Lip, ANSI, no box, 1-1/4" x 4-7/8" (Standard on CY Chassis)
  - 10-072 1-3/16" Lip, 1-1/4" x 4-7/8" square corner, box (Standard on MS Chassis)
- For options see individual Class/Chassis page

#### 14. Door Thickness:

- 1-3/4" (Standard)
- For options see individual Class/Chassis page

#### 15. Options

Pricing/product description subject to change without notice

## 1-5. Select Chassis/Function/Reader (Note: CO-Series readers are not interchangeable)

<b>CO-100-CY-70-KP</b>	Classroom/Storeroom with Keypad Reader; manually programmed	<b>\$686.00</b>
<b>CO-100-CY-50-KP</b>	Office with Keypad Reader; manually programmed	<b>\$696.00</b>

## 6. Select Lever\*

<b>LLL</b>	Less interior and exterior levers	<b>DEDUCT \$32.00</b>
<b>SPA</b>	Sparta	<b>N/C</b>
<b>RHO</b>	Rhodes	<b>N/C</b>
<b>ATH</b>	Athens	<b>N/C</b>
<b>TLR</b>	Tubular	<b>N/C</b>

\*Tactile Warning (knurling) for exterior levers only use prefix 8. Example 8SPA \$31.30

## 7. Select Finish

<b>626</b>	Satin Chrome	<b>N/C</b>
<b>605</b>	Bright Brass	<b>\$108.00</b>
<b>606</b>	Satin Brass	<b>\$108.00</b>
<b>612</b>	Satin Bronze	<b>\$108.00</b>
<b>619</b>	Satin Nickel	<b>\$108.00</b>
<b>625</b>	Bright Chrome	<b>\$108.00</b>
<b>643e</b>	Aged Bronze	<b>\$108.00</b>
<b>626AM</b>	Satin Chrome Antimicrobial	<b>\$138.00</b>

## 8. Select Cylinder Type

<b>PD</b> ◊△	6 Pin Full Cylinder (Schlage)	<b>N/C</b>
<b>LD</b>	Less Full Cylinder (6 Pin: Schlage, Falcon)	<b>DEDUCT \$49.00</b>
<b>RD</b> ◊□	Schlage FSIC Cylinder Everest	<b>\$24.00</b>
<b>JD</b>	Less Schlage FSIC Cylinder	<b>DEDUCT \$25.00</b>
<b>GD</b> ◊□	Schlage SFIC Cylinder Everest	<b>\$55.00</b>
<b>BD</b>	Less SFIC Cylinder (Schlage, Falcon & Competitive OEM's)	<b>N/C</b>
<b>LD SAR</b>	Sargent Key-in-Lever (10L + 11L), less core	<b>DEDUCT \$49.00</b>
<b>JD SAR</b>	Sargent FSIC Cylinder, Less Core	<b>DEDUCT \$49.00</b>
<b>JD C06</b>	Corbin FSIC Cylinder, Less Core (6 Pin)	<b>DEDUCT \$49.00</b>
<b>JD YA6</b>	Yale FSIC Cylinder or Medeco 31*0100 FSIC Type (6 Pin), Less Core	<b>DEDUCT \$49.00</b>

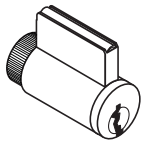
- ◊ Master Keyed cylinders can be specified and will be shipped in lock packaging. For Master Keying Essentials form which should accompany the master keyed order, see MSC-9 – MSC-13.
- △ For Master Keying, additional line item 50-210 is required for Classic and Everest cylinders, \$13.10 each.
- Control Keys for installation/removal of interchangeable cores are not furnished and must be ordered separate.

For additional assistance on Master Keying as well as restricted keyways please contact customer service.



CO-100-CY-70-KP

Full Cylinder  
PD LD LD SAR



## 9. Select Keying Type

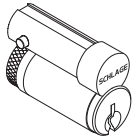
<b>C123</b>	Everest C123	N/C
<b>D*</b>	Everest D	\$9.30
<b>B*</b>	Everest B (SFIC)	\$52.00
<b>C/E/F</b>	Classic (C/E/F)	N/C

\* Everest Restricted Keyway requires a Letter of Authorization to be submitted with the order.  
See sample Letter of Authorization, MSC-14.

## 10. Select Handing (Field Reversible)

<b>RH</b>	Right Handed	N/C
<b>LH</b>	Left Handed	N/C
<b>RHR</b>	Right Handed Reverse	N/C
<b>LHR</b>	Left Handed Reverse	N/C

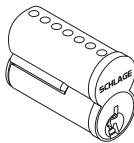
Full Size  
Interchangeable Core  
RD JD JD SAR JD C06 JD YA6



## 11. Select Battery

<b>4B</b>	4AA Battery Kit	STANDARD
-----------	-----------------	----------

Small Format  
Interchangeable Core  
GD BD



## 12. Select Backset & Latchbolt

<b>LLL</b>	Less Latch	DEDUCT \$23.10
<b>13-049</b>	2-3/4" Backset, Deadlatch, Square corner, 1-1/8" x 2-1/4"	STANDARD
<b>14-049</b>	2-3/4" Backset, Deadlatch Anti-friction fire door latch, Square corner, 1-1/8" x 2-1/4", 3/4" throw	\$121.00
<b>14-051</b>	2-3/8" Backset, Deadlatch Square corner, 1-1/8" x 2-1/4"	N/C
<b>14-050</b>	3-3/4" Backset, Deadlatch Square corner, 1-1/8" x 2-1/4"	\$7.20
<b>43-001</b>	5" Backset extensionlink, Deadlatch	\$19.20
<b>39-030*</b>	Rabbeted latch and strike kit, 605 and 626 only	\$35.10

\* Adapts square corner latch and 2-3/4" square corner strike to 1/2" rabbeted door and frame.

## 13. Select Strike Plate

<b>LLL</b>	Less Strike Plate	DEDUCT \$3.30
<b>10-025*</b>	1-3/16" Lip, ANSI, no box, 1-1/14" x 4-7/8"	STANDARD
<b>10-013**</b>	1-1/8" Lip, Square Corner, T-strike, box, 1-1/8" - 2-3/4"	N/C
<b>10-016</b>	1-1/8" Lip, Square Corner, T-strike, deap box, fire door latch	N/C
<b>K510-066</b>	Box for ANSI strike (Must be specific)	N/C

\* 1-3/8" Lip available, must specify 1-3/8" Lip \$5.30

\*\* 1-1/2" Lip available, must specify 1-1/2" Lip

## 14. Select Door Thickness

<b>1-3/4"</b>	1-3/4"	STANDARD
<b>1-3/8"</b>	1-3/8" to 2-3/4", Shims included (Specify in 1/8" increments)	\$65.00

Accessories available, see pages CO-26 – CO-27.

Accessories include Tamper Resistant Torx Screws, Decorative Plates, Handheld Device, etc.

## 1-5. Select Chassis/Function/Reader (Note: CO-Series readers are not interchangeable)

<b>CO-100-MS-70-KP</b>	Mortise Classroom/Storeroom with Keypad Reader, Manually Programmed	<b>\$818.00</b>
<b>CO-100-MS-50-KP</b>	Mortise Office with Keypad Reader, Manually Programmed	<b>\$828.00</b>

CO-Series



CO-100-MS-70-KP

## 6. Select Lever\*

<b>LLL</b>	Less interior and exterior levers	<b>DEDUCT \$50.00</b>
<b>SPA</b>	Sparta	<b>N/C</b>
<b>RHO</b>	Rhodes	<b>N/C</b>
<b>ATH</b>	Athens	<b>N/C</b>
<b>TLR</b>	Tubular	<b>N/C</b>

\*Tactile Warning (knurling) for exterior levers only use prefix 8. Example 8SPA \$31.30

## 7. Select Finish

<b>626</b>	Satin Chrome	<b>N/C</b>
<b>605</b>	Bright Brass	<b>\$108.00</b>
<b>606</b>	Satin Brass	<b>\$108.00</b>
<b>612</b>	Satin Bronze	<b>\$108.00</b>
<b>619</b>	Satin Nickel	<b>\$108.00</b>
<b>625</b>	Bright Chrome	<b>\$108.00</b>
<b>643e</b>	Aged Bronze	<b>\$108.00</b>
<b>626AM</b>	Satin Chrome Antimicrobial	<b>\$138.00</b>

## 8. Select Cylinder Type

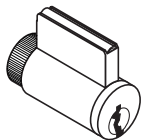
<b>PD</b> ◊△	6 Pin Full Cylinder (Schlage)	<b>N/C</b>
<b>LD</b>	Less Full Cylinder (6 Pin: Schlage, Falcon)	<b>DEDUCT \$49.00</b>
<b>RD</b> ◊□	Schlage FSIC Cylinder Everest	<b>\$24.00</b>
<b>JD</b>	Less Schlage FSIC Cylinder	<b>DEDUCT \$25.00</b>
<b>GD</b> ◊□	Schlage SFIC Cylinder Everest	<b>\$55.00</b>
<b>BD</b>	Less SFIC Cylinder (Schlage, Falcon & Competitive OEM's)	<b>N/C</b>
<b>LD SAR</b>	Sargent Key-in-Lever (10L + 11L), less core	<b>DEDUCT \$49.00</b>
<b>JD SAR</b>	Sargent FSIC Cylinder, Less Core	<b>DEDUCT \$49.00</b>
<b>JD C06</b>	Corbin FSIC Cylinder, Less Core (6 Pin)	<b>DEDUCT \$49.00</b>
<b>JD YA6</b>	Yale FSIC Cylinder or Medeco 31*0100 FSIC Type (6 Pin), Less Core	<b>DEDUCT \$49.00</b>

- ◊ Master Keyed cylinders can be specified and will be shipped in lock packaging. For Master Keying Essentials form which should accompany the master keyed order, see MSC-9 – MSC-13.
- △ For Master Keying, additional line item 50-210 is required for Classic and Everest cylinders, \$13.10 each.
- Control Keys for installation/removal of interchangeable cores are not furnished and must be ordered separate.

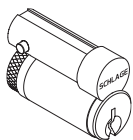
For additional assistance on Master Keying as well as restricted keyways please contact customer service.



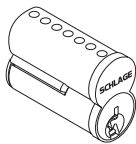
Full Cylinder  
PD LD LD SAR



Full Size  
Interchangeable Core  
RD JD JD SAR JD CO6 JD YA6



Small Format  
Interchangeable Core  
GD BD



**9. Select Keying Type**

<b>C123</b>	Everest C123	N/C
<b>D*</b>	Everest D	\$9.30
<b>B*</b>	Everest B (SFIC)	\$52.00
<b>C/E/F</b>	Classic (C/E/F)	N/C

\* Everest Restricted Keyway requires a Letter of Authorization to be submitted with the order. See sample Letter of Authorization, page MSC-14.

**10. Select Handing** (Field Reversible)

<b>RH</b>	Right Handed	N/C
<b>LH</b>	Left Handed	N/C
<b>RHR</b>	Right Handed Reverse	N/C
<b>LHR</b>	Left Handed Reverse	N/C

**11. Select Battery**

<b>4B</b>	4AA Battery Kit	STANDARD
-----------	-----------------	----------

**12. Select Mortise Lock Armor Front**

<b>LLL</b>	Less Armor Front	DEDUCT \$11.10
<b>09-663</b>	1-1/4" Wide Square Corner, Latch for MS	STANDARD
<b>09-669</b>	1-1/16" Wide Square Corner, Latch, options for MS	N/C

**13. Select Strike Plate**

<b>LLL</b>	Less Strike	DEDUCT \$8.60
<b>10-072</b>	1-3/16" Lip, 1-1/4" x 4-7/8", Square Corner, box,	STANDARD
<b>10-072</b>	7/8", 1", 1-1/2", 1-3/4", or 2" Lip, 1-1/4" x 4-7/8", Square Corner, box	N/C
<b>10-075</b> ○	1/2" Rabbeted	\$70.90
<b>37-015</b>	Strike Frame Reinforcer, specify 37-015	N/C
<b>XL11-820</b> △	One hole for latching functions, RH & LHR doors Lip 1-3/16"	\$8.70
<b>XL11-821</b> △	One hole for latching functions, LH & RHR doors Lip 1-3/16"	\$8.70

- For 1-3/4" thick doors, use wide armor front. For over 1-3/4" thick door extended equally (EE) use 1-1/4" wide armor front.
- △ Extended leadtime, consult customer service.

**14. Select Door Thickness**

<b>1-3/4"</b>	1-3/4"	STANDARD
<b>1-3/8"</b>	1-3/8" to 2-3/4", Shims included (Specify in 1/8" increments)	\$65.00

Accessories available, see pages CO-26 – CO-27.  
Accessories include Tamper Resistant Torx Screws, Decorative Plates, Handheld Device, etc.

## 1-5. Select Chassis/Function/Reader (Note: CO-Series readers are not interchangeable)

<b>CO-100-993R*-70-KP</b>	Exit Rim/Concealed Vertical Rod with Keypad Reader, Manually Programmed	<b>\$948.00</b>
<b>CO-100-993S*-70-KP</b>	Exit Surface Vertical Rod with Keypad Reader, Manually Programmed	<b>\$958.00</b>
<b>CO-100-993M*-70-KP</b>	Exit Mortise Lock with Keypad Reader, Manually Programmed	<b>\$958.00</b>

\* See page CO-11 for exit device compatibility. † Metal door only.

## 4. Select Function

<b>70</b>	Classroom/Storeroom	<b>STANDARD</b>
-----------	---------------------	-----------------

## 5. Select Lever\*

<b>LLL</b>	Less Lever	<b>DEDUCT \$16.00</b>
<b>SPA</b>	Sparta	<b>N/C</b>
<b>RHO</b>	Rhodes	<b>N/C</b>
<b>ATH</b>	Athens	<b>N/C</b>
<b>TLR</b>	Tubular	<b>N/C</b>

\*Tactile Warning (knurling) use prefix 8. Example 8SPA \$31.30

## 6. Select Finish

<b>626</b>	Satin Chrome	<b>N/C</b>
<b>605</b>	Bright Brass	<b>\$108.00</b>
<b>606</b>	Satin Brass	<b>\$108.00</b>
<b>612</b>	Satin Bronze	<b>\$108.00</b>
<b>619</b>	Satin Nickel	<b>\$108.00</b>
<b>625</b>	Bright Chrome	<b>\$108.00</b>
<b>643e</b>	Aged Bronze	<b>\$108.00</b>
<b>626AM</b>	Satin Chrome Antimicrobial	<b>\$138.00</b>

## 7. Select Cylinder Type

<b>PD</b> ◊△	6 Pin Full Cylinder (Schlage)	<b>N/C</b>
<b>LD</b>	Less Full Cylinder (6 Pin: Schlage, Falcon)	<b>DEDUCT \$49.00</b>
<b>RD</b> ◊□	Schlage FSIC Cylinder Everest	<b>\$24.00</b>
<b>JD</b>	Less Schlage FSIC Cylinder	<b>DEDUCT \$25.00</b>
<b>GD</b> ◊□	Schlage SFIC Cylinder Everest	<b>\$55.00</b>
<b>BD</b>	Less SFIC Cylinder (Schlage, Falcon & Competitive OEM's)	<b>N/C</b>
<b>LD SAR</b>	Sargent Key-in-Lever (10L + 11L), less core	<b>DEDUCT \$49.00</b>
<b>JD SAR</b>	Sargent FSIC Cylinder, Less Core	<b>DEDUCT \$49.00</b>
<b>JD C06</b>	Corbin FSIC Cylinder, Less Core (6 Pin)	<b>DEDUCT \$49.00</b>
<b>JD YA6</b>	Yale FSIC Cylinder or Medeco 31*0100 FSIC Type (6 Pin), Less Core	<b>DEDUCT \$49.00</b>

◊ Master Keyed cylinders can be specified and will be shipped in lock packaging. For Master Keying Essentials form which should accompany the master keyed order, see MSC-9 – MSC-13.

△ For Master Keying, additional line item 50-210 is required for Classic and Everest cylinders, \$13.10 each.

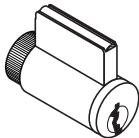
□ Control Keys for installation/removal of interchangeable cores are not furnished and must be ordered separate.

For additional assistance on Master Keying as well as restricted keyways please contact customer service.

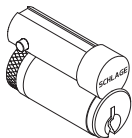


CO-100-993R-70-KP

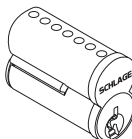
Full Cylinder  
PD LD LD SAR



Full Size  
Interchangeable Core  
RD JD JD SAR JD CO6 JD YA6



Small Format  
Interchangeable Core  
GD BD



**8. Select Keying Type**

<b>C123</b>	Everest C123	N/C
<b>D*</b>	Everest D	\$9.30
<b>B*</b>	Everest B (SFIC)	\$52.00
<b>C/E/F</b>	Classic (C/E/F)	N/C

\* Everest Restricted Keyway requires a Letter of Authorization to be submitted with the order. See sample Letter of Authorization, page MSC-14.

**9. Select Handing** (Field Reversible)

<b>RHR</b>	Right Handed Reverse	N/C
<b>LHR</b>	Left Handed Reverse	N/C

**10. Select Battery**

<b>4B</b>	4AA Battery Kit	STANDARD
-----------	-----------------	----------

**11-12. No Selection Required**

**13. Select Door Thickness**

<b>1-3/4"</b>	1-3/4"	STANDARD
<b>1-7/8"</b>	1-7/8" to 2-3/4", (Specify in 1/8" increments)	\$65.00

**CO-Series Exit Trim**

The CO-100 Exit Trim comes with a universal mounting plate and is compatible with the following exit devices:

**Von Duprin 98/99, 98/99XP**

Rim, Concealed Vertical Rod (metal door only), Surface Vertical Rod, Mortise.

**Von Duprin 22/22F**

Rim, Surface Vertical Rod

**Falcon 25** - Rim, Surface Vertical Rod

**Sargent 80 Series** - Rim

**Corbin Russwin 5000 Series** - Rim

**Yale 7000** - Rim

**Dorma 9300** - Rim

**Precision 21** - Rim

Note: CO-Series Non-Functioning "Dummy" Exit Trim now available. Please see page CO-24 for details

Accessories available, see pages CO-26 – CO-27.

Accessories includes Tamper Resistant Torx Screws, Decorative Plates, Handheld Device, etc.

Credentials available, see pages CR-2 – CR-5

## 1-4. Select Chassis/Function

<b>CO-200-CY-70</b>	Classroom/Storeroom	<b>\$835.00</b>
<b>CO-200-CY-50</b>	Office	<b>\$845.00</b>
<b>CO-200-CY-40</b>	Privacy	<b>\$845.00</b>

## 5. Select Reader (Note: CO-Series readers are not interchangeable)

<b>KP</b>	Keypad	<b>N/C</b>
<b>MS</b>	Magnetic Stripe (Swipe)	<b>\$77.00</b>
<b>MSK</b>	Magnetic Stripe (Swipe) + Keypad	<b>\$128.00</b>
<b>PR</b>	Proximity	<b>\$257.00</b>
<b>PRK</b>	Proximity + Keypad	<b>\$308.00</b>



CO-200-CY-70-PRK

## 6. Select Lever\*

<b>LLL</b>	Less interior and exterior levers	<b>DEDUCT \$32.00</b>
<b>SPA</b>	Sparta	<b>N/C</b>
<b>RHO</b>	Rhodes	<b>N/C</b>
<b>ATH</b>	Athens	<b>N/C</b>
<b>TLR</b>	Tubular	<b>N/C</b>

\*Tactile Warning (knurling) for exterior levers only use prefix 8. Example 8SPA \$31.30



CO-200-CY-70-PR

## 7. Select Finish

<b>626</b>	Satin Chrome	<b>N/C</b>
<b>605</b>	Bright Brass	<b>\$108.00</b>
<b>606</b>	Satin Brass	<b>\$108.00</b>
<b>612</b>	Satin Bronze	<b>\$108.00</b>
<b>619</b>	Satin Nickel	<b>\$108.00</b>
<b>625</b>	Bright Chrome	<b>\$108.00</b>
<b>643e</b>	Aged Bronze	<b>\$108.00</b>
<b>626AM</b>	Satin Chrome Antimicrobial	<b>\$138.00</b>



CO-200-CY-70-MSK

## 8. Select Cylinder Type

<b>PD</b> ◊△	6 Pin Full Cylinder (Schlage)	<b>N/C</b>
<b>LD</b>	Less Full Cylinder (6 Pin: Schlage, Falcon)	<b>DEDUCT \$49.00</b>
<b>RD</b> ◊□	Schlage FSIC Cylinder Everest	<b>\$24.00</b>
<b>JD</b>	Less Schlage FSIC Cylinder	<b>DEDUCT \$25.00</b>
<b>GD</b> ◊□	Schlage SFIC Cylinder Everest	<b>\$55.00</b>
<b>BD</b>	Less SFIC Cylinder (Schlage, Falcon & Competitive OEM's)	<b>N/C</b>
<b>LD SAR</b>	Sargent Key-in-Lever (10L + 11L), less core	<b>DEDUCT \$49.00</b>
<b>JD SAR</b>	Sargent FSIC Cylinder, Less Core	<b>DEDUCT \$49.00</b>
<b>JD C06</b>	Corbin FSIC Cylinder, Less Core (6 Pin)	<b>DEDUCT \$49.00</b>
<b>JD YA6</b>	Yale FSIC Cylinder or Medeco 31*0100 FSIC Type (6 Pin), Less Core	<b>DEDUCT \$49.00</b>

◊ Master Keyed cylinders can be specified and will be shipped in lock packaging. For Master Keying Essentials form which should accompany the master keyed order, see MSC-9 – MSC-13.

△ For Master Keying, additional line item 50-210 is required for Classic and Everest cylinders, \$13.10 each.

□ Control Keys for installation/removal of interchangeable cores are not furnished and must be ordered separate.

For additional assistance on Master Keying as well as restricted keyways please contact customer service.

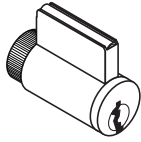


CO-200-CY-70-MS

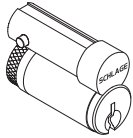


CO-200-CY-70-KP

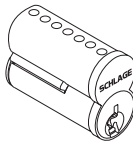
Full Cylinder  
PD LD LD SAR



Full Size  
Interchangeable Core  
RD JD JD SAR JD C06 JD YA6



Small Format  
Interchangeable Core  
GD BD



**9. Select Keying Type**

<b>C123</b>	Everest C123	N/C
<b>D*</b>	Everest D	\$9.30
<b>B*</b>	Everest B (SFIC)	\$52.00
<b>C/E/F</b>	Classic (C/E/F)	N/C

\* Everest Restricted Keyway requires a Letter of Authorization to be submitted with the order.  
See sample Letter of Authorization, page MSC-14.

**10. Select Handing** (Field Reversible)

<b>RH</b>	Right Handed	N/C
<b>LH</b>	Left Handed	N/C
<b>RHR</b>	Right Handed Reverse	N/C
<b>LHR</b>	Left Handed Reverse	N/C

**11. Select Battery**

<b>4B</b>	4AA Battery Kit	STANDARD
-----------	-----------------	----------

**12. Select Backset & Latchbolt**

<b>LLL</b>	Less Latch	DEDUCT \$23.10
<b>13-049</b>	2-3/4" Backset, Deadlatch, Square corner, 1-1/8" x 2-1/4"	STANDARD
<b>14-049</b>	2-3/4" Backset, Deadlatch Anti-friction fire door latch, Square corner, 1-1/8" x 2-1/4", 3/4" throw	\$121.00
<b>14-051</b>	2-3/8" Backset, Deadlatch Square corner, 1-1/8" x 2-1/4"	N/C
<b>14-050</b>	3-3/4" Backset, Deadlatch Square corner, 1-1/8" x 2-1/4"	\$7.20
<b>43-001</b>	5" Backset extensionlink, Deadlatch	\$19.20
<b>39-030*</b>	Rabbeted latch and strike kit, 605 and 626 only	\$35.10

\* Adapts square corner latch and 2-3/4" square corner strike to 1/2" rabbeted door and frame.

**13. Select Strike Plate**

<b>LLL</b>	Less Strike Plate	DEDUCT \$3.30
<b>10-025*</b>	1-3/16" Lip, ANSI, no box, 1-1/14" x 4-7/8"	STANDARD
<b>10-013**</b>	1-1/8" Lip, Square Corner, T-strike, box, 1-1/8" - 2-3/4"	N/C
<b>10-016</b>	1-1/8" Lip, Square Corner, T-strike, deap box, fire door latch	N/C
<b>K510-066</b>	Box for ANSI strike (Must be specific)	N/C

\* 1-3/8" Lip available, must specify 1-3/8" Lip \$5.30

\*\* 1-1/2" Lip available, must specify 1-1/2" Lip

**14. Select Door Thickness**

<b>1-3/4"</b>	1-3/4"	STANDARD
<b>1-3/8"</b>	1-3/8" to 2-3/4", Shims included (Specify in 1/8" increments)	\$65.00

Accessories available, see pages CO-26 – CO-27.

Accessories includes Tamper Resistant Torx Screws, Decorative Plates, Handheld Device, etc.

Credentials available, see pages CR-2 – CR-5

## 1-3. Select Chassis/Mortise Type

<b>CO-200-MS</b>	Mortise	<b>\$984.00</b>
<b>CO-200-MD</b>	Mortise Deadbolt	<b>\$1,041.00</b>

## 4. Select Function

<b>70</b>	Classroom/Storeroom <i>(Not available on mortise deadbolt)</i>	<b>STANDARD</b>
<b>50</b>	Office <i>(Not available on mortise deadbolt)</i>	<b>\$10.00</b>
<b>40</b>	Privacy	<b>\$10.00</b>

## 5. Select Reader (Note: CO-Series readers are not interchangeable)

<b>KP</b>	Keypad	<b>STANDARD</b>
<b>MS</b>	Magnetic Stripe (Swipe)	<b>\$77.00</b>
<b>MSK</b>	Magnetic Stripe (Swipe) + Keypad	<b>\$128.00</b>
<b>PR</b>	Proximity	<b>\$257.00</b>
<b>PRK</b>	Proximity + Keypad	<b>\$308.00</b>

## 6. Select Lever\*

<b>LLL</b>	Less interior and exterior levers	<b>DEDUCT \$50.00</b>
<b>SPA</b>	Sparta	<b>N/C</b>
<b>RHO</b>	Rhodes	<b>N/C</b>
<b>ATH</b>	Athens	<b>N/C</b>
<b>TLR</b>	Tubular	<b>N/C</b>

\*Tactile Warning (knurling) for exterior levers only use prefix 8. Example 8SPA \$31.30

## 7. Select Finish

<b>626</b>	Satin Chrome	<b>N/C</b>
<b>605</b>	Bright Brass	<b>\$108.00</b>
<b>606</b>	Satin Brass	<b>\$108.00</b>
<b>612</b>	Satin Bronze	<b>\$108.00</b>
<b>619</b>	Satin Nickel	<b>\$108.00</b>
<b>625</b>	Bright Chrome	<b>\$108.00</b>
<b>643e</b>	Aged Bronze	<b>\$108.00</b>
<b>626AM</b>	Satin Chrome Antimicrobial	<b>\$138.00</b>

## 8. Select Cylinder Type

<b>PD</b> ◊△	6 Pin Full Cylinder (Schlage)	<b>N/C</b>
<b>LD</b>	Less Full Cylinder (6 Pin: Schlage, Falcon)	<b>DEDUCT \$49.00</b>
<b>RD</b> ◊□	Schlage FSIC Cylinder Everest	<b>\$24.00</b>
<b>JD</b>	Less Schlage FSIC Cylinder	<b>DEDUCT \$25.00</b>
<b>GD</b> ◊□	Schlage SFIC Cylinder Everest	<b>\$55.00</b>
<b>BD</b>	Less SFIC Cylinder (Schlage, Falcon & Competitive OEM's)	<b>N/C</b>
<b>LD SAR</b>	Sargent Key-in-Lever (10L + 11L), less core	<b>DEDUCT \$49.00</b>
<b>JD SAR</b>	Sargent FSIC Cylinder, Less Core	<b>DEDUCT \$49.00</b>
<b>JD C06</b>	Corbin FSIC Cylinder, Less Core (6 Pin)	<b>DEDUCT \$49.00</b>
<b>JD YA6</b>	Yale FSIC Cylinder or Medeco 31*0100 FSIC Type (6 Pin), Less Core	<b>DEDUCT \$49.00</b>

- ◊ *Master Keyed cylinders can be specified and will be shipped in lock packaging. For Master Keying Essentials form which should accompany the master keyed order, see MSC-9 – MSC-13.*
- △ *For Master Keying, additional line item 50-210 is required for Classic and Everest cylinders, \$13.10 each.*
- *Control Keys for installation/removal of interchangeable cores are not furnished and must be ordered separate.*

*For additional assistance on Master Keying as well as restricted keyways please contact customer service.*

Pricing/product description subject to change without notice



CO-200-MS-70-PR



CO-200-MS-70-PRK



CO-200-MS-70-MSK

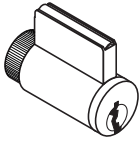


CO-200-MS-70-MS

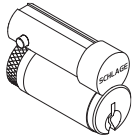


CO-200-MS-70-KP

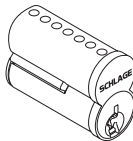
Full Cylinder  
PD LD LD SAR



Full Size  
Interchangeable Core  
RD JD JD SAR JD CO6 JD YA6



Small Format  
Interchangeable Core  
GD BD



## 9. Select Keying Type

<b>C123</b>	Everest C123	N/C
<b>D*</b>	Everest D	\$9.30
<b>B*</b>	Everest B (SFIC)	\$52.00
<b>C/E/F</b>	Classic (C/E/F)	N/C

\* Everest Restricted Keyway requires a Letter of Authorization to be submitted with the order. See sample Letter of Authorization, page MSC-14.

## 10. Select Handing (Field Reversible)

<b>RH</b>	Right Handed	N/C
<b>LH</b>	Left Handed	N/C
<b>RHR</b>	Right Handed Reverse	N/C
<b>LHR</b>	Left Handed Reverse	N/C

## 11. Select Battery

<b>4B</b>	4AA Battery Kit	STANDARD
-----------	-----------------	----------

## 12. Select Mortise Lock Armor Front

<b>LLL</b>	Less Armor Front	DEDUCT \$11.10
<b>09-663</b>	1-1/4" Wide Square Corner, Latch for MS	STANDARD
<b>09-669</b>	1-1/16" Wide Square Corner, Latch, options for MS	N/C
<b>09-666</b>	1-1/4" Wide Square Corner, Latch x Deadbolt for MD	STANDARD
<b>09-672</b>	1-1/16" Wide Square Corner, Latch x Deadbolt, Options for MD	N/C

## 13. Select Strike Plate

<b>LLL</b>	Less Strike	DEDUCT \$8.60
<b>10-072</b>	1-3/16" Lip, 1-1/4" x 4-7/8", Square Corner, box,	STANDARD
<b>10-072</b>	7/8", 1", 1-1/2", 1-3/4", or 2" Lip, 1-1/4" x 4-7/8", Square Corner, box	N/C
<b>10-075</b> ○	1/2" Rabbeted	\$70.90
<b>37-015</b>	Strike Frame Reinforcer, specify 37-015	N/C
<b>XL11-820</b> △	One hole for latching functions, RH & LHR doors Lip 1-3/16"	\$8.70
<b>XL11-821</b> △	One hole for latching functions, LH & RHR doors Lip 1-3/16"	\$8.70

○ For 1-3/4" thick doors, use wide armor front. For over 1-3/4" thick door extended equally (EE) use 1-1/4" wide armor front.

△ Extended leadtime, consult customer service.

## 14. Select Door Thickness

<b>1-3/4"</b>	1-3/4"	STANDARD
<b>1-3/8"</b>	1-3/8" to 2-3/4", Shims included (Specify in 1/8" increments)	\$65.00

Accessories available, see pages CO-26 – CO-27.

Accessories includes Tamper Resistant Torx Screws, Decorative Plates, Handheld Device, etc.

Credentials available, see pages CR-2 – CR-5

## 1-3. Select Chassis/Exit Trim Type\*

<b>CO-200-993R</b>	Exit Rim/ <sup>†</sup> Concealed Vertical Rod	<b>\$1,106.00</b>
<b>CO-200-993S</b>	Exit Surface Vertical Rod	<b>\$1,122.00</b>
<b>CO-200-993M</b>	Exit Mortise Lock	<b>\$1,122.00</b>

\* See page CO-17 for exit device compatibility. <sup>†</sup> Metal door only.

CO-Series



CO-200-993R-70-MSK

## 4. Select Function

<b>70</b>	Classroom/Storeroom	<b>STANDARD</b>
-----------	---------------------	-----------------

## 5. Select Reader (Note: CO-Series readers are not interchangeable)

<b>KP</b>	Keypad	<b>N/C</b>
<b>MS</b>	Magnetic Stripe (Swipe)	<b>\$77.00</b>
<b>MSK</b>	Magnetic Stripe (Swipe) + Keypad	<b>\$128.00</b>
<b>PR</b>	Proximity	<b>\$257.00</b>
<b>PRK</b>	Proximity + Keypad	<b>\$308.00</b>

## 6. Select Lever\*

<b>LLL</b>	Less Lever	<b>DEDUCT \$16.00</b>
<b>SPA</b>	Sparta	<b>N/C</b>
<b>RHO</b>	Rhodes	<b>N/C</b>
<b>ATH</b>	Athens	<b>N/C</b>
<b>TLR</b>	Tubular	<b>N/C</b>

\*Tactile Warning (knurling) use prefix 8. Example 8SPA \$31.30

## 7. Select Finish

<b>626</b>	Satin Chrome	<b>N/C</b>
<b>605</b>	Bright Brass	<b>\$108.00</b>
<b>606</b>	Satin Brass	<b>\$108.00</b>
<b>612</b>	Satin Bronze	<b>\$108.00</b>
<b>619</b>	Satin Nickel	<b>\$108.00</b>
<b>625</b>	Bright Chrome	<b>\$108.00</b>
<b>643e</b>	Aged Bronze	<b>\$108.00</b>
<b>626AM</b>	Satin Chrome Antimicrobial	<b>\$138.00</b>

## 8. Select Cylinder Type

<b>PD</b> ◊△	6 Pin Full Cylinder (Schlage)	<b>N/C</b>
<b>LD</b>	Less Full Cylinder (6 Pin: Schlage, Falcon)	<b>DEDUCT \$49.00</b>
<b>RD</b> ◊□	Schlage FSIC Cylinder Everest	<b>\$24.00</b>
<b>JD</b>	Less Schlage FSIC Cylinder	<b>DEDUCT \$25.00</b>
<b>GD</b> ◊□	Schlage SFIC Cylinder Everest	<b>\$55.00</b>
<b>BD</b>	Less SFIC Cylinder (Schlage, Falcon & Competitive OEM's)	<b>N/C</b>
<b>LD SAR</b>	Sargent Key-in-Lever (10L + 11L), less core	<b>DEDUCT \$49.00</b>
<b>JD SAR</b>	Sargent FSIC Cylinder, Less Core	<b>DEDUCT \$49.00</b>
<b>JD C06</b>	Corbin FSIC Cylinder, Less Core (6 Pin)	<b>DEDUCT \$49.00</b>
<b>JD YA6</b>	Yale FSIC Cylinder or Medeco 31*0100 FSIC Type (6 Pin), Less Core	<b>DEDUCT \$49.00</b>

- ◊ Master Keyed cylinders can be specified and will be shipped in lock packaging. For Master Keying Essentials form which should accompany the master keyed order, see MSC-9 – MSC-13.
- △ For Master Keying, additional line item 50-210 is required for Classic and Everest cylinders, \$13.10 each.
- Control Keys for installation/removal of interchangeable cores are not furnished and must be ordered separate.

For additional assistance on Master Keying as well as restricted keyways please contact customer service.



CO-200-993R-70-MS



CO-200-993R-70-KP



CO-200-993R-70-PR

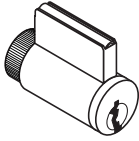


CO-200-993R-70-PRK

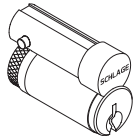
Pricing/product description subject to change without notice



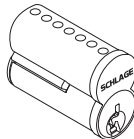
Full Cylinder  
PD LD LD SAR



Full Size  
Interchangeable Core  
RD JD JD SAR JD CO6 JD YA6



Small Format  
Interchangeable Core  
GD BD



**9. Select Keying Type**

<b>C123</b>	Everest C123	N/C
<b>D*</b>	Everest D	\$9.30
<b>B*</b>	Everest B (SFIC)	\$52.00
<b>C/E/F</b>	Classic (C/E/F)	N/C

\* Everest Restricted Keyway requires a Letter of Authorization to be submitted with the order. See sample Letter of Authorization, page MSC-14.

**10. Select Handing** (Field Reversible)

<b>RHR</b>	Right Handed Reverse	N/C
<b>LHR</b>	Left Handed Reverse	N/C

**11. Select Battery**

<b>4B</b>	4AA Battery Kit	STANDARD
-----------	-----------------	----------

**12-13. No Selection Required**

**14. Select Door Thickness**

<b>1-3/4"</b>	1-3/4"	STANDARD
<b>1-7/8"</b>	1-7/8" to 2-3/4", (Specify in 1/8" increments)	\$65.00

**CO-Series Exit Trim**

The CO-200 Exit Trim comes with a universal mounting plate and is compatible with the following exit devices:

**Von Duprin 98/99, 98/99XP**

Rim, Concealed Vertical Rod (metal door only), Surface Vertical Rod, Mortise.

**Von Duprin 22/22F**

Rim, Surface Vertical Rod

**Falcon 25** - Rim, Surface Vertical Rod

**Sargent 80 Series** - Rim

**Corbin Russwin 5000 Series** - Rim

**Yale 7000** - Rim

**Dorma 9300** - Rim

**Precision 21** - Rim

Note: CO-Series Non-Functioning "Dummy" Exit Trim now available. Please see page CO-24 for details

Accessories available, see pages CO-26 – CO-27.

Accessories includes Tamper Resistant Torx Screws, Decorative Plates, Handheld Device, etc.

Credentials available, see pages CR-2 – CR-5

## 1-4. Select Chassis/Function

<b>CO-250-CY-70</b>	Classroom/Storeroom	<b>\$916.00</b>
<b>CO-250-CY-50</b>	Office	<b>\$926.00</b>
<b>CO-250-CY-40</b>	Privacy	<b>\$926.00</b>

CO-Series



CO-250-CY-70-MS



CO-250-CY-70-MSK

## 5. Select Reader (Note: CO-Series readers are not interchangeable)

<b>MS</b>	Magnetic Stripe (Swipe)	<b>N/C</b>
<b>MSK</b>	Magnetic Stripe (Swipe) + Keypad	<b>\$51.00</b>

## 6. Select Lever\*

<b>LLL</b>	Less interior and exterior levers	<b>DEDUCT \$32.00</b>
<b>SPA</b>	Sparta	<b>N/C</b>
<b>RHO</b>	Rhodes	<b>N/C</b>
<b>ATH</b>	Athens	<b>N/C</b>
<b>TLR</b>	Tubular	<b>N/C</b>

\*Tactile Warning (knurling) for exterior levers only use prefix 8. Example 8SPA \$31.30

## 7. Select Finish

<b>626</b>	Satin Chrome	<b>N/C</b>
<b>605</b>	Bright Brass	<b>\$108.00</b>
<b>606</b>	Satin Brass	<b>\$108.00</b>
<b>612</b>	Satin Bronze	<b>\$108.00</b>
<b>619</b>	Satin Nickel	<b>\$108.00</b>
<b>625</b>	Bright Chrome	<b>\$108.00</b>
<b>643e</b>	Aged Bronze	<b>\$108.00</b>
<b>626AM</b>	Satin Chrome Antimicrobial	<b>\$138.00</b>

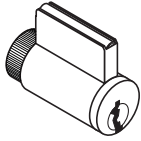
## 8. Select Cylinder Type

<b>PD</b> ◊△	6 Pin Full Cylinder (Schlage)	<b>N/C</b>
<b>LD</b>	Less Full Cylinder (6 Pin: Schlage, Falcon)	<b>DEDUCT \$49.00</b>
<b>RD</b> ◊□	Schlage FSIC Cylinder Everest	<b>\$24.00</b>
<b>JD</b>	Less Schlage FSIC Cylinder	<b>DEDUCT \$25.00</b>
<b>GD</b> ◊□	Schlage SFIC Cylinder Everest	<b>\$55.00</b>
<b>BD</b>	Less SFIC Cylinder (Schlage, Falcon & Competitive OEM's)	<b>N/C</b>
<b>LD SAR</b>	Sargent Key-in-Lever (10L + 11L), less core	<b>DEDUCT \$49.00</b>
<b>JD SAR</b>	Sargent FSIC Cylinder, Less Core	<b>DEDUCT \$49.00</b>
<b>JD C06</b>	Corbin FSIC Cylinder, Less Core (6 Pin)	<b>DEDUCT \$49.00</b>
<b>JD YA6</b>	Yale FSIC Cylinder or Medeco 31*0100 FSIC Type (6 Pin), Less Core	<b>DEDUCT \$49.00</b>

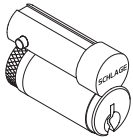
- ◊ *Master Keyed cylinders can be specified and will be shipped in lock packaging. For Master Keying Essentials form which should accompany the master keyed order, see MSC-9 – MSC-13.*
- △ *For Master Keying, additional line item 50-210 is required for Classic and Everest cylinders, \$13.10 each.*
- *Control Keys for installation/removal of interchangeable cores are not furnished and must be ordered separate.*

*For additional assistance on Master Keying as well as restricted keyways please contact customer service.*

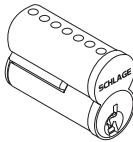
Full Cylinder  
PD LD LD SAR



Full Size  
Interchangeable Core  
RD JD JD SAR JD CO6 JD YA6



Small Format  
Interchangeable Core  
GD BD



**9. Select Keying Type**

<b>C123</b>	Everest C123	N/C
<b>D*</b>	Everest D	\$9.30
<b>B*</b>	Everest B (SFIC)	\$52.00
<b>C/E/F</b>	Classic (C/E/F)	N/C

\* Everest Restricted Keyway requires a Letter of Authorization to be submitted with the order. See sample Letter of Authorization, page MSC-14.

**10. Select Handing (Field Reversible)**

<b>RH</b>	Right Handed	N/C
<b>LH</b>	Left Handed	N/C
<b>RHR</b>	Right Handed Reverse	N/C
<b>LHR</b>	Left Handed Reverse	N/C

**11. Select Battery**

<b>4B</b>	4AA Battery Kit	STANDARD
-----------	-----------------	----------

**12. Select Backset & Latchbolt**

<b>LLL</b>	Less Latch	DEDUCT \$23.10
<b>13-049</b>	2-3/4" Backset, Deadlatch, Square corner, 1-1/8" x 2-1/4"	STANDARD
<b>14-049</b>	2-3/4" Backset, Deadlatch Anti-friction fire door latch, Square corner, 1-1/8" x 2-1/4", 3/4" throw	\$121.00
<b>14-051</b>	2-3/8" Backset, Deadlatch Square corner, 1-1/8" x 2-1/4"	N/C
<b>14-050</b>	3-3/4" Backset, Deadlatch Square corner, 1-1/8" x 2-1/4"	\$7.20
<b>43-001</b>	5" Backset extensionlink, Deadlatch	\$19.20
<b>39-030*</b>	Rabbeted latch and strike kit, 605 and 626 only	\$35.10

\* Adapts square corner latch and 2-3/4" square corner strike to 1/2" rabbeted door and frame.

**13. Select Strike Plate**

<b>10-025*</b>	1-3/16" Lip, ANSI, no box, 1-1/14" x 4-7/8"	STANDARD
<b>10-013**</b>	1-1/8" Lip, Square Corner, T-strike, box, 1-1/8" - 2-3/4"	N/C
<b>10-016</b>	1-1/8" Lip, Square Corner, T-strike, deap box, fire door latch	N/C
<b>K510-066</b>	Box for ANSI strike (Must be specific)	N/C
<b>LLL</b>	Less Strike Plate	DEDUCT \$3.30

\* 1-3/8" Lip available, must specify 1-3/8" Lip \$5.30

\*\* 1-1/2" Lip available, must specify 1-1/2" Lip

**14. Select Door Thickness**

<b>1-3/4"</b>	1-3/4"	STANDARD
<b>1-3/8"</b>	1-3/8" to 2-3/4", Shims included (Specify in 1/8" increments)	\$65.00

Accessories available, see pages CO-26 – CO-27.

Accessories includes Tamper Resistant Torx Screws, Decorative Plates, Handheld Device, etc.

Credentials available, see pages CR-2 – CR-5

## 1-3. Select Chassis/Mortise Type

<b>CO-250-MS</b>	Mortise	<b>\$1,084.00</b>
<b>CO-250-MD</b>	Mortise Deadbolt	<b>\$1,140.00</b>

## 4. Select Function

<b>70</b>	Classroom/Storeroom <i>(Not available on mortise deadbolt)</i>	<b>STANDARD</b>
<b>50</b>	Office <i>(Not available on mortise deadbolt)</i>	<b>\$10.00</b>
<b>40</b>	Privacy	<b>\$10.00</b>

## 5. Select Reader *(Note: CO-Series readers are not interchangeable)*

<b>MS</b>	Magnetic Stripe (Swipe)	<b>N/C</b>
<b>MSK</b>	Magnetic Stripe (Swipe) + Keypad	<b>\$51.00</b>

## 6. Select Lever\*

<b>LLL</b>	Less interior and exterior levers	<b>DEDUCT \$50.00</b>
<b>SPA</b>	Sparta	<b>N/C</b>
<b>RHO</b>	Rhodes	<b>N/C</b>
<b>ATH</b>	Athens	<b>N/C</b>
<b>TLR</b>	Tubular	<b>N/C</b>

\*Tactile Warning (knurling) for exterior levers only use prefix 8. Example 8SPA \$31.30

## 7. Select Finish

<b>626</b>	Satin Chrome	<b>N/C</b>
<b>605</b>	Bright Brass	<b>\$108.00</b>
<b>606</b>	Satin Brass	<b>\$108.00</b>
<b>612</b>	Satin Bronze	<b>\$108.00</b>
<b>619</b>	Satin Nickel	<b>\$108.00</b>
<b>625</b>	Bright Chrome	<b>\$108.00</b>
<b>643e</b>	Aged Bronze	<b>\$108.00</b>
<b>626AM</b>	Satin Chrome Antimicrobial	<b>\$138.00</b>

## 8. Select Cylinder Type

<b>PD</b> ○△	6 Pin Full Cylinder (Schlage)	<b>N/C</b>
<b>LD</b>	Less Full Cylinder (6 Pin: Schlage, Falcon)	<b>DEDUCT \$49.00</b>
<b>RD</b> ○□	Schlage FSIC Cylinder Everest	<b>\$24.00</b>
<b>JD</b>	Less Schlage FSIC Cylinder	<b>DEDUCT \$25.00</b>
<b>GD</b> ○□	Schlage SFIC Cylinder Everest	<b>\$55.00</b>
<b>BD</b>	Less SFIC Cylinder (Schlage, Falcon & Competitive OEM's)	<b>N/C</b>
<b>LD SAR</b>	Sargent Key-in-Lever (10L + 11L), less core	<b>DEDUCT \$49.00</b>
<b>JD SAR</b>	Sargent FSIC Cylinder, Less Core	<b>DEDUCT \$49.00</b>
<b>JD C06</b>	Corbin FSIC Cylinder, Less Core (6 Pin)	<b>DEDUCT \$49.00</b>
<b>JD YA6</b>	Yale FSIC Cylinder or Medeco 31*0100 FSIC Type (6 Pin), Less Core	<b>DEDUCT \$49.00</b>

- Master Keyed cylinders can be specified and will be shipped in lock packaging. For Master Keying Essentials form which should accompany the master keyed order, see MSC-9 – MSC-13.
- △ For Master Keying, additional line item 50-210 is required for Classic and Everest cylinders, \$13.10 each.
- Control Keys for installation/removal of interchangeable cores are not furnished and must be ordered separate.

For additional assistance on Master Keying as well as restricted keyways please contact customer service.

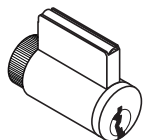


CO-250-MS-70-MSK

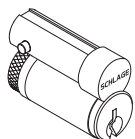


CO-250-MS-70-MS

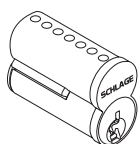
Full Cylinder  
PD LD LD SAR



Full Size  
Interchangeable Core  
RD JD JD SAR JD C06 JD YA6



Small Format  
Interchangeable Core  
GD BD



## 9. Select Keying Type

<b>C123</b>	Everest C123	N/C
<b>D*</b>	Everest D	\$9.30
<b>B*</b>	Everest B (SFIC)	\$52.00
<b>C/E/F</b>	Classic (C/E/F)	N/C

\* Everest Restricted Keyway requires a Letter of Authorization to be submitted with the order. See sample Letter of Authorization, page MSC-14.

## 10. Select Handing (Field Reversible)

<b>RH</b>	Right Handed	N/C
<b>LH</b>	Left Handed	N/C
<b>RHR</b>	Right Handed Reverse	N/C
<b>LHR</b>	Left Handed Reverse	N/C

## 11. Select Battery

<b>4B</b>	4AA Battery Kit	STANDARD
-----------	-----------------	----------

## 12. Select Mortise Lock Armor Front

<b>LLL</b>	Less Armor Front	DEDUCT \$11.10
<b>09-663</b>	1-1/4" Wide Square Corner, Latch for MS	STANDARD
<b>09-669</b>	1-1/16" Wide Square Corner, Latch, options for MS	N/C
<b>09-666</b>	1-1/4" Wide Square Corner, Latch x Deadbolt for MD	STANDARD
<b>09-672</b>	1-1/16" Wide Square Corner, Latch x Deadbolt, Options for MD	N/C

## 13. Select Strike Plate

<b>LLL</b>	Less Strike	DEDUCT \$8.60
<b>10-072</b>	1-3/16" Lip, 1-1/4" x 4-7/8", Square Corner, box,	STANDARD
<b>10-072</b>	7/8", 1", 1-1/2", 1-3/4", or 2" Lip, 1-1/4" x 4-7/8", Square Corner, box	N/C
<b>10-075</b> ○	1/2" Rabbeted	\$70.90
<b>37-015</b>	Strike Frame Reinforcer, specify 37-015	N/C
<b>XL11-820</b> △	One hole for latching functions, RH & LHR doors Lip 1-3/16"	\$8.70
<b>XL11-821</b> △	One hole for latching functions, LH & RHR doors Lip 1-3/16"	\$8.70

○ For 1-3/4" thick doors, use wide armor front. For over 1-3/4" thick door extended equally (EE) use 1-1/4" wide armor front.

△ Extended leadtime, consult customer service.

## 14. Select Door Thickness

<b>1-3/4"</b>	1-3/4"	STANDARD
<b>1-3/8"</b>	1-3/8" to 2-3/4", Shims included (Specify in 1/8" increments)	\$65.00

Accessories available, see pages CO-26 – CO-27.

Accessories includes Tamper Resistant Torx Screws, Decorative Plates, Handheld Device, etc.

Credentials available, see pages CR-2 – CR-5

**1-3. Select Exit Trim Type\***

<b>CO-250-993R</b>	Exit Rim/† Concealed Vertical Rod	<b>\$1,188.00</b>
<b>CO-250-993S</b>	Exit Surface Vertical Rod	<b>\$1,204.00</b>
<b>CO-250-993M</b>	Exit Mortise Lock	<b>\$1,204.00</b>

\* See page CO-23 for exit device compatibility. † Metal door only.

**4. Select Function**

<b>70</b>	Classroom/Storeroom	<b>STANDARD</b>
-----------	---------------------	-----------------

**5. Select Reader (Note: CO-Series readers are not interchangeable)**

<b>MS</b>	Magnetic Stripe (Swipe)	<b>N/C</b>
<b>MSK</b>	Magnetic Stripe (Swipe) + Keypad	<b>\$51.00</b>

**6. Select Lever\***

<b>LLL</b>	Less Lever	<b>DEDUCT \$16.00</b>
<b>SPA</b>	Sparta	<b>N/C</b>
<b>RHO</b>	Rhodes	<b>N/C</b>
<b>ATH</b>	Athens	<b>N/C</b>
<b>TLR</b>	Tubular	<b>N/C</b>

\*Tactile Warning (knurling) use prefix 8. Example 8SPA \$31.30

**7. Select Finish**

<b>626</b>	Satin Chrome	<b>STANDARD</b>
<b>605</b>	Bright Brass	<b>\$108.00</b>
<b>606</b>	Satin Brass	<b>\$108.00</b>
<b>612</b>	Satin Bronze	<b>\$108.00</b>
<b>619</b>	Satin Nickel	<b>\$108.00</b>
<b>625</b>	Bright Chrome	<b>\$108.00</b>
<b>643e</b>	Aged Bronze	<b>\$108.00</b>
<b>626AM</b>	Satin Chrome Antimicrobial	<b>\$138.00</b>

**8. Select Cylinder Type**

<b>PD</b> ○△	6 Pin Full Cylinder (Schlage)	<b>N/C</b>
<b>LD</b>	Less Full Cylinder (6 Pin: Schlage, Falcon)	<b>DEDUCT \$49.00</b>
<b>RD</b> ○□	Schlage FSIC Cylinder Everest	<b>\$24.00</b>
<b>JD</b>	Less Schlage FSIC Cylinder	<b>DEDUCT \$25.00</b>
<b>GD</b> ○□	Schlage SFIC Cylinder Everest	<b>\$55.00</b>
<b>BD</b>	Less SFIC Cylinder (Schlage, Falcon & Competitive OEM's)	<b>N/C</b>
<b>LD SAR</b>	Sargent Key-in-Lever (10L + 11L), less core	<b>DEDUCT \$49.00</b>
<b>JD SAR</b>	Sargent FSIC Cylinder, Less Core	<b>DEDUCT \$49.00</b>
<b>JD C06</b>	Corbin FSIC Cylinder, Less Core (6 Pin)	<b>DEDUCT \$49.00</b>
<b>JD YA6</b>	Yale FSIC Cylinder or Medeco 31*0100 FSIC Type (6 Pin), Less Core	<b>DEDUCT \$49.00</b>

- Master Keyed cylinders can be specified and will be shipped in lock packaging. For Master Keying Essentials form which should accompany the master keyed order, see MSC-9 – MSC-13.
- △ For Master Keying, additional line item 50-210 is required for Classic and Everest cylinders, \$13.10 each.
- Control Keys for installation/removal of interchangeable cores are not furnished and must be ordered separate.

For additional assistance on Master Keying as well as restricted keyways please contact customer service.

CO-Series

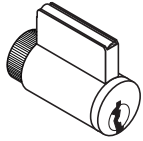


CO-250-993R-70-MS

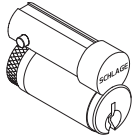


CO-250-993R-70-MSK

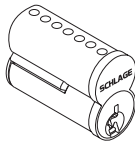
Full Cylinder  
PD LD LD SAR



Full Size  
Interchangeable Core  
RD JD JD SAR JD C06 JD YA6



Small Format  
Interchangeable Core  
GD BD



**9. Select Keying Type**

<b>C123</b>	Everest C123	N/C
<b>D*</b>	Everest D	\$9.30
<b>B*</b>	Everest B (SFIC)	\$52.00
<b>C/E/F</b>	Classic (C/E/F)	N/C

\* Everest Restricted Keyway requires a Letter of Authorization to be submitted with the order. See sample Letter of Authorization, page MSC-14.

**10. Select Handing** (Field Reversible)

<b>RHR</b>	Right Handed Reverse	N/C
<b>LHR</b>	Left Handed Reverse	N/C

**11. Select Battery**

<b>4B</b>	4AA Battery Kit	STANDARD
-----------	-----------------	----------

**12-13. No Selection Required**

**14. Select Door Thickness**

<b>1-3/4"</b>	1-3/4"	STANDARD
<b>1-7/8"</b>	1-7/8" to 2-3/4", (Specify in 1/8" increments)	\$65.00

**CO-Series Exit Trim**

The CO-250 Exit Trim comes with a universal mounting plate and is compatible with the following exit devices:

**Von Duprin 98/99, 98/99XP**

Rim, Concealed Vertical Rod (metal door only), Surface Vertical Rod, Mortise.

**Von Duprin 22/22F**

Rim, Surface Vertical Rod

**Falcon 25** - Rim, Surface Vertical Rod

**Sargent 80 Series** - Rim

**Corbin Russwin 5000 Series** - Rim

**Yale 7000** - Rim

**Dorma 9300** - Rim

**Precision 21** - Rim

Note: CO-Series Non-Functioning "Dummy" Exit Trim now available. Please see page CO-24 for details

Accessories available, see pages CO-26 – CO-27.

Accessories includes Tamper Resistant Torx Screws, Decorative Plates, Handheld Device, etc.

Credentials available, see pages CR-2 – CR-5

## 1-3. Select Chassis/Exit Trim Type\*

**CO-993DT** Dummy Trim with Dummy Reader Cover for Exit Rim/Concealed Vertical Rod/Surface Vertical Rod/Mortise Lock **\$505.00**

\* See page CO-25 for exit device compatibility. † Metal door only.



CO993DT

CO-Series

## 4. Select Lever\*

<b>LLL</b>	Less Lever	<b>DEDUCT \$16.00</b>
<b>SPA</b>	Sparta	<b>N/C</b>
<b>RHO</b>	Rhodes	<b>N/C</b>
<b>ATH</b>	Athens	<b>N/C</b>
<b>TLR</b>	Tubular	<b>N/C</b>

\*Tactile Warning (knurling) use prefix 8. Example 8SPA \$31.30

## 5. Select Finish

<b>626</b>	Satin Chrome	<b>N/C</b>
<b>605</b>	Bright Brass	<b>\$108.00</b>
<b>606</b>	Satin Brass	<b>\$108.00</b>
<b>612</b>	Satin Bronze	<b>\$108.00</b>
<b>619</b>	Satin Nickel	<b>\$108.00</b>
<b>625</b>	Bright Chrome	<b>\$108.00</b>
<b>643e</b>	Aged Bronze	<b>\$108.00</b>
<b>626AM</b>	Satin Chrome Antimicrobial	<b>\$138.00</b>

## 6. Select Cylinder Type (Non-functioning Cylinder)

<b>PD</b> ◻△	6 Pin Full Cylinder (Schlage)	<b>N/C</b>
<b>LD</b>	Less Full Cylinder (6 Pin: Schlage, Falcon)	<b>DEDUCT \$49.00</b>
<b>RD</b> ◻□	Schlage FSIC Cylinder Everest	<b>\$24.00</b>
<b>JD</b>	Less Schlage FSIC Cylinder	<b>DEDUCT \$25.00</b>
<b>GD</b> ◻□	Schlage SFIC Cylinder Everest	<b>\$55.00</b>
<b>BD</b>	Less SFIC Cylinder (Schlage, Falcon & Competitive OEM's)	<b>N/C</b>
<b>LD SAR</b>	Sargent Key-in-Lever (10L + 11L), less core	<b>DEDUCT \$49.00</b>
<b>JD SAR</b>	Sargent FSIC Cylinder, Less Core	<b>DEDUCT \$49.00</b>
<b>JD C06</b>	Corbin FSIC Cylinder, Less Core (6 Pin)	<b>DEDUCT \$49.00</b>
<b>JD YA6</b>	Yale FSIC Cylinder or Medeco 31*0100 FSIC Type (6 Pin), Less Core	<b>DEDUCT \$49.00</b>

◻ Master Keyed cylinders can be specified and will be shipped in lock packaging. For Master Keying Essentials form which should accompany the master keyed order, see MSC-9 – MSC-13.

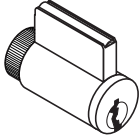
△ For Master Keying, additional line item 50-210 is required for Classic and Everest cylinders, \$13.10 each.

□ Control Keys for installation/removal of interchangeable cores are not furnished and must be ordered separate.

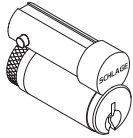
For additional assistance on Master Keying as well as restricted keyways please contact customer service.



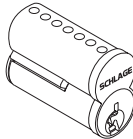
Full Cylinder  
PD LD LD SAR



Full Size  
Interchangeable Core  
RD JD JD SAR JD CO6 JD YA6



Small Format  
Interchangeable Core  
GD BD



**7. Select Keying Type**

<b>C123</b>	Everest C123	N/C
<b>D*</b>	Everest D	\$9.30
<b>B*</b>	Everest B (SFIC)	\$52.00
<b>C/E/F</b>	Classic (C/E/F)	N/C

\* Everest Restricted Keyway requires a Letter of Authorization to be submitted with the order. See sample Letter of Authorization, page MSC-14.

**8. Select Handing** (Field Reversible)

<b>RHR</b>	Right Handed Reverse	N/C
<b>LHR</b>	Left Handed Reverse	N/C

**9-10. No Selection Required**

**11. Select Door Thickness**

<b>1-3/4"</b>	1-3/4"	<b>STANDARD</b>
<b>1-7/8"</b>	1-7/8" to 2-3/4", (Specify in 1/8" increments)	<b>\$65.00</b>

**CO-Series Exit Trim**

The CO993DT Non-Functioning "Dummy" Trim comes with a universal mounting plate and is compatible with the following exit devices:

**Von Duprin 98/99, 98/99XP**

Rim, Concealed Vertical Rod (metal door only), Surface Vertical Rod, Mortise. Low current Request-to-Exit Switch optional for future network migration.

**Von Duprin 22/22F**

Rim, Surface Vertical Rod

**Falcon 25 - Rim, Surface Vertical Rod**

**Sargent 80 Series - Rim**

**Corbin Russwin 5000 Series - Rim**

**Yale 7000 - Rim**

**Dorma 9300 - Rim**

**Precision 21 - Rim**

Accessories available, see pages CO-26 – CO-27.

Accessories includes Tamper Resistant Torx Screws, Decorative Plates, Handheld Device, etc. Credentials available, see pages CR-2 – CR-5

# CO-Series Accessories



Product ID	Product Description	Product Specification	Price
<b>HANDHELD DEVICE</b>			
<b>HHD KIT</b>	Handheld Device pre-loaded with SUS application, HHD Kit also includes HH-USB Cable	Used to initialize, manage and test AD-Series and CO-Series Devices. Backwards compatible with KC2, BE367, CM and CL when used with P512112 (CIP) and HH-Serial Cable. (sold separately)	<b>\$930</b>
<b>HH-USB</b>	Cable	Additional or replacement cable used to connect HHD to CO-Series products	<b>\$45</b>
<b>HH-Serial</b>	Cable	Cable used to connect HHD to CIP for programming legacy CM/CL/KC products	<b>\$98</b>
<b>P512112</b>	CIP	Computer interface module without i-button reader – used with HH-Serial Cable for programming legacy CM/CL/KC products.	<b>\$254</b>
<b>P101203</b>	CIP w/ ibutton	Computer interface module with ibutton reader – used with HH-Serial Cable for programming legacy CM/CL/KC products.	<b>\$270</b>

## CO-250 Accessories

<b>CL-ENCODER-2</b>	<b>Campus Lock Magnetic Stripe Encoder</b> ISO compatible high/low coercivity with female/male serial cable	<b>\$3,300.00</b>
---------------------	--	-------------------

**Note:** For other enrollers, see page SMS-3

## MISCELLANEOUS HARDWARE

<b>23364409</b>	Door Position Switch Kit	Door Position Switch with Strike Mounted Magnet	<b>\$19</b>
<b>23631765*</b>	Tamper Torx Screws for CO-Series Cylindrical Locks		<b>\$25</b>
<b>23631781*</b>	Tamper Torx Screws for CO-Series Mortise Locks		<b>\$25</b>
<b>23631799*</b>	Tamper Torx Screws for CO-Series Exit Trim		<b>\$20</b>

\* Must specify finish when ordering separate. Available in 626, 605, 606, 612, 619, 625, 643e, and 626AM

## SHIM PLATES

<b>23458599</b>	Exterior Shim Plate. Device is 0.063" thick	<b>\$14</b>
<b>23599368</b>	CO Interior Shim Plate Kit. Device is 0.063" thick	<b>\$35</b>

## DECORATIVE PLATES

Decorative plates may have multiple applications, please consult CO-Series Retrofit Template Overlay Guide on [www.schlage.com/support](http://www.schlage.com/support) for more information.

*Plates available in three finishes - 626 Satin Chrome standard. For 605 Bright Brass or 643e Aged Bronze, consult customer service.*

<b>23760267</b>	Decorative plate with fasteners	1.7" H x 3.5" W x .075" D	<b>\$20</b>
<b>23760283</b>	Decorative plate with fasteners	3.2" H x 3.5" W x .075" D	<b>\$25</b>
<b>23760317</b>	Decorative plate with fasteners	6" H x 3.5" W x .075" D	<b>\$35</b>
<b>23760325</b>	Decorative plate with fasteners	6.6" H x 3.5" W x .075" D	<b>\$35</b>
<b>23760309</b>	Decorative plate with fasteners	8" H x 3.5" W x .075" D	<b>\$35</b>
<b>23760291</b>	Decorative plate with welded standoffs and fasteners	8" H x 3.5" W x .075" D	<b>\$65</b>
<b>23760259*</b>	Under the lock decorative plate (fasteners not necessary)	10.5" H x 3.5" W x .075" D	<b>\$35</b>
<b>23760275*</b>	Under the lock decorative plate (fasteners not necessary)	12" H x 3.5" W x .075" D	<b>\$40</b>
<b>23631823</b>	Exit Trim decorative plate with fasteners	1.5" H x 3.25" W x .105" D	<b>\$15</b>

\* A single under the device is 0.075" thick, please consider overall door thickness when ordering.

Note: Single plate price. Interior and exterior plates may be required.

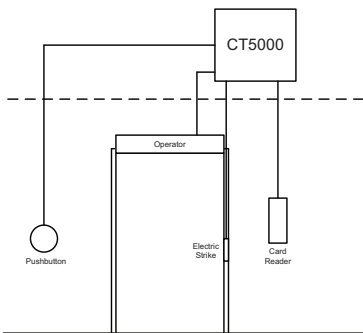
## CT-5000

The CT-5000 is an indoor, offline single opening controller. It is flexible and works with various card reader technologies. With the correct power supply, the CT-5000 controller works with various types of locking hardware, including electric strikes, electro-magnetic locks, or EL panic devices.

If networked functionality is required in the future, the CT-5000 can be upgraded to a WRI-400 by upgrading the firmware and adding one incremental piece of hardware. This provides greater adaptability in the field.

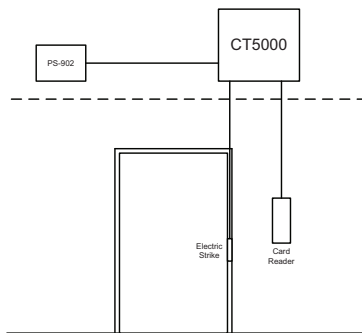
### Front Door Application

The CT-5000 can be used for front door applications with an automatic operator, electric strike and card reader.



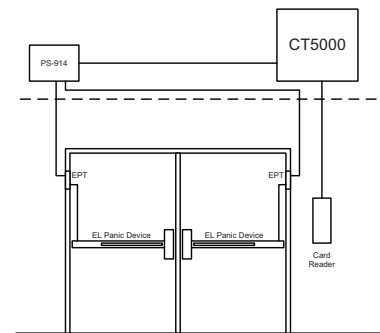
### Narrow Stile Application

For narrow stile applications the CT-5000 can be used with an electric strike and card reader.



### Exit Device Application

The CT-5000 and a card reader along with the PS-914 x 900-2RS Power Supply can control two EL exit devices for double door applications.



Note: PS-902 (not pictured) and PS-914 x 900-2RS are required with the CT-5000. Sold separately.

### Certifications

- UL 294
- Canada UL
- FCC Part 15
- Canada RSS – 210
- RoHS

\* Certification in process will be achieved prior to shipment.

## Features

- Supports up to 5000 users and audits
- Comes standard with 15 foot USB remote cable connector
- Programmed using Schlage Handheld Device (HHD) via USB connection
- Power is hardwired
- Three form C relay outputs (for strike, auxiliary, and alarm)
- Supports Request to exit (remote release) and Door Position Switch input.
- Card functions supported: normal, toggle, freeze, pass through, construction, lock down, and all card plus PIN applications
- Multiple reader technologies and positions on both sides of the gate/ door
- Internal LED visual indicators (Including low battery and state of the relay)
- Compatible with SMS Express, Select, Premier or Enterprise

## Credential Compatibility

- Magnetic stripe: field configurable track 1, 2, or 3
- Compatible with Schlage, Xceed ID™, AWID®, HID®, GE/CASI ProxLite®
- 125 kHz Proximity cards: 26a, 34x, 35x, 37x bit formats (reader dependant)
- 13.56 MHz Smart card: 26a,34x, 35x, 37x, 40x, 48x bit format (reader dependant)
- Can read card serial number of Mifare Desfire (reader dependant)

<b>CT-5000*</b>	Offline Controller (15 ft. USB cable standard)	<b>\$780.00</b>
<b>PS-902</b>	2 amp Power Supply (Required)	<b>see page PS-2</b>
<b>HHD-Kit</b>	Schlage Handheld Programming Device (Required)	<b>see page CO-26</b>
<b>23745565*</b>	150 ft. USB cable for CT-5000 (Optional)	<b>\$110.00</b>

\* Contact customer service for availability

Contact Customer Care For Availability

Contact Customer Care For Availability

**CREDENTIALS TABLE OF CONTENTS**

<b>Smart Card Credentials</b>	<b>CR-2</b>
aptiQ™ Smart Card using MIFARE DESFire™ EV1 Technology	CR-2
Dual Technology: Proximity and aptiQ™ Smart Card, using MIFARE DESFire™ EV1 Technology	CR-2
Contactless Smart Card Credentials using MIFARE®	CR-3
Dual-Technology Proximity and Contactless Smart Card, using MIFARE®	CR-3
<b>Proximity Readers and Credentials</b>	<b>CR-4</b>
<b>Magnetic Stripe Credentials</b>	<b>CR-5</b>
iButton Credentials	CR-5
Slot Punch Options	CR-5

**aptiQ™ Smart Cards using MIFARE DESFire™ EV1 Technology**

- 13.56 MHz smart technology
- Uses MIFARE DESFire EV1 Technology
- Meets ISO standard 14443A

(Minimum order is 100)

<b>SXF8420</b>	aptiQ Smart Card 2K byte/16k bit Clamshell	<b>\$6.35</b>
<b>SXF8440</b>	aptiQ Smart Card 4K byte/32k bit Clamshell	<b>\$7.15</b>
<b>SXF8480</b>	aptiQ Smart Card 8K byte/64k bit Clamshell	<b>\$8.70</b>
<b>SXF8520</b>	aptiQ Smart Card 2K byte/16k bit ISO Glossy White	<b>\$6.80</b>
<b>SXF8540</b>	aptiQ Smart Card 4K byte/32k bit ISO Glossy White	<b>\$7.60</b>
<b>SXF8580</b>	aptiQ Smart Card 8K byte/64k bit ISO Glossy White	<b>\$9.20</b>
<b>SXF8520M1</b>	aptiQ Smart Card 2K byte/16k bit with Magnetic Stripe ISO Glossy White	<b>\$7.45</b>
<b>SXF8540M1</b>	aptiQ Smart Card 4K byte/32k bit with Magnetic Stripe ISO Glossy White	<b>\$8.25</b>
<b>SXF8580M1 *</b>	aptiQ Smart Card 8K byte/64k bit with Magnetic Stripe ISO Glossy White	<b>\$9.85</b>
<b>SXF8720 *</b>	aptiQ Smart Card 2K byte/16k bit PVC Patch	<b>\$6.25</b>
<b>SXF8740 *</b>	aptiQ Smart Card 4K byte/32k bit PVC Patch	<b>\$7.05</b>
<b>SXF8780 *</b>	aptiQ Smart Card 8K byte/64k bit PVC Patch	<b>\$8.60</b>

**Dual Technology: Proximity and aptiQ™ Smart Cards using MIFARE DESFire™ EV1**

(Minimum order is 100)

<b>SXF8920 *</b>	Proximity and aptiQ Smart Card Combo 2K byte/16k bit ISO Glossy White	<b>\$10.00</b>
<b>SXF8940 *</b>	Proximity and aptiQ Smart Card Combo 4K byte/32k bit ISO Glossy White	<b>\$10.90</b>
<b>SXF8980 *</b>	Proximity and aptiQ Smart Card Combo 8K byte/64k bit ISO Glossy White	<b>\$12.60</b>

\* Lead Time: 4-6 weeks

If there is a specific card combination that you do not see listed in the price book, please contact your sales representative for information on special orders.

When ordering any of the above credentials, please specify **Bit Format, Facility Code**, and starting **Badge ID Number (BIN)**. If these are not specified, the default Bit Format (26 Bit) and next available Badge Number and Facility Code (Site Code) will be used.

**NOTE: Support for XceedID 15693 ISOX technologies (9440, 9540 and 9640) will not be supported in new default firmware. Support of this card technology will have to be ordered using firmware revision X02\_31. This change was effective 3/8/2010**

Pricing/product description subject to change without notice



**Contactless Smart Cards using MIFARE®**

- 13.56MHz smart technology
- Uses MIFARE Technology
- Meets ISO standard 14443A

(Minimum order is 100)

<b>SXF9420</b>	MIFARE Smart Card 2.5k bit Clamshell	<b>\$3.85</b>
<b>SXF9520</b>	MIFARE Smart Card 2.5 k bit ISO Glossy White	<b>\$4.70</b>
<b>SXF9520MS</b>	MIFARE Smart Card 2.5 k bit with magnetic stripe ISO Glossy White	<b>\$5.32</b>
<b>SXF9551</b>	MIFARE Contactless Smart Card 1k byte/8k bit ISO Glossy White	<b>\$5.75</b>
<b>SXF9551MS</b>	MIFARE Contactless Smart Card 1k byte/8k bit and magnetic stripe ISO Glossy White	<b>\$6.37</b>
<b>SXF9558</b>	MIFARE Contactless Smart Card 4k byte/32k bit ISO Glossy White	<b>\$8.10</b>
<b>SXF9558MS</b>	MIFARE Contactless Smart Card 4k byte/32k bit and magnetic stripe ISO Glossy White	<b>\$8.72</b>
<b>SXF9651</b>	MIFARE Smart 1k bit (minimum order is 50) Keytag	<b>\$6.55</b>
<b>SXF9751*</b>	MIFARE Smart Cards 1k byte/8k bit PVC Patch	<b>\$6.00</b>
<b>SXF9758*</b>	MIFARE Smart Cards 4k byte/32k bit PVC Patch	<b>\$8.90</b>
<b>IBF-151</b>	Combo Keyfob, 13.56 MHz MIFARE (1k byte/8k bit) and iButton (minimum order is 50)	<b>\$14.50</b>
<b>IBWB-151</b>	Combo Keyfob, 13.56 MHz MIFARE (1k byte/8k bit) <u>without</u> iButton (minimum order is 50)	<b>\$8.40</b>

**Dual-Technology Proximity and Contactless Smart Card using MIFARE®**

(Minimum order is 100)

<b>SXF9951*</b>	<b>Proximity and Contactless Smart Card Combo ISO Glossy White</b> 125kHz/13.56MHz MIFARE 1k byte/8k bit Smart Card	<b>\$7.85</b>
<b>SXF9958*</b>	<b>Proximity and Contactless Smart Card Combo ISO Glossy White</b> 125kHz /13.56MHz MIFARE 4k byte/32k bit Smart Card	<b>\$9.45</b>

\* Lead Time: 4-6 weeks

If there is a specific card combination that you do not see listed in the price book, please contact your sales representative for information on special orders.

When ordering any of the above credentials, please specify **Bit Format, Facility Code**, and starting **Badge ID Number (BIN)**. If these are not specified, the default Bit Format (26 Bit) and next available Badge Number and Facility Code (Site Code) will be used.

**NOTE: Support for XceedID 15693 ISOX technologies (9440, 9540 and 9640) will not be supported in new default firmware. Support of this card technology will have to be ordered using firmware revision X02\_31. This change was effective 3/8/2010**

## Proximity Credentials

- 125kHz proximity technology
- Compatible with most HID Proximity formats up to 37 bits
- Compatible with most HID readers

Minimum order is 100 cards.

<b>SXF7410</b>	Proximity Card Clamshell	<b>\$3.25</b>
<b>SXF7410SCH</b>	Proximity Card with Schlage Logo Clamshell	<b>\$3.87</b>
<b>SXF7510</b>	Proximity Card ISO Glossy White	<b>\$5.53</b>
<b>SXF7510MS</b>	Proximity and Magnetic Stripe Card ISO Glossy White	<b>\$6.15</b>
<b>SXF7510C</b>	Proximity Card - Composite ISO Glossy White	<b>\$6.15</b>
<b>SXF7510MSC</b>	Proximity Card w/Magnetic Stripe - Composite ISO Glossy White	<b>\$6.87</b>
<b>SXF7610</b>	Proximity Keyfob (minimum order is 50)	<b>\$5.70</b>
<b>SXF7710</b>	Proximity Sticky Disk (35 mm Disk) (minimum order is 50)	<b>\$5.20</b>
<b>IBF-110</b>	Combo Keyfob, 125 kHz Proximity and iButton (minimum order is 50)	<b>\$12.85</b>
<b>IBWB-110</b>	Combo Keyfob, 125 kHz Proximity <u>without</u> iButton (minimum order 50)	<b>\$6.80</b>

## Proximity Credentials (37 bit, Facility Code 1462)

<b>PRX1</b>	Proximity Card - .075" thick Clamshell	<b>\$5.00</b>
<b>PRX3</b>	Proximity Card - Credit card size and .033" thick ISO Glossy White	<b>\$8.00</b>
<b>PRX4</b>	Proximity Card - Dual Technologies - magnetic stripe and Prox .033" thick	<b>\$9.00</b>
<b>PRX5</b>	PVC patch with adhesive back .042" thick	<b>\$9.00</b>
<b>PF1</b>	Proximity Keyfob	<b>\$9.00</b>

## Proximity Credentials (37 bit, Facility Code 1462) (lot of 100)

<b>PRX1-100</b>	Proximity Card - .075" thick Clamshell	<b>\$325.00</b>
<b>PRX3-100</b>	Proximity Card - Credit card size and thickness .033" thick ISO Glossy White	<b>\$553.00</b>
<b>PRX4-100</b>	Proximity Card - Dual Technologies - magnetic stripe and Prox .033" thick	<b>\$615.00</b>
<b>PRX5-100</b>	PVC patch with adhesive back .042" thick	<b>\$520.00</b>
<b>PF1-100</b>	Proximity Keyfob	<b>\$570.00</b>

Proximity Credentials Comparison Guide	
Schlage Product Number	HID Product Number
<b>125kHz Proximity Cards</b>	
SXF7410	1326
SXF7510MS	1336
SXF7510MSC	1536
SXF7610	1346
SXF7510	1386
SXF7510C	1586
SXF7710	1391

**Please Note:**

This chart offers comparable part numbers, these are not direct replacements. Please use this chart as a guide and reference the spec sheet for the part specified to determine compatibility.

If there is a specific card combination that you do not see listed in the price book, please contact your sales representative for information on special orders.

When ordering any of the above credentials, please specify **Bit Format**, **Facility Code**, and starting **Badge ID Number (BIN)**. If these are not specified, the default Bit Format (26 Bit) and next available Badge Number and Facility Code (Site Code) will be used.

## Magnetic Stripe Credentials

<b>MAG1</b>	<b>Magnetic Stripe Card - not encoded, no logo.</b> Minimum order quantity is 100 cards.	<b>\$2.62</b>
<b>MAG2</b>	<b>Magnetic Stripe Card - Encoded (track 2 and track 3) with Schlage Logo.</b> Minimum order quantity is 100 cards.	<b>\$3.42</b>
<b>MAG3</b>	<b>Magnetic Stripe Card - Encoded no logo .</b> Minimum order quantity is 100 cards.	<b>\$3.42</b>
<b>SMSH</b>	<b>Magnetic Stripe Card with Schlage Logo</b> Includes encoding and sequential stamp number. Also available in plain white. Please specify when ordering. Minimum order quantity is 100 cards. NOTE: Encoding encrypted for use with Schlage Access Control System	<b>\$3.42</b>
<b>SMSHPL</b>	<b>Magnetic Stripe Card with Photo Flap &amp; Schlage Logo</b> Magnetic Stripe Card w/Photo Flap & Schlage Logo. Includes encoding and sequential stamp number. Also available in plain white. Minimum order quantity is 100 cards.	<b>\$5.27</b>
<b>SMSHSUB</b>	<b>Magnetic Stripe Card (Dye Sublimation)</b> Magnetic Stripe plain white card for dye sublimation. Includes encoding and sequential stamp number. Minimum order quantity is 100 cards.	<b>\$4.23</b>
<b>SMSH-NE</b>	<b>Magnetic Stripe Card with no logo and no encoding</b> Minimum order quantity is 100 cards.	<b>\$2.62</b>
<b>SENCODE</b>	<b>Magnetic Stripe Card Encoding Only</b> Magnetic Stripe Card encoding (for cards not purchased through Schlage).	<b>\$1.05 each card</b>
<b>SMSCLN</b>	<b>Magnetic Stripe Cleaning Card</b>	<b>\$2.24</b>
<b>STRAP</b>	<b>Strap Clips</b> Strap Clips for cards that have been slot punched. Minimum order is 100.	<b>\$2.62</b>

## iButton Credentials

<b>IBA</b>	iButton (Adhesive Back)	<b>\$7.00</b>
<b>IBF</b>	iButton on Fob - Black	<b>\$12.00</b>
<b>IBF -100</b>	100 pack - iButton on keyfob - black	<b>\$896.00</b>
<b>IBF-X</b>	iButton on Fob (X = specify color: blue, gray, green, red, yellow)	<b>\$13.00</b>

See additional Dual Credential iButton options on pages CR-2 and CR-3.

## Slot Punch Options

<b>SPV</b>	Vertical Slot Punch for Schlage ISO and Magstripe Credentials MUST BE ORDERED WITH CARDS. SLOT PUNCHING CANNOT BE DONE AFTER THE CARDS HAVE BEEN DELIVERED	<b>\$0.40 per card</b>
<b>SPH</b>	Horizontal Slot Punch for Schlage ISO and Magstripe Credentials MUST BE ORDERED WITH CARDS. SLOT PUNCHING CANNOT BE DONE AFTER THE CARDS HAVE BEEN DELIVERED	<b>\$0.40 per card</b>

If there is a specific card combination that you do not see listed in the price book, please contact your sales representative for information on special orders.

NOTE: Please consult factory for a complete listing of additional Credentials supported.



**NETWORKED READERS AND KEYPADS TABLE OF CONTENTS**

<b>Multi-Technology Readers from Schlage</b>	<b>NR-2</b>
<b>Contactless Smart Card Readers</b>	<b>NR-2</b>
<b>Proximity Readers</b>	<b>NR-3</b>
<b>Magnetic Stripe Readers</b>	<b>NR-3</b>
<b>iButton Readers</b>	<b>NR-3</b>
<b>Scramble Keypads from Schlage</b>	<b>NR-4</b>
<b>Electronic Keypads</b>	<b>NR-4</b>

## Multi-Technology Readers from Schlage

- 125 kHz Proximity and 13.56 MHz Contactless Smart Card technology in one reader
- Meets both ISO 14443
- Compatible with Schlage proximity, Xceed ID proximity, GE/Casi ProxLite®, HID® Proximity, AWID® Proximity, Lenel®
- Compatible with most 13.56 MHz credentials
- Tri-state LED (red, green, amber) and audible status alert
- Wiegand interface
- Standard color is black, also available in charcoal (longer lead times apply) and light gray

<b>*SXF1100</b>	<b>Multi-Technology Reader - Mullion</b> Dimensions: 5.85" x 1.72" x 1". Power Requirements: 6-16 VDC	<b>\$261.00</b>
<b>SXF1100-PIV</b>	<b>Multi-Technology Reader - Mullion (FIPS 201 Compliant PIV II card reader)</b> Dimensions: 5.85" x 1.72" x 1". Power Requirements: 6-16 VDC	<b>\$261.00</b>
<b>*SXF1500</b>	<b>Multi-Technology Reader - Wall Mount</b> Dimensions: 5.1" x 3.25" x .76". Power Requirements: 6-16 VDC - Compatible with MIFARE DESFire™ EV1 technology	<b>\$273.00</b>
<b>*SXF2100</b>	<b>Multi-Technology Reader - Mid-range</b> Dimensions: 5.85" x 4.5" x 1.45". Power Requirements: 6-16 VDC	<b>\$315.00</b>
<b>SXF2100-PIV</b>	<b>Multi-Technology Reader - Mid-range (FIPS 201 Compliant PIV II card reader)</b> Dimensions: 5.85" x 4.5" x 1.45". Power Requirements: 6-16 VDC	<b>\$315.00</b>
<b>*SXF2110</b>	<b>Multi-Technology Reader with Keypad - Mid-range with Keypad</b> Dimensions: 5.85" x 4.5" x 1.45". Power Requirements: 6-16 VDC	<b>\$470.00</b>
<b>SXF2110-PIV</b>	<b>Multi-Technology Reader with Keypad - Mid-range with Keypad (FIPS 201 Compliant PIV II card reader)</b> Dimensions: 5.85" x 4.5" x 1.45". Power Requirements: 6-16 VDC	<b>\$470.00</b>
<b>SXFGSK</b>	<b>Weathershield Gasket</b> IP65 protective gasket seals out water. Adhesive backed. Compatible with SXF1100, SXF2100 and SXF2110 card readers.	<b>\$15.00</b>

Multi Technology Reader Comparison Chart	
Schlage Product Number	HID Product Number
<b>125kHz Proximity and 13.56 MHz Smart Readers</b>	
SXF1060-XX	6100
SXF2100	6110
SXF1500	6120
SXF1500	6125
SXF2110	6130
SXF2110	6136
SXF1100	6140
SXF1100	6145

**Please Note:**

This chart offers comparable part numbers, these are not direct replacements. Please use this chart as a guide and reference the spec sheet for the part specified to determine compatibility. HID and Schlage readers may not work with the same smart cards. See datasheets for full listing.

## Contactless Smart Card Readers

- 13.56 MHz Single Frequency Contactless Smart Card technology
- Meets both ISO standard 14443
- Compatible with 13.56MHz MIFARE®
- Compatible with MIFARE DESFire™ EV1 technology (excluding SXF 1060)
- Tri-state LED (red, green, amber) and audible status alert
- Wiegand interface
- Standard color is black, also available in charcoal (longer lead times apply) and light gray

<b>SXF1060-MF</b>	<b>Contactless Smart Card Reader - Mini-Mullion</b> Dimensions: 4.2" x 1.72" x 1". Power Requirements: 5-16 VDC. The SXF1060-MF is designed for use as a secure MIFARE® reader that can read card serial numbers of other technologies. Secure MIFARE® can be disabled in this reader by configuration card in favor of MIFARE® card serial number. Secure ISO-X cannot be enabled in an SXF1060-MF reader. See datasheet for supported technologies.	<b>\$138.00</b>
<b>SXF1200</b>	<b>Contactless Smart Card Reader - Mullion</b> Dimensions: 5.85" x 1.72" x 1". Power Requirements: 6-16 VDC	<b>\$235.00</b>
<b>SXF1560</b>	<b>Contactless Smart Card Reader - Wall Mount</b> Dimensions: 5.1" x 3.25" x .76". Power Requirements: 6-16 VDC	<b>\$245.00</b>
<b>*SXF2200</b>	<b>Contactless Smart Card Reader - Mid-Range</b> Dimensions: 6.10" x 4.55" x 1.27". Power Requirements: 5-16 VDC	<b>\$284.00</b>
<b>*SXF2210</b>	<b>Contactless Smart Card Reader - Mid-Range with Keypad</b> Dimensions: 6.10" x 4.55" x 1.27". Power Requirements: 5-16 VDC	<b>\$423.00</b>

\* Default behavior in readers has PIV enabled with 75-bit format (200-bit format optional) for FIPS-201 compliance.

Pricing/product description subject to change without notice

## Proximity Readers

- 125 kHz single frequency proximity technology
- Compatible with HID® proximity, GE/Casi ProxLite®, Schlage proximity, AWID® proximity, Lene!®
- Tri-state LED (red, green, amber) and audible status alert
- Wiegand interface
- Read ranges vary depending on credential used (for read range information, see data sheet)
- Standard color is black, also available in charcoal (longer lead times will apply) and light gray

<b>SXF1050</b>	<b>Proximity Reader - Mini-Mullion</b> Dimensions: 4.2" x 1.72" x 1". Power Requirements: 5-16 VDC	<b>\$125.00</b>
<b>SXF1550</b>	<b>Proximity Reader - Wall Mount</b> Dimensions: 5.1" x 3.25" x .76". Power Requirements: 6-16 VDC	<b>\$235.00</b>
<b>SXF2110P-K</b>	<b>Proximity Reader - Mid-Range with Keypad</b> Dimensions: 5.85" x 4.5" x 1.45". Power Requirements: 6-16 VDC.	<b>\$423.00</b>

Proximity Reader Comparison Chart	
Schlage Product Number	HID Product Number
<b>125kHz Proximity Readers</b>	
SXF2110P-K	5355K
SXF1100	5365
SXF1550	5395
SXF2100	5455
SXF1050	6005

**Please Note:**

This chart offers comparable part numbers, these are not direct replacements. Please use this chart as a guide and reference the spec sheet for the part specified to determine compatibility. HID and Schlage readers may not work with the same smart cards. See datasheets for full listing.

## Magnetic Stripe Readers

<b>SMR5</b>	<b>Magnetic Stripe Card Reader (Mercury)</b> Weatherized for outdoor use with a cast metal housing and optional wall plate. The SMR5 has one LED. Standard color is black, also available in Beige. Standard is 5 VDC. Must specify for 12 VDC.	<b>\$ 343.00</b>
<b>SMR10</b>	<b>Magnetic Stripe Card Reader (Mercury)</b> Weatherized for outdoor use with a cast metal housing and optional wall plate. The SMRID has two LED's. Standard color is black, also available in Beige. Standard is 5 VDC. Must specify for 12 VDC.	<b>\$ 459.00</b>
<b>SMR20</b>	<b>Magnetic Stripe Card Reader with Keypad (Mercury)</b> Weatherized for outdoor use with a cast metal housing and optional wall plate. The SMR20 has integrated membrane keypad. AVAILABLE IN BEIGE ONLY. Standard is 5 VDC. Must specify for 12 VDC.	<b>\$ 667.00</b>
<b>SWP10</b>	<b>Wall Plate for Mercury Magnetic Stripe Card Reader</b> Metal Wall Plate (Beige or Black) for MR5, MR10 and MR20 magnetic card readers.	<b>\$ 19.00</b>
<b>SWS10</b>	<b>Weather Shield for MR5, MR10 and MR20 Readers</b> Brushed Stainless vertical mount.	<b>\$ 75.00</b>

Networked Readers & Keypads

## iButton Readers

<b>SRT-100</b>	<b>iButton Mullion Mount Reader</b> The SRT100 iButton Mullion-Mount Reader provides solid construction with a 1/4" thick brushed anodized aluminum face plate and stainless steel read head. Bi-color LED and Sonalert provide users with both visual and audible indicators. 26 bit Wiegand output.	<b>\$693.00</b>
----------------	--	-----------------

Pricing/product description subject to change without notice

### Scramble Keypads from Schlage

<b>SERIII-W</b>	<b>Scramble Keypad</b> The keypad is designed to prevent onlookers from detecting the code being entered. Each key is lighted by an LED with a different set of numbers every time the keypad is used. Weatherized for outdoor applications with a Wiegand output. This unit may be powered from the SRCNX Reader Controller boards via a reader interface. Power requirements: 8-14 VDC. Color gray (standard) available in black.	<b>\$ 1,658.00</b>
<b>SMK-2</b>	<b>Scramble Keypad Surface Mount Kit</b> Standard color is gray, also available in black.	<b>\$ 216.00</b>
<b>SPMK-2</b>	<b>Scramble Keypad Flush Mount Kit</b> Standard color is gray, also available in black.	<b>\$ 175.00</b>
<b>SERIII-WB</b>	<b>Scramble Keypad</b> The keypad is designed to prevent onlookers from detecting the code being entered. Each key is lighted by an LED with a different set of numbers every time the keypad is used. Weatherized for outdoor applications with a Wiegand output. Power requirements: 8-14 VDC. Color is black.	<b>\$ 1,658.00</b>
<b>SMK-2B</b>	<b>Scramble Keypad Surface Mount Kit</b> Color is black.	<b>\$ 216.00</b>
<b>SPMK-2B</b>	<b>Scramble Keypad Surface Mount Kit</b> Color is black.	<b>\$ 175.00</b>

**NOTE: Mounting Kits are sold separately and required for usage with Scramble Keypads.**

### Electronic Keypads

<b>SEKPDMWG</b>	<b>Electronic Keypad (Mullion Mount)</b> Stainless faceplate with keypad. Weatherized for outdoor use - 2x6 Matrix (5 or 12 VDC) Wiegand output. This unit may be powered from the SRCNX Reader Controller Boards via the Reader Interface.	<b>\$ 436.00</b>
<b>SEKPDWG</b>	<b>Electronic Keypad</b> Stainless faceplate with keypad. Weatherized for outdoor use - 3x5 Matrix (5 or 12 VDC) Wiegand output. This unit may be powered from the SRCNX Reader Controller Boards via the Reader Interface.	<b>\$ 633.00</b>
<b>SEKPD8B</b>	<b>Electronic Keypad</b> Stainless faceplate with keypad. Weatherized for outdoor use - 3x4 Matrix (5 or 12 VDC) Wiegand output, 8 bit word. This unit may be powered from the SRCNX Reader Controller Boards via the Reader Interface.	<b>\$ 618.00</b>

### Other Available Products from Schlage

Card Reader Stanchions

Contact Factory

**NOTE: Please consult factory for a complete listing of additional Readers supported.**

Pricing/product description subject to change without notice



**BIOMETRICS TABLE OF CONTENTS**

---

<b>Terms and Conditions</b>	<b>BI-1</b>
<b>General Ordering Information</b>	<b>BI-2</b>
<b>Biometric Readers</b>	<b>BI-3</b>
<b>Biometric Options</b>	<b>BI-4</b>
Memory Options	BI-4
Communication Options	BI-4
Card Reader & Keypad Options	BI-5
Outdoor Options	BI-5
Power Options	BI-5
<b>Biometric Accessories</b>	<b>BI-6</b>
Network Accessories	BI-6
Miscellaneous Accessories	BI-6
HandNet Software	BI-6
Extended Warranty	BI-6
Training Courses	BI-6

## General Ordering Information

### Purchase Orders:

Fax purchase orders to: (408) 341-4101

All purchase orders must include the following information:

- Purchase order number
- Invoice address
- Ship to address
- Shipping method
- Part number
- Pricing
- Any special configuration ID #s
- Any options requiring factory installation

Missing or inaccurate information may cause a delay in the order process.

### Quick Turn Program:

A quick turn program is available for urgent orders up to 10 units (11 or more, please call the factory directly).

- A 15% premium charge is applied to the total order for items requiring a one day turn
- A 5% premium charge is applied to the total order for items requiring a three day turn
- A 15% premium charge is applied to outdoor units with only a three day quick turn available

All orders must be received by 11:00 am PT to count as one day.

Purchase orders must include the premium charge as a separate line item.

Quick Turn may not be available on all items (Please contact the factory for expedited availability).

### Payment Terms:

Please refer to the 2011 Terms and Conditions.

### Payment Methods:

Visa, MasterCard or American Express

Wire Transfer (instructions included below)

Pre-Pay

### Order Changes/Cancellations:

Please refer to the 2011 Terms and Conditions

### Packing:

Company will pack, mark, and ship the Products according to its standard procedures for shipment, unless the parties agree, in writing, that Company will comply with any special instructions provided by Customer. Compliance with special instructions may result in an increased price.

## Wire Transfer Instructions

All wire transfers should be made to the bank and account below in U.S. Dollars. We kindly request a copy of your bank receipt be faxed to us as soon as transfer of funds has been made. Orders will not be shipped until we receive a copy of your bank's wire transfer information AND Schlage can confirm receipt of your funds to our bank.

ABA # 071000152  
Account # 32011797  
Swift # CNORUS44

Northern Trust Bank  
75 Remittance Drive, Suite # 6085  
Chicago, IL 60675-6085

*Note: ALL shipping charges are the responsibility of the customer and MUST be included in your transfer of funds or your order may be delayed.*

**Biometric Readers**

Schlage brings the security and convenience of biometric technology to any access control system with the HandKey hand geometry readers. By using your hand as your credential, this technology provides reliable one-to-one matching - personal proof that people are who they claim to be.

Schlage biometric readers can also be integrated with other reader technologies such as smart card, proximity or magnetic stripe, to provide a highly secure system that verifies who you are in one transaction.

The benefits of using HandKey are:

- Fast and easy to use
- Field-proven reliable technology
- Integrates into existing access control systems
- Increases convenience by eliminating time cards
- Lower administrative costs compared to time card-based systems
- Standalone or networked options

**HandKey F-Series**

Polycarbonate housing. Expanded memory options are available.

<b>HK-2-F3</b>	HandKey F-Series with memory for 512 users	<b>\$2,099.00</b>
----------------	--	-------------------

**HandKey E-Series**

Metal housing. Expanded memory options are available.

<b>ID3D-R</b>	HandKey with memory for 256 users	<b>\$2,749.00</b>
<b>ID3D-RW</b>	HandKey with outdoor housing, integrated heaters and memory for 256 users	<b>\$4,129.00</b>
<b>LH-100</b>	ID3D-R with left hand configuration	<b>\$3,439.00</b>
<b>LH-100RW</b>	ID3D-R with outdoor housing, integrated heaters, memory for 256 users and left hand configuration	<b>\$5,249.00</b>



**HandKey-2 Hand Geometry Reader**



**HandKey ID3D-R Hand Geometry Reader**

## Memory Options

Memory expansions can be ordered with readers or activated by an authorization code after installation.

**Note:** Serial numbers are required for field expansion.

### F-Series

Readers built after 2003 or readers that have been upgraded to main boards with a push button reset switch.

<b>EM-801-F3</b>	HandKey Memory Expansion to 9,728 users	<b>\$272.00</b>
<b>EM-803-F3</b>	HandKey Memory Expansion to 32,512 users	<b>\$599.00</b>
<b>EM-813-F3</b>	HandKey Memory Expansion to 64,768 users (non field upgradeable, supersedes model # EM-60X)	<b>\$926.00</b>
<b>EM-823-F3</b>	HandKey Memory Expansion to 129,536 users (non field upgradeable, supersedes model # EM-120X)	<b>\$1,338.00</b>
<b>EM-833-F3</b>	HandKey Memory Expansion to 194,304 users (non field upgradeable, supersedes model # EM-180X)	<b>\$1,647.00</b>
<b>EM-843-F3</b>	HandKey Memory Expansion to 259,072 users (non field upgradeable, supersedes model # EM-240X)	<b>\$1,853.00</b>

### F-Series Original Generation

Readers built before 2004, can be identified by a 5 position DIP switch.

<b>EM-801</b>	HandKey Memory Expansion (EPROM Chip) to 9,728 users	<b>\$272.00</b>
<b>EM-803</b>	HandKey Memory Expansion (EPROM Chip) to 32,512 users	<b>\$599.00</b>

### E-Series

Please have the current EPROM and memory information available for field upgrades before placing order.

<b>EM-600</b>	HandKey Memory Expansion (EPROM Chip) to 3,328 users	<b>\$217.00</b>
<b>EM-602</b>	HandKey Memory Expansion (EPROM Chip) to 9,728 users	<b>\$436.00</b>
<b>EM-604</b>	HandKey Memory Expansion (EPROM Chip) to 27,904 users	<b>\$599.00</b>

## Communication Options

### F-Series

<b>EN-200</b>	Ethernet Communication Module 10baseT	<b>\$411.00</b>
<b>MD-500</b>	Internal 14.4K Baud Dial-Up Modem. Contact sales for international compatibility	<b>\$349.00</b>

### E-Series

Factory option only, not available for field installation.

<b>EN-100</b>	Ethernet Communication Module 10baseT	<b>\$632.00</b>
<b>MD-200</b>	Internal 2,400 Baud Dial-Up Modem. US and Canada only	<b>\$403.00</b>

## Card Reader & Keypad Options

### F-Series

<b>ICLASS</b>	Internally installed iCLASS Reader with external clear acrylic card holder <i>Factory option only, not available for field installation</i>	<b>\$523.00</b>
<b>PROX</b>	Externally top mounted Proximity RF Reader <i>Factory option only, not available for field installation</i>	<b>\$392.00</b>
<b>SC-100</b>	Integrated side mounted Mifare Smart Card Reader with external clear acrylic card holder <i>Factory option only, not available for field installation</i>	<b>\$1,124.00</b>

### E-Series

<b>BC-100</b>	Barcode Reader Wall Mount Swipe	<b>\$654.00</b>
<b>CR-2</b>	Magnetic Stripe Reader Wall Mount Swipe	<b>\$217.00</b>
<b>CR-2L</b>	Magnetic Stripe Reader Top Mount Swipe	<b>\$261.00</b>
<b>CR-3L</b>	Magnetic Stripe Reader Side Mount Swipe	<b>\$381.00</b>
<b>CR-RW</b>	Outdoor Magnetic Stripe Reader Side Mount Swipe	<b>\$720.00</b>
<b>KP-103</b>	Request-to-Exit Remote Keypad Assembly with 12' cable	<b>\$174.00</b>
<b>KP-104</b>	Internal Keypad Harness	<b>\$108.00</b>
<b>KP-105</b>	Blank Front Cover Plate, replaces Keypad <b>Note:</b> KP-104 Must be ordered along with the KP-105 option for new readers	<b>\$42.00</b>
<b>KP-201</b>	Auxiliary Keypad Wiegand output only	<b>\$654.00</b>

## Outdoor Options

### F-Series

<b>INT-HTR</b>	Outdoor Platen Heater. Factory option only, not available for field installation Includes 24 VDC power supply to operate HandKey	<b>\$549.00</b>
<b>FX-ENCL</b>	Polyethylene with UV Resist Outdoor Enclosure (supersedes model # HURCNE)	<b>\$469.00</b>
<b>TX-ENCL</b>	Metal Watertight Enclosure (supersedes model # TSNAMI)	<b>\$1,899.00</b>

### E-Series

<b>E-Series</b>	See Reader model ID3D-RW or LH-100RW	
-----------------	--------------------------------------	--

## Power Options

### F-Series

<b>PS-110</b>	Power Supply. 120 VAC to 13.5 VDC with connector	<b>\$54.00</b>
<b>PS-220</b>	Power Supply. 220 VAC to 13.5 VDC with connector	<b>\$65.00</b>
<b>BB-250</b>	Battery Backup available only at the time of initial purchase	<b>\$99.00</b>

### Field Upgradeable Battery Backup Options

<b>BB-200</b>	Operational Battery Backup with power management board for reader with serial numbers below 1345000	<b>\$99.00</b>
<b>S-BB-BAT</b>	Operational Battery Backup for readers with serial numbers higher than 1360000, Spare Battery for BB-250	<b>\$69.00</b>

### Field Upgradeable Battery Backup Options For Readers with serial numbers 1345000 through 1360000.

This option for Battery Backup is required if the HandKey does not contain the circuitry. For help in identifying what your unit requires, please contact Technical Support.

<b>BB-HK-2</b>	Field Upgradeable Battery Backup for HK-2 (includes new main board with circuitry and battery)	<b>\$570.00</b>
----------------	--	-----------------

### E-Series

<b>IS-400</b>	Power Supply. 120 VAC to 13.5 VDC	<b>\$87.00</b>
<b>BB-100</b>	Operational Battery Backup with power supply	<b>\$163.00</b>
<b>TF-100</b>	Transformer for outdoor heaters 117 VAC to 24 VAC. For US sales only	<b>\$174.00</b>

**Network Accessories**

<b>DC-102</b>	Data Converter for 4 wire system, RS-232 to RS-422 with 120V, 60 Hz power supply	<b>\$163.00</b>
<b>DC-102-220</b>	Data Converter for 4 wire system, RS-232 to RS-422 with 220V, 50 Hz power supply	<b>\$163.00</b>

**Miscellaneous Accessories**

<b>BG-200</b>	Demo Bag for E and F Series readers	<b>\$65.00</b>
<b>BR-100</b>	5V Relay	<b>\$119.00</b>
<b>DS-200</b>	Demo Stand for F-Series readers	<b>\$87.00</b>
<b>GL-100</b>	Red Light / Green Light for E-Series	<b>\$119.00</b>
<b>TM-100</b>	Table-top Secure Mount for F-Series	<b>\$250.00</b>

**HandNet Software**

<b>HN-2-T1</b>	Tier One: Up to 5 HandKeys	<b>\$752.00</b>
<b>HN-2-T2</b>	Tier Two: Up to 25 HandKeys	<b>\$1,266.00</b>
<b>HN-2-T3</b>	Tier Three: Unlimited HandKeys	<b>\$1,854.00</b>
<b>HN-T1-T2</b>	Tier Upgrade: T1-T2 from 6 to 25 HandKeys	<b>\$1,243.00</b>
<b>HN-T1-T3</b>	Tier Upgrade: T1-T3 from 6 to unlimited HandKeys	<b>\$1,309.00</b>
<b>HN-T2-T3</b>	Tier Upgrade: T2-T3 from 25 to unlimited HandKeys	<b>\$796.00</b>

**Extended Warranty**

<b>EXT-WAR</b>	1 year extended warranty (available at the time of initial biometrics reader purchase only)	<b>\$315.00</b>
----------------	---	-----------------

**Training Courses**

**Note:** Prices are as posted. No discounts apply.

<b>SBT-HK</b>	1-day training course at an Ingersoll Rand facility. User will be able to install, program and troubleshoot the hardware functions of the HandKey upon completion of the course.	<b>\$150.00 per person</b>
<b>SBT-HK-ONSITE</b>	1-day training course at customer site. User will be able to install, program and troubleshoot the hardware functions of the HandKey upon completion of the course (max 10 trainees per classroom).	<b>\$1200.00 per day plus expenses</b>
<b>SBT-HNWL</b>	1-day training course at an Ingersoll Rand facility. User will be able to install, program and troubleshoot the access control software (HandNet for Windows and HandNet Lite) on HandKeys.	<b>\$150.00 per person</b>
<b>SBT-HNWL-ONSITE</b>	1-day training course at customer site. User will be able to install, program and troubleshoot the access control software (HandNet for Windows and HandNet Lite) on HandKeys (max 10 trainees per classroom).	<b>\$1200.00 per day plus expenses</b>

**bright blue. TABLE OF CONTENTS**

<b>Reader Controller</b>	<b>bb-2</b>
<b>Power Supplies</b>	<b>bb-2</b>
<b>Reader Interface</b>	<b>bb-2</b>
<b>Printers &amp; Accessories</b>	<b>bb-3</b>
<b>Demo Kit</b>	<b>bb-3</b>
<b>Schlage Dealer Training Courses &amp; Maintenance Contract</b>	<b>bb-3</b>
<b>Video Integration</b>	<b>bb-3</b>

## Reader Controller

<b>SBB</b>	<b>bright blue Reader Controller</b> Includes: (1) NEMA 1 rated enclosure 14" x 14" x 3.5", (1) SBB Reader Controller Board - Total 32 Device Capacity, 64 Mb Flash Memory and 64 Mb SRAM. UL 294 Listed. Database: 2G Flash Drive. Power Requirements: 24 VDC 1A UL listed with battery back up (sold separately).	<b>\$2,090.00</b>
------------	--	-------------------

## Power Supplies

<b>SBB-3APS</b>	<b>24 VDC 3A Power Supply/Charger</b> 24 VDC 3A supervised power supply/charger (85-260VAC Input). Power supply for the SBB Reader Controller or for 24 VDC peripheral devices such as SBB-RI reader interfaces. Designed for hardwire installations (not a plug-in device). Enclosure Dimensions: 14" x 9" x 3.5". Supplied with two 12 VDC 7AH batteries. UL 294 Listed.	<b>\$440.00</b>
<b>SBB-5APS</b>	<b>24 VDC 5A Power Supply/Charger</b> 24 VDC 5A supervised power supply/charger (85-264VAC Input). Power supply for the SBB Reader Controller or for 24 VDC peripheral devices such as SBB-RI reader interfaces and Schlage VIP locks. Designed for hardwire installations (not a plug-in device). Enclosure Dimensions: 14" x 14" x 4.75". Supplied with two 12 VDC 7AH batteries. UL 294 Listed.	<b>\$486.00</b>
<b>SBB-20APS</b>	<b>24 VDC 10A Power Supply/Charger</b> 24 VDC 10A or 12VDC 20A supervised power supply/charger 90-132VAC Input). Power supply for 24 VDC peripheral devices such as SBB-RI reader interfaces and Schlage VIP locks. Designed for hardwire installations (not a plug-in device). Enclosure Dimensions: 14" x 14" x 4.75". Supplied with two 12 VDC 7AH batteries.	<b>\$765.00</b>
<b>DCPM-1-SBB</b>	<b>Adjustable DC Output Voltage Module</b> A versatile linear module designed to work in conjunction with standard power supplies (i.e. SBB-5APS, SBB-20APS). This module supplies separate voltage outputs of 6-26 VDC 1A to peripheral access control devices such as a 12 VDC PIM-SBB wireless module. Modules can be paralleled together for higher output. Dimensions: 2.4" x 1.1" x 2".	<b>\$38.00</b>
<b>PDD-FT</b>	<b>DC Fire Transfer Relay Module</b> The PDD-FT transfers the input power from the normally ON output pair to normally Off output pair when triggered. Installs on a power supply input with an EOL at the fire alarm panel. The transferred power would be used to unlock doors, shut down air systems or return elevators to an exit floor. Dimensions: 2.23" x 3.75" x .8".	<b>\$51.00</b>
<b>SPDM-8</b>	<b>Power Distribution Module</b> Converts a single AC or DC input to 8 protected outputs. The inputs have 1500 Watt surge protection. Main power green/red LED indicates AC, DC or reversed DC input. The module mounts in the power supply enclosure. Dimensions: 3.87"H x 4.84"W x 1"D	<b>\$55.00</b>

## Reader Interface

<b>SBB-RI</b>	<b>bright blue Reader Interface</b> Includes: (1) NEMA 1 rated enclosure 7.5" x 8.25" x 3.5", (1) SBB Reader Interface Board - Connects to 1 credential reader and has (4) unsupervised contact inputs and (2) 1A output relays. Can be powered at the SBB or at separate locations.	<b>\$315.00</b>
<b>SBB-NRI</b>	<b>bright blue Network Reader Interface</b> Includes: (1) NEMA 1 rated enclosure 7.5" x 8.25" x 3.5" and (1) SBB-NRI Reader Interface Board. IP-based reader interface allows connection to (1) credential reader via Wiegand protocol, and then to SBB Controller Board via standard network Ethernet connection. (4) unsupervised contact inputs and (2) 1A output relays. Must be powered separately (recommend SBB-3APS).	<b>\$662.00</b>
<b>SBB-NRIUL</b>	<b>bright blue Network Reader Interface with UL approved Ethernet Data Suppressor</b> Includes: (1) NEMA 1 rated enclosure 7.5" x 8.25" x 3.5" and (1) SBB-NRI UL Reader Interface Board. IP-based reader interface allows connection to (1) credential reader via Wiegand protocol, and then to SBB Controller Board via standard network Ethernet connection. (4) unsupervised contact inputs and (2) 1A output relays. Must be powered separately (recommend SBB-3APS).	<b>\$777.00</b>
<b>PIM400-485-SBB</b>	<b>Panel Interface Module for AD-400 Series w/SBB</b>	<b>\$1,250.00</b>
<b>593P1-12DC</b>	<b>12 VDC Power Supply for PIM400-485-SBB</b> 120 VAC to 12 VDC, used to power PIM400-485-SBB	<b>\$93.00</b>
<b>SLOCK</b>	<b>Optional Enclosure Lock</b> For use with SBB-RI and SBB-NRI enclosures. Comes with (2) keys, tamper switch and cables.	<b>\$11.00</b>

Pricing/product description subject to change without notice



## Printers & Accessories

<b>SPEBBLE</b>	<b>Single Side Badge Printer</b> Single sided color printer. Features dye-sublimation at 300dpi thermal printing technique, 10mil to 40 mil cards, edge-to-edge printing. eMedia Lite Card Designer software included. Requires a USB port (cable supplied). Dimensions: 7.55" x 15.59" x 9.25". NOTE: Badge printer is a stand alone system	<b>\$3,455.00</b>
<b>SPEBRIBBON</b>	<b>Color Ribbon Cartridge</b> 5 panel color ribbon. Allows 250 prints per ribbon.	<b>\$126.00</b>
<b>SPEBRIBBON-B</b>	<b>Black Only Ribbon Cartridge</b> 2 panel black & clear ribbon. Allows 500 prints per ribbon.	<b>\$97.00</b>
<b>SPEBCLEAN</b>	<b>Ultra Cleaning Kit</b> Cleaning kit includes (5) moist cleaning cards, (5) cleaning alcohol pens and (40) moist towelettes.	<b>\$74.00</b>
<b>SVCAM-SBB</b>	<b>Still Shot Digital Camera</b> Still shot digital camera designed for capturing jpeg image portraits. All necessary cables, software and additional memory card included. Pictures must be downloaded from camera.	<b>\$471.00</b>

## Demo Kit

<b>SBBDEMOKT</b>	<b>bright blue Demonstration/Training Kit</b> Allows the capability of demonstrating the Schlage bright blue software and hardware. Kit includes: SBB Reader Controller, SBB-RI Reader Interface, SXF1050 Schlage Proximity Reader, (3) Proximity Credentials, Door Position Switch, Request-to-Exit Button, Push-button Override and a Plug-in Power Supply. The SBB is a fully functioning reader controller with connectors for additional reader interfaces, Schlage AD-300 and AD-400 electronic locks and SBB-PIM modules (additional devices not included). The hardware is housed in the bright blue metal enclosure and easily travels in a hard plastic case with telescoping handle and wheels. Requires Laptop (not included).	<b>\$2,447.00</b>
------------------	---	-------------------

## Schlage Dealer Training Courses & Maintenance Contract

NOTE: Prices are as posted. No discounts apply.

<b>SBBT</b>	<b>bright blue Dealer Training</b> 2-day dealer training course in Parsippany, NJ. Technician will be trained in hardware installation, system administration and troubleshooting. (No discounts apply)	<b>\$320.00 per person</b>
<b>MNT-BB-1</b>	<b>bright blue Maintenance Contract</b> 12 months of factory software support for a bright blue system. This option includes unlimited telephone and remote access Monday through Friday, 8am - 8pm EST. Customer is responsible for assigning up to two dedicated Schlage-trained contacts which will be authorized to receive support. Included in this package is a login and password to access no-charge software upgrades which can be downloaded from Schlage's FTP site. Note: See maintenance agreement for details. (No Discounts Apply)	<b>\$300.00</b>

## Video Integration

<b>SEVMS-SBB</b>	<b>4 Channel NVR, 500 GB</b> Will support up to (4) IP cameras; includes (1) 500GB SATA hard drive, Wall Mount Brackets and Video Management Client Software CD.	<b>\$3,256.00</b>
<b>SEVMS-ANX</b>	<b>4 Channel Analog Capture Card</b> Analog capture card for connecting up to (4) analog cameras.	<b>\$518.00</b>
<b>SEVMS-IPX</b>	<b>4 Camera Expansion License</b> Camera expansion license for an additional (4) IP cameras (system will then support 8 IP cameras total)	<b>\$766.00</b>
<b>SIPCAM100</b>	<b>High-resolution, Indoor Mini Dome IP Camera</b>	<b>\$612.00</b>

\*For models greater than 8 channels, please contact factory.



## SECURITY MANAGEMENT SYSTEM - TABLE OF CONTENTS

Software Levels	SMS-1
Express Level Software Packages	SMS-2
Select Level Software Packages	SMS-3
Software Package Upgrades	SMS-4
NISCA ID	SMS-5
Badge Accessories	SMS-6
Training Courses	SMS-7
Maintenance Agreements	SMS-8

## Software Levels

The Security Management System delivers a powerful, single source solution for integrating a facility's access-control technologies, digital video, and alarm monitoring systems. Four software levels are provided to meet your current security requirements and can expand to meet your growing business needs, while satisfying your budget constraints.

**Express:** Includes One client license. Supports Schlage CM and AD-200 & CO-200 offline locks.

**Select:** One or Five client packages are available. Supports Schlage CM, CL, AD-200, AD-250, CO-200 & CO-250 offline locks.

**Premier:** One, Five, or Ten client packages are available. Supports Schlage AD-Series Locks, CO-Series Locks, CM, CL, VIP and Wireless, and all on-line devices.

**Enterprise:** One, Five, Ten or Twenty-Five client packages are available. Single client expansions after 25 are available. Supports Schlage CM, CL, VIP, Wireless, AD-Series Locks, CO-Series Locks and all on-line devices.

## FEATURES & BENEFITS

	AD-200 & CO-200 Offline Lock Management	Reports	Audit Trail	AD-250 & CO-250 Offline Lock Management	Multiple Clients	Badging	System Security	History Archive	Automatic Overrides	5-Client Expansion (Optional)	Video Retrieval Tied To Audit Events	Portrait Monitoring	Transaction Monitoring	Alarm Monitoring	Manual Overrides	10 - Client Expansion (Optional)	CCTV/Universal Interface	Schlage Enterprise DVR (Optional)	Guest Pass (Optional)	Guest Pass (Single Seat - Standard)	Report Scheduling	Two-man Rule	Alarm Graphics	Redundant Recovery (Optional)	25 Client Expansion (Optional)	Single Client Expansion After 25 (Optional)
<b>EXPRESS</b>	■	■	■																							
<b>SELECT</b>	■	■	■	■	■	■	■	■	■	■	■															
<b>PREMIER</b>	■	■	■	■	■	■	■	■	■	■	■	■	■	■	■	■	■	■								
<b>ENTERPRISE</b>	■	■	■	■	■	■	■	■	■	■	■	■	■	■	■	■	■	■	■	■	■	■	■	■	■	■

**NOTE:** Products in this section of the price book are open for Authorized Distributors Only and for more information regarding distributor qualifications, please contact your local sales office.

## Express Level Software Packages

Refer to Software Levels Datasheet for features and details.

<b>SXPR-SFT-1</b>	<b>Express Offline Lock Software</b> Recommended for offline locks of fewer than 1000 users and/or 100 access points. Reporting of last 1000 events capability will retrieve audit trails. Must be installed on a computer that meets the minimum requirements (refer to software datasheet).	<b>\$ 334.00</b>
-------------------	--	------------------

## Express Level Accessories

<b>HHD KIT</b>	Handheld Device pre-loaded Used to initialize, manage and test AD-Series and CO-Series Devices. with SUS, USB Cable Backwards compatible with KC2, BE367, CM and CL when used with HH-Serial Cable. (sold separately)	<b>\$930.00</b>
<b>HH-USB</b>	Cable Additional or replacement cable used to connect HHD to AD-Series products, including PIM400 and PIB300	<b>\$45.00</b>
<b>HH-Serial</b>	Cable Cable used to connect HHD to CIP for programming legacy CM/CL/KC products	<b>\$98.00</b>
<b>P512112 CIP</b>	Computer interface module without i-button reader – used with HH-Serial Cable for programming legacy CM/CL/KC products.	<b>\$254.00</b>
<b>P101203</b>	<b>Express Computer Interface Module</b> Used to connect laptop/PC to access device	<b>\$ 270.00</b>
<b>P394548</b>	<b>Express Female to Female Serial Cable</b> Used to connect Computer Interface Module (P101203) to a laptop/PC.	<b>\$ 50.00</b>
<b>SDB9USBCBL</b>	<b>Express Male DB9 to USB 6" Cable Adaptor</b> The six inch cable adaptor allows a serial port device to be used with a USB port device. Refer to SUSBFMCBL six foot extension cable.	<b>\$ 80.00</b>
<b>CRP</b>	<b>Proximity Credential Reader</b> Used to read HID proximity data for enrollment into Schlage security management system software database.	<b>\$ 910.00</b>
<b>CRM</b>	<b>Magnetic Stripe Card Credential Reader</b> Used to read magnetic stripe card data for enrollment into Schlage security management system software database.	<b>\$ 727.00</b>

Pricing/product description subject to change without notice

## Select Level Software Packages

Refer to Software Levels Datasheet for features and details.

<b>SSEL-SFT-1</b>	<b>Select Offline Lock Single User Software</b> One (1) client license and MS SQL 2005 Express. Must be installed on a computer that meets the minimum requirements (refer to server specification datasheet).	<b>\$ 614.00</b>
<b>SSEL-SFT-5</b>	<b>Select Offline Lock 5 Client Software</b> Five (5) concurrent client license and MS SQL 2005 Express. Must be installed on a computer that meets the minimum requirements (refer to server specification datasheet).	<b>\$ 3,062.00</b>

## Select Level Software and Server Packages

Refer to Software Levels and Server Specification Datasheet for features and details.

<b>SSEL-SVR-1</b>	<b>Select Offline Lock Single User Software and Server</b> Includes: One (1) client license and MS SQL 2005 Express. One (1) Server - tower style server, MS Windows XP Pro Operating System, network card, DVD/CD-RW, 17" flat screen monitor, 104-key keyboard and mouse.	<b>\$ 6,623.00</b>
<b>SSEL-SVR-5</b>	<b>Select Offline Lock 5 Client Software and Server</b> Includes: Five (5) concurrent client license and MS SQL 2005 Express. One (1) Server - tower style server, Windows 2003 Standard Edition Server Operating System, network card and DVD/CD-RW. <b>Note:</b> Monitor, keyboard and mouse not included.	<b>\$ 9,595.00</b>
<b>SCWS</b>	<b>Client Workstation</b> Includes: 1 tower style workstation, 17" Flat Screen Monitor, 104-key Keyboard, Mouse. <b>Note:</b> this configuration is for additional workstations associated with all versions of Schlage client application software.	<b>\$ 6,227.00</b>

## Select Level Accessories

Refer to Software Levels and Server Specification Datasheet for features and details.

<b>CL-ENCODER-2</b>	<b>Select Magnetic Stripe Card Encoder</b> Required for Campus Locks from Schlage. ISO compatible High/Low coercivity with female/male serial cable.	<b>\$ 3,300.00</b>
<b>SENROLL</b>	<b>Enrollment Reader</b> The enrollment reader is used in conjunction with SMS Select, Premier and Enterprise software to facilitate enrollment of online and/or offline credentials into the system. This unit supports proximity, smart, iButton and magnetic stripe technologies. Serial or USB connection available. Compatible with Schlage or Wiegand readers and AD-Series Locks. Please refer to SMS Manual or RElease Notes for supported card formats. <b>NOTE: If using Multi-Technology cards (proximity and smart), please specify which technology you will be using with the SENROLL.</b>	<b>\$ 1,225.00</b>

## Software Package Upgrades

See Software Levels Datasheet for features and details

<b>SMSUP</b>	<b>Software Version Upgrade</b>	<b>\$ 112.00</b>
Software upgrade with the latest feature set. Upgrade applies to current software level only (i.e. SMS Select V5.2 to SMS Select V5.3). A no charge upgrade can be downloaded via the ftp site (contact factory for details). Only available to authorized dealers; will not be distributed directly to end users.		

## Software License Upgrades (concurrent users)

<b>SSEL1-5</b>	<b>Select Offline Lock Single User Software to Select Offline Lock 5 Client Software Upgrade</b>	<b>\$ 2,449.00</b>
Refer to Software Levels Datasheet for features and details. Must be installed on a computer that meets the minimum requirements (see server specifications datasheet).		

## Software Miscellaneous

<b>SCSTMRPT</b>	<b>Custom Report</b>	<b>Call Factory</b>
Report not currently available in the standard software offering. Please provide a sample of the report and a copy of the database to technical support. A quote will be provided after determining scope of services.		

**NISCA ID Card Printers**

<b>SPRC101</b>	<b>Single Side Badge Printer</b> - Designed for high volume printing. Features dye-sublimation at 300dpi thermal printing technique, full color edge to edge printing, single sided printing only. Requires a USB port (cable is supplied). Dimensions: 7"H x 9"W x 13"D	<b>\$ 3,560.00</b>
<b>SPR5310</b>	<b>Dual Side Smart Card Badge Printer</b> - No encoder. Printing features in-line of MiFare, HID Prox, HID iClass or combinations. Features dye-sublimation at 300dpi thermal printing technique, full color edge to edge printing, and dual side printing. Optional laminator SPR5302A available. Optional magnetic stripe encoder SPR5301ISOH. Requires a USB port (cable is supplied). Dimensions: 16.57"H x 10.66"W x 13.03"D	<b>\$ 6,974.00</b>
<b>SPR5310MP</b>	<b>Dual Side Smart Card Badge Printer w/Encoder</b> - Includes MiFare & HID Prox encoder. Printing features in-line R/W of MiFare, HID Prox, HID iClass or combinations. Features dye-sublimation at 300dpi thermal printing technique, full color edge to edge printing, and dual side printing. Optional laminator SPR5302A available. Optional magnetic stripe encoder SPR5301ISOH. Requires a USB port (cable is supplied). Dimensions: 16.57"H x 10.66"W x 13.03"D	<b>\$ 8,012.00</b>
<b>SPR5350</b>	<b>300dpi Dual Sided Printer – Edge to Edge – w/o Encoder (USB ONLY)</b> - Includes HID iClass encoder. Features dye-sublimation at 300dpi thermal printing techniques, full color edge to edge, double side printing. 16MB memory; Card standards: PVC, CR-80 & 79, 20 to 50 mil thickness. Optional: Magnetic Encoder (PR5361) and Laminator (PR5302) available.	<b>\$ 9,177.00</b>

**NISCA ID Card Printer Accessories**

<b>SPR5302A</b>	<b>In-line Laminator</b> Heat Roller (laminator) is designed to easily attach and operate with SPR5300/5310 model printers. High-speed lamination, 1mil hardcoat, chip, patch. Multiple SPR5302A's can be attached together and configured with the SPR5300/SPR5310 printers to apply different types of laminate materials to a card.	<b>\$ 3,894.00</b>
<b>SPR5361</b>	<b>Magnetic Stripe Encoder</b> ISO Standard magnetic stripe w/ dual high- and low-coercivity Encoder.	<b>\$ 2,336.00</b>
<b>SYMCKO-2</b>	<b>Ribbons</b> 5 panel color ribbon. Allows 250 prints per ribbon. Compatible with printers SPR5300 & SPR5310. Prints resin black instead of composite black.	<b>\$ 185.00</b>
<b>SYMCKOPRC</b>	<b>Ribbons</b> Color cartridge ribbon. Compatible with SPRC101 Printer.	<b>\$ 208.00</b>
<b>SYMCKOK-2</b>	<b>Ribbons</b> 6 panel color ribbon. Allows 210 prints per ribbon. Compatible with printers SPR5300 & SPR5310.	<b>\$ 217.00</b>
<b>SBKPRC</b>	<b>Ribbons</b> Black ribbon for SPRC101 printer.	<b>\$ 93.00</b>
<b>SNCLEAR250</b>	<b>Laminate Overlay</b> Clear 1 mil overlay. Allows 250 prints per ribbon.	<b>\$ 139.00</b>
<b>SCLEAN53</b>	<b>Cleaning Kit</b> Cleaning kit includes (40) cleaning cards, (1) cleaning brush and (1) cleaning pen. Supplies for 10,000 cards.	<b>\$ 124.00</b>
<b>SPR5500K569</b>	<b>Cleaning Input Rollers</b> Replacement cleaning input roller for printers SPR5300 & SPR5310. Replace every 20,000 prints.	<b>\$ 288.00</b>
<b>SPR5300HED</b>	<b>Print Head</b> Replacement Print Head for printers SPR5300 & SPR5310.	<b>\$ 1,869.00</b>

Pricing/product description subject to change without notice

**Badge Accessories**

<b>SVCCD-USB</b>	<b>CCD Camera Kit</b> Live View Video Camera designed for taking live video portraits using Schlage SMS Badging Software (sold separately). Kit includes a high intensity photo flash, zoom lens, and a tripod. Requires a USB port. Also available for use with guest pass.	<b>\$ 2,560.00</b>
<b>SVCAM</b>	<b>Still Shot Digital Camera</b> Still shot digital camera is designed for capturing jpeg image portraits. All necessary cables and software included. Pictures must be downloaded from camera.	<b>\$ 471.00</b>
<b>S751B</b>	<b>Electronic Signature Pad</b> Adds electronic signature capability to video imaging software. Includes: Signature Software and Signature Pad. USB or serial port. Also available for use with guest pass.	<b>\$ 935.00</b>

Pricing/product description subject to change without notice



## Schlage End User Training Courses - Note: Prices are as posted. No discounts apply.

<b>SEUSELCMAD</b>	<b>End-User AD-200/CM Select Training</b> 1-day end-user training course in Parsippany, NJ. End-user will be able to operate their SMS Select software for use with their AD-200/CM series Offline locks.	<b>\$ 160.00</b> per person
<b>SEUSELCLAD</b>	<b>End-User AD-250/CL Select Training</b> 1-day end-user training course in Parsippany, NJ. End-user will be able to operate their SMS Select software for use with their AD-250/CL series Offline locks.	<b>\$ 160.00</b> per person
<b>SEUONSITE</b>	<b>Custom Training Course - Onsite</b> Customized course held at end-user site. Course content and length is tailored to meet customer's specific requirements.	<b>\$ 1,260.00</b> per day plus expenses
<b>SEUCUSTOM</b>	<b>Custom Training Course - Parsippany</b> Customized course in Parsippany, NJ. Course content and length is tailored to meet customer's specific requirements.	<b>\$ 1,260.00</b> per day

## Schlage Dealer Training Courses - Note: Prices are as posted. No discounts apply.

<b>SDSELCAD</b>	<b>Select Dealer Training</b> 2-day dealer training course in Forestville, CT. Technician will be trained in programming and administration of the SMS Select software for use with AD-200 and AD-250 Series Locks. • Course not available to end-users	<b>\$ 320.00</b> per person
<b>SDEXPRESS</b>	<b>SMS Express Technical Training</b> 1-day training course in Forestville, CT. Technician will be trained how to operate and administrate the SMSExpress level software. <b>(No discounts apply)</b>	<b>\$ 160.00</b> per person
<b>SMS-RECERT</b>	<b>Security Management System Factory Recertification</b> Required to be completed by certified dealer (every 2 years) in order to maintain Dealer status. 1-day course may be taken at factory for a fee OR course may be taken online free of charge. Participant will be trained in all new system hardware, software, features and functions.	<b>\$ 160.00</b> per person

## Installation & Training - Note: Prices are as posted. No discounts apply.

<b>SMS-EXP-INST</b>	<b>SMS Express Installation &amp; Training</b> Includes software installation and training. To be provided by Ingersoll Rand Security & Safety Consultant remotely from factory. (No discounts apply)	<b>\$ 320.00</b>
<b>SMS-SEL-INST</b>	<b>SMS Select Installation &amp; Training</b> Includes software installation, Access Plan setup, lock configuration and training. (No discounts apply; Time and Expense charges apply).	<b>\$ 2,520.00</b>

**End-User Software Maintenance Agreements**

<p><b>MNT-SFT-1</b></p>	<p><b>Software Maintenance Agreement for Single User System</b>                  12 months of remote factory software support for a single-user Security Management System (SMS). This option includes unlimited telephone and remote access Monday through Friday, 8am – 8pm EST. Customer is responsible for assigning up to two dedicated Schlage-trained contacts which will be authorized to receive support. Included in this package is a login and password to access no charge software upgrades which can be downloaded from Schlage’s FTP site. Note: See maintenance agreement for details.</p>	<p><b>\$950.00</b></p>
<p><b>MNT-SFT-5</b></p>	<p><b>Software Maintenance Agreement for 5-User System</b>                  12 months of remote factory software support for a five-user SMS system. This option includes unlimited telephone and remote access Monday through Friday, 8am – 8pm EST. Customer is responsible for assigning up to two dedicated Schlage-trained contacts which will be authorized to receive support. Included in this package is a login and password to access no charge software upgrades which can be downloaded from Schlage’s FTP site. Note: See maintenance agreement for details.</p>	<p><b>\$2,600.00</b></p>
<p><b>MNT-SFT-C</b></p>	<p><b>Software Maintenance Agreement for Customized Systems</b>                  12 months of remote factory software support for customized or non-standard system configurations. This option includes unlimited telephone and remote access 24 hours a day, 7 days a week. Customer is responsible for assigning up to two dedicated Schlage-trained contacts which will be authorized to receive support. Included in this package is a login and password to access no charge software upgrades which can be downloaded from Schlage’s FTP site. Note: See maintenance agreement for details.</p>	<p><b>Contact Factory</b></p>

Pricing/product description subject to change without notice

**ELECTROMAGNETIC LOCKS TABLE OF CONTENTS**

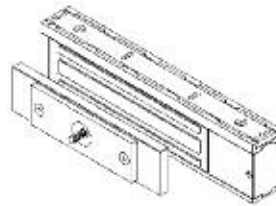
<b>M490 High Security</b>	<b>EM-2</b>
<b>M450 Max Security</b>	<b>EM-3</b>
<b>M420 Traffic Control Series</b>	<b>EM-4</b>
<b>M490DE Delayed Egress Series</b>	<b>EM-5</b>
<b>40 Full Featured Series</b>	<b>EM-6</b>
<b>70 Full Featured Series</b>	<b>EM-7</b>
<b>Filler Plates and Angle Brackets</b>	<b>EM-8</b>
<b>Electromagnetic Specialty Locks</b>	<b>EM-9</b>
M490G Gate Lock	EM-9
320M MiniLine Magnet Lock	EM-9
<b>GF3000 Shear Lock Mortise Series</b>	<b>EM-10</b>
<b>GF3000 Shear Lock Surface Series</b>	<b>EM-11</b>

Patent # 5,133,581

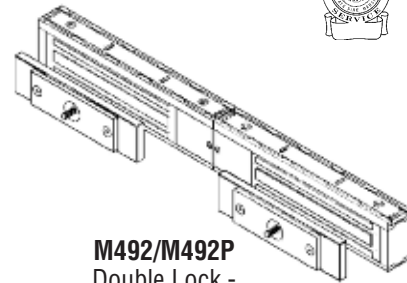


# M490 High Security Series

with Lifetime Warranty



**M490/M490P**  
Single Lock



**M492/M492P**  
Double Lock -  
Single Housing

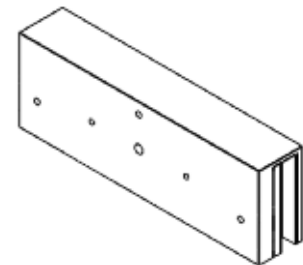
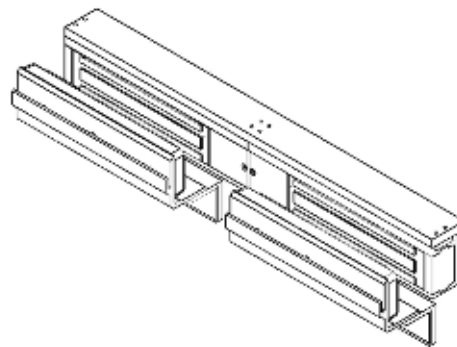
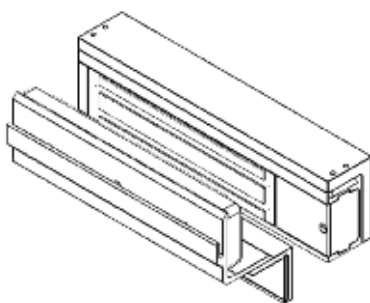
Electromagnetic Locks

## 1. Select Model

	M490	M492
<b>Electromagnetic Lock</b> Automatic Voltage Selection	<b>\$538.00</b>	<b>\$1,108.00</b>
<b>Electromagnetic Lock</b> Automatic Voltage Selection Door Status Monitor (DSM), Magnetic Bond Sensor (MBS) Relocking Time Delay	<b>\$697.00</b>	<b>\$1,426.00</b>

## 2. Select Options and Accessories

	M490/M490P		M492/M492P	
Anti-Tamper Switch (ATS); MBS indicator (LED) for M490P/M492P only	450/490-ATS/LED	<b>\$60.00</b>	450/490-ATS/LED-2	<b>\$120.00</b>
Herculite Door Bracket	HDB490	<b>\$271.00</b>	HDB490-2	<b>\$542.00</b>
Top Jamb (inswinging doors)	TJ490	<b>\$132.00</b>	TJ492	<b>\$263.00</b>



## 3. Select Filler Plates and Angle Brackets - Listed on page EM-8

Specifications	M490/M490P	M492/M492P
<b>Holding Force</b>	meets or exceeds BHMA standard of 1500 lbs	1500 lbs per door leaf
<b>Input Voltage</b> (Standard Unit)	12/24 VDC	12/24 VDC
<b>Current Draw</b> (Amps Standard Unit) Automatic Dual Voltage 12/24 VDC	.65A @ 12 VDC .35A @ 24 VDC	1.3A @ 12 VDC .7A @ 24 VDC
<b>Height</b>	3"	3"
<b>Length</b>	12-1/2"	25-1/16"
<b>Width</b>	1-3/4"	1-3/4"
<b>Weight</b> (Approximate)	14 lbs	28 lbs

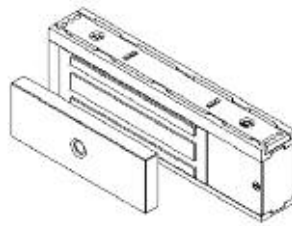
Pricing/product description subject to change without notice

Patent # 5,133,581

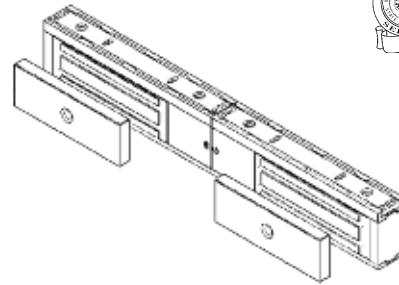


MEA

**M450 Max Security Series**  
with Lifetime Warranty



**M450/M450P**  
Single Lock



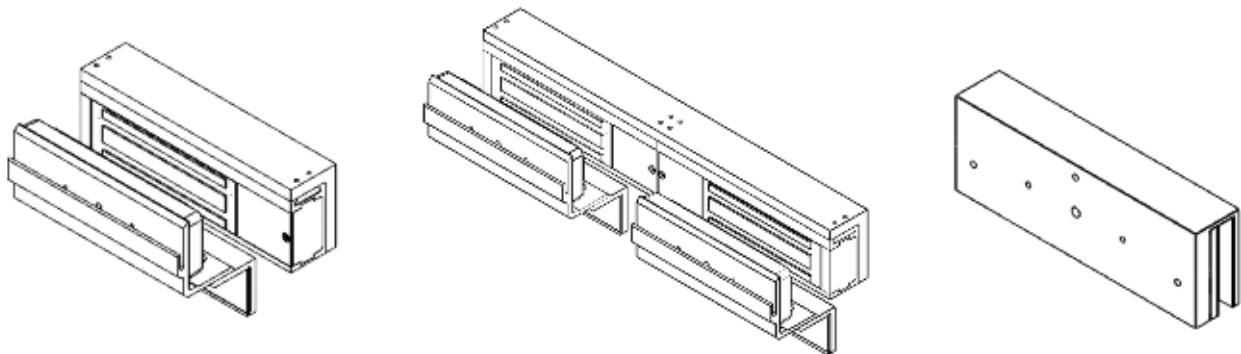
**M452/M452P**  
Double Lock  
with Single Housing

**1. Select Model**

	<b>M450</b>	<b>M452</b>
<b>Electromagnetic Lock</b> Automatic Voltage Selection	<b>\$491.00</b>	<b>\$1,010.00</b>
	<b>M450P</b>	<b>M452P</b>
<b>Electromagnetic Lock</b> Automatic Voltage Selection Door Status Monitor (DSM), Magnetic Bond Sensor (MBS) Relocking Time Delay (RTD)	<b>\$654.00</b>	<b>1,336.00</b>

**2. Select Options and Accessories**

	<b>M450/M450P</b>		<b>M452/M452P</b>	
Anti-Tamper Switch (ATS), MBS Indicator (LED) for M450P/M452P only	450/490-ATS/LED	<b>\$60.00</b>	450/490-ATS/LED-2	<b>\$120.00</b>
Herculite Door Bracket	HDB450	<b>\$271.00</b>	HDB450-2	<b>\$542.00</b>
Top Jamb (inswinging doors)	TJ450	<b>\$132.00</b>	TJ452	<b>\$263.00</b>



**3. Select Filler Plates and Angle Brackets** - Listed on page EM-8

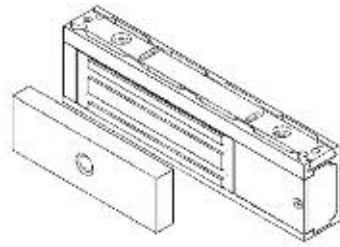
<b>Specifications</b>	<b>M450/M450P</b>	<b>M452/M452P</b>
<b>Holding Force</b>	meets or exceeds BHMA standard of 1000 lbs	1000 lbs per door leaf
<b>Input Voltage</b> (Standard Unit)	12/24 VDC	12/24 VDC
<b>Current Draw</b> (Amps Standard Unit) Automatic Dual Voltage 12/24 VDC	.75A @ 12 VDC .38A @ 24 VDC	1.5A @ 12 VDC .75A @ 24 VDC
<b>Height</b>	3"	3"
<b>Length</b>	10-1/4"	20-9/16"
<b>Width</b>	1-3/4"	1-3/4"
<b>Weight</b> (Approximate)	10 lbs	20 lbs

Pricing/product description subject to change without notice

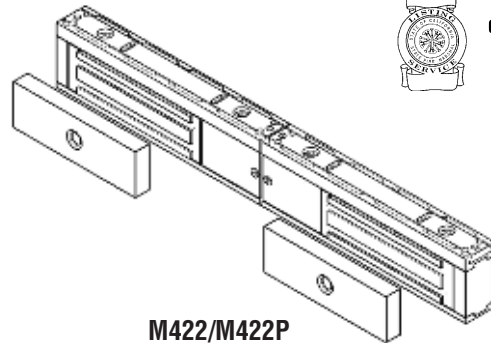
Patent # 5,133,581

# M420 Traffic Control Series

with Lifetime Warranty



**M420/M420P**  
Single Lock



**M422/M422P**  
Double Lock  
with Single Housing

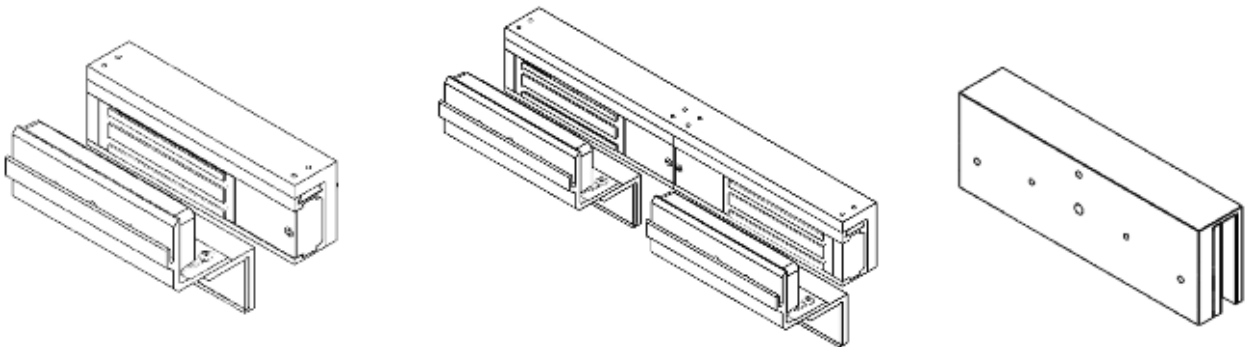
Electromagnetic Locks

## 1. Select Model

	M420	M422
<b>Electromagnetic Lock</b> Automatic Voltage Selection	<b>\$430.00</b>	<b>\$886.00</b>
<b>Electromagnetic Lock</b> Automatic Voltage Selection Door Status Monitor (DSM), Magnetic Bond Sensor (MBS) Relocking Time Delay (RTD)	<b>\$592.00</b>	<b>1,210.00</b>

## 2. Select Options and Accessories

	M420/M420P		M422/M422P	
Anti-Tamper Switch (ATS), MBS Indicator (LED) for M420P/M422P only	420-ATS/LED	<b>\$60.00</b>	420-ATS/LED-2	<b>\$120.00</b>
Herculite Door Bracket	HDB420	<b>\$271.00</b>	HDB420-2	<b>\$542.00</b>
Top Jamb (inswinging doors)	TJ420	<b>\$132.00</b>	TJ422	<b>\$263.00</b>



## 3. Select Filler Plates and Angle Brackets - Listed on page EM-8

Specifications	M420/M420P	M422/M422P
<b>Holding Force</b>	meets or exceeds BHMA standard of 500 lbs	500 lbs per door leaf
<b>Input Voltage</b> (Standard Unit)	12/24 VDC	12/24 VDC
<b>Current Draw</b> (Amps Standard Unit) Automatic Dual Voltage 12/24 VDC	.75A @ 12 VDC .38A @ 24 VDC	1.5A @ 12 VDC .76A @ 24 VDC
<b>Height</b>	2-1/2"	2-1/2"
<b>Length</b>	9"	18-1/16"
<b>Width</b>	1-3/8"	1-3/8"
<b>Weight</b> (Approximate)	6 lbs	12 lbs

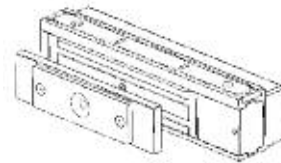
Pricing/product description subject to change without notice

**M490DE Delayed Egress Series**  
with Lifetime Warranty

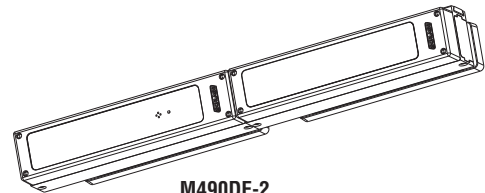


**Standard Features**

- Delayed egress with plunger switch and external switch input
- Designed to meet NFPA 101 Life Safety Code
- Automatic voltage selection
- Authorized release input
- On-board audible alarm
- On-board bi-color LED
- Fire alarm terminals



**M490DE**  
SINGLE LOCK



**M490DE-2**  
DOUBLE LOCK  
SEPARATE HOUSING

**1. Select Model**

	<b>M490DE</b>	<b>M490DE-2</b>
<b>Electromagnetic Delayed Egress Lock</b> Automatic Voltage Selection	<b>\$1,195.00</b>	<b>\$2,302.00</b>
<b>Electromagnetic Lock</b> Automatic Voltage Selection Door Status Monitor (DSM), Magnetic Bond Sensor (MBS) Relocking Time Delay (RTD)	<b>\$1,774.00</b>	<b>\$3,394.00</b>

**2. Select Options and Accessories**

	<b>M490DE/M490DEP</b>		<b>M490DE-2/490/DEP-2</b>	
Herculite (Glass) Door Bracket	HDB490	<b>\$271.00</b>	HDB490-2	<b>\$542.00</b>

**3. Select Filler Plates and Angle Brackets** - Listed on page EM-8

<b>Specifications</b>	<b>M490DE/M490DEP</b>	<b>M490DE-2/M490DEP-2</b>
<b>Holding Force</b>	meets or exceeds BHMA standard of 1500 lbs	1500 lbs per door leaf
<b>Input Voltage</b> (Standard Unit)	12/24 VDC	12/24 VDC
<b>Current Draw</b> (Amps Standard Unit) Automatic Dual Voltage 12/24 VDC	.75A @ 12 VDC .45A @ 24 VDC	1.25A @ 12 VDC 0.76A @ 24 VDC
<b>Height</b>	3"	3"
<b>Length</b>	12-1/2"	25-1/16"
<b>Width</b>	3-1/16"	3-1/16"
<b>Weight</b> (Approximate)	16 lbs	32 lbs

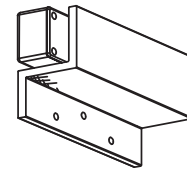
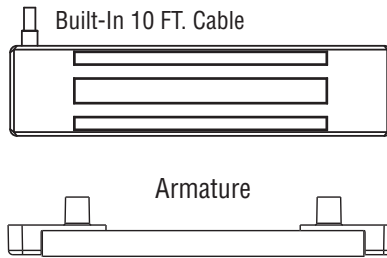
Pricing/product description subject to change without notice



# 40 Full Featured Series with Lifetime Warranty

## Standard Features:

- Automatic voltage selection
- Magnetic bond sensor
- Door status monitor
- Stainless steel canister



40 TJ Bracket

### 1. Select Model

#### Electromagnetic Lock

Automatic Voltage Selection, Magnetic Bond Sensor, Door Status Monitor, Stainless Steel Canister

**40**  
**\$336.00**

**40TJ**  
**\$418.00**

Includes Top Jamb Bracket

### 2. Select Accessories

	40	40TJ
Herculite Door Kits (630, 335 finish only)	HDB-40	<b>\$57.00</b>
Universal Header Bracket (630, 335 finish only)	UHB	<b>\$45.00</b>
Header Extension Bracket (630, 335 finish only)	HEB	<b>\$57.00</b>
Concrete/Wood Brackets (630, 335 finish only)	CWB-40	<b>\$47.00</b>
Aluminum Spacer Brackets (630, 335 finish only)	ASB-40	<b>\$34.00</b>

N/A

### 3. Select Dress Cover and Finish

	40	40TJ
Satin Black	DC40-335 <b>\$72.00</b>	DC40TJ-335 <b>\$93.00</b>
Bright Brass	DC40-605 <b>\$72.00</b>	DC40TJ-605 <b>\$93.00</b>

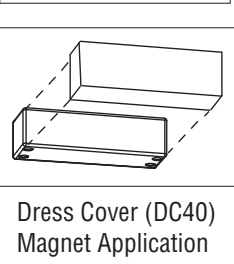
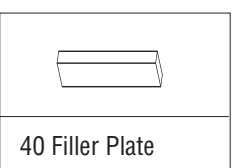
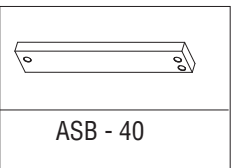
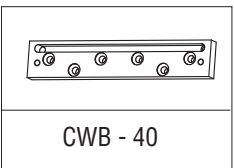
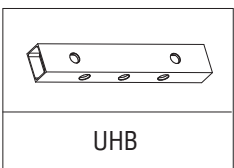
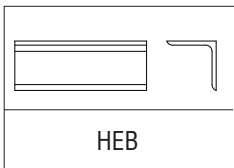
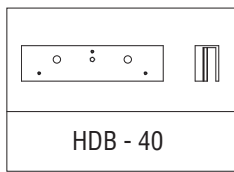
### 4. Select Filler Plates

40 Filler Plates	Length 8"	
<b>4070-1F</b>	1-1/4" x 1/8"	<b>\$21.00</b>
<b>4070-2F</b>	1-1/4" x 1/4"	<b>\$21.00</b>
<b>4070-3F</b>	1-1/4" x 3/8"	<b>\$21.00</b>
<b>4070-4F</b>	1-1/4" x 1/2"	<b>\$21.00</b>
<b>4070-5F</b>	1-1/4" x 5/8"	<b>\$21.00</b>

NOTE: Filler plates available in 630 or 335 finish

### Specifications

	40	40TJ
<b>Holding Force</b>	meets or exceeds BHMA standard of 500 lbs.	meets or exceeds BHMA standard of 500 lbs.
<b>Input Voltage</b> (Standard Unit)	12/24 VDC	12/24 VDC
<b>Current Draw</b> (Amps Standard Unit)	.32A @ 12 VDC	.32A @ 12 VDC
Automatic Voltage Selection	.15A @ 24 VDC	.15A @ 24 VDC
<b>Height</b>	1-7/8"	1-7/8"
<b>Length</b>	8"	8"
<b>Width</b>	1-5/8"	1-5/8"
<b>Weight</b> (Approximate)	4 lbs	4 lbs



Pricing/product description subject to change without notice



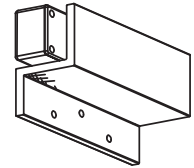
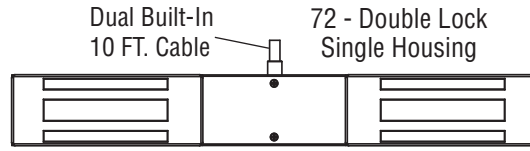
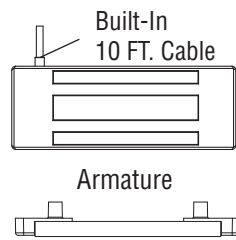


# 70 Full Featured Series

with Lifetime Warranty

## Standard Features:

- Automatic voltage selection
- Magnetic bond sensor
- Door status monitor
- Stainless steel canister



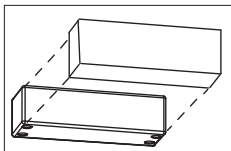
70 TJ Bracket

## 1. Select Model

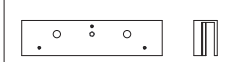
Electromagnetic Lock	70	70TJ	72 - Double
Automatic Voltage Selection, Magnetic Bond Sensor, Door Status Monitor, Stainless Steel Canister	\$426.00	\$508.00	\$898.00

## 2. Select Accessories

	70	70TJ	72
Herculite Door Kits (630, 335 finish only)	HDB-70	\$57.00	N/A
Universal Header Bracket (630, 335 finish only)	UHB	\$45.00	
Header Extension Bracket (630, 335 finish only)	HEB	\$57.00	
Concrete/Wood Bracket (630, 335 finish only)	CWB-70	\$51.00	
Aluminum Spacer Brackets (630, 335 finish only)	ASB-70	\$34.00	
Offset Armature Option (630, 335 finish only)	OSA	\$34.00	



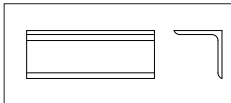
Dress Cover (DC70)  
Magnet Application



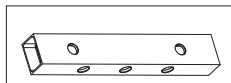
HDB - 70

## 3. Select Dress Cover and Finish

	70	70TJ	72
Satin Black	DC70-335 \$72.00	DC70TJ-335 \$93.00	DC72-335 \$186.00
Bright Brass	DC70-605 \$72.00	DC70TJ-605 \$93.00	DC72-605 \$186.00



HEB




UHB - 70


## 4. Select Filler Plates - 40 and 70 Series

70 Filler Plates	Length 8"	72 Filler Plates	Length 22"
4070-1F	1-1/4" x 1/8" \$21.00	72-1F	1-1/4" x 1/8" \$42.00
4070-2F	1-1/4" x 1/4" \$21.00	72-2F	1-1/4" x 1/4" \$42.00
4070-3F	1-1/4" x 3/8" \$21.00	72-3F	1-1/4" x 3/8" \$42.00
4070-4F	1-1/4" x 1/2" \$21.00	72-4F	1-1/4" x 1/2" \$42.00
4070-5F	1-1/4" x 5/8" \$21.00	72-5F	1-1/4" x 5/8" \$42.00

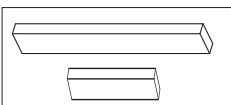
NOTE: Filler plates available in 630 or 635 finish



CWB - 70



ASB - 70



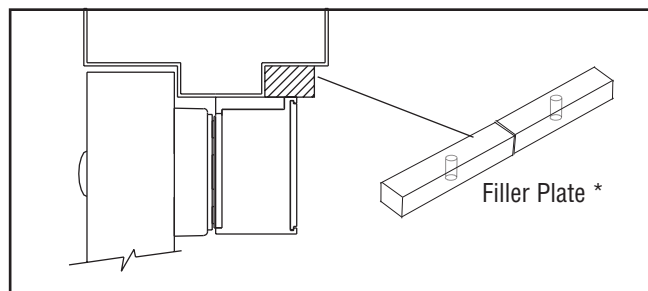
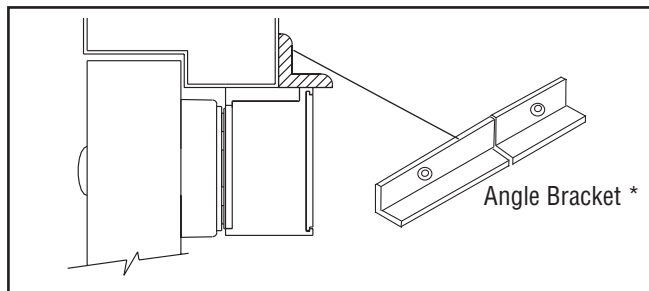
70/72 Filler Plate

## Specifications

	70	70TJ	72
<b>Holding Force</b>	meets or exceeds BHMA standard of 1000 lbs	meets or exceeds BHMA standard of 1000 lbs	1000 lbs per door leaf
<b>Input Voltage</b> (Standard Unit)	12/24 VDC	12/24 VDC	12/24 VDC
<b>Current Draw</b> (Amps Standard Unit)	.25A @ 12 VDC	.25A @ 12 VDC	.50A @ 12 VDC
Automatic Voltage Selection	.12A @ 24 VDC	.12A @ 24 VDC	.25A @ 24 VDC
<b>Height</b>	3"	3"	3"
<b>Length</b>	8"	8"	22"
<b>Width</b>	1-7/8"	1-7/8"	1-7/8"
<b>Weight</b> (Approximate)	8 lbs	12 lbs	18 lbs

Pricing/product description subject to change without notice

# Filler Plates & Angle Brackets



Angle Brackets		M420		M450	
Length		9"		10-1/4"	
Width x Height	Bracket No.	Price Ea.	Bracket No.	Price Ea.	
1" x 1"	4201A	\$65.00	4501A	\$65.00	
1-1/2" x 1"	4202A	\$69.00	4502A	\$69.00	
1-1/2" x 1-1/2"	4203A	\$73.00	4503A	\$73.00	
1-1/2" x 2"	4204A	\$96.00	4504A	\$96.00	
1-1/2" x 2-1/2"	4205A	\$115.00	4505A	\$115.00	

Note: Overall lengths are cut to the appropriate magnet size.

Angle Brackets		M490/ M490DEL		M490G Corrosion Resistant	
Length		12-1/2"		11"	
Width x Height	Bracket No.	Price Ea.	Bracket No.	Price Ea.	
1" x 1"	4901A	\$65.00	49G1A	\$65.00	
1-1/2" x 1"	4902A	\$69.00	49G2A	\$69.00	
1-1/2" x 1-1/2"	4903A	\$73.00	49G3A	\$73.00	
1-1/2" x 2"	4904A	\$96.00	49G4A	\$96.00	
1-1/2" x 2-1/2"	4905A	\$115.00	49G5A	\$115.00	

Note: Overall lengths are cut to the appropriate magnet size.

\* Note: When ordering 422, 452 or 492 two Angle Brackets or Filler Plates are required.

Filler Plates		M420		M450	
Length		9"		10-1/4"	
Width x Height	Plate No.	Price Ea.	Plate No.	Price Ea.	
1-1/4" x 1/8"	4201F	\$55.00	4501F	\$55.00	
1-1/4" x 1/4"	4202F	\$55.00	4502F	\$55.00	
1-1/4" x 3/8"	4203F	\$61.00	4503F	\$61.00	
1-1/4" x 1/2"	4204F	\$61.00	4504F	\$61.00	
1-1/4" x 5/8"	4205F	\$61.00	4505F	\$61.00	
3/4" x 1/2"	4206F	\$61.00	4506F	\$61.00	
3/4" x 5/8"	4207F	\$69.00	4507F	\$69.00	
3/4" x 3/4"	4208F	\$69.00	4508F	\$69.00	

Filler Plates		M490/ M490DEL		M490G Corrosion Resistant	
Length		12-1/2"		11"	
Width x Height	Plate No.	Price Ea.	Plate No.	Price Ea.	
1-1/4" x 1/8"	4901F	\$55.00	49G1F	\$55.00	
1-1/4" x 1/4"	4902F	\$55.00	49G2F	\$55.00	
1-1/4" x 3/8"	4903F	\$61.00	49G3F	\$61.00	
1-1/4" x 1/2"	4904F	\$61.00	49G4F	\$61.00	
1-1/4" x 5/8"	4905F	\$61.00	49G5F	\$61.00	
3/4" x 1/2"	4906F	\$65.00	49G6F	\$65.00	
3/4" x 5/8"	4907F	\$69.00	49G7F	\$69.00	
3/4" x 3/4"	4908F	\$69.00	49G8F	\$69.00	

Pricing/product description subject to change without notice

## M490G Gate Lock with Lifetime Warranty

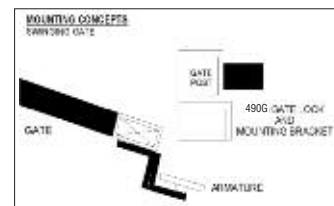
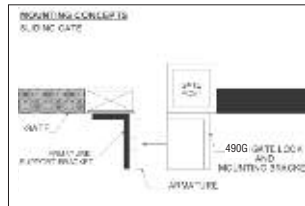
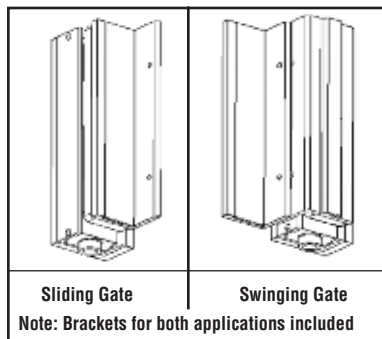
### Standard Features

- Includes - universal mounting brackets - for swinging or sliding gate
- Special corrosion resistant finish
- 1/2" EMT compression fitting
- Built in voltage spike suppression
- Door status monitor
- Magnetic Bond Sensor

### Specifications

#### M490G

<b>Holding Force</b>	1500 lbs
<b>Input Voltage</b> (Standard Unit)	12/24 VDC
<b>Current Draw</b> (Amps Standard Unit)	.65A @ 12 VDC
Dual Voltage Field Selectable	.35A @ 24 VDC
<b>Height</b>	3"
<b>Length</b>	11"
<b>Width</b>	1-3/4"
<b>Weight</b> (Approximate)	14 lbs



### 1. Select Model

M490G	Gate Lock	<b>\$776.00</b>
-------	-----------	-----------------

## 320M MiniLine Magnet Lock

with Lifetime Warranty

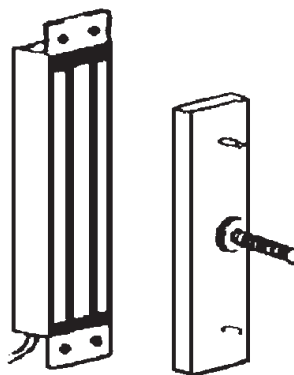
### Standard Features

- Mortise mount for sliding doors
- Includes mounting tabs and armature mounting block
- Door status monitor
- Magnetic Bond Sensor
- Adjustable relocking delay

### Specifications

#### 320M

<b>Holding Force</b>	Meets or Exceeds BHMA Standard of 500lbs
<b>Input Voltage</b> (Standard Unit)	12/24 VDC
<b>Current Draw</b> (Standard Unit)	.23A @ 12 VDC
Dual Voltage Field Selectable	.45A @ 24 VDC
<b>Height</b>	1-3/8"
<b>Length</b>	7"
<b>Width</b>	1-7/8"
<b>Weight</b> (Approximate)	6 lbs



**Note For Wood Frames:** Due to higher ambient operating temperatures, it is **REQUIRED** that the 12 VDC configuration be used.

### 1. Select Model

320M	Mini Line	<b>\$669.00</b>
------	-----------	-----------------

# GF3000 Shear Lock Mortise Series

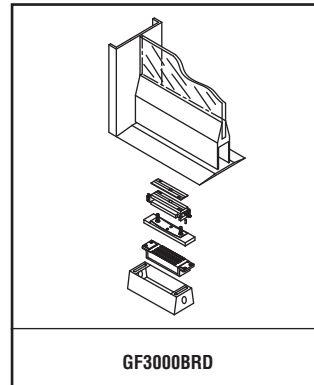
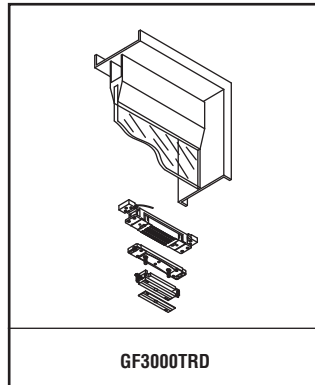
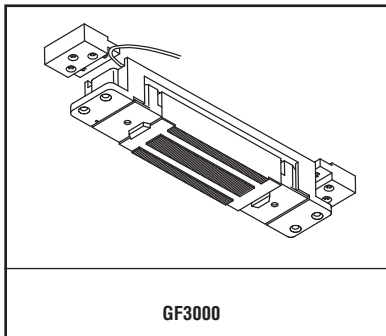
with Lifetime Warranty

Patent # 6,611,414



## Standard Features

- Microprocessor controlled
- Built-in auto relocking switch (ARS)
- Jump 1/4" gap - no in-rush current (noticeable noise level when connecting)
- Automatic voltage selection 12 VDC or 24 VDC
- Cool temperature regulator
- Adjustable time delay: 1-30 sec. from face of magnet



### 1. Select Model

<b>GF3000</b>	<b>Standard Unit</b> Adjustable from top edge of door	<b>\$1,109.00</b>
<b>GF3000TRD</b>	<b>Top Rail Door</b> Mounting assembly which provides armature adjustment from latch edge of door Recommended with zero clearance condition between top of door and ceiling	<b>\$1,433.00</b>
<b>GF3000BRD</b>	<b>Bottom Rail Door</b> Mounting assembly to mortise armature into bottom rail of door Magnet is installed in floor/threshold Provides solution when no top rail is available	<b>\$1,518.00</b>

### 2. Select Options

<b>DSM/MBS</b>	Door Status Monitor/Magnetic Bond Sensor	<b>\$212.00</b>
----------------	--	-----------------

### Specifications

<b>Holding Force</b>	3000 lbs
<b>Current Draw</b>	0.90A @ 12 VDC 0.45A @ 24 VDC
<b>Lock Size</b>	9-1/2" L x 1-1/2" W x 1-1/2" H
<b>Weight (Approximate)</b>	7 lbs
<b>w/ Mounting Tabs</b>	11-9/16" L x 1-1/2" W x 1-1/2" H
<b>Armature</b>	8-3/8" L x 1-3/8" W x 1/2" D
<b>Armature Bracket</b>	10-5/8" L x 1-3/8" W x 1" D

NOTE: Filtered, regulated power supply recommended. See PS900 Series Power Supplies.

Pricing/product description subject to change without notice

**GF3000 Shear Lock Surface Series**

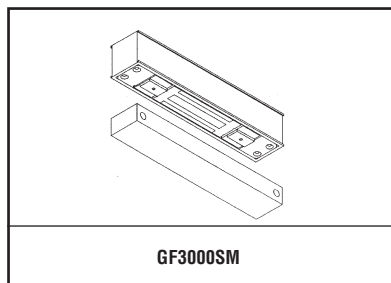
Patent # 6,611,414

with Lifetime Warranty



**Standard Features**

- Microprocessor controlled
- Built in auto relocking switch (ARS)
- Jump 1/4" gap - no in-rush current (noticeable noise when connecting)
- Automatic voltage selection 12 VDC or 24 VDC
- Cool temperature regulator
- Adjustable time delay, 0-30 sec. from face of magnet
- Satin black, anodized housing (not available in special finishes)



**1. Select Model**

<b>GF3000SM</b>	<b>Standard Unit (outswinging doors)</b> Adjustable from top edge of armature. <b>Finish plates available in 628 Satin Aluminum, Clear Anodized Finish</b>	<b>\$1,298.00</b>
<b>GF3000TJ</b>	<b>Top Jamb Unit (inswinging doors)</b> Magnet mounts on inside top jamb. Adjustable from top edge of armature <b>Finish plates available in 628 Satin Aluminum, Clear Anodized Finish</b>	<b>\$1,298.00</b>

**2. Select Options**

<b>DSM/MBS</b>	Door Status Monitor/Magnetic Bond Sensor	<b>\$212.00</b>
----------------	--	-----------------

**Note:** Housing available in satin black, anodized (335) finish only

**Specifications**

<b>Holding Force</b>	3000 lbs
<b>Current Draw</b>	0.90A @ 12 VDC 0.45A @ 24 VDC
<b>Lock Housing</b>	9-13/16" L x 1-1/4" H x 1-1/2" D
<b>Armature Housing</b>	8-3/8" L x 1-3/8" W x 1/2" D
<b>Weight (Approximate)</b>	9 lbs (SM, TJ suffix)

NOTE: Filtered, regulated power supply recommended  
See 500 Series Power Supplies

Electromagnetic Locks

Pricing/product description subject to change without notice

**SYSTEM COMPONENTS TABLE OF CONTENTS**
**Consoles and Monitoring Stations**

 8200 Series  
 800 Series

**SC-2**  
 SC-2  
 SC-2

**Electronic Access Releasing Devices**

 672 TouchBar  
 692 SmartBar  
 600 Series Heavy Duty Pushbuttons  
 700 Series Entry Level Pushbutton  
 650 Series Heavy Duty Keyswitches

**SC-3**  
 SC-3  
 SC-4  
 SC-5  
 SC-6  
 SC-7

**Specialty Equipment**

 Door Position Switches  
 Door Cords

**SC-8**  
 SC-8  
 SC-8

**Accessories**

 Electric Horns  
 Scanners/PIRs  
 740 Series Emergency Break Glass  
 660 Series Surface Mini Box

**SC-9**  
 SC-9  
 SC-9  
 SC-9  
 SC-9

**Electromechanical Locks**

 442S Series Cabinet Lock  
 PB405/PB405S PowerBolts

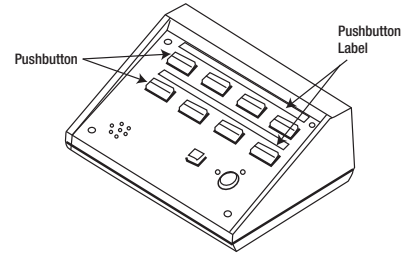
**SC-10**  
 SC-10  
 SC-11

## 8200 Series Consoles



### Features

- Slope front design, with anodized face plate and durable housing
- Each station provides maintained or momentary SPDT pushbutton switch
- Red and green indicator lamps
- Security keyswitch
- Signaling Horn
- Alarm reset button
- 24 VDC operation



4 or 8 zone console

### 1. Select Model

1. Select model - last digit indicates # of zones and select pushbutton function by zone
2. Specify M (momentary) or A (alternate action, maintained) for each zone

	ZONE	1	2	3	4	5	6	7	8	
8204		---	---	---	---					\$1,024.00
8208		---	---	---	---	---	---	---	---	\$1,801.00

### 2. Select Console Accessories

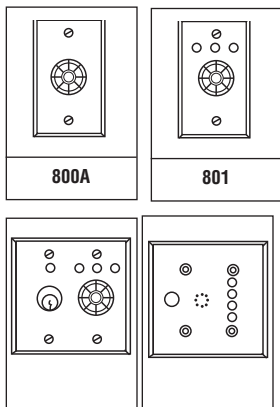
8200MS	Momentary Switch Assembly	\$112.00
8200AS	Alternate Action (maintained) Switch Assembly	\$112.00

Field installable pushbuttons to upgrade from 2-4 zones or 5-8 zones

System Components

## 800 Series Remote & Local Monitoring Stations

### Select Model



800A	Remote monitoring - audible sound, 80 dB @ 2ft	\$111.00
800L1	Local monitoring - one LED indicator - red, green or amber	\$56.00
800L2	Two LED indicators - red, green or amber	\$77.00
801	Local or Remote Monitoring Station (requires MBS option on locking device)	\$207.00
801KS	Local or Remote Monitoring Station with Keyswitch (less cylinder) for Legal Release & Reset feature (requires MBS on locking device) SPDT momentary x SPDT maintained contact arrangement	\$546.00

Pricing/product description subject to change without notice





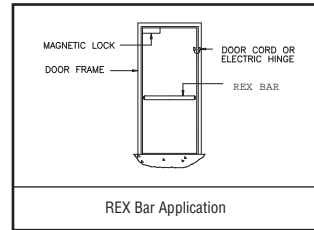
# 672 TouchBar

## DESCRIPTION OF OPERATION:

The 672 TouchBar is a request-to-exit device used to release electromagnetic locks. Designed for easy installation, smooth operation and maximum durability, the 672 TouchBar offers unmatched features and customer benefits.

## Standard Features

- Pushpad with "PUSH TO EXIT" signage
- 1/4" Movement to activate switch
- Heavy-duty aluminum extrusion and powder coated zinc end caps
- Double pole, double throw switch
- Universal mounting system for aluminum, hollow metal and wood doors (Includes self-drilling, self-tapping screws for aluminum or wood door application: RIV nuts for hollow metal door applications)
- Field reversible



### 1. Select Model

<b>672</b>	For aluminum, hollow metal and wood doors	<b>\$265.00</b>
------------	---	-----------------

### 2. Select Door Size

<b>36", 42" or 48"</b>	Standard door width	<b>STANDARD</b>
------------------------	---------------------	-----------------

### 3. Select Finish

<b>628</b>	Clear Anodized Aluminum	<b>STANDARD</b>
<b>313</b>	Dark Satin Bronze Anodized Aluminum	<b>\$25.00</b>

### 4. Select Pushpad

<b>RD</b>	Black pushpad with RED letters "PUSH TO EXIT"	<b>STANDARD</b>
<b>GID</b>	Black pushpad with Glow-In-The-Dark letters "PUSH TO EXIT"	<b>NO CHARGE</b>

### 5. Select Handing

<b>RHR</b>	Right Hand Reverse	<b>STANDARD</b>
<b>LHR</b>	Left Hand Reverse	<b>NO CHARGE</b>

### 6. Select Option/Accessory

<b>AR</b>	798-18, 18" x 1/2" Armored Door Cord (less wires) in/out swinging	<b>\$47.00</b>
<b>WD</b>	Sexnut door kit for heavy-duty wood door and hollow metal door applications (includes 4 sex bolts & screws)	<b>\$62.00</b>
<b>SHK</b>	Aluminum Door Mounting Shim Kit (Includes brackets/shims & screws)	<b>\$62.00</b>

## Specifications

### Mechanical

- Available in standard lengths to fit 36", 42" and 48" doors
- Can also be field cut at the installation site for custom lengths

### Electrical

- Switch: DPDT contacts rated 4A @ 30 VDC
- Wiring: 6 Conductor Cable - 20 AWG (standard)

Pricing/product description subject to change without notice

Patent Issued

# 692 SmartBar



## Standard Features

- Push pad with "PUSH TO EXIT" signage
- Touch any point on the pushpad to release locking device
- Audible alarm
- Heavy duty aluminum extrusion and powder coated zinc end caps
- Directionally opposed infrared detection circuits
- DPDT relay
- Universal mounting system for aluminum, hollow metal and wood doors (Includes self-drilling, self-tapping screws for aluminum or wood door application: RIV nuts for hollow metal door applications)
- 798-18, 18" x 1/2" Armored door cord (798-18) shipped standard



### 1. Select Model

692	For aluminum, hollow metal and wood doors	\$480.00
-----	---	----------

### 2. Select Door Size

36", 42" or 48"	Standard door width	STANDARD
-----------------	---------------------	----------

### 3. Select Finish

628	Clear Anodized Aluminum	STANDARD
313	Dark Satin Bronze Anodized Aluminum	\$25.00

### 4. Select Pushpad

RD	Black pushpad with RED letters "PUSH TO EXIT"	STANDARD
GID	Black pushpad with Glow-In-The-Dark letters "PUSH TO EXIT"	NO CHARGE

### 5. Select Handing

RHR	Right hand reverse	STANDARD
LHR	Left hand reverse	NO CHARGE

### 6. Select Option/Accessory

WD	Sexnut door kit (for heavy-duty wood door and hollow metal door applications)	\$62.00
SHK	Aluminum Door Mounting Shim Kit (Includes brackets/shims & screws)	\$62.00

## Specifications

#### Mechanical

- Available in standard lengths to fit 36", 42" and 48" doors
- Can also be field cut at the installation site

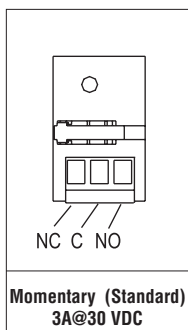
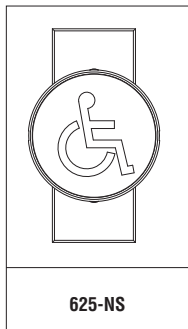
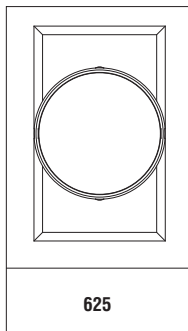


#### Electrical

Input Voltage: 12 or 24 VDC. Maximum current draw .50A  
 Contact Rating: 4A @ 30 VDC  
 Wiring: 8 Conductor Cable - 20 AWG - 6 ft long

Pricing/product description subject to change without notice

**600 Series Heavy Duty Pushbuttons**

**1. Select Model**



Product No.	Cover Plate	Cone	Button	
621AL	Stainless Steel	Plastic	1-1/4" Aluminum	\$156.00
621AL EX	2-3/4" x 4-1/2"	Translucent	1-1/4" Alum. "Push to Exit" engraved	\$156.00
621AL RD EX			1-1/4" Alum. (red coated), "Push to Exit" engraved	\$156.00
621BLH			1-1/4" Blue Handicapped symbol	\$124.00
621BK			1-1/4" Black	\$124.00
621GR			1-1/4" Green	\$124.00
621GR EX			1-1/4" Green "Push to Exit"	\$124.00
621RD			1-1/4" Red	\$124.00
621RD EX			1-1/4" Red "Push to Exit"	\$124.00
621GID			1-1/4" Glow-in-the-Dark	\$124.00
621GID EX			1-1/4" Glow-in-the-Dark "Push to Exit"	\$124.00
621GID H			1-1/4" Glow-in-the-Dark Handicapped symbol	\$124.00
623BLH	Stainless Steel	Plastic	1-5/8" Blue Handicapped symbol	\$124.00
623BK	2-3/4" x 4-1/2"	Translucent	1-5/8" Black	\$124.00
623GR			1-5/8" Green	\$124.00
623GR EX			1-5/8" Green "Push to Exit"	\$124.00
623RD			1-5/8" Red	\$124.00
623RD EX			1-5/8" Red "Push to Exit"	\$124.00
623GID			1-5/8" Glow-in-the-Dark	\$124.00
623GID EX			1-5/8" Glow-in-the-Dark "Push to Exit"	\$124.00
623GID H			1-5/8" Glow-in-the-Dark Handicapped symbol	\$124.00
625BLH	Stainless Steel	Plastic	2-3/4" Blue Handicapped symbol	\$124.00
625BK	2-3/4" x 4-1/2"	Translucent	2-3/4" Black	\$124.00
625GR			2-3/4" Green	\$124.00
625GR EX			2-3/4" Green "Push to Exit"	\$124.00
625RD			2-3/4" Red	\$124.00
625RD EX			2-3/4" Red "Push to Exit"	\$124.00
625GID			2-3/4" Glow-in-the-Dark	\$124.00
625GID EX			2-3/4" Glow-in-the-Dark "Push to Exit"	\$124.00
625GID H			2-3/4" Glow-in-the-Dark Handicapped symbol	\$124.00
631AL *	Cast Zinc	Zinc	1-1/4" Aluminum	\$228.00
631AL EX *	2-3/4" x 4-1/2"		1-1/4" Aluminum "Push to Exit" engraved	\$228.00
631AL RD EX *	Extreme Duty		1-1/4" Aluminum (red coated), "Push to Exit" Engraved silver	\$228.00

\* not available in special finishes

**2. Select Options**

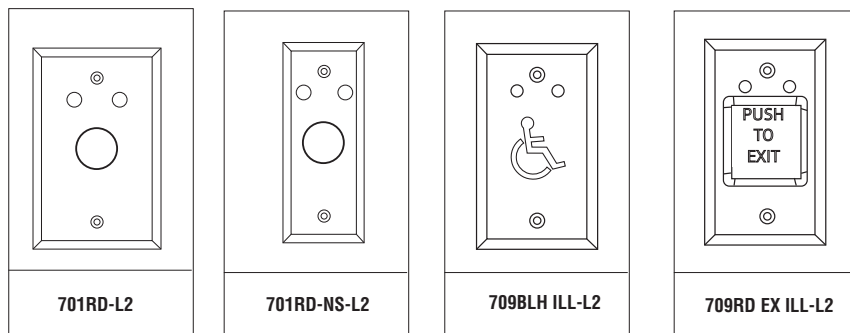
DA	Delayed Action (3A @ 30 VDC, form Z contacts)	\$332.00
NS	Narrow Stile - Stainless Steel Plate (1-3/4" x 4-1/2")	NO CHARGE
AA	Alternate Action/Maintained (3A @ 30VDC)	NO CHARGE
L2/ILL *	LEDs for glow thru cone for 621 and 623 models (12-24 VDC .025A @ 28VDC)	\$50.00
DP	DPDT - Double pole, double throw (not available with DA option)	\$25.00

**3. Select Finish - Heavy Duty Plate (HDP) Included**

SF-625	Bright Chrome	\$113.00
SF-626	Satin Chrome	\$44.00
SF-612	Satin Bronze	\$113.00
SF-613	Oil Rubbed Bronze	\$113.00
SF-605	Bright Brass	\$113.00
SF-335	Black Power Coat	\$113.00

System Components

## 700 Series Entry Level Pushbutton



### Specifications

Output contact Rating:

**701 Series** 5A @ 30 VAC/VDC, momentary SPDT contacts

**709 Series** 5A @ 30 VAC/VDC, momentary SPDT contacts

### 1. Select Model

Product No.	Cover Plate	Button		
701RD	Stainless Steel Only	Red	7/8"	<b>\$101.00</b>
701BK	2-3/4" x 4-1/2"	Black	7/8"	<b>\$101.00</b>
701RD EX		Red	5/8"	Engraved "Push to Exit" <b>\$101.00</b>
701RD EX ILL		Red	5/8"	Illuminated "Push to Exit" <b>\$122.00</b>
709RD EX ILL*	Stainless Steel Only	Red	2" sq	Illuminated "Push to Exit" <b>\$118.00</b>
709GR EX ILL*	2-3/4" x 4-1/2"	Green	2" sq	Illuminated "Push to Exit" <b>\$118.00</b>
709BLH ILL*		Blue	2" sq	Illuminated Handicapped Symbol <b>\$118.00</b>

\*Must Specify 12 VDC or 24 VDC when ordering 709 Series Pushbuttons

### 2. Select Option


L2	Two LEDs, red or green, dual voltage	<b>\$50.00</b>
AA	Alternate Action - maintained for 701 Series only	<b>\$15.00</b>
NS	Narrow Stile plate for 701 Series only	<b>NO CHARGE</b>

Pricing/product description subject to change without notice

# 650 Series Heavy Duty Keyswitches

Patent #6689972

- Patented Magnetic Spring Design
- Momentary to Maintained Functions
- 5A @ 30 VAC/VDC, SPDT contacts



**NOTE: 650 Series Keyswitches operate with either a 1-1/8" or 1-1/4" cylinder having a straight type cam. 1-1/4" Cylinders require a 1/8" blocking / spacer ring (included with the CYL and CYL-KA options). Cannot be used with cylinder and/or collar greater than 1-3/8".**

## 1. Select Model (Shipped Less Cylinder)

Product No.	Description	Cover Plate	
653-04	SPDT maintained single direction - Stainless Steel	2-3/4" x 4-1/2"	<b>\$166.00</b>
653-05	SPDT momentary single direction - Stainless Steel	2-3/4" x 4-1/2"	<b>\$166.00</b>
653-14	DPDT maintained single direction - Stainless Steel	2-3/4" x 4-1/2"	<b>\$192.00</b>
653-15	DPDT momentary single direction - Stainless Steel	2-3/4" x 4-1/2"	<b>\$192.00</b>
653-1414	(2) DPDT maintained bi-direction - Stainless Steel	2-3/4" x 4-1/2"	<b>\$254.00</b>
653-1415	DPDT maintained x DPDT momentary - Stainless Steel	2-3/4" x 4-1/2"	<b>\$254.00</b>
653-1515	(2) DPDT momentary bi-direction - Stainless Steel	2-3/4" x 4-1/2"	<b>\$254.00</b>
653-041	SPDT maintained x key remove one position - Stainless Steel	2-3/4" x 4-1/2"	<b>\$166.00</b>
653-0404	(2) SPDT maintained bi-direction - Stainless Steel	2-3/4" x 4-1/2"	<b>\$192.00</b>
653-0405	SPDT maintained x SPDT momentary - Stainless Steel	2-3/4" x 4-1/2"	<b>\$192.00</b>
653-141	DPDT maintained x key remove one position - Stainless Steel	2-3/4" x 4-1/2"	<b>\$192.00</b>
653-0505	(2) SPDT momentary bi-direction - Stainless Steel	2-3/4" x 4-1/2"	<b>\$192.00</b>

## 2. Select Options

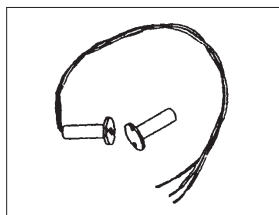
L2	Two LEDs (red/green), dual voltage 12/24 VDC	<b>\$50.00</b>
NS	Narrow Stile - Stainless Steel Plate (1-3/4" x 4-1/2")	<b>NO CHARGE</b>
ATS	Anti-Tamper Switch	<b>\$47.00</b>
WP	Water Resistant Cover fits 1-1/8" cylinder only (not available with NS or L2 or special finishes)	<b>\$60.00</b>
CYL	1-1/4" Schlage Everest Mortise Cylinder with two keys & 1/8" spacer ring	<b>\$56.00</b>
CYL-KA (keyed alike)	1-1/4" Schlage Everest Mortise Cylinder with two keys & 1/8" spacer ring	<b>\$56.00</b>

## 3. Select Finish - Heavy Duty Plate (HDP) included

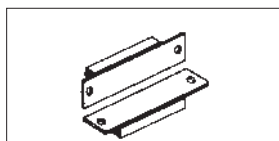
SF-626	Satin Chrome	<b>\$44.00</b>
SF-625	Bright Chrome	<b>\$113.00</b>
SF-612	Satin Bronze	<b>\$113.00</b>
SF-613	Oil Rubbed Bronze	<b>\$113.00</b>
SF-605	Bright Brass	<b>\$113.00</b>
SF-335	Black Powder Coat	<b>\$113.00</b>

System Components

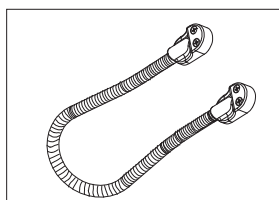
Pricing/product description subject to change without notice



**679-05 Concealed  
SPDT Magnetic Switch**



**7764 Concealed  
door position switch**



**Door Cord**

## Door Position Switches

<b>674-OH</b>	Overhead Door Floor Mount	<b>\$208.00</b>
---------------	---------------------------	-----------------

### 679 SERIES CONCEALED SPDT MAGNETIC SWITCH (0.3A @ 30 VDC)

<b>679-05</b>	Wood Door and Frame	<b>\$45.00</b>
<b>679-05HM</b>	HM Hollow Metal Door and Frame	<b>\$63.00</b>
<b>679-05WD</b>	WD Wood Door and Metal Frame	<b>\$75.00</b>

### 7700/7800 SERIES DOOR POSITION SWITCHES (0.5A @ 28 VDC)

<b>7764</b>	Concealed / Flush Mount - UL Listed	<b>\$152.00</b>
<b>7766</b>	Surface Mount - UL Listed	<b>\$160.00</b>

## Door Cords

<b>788-12</b>	12" x 3/8" Armored Door Cord - less wires	<b>\$49.00</b>
<b>788C-12</b>	12" x 3/8" Armored Door Cord with 20" 4-conductor wire	<b>\$75.00</b>
<b>788-18</b>	18" x 3/8" Armored Door Cord - less wires	<b>\$66.00</b>
<b>788C-18</b>	18" x 3/8" Armored Door Cord with 26" 4-conductor wire	<b>\$88.00</b>
<b>798-12</b>	12" x 1/2" Armored Door Cord - less wires	<b>\$57.00</b>
<b>798C-12</b>	12" x 1/2" Armored Door Cord with 20" 4-conductor wire	<b>\$75.00</b>
<b>798-18</b>	18" x 1/2" Armored Door Cord - less wires	<b>\$72.00</b>
<b>798C-18</b>	18" x 1/2" Armored Door Cord with 26" 4-conductor wire	<b>\$88.00</b>

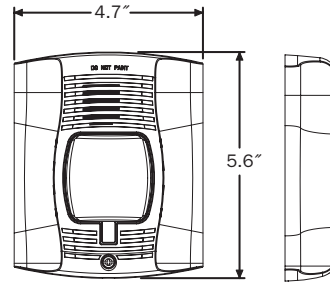
NOTE: C Suffix = 20 AWG wires



## Electronic Horns

- Immediate, local audible warning device
- Designed for indoor application
- Surface and flush mounting kits included with all horns
- Latching units require a reset action
- Strobe units activate / deactivate based on the state of the horn
- Horn color is white
- Dual decibal settings high/low 102 and 88 with dba's

Horn with Strobe

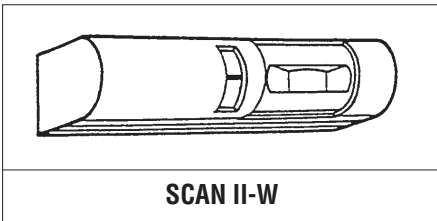


Horn

### 1. Select Model

<b>1910-1</b>	12/24 VDC Horn, current draw 28mA	<b>\$339.00</b>
<b>1910S-1</b>	24 VDC Horn with strobe, current draw 71mA	<b>\$461.00</b>
<b>L1910-1</b>	24 VDC Horn with latching, current draw 28mA	<b>\$471.00</b>
<b>L1910S-1</b>	24 VDC Horn with strobe & latching, current draw 71mA	<b>\$613.00</b>

## Scanners/PIRs



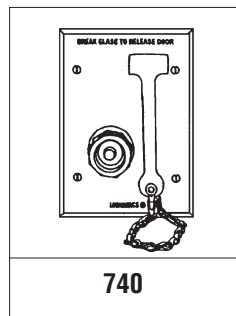
- Passive Infrared Detector
- Surface Mounting height range is from 7 to 15 ft
- Two form "C" relay contacts rated 1A @ 30 VDC for DC resistive loads
- Relay latch time is adjustable up to 60 seconds
- UL 294 listed by manufacturer as an access control device
- Designed for indoor applications

### 1. Select Model

<b>Scan II - B</b>	Black	<b>\$400.00</b>
<b>Scan II - W</b>	White	<b>\$400.00</b>

## 740 Series Emergency Break Glass

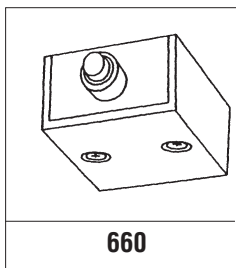
Switch contact form "Z", rated 1A @ 125 VAC



<b>740</b>	Assembly only	<b>\$285.00</b>
<b>741</b>	With indicator light	<b>\$293.00</b>
<b>742</b>	With Sonalert	<b>\$318.00</b>

Assembly mounts in 3 gang electrical box

## 660 Series Surface Mini Box



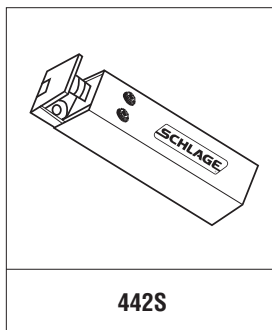
- Dimensions: 2" H x 2" W x 1" D
- Switch contact rating: 6A @ 120 VAC

<b>660-T4</b>	SPDT Maintained Toggle	<b>\$106.00</b>
<b>660-PB</b>	SPDT Momentary Pushbutton	<b>\$108.00</b>

Recommended for concealed desk application

Pricing/product description subject to change without notice

# 442S Series Cabinet Lock



442S

## Specifications

**Overall Dimensions:** 3" L x 1" W x 1" D  
**Current Draw:** 0.50A @ 12 VDC; 0.25A @ 24 VDC (field selectable)

## 1. Select Model

<b>442S</b>	Lock with strike - Black Lexan finish	Fail Secure	<b>\$198.00</b>
-------------	---------------------------------------	-------------	-----------------



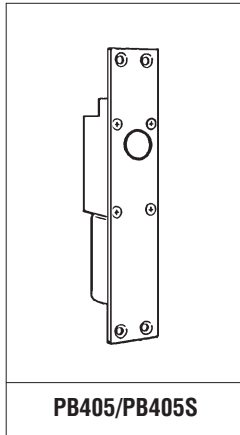
# PB405/PB405S PowerBolts

## Specifications

<b>Bolt Size 405/406S:</b>	3/4" diameter x 3/4" throw
<b>PB405 overall size:</b>	7.87" x 1.26" x 1.57", 90° locking
<b>PB405S overall size:</b>	7.87" x 1.26" x 1.57"
<b>Current Draw:</b>	0.9A @ 12 VDC; 0.45A @ 24 VDC 12/24 VDC dual voltage, field selectable

**Note:** Electromechanical locks not recommended where life safety may be compromised, or where panic bar hardware is the only means of egress.

Mortise mount electric bolts furnished in Satin Aluminum finish.



## 1. Select Model

<b>PB405</b>	Fail Safe, Rectangular Front	<b>\$411.00</b>
<b>PB405S</b>	Fail Secure, Rectangular Front	<b>\$511.00</b>

**Fail Secure Lock** - Requires power to unlock  
**Fail Safe Lock** - Requires power to lock

## 2. Standard Features

- Magnetic Door Status Monitor
- Magnetic Relocking Switch



## POWER SUPPLIES TABLE OF CONTENTS

PS902 Power Supplies and Option Boards	PS-2
PS904 Power Supplies and Option Boards	PS-3
PS906 Power Supplies and Option Boards	PS-4

# PS902 Power Supplies

2A @ 12/24 VDC – field selectable



MEA

## Standard Features

- UL 294 Listed for Access Control
- Class2 rated power limited output
- Universal 110-220 VAC input
- Regulated and filtered DC outputs
- AC input and DC output LED indications
- 1 connector for optional distribution boards
- AC input status indication on outside cover
- AC status monitor
- 12" H x 14" W x 4" D enclosure

### 1. Select Power Supply

<b>PS902*</b>	Base Power Supply (2A @ 12/24 VDC- field selectable) (approx. weight: 9 lbs)	<b>\$210.00</b>
	-PS902 is able to accept a total of 1 optional distribution boards and 1 900-FA board	

*\*BAA "Buy American Act" compliant power supply option. Will be labeled as "assembled in the USA with US and foreign materials"*

### 2. Select Optional Distribution Board with or without FA (Fire Alarm Relay)

1.	900-4R - 4 independently controlled relays	<b>\$140.00</b>
1.	900-4R FA - 4 independently controlled relays with FA	<b>\$190.00</b>
2.	900-2Q - 2 relay board specifically for controlling VonDuprin quiet exit device	<b>\$170.00</b>
2.	900-2Q FA - 2 relay board specifically for controlling VonDuprin quiet exit device with FA	<b>\$220.00</b>
3.	900-4RL - 4 relay board with integrated logic for controlling security interlocks, auto operators, and time delays	<b>\$384.00</b>
3.	900-4RL FA - 4 relay board with integrated logic for controlling security interlocks, auto operators, and time delays with FA	<b>\$434.00</b>
4.	900-8F - 8 fuse protected outputs	<b>\$50.00</b>
4.	900-8F FA - 8 fuse protected outputs with FA	<b>\$100.00</b>
5.	900-8P - 8 PTC protected outputs	<b>\$50.00</b>
5.	900-8P FA - 8 PTC protected outputs with FA	<b>\$100.00</b>
6.	900-BBK - Battery Backup Kit (includes two 7A/hr batteries)	<b>\$200.00</b>
6.	900-BB - Battery Backup Board only	<b>\$100.00</b>
6.	900-BAT - Backup Battery Pack Two (2) 7A/hr batteries	<b>\$100.00</b>

### 3. Select Other Power Supply Options

1.	900-FA - Fire Alarm Relay (EIR) module is a plug-in relay to provide an interface with fire or other emergency override systems <i>*may be installed directly on power supply, or may be used with optional distribution board</i>	<b>\$50.00</b>
2.	900-KL - Key Lock	<b>\$32.00</b>

NOTE: PS902 power supplies require connection to AC line voltage. Installation and all electrical connections (high and low voltage) should be performed by a qualified electrical contractor.

## PS904 Power Supplies

4A @ 12/24 VDC – field selectable



MEA

### Standard Features

- UL 294 Listed for Access Control
- Class2 rated power limited output
- Universal 110-220 VAC input
- Regulated and filtered DC outputs
- AC input and DC output LED indications
- 2 connectors for optional distribution boards
- AC input status indication on outside cover
- AC status monitor
- 12" H x 14" W x 4" D enclosure

### 1. Select Power Supply

<b>PS904*</b>	Base Power Supply (4A @ 12/24 VDC- field selectable) (approx. weight: 11 lbs)	<b>\$400.00</b>
	PS904 is able to accept a total of 2 optional distribution boards	

\*BAA "Buy American Act" compliant power supply option. Will be labeled as "assembled in the USA with US and foreign materials"

### 2. Select Optional Distribution Board with or without FA (Fire Alarm Relay)

1.	900-4R - 4 independently controlled relays	<b>\$140.00</b>
1.	900-4R FA - 4 independently controlled relays with FA	<b>\$190.00</b>
2.	900-2Q - 2 relay board specifically for controlling VonDuprin quiet exit device	<b>\$170.00</b>
2.	900-2Q FA - 2 relay board specifically for controlling VonDuprin quiet exit device with FA	<b>\$220.00</b>
3.	900-4RL - 4 relay board with integrated logic for controlling security interlocks, auto operators, and time delays	<b>\$384.00</b>
3.	900-4RL FA - 4 relay board with integrated logic for controlling security interlocks, auto operators, and time delays with FA	<b>\$434.00</b>
4.	900-8F - 8 fuse protected outputs	<b>\$50.00</b>
4.	900-8F FA - 8 fuse protected outputs with FA	<b>\$100.00</b>
5.	900-8P - 8 PTC protected outputs	<b>\$50.00</b>
5.	900-8P FA - 8 PTC protected outputs with FA	<b>\$100.00</b>
6.	900-BBK - Battery Backup Kit (includes two 7A/hr batteries)	<b>\$200.00</b>
6.	900-BB - Battery Backup Board only	<b>\$100.00</b>
6.	900-BAT - Backup Battery Pack Two (2) 7A/hr batteries	<b>\$100.00</b>

\* If PS904 with fire alarm input only required, order 900-8P FA

### 3. Select Other Power Supply Options

1.	900-KL - Key Lock	<b>\$32.00</b>
----	-------------------	----------------

NOTE: PS904 power supplies require connection to AC line voltage. Installation and all electrical connections (high and low voltage) should be performed by a qualified electrical contractor.

# PS906 Power Supplies

6A @ 12/24 VDC – field selectable



MEA

## Standard Features

- UL 294 Listed for Access Control
  - Universal 110-220 VAC input
  - Regulated and filtered DC outputs
  - AC input and DC output LED indications
  - 3 connectors for optional distribution boards
  - AC input status indication on outside cover
  - AC status monitor
  - 12" H x 14" W x 4" D enclosure
- \* Backup battery can not be used if 3rd option board is installed

## 1. Select Power Supply

<b>PS906*</b>	Base Power Supply (6A @ 12/24 VDC- field selectable) (approx. weight: 7 lbs)	<b>\$620.00</b>
	PS906 is able to accept a total of 3 optional distribution boards	

\*BAA "Buy American Act" compliant power supply option. Will be labeled as "assembled in the USA with US and foreign materials"als"

## 2. Select Optional Distribution Board with or without FA (Fire Alarm Relay)

1.	900-4R - 4 independently controlled relays	<b>\$140.00</b>
1.	900-4R FA - 4 independently controlled relays with FA	<b>\$190.00</b>
2.	900-2Q - 2 relay board specifically for controlling VonDuprin quiet exit device	<b>\$170.00</b>
2.	900-2Q FA - 2 relay board specifically for controlling VonDuprin quiet exit device with FA	<b>\$220.00</b>
3.	900-4RL - 4 relay board with integrated logic for controlling security interlocks, auto operators, and time delays	<b>\$384.00</b>
3.	900-4RL FA - 4 relay board with integrated logic for controlling security interlocks, auto operators, and time delays with FA	<b>\$434.00</b>
4.	900-8F - 8 fuse protected outputs	<b>\$50.00</b>
4.	900-8F FA - 8 fuse protected outputs with FA	<b>\$100.00</b>
5.	900-8P - 8 PTC protected outputs	<b>\$50.00</b>
5.	900-8P FA - 8 PTC protected outputs with FA	<b>\$100.00</b>
6.	900-BBK - Battery Backup Kit (includes two 7A/hr batteries) <i>*Can not be used if 3rd distribution board is installed"</i>	<b>\$200.00</b>
6.	900-BB - Battery Backup Board only	<b>\$100.00</b>
6.	900-BAT - Backup Battery Pack Two (2) 7A/hr batteries	<b>\$100.00</b>

\* If PS906 with fire alarm input only required, order 900-8P FA

## 3. Select Other Power Supply Options

1.	900-KL - Key Lock	<b>\$32.00</b>
----	-------------------	----------------

NOTE: PS906 power supplies require connection to AC line voltage. Installation and all electrical connections (high and low voltage) should be performed by a qualified electrical contractor.

## MISCELLANEOUS

---

Agency Listings	MSC-2
Door Handing	MSC-6
System Design Guide	MSC-7
Key System Summary	MSC-8

# Agency Listings



Product	Listing	Standard	Agency
<b>M420/M420P</b>	Builders Hardware - Aux. Locks	UL10C/UL1034	UL/cUL
<b>M450/M450P</b>	Builders Hardware - Aux. Locks	UL10C/UL1034	UL/cUL
<b>M490/M490P</b>	Builders Hardware - Aux. Locks	UL10C/UL1034	UL/cUL
<b>M490DE</b>	Builders Hardware - Aux. Locks	UL10C/UL1034	UL/cUL
		UL294 Special Locking Arrangement	
<b>320 series</b>	Builders Hardware- Aux.	UL10C/UL1034	UL/cUL
<b>M suffix</b>			CSFM
<b>40, 70, 40TJ, 70TJ, T2</b>	Builders Hardware - Aux. Locks	UL10C/UL1034	UL/cUL
<b>GF3000 series</b>	Builders Hardware- Aux. Locks	UL10C	UL /cUL CSFM
<b>PS902</b>	Power Supply	UL294	UL/cUL FCC Part 15 Compliant
<b>PS904</b>	Power Supply	UL294	UL/cUL FCC Part 15 Compliant
<b>PS906</b>	Power Supply	UL294	UL/cUL FCC Part 15 Compliant
<b>900-2Q</b>	Power Supply Option Board	UL294	UL/cUL
<b>900-4R/900-4RL</b>	Power Supply Option Board	UL294	UL/cUL
<b>900-8P/900-8F</b>	Power Supply Option Board	UL294	UL/cUL
<b>900-FA/900-BB</b>	Power Supply Option Board	UL294	UL/cUL
<b>672 series</b>	Access Control System Units	UL294	UL
<b>All models including BRG</b>	Burglary Resistant Electric Locking Mechanism Accessory	UL1034	UL
<b>692 series</b>	Access Control Systems Units	UL294	UL
<b>All models including BRG</b>	Burglary Resistant Electronic Locking Mechanism Accessory	UL1034	UL
<b>7764 switch</b>	Connectors and Switches	UL634	UL-multiple listing
	Misc Fire Door Accessories	UL10B	UL-multiple listing
<b>7766 switch</b>	Connectors and Switches	UL634	UL-multiple listing
<b>8200 series</b>	Access Control Units	UL294	UL
<b>SCAN-II-W</b>	Access Control System Units	UL294	UL-multiple listing
<b>SCAN-II-B</b>			



## LISTED ELECTROMAGNETIC LOCKS A156.23 1999

### ANSI Type Numbers Licensee's Catalog

#### Designations

	1500 lbf Ranking	1000 lbf Ranking	500 lbf Ranking
E08501	M490, M490G, M490DE	450, 70	M420, 40
E80511		M452, 72	M422
E80521			
E08531	M490, M492	M450, TJ, 70 TJ	M420, 40 TJ
		M452, TJ	M422
E08541	M490, M492	M450	M420
		70HDB	40HDB
E08551			
E08561	GF3000, GF3000TJ		
E08571			
E08581	GF3000		
E08591	GF3000		
E08601	GF3000BRD		

All of the above are UL listed. All are dual voltage.

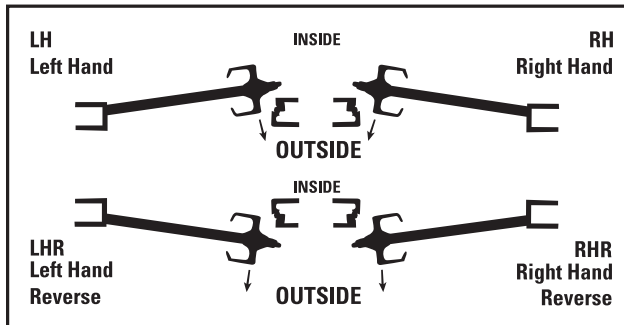
#### Certified Finishes

Finish Type	Licensee's Catalog Designations
Clear Anodized Aluminum	628

### AD-Series and CO-Series Electronic Locks

Product	Standard
AD-Series & CO-Series	UL294
	UL10C
	BHMA/ANSI 156.25 Grade 1 Operation and Security
	A156.2
	A156.3
	A156.12
	A156.13
	NFPA 101 – Ch 7
	NFPA 80 – Ch 6 & 7
	IBC – Ch 10
	ADA – Ch 4.13
	FCC Part 15
	Industry Canada (IC) RSS-210
	Florida Building Code
	RoHS

## Door and Frame Handing Chart



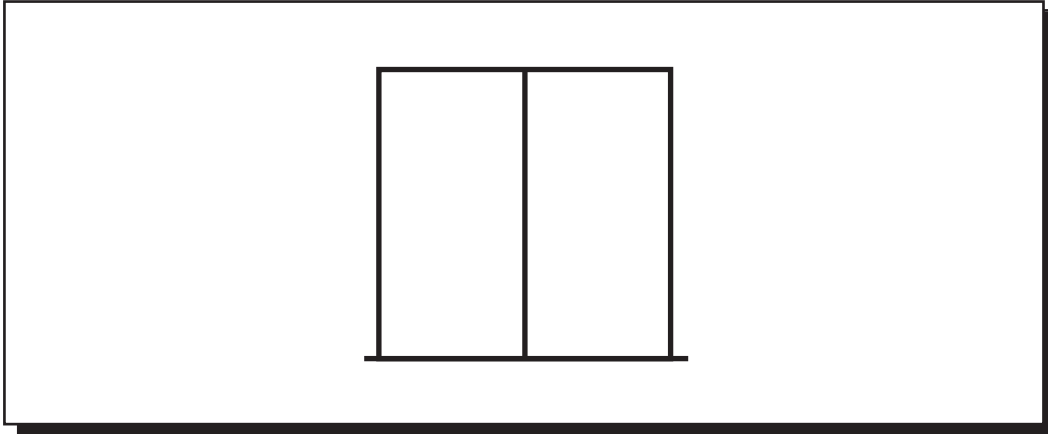
## Door Handing from Reader Side



## Architectural Finishes Chart

Finish Description	Finish #	BHMA #	Government #
Bright Brass	605 or 666	605E	US3
Bright Chrome	625 or 672	625E	US26
Oil Rubbed Bronze, Anodized	690 or 313	690	US20A
Oil Rubbed Bronze	613 or 710	613E	US10B
Satin Aluminum, Clear Anodized	628	628	US28
Satin Black, Anodized	711 or 335	711	US19
Satin Brass	606	606E	US4
Satin Bronze	612 or 668	612E	US10
Satin Chrome	626	626E	US26D
Satin Stainless Steel	630	630	US32D
Oil Rubbed Bronze, Powder Paint	SP313		
Satin Black, Powder Paint	SP335		

Note: To preserve finishes, wipe clean with a soft cloth. Commercial cleaners may damage finish.



**DESCRIPTION OF OPERATION** \_\_\_\_\_  
\_\_\_\_\_  
\_\_\_\_\_

**ELECTRIC LOCK** TYPE: VOLTAGE: CURRENT DRAW

**OPTIONS** LOCK STATUS SW: DOOR STATUS SW

**POWER SUPPLY** MODEL: VOLTAGE: CURRENT CAPACITY

**OPTIONS** FIRE SYSTEM TIE-IN: STANDBY BATTERIES

**CONTROL-ACCESS** TYPE:

**CONTROL-EGRESS** TYPE:

**MONITORING REQUIRED-DESCRIBE:** \_\_\_\_\_  
\_\_\_\_\_  
\_\_\_\_\_

**INTERLOCK REQUIRED-DESCRIBE:** \_\_\_\_\_  
\_\_\_\_\_  
\_\_\_\_\_

Pricing/product description subject to change without notice



Account # \_\_\_\_\_

P.O. # \_\_\_\_\_



# KEY SYSTEM SUMMARY

## PART 1

### Job Information

#### HELPFUL HINTS

- Fill in blanks for faster order processing.

Job Name \_\_\_\_\_

City \_\_\_\_\_

Country \_\_\_\_\_

State \_\_\_\_\_

Zip \_\_\_\_\_

## PART 2

### System Definition

#### HELPFUL HINTS

- If you do not know the Facility Code, Primus number, Registry number (R#), or the original factory order number for an existing system, contact Customer Service prior to placing the order:  
**Tel. 1-800-847-1864**  
**Fax 1-800-452-0663**
- New systems for 7-pin Small Format IC Everest B Family require prior approval by IR Security and Safety Consultant.
- Only compatible system types may be ordered on the same purchase order. See Compatibility Chart.
- Classic refers to Obverse, Numbered (Paracentric), Quad, and Reverse key section families.
- Classic Primus refers to Primus Obverse and Primus Quad key section families.

### SYSTEM TYPE

#### MASTER KEYING

##### Classic Master Keyed

##### Classic Primus® Master Keyed

- Facesheet attached (All level 3 & 4 orders)
  - Signature Card attached (New level 3 & 4 orders)
- ##### Everest® B Family Master Keyed – Small Format IC
- Letter of authorized ship-to address attached (New systems & change of address on existing systems)

##### Everest C Family Master Keyed – Open

##### Everest D Family Master Keyed – Restricted

- Letter of authorized ship-to address attached (New systems & change of address on existing systems)

##### Everest Primus Master Keyed

- Facesheet attached (All level 9 orders)
- Signature Card attached (New level 9 orders)

##### Residential Master Keyed – RMK

#### CONSTRUCTION KEYING

##### Full Size Construction Cores

(For Full Size IC locks and cylinders)

##### Small Format Construction Cores

(For Small Format IC locks and cylinders)

##### Construction Keyed – CK

(Split Key Method, not available for Primus and IC)

##### Residential Construction Keyed – RCK

(Lost Ball Method, 5 pin C only)

Original Order # \_\_\_\_\_ R # \_\_\_\_\_

Original Order # \_\_\_\_\_ R # \_\_\_\_\_

Primus # \_\_\_\_\_ Level \_\_\_\_\_

Original Order # \_\_\_\_\_ R # \_\_\_\_\_

Facility Code \_\_\_\_\_

Original Order # \_\_\_\_\_ R # \_\_\_\_\_

Original Order # \_\_\_\_\_ R # \_\_\_\_\_

Facility Code \_\_\_\_\_

Original Order # \_\_\_\_\_ R # \_\_\_\_\_

Primus # \_\_\_\_\_ Level \_\_\_\_\_

Original Order # \_\_\_\_\_ R # \_\_\_\_\_

IC \_\_\_\_\_ (A, B or C)

\_\_\_\_\_ (B or G) RN

Original Order # \_\_\_\_\_ R # \_\_\_\_\_

Original Order # \_\_\_\_\_ R # \_\_\_\_\_

#### COMPATIBILITY CHART

SYSTEM TYPES	KEY SECTION FAMILY								
	CLASSIC		CLASSIC PRIMUS		EVEREST		EVEREST PRIMUS		
	5-PIN	6-PIN	PRIMUS	B FAMILY	C FAMILY	D FAMILY	C FAMILY	D FAMILY	
<b>Master Keying</b>									
Classic	•	•	•						
Primus		•	•						
Everest B Family				•					
Everest C Family					•				
Everest D Family						•			
Everest Primus							•		
Residential, 5-Pin C Keyway Only			•						
<b>Construction Keying</b>									
Full Size Construction Cores			•				•		•
Small Format Construction Cores				•					
Split Key			•						
Residential, 5-Pin C Keyway Only			•						



**CHANGE KEY QUANTITY**

Furnish: \_\_\_\_\_ Classic or Everest® keys per  lock or cylinder  key symbol  
 \_\_\_\_\_ Classic Primus® or Everest Primus keys per  lock or cylinder  key symbol

**KEY TYPE**

DESCRIPTION	KEY SECTION FAMILY						
	CLASSIC		CLASSIC PRIMUS	EVEREST		EVEREST PRIMUS	
	5-Pin	6-Pin		B Family	C Family	D Family	C & D Family
Standard Bow	<input type="checkbox"/> 48-100	<input type="checkbox"/> 48-101	N/A	<input type="checkbox"/> 48-009	N/A	N/A	N/A
Standard Bow, unembossed	<input type="checkbox"/> 48-130	<input type="checkbox"/> 48-131	N/A	<input type="checkbox"/> 48-015	<input type="checkbox"/> 48-015	<input type="checkbox"/> 48-015	<input type="checkbox"/> 48-012
Standard Bow, stamped DND	<input type="checkbox"/> see Note	<input type="checkbox"/> see Note	<input type="checkbox"/> 48-053	<input type="checkbox"/> 48-157	<input type="checkbox"/> 48-002	<input type="checkbox"/> 48-002	<input type="checkbox"/> 48-004
Access Bow	<input type="checkbox"/> 48-143	<input type="checkbox"/> 48-144	<input type="checkbox"/> 48-115	N/A	N/A	N/A	N/A
Large Bow	<input type="checkbox"/> 48-140	<input type="checkbox"/> 48-141	<input type="checkbox"/> 48-116	N/A	N/A	N/A	N/A

**Note:** Specify key type and Do Not Duplicate in stamping instructions below.

**KEY SECTION**

Special Request \_\_\_\_\_

**CHANGE KEY PACKAGING AND SHIPPING INSTRUCTIONS**

Pack keys independently (PKI) of lock or cylinder (Furnished standard at no charge with split-key construction keying)?

Yes  No

If PKI, ship change keys to:  Dealer (default)  See Primus facesheet  Other \_\_\_\_\_

**STAMPING INSTRUCTIONS**

Stamp keys:  With industry standard key symbol  Do Not Duplicate (DND)  With key stamping die XQ \_\_\_\_\_  
 Non standard code \_\_\_\_\_

Stamp cylinder:  With industry standard key symbol  Non standard code \_\_\_\_\_

Cylinder stamping location:  Plug face (Not available for Primus) – VKC  Concealed – CKC

**SYSTEM TYPE**

SYSTEM TYPE	DESCRIPTION	QUANTITY	PART #
RCK (Lost Ball)	Residential Construction Key	_____	48-100
CK (Split Key)	<input type="checkbox"/> Everest C Family and D Family Construction Key	_____	48-008
	<input type="checkbox"/> Classic Construction Key	_____	48-104
	<input type="checkbox"/> Everest and Classic Extractor Tool	_____	35-057
Full Size Construction Cores	<input type="checkbox"/> Construction Key	_____	48-101
	<input type="checkbox"/> Control Key	_____	48-056
Small Format Construction Cores (Best® Style)	<input type="checkbox"/> Construction Key	_____	48-310
	<input type="checkbox"/> Control Key	_____	48-311

**PART 3**

**Common Data**

**HELPFUL HINTS**

- Unless otherwise specified, 2 change keys are furnished per lock or cylinder.
- Unless otherwise specified key in bold type is furnished.
- RMK and/or RCK systems must be established in 5-pin, "C" key section.
- Schlage Commercial's Master Key Department makes the final decision in the selection of key sections.
- Schlage Commercial's default key section for new Master Key Systems is Everest C145 in the C Family.
- Unless otherwise specified, industry standard key symbols are stamped on Everest and Primus keys.
- Bitting is only stamped as standard for Classic key sections and is not available for Everest or Primus Keys.

**PART 4**

**Construction Key Quantities**

**HELPFUL HINTS**

- Construction keys are packed in lock carton containing packing slip.
- Construction keys are not furnished unless specified.
- Split key construction keying is not available for Classic Primus or Everest Primus



**PART 5**  
**Change Key Definition for Existing Systems**

- All existing in the system  All new except \_\_\_\_\_
- All existing in the system except \_\_\_\_\_

- PART 6**  
**Master Key Quantities**
- HELPFUL HINTS**
- Select the appropriate part number(s) from the Key Selection Table.
  - Unless otherwise specified, key in bold type is furnished.

**KEY SELECTION TABLE**

DESCRIPTION	KEY SECTION FAMILY						
	CLASSIC		CLASSIC PRIMUS®	EVEREST®			
	5-Pin	6-Pin		B Family	C Family	D Family	EVEREST PRIMUS C & D Family
<b>Master Keys</b> Standard Bow Standard Bow, unembossed Standard Bow, stamped DND Access Bow Large Bow	49-100 49-130 see <b>Note</b> 49-143 49-140	49-101 49-131 see <b>Note</b> 49-144 49-141	N/A 49-053 49-157* 49-115 49-116	N/A N/A 49-401 N/A N/A	49-009 49-015 49-002 N/A N/A	N/A 49-015 49-002 N/A N/A	N/A 49-012 49-004 N/A N/A
<b>Control Keys</b> Control Key (except Hotel) Control Key, unembossed (except Hotel) Control Key, Hotel	N/A N/A N/A	49-056 49-076 49-056	49-158** 49-052 N/A	N/A 49-356 N/A	49-003 N/A 49-016	49-003 N/A 49-016	49-005 49-020 N/A
<b>Emergency Keys</b> Emergency Key, Standard Bow Emergency Key, Large Bow	N/A N/A	49-102 49-142	N/A N/A	N/A N/A	49-007 N/A	49-007 N/A	N/A N/A

\* For LP section, specify 49-171. \*\*For LP section, specify 49-172.  
 Note: Specify key type and check box  Do Not Duplicate.

**Classic or Everest Primus or Everest Primus**

Part #	Level	Qty.	Per	Master Key Symbol(s)	Total Quantity
49-_____	49-_____	GGMK . . . . .	_____	_____	_____
49-_____	49-_____	GMK . . . . .	_____	_____	_____
49-_____	49-_____	MK or RMK . . . . .	_____	_____	_____
49-_____	49-_____	Control . . . . .	_____	_____	_____
49-_____	49-_____	Emergency . . . . .	_____	_____	_____
49-_____	49-_____	Other . . . . .	_____	_____	_____

Ship Master Keys to:  Dealer  See Primus Facesheet  Other \_\_\_\_\_



### PART 7 Master Key Definition and Future Expansion

#### HELPFUL HINTS

- Do not use the letters "I", "O", "CK", "KA", "KD" for any master key symbols.
- Unless otherwise specified, the control key has the same cut as the highest-level key in the system (Except SFIC systems).
- Alter existing master key symbols, as necessary, to reflect your system.  
Example:  
 AA AC thru AG (includes AC, AD, AE, AF & AG).
- Attach additional sheets as necessary.

### MASTER KEYS USED ON THIS ORDER

Level	Existing Master Keys	New Master Keys	List Future MK Symbols	Approx. # of Change Key Symbols Under Each New or Future MK
Example: MK .....	<input checked="" type="checkbox"/> BA thru BE	thru BH	<input checked="" type="checkbox"/> BJ, BK	<input checked="" type="checkbox"/> 40 each
GGMK .....	<input type="checkbox"/> GGM			
GМК .....	<input type="checkbox"/> A thru	thru	<input type="checkbox"/>	<input type="checkbox"/>
MK .....	<input type="checkbox"/> AA thru	thru	<input type="checkbox"/>	<input type="checkbox"/>
MK .....	<input type="checkbox"/> BA thru	thru	<input type="checkbox"/>	<input type="checkbox"/>
MK .....	<input type="checkbox"/> CA thru	thru	<input type="checkbox"/>	<input type="checkbox"/>
MK .....	<input type="checkbox"/> DA thru	thru	<input type="checkbox"/>	<input type="checkbox"/>
MK .....	<input type="checkbox"/> EA thru	thru	<input type="checkbox"/>	<input type="checkbox"/>
MK .....	<input type="checkbox"/> FA thru	thru	<input type="checkbox"/>	<input type="checkbox"/>
MK .....	<input type="checkbox"/> GA thru	thru	<input type="checkbox"/>	<input type="checkbox"/>
MK .....	<input type="checkbox"/> HA thru	thru	<input type="checkbox"/>	<input type="checkbox"/>
CK .....	<input type="checkbox"/> CK			
Control .....	<input type="checkbox"/> CONL			
Emergency ...	<input type="checkbox"/> EM			
Others .....	<input type="checkbox"/>			
RMK .....	<input type="checkbox"/> AA thru	thru	<input type="checkbox"/>	<input type="checkbox"/>
RCK .....	<input type="checkbox"/> RCK			

### PLANNED FUTURE EXPANSION

### PART 8 Operating Instructions

#### HELPFUL HINTS

- Cross keying reduces the security and expansion of key systems.
- Unless otherwise specified, all hierarchical master keys will operate cross-keyed cylinders.

Cross-keyed Cylinder \_\_\_\_\_ is operated by these change keys \_\_\_\_\_

X _____	X _____
X _____	X _____
X _____	X _____
X _____	X _____
X _____	X _____
X _____	X _____
X _____	X _____
X _____	X _____
X _____	X _____
X _____	X _____

Cross-keyed Cylinder \_\_\_\_\_ is operated by these change keys \_\_\_\_\_

X _____	X _____
X _____	X _____
X _____	X _____
X _____	X _____
X _____	X _____
X _____	X _____
X _____	X _____
X _____	X _____
X _____	X _____
X _____	X _____





# Sample Master Keyed Order

① ② ③ ④

LINE ITEM	QTY	PRODUCT	OUTSIDE		INSIDE		HAND (Only one hand per line item)	LATCH Key Symbol(s)	STRIKE MK Symbol(s)	DR THK	EXT	DIM	ADDITIONAL DETAILS
			DES	FIN	DES	FIN							
Key and Label Instructions			Hdgs	Item #	Qty	Door #							
1	4	L9050P	03A	626			RH						
				15	1	209		AA2	AA, A				
				16	1	230		AB7	AB, A				
				26	1	213		AB10	AB, A				
				37	1	226		AB16	AB, A				
2	5	L9050P	03A	626			LH						
				22	1	204B		AA4	AA, A				
				23	1	205		AA5	AA, A				
				24	1	206		AA6	AA, A				
				25	1	228		AB8	AB, A				
				27	1	222		AB9	AB, A				
3	6	L9010	03A	626			RH						
4	9	L9010	03A	626			LH						
5	2	20-001		626								114	
				63	2	210		A1	A				

## Notes:

- ① Enter door thickness if non-standard. Example: 138 = 1 3/8"; 214 = 2 1/4"; 212 = 2 1/2"
- ② Enter one of the following when door thickness is greater than or equal to 2": EI = Extended Inside; EO = Extended Outside; EE = Extended Equally; ED = Extended Differently. EI or EO assumes base door thickness of 1 3/4".
- ③ Enter dimension for mortise cylinder or blocking ring length and non-standard strike lip length.
- ④ Enter additional details for special requirements such as non-standard mortise cylinder cams, lead lining, knurling, etc.



# Sample Letter of Authorization For All Restricted Key Products



**DISTRICT 10**

*End User  
Letterhead - RE-  
QUIRED*

District 10 Schools  
555 Main Street  
End User City, State 55555  
(555) 555-5555

May 1, 2003

*Date - REQUIRED*

**To:** Schlage Dealer  
100 East Avenue  
Dealer City, State 11111

*Dealer Name -  
RECOMMENDED*

*Include Registry  
Number & Facil-  
ity Code (stamped  
on keys) for exist-  
ing key systems*

**RE: District 10, Jones Elementary School**

*Facility Name - REQUIRED*

Please consider this authorization to ship product for the above-referenced project.

Jones Elementary School is to be keyed using a new Everest D Restricted Key System. For security reasons, we would like to have all keys for this facility shipped to a location other than the job site. Master keyed products, however, can be shipped directly to the site. This letter authorizes Schlage to ship our restricted products to the following addresses:

Master Keyed Products, Construction Keys, Locks Less  
Cylinders, and Locks with Construction Cores

Attn: Building Project Manager  
District 10 Schools  
555 Main Street  
End User City, State 55555

Master Keys, Change Keys, Control Keys, and Key Blanks

Attn: Locksmith  
District 10 Lockshop  
1201 Fifth Avenue  
End User City, State 55555

*Authorized Ship-  
To Addresses -  
REQUIRED*

These two addresses above serve as our only authorized shipment addresses for all orders placed for our facility. We understand that this letter will be kept on file and referenced for our future orders and that a new letter is only required to add, remove, or change authorized shipping locations.

Sincerely,

End User Representative  
Facilities Manager

*End User  
Representative  
Signature -  
REQUIRED*

*Letter may be mailed or faxed to Schlage*

*Schlage Restricted Order Processing  
3899 Hancock Expressway  
Colorado Springs, CO 80911*

Miscellaneous

Part Number	Description	List
<b>SCREWS – READER MODULE ASSEMBLY - (Must designate door thickness: 46928511-138 for 1-3/8" door)</b>		
46928511	SCREWS - READER MODULE ASSEMBLY	\$6.00
46928511-138	46928511 138 N N SL ( KIT SCREWS-READER MODULE ASSY, AD-LOCK 1-3/8 TO 1-3/4)	\$6.00
46928511-112	46928511 112 N N SL ( KIT SCREWS-READER MODULE ASSY, AD-LOCK 1-3/8 TO 1-3/4)	\$6.00
46928511-158	46928511 158 N N SL ( KIT SCREWS-READER MODULE ASSY, AD-LOCK 1-3/8 TO 1-3/4)	\$6.00
46928511-134	46928511 134 N N SL ( KIT SCREWS-READER MODULE ASSY, AD-LOCK 1-3/8 TO 1-3/4)	\$6.00
46928511-178	46928511 178 N N SL ( KIT SCREWS-READER MODULE ASSY, AD-LOCK 1-3/8 TO 1-3/4)	\$6.00
46928511-200	46928511 200 N N SL ( KIT SCREWS-READER MODULE ASSY, AD-LOCK 1-3/8 TO 1-3/4)	\$6.00
46928511-218	46928511 218 N N SL ( KIT SCREWS-READER MODULE ASSY, AD-LOCK 1-3/8 TO 1-3/4)	\$6.00
46928511-214	46928511 214 N N SL ( KIT SCREWS-READER MODULE ASSY, AD-LOCK 1-3/8 TO 1-3/4)	\$6.00
46928511-238	46928511 238 N N SL ( KIT SCREWS-READER MODULE ASSY, AD-LOCK 1-3/8 TO 1-3/4)	\$6.00
46928511-212	46928511 212 N N SL ( KIT SCREWS-READER MODULE ASSY, AD-LOCK 1-3/8 TO 1-3/4)	\$6.00
46928511-258	46928511 258 N N SL ( KIT SCREWS-READER MODULE ASSY, AD-LOCK 1-3/8 TO 1-3/4)	\$6.00
46928511-234	46928511 234 N N SL ( KIT SCREWS-READER MODULE ASSY, AD-LOCK 1-3/8 TO 1-3/4)	\$6.00
<b>BASE PLATE SUB-ASSEMBLY, EXTERIOR - [Must designate Cylinder Type and Handing: Example 46928529-PD) - RH</b>		
46928529	"BASE PLATE SUB-ASSY, EXTERIOR, CYLINDRICAL, AD-LOCK, Designated Cylinder Compatibility) Less Lever, Cylinder, and Escutcheon Cover"	\$465.00
46928537	"BASE PLATE SUB-ASSY, EXTERIOR, MORTISE, AD-LOCK, Designated Cylinder Compatibility) Less Lever, Cylinder, and Escutcheon Cover"	\$485.00
46928545	"BASE PLATE SUB-ASSY, EXTERIOR, EXIT, AD-LOCK, Designated Cylinder Compatibility) Less Lever, Cylinder, Escutcheon Cover, and Exterior Mounting Plate"	\$465.00
<b>OUTSIDE SPRING CAGE WITH SCREWS (Select part number by chassis by cylinder type)</b>		
<b>CYLINDRICAL</b>		
46928552	CYLINDRICAL, SCHLAGE, KIL, FSIC	\$42.10
46928560	CYLINDRICAL / MORTISE, SFIC	\$77.50
46928578	CYLINDRICAL, SARGENT, KIL	\$200.00
46928586	CYLINDRICAL, SARGENT/CORB, FSIC	\$200.00
46928594	CYLINDRICAL, YALE, FSIC	\$200.00
<b>MORTISE</b>		
46928602	MORTISE, SCHLAGE, KIL	\$95.60
46928610	MORTISE, SCHLAGE, FSIC	\$142.60
46928560	CYLINDRICAL / MORTISE, SFIC	\$77.50
46928628	MORTISE, SARGENT, KIL N N SL	\$200.00
46928636	MORTISE, SARGENT/CORB, FSIC	\$200.00
46928644	MORTISE, YALE, FSIC	\$200.00
<b>EXIT (All Styles except ATHENS)</b>		
46928651	EXIT, SCHLAGE, KIL, FSIC (All Exit except use with ATH, 8AT LEVERS)	\$48.70
46928669	EXIT, SFIC (All Exit except use with ATH, 8AT LEVERS)	\$87.30
46928677	EXIT, SARGENT, KIL (All Exit except use with ATH, 8AT LEVERS)	\$200.00
46928685	EXIT, SARGENT, FSIC (All Exit except use with ATH, 8AT LEVERS)	\$200.00
46928693	EXIT, CORB RUSS, FSIC (All Exit except use with ATH, 8AT LEVERS)	\$200.00
<b>EXIT (ATHENS only)</b>		
46928701	EXIT, YALE, FSIC (Only used withATH, 8AT LEVERS)	\$200.00
46929457	EXIT, SCHLAGE, KIL, FSIC (Only used withATH, 8AT LEVERS)	\$48.70
46929458	EXIT, SFIC (Only used withATH, 8AT LEVERS)	\$87.30
46929459	EXIT, SARGENT, KIL (Only used withATH, 8AT LEVERS)	\$200.00
46929460	EXIT, SARGENT, FSIC & CORB RUSS, FSIC (Only used withATH, 8AT LEVERS)	\$200.00
46929461	EXIT, YALE, FSIC (Only used withATH, 8AT LEVERS)	\$200.00
<b>10-PIECE BULK USB COVER PLUG</b>		
46928719	10-PIECE BULK USB COVER PLUG,	\$15.00

Pricing/product description subject to change without notice

Part Number	Description	List
<b>WIRING HARNESS, EXTERIOR PCB TO INTERIOR MAIN PCB - (Select by Chassis)</b>		
46928727	CYLINDRICAL AND MORTISE WIRING HARNESS	\$16.00
46928735	EXIT WIRING HARNESS	\$18.00
<b>LEVERS LESS CORE - (Select by Chassis by Cylinder type) (MUST DESIGNATE STYLE AND FINISH: 03-031-SPA-626)</b>		
<b>CYLINDRICAL</b>		
03-031	Schlage Cylindrical KIL	\$85.10
03-032	Schlage Cylindrical FSIC	\$85.10
03-000	Schlage Cylindrical SFIC, Schlage Mortise SFIC, Schlage Exit-ATH, 8AT SFIC	\$85.10
03-044	Sargent Cylindrical KIL	\$161.00
03-077	Sargent Cylindrical FSIC	\$161.00
03-055	Yale Cylindrical FSIC	\$161.00
03-066	Corbin Russwin Cylindrical FSIC Lever	\$161.00
<b>MORTISE</b>		
09-331	Schlage Mortise KIL	\$142.00
09-332	Schlage Mortise FSIC	\$142.00
09-344	Sargent Mortise KIL	\$185.00
09-377	Sargent Mortise FSIC	\$185.00
09-355	Yale Mortise FSIC	\$185.00
09-366	Corbin Russwin Mortise FSIC	\$185.00
<b>EXIT (All Styles except ATHENS)</b>		
03-331	Schlage EXIT(All Except ATH, 8AT) KIL	\$87.30
03-332	Schlage EXIT(All Except ATH, 8AT) FSIC	\$87.30
03-300	Schlage EXIT(All Except ATH, 8AT) SFIC	\$87.30
03-344	Sargent EXIT(All Except ATH, 8AT) KIL	\$164.00
03-377	Sargent EXIT(All Except ATH, 8AT) FSIC	\$164.00
03-355	Yale EXIT(All Except ATH, 8AT) FSIC	\$164.00
03-366	Corbin EXIT(All Except ATH, 8AT) FSIC	\$164.00
<b>EXIT (ATHENS only)</b>		
03-031	Schlage Exit-ATH, 8AT KIL	\$87.30
03-032	Schlage Exit-ATH, 8AT FSIC	\$87.30
03-044	Sargent Exit-ATH, 8AT FSIC	\$164.00
03-077	Yale Exit-ATH, 8AT FSIC	\$164.00
03-055	Corbin Russwin Exit-ATH, 8AT FSIC	\$164.00
03-066	Corbin Russwin Exit-ATH, 8AT FSIC	\$164.00
<b>OUTSIDE LEVER LESS CORE , 10 PC BULK PACK – (BY STYLE, BY FINISH, BY OEM, BY CORE TYPE) (MUST DESIGNATE STYLE AND FINISH: K103-031-SPA-626)</b>		
<b>CYLINDRICAL (All Styles)</b>		
K103-031	Schlage Cylindrical KIL outside lever bulk pack	\$750.00
K103-032	Schlage Cylindrical FSIC outside lever bulk pack	\$750.00
K103-000	"Schlage Cylindrical SFIC, Schlage Mortise SFIC, Schlage Exit-ATH, 8AT SFIC outside lever bulk pack"	\$750.00
K103-044	Sargent Cylindrical KIL outside lever bulk pack	\$1,430.00
K103-077	Sargent Cylindrical FSIC outside lever bulk pack	\$1,430.00
K103-055	Yale Cylindrical FSIC outside lever bulk pack	\$1,430.00
K103-066	Corbin Russwin Cylindrical FSIC outside lever bulk pack	\$1,430.00
<b>MORTISE (All Styles)</b>		
K109-331	Schlage Mortise KIL outside lever bulk pack	\$1,300.00
K109-332	Schlage Mortise FSIC outside lever bulk pack	\$1,300.00
K103-000	"Schlage Cylindrical SFIC, Schlage Mortise SFIC, Schlage Exit-ATH, 8AT SFIC outside lever bulk pack"	\$750.00
K109-344	Sargent Mortise KIL outside lever bulk pack	\$1,600.00
K109-377	Sargent Mortise FSIC outside lever bulk pack	\$1,600.00
K109-355	Yale Mortise FSIC outside lever bulk pack	\$1,600.00
K109-366	Corbin Russwin Mortise FSIC outside lever bulk pack	\$1,600.00

Part Number	Description	List
<b>EXIT (All Styles except ATHENS)</b>		
K103-331	Schlage EXIT(All Except ATH, 8AT) KIL outside lever bulk pack	\$750.00
K103-332	Schlage EXIT(All Except ATH, 8AT) FSIC outside lever bulk pack	\$750.00
K103-300	Schlage EXIT(All Except ATH, 8AT) SFIC outside lever bulk pack	\$750.00
K103-344	Sargent EXIT(All Except ATH, 8AT) KIL outside lever bulk pack	\$1,450.00
K103-377	Sargent EXIT(All Except ATH, 8AT) FSIC outside lever bulk pack	\$1,450.00
K103-355	Yale EXIT(All Except ATH, 8AT) FSIC outside lever bulk pack	\$1,450.00
K103-366	Corbin EXIT(All Except ATH, 8AT) FSIC outside lever bulk pack	\$1,450.00
<b>EXIT (ATHENS only)</b>		
K103-031	Schlage Exit-ATH, 8AT KIL outside lever bulk pack	\$750.00
K103-032	Schlage Exit-ATH, 8AT FSIC outside lever bulk pack	\$750.00
K103-000	"Schlage Cylindrical SFIC, Schlage Mortise SFIC, Schlage Exit-ATH, 8AT SFIC outside lever bulk pack"	\$750.00
K103-044	Sargent Exit-ATH, 8AT KIL outside lever bulk pack	\$1,430.00
K103-077	Sargent Exit-ATH, 8AT FSIC outside lever bulk pack	\$1,430.00
K103-055	Yale Exit-ATH, 8AT FSIC outside lever bulk pack	\$1,430.00
K103-066	Corbin Russwin Exit-ATH, 8AT FSIC outside lever bulk pack	\$1,430.00
<b>CYLINDERS - (BY CYLINDER MECHANISM, BY CYLINDER TYPE , BY CHASSIS)</b>		
23-013	Classic Cylindrical, Exit (ATH, 8AT) PD	\$49.00
23-030	Classic Cylindrical, Mortise, Exit RD	\$50.00
23-118	Classic Mortise, Exit (all except ATH, 8AT) PD	\$49.00
23-013 EV	Everest Cylindrical, Exit (ATH, 8AT) PD	\$49.00
23-030 EV	Everest Cylindrical, Mortise, Exit RD	\$50.00
23-118 EV	Everest Mortise, Exit (all except ATH, 8AT) PD	\$49.00
20-750	Primus Cylindrical, Exit (ATH, 8AT) PD	\$87.00
20-740	Primus Cylindrical, Mortise, Exit RD	\$88.00
20-854	Primus Mortise, Exit (all except ATH, 8AT) PD	\$87.00
20-550	Primus UL Cylindrical, Exit (ATH, 8AT) PD	\$108.00
20-554	Primus UL Mortise, Exit (all except ATH, 8AT) PD	\$108.00
20-750-XP	Primux XP Cylindrical, Exit (ATH, 8AT) PD	\$87.00
20-740-XP	Primux XP Cylindrical, Mortise, Exit RD	\$88.00
20-854-XP	Primux XP Mortise, Exit (all except ATH, 8AT) PD	\$87.00
20-550-XP	Primux UL XP Cylindrical, Exit (ATH, 8AT) PD	\$108.00
20-554-XP	Primux UL XP Mortise, Exit (all except ATH, 8AT) PD	\$108.00
<b>TAIL PIECE (BY CHASSIS, BY OEM, BY CORE TYPE)</b>		
C604-243	Cylindrical, Exit (ATH, 8AT) LD for Everest Cylinders	\$0.94
C603-524	Cylindrical, Exit (ATH, 8AT) LD for Classic Cylinders	\$0.94
23446339	Cylindrical, Mortise, Exit (ATH, 8AT) JD, RD, TD	\$3.10
46929456	Cylindrical, Exit (ATH, 8AT) BD, BDC	\$17.10
23433626	Cylindrical, Exit (ATH, 8AT) LD SAR	\$3.40
23433634	Cylindrical, Exit (ATH, 8AT) JD SAR & JD COR Tail Piece	\$17.10
23433642	Cylindrical, Exit (ATH, 8AT) JD YAL	\$21.00
23538077	Mortise, Exit (All Except ATH, 8AT) LD for Everest Cylinders	\$1.10
23538085	Mortise, Exit (All Except ATH, 8AT) LD for Classic Cylinders	\$1.10
46929456	Mortise, Exit (All Except ATH, 8AT) BD, BDC	\$17.10
23443427	Mortise, Exit (All Except ATH, 8AT) LD SAR	\$3.50
23443435	Mortise, Exit (All Except ATH, 8AT) JD SAR & JD COR	\$22.30
23443443	Mortise, Exit (All Except ATH, 8AT) JD YAL	\$28.50
N523-091	Exit (All Except ATH, 8AT) JD, RD, TD	\$17.10

Pricing/product description subject to change without notice

Part Number	Description	List
<b>10-PIECE TAIL PIECE FOR BULK PACK CYLINDER (BY CHASSIS, BY CORE TYPE, BY MECHANISM)</b>		
09-418	Cylindrical, Exit (ATH, 8AT) LD- Classic Conventional Tail Piece Pack	\$7.40
09-417	Cylindrical, Exit (ATH, 8AT) LD- Everest Conventional and Primus Tail Piece Pack	\$7.40
46928768	Mortise, Exit (All Except ATH, 8AT) LD- Classic Conventional Tail Piece Pack	\$8.80
46928776	Mortise, Exit (All Except ATH, 8AT) LD- Everest Conventional and Primus Tail Piece Pack	\$8.80
<b>10 PC BULK PACK: OUTSIDE SPRING CAGE &amp; TAIL PIECE KIT for SCHLAGE – (BY CHASSIS, BY CORE TYPE)</b>		
<b>CYLINDRICAL</b>		
23593270	CYLINDRICAL, SCHLAGE, KIL	\$417.00
23593288	CYLINDRICAL, SCHLAGE, FSIC	\$440.00
23593304	CYLINDRICAL / MORTISE, SCHLAGE, SFIC	\$682.00
<b>MORTISE</b>		
23593346	MORTISE, SCHLAGE, KIL	\$928.00
23593353	MORTISE, SCHLAGE, FSIC	\$1,384.00
23593304	CYLINDRICAL / MORTISE, SCHLAGE, SFIC	\$682.00
<b>EXIT (All Styles except ATHENS)</b>		
23593403	EXIT, SCHLAGE, KIL	\$483.00
23593411	EXIT, SCHLAGE, FSIC	\$492.00
23593437	EXIT, SCHLAGE, SFIC	\$743.00
<b>EXIT (ATHENS only)</b>		
23593486	EXIT, SCHLAGE, KIL	\$483.00
23593494	EXIT, SCHLAGE, FSIC	\$492.00
23593510	EXIT, SCHLAGE, SFIC	\$1,160.00
<b>SINGLE PCS: OUTSIDE SPRING CAGE &amp; TAILPIECE KIT for NON-SCHLAGE (BY CHASSIS, BY OEM, BY CORE TYPE)</b>		
<b>CYLINDRICAL</b>		
23593312	23593312 N N SL CYLINDRICAL, SARGENT, KIL	\$204.00
23593320	23593320 N N SL CYLINDRICAL, SARGENT/CORB, FSIC	\$217.00
23593338	23593338 N N SL CYLINDRICAL, YALE, FSIC	\$229.00
<b>MORTISE</b>		
23593379	23593379 N N SL MORTISE, SARGENT, KIL	\$204.00
23593387	JD SAR, JD COR Mortise outside spring cage & tail piece kit	\$217.00
23593395	JD YAL Mortise outside spring cage & tail piece kit	\$221.00
<b>EXIT (All Lever Styles except ATHENS)</b>		
23593445	LD SAR Exit (All except ATH, 8AT) outside spring cage & tail piece kit	\$204.00
23593452	JD SAR Exit (All except ATH, 8AT) outside spring cage & tail piece kit	\$222.00
23593460	JD COR Exit (All except ATH, 8AT) outside spring cage & tail piece kit	\$218.00
23593478	JD YAL Exit (All except ATH, 8AT) outside spring cage & tail piece kit	\$229.00
<b>EXIT (Only with ATHENS lever)</b>		
23593536	LD SAR Exit (ATH, 8AT) outside spring cage & tail piece kit	\$204.00
23593544	JD SAR, JD COR SAR Exit (ATH, 8AT) outside spring cage & tail piece kit	\$223.00
23593551	JD YAL Exit (ATH, 8AT) outside spring cage & tail piece kit	\$229.00

Pricing/product description subject to change without notice

Part Number	Description	List
<b>ESCUTCHEON, EXTERIOR Single Piece - (BY CHASSIS, BY CYLINDER, BY FINISH) (Must designate Finish: 46928743 - 606)</b>		
	CYLINDRICAL and EXIT (All Cylinder Types)	
<b>46928743</b>	ESCUTCHEON, EXTERIOR, CYLINDRICAL/EXIT, AD-LOCK. All Cylinder Types (626 Finish)	<b>\$50.00</b>
	ESCUTCHEON, EXTERIOR, CYLINDRICAL/EXIT, AD-LOCK All Cylinder Types (605, 606, 612, 619, 625, 643e, 626 AM Finish)	<b>\$70.00</b>
<b>MORTISE (All Cylinder Types Except GD/BD - SFIC)</b>		
46928750	ESCUTCHEON, EXTERIOR, MORTISE, AD-LOCK (626 Finish)	<b>\$50.00</b>
	ESCUTCHEON, EXTERIOR, MORTISE, AD-LOCK (605, 606, 612, 619, 625, 643e, 626 AM Finish)	<b>\$70.00</b>
<b>MORTISE (GD/BD-SFIC Only)</b>		
46928743	ESCUTCHEON, EXTERIOR, AD-LOCK. Mortise with SFIC (626 Finish)	<b>\$50.00</b>
	ESCUTCHEON, EXTERIOR, AD-LOCK Mortise with SFIC (605, 606, 612, 619, 625, 643e, 626 AM Finish)	<b>\$70.00</b>
<b>10 PC BULK PACK- ESCUTCHEON, EXTERIOR- (BY CHASSIS, BY FINISH) (Must designate Finish: 23608532-626)</b>		
<b>Bulk Pack: CYLINDRICAL and EXIT (All Cylinder Types)</b>		
<b>23608532</b>	ESCUTCHEON, EXTERIOR, CYLINDRICAL/EXIT, 10 PC BULK PACK,AD-LOCK. All Cylinder Types (626 Finish)	<b>\$378.00</b>
	ESCUTCHEON, EXTERIOR, CYLINDRICAL/EXIT, 10 PC BULK PACK,AD-LOCK. All Cylinder Types (605, 606, 612, 619, 625, 643e, 626 AM Finish)	<b>\$495.00</b>
<b>Bulk Pack: MORTISE (All Cylinder Types Except GD/BD - SFIC)</b>		
<b>23608540</b>	ESCUTCHEON, EXTERIOR, MORTISE, 10 PC BULK PACK,AD-LOCK (626 Finish)	<b>\$378.00</b>
	ESCUTCHEON, EXTERIOR, MORTISE, 10 PC BULK PACK,AD-LOCK (605, 606, 612, 619, 625, 643e, 626 AM Finish)	<b>\$495.00</b>
<b>Bulk Pack: MORTISE (GD/BD-SFIC Only)</b>		
<b>23608532</b>	ESCUTCHEON, EXTERIOR, MORTISE, 10 PC BULK PACK,AD-LOCK with SFIC (626 Finish)	<b>\$378.00</b>
	ESCUTCHEON, EXTERIOR, MORTISE, 10 PC BULK PACK,AD-LOCK with SFIC (605, 606, 612, 619, 625, 643e, 626 AM Finish)	<b>\$495.00</b>
<b>STRIKE PLATE - (BY FINISH, BY SHAPE, BY LIP) (Must designate Lip and Finish: 10-025-118-626)</b>		
<b>CYLINDRICAL</b>		
<b>10-025</b>	ANSI, no box, 1-1/4" x 4-7/8", Standard with Lip 1-3/16"	<i>See Pg ND-13 in PB 71</i>
<b>10-013</b>	Square corner, T-strike, box, 1-1/8" x 2-3/4" with 1-1/8" Lip	<i>See Pg ND-13 in PB 71</i>
<b>10-013</b>	Square corner, T-strike, box, 1-1/8" x 2-3/4" with 1-1/2" Lip	<i>See Pg ND-13 in PB 71</i>
<b>10-016</b>	Square corner, T-strike, deep box, 1-1/8" x 2-3/4" with 1-1/8" Lip, Use with Fire door latch	<i>See Pg ND-13 in PB 71</i>
<b>10-025</b>	ANSI, no box, 1-1/4" x 4-7/8", Standard with 1-3/4" or 1-1/2" Lip	<i>See Pg ND-13 in PB 71</i>
<b>K510-066</b>	Box for ANSI strike	<i>See Pg ND-13 in PB 71</i>
<b>MORTISE DEADBOLT</b>		
<b>10-072</b>	1-1/4" x 4-7/8" Square corner, box, standard with Lip at 1-3/16", 7/8", 1", 1-1/2", 1-3/4", or 2"	<i>See Pg L-35 in PB 71</i>
<b>10-075</b>	1/2" Rabbeted	<i>See Pg L-35 in PB 71</i>
<b>37-015</b>	Strike frame reinforcer	<i>See Pg L-35 in PB 71</i>
<b>XL11-820</b>	Strike, One hole for latching Functions, RH & LHR door, 1 3/16" Lip	<b>\$18.90</b>
<b>XL11-821</b>	Strike, One hole for latching Functions, LH & RHR door, 1 3/16" Lip	<b>\$18.90</b>
<b>MORTISE ARMOR FRONT - (BY FINISH, BY STYLE, BY WIDTH) (Must designate Finish: 09-663-626)</b>		
<b>09-663</b>	Armor, 1 1/4" Wide Square Corner, Latch x Auxiliary latch (FOR DOOR RANGE 1-3/4" TO 2-3/4")	<b>\$23.60</b>
<b>09-666</b>	Armor, 1 1/4" Wide Square Corner, Latch x Auxiliary latch x Deadbolt (FOR DOOR RANGE 1-3/4" TO 2-3/4")	<b>\$23.60</b>
<b>09-669</b>	Armor, 1 1/16" Wide Square Corner, Latch x Auxiliary latch (FOR DOOR RANGE 1-3/8" TO 1-5/8")	<b>\$23.60</b>
<b>09-672</b>	Armor, 1 1/16" Wide Square Corner, Latch x Auxiliary latch x Deadbolt (FOR DOOR RANGE 1-3/8" TO 1-5/8")	<b>\$23.60</b>
<b>CYLINDRICAL LATCH ASSEMBLY - (BY BACKSET, BY WIDTH, BY THROW)</b>		
<b>14-051</b>	2-3/8" backset, _" size Latchbolt	<b>\$74.60</b>
<b>13-049</b>	2-3/4" backset, _" size Latchbolt	<b>\$57.30</b>
<b>14-050</b>	3-3/4" backset, _" Latchbolt	<b>\$68.70</b>
<b>14-049</b>	2-3/4" backset, _" size Latchbolt	<b>\$228.00</b>
<b>43-001</b>	5" backset link, _" Latchbolt Extension	<b>\$20.20</b>

Pricing/product description subject to change without notice

# Parts



Part Number	Description	List
<b>LOCK RETRACTOR / CASE - (BY CHASSIS)</b>		
46928800	RETRACTOR, CYLINDRICAL	\$200.00
46928818	CHASSIS, MORTISE W/O DEADBOLT 1 1/16" (FOR DOOR RANGE 1-3/8" TO 1-5/8") NARROW	\$261.00
46928826	CHASSIS, MORTISE W/O DEADBOLT 1 1/4" (FOR DOOR RANGE 1-3/4" TO 2-3/4")	\$261.00
46928834	CHASSIS, MORTISE W/ DEADBOLT 1 1/16" (FOR DOOR RANGE 1-3/8" TO 1-5/8") NARROW	\$327.00
46928842	CHASSIS, MORTISE W/ DEADBOLT 1 1/4" (FOR DOOR RANGE 1-3/4" TO 2-3/4")	\$327.00
<b>WIRELESS COMM MODULE COVER – (BY FUNCTION, BY FINISH) (Must specify Finish: 46928875 -626)</b>		
46928875	WIRELESS COMM MODULE COVER W/ IPB + FASTENERS	\$40.00
46928883	WIRELESS COMM MODULE COVER W/ INDICATOR + FASTENERS	\$35.00
<b>WIRELESS PCB WITH FASTENERS &amp; STANDOFFS</b>		
46928941	WIRELESS PCB WITH FASTENERS & STANDOFFS	\$200.00
<b>HARDWIRED PCB WITH FASTENERS &amp; JUMPERS</b>		
46928958	HARDWIRED PCB WITH FASTENERS & JUMPERS	\$150.00
<b>INTERIOR COVER HARDWARE KIT BY FINISH (Must specify Finish: 46928966 -626)</b>		
46928966	SCREWS, WIRELESS COMM COVER (2), SCREW, OFFLINE / HARDWIRED COMM COVER (1), SCREW, 4B BATTERY COVER (1), SCREW, 8B BATTERY COVER (1)	\$25.00
46928966 - Other Finishes	SCREWS, WIRELESS COMM COVER (2), SCREW, OFFLINE / HARDWIRED COMM COVER (1), SCREW, 4B BATTERY COVER (1), SCREW, 8B BATTERY COVER (1)	\$25.00
<b>FOIL GASKET, WIRELESS</b>		
46928974	46928974 N N SL (FOIL GASKET, WIRELESS, AD-LOCK)	\$12.00
<b>GASKET, INTERIOR BASEPLATE</b>		
46928982	46928982 N N SL (GASKET, INTERIOR BASE PLATE, AD-LOCK)	\$20.00
<b>INTERIOR BASEPLATE SUB-ASSEMBLY - By Chassis (Must Designate Class and Function and Handing: 46928990-200-70) - RH CYLINDRICAL and MORTISE</b>		
46928990	"BASE PLATE SUB-ASSEMBLY, INTERIOR, CYLINDRICAL / MORTISE WITH & WITHOUT DEADBOLT, with Springcage (LESS LEVER + LESS ESCUTCHEON COVER )" )"	\$550.00
<b>INSIDE SPRING CAGE WITH 2 SCREWS</b>		
46929006	INSIDE SPRING CAGE, WITH MOUNTING SCREWS -AD-LOCK	\$32.00
<b>INSIDE LEVER, CLOSED - (BY STYLE, BY FINISH) (Must designate Style and Finish: 03-030-SPA-626)</b>		
03-030	INSIDE LEVER, CLOSED	\$85.10
<b>INSIDE ESCUTCHEON COVER – (BY CHASSIS, BY FINISH) (Must designate Finish) CYLINDRICAL and MORTISE</b>		
46929014 - 626	CYLINDRICAL/MORTISE Escutcheon, Interior (with fasteners to baseplate)	\$45.00
46929014 - all other Finishes	CYLINDRICAL/MORTISE Escutcheon, Interior (with fasteners to baseplate)	\$65.00
<b>MORTISE DEADBOLT</b>		
46929022 - 626	MORTISE DEADBOLT Escutcheon, Interior (with fasteners to baseplate)	\$45.00
46929022 - All Other Finishes	MORTISE DEADBOLT Escutcheon, Interior (with fasteners to baseplate)	\$65.00

Pricing/product description subject to change without notice



Part Number	Description	List
<b>INTERIOR ALIGNMENT PLATE KIT</b>		
46929030	"INTERIOR ALIGNMENT PLATE KIT (INSIDE MOUNTING PLATE + SCREWS TO DOOR + SCREWS TO POST ON EXTERIOR BASE PLATE)"	\$30.00
<b>MAIN PCB WITH BATTERY LEAD WITH 4 SCREWS (Must Designate Class: 46929048-200)</b>		
46929048	46929048 N N SL (MAIN PCB WITH BATTERY LEAD WITH 4 SCREWS, AD-LOCK )	\$385.00
<b>FOUR BATTERY HOLDER WITH STRAP AND 2 SCREWS</b>		
46929063	4AA, BATTERY HOLDER WITH CABLE, BATTERY STRAP, FASTENERS (2)	\$15.00
<b>EIGHT BATTERY HOLDER WITH STRAP AND 2 SCREWS</b>		
46929097	8AA, BATTERY HOLDER WITH CABLE, BATTERY STRAP, FASTENERS (2)	\$30.00
<b>EIGHT BATTERY COVER WITH FASTENER - (Must designate Finish)</b>		
46929105	EIGHT BATTERY COVER WITH FASTENERS, AD-LOCK	\$35.00
<b>DEADBOLT THUMB TURN ASSEMBLY WITH E-CLIP - (Must designate Finish)</b>		
46929113	DEADBOLT THUMB TURN ASSEMBLY WITH E-CLIP	\$20.00
<b>DOOR POSITION SWITCH</b>		
46929121	DOOR POSITION SWITCH	\$19.00
<b>REX SWITCH, LEAF SPRING AND FASTENERS for CY, MS, MD only</b>		
46929139	REX SWITCH, LEAF SPRING AND FASTENERS	\$20.00
<b>LITHIUM BATTERY</b>		
46929147	LITHIUM BATTERY	\$7.00
<b>FOUR AA BATTERIES</b>		
F206-488	4AA BATTERIES	\$8.00
<b>GASKET KIT , OUTSIDE</b>		
46929162	EXTERIOR GASKET KIT (COVER SEAL, SPINDLE + GASKET, BASE PLATE EXTERIOR + O-RING, READER)	\$30.00
<b>DOOR THICKNESS KIT - (BY CHASSIS, BY DOOR THICKNESS) Must indicate door thickness: 46929170 - 138</b>		
<b>CYLINDRICAL</b>		
46929170	"Cylindrical (MOUNTING BOLTS, BASE PLATE + MOUNTING BOLTS, READER + SPINDLES + SPRINGS + SCREW, FIRE PLATE + PIN WRENCH + STANDOFFS)"	
	1-3/4" - Standard	\$30.00
	1-3/8"	\$98.00
	1-1/2"	\$70.00
	1-5/8"	\$50.00
	1-7/8" thru 2-3/4"	\$30.00
<b>MORTISE</b>		
46929178	"Mortise (MOUNTING BOLTS, BASE PLATE + MOUNTING BOLTS, READER + SPINDLES + SPRINGS + SCREW, FIRE PLATE + PIN WRENCH + STANDOFFS)"	
	1-3/4" - Standard	\$30.00
	1-3/8"	\$98.00
	1-1/2"	\$70.00
	1-5/8"	\$50.00
	1-7/8" thru 2-3/4"	\$30.00

Pricing/product description subject to change without notice

# Parts



Part Number	Description	List
<b>EXIT DEVICE MOUNTING PLATE - (Must designate Finish: 46929220-626)</b>		
46929220	"PLATE, UNIVERSAL EXIT MOUNTING, SCREWS, MOUNTING TO BASE PLATE (2)"	\$45.00
<b>EXIT SPACER, INTERIOR BASE PLATE FOR SVR</b>		
46929238	"SPACER - BASE PLATE, SCREWS - BASE PLATE MOUNTING, SCREWS - SURFACE MOUNT "	\$27.50
<b>EXIT SPACER, INTERIOR WIRELESS COVER FOR SVR</b>		
46929246	SPACER-WIRELESS COVER, SCREWS-SURFACE MOUNT	\$20.00
<b>EXIT BASE PLATE, INTERIOR SUB-ASSEMBLY (Must designate Class: 46929253-200)</b>		
46929253	"BASE PLATE, INTERIOR EXIT SUB-ASSEMBLY,( LESS ESCUTCHEON + LESS BATTERY COVER + LESS COMM COVER)"	\$400.00
<b>GASKET, INTERIOR EXIT TRIM</b>		
46929261	GASKET, INTERIOR EXIT TRIM	\$16.00
<b>INSIDE EXIT ESCUTCHEON WITH FASTENER - (BY FINISH)</b>		
46929279 - 626	INSIDE EXIT ESCUTCHEON WITH FASTENER (WITH FASTENERS TO BASE PLATE) - 626	\$35.00
46929279 -	INSIDE EXIT ESCUTCHEON WITH FASTENER (WITH FASTENERS TO BASE PLATE) - All Other Finishes	\$55.00
All other Finishes		
<b>EXIT MOUNTING HARDWARE KIT - (BY DEVICE TYPE, BY DOOR THICKNESS)</b>		
46929287	"EXIT MOUNTING HARDWARE KIT (BOLTS, UPPER MOUNTING + SEX-BOLTS, LOWER MOUNTING + BOLTS, READER MOUNTING)"	\$50.00
<b>EXIT SPINDLE &amp; HUB KIT - (BY DEVICE TYPE)</b>		
46929295	"EXIT SPINDLE & HUB KIT (TAIL PIECE + PINE TREE CLIP + EXIT SPINDLE COVER + SCREW, SPINDLE COVER + HUB + SPRING, EXIT TAIL PIECE)"	\$25.00
<b>TAIL PIECE KIT, Exit Trim - (BY DEVICE TYPE)</b>		
46929303	TAIL PIECE KIT (TAIL PIECE + PINE TREE CLIP)	\$12.00
<b>DRILL BIT (SAME AS LAGACY) - [SEE NOTE B]</b>		
P511472	DRILL BIT FOR 3/8" VIP/AD-300	\$573.00

Pricing/product description subject to change without notice

## All Components below listed in PB23 are discounted as AD-Series Lock

Part Number	Description	List
<b>READER MODULE ASSEMBLY - (Must designate Reader Type and Finish: MTK-626)</b>		
		See Price Book
<i>See Pg AD-30 in PB 22</i>	READER MODULE	<i>See Pg AD-34 in PB 23</i>
<b>WIRELESS UPGRADE KIT - (BY COLOR, BY FUNCTION) - [SEE NOTE A]</b>		
<b>COM400P</b>	COM400P BRN N N SL (WIRELESS COMM UPGRADE KIT PUSH BUTTON 605/606/612/643E )	<i>See Pg AD-34 in PB 23</i>
	COM400P GRY N N SL (WIRELESS COMM UPGRADE KIT PUSH BUTTON 626/625/619 )	<i>See Pg AD-34 in PB 23</i>
<b>COM400L</b>	COM400L GRY N N SL (WIRELESS COMM COVER LENS 626/625/619 )	<i>See Pg AD-34 in PB 23</i>
	COM400L BRN N N SL (WIRELESS COMM COVER LENS 605/606/612/643E )	<i>See Pg AD-34 in PB 23</i>
<b>HARDWIRED UPGRADE KIT – (BY COLOR, BY FUNCTION) (Must designate Finish) (COM300P - 626)</b>		
<b>COM300P</b>	HARDWIRED COMM UPGRAD KIT PUSH BUTTON	<i>See Pg AD-34 in PB 23</i>
<b>COM300L</b>	HARDWIRED COMM UPGRADE KIT LENS	<i>See Pg AD-34 in PB 23</i>
<b>HARDWIRED / OFF-LINE COMM MODULE COVER – (BY FUNCTION, BY FINISH) (COM200C - 626)</b>		
<b>COM200C</b>	Offline Comm Cover	<i>See Pg AD-34 in PB 23</i>
<b>COM200P</b>	Offline Comm Cover w/ Interior Push Button	<i>See Pg AD-34 in PB 23</i>
<b>COM200L</b>	Offline Comm Cover w/ Interior Lens	<i>See Pg AD-34 in PB 23</i>
<b>FOUR BATTERY HOLDER KIT – (Must Designate Finish)</b>		
<b>4B</b>	FOUR BATTERY HOLDER KIT, AD-LOCK	<i>See "4B" on Pg AD-35 in PB 23</i>
<b>FOUR BATTERY COVER WITH FASTENERS - (BY FINISH)</b>		
<b>4C</b>	FOUR BATTERY COVER WITH FASTENERS, AD-LOCK	<i>See "4C" on Pg AD-35 in PB 23</i>
<b>EIGHT BATTERY HOLDER KIT</b>		
<b>8B</b>	8AA, BATTERY HOLDER WITH CAB	<i>See "8B" on Pg AD-35 in PB 23</i>
<b>DECORATIVE PLATES 630- (BY FINISH BY SIZE) Other finishes in 643e and 605 available, contact customer service</b>		
<b>23451735</b>	DECO PLATE SMALL	<i>See on Pg AD-35 in PB 23</i>
<b>23451727</b>	DECO PLATE MEDIUM	<i>See on Pg AD-35 in PB 23</i>
<b>23451719</b>	DECO PLATE LARGE	<i>See on Pg AD-35 in PB 23</i>
<b>SHIM PLATES - (BY DOOR THICKNESS, BY COMM TYPE)</b>		
<b>23458599</b>	SHIMPLATE , OUTSIDE	<i>See on Pg AD-35 in PB 23</i>
<b>23458607</b>	SHIMPLATE , INSIDE ASSY	<i>See on Pg AD-35 in PB 23</i>
<b>23458565</b>	SHIM PLATE, INSIDE ASSEMBLY	<i>See on Pg AD-35 in PB 23</i>
<b>TAMPER TORX SCREW PACK - (BY FINISH, BY CHASSIS) - (Must designate Finish) (23538812 - 626)</b>		
<b>23538812</b>		<i>See on Pg AD-35 in PB 23</i>
<b>23538820</b>		<i>See on Pg AD-35 in PB 23</i>
<b>23538838</b>		<i>See on Pg AD-35 in PB 23</i>

Pricing/product description subject to change without notice

## Main Boards

**Note:** Replacing any main board in the field creates a risk of the HandKey falling outside of acceptable calibration range. It is recommended that units be sent back to the factory to have the main board calibrated to the camera.

Price does not include memory upgrades. Custom configurations must be noted on PO.

### F-Series

Readers built after 2003, or readers that have been upgraded to main boards with a push-button reset switch.

<b>S-PC-HK2-F3</b>	HandKey II Main PCB - F3	<b>Discontinued</b>
--------------------	--------------------------	---------------------

### F-Series Original Generation

Readers built before 2004, can be identified by a 5 position DIP switch.

<b>S-PC-HK2-RB</b>	HandKey II Main PCB Battery Backup Ready	<b>\$664.00</b>
--------------------	--	-----------------

### E-Series

Price does not include memory or modem upgrades.

<b>S-PC-E06</b>	Main PCB Version 6	<b>\$709.00</b>
-----------------	--------------------	-----------------

## Top Panels

### F-Series

<b>S-TP-HK2</b>	HandKey II Top Panel Assembly	<b>\$327.00</b>
-----------------	-------------------------------	-----------------

### E-Series

<b>S-TP-HK</b>	ID3D-R Top Panel Assembly	<b>\$338.00</b>
----------------	---------------------------	-----------------

## Overlays

### F-Series

<b>OVLY HK-2</b>	HandKey II Overlay	<b>\$60.00</b>
------------------	--------------------	----------------

## Terminal Strips

### F-Series

Readers built after 2003, or readers that have been upgraded to main boards with a push button reset switch.

<b>S-TS-F02</b>	Terminal Strip / connector 2 pin (pack of 5)	<b>\$65.00</b>
<b>S-TS-F03-F3</b>	Terminal Strip / connector 3 pin - F3 (pack of 5)	<b>\$65.00</b>
<b>S-TS-F04-F3</b>	Terminal Strip / connector 4 pin - F3 (pack of 5)	<b>\$65.00</b>
<b>S-TS-F06-F3</b>	Terminal Strip / connector 6 pin - F3 (pack of 5)	<b>\$65.00</b>
<b>S-TS-F08-F3</b>	Terminal Strip / connector 8 pin - F3 (pack of 5)	<b>\$65.00</b>
<b>S-TS-FPK-F3</b>	Terminal Strip / connector pack - 2,3,4,6,8 pin (F3 Series)	<b>\$65.00</b>

### F-Series Original Generation

Readers built before 2004, can be identified by a 5 position DIP switch.

<b>S-TS-F02</b>	Terminal Strip / connector 2 pin (pack of 5)	<b>\$65.00</b>
<b>S-TS-F06</b>	Terminal Strip / connector 6 pin (pack of 5)	<b>\$65.00</b>
<b>S-TS-F08</b>	Terminal Strip / connector 8 pin (pack of 5)	<b>\$65.00</b>
<b>S-TS-F12</b>	Terminal Strip / connector 12 pin (pack of 5)	<b>\$65.00</b>
<b>S-TS-FPK</b>	Terminal Strip / connector pack - 6,8,12 pin	<b>\$65.00</b>

### E-Series

<b>S-TS-E10</b>	Terminal Strip - 10 pin	<b>\$21.00</b>
<b>S-TS-E12</b>	Terminal Strip - 12 pin	<b>\$21.00</b>

## EPROMS

### F-Series

Contact technical services for assistance selecting the proper version.

<b>S-PR-F00</b>	EPROM Upgrade original F-Series	<b>\$32.00</b>
<b>S-PR-F00-F3</b>	EPROM Upgrade current F-Series	<b>\$32.00</b>

### E-Series

<b>S-PR-E00</b>	EPROM Replacement Kit (specify version)	<b>\$65.00</b>
-----------------	---	----------------

## Platens

### F-Series

<b>S-PL-F30</b>	Complete platen assembly with antimicrobial and blue hand outline	<b>\$217.00</b>
<b>S-PL-F</b>	Platen overlay with antimicrobial and blue hand outline	<b>\$108.00</b>

### E-Series

<b>S-PL-E20</b>	Replacement Platen	<b>\$87.00</b>
-----------------	--------------------	----------------

## Keys

### F-Series

<b>S-KY-F00</b>	Spare Keys (pack of 5)	<b>\$87.00</b>
<b>S-KY-TX-ENCL</b>	Spare Keys for TX-ENCL enclosure	<b>\$42.00</b>

### E-Series

<b>S-KY-E00</b>	Spare Keys (pack of 5)	<b>\$87.00</b>
-----------------	------------------------	----------------

Pricing/product description subject to change without notice

## Mounting Kits

### F-Series

<b>S-RP-F00</b>	Back Plate, rear sheet metal with hardware. <b>Note:</b> Serial numbers are required	<b>\$65.00</b>
<b>S-WM-F00-F3</b>	Wall Mount Bracket with hardware	<b>\$87.00</b>

### E-Series

<b>S-EBD</b>	Back Door Assembly	<b>\$75.00</b>
<b>WM-200</b>	Recessed Wall Mount Kit	<b>\$250.00</b>
<b>WM-201</b>	Surface Wall Mount Kit	<b>\$250.00</b>
<b>S-RW-DOR</b>	ID3D-RW and LH100-RW Replacement Door assembly with hardware	<b>\$174.00</b>
<b>S-RW-SPR</b>	ID3D-RW and LH100-RW Replacement Spring	<b>\$21.00</b>

## Shipping Boxes

<b>S-SB-F00</b>	F-Series Shipping Box with foam inserts	<b>\$32.00</b>
<b>S-SB-E00</b>	E-Series Shipping Box with foam inserts	<b>\$32.00</b>

## Ship Kits

<b>S-SK-HK-2-CR</b>	Replacement Ship Kit for HandKey II	<b>\$137.00</b>
---------------------	-------------------------------------	-----------------

## Cables

### F-Series

<b>S-CB-232-F3</b>	RS-232 Cable 50'	<b>\$32.00</b>
--------------------	------------------	----------------

## E-Series Miscellaneous

<b>S-FP-E30</b>	Finger Pin Set E6 plastic sleeves with hardware	<b>\$32.00</b>
<b>S-KP-E00</b>	Indoor Keypad	<b>\$42.00</b>
<b>S-KP-OUT</b>	Keypad for outdoor environments	<b>\$277.00</b>
<b>S-PC-ELCD</b>	LCD Assembly	<b>\$87.00</b>





Ingersoll Rand's Security Technologies Sector is a leading global provider of products and services that make environments safe, secure and productive. The sector's market-leading products include electronic and biometric access-control systems; time-and-attendance and personnel scheduling systems; mechanical locks; portable security; door closers, exit devices, architectural hardware, and steel doors and frames; and other technologies and services for global security markets.

877.671.7011

[www.schlage.com](http://www.schlage.com)    [www.ingersollrand.com](http://www.ingersollrand.com)