




COMMERCIAL PRODUCT GUIDE



PRO-LOK[®]

PRO-LOK[®]

Soft comfortable handle
allows for easy use

**NO ELECTRICITY
NEEDED**

Heavy duty Top Jaw allows
for easier and tighter
key clamping

Slide the Code Bar to easily
change the punching depth

Automatic spacing allows for
continuous key punching

Decodes cut depths for rekeying and code cutting
to factory specifications and tolerances

Blue Punch[™] Key Machines

PRO-LOK™

The Blue Punch™ Key Machine is a dedicated punch machine designed to provide factory original keys. The Blue Punch™ Key Machine creates keys at the speed of a duplicator and is fast, extremely accurate, and easy to use. The Blue Punch™ Key Machine is set up at the factory to provide automatic spacing and depth. An ideal key machine for the system integrator, commercial locksmith, hotels, housing complexes, schools, and other institutions. Fast and easy to use, the Blue Punch™ is a precision machine to the tightest tolerances. Portable, dependable, and hand operated - no electrical outlet needed.

BLUE PUNCH KEY MACHINE™ KEYWAY SPECIFICS

ITEM #	DESCRIPTION	SPECIFIC KEYWAYS
BP201ARFC	ARROW FLEXCORE	• Arrow Flexcore 51, 52, 53, 54, 61, 81, 83, 84 * will cut A3 & A4 w/purchase of code bar
BP201C70	CORBIN C70	• Most Popular Corbin System 70 Keyways 59 Series A1, A2, B1, B2, D2 60 Series 6 pin
BP201DE	DEXTER / MASTER	• Master Door Locks, All Dexter Cylinder
BP201FW	FALCON / WEISER	• Falcon Standard (Non I/C) - *will Not Cut 8 Or 9 Depths, All Weiser Cylinders
BP201HA	HAGER	• Hager Key Sections H (I.E. H1, H2, H3, H12, H23, H123, etc)
BP201IC	I-CORE	• A2 Standard Interchangeable Core (I/C) - * will cut A3 & A4 w/purchase of code bar • Best, Falcon & Arrow Small Format I/C Key Sections A-R, TA-TE, W Arrow 1A-4D • Exclusions: Arrow Flexcore, Kaba Peaks, Insta-Key
BP201IC-A3	I-CORE A3 SYSTEM	• Interchangeable Core (I/C) A3 System * will cut A2 & A4 w/purchase of code bar
BP201IC-A4	I-CORE A4 SYSTEM	• Interchangeable Core (I/C) A4 System * will cut A2 & A3 w/purchase of code bar
BP201KW	KWIKSET	• Kwikset Standard - *Titan - *Will Not Cut Square 1st Cut, Yale residential
BP201MB	MARSHALL BEST	• Marshall Best Keyways. Call PRO-LOK for keyway verification.
BP201SC	SCHLAGE - CLASSIC	• Schlage Classic (Including I/C) Obverse Key Sections Only C, CE, E, EF, F, FG, G, H, J, K, L (Aftermarket L Blanks Only) • Primus - Same Key Sections As Obverse Except A "P" Has Been Added To Keyway # (ie: CP, CEP, EP, ...Etc.) • Schlage Everest - C Key Sections (I.E. C123, C124, C126, C135, C145..... etc.) (Including I/C) • Everest Primus - Uses Same Names • Everest 29 S Key Sections (S + 3 Digits) • Exclusions: Numbered Key Sections, Quad Key Sections, Reverse Key Sections, Everest-B (B+3 Digits), Everest-D (D+3 Digits)
BP201SCB	SCHLAGE -SMALL FORMAT	• Schlage Everest - B Key Sections Only - B123, B125, B234, B235, All Other Keys With A B + 3 Digits • Everest 29 R Key Sections (R + 3 Digits) * will cut A3 & A4 w/purchase of code bars
BP201SCD	SCHLAGE - EVEREST D	• Schlage Everest - D Key Sections Only - D120, D123, D124, D134, D135, D145, D234, D235, D245, D345, All Other Keys With a D + 3 Digits • Everest 29 T Key Sections (T + 3 Digits)
BP201SCRV	SCHLAGE - REVERSE	• Schlage Reverse Sections - D,DQ,Q,QS,S,T,U,V,W & Y
BP201WK	WESLOCK	• All Weslock Cylinders
BP201YA	YALE	• Yale Key Sections Only - 2A, 2C, 2D, 2E, 2F

BLUE PUNCH KEY MACHINE™ PARTS AND ACCESSORIES

BP-CASE

Blue Punch Case



Take your Blue Punch™ almost anywhere with this specialty constructed Blue Punch™ case. The case is designed from rugged hard plastic and includes a sturdy handle to make transportation easier. The inside has a customized area to support your Blue Punch™ machine and a special area for your code bar.

ZBPKA

Red Knob Assembly

BP-SPCAR

Carriage Spring

BP-SPHAN

Handle Springs
Includes: 2 Handle Springs

BP-SPFEEET

Rubber Foot Kit
Includes: 4 feet and 4 screws

PRO-LOK®

Quality Solid Construction

Machined aluminum with hardened bushings

Easy Backset Changing

Turn backset knobs 180 degrees to positive ball bearing lock. Change the backset from 2-3/8" to 2-3/4" in a instant!

Durable powder coat finish

Large comfortable knobs

Eight quality recessed rubber pads help to protect the door finish

2-1/8" hole size

1-1/2" hole size

Easy to Change Hole Sizes

This Jig is unique by easily changing back & forth between 2-1/8" and 1-1/2" holes. Replaceable bushing plates are removed & switched with two screws.

Door thickness adjustment allows you to easily adjust the jig to the thickness of the door. The brass bushing keeps the adjustment knob properly aligned.

Standard Installation Jig



**INJIG-KJ
Killer Jig Installation Kit**

The Killer Jig is made from lightweight machined aluminum with hardened bushings and a durable powder coated finish. The large comfortable knobs and door thickness adjustment allows you to easily adjust the jig to the thickness of the door. The eight recessed rubber pads help protect the door's finish. The easy backset changing and easy to change hole sizes not only saves you valuable time, but our high quality cutters will save you money. The professional quality helps to make better installations.

* Includes every item # below.

INJIG-100

Heavy Duty Strike Plate Marker

Tool for marking the wood frame for mortising many standard deadbolt strike plates.

* Replacement part for item # INJIG-KJ

INJIG-101

Heavy Duty Latch Marker

Tool for marking the wood door for mortising many standard deadbolt and latch face plates.

* Replacement part for item # INJIG-KJ

INJIG-102

Heavy Duty Deadbolt Marker

Tool for marking the wood door for mortising many commercial deadbolt and latch face plates.

* Replacement part for item # INJIG-KJ

INJIG-104

Heavy Duty Lip Strike Marker

Tool for marking the wood frame for mortising many standard dead-latch strike plates.

* Replacement part for item # INJIG-KJ

INJIG-108KJ

Killer Jig (Jig only)

Quality solid construction, easy backset changing, easy to change hole sizes, rubber pads to protect the door, large comfortable knobs, easy door thickness adjustment, durable powder coat finish.

INJIG-114

Heavy Duty Carrying Case

Custom molded case with heavy-duty polyurethane interior to protect and store INJIG-KJ tools.

* Replacement part for item # INJIG-KJ

INJIG-116

Strike Locator

After the 1" edge bore is drilled, insert Strike Locator into the hole, close the door, press Strike Locator toward the frame and the sharp center marks the frame where to drill for proper latch or deadbolt alignment.

INJIG-118

Heavy Duty 1-1/2" Multi-Spur Bit

Quality spur bit will last longer and cut more holes. For use on locks requiring a 1-1/2" cross bore on wood doors.

* Replacement part for item # INJIG-KJ

INJIG-120

Heavy Duty 2-1/8" Multi-Spur Bit

Quality spur bit will last longer and cut more holes. For use on locks requiring a 2-1/8" cross bore on wood doors.

* Replacement part for item # INJIG-KJ

INJIG-122

Heavy Duty Auger Bit

To be used to drill the edge hole for most deadbolts and latches on wood doors. Can also drill the hole in wood frames for deadbolt or latch.

* Replacement part for item # INJIG-KJ

Hardened Bushing Plates - Qty 1

INJIG-124

1-1/2" Bushing Plate

Hardened Bushing Plates - Qty 1

INJIG-126

1-1/2" Bushing Plate

PRO-LOK

- Preps Mortise In Under 5 mins
- For Wood & Aluminum Doors
- Cut Out the Full Lock Body & Face Plate with Ease
- Expandable for Door Coring & Hinge/Strike Prep

Top Clamp and Height Stop

Self-Centering Housing

Shaft with Depth Stop

Bottom Clamp and Lower Stop

Mortise Installation Jig

PRO-LOK®



INJIG-MORT Mortise Jig Installation Kit

Includes the Carrying Case, Aluminum Housing with hardware, 3 cutters (CWB22, CWB25, CWB32), Self Centering Action, Stops, Long Boring Shaft, and Instructions.



DOOR CORING

INJIG-MORT-LDA Door Coring Adaptor

Adaptor for the INJIG-MORT for door coring and installation of electric lock cables through wooden doors from lock to hinge.

Will need a coring cutter (Item # INJIG-MORT-DB3X516 or INJIG-MORT-DB4X516



HINGE AND STRIKE PREP

INJIG-MORT-OMA Offset Mortise Adaptor

Adaptor for the INJIG-MORT for hinge and strike prep. Allows cutting off the hinge recesses and mortise for the strike plate on door frames less than 3-3/4"

Will need a plunger cutter (Item # INJIG-MORT-PD18, INJIG-MORT-PD23, or INJIG-MORT-PD25



Want To See This Product In Action? Use Your QR Reader On Your Smart Phone To See The Product Video!

THE 5 MINUTE MORTISE Cuts a lock mortise in under 5 minutes!

Both the full lock body and face-plate can be cut out with ease. The mortise hole is automatically centered on the door and accurate results are obtained every time. No other combination of tools can produce such fast and accurate mortise installations.

CUTS A MORTISE INTO WOODEN AND ALUMINUM DOORS

The jig and its precision cutters will cut a mortise in hard wood, soft wood, composite doors and with the use of special cutters, aluminum doors as well, all in under five minutes!




CUTTER ITEM #	SIZE	TYPE
INJIG-MORT-CAB19	3/4"	ALUMINUM CUTTER
INJIG-MORT-CAB25	1"	ALUMINUM CUTTER
INJIG-MORT-CAB32	1-1/4"	ALUMINUM CUTTER
INJIG-MORT-CWB16	5/8"	WOOD CUTTER
INJIG-MORT-CWB18	11/16"	WOOD CUTTER
INJIG-MORT-CWB19	3/4"	WOOD CUTTER
INJIG-MORT-CWB20	25/32	WOOD CUTTER
INJIG-MORT-CWB21	13/16"	WOOD CUTTER
INJIG-MORT-CWB22	7/8"	WOOD CUTTER
INJIG-MORT-CWB24	15/16"	WOOD CUTTER
INJIG-MORT-CWB25	1"	WOOD CUTTER
INJIG-MORT-CWB27	1-1/16"	WOOD CUTTER
INJIG-MORT-CWB29	1-1/8"	WOOD CUTTER
INJIG-MORT-CWB32	1-1/4"	WOOD CUTTER
INJIG-MORT-DB3X516	36" X 5/16"	CORING CUTTER
INJIG-MORT-DB4X516	48" X 5/16"	CORING CUTTER
INJIG-MORT-PD18	11/16"	PLUNGER CUTTER
INJIG-MORT-PD23	29/32"	PLUNGER CUTTER
INJIG-MORT-PD25	1"	PLUNGER CUTTER



INJIG-MORT-LS
Long Boring Shaft (locks up to 6")

INJIG-MORT-SS
Short Boring Shaft (locks up to 3-1/2")

PRO-LOK



Installation Templates

PRO-LOK®

Lightning Fast Lock Installations!

The **PRO-LOK** Professional Installation Template Series is designed to cut the installation time to a fraction of the traditional method of using paper templates and freehand drilling. The use of our templates result in a more accurate and efficient installation. The accuracy enjoyed by using these templates will save additional time spent mounting the hardware. The elimination of hardware problems associated with inaccurate installations saves "call backs" and makes for a satisfied customer.

The heart of our installation system is the "INCL-PRO: Professional Series Universal Clamp". All templates are designed to work with the INCL-PRO Professional Series Universal Clamp. The concept is that once the INCL-PRO clamp has been purchased then additional templates can be purchased at any time, as needed, to be used with the same clamp. This system makes for fewer tools at a more economical price. The INCL-PRO is used to clamp all **PRO-LOK** Installation Templates to the door. These items are milled from solid aluminum with a black anodized finish.

The INCL-PRO is specifically engineered to prep both the inside and outside of the door and is reverse compatible with all previous template platforms.

How to use the IN-SERIES Modular Templates

1. Purchase the INCL-PRO, Professional Series Clamp.
2. Purchase the IN-PRO Template needed for the installation.
3. Enjoy Lightening Fast Installations!
4. For the next installation job, only purchase the IN-PRO Templates, you already have the INCL-PRO, Professional Clamp!

INCL-PRO
Professional Series Clamp



Quick Template Reference

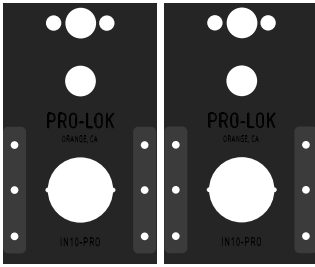
The table below is to be used as a quick reference and is organized by lock manufacture, hardware type, and finally by part number. Please visit PRO-LOK.com for additional products as we are continuously adding to our line.

MAKE	HARDWARE	TEMPLATE #
Alarm Lock	Trilogy	IN10-PRO
Alarm Lock	Trilogy T-2 (old style - new style)	IN15-PRO
Alarm Lock	Trilogy T-3	IN15-PRO
Alarm Lock	Cylindrical Locks	IN15-PRO
Arrow	Revolution / InTouch	IN490-PRO
Arrow	Sierra H-Series	IN75-PRO
Authority	8160 Series	IN20-PRO
Baldwin	Mortise Locks	IN65-PRO
Best	7K Series	IN20-PRO
Best	9K Series	IN79-PRO
Cal-Royal	Pioneer Series	IN20-PRO
Corbin/Russwin	800 Series	IN70-PRO
Corbin/Russwin	CL3400 Series	IN70-PRO
Corbin/Russwin	Access 600 CL 33600	IN320-PRO
Corbin/Russwin	Access 600 ML 20600	IN321-PRO
Corbin/Russwin	Access 700 CL 33700	IN330-PRO
Corbin/Russwin	Access 700 CL 33700	IN331-PRO
Corbin/Russwin	Access 700 ML 20700	IN334-PRO
Corbin/Russwin	Access 700 ML 20700	IN336-PRO
Corbin/Russwin	Access 700 ML 20700	IN338-PRO
Corbin/Russwin	Access 800 CL 33800	IN340-PRO
Corbin/Russwin	Access 800 ML 20800	IN342-PRO
ILCO	4000 Series	IN20-PRO
ILCO	Solitaire 850/950	IN13-PRO
ITEK	Grade 1 Levers	IN78-PRO
Lockwood	8000 Series	IN20-PRO
LSDA	LX1000 Series	IN78-PRO
Marks	195 - Series	IN78-PRO
Marks	295 - Series	IN78-PRO
Medeco	Embassy 17 Series	IN20-PRO
Medeco	Embassy 19 Series	IN78-PRO
NT Falcon	T - Series	IN20-PRO
NT Monarch	18 - Series	IN318-PRO
PDQ	SP - Series	IN20-PRO
PLS	CL - Series	IN20-PRO

MAKE	HARDWARE	TEMPLATE #
PLS	L - Series	IN20-PRO
Precision	11 - Series	IN311-PRO
S. Parker	8161 - Series	IN20-PRO
Sargent	10 - Line	IN75-PRO
Sargent	6500 Line	IN78-PRO
Sargent	8800 Series Rim Exit	IN420-PRO
Sargent	Passport 10 Line	IN430-PRO
Sargent	Passport 10 Line	IN431-PRO
Sargent	Passport 8200	IN434-PRO
Sargent	Passport 8200	IN436-PRO
Sargent	Harmony 10 Line	IN460-PRO
Sargent	Harmony R8200 Roseless	IN461-PRO
Sargent	Harmony R8200 Roseless	IN462-PRO
Sargent	Harmony 8200	IN480-PRO
Sargent	Profile 10 Line	IN484-PRO
Sargent	Profile 8200	IN486-PRO
Schlage	AD - Series (CYC)	IN500-PRO
Schlage	AD - Series (MORT)	IN500-MORT-PRO
Schlage	CO - Series (CYC)	IN510-PRO
Schlage	CO - Series (MORT)	IN510-MORT-PRO
Schlage	D - Series	IN20-PRO
Schlage	L - Series	IN50-PRO / IN51
Schlage	Locknetics	IN52-PRO
Schlage	ND - Series	IN20-PRO
Schlage	Rhodes	IN10-PRO
Simplex	1000	IN10-PRO
Taco	Grade 1 Levers	IN78-PRO
U.S. Lock	2000 Series Levers	IN78-PRO
Von Duprin	99 Series (old style)	IN30-PRO / INBIT
Von Duprin	99 Series (new style)	IN30-PRO / INBIT
Von Duprin	9927	IN30-PRO / IN40-PRO / INBIT
Yale	5400L	IN20-PRO
Yale	7086 / 7088	IN445-PRO
Yale	AU / PB	IN78-PRO

Actual templates may differ than the image to achieve manufacturer's desired result

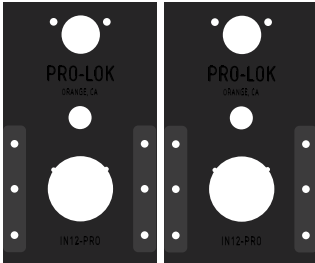
PRO-LOK®



Item: IN10-PRO

Manufacturer: Alarm Lock, Kaba

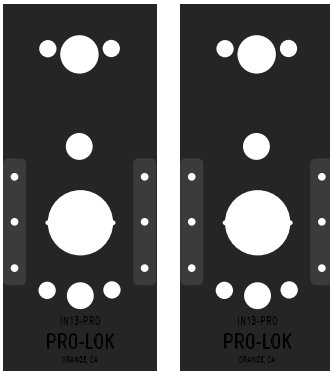
Manufacturer	Model
Alarm Lock	Trilogy
Kaba	Simplex



Item: IN12-PRO

Manufacturer: Kaba

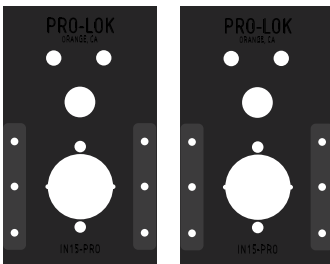
Manufacturer	Model
Kaba	4000 Series



Item: IN13-PRO

Manufacturer: Kaba

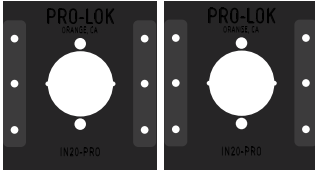
Manufacturer	Model
Kaba	Solitaire 850/950



Item: IN15-PRO

Manufacturer: Alarm Lock

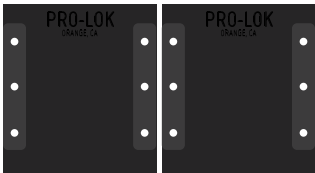
Manufacturer	Model
Alarm Lock	Trilogy T2, T3



Item: IN20-PRO

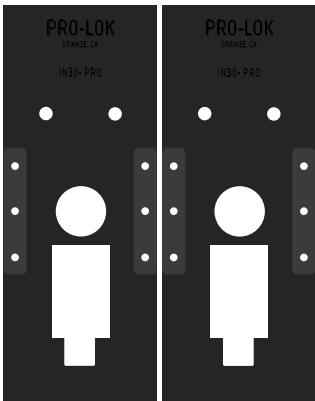
Manufacturer: Multiple

Manufacturer	Model
Authority	8160 Series
Cal-Royal	Pioneer Series
Falcon	T-Series
Kaba	4000 Series
Lockwood	8000 Series
Medeco	Embassy 17 Series
PDQ	SP-Series
PLS	CL-Series
PLS	L-Series
S. Parker	8161 Series
Schlage	D Series
Stanley Best	7K Series



Item: IN20BL-PRO


5-1/2" high x 5" wide. Make your own template.



Item: IN30-PRO

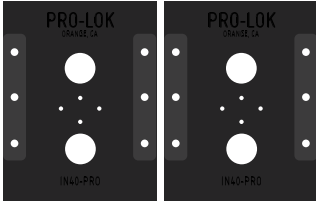
Manufacturer: Von Duprin

Manufacturer	Model
Von Duprin	99 Series



Item: IN30BL-PRO

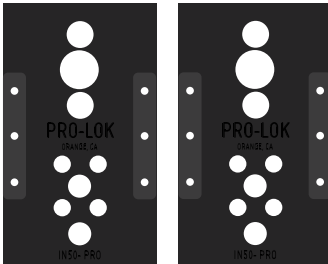
13" high x 5" wide. Make your own template.



Item: IN40-PRO

Manufacturer: Von Duprin

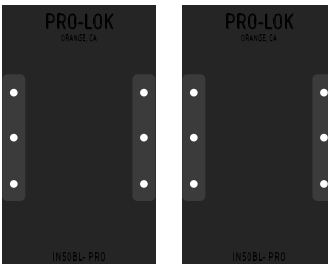
Manufacturer	Model
Von Duprin	9927 Series



Item: IN50-PRO

Manufacturer: Schlage

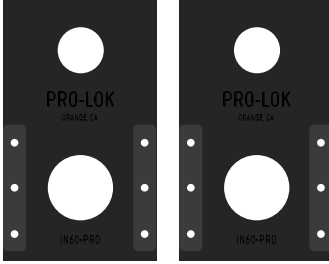
Manufacturer	Model
Schlage	L-Series



Item: IN50BL-PRO

8-1/2" high x 5" wide. Make your own template.

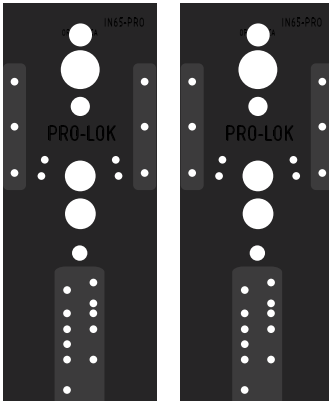
PRO-LOK®



Item: IN60-PRO

Manufacturer: Schlage

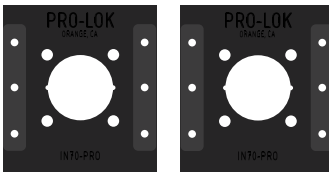
Manufacturer	Model
Schlage	H Series



Item: IN65-PRO

Manufacturer: Baldwin

Manufacturer	Model
Baldwin	Mortise Locks



Item: IN70-PRO

Manufacturer: Corbin Russwin

Manufacturer	Model
Corbin/Russwin	3400/800 Series

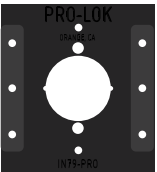
PRO-LOK®



Item: IN78-PRO

Manufacturer: Multiple



Series	Model
ITEK	Grade 1 Levers
LSDA	LX1000 Series
Marks	195 Series
Marks	295 Series
Medeco	19 Series
Sargent	6500 Line
Taco	Grade 1 Levers
U.S. Lock	2000 Series Levers



Item: IN79-PRO

Manufacturer: Stanley

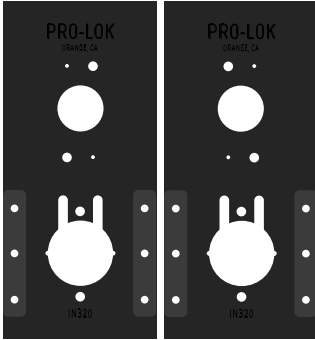
Series	Model
Best	9K



Item: IN311-PRO

Manufacturer: Stanley


Series	Model
Precision	Apex # 11



Item: IN320-PRO

Manufacturer: Corbin-Russwin

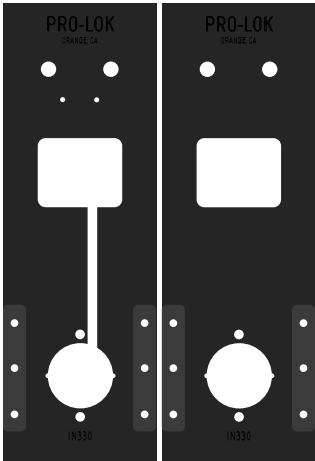
Series	Model
Access 600 CL 33600	TCRNE1 x M802 Integrated Wiegand
Access 600 CL 33600	TCRNE1 x M812 Integrated Wiegand iClass®



Item: IN321-PRO

Manufacturer: Corbin-Russwin

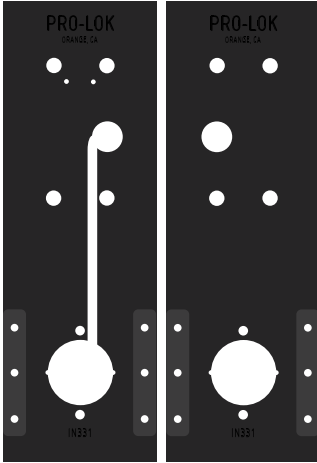
Series	Model
Access 600 ML 20600	TCRNE1 x M802 Integrated Wiegand
Access 600 ML 20600	TCRNE1 x M812 Integrated Wiegand iClass®



Item: IN330-PRO

Manufacturer: Corbin-Russwin


Series	Model
Access 700 CL 33700	TCPAC1 Offline



Item: IN331-PRO

Manufacturer: Corbin-Russwin


Series	Model
Access 700 CL 33700	TCPIP1 Online PoE



Item: IN334-PRO

Manufacturer: Corbin-Russwin

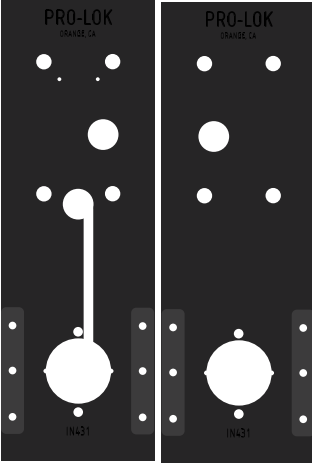
Series	Model
Access 700 ML 20700	TCPIP1 Offline



Item: IN430-PRO

Manufacturer: Sargent


Series	Model
Passport 10 Line	PG Offline



Item: IN431-PRO

Manufacturer: Sargent


Series	Model
Passport 10 Line	P1 Online PoE with DPS



Item: IN434-PRO

Manufacturer: Sargent

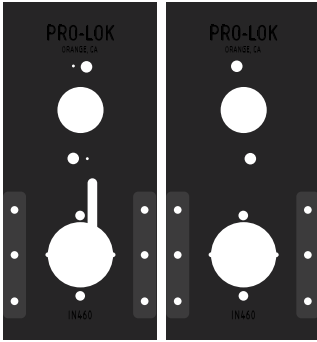
Series	Model
Passport 10 Line	PG Offline



Item: IN436-PRO

Manufacturer: Sargent


Series	Model
Passport 8200	P1 Online PoE



Item: IN460-PRO

Manufacturer: Sargent

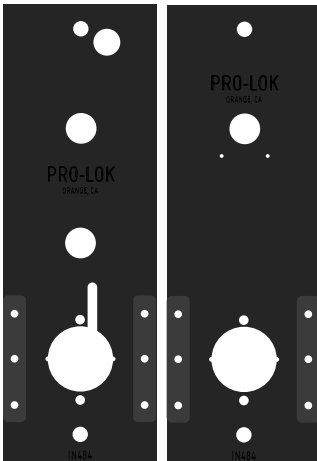
Series	Model
Harmony 10 Line	H1 Integrated Wiegand
Harmony 10 Line	H2 Integrated Wiegand iClass®



Item: IN480-PRO

Manufacturer: Sargent


Series	Model
Harmony 8200	H1 Integrated Wiegand
Harmony 8200	H2 Integrated Wiegand iClass®



Item: IN484-PRO

Manufacturer: Sargent

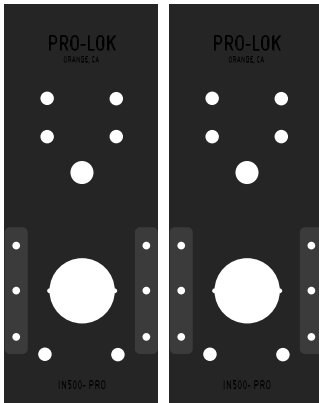
Series	Model
Profile 10 Line	G1.5 Offline - LU, PA, PK, TA, TP, TU
Profile 10 Line	LK 100 User
Profile 10 Line	S1 Online PoE - PA, PK
Profile 10 Line	S2 Online WiFi - PA, PK



Item: IN484-PRO

Manufacturer: Sargent

Series	Model
Profile 8200	G1.5 Offline - LU, PA, PK, TA, TP, TU
Profile 8200	G1.5 Offline - PA, PK Dormitory Function
Profile 8200	LK 100 User
Profile 8200	N1 Online - PA, PK
Profile 8200	S1 Online PoE - PA, PK
Profile 8200	S2 Online WiFi - PA, PK



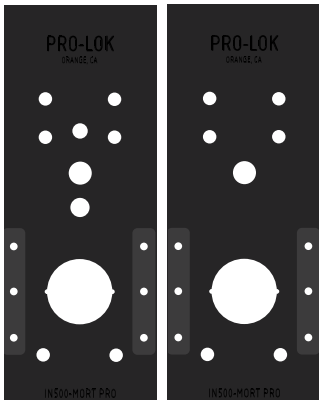
Item: IN500-PRO

Manufacturer: Schlage

Manufacturer	Model
Schlage	AD Series - CYC



Equipped with DPS Fixture



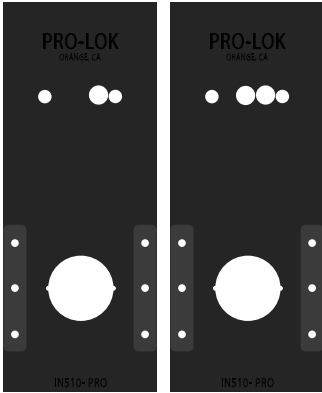
Item: IN500-MORT-PRO

Manufacturer: Schlage

Manufacturer	Model
Schlage	AD Series - MORT



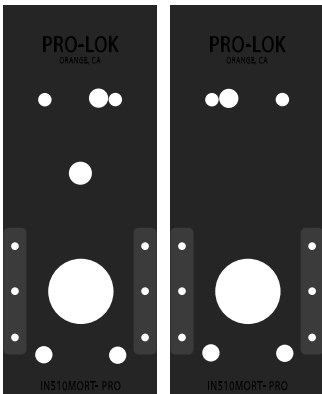
Equipped with DPS Fixture & Mortise Lock Pocket Center



Item: IN510-PRO

Manufacturer: Schlage

Manufacturer	Model
Schlage	CO Series - CYC




Item: IN510-MORT-PRO

Manufacturer: Schlage

Manufacturer	Model
Schlage	CO Series - MORT



Equipped with DPS Fixture & Mortise Lock Pocket Center



Item: INHINGE-01

McKinney QC and PoE Hinge Template Tool



Item: INBIT

For use with INHINGE-01

PRO-LOK®

MORE TEMPLATES COMING SOON!

Visit **PRO-LOK**.com for more products!

PRO-LOK®

Full Line of:

- Auto Opening Kits
- Auto Opening Tools
- Auto Opening Lights
- Blue Punch Key Machines
- Trigger Gun Locks
- Cable Gun Locks
- Door Installation Tools
- Key Decoders
- Key Hooks
- Locksmith Tools
- Lock Picks
- Safe Bits



Full Line of:

- Adaptor Plates
- Door Knobs
- Door Viewers
- Filler Plates
- Hole Covers
- Hasp Locks
- Latch Protectors
- Patio Door Locks
- Strike Plates
- Window Locks
- Wrap Plates
- Escutcheon Plates

KALIFORNIA KEY CHAINS

Full Line of:

- Key Identification/Tags
- Coils
- Pull-a-Parts
- C-clips
- Key Reels/Badge Pulls
- Belt Hooks
- Snaps
- Key Hiding
- Chains/Necklaces
- Lanyards/Wrist Straps
- Key Cases
- Split Rings

Home and Commercial Security Hardware



Secure Today,
Protect Tomorrow.

MARKETING AIDS

ENTRY ARMOR PRO-LOK

3 VERSIONS TO CHOOSE FROM

3 KEY DESIGNS
 Provides Keyed Entry and Keyed Entry with Alarm and Interlocking Keyed Entry.

3 KEY CONFIGURATIONS
 Provides Additional Commercial Grade Security to Meet Various Entry and Alarm Applications.

3 LOCK CONFIGURATIONS
 Provides Commercial Grade Security to Meet Various Entry and Alarm Applications.

SLP-850
 Compact Design To Fit Standard Commercial Locksets. One Sidelock Provided.

CENTER SLP-850C
 Offers A Perfect Fit For Commercial Locks and Deadbolts Which are Available in 3 Configurations: Center (Shown), Left Hand Or Right Hand.

SLP-100
 Interlocking For Topgrading Locks. Also Available in 1/2" Length SLP-110.

SLP-850E
 For Standard Commercial Lever Locks.

www.entryarmor.com

ENTRY ARMOR PRO-LOK

RESIDENTIAL SECURITY

DOOR LOCKS

WINDOW LOCKS

www.entryarmor.com

Large Wall Displays

Display Board Size: 33" x 23"

ENTRY ARMOR PRO-LOK

WRAP PLATE DOOR REINFORCERS

TECHNICAL SPECIFICATIONS

www.entryarmor.com

Counter Displays Available



Secure Today,
Protect Tomorrow.

Threaded inserts for
latch/bolt screws




- **Provides additional protection**
- **Deters forced entry**
- **Attractive retail packaging**
- **Packaging is resealable**
- **Backside of packaging is see through for easy bore and finish recognition without opening the package**



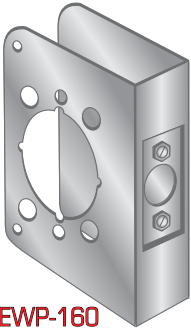
Wrap Plates

1-1/2" BORE



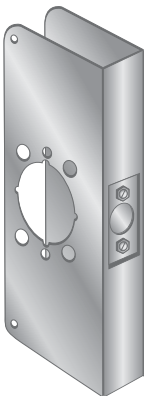
ITEM #	BACKSET	DOOR THICKNESS	OVERALL SIZE
EWP-100- ____ PB, S <small>Finish</small>	2-3/8"	1-3/8"	4" x 4-1/2"
EWP-101- ____ PB, S <small>Finish</small>		1-3/4"	4" x 4-1/2"
EWP-110- ____ PB, S <small>Finish</small>	2-3/4"	1-3/8"	4-1/4" x 4-1/2"
EWP-111- ____ PB, S <small>Finish</small>		1-3/4"	4-1/4" x 4-1/2"

ADA Levers - 2-1/8" BORE

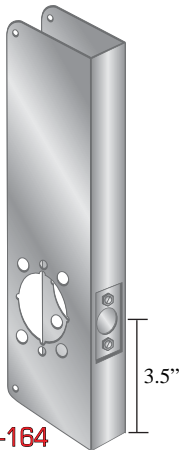


EWP-160

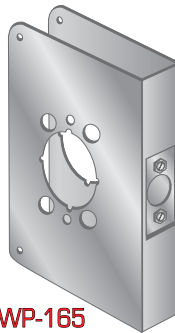
ITEM #	BACKSET	DOOR THICKNESS	OVERALL SIZE
EWP-160- ____ PB, S <small>Finish</small>	2-3/4"	1-3/4"	4-3/4" x 4-1/2"
EWP-161- ____ PB, S <small>Finish</small>			4-3/4" x 9"
EWP-163- ____ PB, S <small>Finish</small>			4-3/4" x 12"
EWP-164- ____ PB, S <small>Finish</small>			5" x 14"
EWP-165- ____ PB, S <small>Finish</small>			6-1/2" x 9"
EWP-166- ____ S <small>Finish</small>			5-3/4" x 20"



EWP-161
EWP-163



EWP-164



EWP-165



EWP-166

AB = ANTIQUE BRASS

PB = POLISHED BRASS

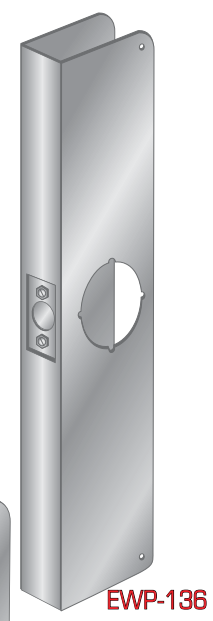
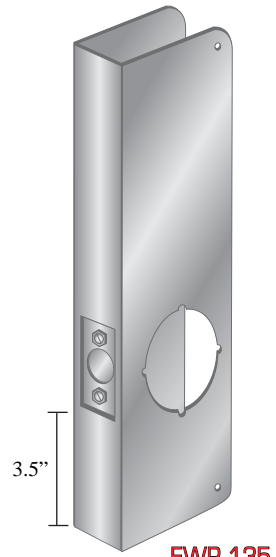
S = STAINLESS STEEL

DU = DURONODIC is available upon request

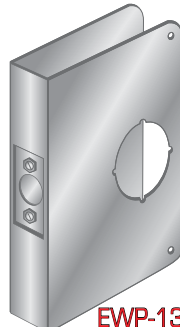
*Stock Finishes Are Listed Under Each Part Number ** Most wrap plates are provided in a clamshell packaging, with full color graphics for retail display.

2-1/8" BORE

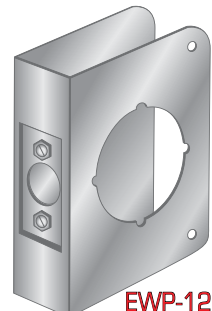
ITEM #	BACKSET	DOOR THICKNESS	OVERALL SIZE		
EWP-120- ____ PB, S <small>Finish</small>	2-3/8"	1-3/8"	4" x 4-1/2"		
EWP-121- ____ AB, PB, S <small>Finish</small>			4" x 9"		
EWP-122- ____ AB, PB, S <small>Finish</small>		1-3/4"	4" x 4-1/2"		
EWP-123- ____ AB, PB, S <small>Finish</small>			4" x 9"		
EWP-124- ____ PB, S <small>Finish</small>			5" x 20"		
EWP-130- ____ PB, S <small>Finish</small>	2-3/4"	1-3/8"	4-1/4" x 4-1/2"		
EWP-131- ____ PB, S <small>Finish</small>			4-1/4" x 9"		
EWP-132- ____ PB, S <small>Finish</small>		1-3/4"	4-1/4" x 4-1/2"		
EWP-133- ____ AB, PB, S <small>Finish</small>			4-1/4" x 9"		
EWP-134- ____ PB, S <small>Finish</small>			5" x 12"		
EWP-135- ____ PB, S <small>Finish</small>			5" x 14"		
EWP-136- ____ PB, S <small>Finish</small>			5" x 20"		
EWP-137- ____ PB, S <small>Finish</small>			6-1/2" x 9"		
EWP-151- ____ PB, S <small>Finish</small>			5"	1-3/4"	6-1/2" x 9"



**EWP-121, EWP-123,
EWP-131, EWP-133,
EWP-134**



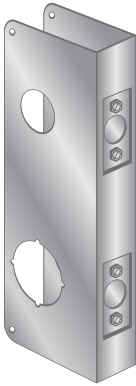
**EWP-137
EWP-151**



**EWP-120, EWP-122,
EWP-130, EWP-132**



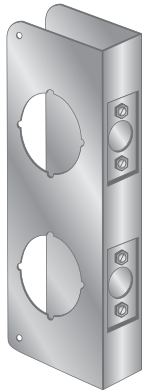
Security Door Hardware



1-1/2" TOP BORE, 2-1/8" BOTTOM BORE

ITEM #	BETWEEN HOLES	BACKSET	DOOR THICKNESS	OVERALL SIZE
EWP-200- ____ PB, S <small>Finish</small>	4"	2-3/8"	1-3/8"	4" x 9"
EWP-201- ____ PB, S <small>Finish</small>				4" x 9"
EWP-210- ____ PB, S <small>Finish</small>		6"	2-3/4"	1-3/4"
EWP-211- ____ PB, S <small>Finish</small>				4-1/4" x 12"

2-1/8" TOP BORE, 2-1/8" BOTTOM BORE



ITEM #	BETWEEN HOLES	BACKSET	DOOR THICKNESS	OVERALL SIZE
EWP-220- ____ PB, S <small>Finish</small>	3-5/8"	2-3/8"	1-3/8"	4" x 9"
EWP-221- ____ PB, S <small>Finish</small>	3-5/8"			4" x 9"
EWP-222- ____ PB, S <small>Finish</small>	4"			4" x 9"
EWP-223- ____ PB, S <small>Finish</small>	5-1/2"	2-3/4"	1-3/4"	4" x 12"
EWP-225- ____ PB, S <small>Finish</small>	3-5/8"			
EWP-226- ____ PB, S <small>Finish</small>	4"			4-1/4" x 9"
EWP-227- ____ PB, S <small>Finish</small>	5-1/2"			4-1/4" x 12"
EWP-228- ____ PB, S <small>Finish</small>	6"			4-1/4" x 12"



EWP-232



**EWP-230
EWP-231**

EDGE GUARDS

* Not Retail Packaged

ITEM #	DOOR THICKNESS	OVERALL SIZE
EWP-230- ____ PB, S <small>Finish</small>	1-3/8"	4-1/2" x 1"
EWP-231- ____ PB, S <small>Finish</small>	1-3/4"	4-1/2" x 1"
EWP-232- ____ S <small>Finish</small>	1-3/4"	12" x 1"



EWP-250



EWP-251



EWP-252



BLANK

ITEM #	HOLE SIZE	BACKSET	DOOR THICKNESS	OVERALL SIZE	DESCRIPTION
EWP-250- ____ S <small>Finish</small>	1-1/2"	2-3/4"	1-3/4"	5" x 12"	1-1/4" x 8" face plate, 1-7/8" x 6" side prep
EWP-251- ____ S <small>Finish</small>	1-1/2"	2-3/4"	1-3/4"	5" x 12"	1-1/4" x 8" face plate, 1-5/8" x 7-5/16" side prep
EWP-252- ____ PB, S <small>Finish</small>	N/A	N/A	1-3/4"	5" x 12"	86 cut out, 1-1/4" x 8" face plate, blank sides

BLANKS

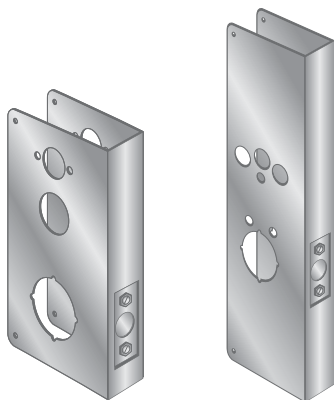
ITEM #	HOLE SIZE	BACKSET	DOOR THICKNESS	OVERALL SIZE
EWP-290- ____ PB, S <small>Finish</small>	N/A	N/A	1-3/8"	4-1/4" x 4-1/2"
EWP-292- ____ PB, S <small>Finish</small>	N/A	N/A		4-1/4" x 9"
EWP-291- ____ PB, S <small>Finish</small>	N/A	N/A	1-3/4"	4-1/4" x 4-1/2"
EWP-293- ____ PB, S <small>Finish</small>	N/A	N/A		4-1/4" x 9"
EWP-294- ____ PB, S <small>Finish</small>	N/A	N/A		5" x 12"
EWP-295- ____ PB, S <small>Finish</small>	N/A	N/A		5-3/4" x 20"

SPECIALTY PLATES

1-3/4" Door Thickness, 2-3/4" Backset

ITEM #	DESCRIPTION
EWP-300- ____ PB, S _____ Finish	Alarm Lock T2 & T3 5" x 14"
EWP-320- ____ PB, S _____ Finish	Best 93K 5-1/2" x 12-1/2"
EWP-500- ____ S _____ Finish	Kaba E-Plex 2000 5" x 14"
EWP-501- ____ S _____ Finish	Kaba E-Plex 5700 5" x 14"
EWP-541- ____ PB, S _____ Finish	Medeco & Marks Levers 4-3/4" x 5-1/2"
EWP-542- ____ PB, S _____ Finish	Marks I-Q 5" x 15"
EWP-545- ____ S _____ Finish	Mas Hamilton Power Levers 5" x 15"
EWP-660- ____ S _____ Finish	Simplex & Kaba from Knob Lock 5" x 9"
EWP-661- ____ PB, S _____ Finish	Simplex & Kaba from Knob Mortise 5" x 14"
EWP-670- ____ S _____ Finish	Sargent 6500 Series 4-3/4" x 5-1/2"
EWP-671- ____ PB, S _____ Finish	Sargent 6500 Series 4-3/4" x 9"
EWP-680- ____ S _____ Finish	Schlage Cobra 5" x 12"
EWP-681- ____ PB, S _____ Finish	Schlage Cobra 5" x 14"

Samples of Specialty Plates



EWP-661


EWP-681

FLAT COVER PLATES

Includes Inside and Outside Plates

ITEM #	DESCRIPTION
EWP-300FP- ____ S _____ Finish	Alarm Lock T2 & T4
EWP-350FP- ____ S _____ Finish	Corbin Russwin Access 700 CL 33700
EWP-351FP- ____ S _____ Finish	Corbin Russwin Access 700 ML 20700
EWP-661FP- ____ S _____ Finish	Simplex & Kaba from Mortise
EWP-672FP- ____ S _____ Finish	Sargent Passport 10 Line- PG Offline
EWP-673FP- ____ S _____ Finish	Sargent Profile 10 Line G1.5 Offline-LU, PA, PK, TA, TP, TU
EWP-674FP- ____ S _____ Finish	Sargent 10 Line LK 100 User
EWP-675FP- ____ S _____ Finish	Sargent Profile 10 Line S1 Online PoE - PA, PK
EWP-676FP- ____ S _____ Finish	Sargent Profile 10 Line S2 Online WiFi - PA, PK
EWP-677FP- ____ S _____ Finish	Sargent Passport 8200 PG Offline
EWP-678FP- ____ S _____ Finish	Sargent IN Series 10 Line, 7900, 8200, R8200 Mortise
EWP-682FP- ____ S _____ Finish	Schlage CO Series
EWP-683FP- ____ S _____ Finish	Schlage AD Series

Samples of Flat Cover Plates



EWP-677



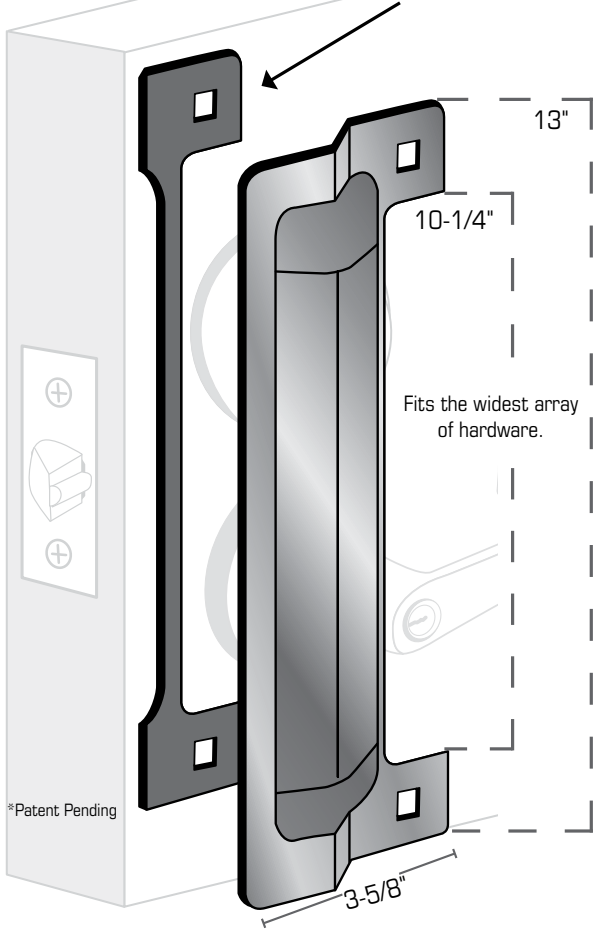
Secure Today,
Protect Tomorrow.



- **New Installation Spacers**
- **New Designs**
- **New Finish Options**
- **Attractive Display Packaging**

Latch Protectors

When needed, our spacer allows the latch protector to be installed if there is a large offset between the door and the frame. In many instances latch protectors could not be properly installed without our spacer.



Additional Spacers
ELP-240-XSP 3/pack

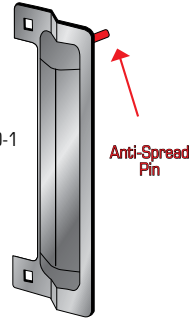
ITEMS ALSO AVAILABLE
BULK PACKAGED

LEVEL 3 SECURITY



Model: ELP-240

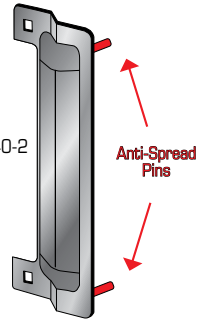
LEVEL 2 SECURITY



Model: ELP-240-1

Anti-Spread Pin

LEVEL 1 SECURITY



Model: ELP-240-2

Anti-Spread Pins

ELP-240-
 Finish
Latch Protector w/ no pin
13" x 3-5/8"

- Accommodates a wide variety of locks
- Includes 1 spacer to adjust offset between door and jamb
- Designed for out-opening doors
- 15/box
- 1/4" offset

AB, AL, B, C, DU, S

ELP-240-1-
 Finish
Latch Protector w/ 1 pin
13" x 3-5/8"

- Accommodates a wide variety of locks
- Includes 1 spacer to adjust offset between door and jamb
- Designed for out-opening doors
- 15/box
- 1/4" offset

AB, AL, B, C, DU, S

ELP-240-2-
 Finish
Latch Protector w/ 2 pins
13" x 3-5/8"

- Accommodates a wide variety of locks
- Includes 1 spacer to adjust offset between door and jamb
- Designed for out-opening doors
- 15/box
- 1/4" offset

AB, AL, B, C, DU, S

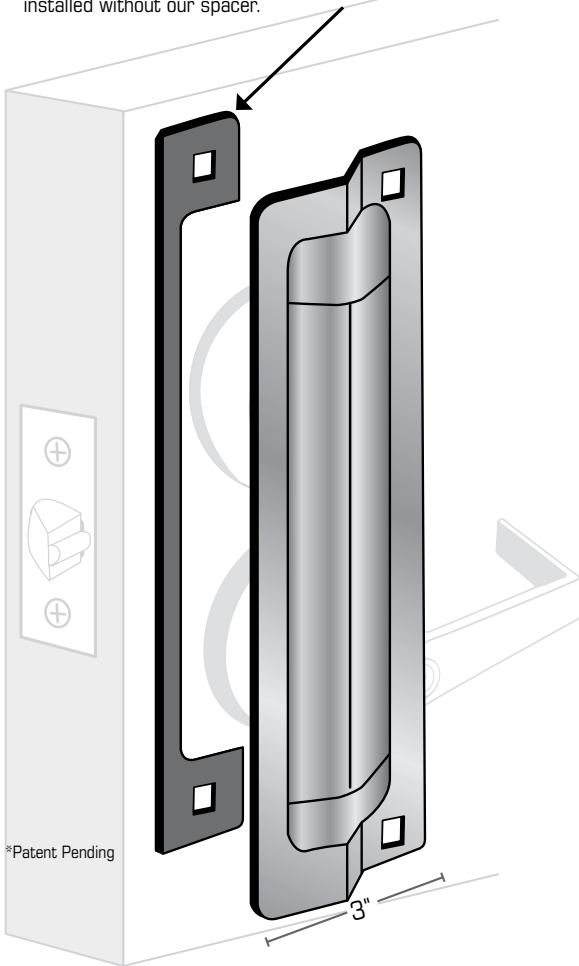
AB - ANTIQUE BRASS AL - ALUMINUM B - BRASS C - CHROME DU - DURONODIC PB - POLISHED BRASS PC - PRIME COAT S - STAINLESS STEEL W - WHITE BRASS

*Stock Finishes Are Listed Under Each Part Number. Additional Finishes Are Available Upon Request. ** All Items Display Packaged Unless Noted



Security Door Hardware

When needed, our spacer allows the latch protector to be installed if there is a large offset between the door and the frame. In many instances latch protectors could not be properly installed without our spacer.



*Patent Pending

Additional Spacers
ELP-250-XSP 3/pack

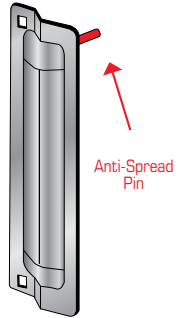
ITEMS ALSO AVAILABLE
BULK PACKAGED

LEVEL 3 SECURITY



Model: ELP-250

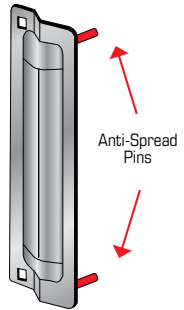
LEVEL 2 SECURITY



Model: ELP-250-1

Anti-Spread Pin

LEVEL 1 SECURITY



Model: ELP-250-2

Anti-Spread Pins

ELP-250-^{Finish}

Latch Protector w/ no pin 11" x 3"

- Accommodates a wide variety of locks
- Includes 1 spacer to adjust offset between door and jamb
- Designed for out-opening doors
- 15/box
- 1/4" offset

AB, AL, B, C, DU, S

ELP-250-1-^{Finish}

Latch Protector w/ 1 pin 11" x 3"

- Accommodates a wide variety of locks
- Includes 1 spacer to adjust offset between door and jamb
- Designed for out-opening doors
- 15/box
- 1/4" offset

AB, AL, B, C, DU, S

ELP-250-2-^{Finish}

Latch Protector w/ 2 pin 11" x 3"

- Accommodates a wide variety of locks
- Includes 1 spacer to adjust offset between door and jamb
- Designed for out-opening doors
- 15/box
- 1/4" offset

AB, AL, B, C, DU, S


AB - ANTIQUE BRASS AL - ALUMINUM B - BRASS C - CHROME DU - DURONODIC PB - POLISHED BRASS PC - PRIME COAT S - STAINLESS STEEL W - WHITE BRASS

*Stock Finishes Are Listed Under Each Part Number. Additional Finishes Are Available Upon Request.

** All Items Displayed Packaged Unless Noted



Security Door Hardware



ELP-100- Finish
Latch Protector - 7\" Interlocking

- Designed for in-opening doors
- Deters spreading the door from the frame
- Compatible with deadbolts and locksets
- Size: 7" x 5/8"
- 10/box


AL, B, C, DU



ELP-220- Finish
Latch Protector - 11" x 3" Center Rose

- Designed for out-opening doors
- Accepts up to a 3-1/2" rose
- For right or left handed doors
- For all backsets, deadbolts, and locksets
- 10/box

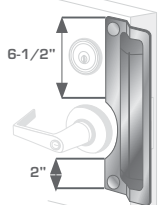
AL, B, C, DU, S



ELP-110- Finish
Latch Protector - 12\" Interlocking

- Designed for in-opening doors
- Deters spreading the door from the frame
- Compatible with deadbolts and locksets
- Size: 12" x 5/8"
- 10/box

AL, B, C, DU



ELP-221- Finish
Latch Protector - 11" x 3" Left Handed

- Designed for out-opening doors
- Accepts up to a 3-1/2" rose
- For left handed doors
- For all backsets, deadbolts, and locksets
- 10/box

AL, B, C, DU, S



ELP-120- Finish
Latch Protector - T Style

- Designed for use on in and out-opening doors
- Deters tampering of bolt and latch
- Size: 6" x 1-13/16"
- 10/box

AL, B



ELP-222- Finish
Latch Protector - 11" x 3" Right Handed

- Designed for out-opening doors
- Accepts up to a 3-1/2" rose
- For right handed doors
- Compatible with deadbolts and locksets
- 10/box

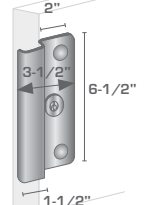
AL, B, C, DU, S



ELP-200- Finish
Latch Protector - 6" Center Rose

- Protect the latch or deadbolt
- For out-opening doors
- Compatible with deadbolts, and locksets
- Size: 6" x 1-13/16"
- 10/box

AL, B, C



ELP-300- Finish
Latch Protector - Narrow Stile Door

- Designed for out-opening narrow stile doors
- 1 bolt and 1 drive rivet included
- 6-1/2 X 3-1/2"
- 5/box

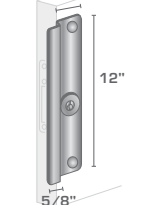
AL, DU



ELP-210- Finish
Latch Protector - 7" x 3" Center Rose

- Designed for out-opening doors
- Accepts up to a 3-1/2" rose
- For right or left handed doors
- Compatible with deadbolts, and locksets
- 22/box

AL, B, C, DU, S



ELP-310- Finish
Latch Protector - Narrow Stile Door

- Designed for out-opening doors
- 10/box

AL, DU



Need A Custom Product Or Custom Finish? Contact Our Custom Department Today!

AB - ANTIQUE BRASS AL - ALUMINUM B - BRASS C - CHROME DU - DURONODIC PB - POLISHED BRASS PC - PRIME COAT S - STAINLESS STEEL W - WHITE

*Stock Finishes Are Listed Under Each Part Number. Additional Finishes Are Available Upon Request. ** All Items Display Packaged Unless Noted




Secure Today,
Protect Tomorrow.



Double Lip



High Security Box



Mortise



"T" Strike



Adjustable

Strike Plates



ESP-100- Finish

Strike Plate - "T"

- Size: 1-1/8" x 2-3/4"
- Replaces old strike plates
- Fits in standard "T" cut out
- Screws provided
- 10/box

B, C



ESP-131- Finish

Strike Plate - Double Lip

- Fits double locks with 5-1/2" or 6" centers
- Size: 11" x 1-5/8"
- 10/box

B



ESP-104- Finish

Strike Plate - Full Lip

- Size: 2-1/4" x 1-1/8"
- Replaces standard strike plates
- Fits in standard residential holes
- Wood screws provided
- 25/box

AB, B, C

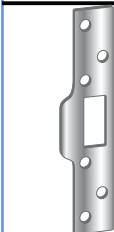


ESP-140- Finish

Strike Plate - 6" Security

- Size: 6" x 1-1/8"
- Six 1-1/2" long screws included for additional holding power
- 10/box

B, C



ESP-110- Finish

Strike Plate - Security Lip

- Size: 8" x 1-1/4"
- Reinforces door jamb for added strength and security
- Deters tampering and kick-ins
- Includes 1-1/4" and 3" screws
- 10/box

B

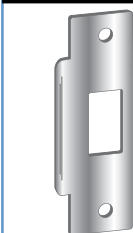


ESP-141- Finish

Strike Plate - 7-3/4" Security

- Size: 7-3/4" x 1-5/8"
- Reinforces door jamb for added strength and security
- Deters tampering and kick-ins
- Includes 1-1/4" and 3" long screws
- 10/box

B



ESP-120- Finish

Strike Plate - Large Lip

- Size: 4-7/8" x 1-1/4"
- Covers smaller strike plate holes
- 2-1/2" long screws for added security
- 10/box

B

ESP-120-BULK

- 10/box

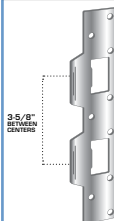


ESP-142- Finish

Strike Plate - 3-5/8" Security

- Size: 3-5/8" x 1-1/4"
- Reinforces door jamb for added strength and security
- Deters tampering and kick-ins
- Includes 1-1/4" and 3" long screws
- 10/box

B



ESP-130- Finish

Strike Plate - Double Lip w/ 3-5/8" Center

- Size: 11" x 1-5/8"
- Fits double locks with 3-5/8" or 4" centers
- 5/box

B



ESP-143- Finish

Strike Plate - 4-7/8" Security

- Size: 4-7/8" x 1-1/4"
- Reinforces door jamb for added strength and security
- Deters tampering and kick-ins
- Includes 1-1/4" and 3" long screws
- 10/box


B



Need A Custom Product Or Custom Finish? Contact Our Custom Department Today!

AB = ANTIQUE BRASS AL = ALUMINUM B = BRASS C = CHROME DU = DURONIDIC PB = POLISHED BRASS PC = PRIME COAT S = STAINLESS STEEL W = WHITE

*Stock Finishes Are Listed Under Each Part Number. Additional Finishes Are Available Upon Request. ** All Items Display Packaged Unless Noted



ESP-150-
Finish

Strike Plate - High Security Box Strike

- Size: 4-7/8" x 1-1/4"
- Box encloses bolt
- Reinforces door jamb for added strength and security
- Deters tampering and kick-ins
- Includes 2" long screws
- 5/box

B, C




ESP-172-
Finish

Strike Plate - Large Lip

- Size: 4-7/8" x 1-1/6"
- Covers small strike plates holes
- Covers damaged wood
- Metal and wood screws provides
- 10/box

S




ESP-170-
Finish

Strike Plate - Mortise

- Size: 4-7/8" x 1-1/4"
- Bulk packaged 1/poly bag
- 50/box

C




ESP-180-
Finish

Strike Plate - Small Adjustable

- Size: 2-3/4" x 1-1/8"
- Adjustable plate allowing for a tighter fit of the door to the frame and weather stripping
- 10/box

B




ESP-171-
Finish

Strike Plate - ANSI Lip

- Size: 4-7/8" x 1-1/4"
- Wood and machine screws included
- Bulk packaged 1/poly bag
- 50/box

C



ESP-181-
Finish

Strike Plate - Large Adjustable

- Size: 4-7/8" x 1-1/4"
- Adjustable plate allowing for a tighter fit of the door to the frame and weather stripping
- 10/box

B



AB = ANTIQUE BRASS AL = ALUMINUM B = BRASS C = CHROME DU = DURONODIC PB = POLISHED BRASS PC = PRIME COAT S = STAINLESS W = WHITE

*Stock Finishes Are Listed Under Each Part Number. Additional Finishes Are Available Upon Request. ** All Items Display Packaged Unless Noted



Secure Today,
Protect Tomorrow.




Residential & Commercial
Security



Security Door Hardware


EAP-100-^{Finish}
Adaptor Plate - 2-5/8"



- Covers up wood damage around lock
- For mortise and rim cylinders
- 1-1/4" inside hole diameter
- 2-5/8" outside diameter
- Includes 1 part
- 10/box

B

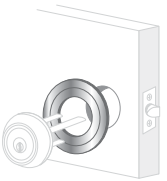
EFP-100-^{Finish}
Filler Plate - 8" x 1-1/4"



- Converts 86 cut out to 161 prep
- 3/8" off center line
- Bulk packaged, 1/poly bag
- 25/box

PC


EAP-110-^{Finish}
Adaptor Plate - 2-3/4"



- Changes 2-1/8" bore to 1-1/2" bore
- Covers up wood damage around lock
- 1-1/2" inside hole diameter
- 2-3/4" outside diameter
- Includes 2 parts
- 25/box

B, C


EFP-110-^{Finish}
Filler Plate - 4-7/8" x 1-1/4"



- Size 4-7/8" x 1-1/4"
- Bulk packaged, 1/poly bag
- 25/box

PC


EAP-120-^{Finish}
Adaptor Plate - 3-1/2"



- Covers up wood damage around lock
- For locks with a 2-1/8" bore
- Convert 2-3/8" to 2-3/4" backset
- Allows for use on Grade 1 key-in-lever locks on 1-3/8" door
- 2-1/8" inside hole diameter
- 3-1/2" outside diameter
- Includes 2 part
- 25/box

AB, B, C

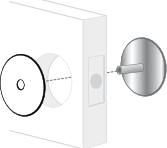
EFP-120-^{Finish}
Filler Plate - 2-1/4" x 1-1/8"



- Size 2-1/4" x 1-1/8"
- Filler plates for 161 cut-out
- Bulk packaged, 1/poly bag
- 25/box

PC

EHC-100-^{Finish}
Hole Cover - 2-5/8"




- Hole cover for 1-1/2" or 2-1/8" holes
- 5/box

B, C, PC

EHC-100-PC-BULK
Hole Cover - 2-5/8"

- Hole cover for 1-1/2" or 2-1/8" holes
- 10/box

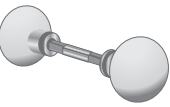
EFP-130-^{Finish}
Filler Plate - 8" x 1-1/4"



- Size 8" x 1-1/4"
- Filler plates for 86 mortise lock cut-out
- Bulk packaged, 1/poly bag
- 25/box

PC

EDK-100-^{Finish}
Knob Set - Brass w/Spindle



- Solid brass knob set
- Spindle included
- 5/box packaged


B

EDK-101-^{Finish}
Knob Set - Glass w/Spindle

- Solid glass knob set
- Spindle included
- 5/Bulk

Glass

EFP-131-^{Finish}
Filler Plate - 2-1/4" x 1"



- Size 2-1/4" x 1"
- Filler plates for 160 cut-out
- Bulk packaged, 1/poly bag
- 25/box

PC



Need A Custom Product Or Custom Finish? Contact Our Custom Department Today!

AB - ANTIQUE BRASS AL - ALUMINUM B - BRASS C - CHROME DU - DURONODIC PB - POLISHED BRASS PC - PRIME COAT S - STAINLESS STEEL W - WHITE

*Stock Finishes Are Listed Under Each Part Number. Additional Finishes Are Available Upon Request. ** All Items Display Packaged Unless Noted

EDL-100-^{Finish}

Door Guard - Swing Bar

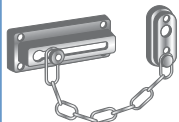


- Size: 2-1/2" x 4"
- Works on in-opening doors
- 10/box

B, C

EDL-110-^{Finish}

Door Guard - Chain 3-5/8"

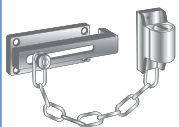


- Size: 2-1/4" x 4-1/4"
- For wood or metal doors
- Extra long screws included
- 10/box

AB, B

EDL-130-^{Finish}

Door Guard - Key Locked



- Size: 2-1/4" x 4-1/4"
- Lock and unlock from the inside and outside
- Key lock with 2 keys included
- 7/box

B

EDV-100-^{Finish}

Door Viewer - 160° 1/2" Small



- Clear lens
- Scratch proof lens
- Moist/water proof
- For doors 1-3/8" to 2" thick
- 1/2" barrel diameter
- 10/box

PB

EDV-120-^{Finish}

Door Viewer - 190° 1/2" Medium




- Wide angle clear lens
- Scratch proof lens
- Moist/water proof
- For doors 1-3/8" to 2" thick
- 1/2" barrel diameter
- 10/box

C, PB

EDV-130-^{Finish}

Door Viewer - 160° 1" Large

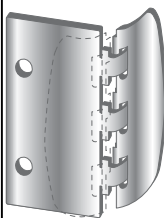


- Super wide view lens
- Scratch proof lens
- Moist/water proof
- For doors 1-3/8" to 2" thick
- 1" barrel diameter
- 10/box

PB

EFL-100-^{Finish}

Privacy Flip Lock

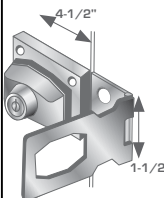


- Size: 2-3/4" x 1-1/2"
- For in-opening doors
- Left or right handed doors
- 10/box

B, W

ELK-110-^{Finish}

Hasp Lock - 4-1/2



- Size: 4-1/2" x 1-1/2"
- For in-opening doors
- Left or right handed doors
- Available keyed alike or keyed different
- 10/box

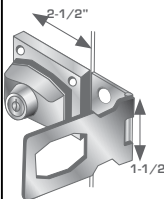
Locked Position



C

ELK-111-^{Finish}

Hasp Lock - 2-1/2



- Size: 2-1/2" x 1-1/2"
- Use on doors, gates, trunks, or boxes
- Keyed for additional protection
- Available keyed alike or keyed different
- 10/box

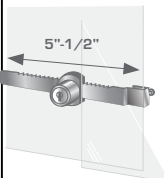
Locked Position



C

ELK-130-^{Finish}

Showcase Lock



- Locks sliding glass doors
- Keyed lock with 2 keys included
- 25/box

C



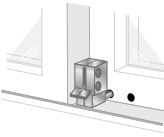
Security Door Hardware



Need A Custom Product Or Custom Finish? Contact Our Custom Department Today!

EPL-100-^{Finish}

Patio Door Lock - Lever



- 2" X 5/8"
- Inside and outside sliding doors
- Locks door in fully closed and ventilation position
- 19/box

AL

EPL-105-^{Finish}

Patio Door Lock - Keyed Lever

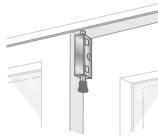


- Size: 2-1/4" x 2
- Inside and outside sliding doors
- Locks door in fully closed and ventilation position
- Key lock with 2 keys
- 10/box

AL

EPL-106-^{Finish}

Patio Door Lock - Keyed Large Rectangle

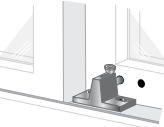


- Size: 6" x 1-1/8"
- Heavy-duty steel bolt
- Use on inside and outside sliding doors
- Key lock with 2 keys
- 10/box

AL, W

EPL-101-^{Finish}

Patio Door Lock - Top Knob



- Size: 1-1/2" x 2-1/4"
- Inside and outside sliding doors
- Locks door in fully closed and ventilation position
- 10/box

AL, W

EPL-108-^{Finish}

Patio Door Lock - No Key Large Rectangle

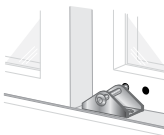


- Size: 6" x 1-1/8"
- Heavy-duty steel bolt
- Use on inside and outside sliding doors
- No key required
- 10/box

W

EPL-102-^{Finish}

Patio Door Lock - Pull Pin



- Size: 2" x 1-3/4"
- Inside and outside sliding doors
- Locks door in fully closed and ventilation position
- 10/box

AL

EPL-110-^{Finish}

Patio Door Lock - Pin

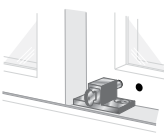


- 3-1/4" length
- Lock and unlock door quickly
- Pin locks in place
- Cut to length
- 10/box

AL

EPL-104-^{Finish}

Patio Door Lock - Keyed

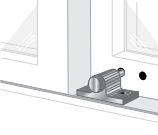


- Size: 1-1/8" x 1-3/4"
- Inside and outside sliding doors
- Locks door in fully closed and ventilation position
- Keyed lock with 2 keys
- 10/box

AL

EPL-111-^{Finish}

Patio Door Lock - Side Knob



- Size: 2" x 2-1/4"
- Inside and outside sliding doors
- Locks door in fully closed and ventilation position
- 20/box

AL



Need A Custom Product Or Custom Finish? Contact Our Custom Department Today!

AB - ANTIQUE BRASS AL - ALUMINUM B - BRASS C - CHROME DU - DURONODIC PB - POLISHED BRASS PC - PRIME COAT S - STAINLESS STEEL W - WHITE

*Stock Finishes Are Listed Under Each Part Number. Additional Finishes Are Available Upon Request. ** All Items Display Packaged Unless Noted



Security Door Hardware

EWL-100-^{Finish}

Window Lock - Single Wing Nut

- Works on top and bottom tracks
- 1 wing nut
- 10/box

AL

EWL-120-^{Finish}

Window Lock - Lever

- Easy to use lever
- Works on most sliding windows
- No tools required for installation
- 10/box

AL

EWL-111-^{Finish}

Window Lock - Wood Sash Keyed

- Key locking prevents breaking the glass and easily unlocking the window
- Locks and unlocks quickly
- 2 keys included
- 10/box

B

EWL-150-^{Finish}

Window Lock - Double Wing Nut

- Works on top and bottom tracks
- 2 wing nuts
- 10/box

AL

Visit **PRO-LOK**.com for more products!

PRO-LOK[®]



KALIFORNIA KEY CHAINS

Full Line of:

- Auto Opening Kits
- Auto Opening Tools
- Auto Opening Lights
- Blue Punch Key Machines
- Trigger Gun Locks
- Cable Gun Locks
- Door Installation Tools
- Key Decoders
- Key Hooks
- Locksmith Tools
- Lock Picks
- Safe Bits

Full Line of:

- Adaptor Plates
- Door Knobs
- Door Viewers
- Filler Plates
- Hole Covers
- Hasp Locks
- Latch Protectors
- Patio Door Locks
- Strike Plates
- Window Locks
- Wrap Plates
- Escutcheon Plates

Full Line of:

- Key Identification/Tags
- Coils
- Pull-a-Parts
- C-clips
- Key Reels/Badge Pulls
- Belt Hooks
- Snaps
- Key Hiding
- Chains/Necklaces
- Lanyards/Wrist Straps
- Key Cases
- Split Rings

AB = ANTIQUE BRASS AL = ALUMINUM B = BRASS C = CHROME DU = DURONODIC PB = POLISHED BRASS PC = PRIME COAT S = STAINLESS STEEL W = WHITE

*Stock Finishes Are Listed Under Each Part Number. Additional Finishes Are Available Upon Request. ** All Items Display Packaged Unless Noted

PRO-LOK



Lock Tools

PRO-LOK[®]

HARDPLATE DRILL BITS



For security, we do not show the proper drill point.

- Designed For Safety & Drilling Difficult Material Such As Concrete & Stainless Steel.
- Tungsten Carbide With Diamond Ground Tips.
- Unique Negative Rake Angle & Shortened Chisel Edge That Increases Effectiveness & Reduces Tip Failure.
- Hardened Shanks.
- Fast Starting & Faster Cutting.

SB01: 3/16" x 3-1/2"

SB02: 3/16" x 1"

SB05: 1/4" x 4"

SB06: 1/4" x 6"

SB11: 5/16" x 5"

SB12: 5/16" x 8"

SB16: 3/8" x 6"

SB18: 3/8" x 8"

SB17: 3/8" x 12"

SB20: 1/2" x 6"

SB21: 1/2" x 12"


Featuring



Diamond
Ground Tips

** Items are not to scale, please refer to the listed dimensions **

PRO-LOK®



KD01

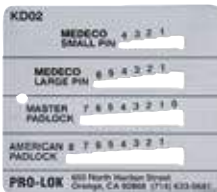
Key Decoder

Decoder for Kwikset, Schlage, Weiser, and Weslock.

Made from Stainless Steel

KEY HOOKS

Keys won't fall off of these hooks! Pliable, durable, colorful no-spill key hooks. Unique design securely holds 25-30 blanks per hook and won't allow the blanks to come off until needed. The special formula material eliminates breaking and drooping. Use with the Key Tag System below for the ultimate key board organization. 100 hooks per bag. Fits 1/8" pegboard.



KD02

Key Decoder

Decoder for Medeco Small Pin, Medeco Large Pin, Master Padlock, and American Padlock.

Made from Stainless Steel



KHBL

Blue Key Hooks

KHBLK

Black Key Hooks

KHBR

Brown Key Hooks

KHRE


Red Key Hooks

KHTE

Teal Key Hooks

KHWH

White Key Hooks



KD03

Key Decoder

Decoder for GM, Ford, Chrysler, and Ford 10 Cut.

Made from Stainless Steel



KD98

Key Decoder

Decoder for ASSA.

Made from Stainless Steel



LT420

Domestic Key Tag System

Organize residential & commercial keys on your board. Used behind key hooks. Set contains more than 1000 tags. Lists blank manufacturer & part number for reordering blanks.



KDIC

Key Decoder

Decoder for Best/Falcon and other I/C/ keys using standard A2 increments.

Made from Stainless Steel



LT420

Blank (White) Key Tag System

Make your own key tags that go behind the hooks on your keyboard. Set contains 96 blank tags. Use the template online to input your blanks.



KDSC

Key Decoder

Decoder for all Schlage and other (Schlage type) keys using factory increments.

Made from Stainless Steel



LT423

Fluorescent Blank Key Tag System

Make your own key tags that go behind the hooks on your keyboard. 3 fluorescent colors: pink, orange, and yellow to help find popular blanks. Set contains 96 blank tags.

PRO-LOK[®]

LT300

KeyCheck™ Key Blank ID

An Ideal tool to train on key blank identification. Forms & holds the keyway on any sample key and allows you to match the right blank every time.



LT340

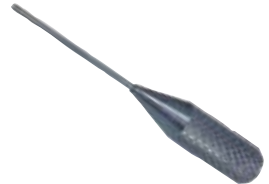
IC Rekey / Decode / Dump Tool

Several tools in one. Clear chambers and decode. Chamber cap and retainer sleeve staking feature. Holds the key cylinder and provides a place to dump the pins for decoding or disposal. Also acts as a holding fixture for rekeying.



LT341

IC Rekeying Ejector Pin



LT342

IC Rekeying Staking Tool



LT350

Single Plug Holder

The single plug holder will accommodate all Schlage full size plugs, including Primus plugs with side bars. The holder has 2 grooves for the side bar in Primus plugs, so any plug may be inserted from either end of the holder. Making it easy to insert pins into plug.



LT350-12

Multiple Plug Holder

Will accommodate up to 12 plugs with sidebars.



LT500

Rhodes Nut Tool

Aluminum tool replaces plastic nut driver that comes with the Rhodes locks. Durable and easy to handle. Ideal for high volume retrofit. Saves valuable time.



LT605

The DiskBuster™

Clamps onto most brands of disk/circular type padlocks and automatically centers the shear line for quick drilling. Prevents the possibility of drilling your hand.



LT612

Padlock Drill Guide

Drill jig securely clamps rekeyable padlocks to drill the retainer screw or pin. After cylinder is removed and serviced, padlock can be reused by tapping and inserting screw in hole.



LT9505

Fire Cabinet Lock

Self contained trip lever cylinder lock assembly fits glass fire cabinet doors. Keyed alike to LL24.



COMMERCIAL KEY ACCESSORIES

HOOKS & REELS



Slide-On Belt

- Made From Nickel Plated Steel

K250
1 /Card

K250-B
12 /Bulk



Clip-On Belt

- Made From Nickel Plated Steel
- For Belts Over 2" Wide

K251
1 /Card

K251-B
12 /Bulk



Key Reels

- 24" Retractable Cord
- Includes Tempered Clip To Slide On Belt

K230 (Nickel Finish)
1 /Card

K235 (Black Powder Coat)
1 /Card

COILS & COVERS



Belt Coil

- Plastic Snap Hook To Hook Belt Or Bag
- 5-1/2" Length Cord Stretches to 48"
- Assorted Colors

K208
1 /Card

K208-B
12 /Bulk



Key Identifiers

- Plastic Key Covers for Identification
- Fits Standard Keys
- Assorted Colors

K100
6 /Card

K100-B
200 /Bulk



Key Identifiers

- Large Plastic Key Covers for Identification
- Fits Large Head Keys
- Assorted Colors

K103
6 /Card

K103-B
200 /Bulk

CLIPS & SNAPS



X-Large C-Clip

- 3" Length Clip
- Screw Locking
- Anodized Aluminum
- Assorted Colors

K221
1 /Card

K221-B
12 /Bulk



ID Badge Reel

- Snap On Mini Reel
- 19" Retractable Cord
- Convenient Clip to Attached to Shirt, Belt, or Bag

K240
1 /Card

K223-B
36 /Bulk



ID Badge Reel

- Key Ring Mini Reel
- 19" Retractable Cord
- Convenient Clip to Attached to Shirt, Belt, or Bag

K241
1 /Card

K241-B
36 /Bulk

RINGS & TAGS

All Rings Are Nickel Plated

Split Key Rings

Item #	Size	Quantity
K911	5/8"	100/Box
K912	3/4"	100/Box
K913	7/8"	100/Box
K914	1"	100/Box
K915*	1-1/16"	100/Box
K916	1-1/8"	100/Box
K917	1-1/4"	100/Box
K918	1-3/8"	100/Box
K919	1-1/2"	100/Box
K920	2"	50/Box
K921	3"	25/Box


* Brass Plated



Paper Key Tags

Item #	Size	Quantity
K850-B	5/16"	50/Bulk
K851-B	1-1/4"	50/Bulk
K852-B*	1-9/16"	50/Bulk
K853-B*	2-1/4"	50/Bulk
K861-B**	1-1/4"	50/Bulk
K871-B	1-1/4"	50/Bulk

* Color Tag (assorted colors)
** Fiber Tag



Brass Key Tags

Item #	Size	Quantity
K883-B	1"	100/Bulk
K884-B	1-3/32"	100/Bulk
K885-B	1-1/4"	100/Bulk
K886-B	1-3/8"	100/Bulk
K887-B	1-1/2"	100/Bulk
K888-B	2"	100/Bulk




Stainless Ring

- 6-1/4" Long with Screw Lock to Open and Close
- Stainless Steel

K504
1 /Card

K504-B
12 /Bulk



ID Badge Reel

- Plastic Colored Tags
- Ball & Chain for Flexibility
- Assorted Colors

K800
4 /Card

K800-B
100 /Bulk



ID Badge Reel

- Plastic Colored Tags
- Swivel Feature for Flexibility
- Assorted Colors

K820
4 /Card

K820-B
100 /Bulk

Our Family of Brands:

PRO-LOK



Full Line of:

- Auto Opening Kits
- Auto Opening Tools
- Auto Opening Lights
- Blue Punch Key Machines
- Trigger Gun Locks
- Cable Gun Locks
- Door Installation Tools
- Key Decoders
- Key Hooks
- Locksmith Tools
- Lock Picks
- Safe Bits

Full Line of:

- Adaptor Plates
- Door Knobs
- Door Viewers
- Filler Plates
- Hole Covers
- Hasp Locks
- Latch Protectors
- Patio Door Locks
- Strike Plates
- Window Locks
- Wrap Plates
- Escutcheon Plates

Full Line of:

- Key Identification/Tags
- Coils
- Pull-a-Parts
- C-clips
- Key Reels/Badge Pulls
- Belt Hooks
- Snaps
- Key Hiding
- Chains/Necklaces
- Lanyards/Wrist Straps
- Key Cases
- Split Rings

WORLD HEADQUARTERS

PRO-LOK

655 North Hariton Street
Orange, California 92868
United States of America

Phone: 714.633.0681

Fax: 714.633.0470

Email: HelpDesk@pro-lok.com