



# Toilet Partition Hardware

VOLUME II | [SENTRYSUPPLY.COM](http://SENTRYSUPPLY.COM)

- Friendly, knowledgeable customer service
- Industry leading fill rates
- Large assortment, competitively priced
- Our goal is **100%** customer satisfaction
- Special order – No problem!
- Industry best tech support
- **100's** of new items

***Sentry***  
**SUPPLY LLC**

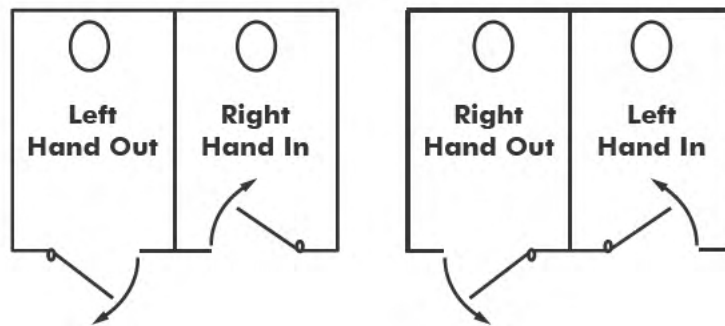
(800) 245-6860 • FAX: (724) 834-2639

Originally established in 1975, we have been supplying Hardware for installing and maintaining toilet partitions, in public restrooms, for over 30 years.

Our ever expanding inventory makes it possible to offer repair parts for all makes of toilet partitions. We pride ourselves in responding quickly to all of our customers' needs, whether it be timely shipment of orders, quotation requests or sourcing and obtaining parts.

We are committed to Customer Satisfaction. Please give us the opportunity to prove it to you!

**Guide for Ordering Surface Mounted Hinges:  
Handing Configurations**



**Customer Service**

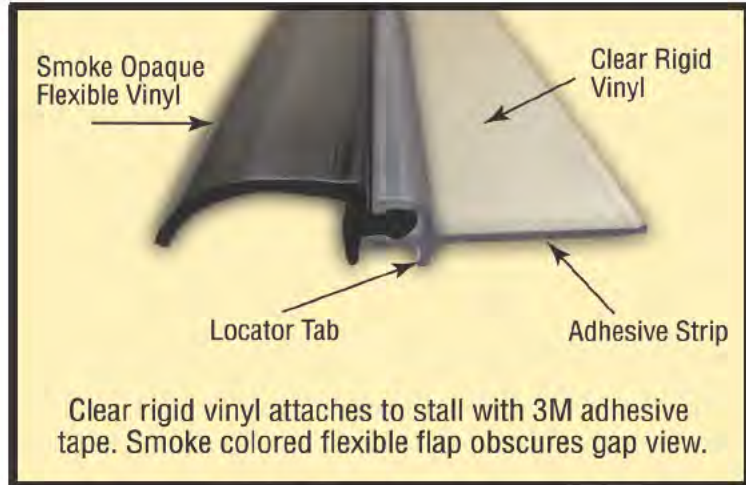
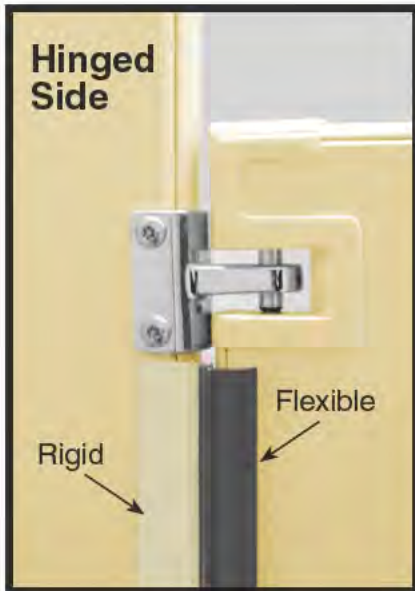
Sentry is ready to fulfill any large capacity order, we can take your order from inception to completion in stride.



# Privacy Problems **SOLVED**

# “Privacy Cover”

PATENT NO.: 8627610

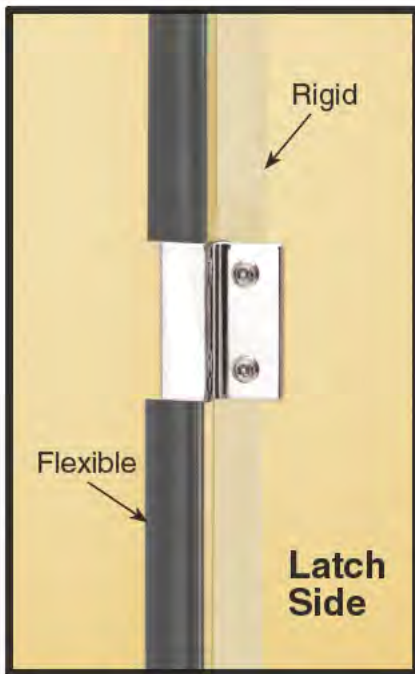


### Part Number:

650-1010 – (2) 58" pieces per set (poly bagged) / **5 sets per carton**

### Features:

- Eliminates most door and panel gaps.
- Assures personal privacy.
- Self-adhesive for fastener free installation.
- Clear rigid vinyl blends to all partition colors and materials.
- Cut to fit for various partition door installations.
- Flexible vinyl flap adapts to multiple applications. The smoke / opaque color and serrated surface obscures vision.



### Ideal For:

Schools, Dormitories, Offices, Sports Complexes, Restaurants, Hospitals, Churches and more!

“These covers were installed in the ladies room at a local theater. Complaints about gaps have led us to the Sentry site. These strips installed easily and quickly. They can also be cut to length with the proper tools. Highly recommended.”

– A satisfied customer, North Florida ★★★★★ **5/5**

# Terms & Conditions

---

- PRICING:** We strive to maintain a competitive position in the industry, however, unexpected price increases from other sources may occur from time to time. Due to this condition, our prices are subject to change without notice. All quotations are valid for 30 days from time of written quotation, unless otherwise stated.
- MINIMUM ORDER:** \$25.00 net per order.
- TERMS:** Net 30 days to qualified customers. All other orders may be prepaid with most major credit cards.
- FREIGHT:** All orders are shipped F.O.B. the warehouse. Claims for lost or damaged goods must be made directly with the carrier (ICC regulations require the recipient to file all claims).
- RETURNS:** Returns will be accepted with a Sentry Return Authorization Number (SRA#) and this number must appear on the packing slip. Restocking fees may apply and will be discussed prior to the return authorization. Returns will only be accepted if freight is prepaid.
- PHOTOS:** All photos are representative of the latest manufactured part available. Finishes shown are as accurate as the printing process allows. Sentry disclaims liability for photographic accuracy as it pertains to the actual product.
- I.D. SAMPLING:** It is highly recommended, when some doubt exists as to the actual part required, to forward a sample of that part. Our skilled sourcing representatives can assist you in determining which of our products will best accommodate your needs.

**E-mail: [sales@sentrysupply.com](mailto:sales@sentrysupply.com)**  
**Web: [sentrysupply.com](http://sentrysupply.com)**



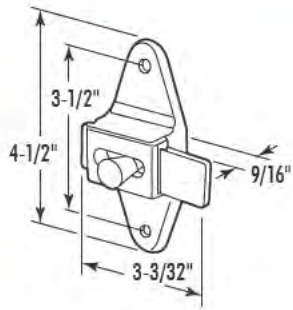
# Table of Contents

---

<b>Latches</b>		<b>Pivot Hinge Accessories</b>	32
Slide.....	4	<b>Hinges</b>	
Throw.....	4	Surface Mount .....	35
Concealed.....	7	Piano.....	37
<b>"Qwik-Fix" Kits</b>	10	Parts.....	38
<b>Door Closers</b>	11	<b>Wall Brackets</b>	
<b>Strikes &amp; Keepers</b>		Cast Zamak & Stainless Steel.....	39
Cast Zamak & Stainless Steel		Stamped Stainless Steel.....	41
Round Edge .....	13	Continuous Length .....	42
Square Edge .....	14	<b>Pilaster</b>	
Stamped Stainless Steel (Square Edge).....	17	Shoes .....	43
Extruded Aluminum .....	18	Supports.....	44
<b>Bumpers</b>		Anchors.....	44
Coat Hooks & Bumpers.....	19	Accessories.....	45
Door Stops .....	20	<b>Headrail Accessories</b>	
Floor Stops .....	21	End Plugs.....	47
Wall Stops .....	22	Brackets.....	47
Wall Protectors.....	23	<b>Alcove Clips</b> .....	49
<b>Pulls &amp; Plates</b>	24	<b>Paper Holders</b> .....	49
<b>Pivot Hinges</b>		<b>Fasteners</b> .....	50
Wrap Around Pivot		<b>Tools</b> .....	53
Square Edge .....	26	<b>Commercial Hardware</b>	
Round Edge .....	27	Latch Protectors .....	54
Flat Back .....	29	Corner Covers .....	55
<b>Door Inserts</b>		<b>Bath</b> .....	56
Square Edge.....	30	<b>Index</b> .....	64
Round Edge.....	31		

# Surface Latches & Keepers

Slide Latch



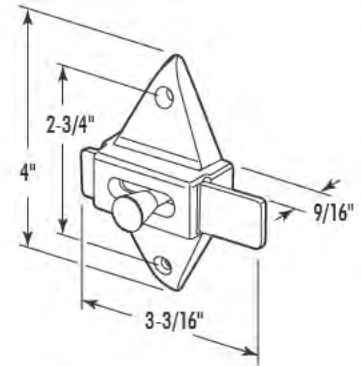
**650-6602**

Chrome Plated Zamak

**650-8297**

Satin Cast Stainless Steel

Slide Latch



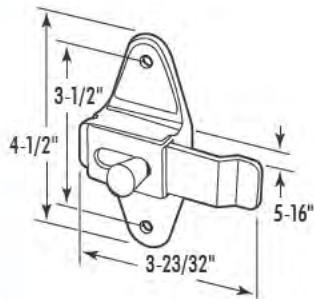
**650-6596**

Chrome Plated Zamak

**650-7455**

Satin Cast Stainless Steel

Slide Latch with Offset Bar



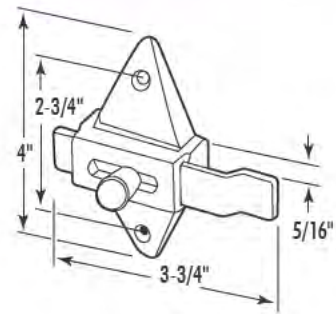
**650-8618**

Chrome Plated Zamak

**650-9486**

Satin Cast Stainless Steel

Slide Latch with Offset Bar



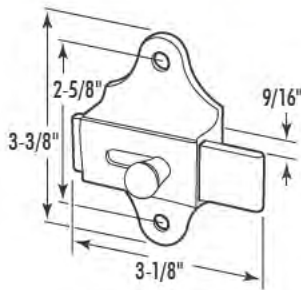
**650-7431**

Chrome Plated Zamak

**650-9520**

Satin Cast Stainless Steel

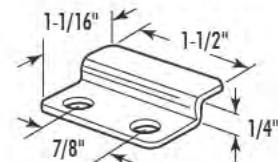
Slide Latch



**650-7184**

Chrome Plated Zamak

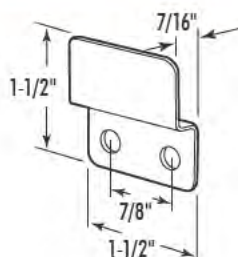
Keeper



**650-9252**

Satin Stamped Stainless Steel

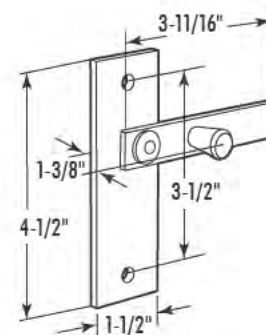
Keeper



**650-6252**

Satin Cast Stainless Steel

Throw Latch



**650-6608**

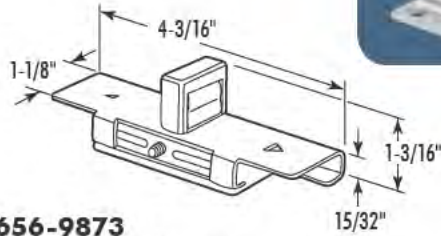
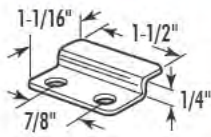
Chrome Plated Brass





# Surface Latches & Keepers

## Slide Latch with Keeper



**656-9873**

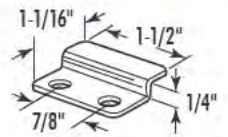
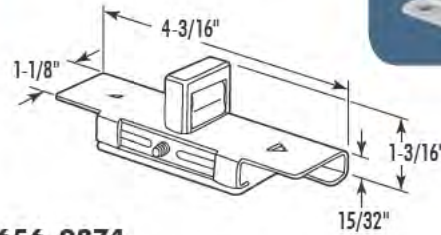
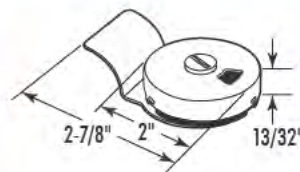
For Inswing Doors

**With Fasteners**

Satin Stamped Stainless Steel



## Slide Latch with Keeper



**656-9874**

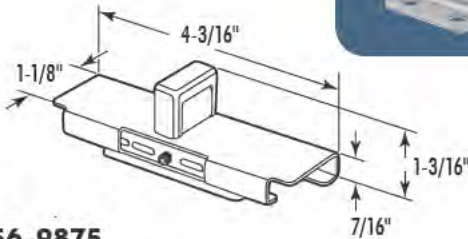
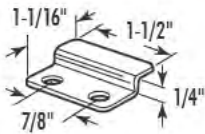
For Inswing Doors

**With Fasteners**

Satin Stamped Stainless Steel  
With Indicator & Pull



## Slide Latch with Keeper



**656-9875**

For Inswing Doors

**With Fasteners**

Satin Stamped Stainless Steel  
"Bobrick" style latch



## Description

Solid brass slide bolt surface mounts to face of door; two keepers allow for surface or mortise frame installation.

**Supplied with fasteners.**

## Solid Brass Surface Bolt

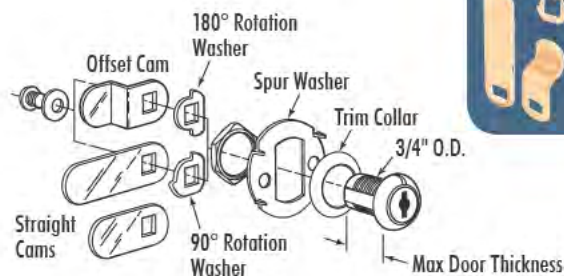


Part No.	Size	Finish
U 9962	3"	Brass
U 9961	4"	Brass
U 10306	4"	Satin Nickel
U 10307	4"	Classic Bronze

## Description

Stainless steel face; plated diecast housing; uses Yale Y-11 keyway.

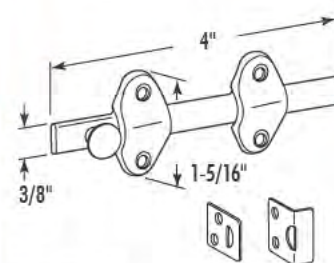
## Drawer & Cabinet Lock



Part No.	Finish	Max Door Thickness	Cylinder Length	Keyed Alike
S 4453	Brass	5/16"	5/8"	No
S 4454	Chrome	5/16"	5/8"	No

Also Available  
in Keyed Alike

## Surface Bolt



**U 10267**

White Painted Steel

## Description

Slide bolt surface mounts to face of door; two keepers allow for surface or mortise frame installation; guide brackets adjust fit unique installation conditions.

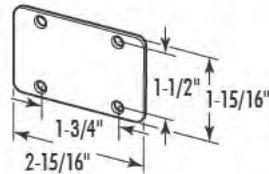
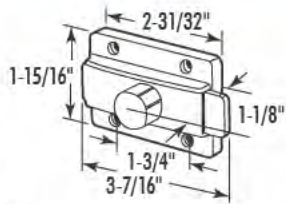
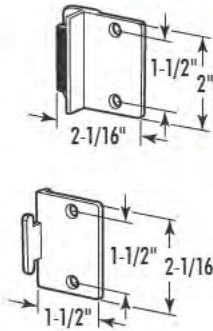
**Supplied with fasteners.**



# Surface Latches & Keepers

Latch with Keeper

For Mills

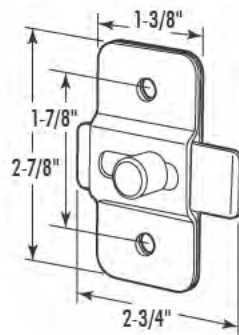


656-2799

For **Inswing & Outswing** Doors  
Satin Stainless Steel  
With Fasteners

Slide Latch

For Ampco, Santanna & Others



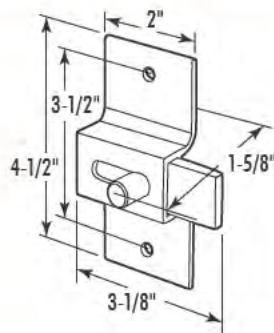
650-7996

Satin Stamped Stainless Steel

Use with stamped stainless steel strikes & keepers on page 17

Slide Latch

For Santanna & Others



650-8543

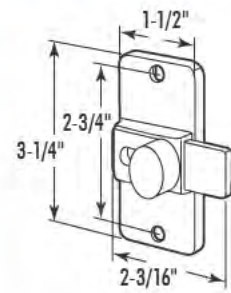
Clear Anodized Aluminum

650-4027

Brite Dip Aluminum

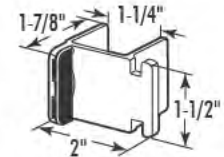
Slide Latch with Keeper

For Accurate



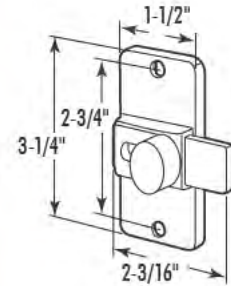
650-2804

For **Laminated Doors**  
For **Inswing** Doors  
Chrome Plated Zamak



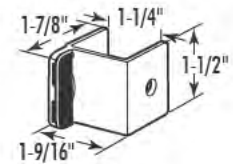
Slide Latch with Keeper

For Accurate



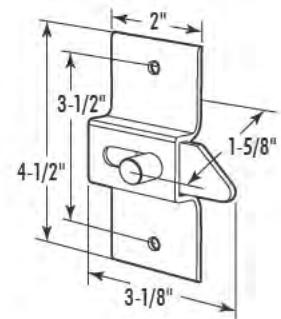
650-2805

For **Laminated Doors**  
For **Outswing** Doors  
Chrome Plated Zamak



Slide Latch

For Santanna & Others



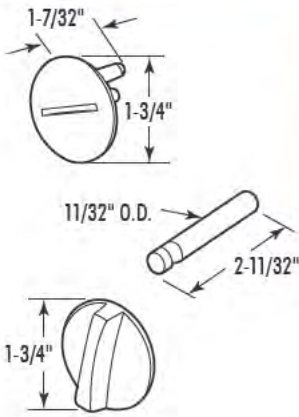
650-4051

Clear Anodized Aluminum

650-4052

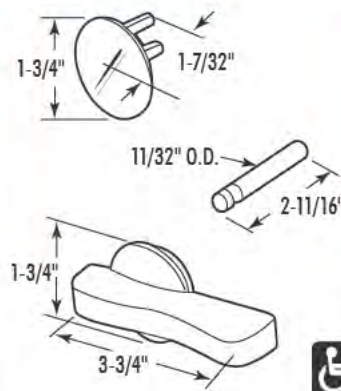
Brite Dip Aluminum

# Concealed Latches



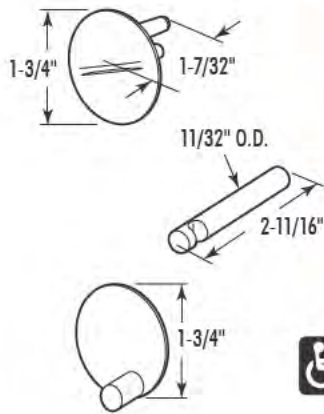
**Knob Set with Straight Bolt**

**650-7528**  
For **Laminated Doors**  
Chrome Plated Zamak



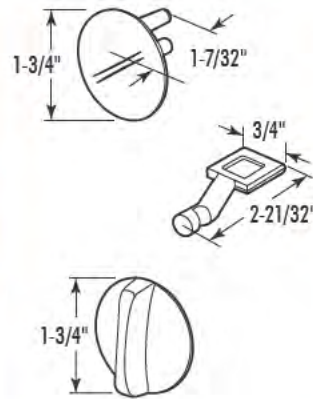
**Lever Set with Straight Bolt**

**650-8999**  
For **Laminated Doors**  
Chrome Plated Zamak



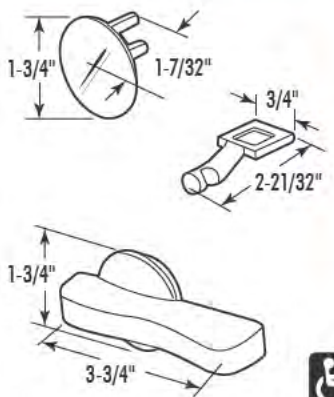
**Knob Set with Straight Bolt**

**650-4023**  
For **Laminated Doors**  
Chrome Plated Zamak



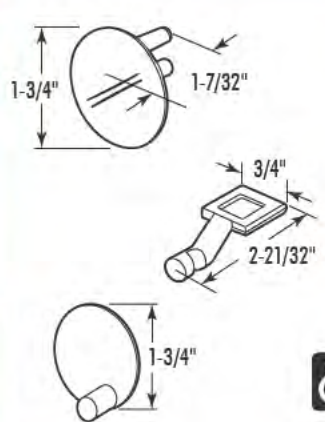
**Knob Set with Flat Tip Bolt**

**650-7112**  
For **Steel Doors**  
Chrome Plated Zamak



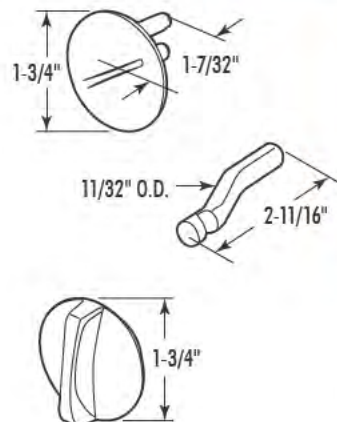
**Lever Set with Flat Tip Bolt**

**650-8996**  
For **Steel Doors**  
Chrome Plated Zamak



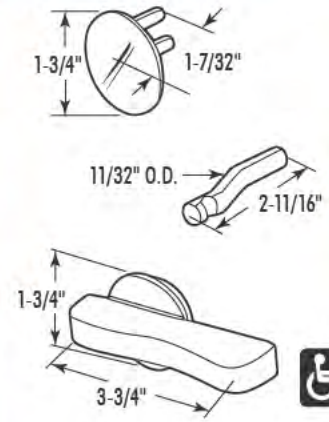
**Knob Set with Flat Tip Bolt**

**650-4024**  
For **Steel Doors**  
Chrome Plated Zamak



**Knob Set with Offset Bolt**

**650-6614**  
For **Steel Doors**  
Chrome Plated Zamak



**Lever Set with Offset Bolt**

**650-9000**  
For **Steel Doors**  
Chrome Plated Zamak



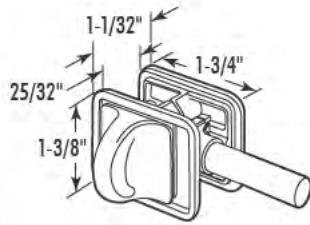


# Concealed Latches

## Slide Latch



As used by *Mills*



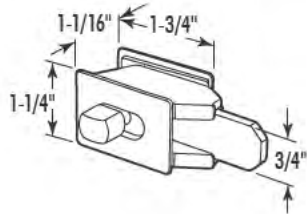
**656-6797**

For **Steel Doors**  
With **Fasteners**  
Chrome Plated Zamak

## Slide Latch



As used by *Metpar*



**650-6863**

For **Steel Doors**  
Outside **"in-use" indicator**  
Chrome Plated Zamak

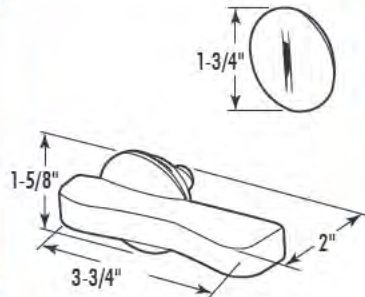
## Lever set



Used by *General & Knickerbocker*

**650-9093**

Chrome Plated Zamak



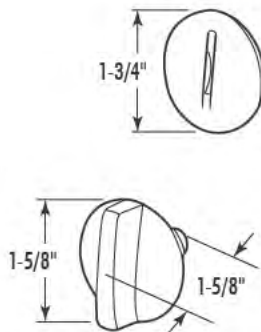
## Knob Set



Used by *General & Knickerbocker*

**650-7630**

Chrome Plated Zamak



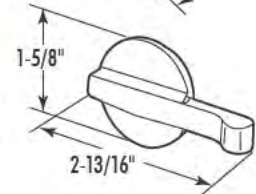
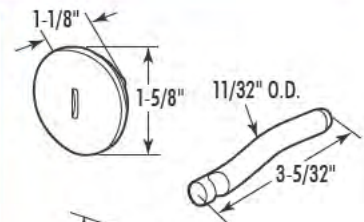
## Lever set with Offset Bolt



For *Sanymetal*

**650-2748**

For **Steel Doors**  
Chrome Plated Zamak



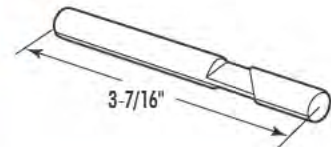
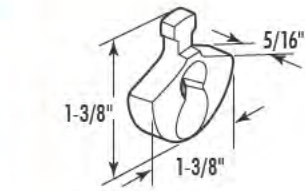
## Slide Bolt Assembly



Used by *Knickerbocker*

**650-7292**

For **Laminated Doors**



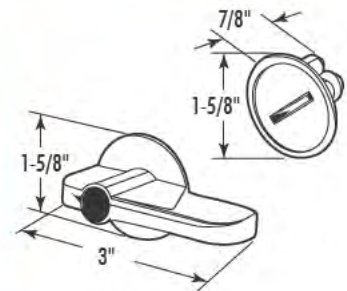
## Lever set



For *Global*

**656-8918**

For **Steel Doors**  
With **Fasteners**  
Chrome Plated Zamak



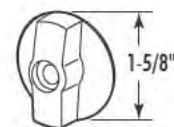
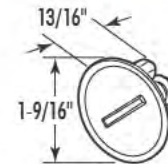
## Knob set



For *Global*

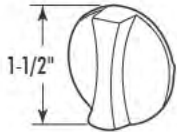
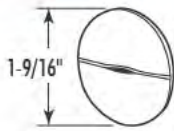
**656-2702**

For **Steel Doors**  
With **Fasteners**  
Chrome Plated Zamak





# Concealed Latches

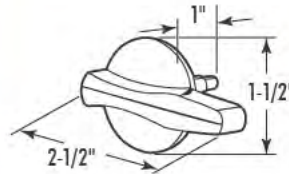
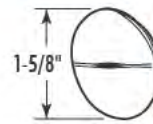


## Knob Set



Used by  
*Hadrian*

**650-7804**  
Chrome Plated Zamak

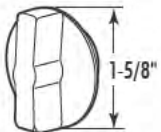
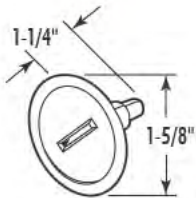


## Lever Set



Used by *Hadrian*

**650-8936**  
Chrome Plated Zamak

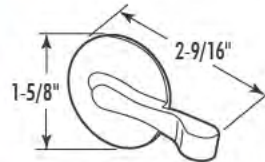
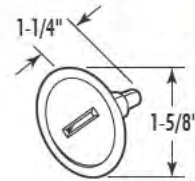


## Knob Set



Used by  
*Flush Metal*

**650-6908**  
Use with **Latch Housing 650-6617**  
Chrome Plated Zamak



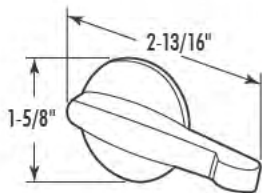
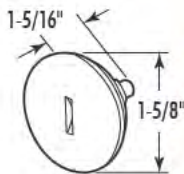
## Lever Set



Used by  
*Flush Metal*



**650-8759**  
Use with **Latch Housing 650-6617**  
Chrome Plated Zamak

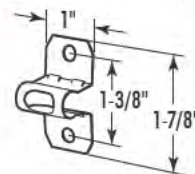
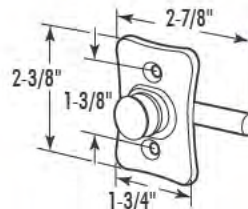


## Lever Set



For *Sanymetal*

**650-9117**  
For **Steel Doors**  
Chrome Plated Zamak

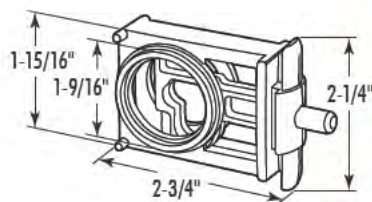


## Concealed Latch



For *Weis Robart*

**650-7900**  
For **Steel Doors**



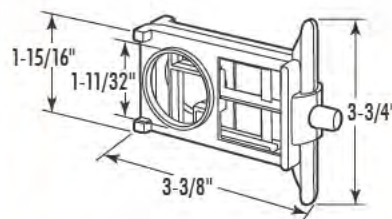
**650-6618**  
Unplated Zamak

## Latch Housing



Used by  
*General Partitions*

**650-6618-1**  
Chrome Plated Zamak



## Latch Housing



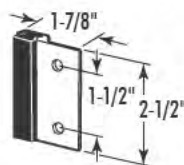
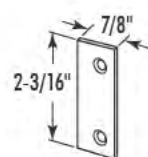
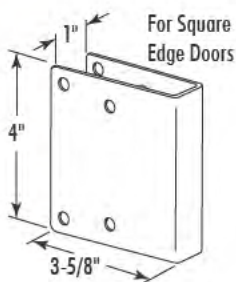
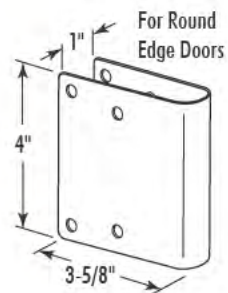
Used by  
*Flush Metal*

**650-6617**  
Unplated Zamak

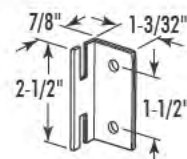
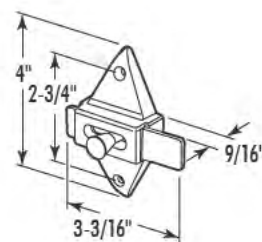
# “Qwik-Fix” Kits

- Replace missing or broken “concealed latches” with a surface mount slide latch
- Stainless steel “wrap-around” cover plate
- For square or round edge 1" doors (inswing or outswing)
- Includes necessary accessory parts
- Tamper-proof, 6 lobe with pin, fasteners including “Torx” hex bits for securing
- Hides unsightly holes in doors
- Increases strength and durability

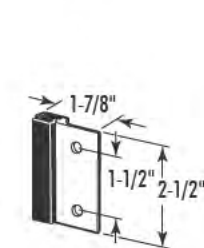
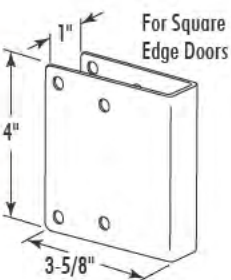
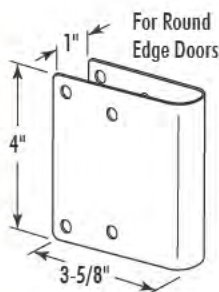
## Kit for 1" Inswing Doors



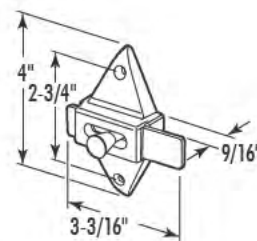
Part No.	Door Edge
656-1000	Round
656-1003	Square



## Kit for 1" Outswing Doors



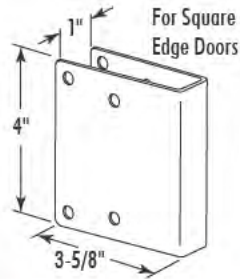
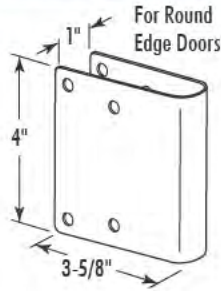
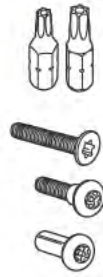
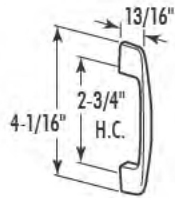
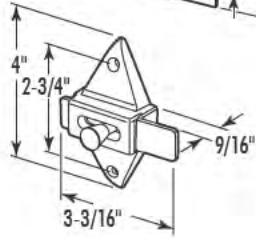
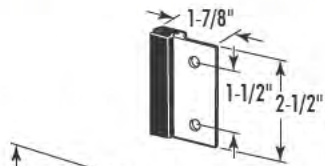
Part No.	Door Edge
656-1001	Round
656-1004	Square





# "Qwik-Fix" Kits

Part No.	Door Edge
656-1002	Round
656-1005	Square



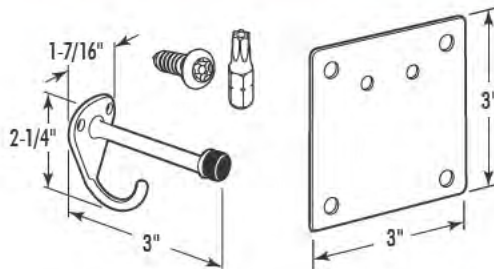
## Kit for 1" Outswing Doors



### 656-1006

Satin Stainless Steel

- Cover / mounting plate, hides damaged holes
- Bumper / hook
- "Tamper-proof," six lobe with pin, fasteners
- "Torx" hex bit for securing fasteners
- Offers increased strength and durability

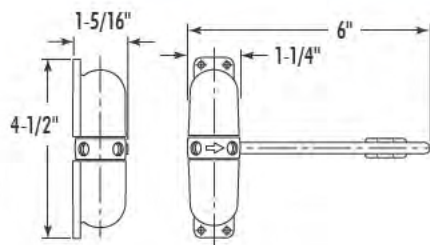


### Bumper / Hook Kit



## Safety Door Closer

Part No.	Color	Packaging
KC67US	Chrome	Clam
KC60HD	Satin Chrome	Clam
KC61US	Satin Chrome	Box
KC10HD	White	Clam
KC11US	White	Box
KC17HD	Brown	Clam
KC18US	Brown	Box
KC16HD	Black	Clam

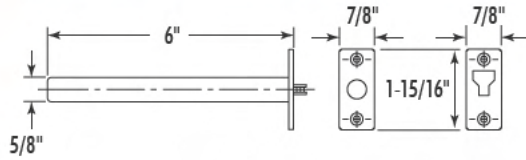



- Closes Doors Up to 150 lbs.
- Adjustable Tension
- Surface Mounted





# Concealed Door Closer



Part No.	Color	Packaging
KC30US	Black/Polished Brass	Clam
KC31US	Black/Polished Brass	Box
KC32HD	Black/Chrome	Clam

- Closes Doors Up to 150 lbs.
- Adjustable Tension
- Invisible When Door Is Closed
- Black Powder Coated Barrel with Brass Fitting Plates

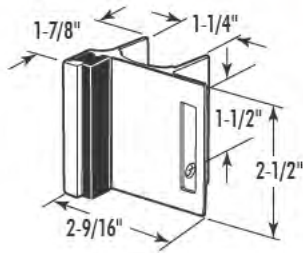


## TUB & SHOWER Hardware

Tubs & showers are one of the most used items in your home. When it's time to repair your tub or shower door, hardware is available in commercial packs to support distributor programs. Prime-Line's large selection of rollers, seals and guides can grow your distribution business. See pages 56 through 63.

# Strikes & Keepers

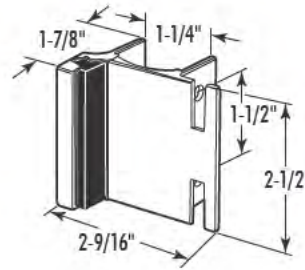
## For Round Edge Posts



Inswing for Slide Latch



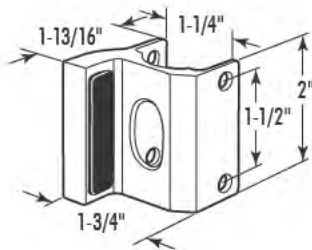
**650-6515**  
Chrome Plated Zamak



Inswing for Throw Latch (Emergency Entrance)



**650-6521**  
Chrome Plated Zamak

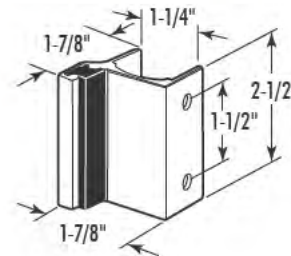


In/Outswing for Concealed Latch with Round Bolt



**650-7277**  
Chrome Plated Zamak

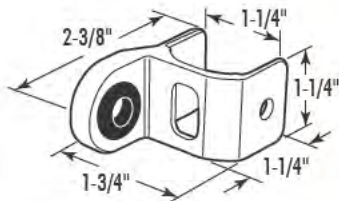
For Accurate



Outswing for Slide Latch



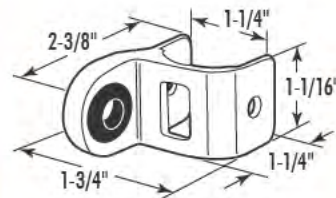
**650-6518**  
Chrome Plated Zamak




In/Outswing for Concealed Latch with Round Bolt



**650-6530**  
Chrome Plated Zamak

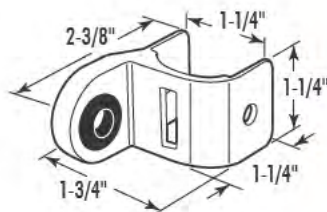


In/Outswing for Concealed Latch with Round Bolt



**650-7774**  
Chrome Plated Zamak

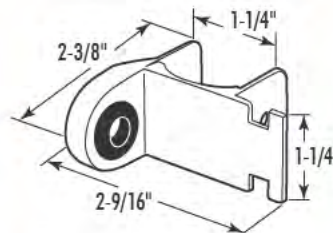
For Hadrian



In/Outswing for Concealed Latch with Flat Bolt



**650-6533**  
Chrome Plated Zamak



Inswing for Throw Latch (Emergency Entrance)



**650-9942**  
Chrome Plated Zamak





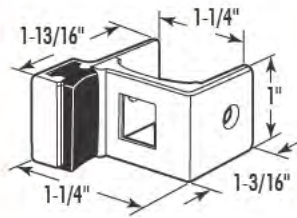
# Strikes & Keepers

For Round Edge Posts

In/Outswing for  
Concealed Latch  
with Round Bolt



For Knickerbocker



**650-7295**

Chrome Plated Zamak



**SPECIAL ORDER**

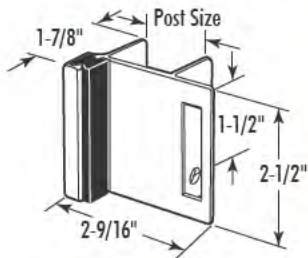
» If you don't see your part here, call...

**800.245.6860**

# Strikes & Keepers

For Square Edge Posts

Inswing for Slide  
Latch



**Part No.** **Post Size**  
**Chrome Plated Zamak**

650-6485 1-1/8"

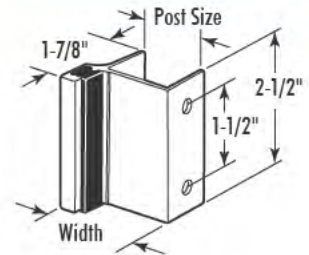

650-6482 1-1/4"

**Satin Cast Stainless Steel**

650-9588 1"

650-7461 1-1/4"

Outswing for  
Slide Latch



**Part No.** **Post Size** **Width**

**Chrome Plated Zamak**

650-9375 1" 1-11/16"

650-6488 1-1/4" 1-15/16"

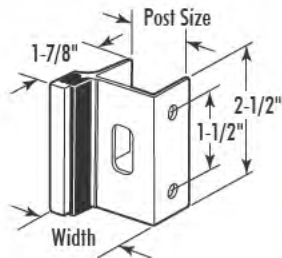
**Satin Cast Stainless Steel**

650-9910 3/4" 1-7/16"

650-9909 1" 1-11/16"

650-8480 1-1/4" 1-15/16"

In/Outswing  
with Round Bolt



**Part No.** **Post Size** **Width**

**Chrome Plated Zamak**

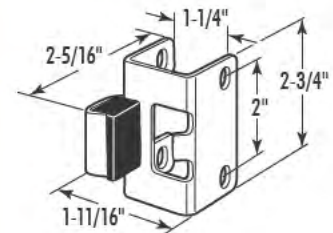
650-6501 1" 1-5/8"

650-6500 1-1/4" 1-7/8"

In/Outswing  
with Round Bolt



For Weis Robart



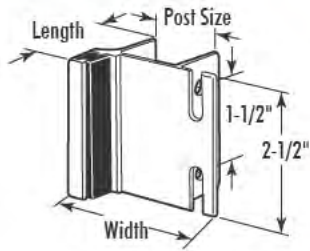
**650-7274**

Satin Cast Stainless Steel

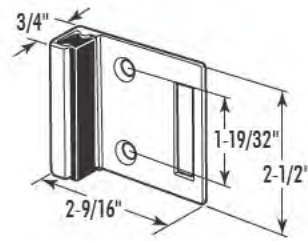


# Strikes & Keepers

For Square Edge Posts



Inswing for Throw Latch (Emergency Entrance)



Inswing for Slide Latch, Wall Mount



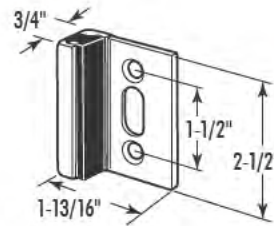
**Part No.** **Post Size** **Width** **Length**

Chrome Plated Zamak			
650-2871	1"	2-1/2"	1-7/8"
650-6491	1-1/4"	2-9/16"	1-7/8"

Satin Cast Stainless Steel			
650-8634	3/4"	2-1/16"	1-15/16"
650-8635	1"	2-1/2"	1-7/8"
650-8636	1-1/4"	2-9/16"	1-7/8"



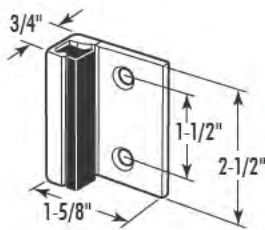
**650-6506**  
Chrome Plated Zamak



In/Outswing for Concealed Latch, Wall Mount



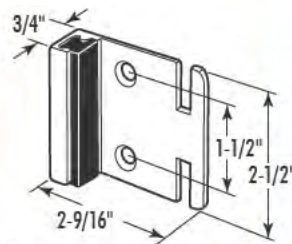
**650-6512**  
Chrome Plated Zamak



Outswing for Slide Latch, Wall Mount



**650-6509**  
Chrome Plated Zamak

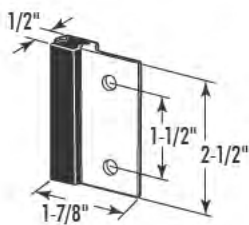


Inswing for Throw Latch (Emergency Entrance), Wall Mount



**650-6503**  
Chrome Plated Zamak

**650-9231**  
Satin Cast Stainless Steel

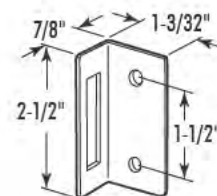


In/Outswing for Slide Latch



**650-6542**  
Chrome Plated Zamak

**650-9006**  
Satin Cast Stainless Steel



Inswing for Slide Latch



**650-6536**  
Chrome Plated Zamak

**650-8744**  
Satin Cast Stainless Steel

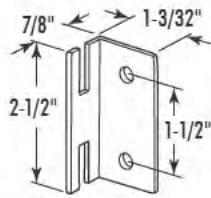
# Strikes & Keepers

For Square Edge Posts

Inswing for Throw Latch (Emergency Entrance)



**650-6539**  
Chrome Plated Zamak

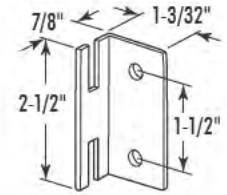
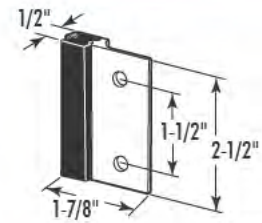


**650-9921**  
Satin Cast Stainless Steel

Inswing for Throw Latch (Emergency Entrance), 2 Piece Set



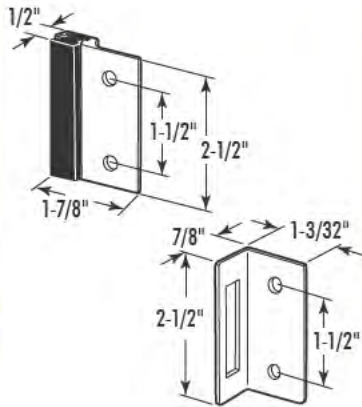
**650-2864**  
Chrome Plated Zamak



Inswing for Throw Latch, 2 Piece Set

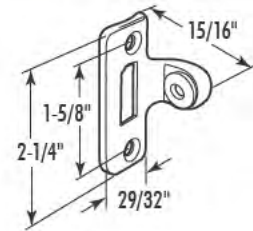


**650-2759**  
Chrome Plated Zamak



For Mills

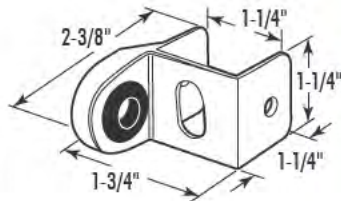
**650-6869**  
Chrome Plated Zamak



In/Outswing for Concealed Latch with Round Bolt



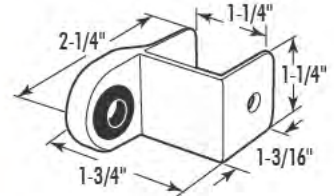
**650-7633**  
Chrome Plated Zamak



Outswing for Slide Latch



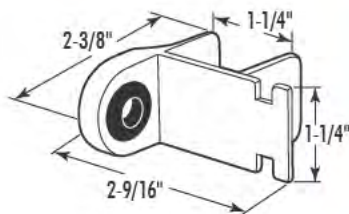
**650-6494**  
Chrome Plated Zamak



Inswing for Throw Latch (Emergency Entrance)



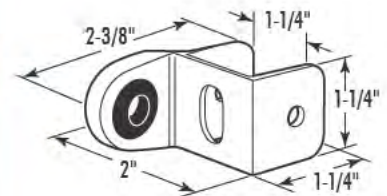
**650-6497**  
Chrome Plated Zamak



In/Outswing for Concealed Latches with Round Bolts



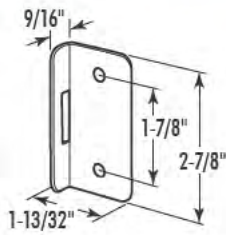
**650-9600**  
Chrome Plated Zamak





# Strikes & Keepers

For Square Edge Posts

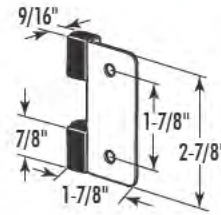


Inswing, Any Door Size



**650-8223**

Satin Stamped Stainless Steel

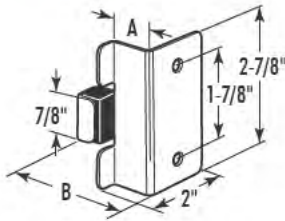


In/Outswing, Any Door Size

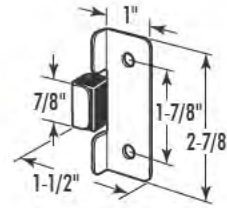


**650-8226**

Satin Stamped Stainless Steel



Outswing



Outswing for 1" Doors

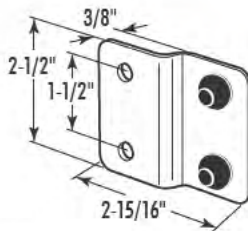


**650-9999**

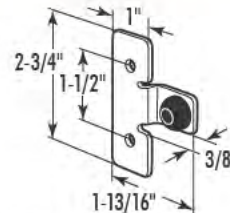
Satin Stamped Stainless Steel



Part No.	Door Size	A	B
Satin Stamped Stainless Steel			
650-9990	3/4"	13/16"	1-5/16"
650-9837	1"	1-1/16"	1-5/8"



For Bobrick #1040



For Bobrick #1040

**650-4008**

Satin Stamped Stainless Steel

**650-4011**

Satin Stamped Stainless Steel

**Don't see your part here?**

» Visit our website or call...

sentrysupply.com

800.245.6860

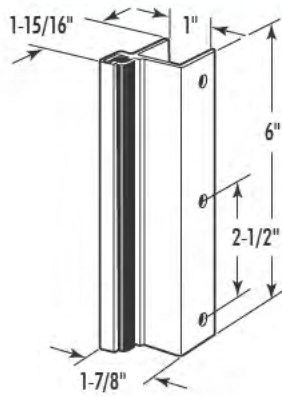




# Strikes & Keepers

For Square Edge Posts

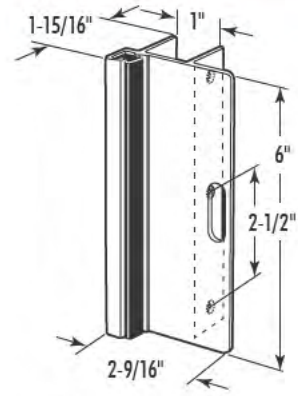
## Outswing



**650-2875**  
Clear Anodized  
Extruded Aluminum

**650-4047**  
Brite Dip  
Extruded Aluminum

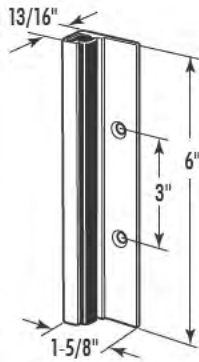
## Inswing



**650-2873**  
Clear Anodized  
Extruded Aluminum

**650-4046**  
Brite Dip  
Extruded Aluminum

## Flat Back Outswing



**650-2877**  
Clear Anodized  
Extruded Aluminum



Facebook

YouTube



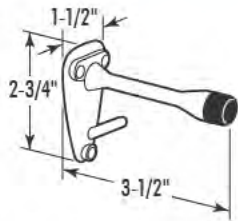
**CONNECT**  
With Prime-Line  
[primeline.net](http://primeline.net)

Twitter



Google+

# Coat Hooks and Bumpers

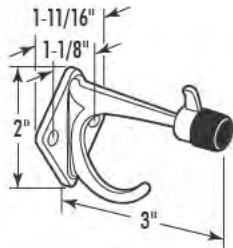


Hook and Bumper



**650-6632**

Chrome Plated Zamak

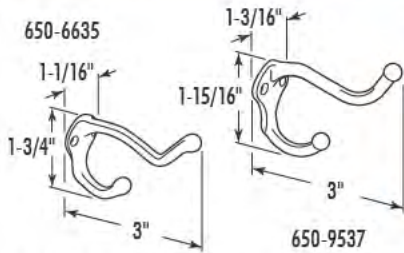


Hook and Bumper



**650-7214**

Chrome Plated Zamak



Hook

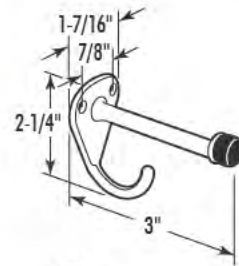


**650-6635**

Chrome Plated Zamak

**650-9537**

Satin Cast Stainless Steel



Hook and Bumper



Bumper only



**650-6626**

Chrome Plated Zamak

**650-7452**

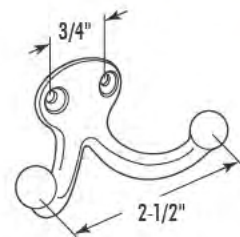
Satin Cast Stainless Steel

**650-4057**

Supplied with 1/4" holes  
Satin Cast Stainless Steel

**650-6866**

Bumper only  
Black Rubber



Double Hook

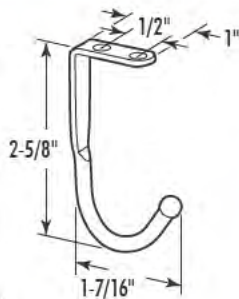


**U 10552**

Polished Brass Finish  
Cast Aluminum

**U 10553**

Polished Nickel Finish  
Cast Aluminum



"J" Hook



**650-3124**

Zinc Plated Steel



**Don't see your part here?**

» Visit our website or call...

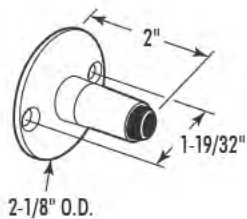
sentrysupply.com

800.245.6860



# Door Stops

658 Numbers Supplied with Fasteners

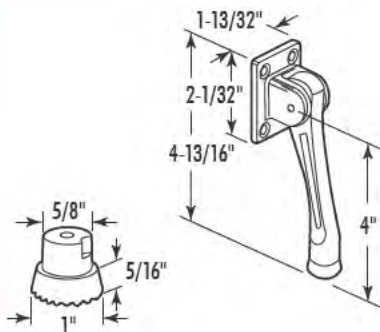


**650-6638**

Chrome Plated Zamak

**650-9492**

Satin Cast Stainless Steel

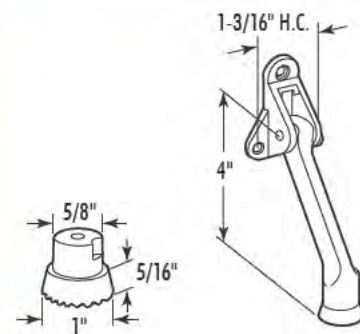


**Part No.**

**Description**

658-1006	Brass Finish
658-1007	Bronze Finish
658-1008	Chrome Finish
658-1051	Replacement Rubber Tip <b>with Screw</b>

**Cast Zamak Door Stop**



Replacement Tip **with Screw**

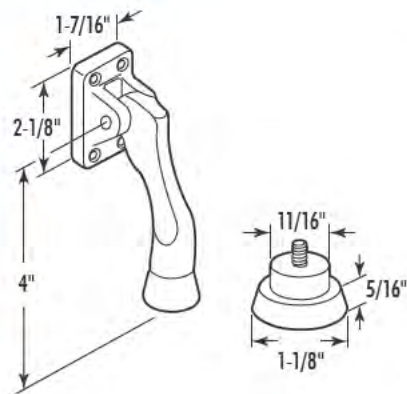
**Part No.**

**Description**

658-1001	Brass Finish
658-1002	Bronze Finish
658-1003	Chrome Finish
658-1051	Replacement Rubber Tip <b>with Screw</b>



**Cast Iron Door Stop**

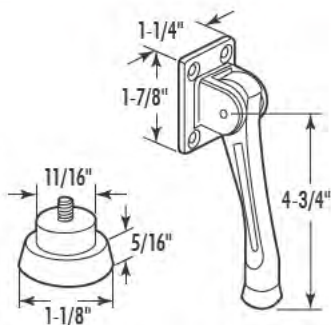


Replacement Tip **with Screw**

**Part No.**

**Description**

658-1013	Aluminum Finish
658-1014	Bronze Finish
658-1053	Replacement Rubber Tip <b>with Screw</b>

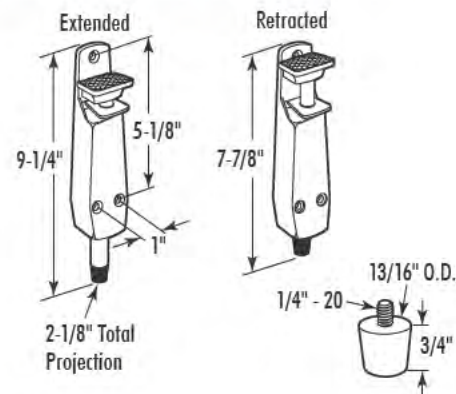


**Part No.**

**Description**

658-1011	Polished Brass
658-1009	Chrome Plated
658-1010	Brushed Chrome Plated
658-1005	Satin Nickel
658-1004	Oil Rubbed Bronze
658-1052	Replacement Rubber Tip <b>with Screw</b>

**Cast Zamak Door Stop**



Replacement Tip **with Screw**

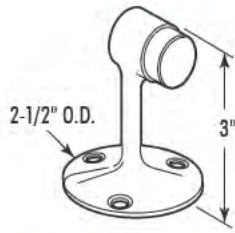
**Part No.**

**Description**

658-1016	Brass Plated
658-1015	Aluminum Painted
658-1054	Replacement Rubber Tip <b>with Screw</b>

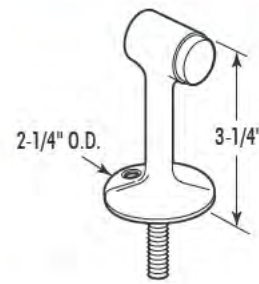
# Floor Stops

Supplied with Fasteners



Part No.	Finish
658-1019	Polished Brass
658-1018	Brushed Chrome

Cast Brass Floor Stop



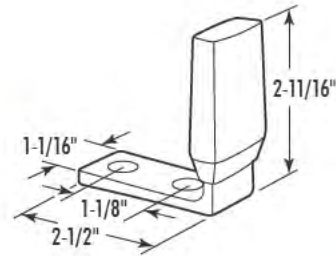
Part No.	Finish
658-1021	Polished Brass
658-1020	Brushed Chrome Plated
658-1017	Satin Nickel

Cast Brass Floor Stop



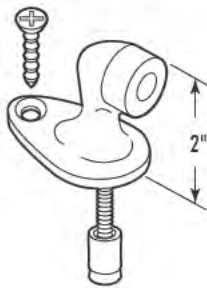

Part No.	Finish
658-1036	Polished Brass
658-1035	Brushed Chrome

Cast Brass Floor Stop



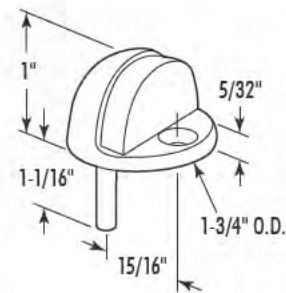
Part No.	Finish
658-1023	Bronze Finish
658-1022	Brushed Aluminum

Steel Floor Stop



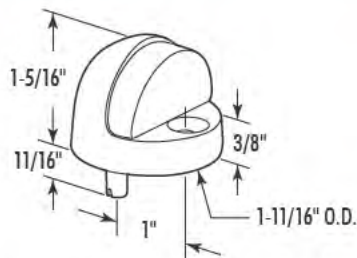
Part No.	Finish
658-1033	Polished Brass
658-1032	Brushed Chrome

Cast Brass Floor Stop



Part No.	Finish
658-1026	Polished Brass
658-1025	Brushed Chrome
658-1024	Oil Rubbed Bronze
658-1028	Satin Nickel

Cast Brass Floor Stop



Part No.	Finish
658-1031	Polished Brass
658-1030	Brushed Chrome
658-1027	Satin Nickel

Cast Brass Floor Stop

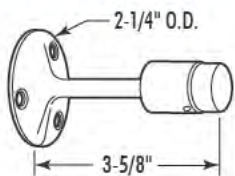




# Wall Stops

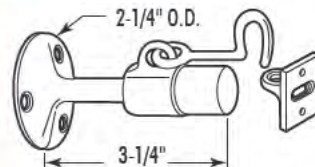
Supplied with Fasteners

## Cast Brass

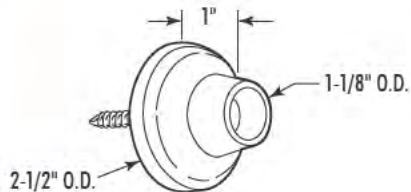


Part No.	Finish
658-1049	Polished Brass
658-1048	Brushed Chrome

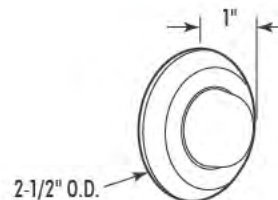
## Cast Brass



<b>658-1038</b>	Brushed Chrome
-----------------	----------------

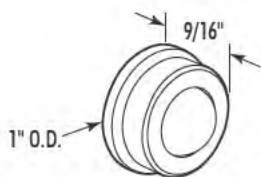


Part No.	Finish	Alloy
658-1044	Polished Brass	Stamped Brass
658-1043	Brushed Stainless	Stamped Stainless Steel



Part No.	Finish	Alloy
658-1047	Polished Brass	Stamped Brass
658-1046	Brushed Stainless	Stamped Stainless Steel

## Cast Brass

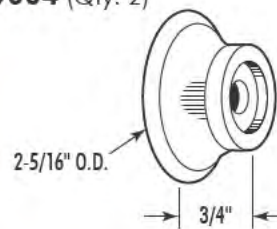


Part No.	Finish
658-1041	Polished Brass
658-1040	Brushed Chrome
658-1042	Polished Chrome

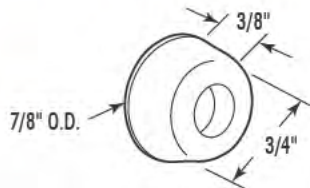
## Clear Soft Vinyl



**U 9004** (Qty: 2)

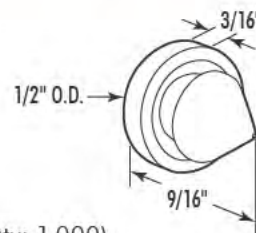


## Clear Polyurethane



**658-1050** (Qty: 10)  
**J 4713** (Qty: 4)  
 Self Adhesive

## Rubber



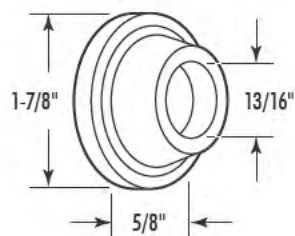
**55 6199** (Qty: 1,000)  
**J 4566** (Qty: 100)  
 Stop Mount Silencer  
 Gray  
**No Fasteners Included**

# Wall Stops

Supplied with Fasteners

**U 9029** (Qty: 2)  
Self Adhesive  
Off White

**U 9032** (Qty: 2)  
Self Adhesive  
Gray



Rubber



## Wall Protector



Rigid Vinyl



- Self adhesive
- Paintable
- Protects interior walls from impact damage by shielding contact point of wall and door knob
- Repairs damaged walls

Part No.	Qty	Size	Finish
55 5481	50	3-1/4"	Ivory Textured
U 9185	1	3-1/4"	Ivory Textured
55 5360	50	3-1/4"	White Textured
U 9243	1	3-1/4"	White Textured
U 9267	1	3-1/4"	Ivory Smooth
U 9270	1	3-1/4"	White Smooth
55 5489	50	5"	Ivory Textured
U 9186	1	5"	Ivory Textured
55 5366	50	5"	White Textured
U 9244	1	5"	White Textured
U 9268	1	5"	Ivory Smooth
U 9271	1	5"	White Smooth



Rigid Vinyl



- Self adhesive
- Paintable
- Protects interior walls from impact damage by shielding contact point of wall and door knob
- Repairs damaged walls

**U 9140** (Qty: 1)  
Ivory

**U 9275** (Qty: 1)  
White



### SPECIAL ORDER

» If you don't see your part here, call...

**800.245.6860**

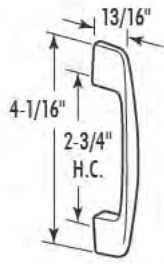


# Door Pulls & Plates

659 Numbers Supplied with Fasteners



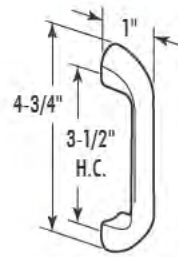
Pull



**650-6644**  
Chrome Plated  
Zamak



Pull

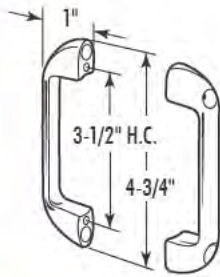


**650-6641**  
Chrome Plated  
Zamak

**650-9405**  
Satin Cast  
Stainless Steel



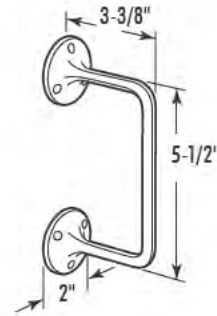
Double Pull



**656-2701**  
**With Fasteners**  
Chrome Plated  
Zamak



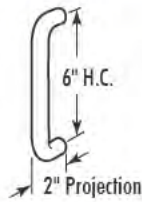
High-rise  
Pull



**650-9867**  
Satin Cast  
Stainless Steel



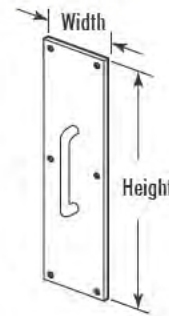
3/4"  
Round  
Pull



Part No.	Finish	Alloy
659-1048	Polished Brass	Brass
659-1049	Satin	Aluminum
659-1050	Satin	Stainless Steel



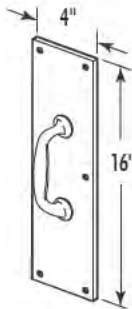
3/4" Round  
Pull Plate



Part No.	Finish	Alloy	Width	Height
659-1053	Polished Brass	Brass	3-1/2"	15"
659-1054	Satin	Aluminum	3-1/2"	15"
659-1055	Satin	Stainless Steel	3-1/2"	15"
659-1064	Polished Brass	Brass	4"	16"
659-1065	Satin	Aluminum	4"	16"
659-1066	Satin	Stainless Steel	4"	16"



Oval Pull  
Plate


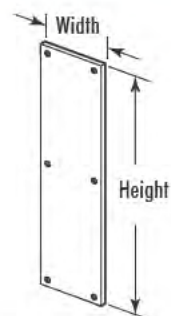


Part No.	Finish	Alloy
659-1060	Polished Brass	Brass
659-1061	Satin	Aluminum

# Plates

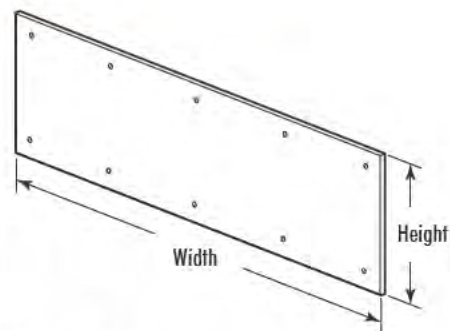

Supplied with Fasteners

Part No.	Finish	Alloy	Width	Height
659-1031	Polished Brass	Brass	3-1/2"	15"
659-1033	Satin	Aluminum	3-1/2"	15"
659-1032	Satin (304)	Stainless Steel	3-1/2"	15"
659-1036	Bright Brass	Aluminum	4"	16"
659-1038	Polished Brass	Brass	4"	16"
659-1039	Satin	Aluminum	4"	16"
659-1040	Satin (304)	Stainless Steel	4"	16"
659-1041	Satin Nickel	Aluminum	4"	16"
659-1047	Bright Brass	Aluminum	8"	16"
659-1042	Polished Brass	Brass	8"	16"
659-1045	Satin	Aluminum	8"	16"
659-1046	Satin (304)	Stainless Steel	8"	16"



- .032 Thick
- "Removable P.V.C. Protective Coating"

Part No.	Finish	Alloy	Height	Width
659-1008	Bright Brass	Aluminum	6"	34"
659-1010	Polished Brass	Brass	6"	34"
659-1011	Satin	Aluminum	6"	34"
659-1012	Satin (304)	Stainless Steel	6"	34"
659-1009	Satin Nickel	Aluminum	6"	34"
659-1015	Bright Brass	Aluminum	8"	34"
659-1018	Polished Brass	Brass	8"	34"
659-1019	Satin	Aluminum	8"	34"
659-1020	Satin (304)	Stainless Steel	8"	34"
659-1013	Bronze Painted	Aluminum	8"	34"
659-1017	Satin Nickel	Aluminum	8"	34"
659-1023	Bright Brass	Aluminum	10"	34"
659-1026	Polished Brass	Brass	10"	34"
659-1027	Satin	Aluminum	10"	34"
659-1028	Satin (304)	Stainless Steel	10"	34"
659-1021	Bronze Painted	Aluminum	10"	34"
659-1025	Satin Nickel	Aluminum	10"	34"
659-1029	Satin	Aluminum	6"	36"
659-1030	Satin	Aluminum	8"	36"



- .032 Thick
- "Removable P.V.C. Protective Coating"
- Special Sizes Available on Request
  - Largest Size Available for Satin (304) Stainless Steel: 48" x 48"
  - Largest Size Available for All Other Finishes: 24" x 48"



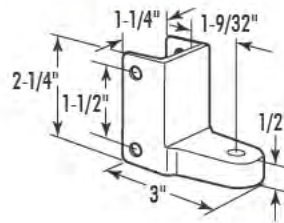
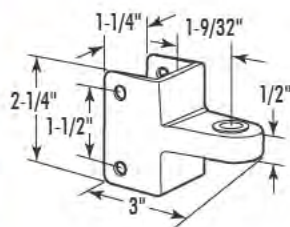
# Post Mounted Gravity Pivot Hinges

## Square Edge



Used by *Fiat*

Top  
Bottom



**650-8399**

Top Mount  
Chrome Plated Zamak

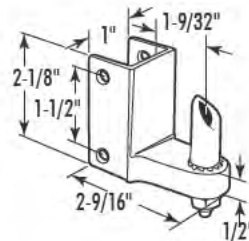
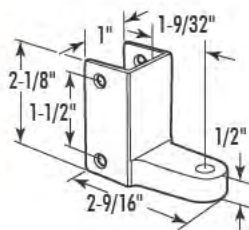
**650-8396**

Bottom Mount  
Chrome Plated Zamak



Used by *General Applications (G-4)*

Top  
Bottom



**650-8840**

Top Mount  
Chrome Plated Zamak

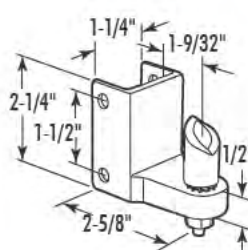
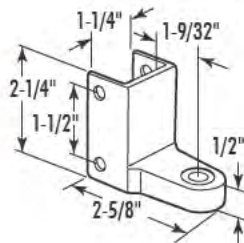
**650-8843**

Bottom Mount  
Chrome Plated Zamak



Used by *General & American Sanitary*

Top  
Bottom



**650-6551**

Top Mount  
Chrome Plated Zamak

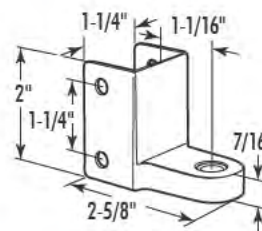
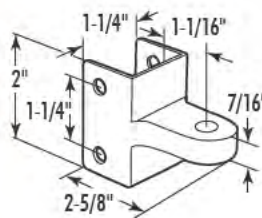
**650-6557**

Bottom Mount  
Chrome Plated Zamak



Used by *Sanymetal*

Top  
Bottom



**650-7067**

Top Mount  
Chrome Plated Zamak

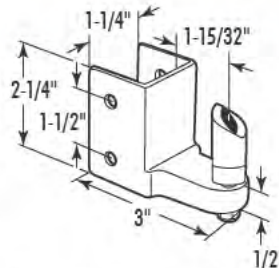
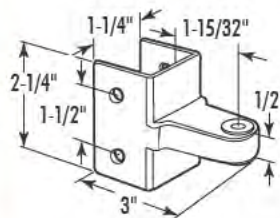
**650-7070**

Bottom Mount  
Chrome Plated Zamak



Used by *Knickerbocker*

Top  
Bottom



**650-9030**

Top Mount  
Chrome Plated Zamak

**650-9027**

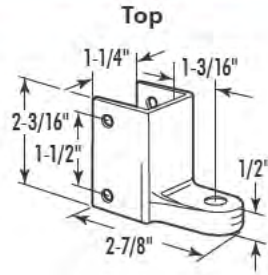
Bottom Mount  
Chrome Plated Zamak

# Post Mounted Gravity Pivot Hinges

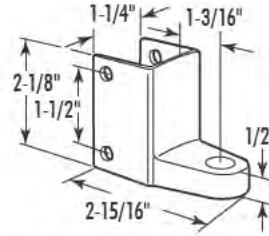
## Square Edge

**650-9228**

Top Mount  
Chrome Plated Zamak



Bottom



**650-2802**

Bottom Mount  
Chrome Plated Zamak

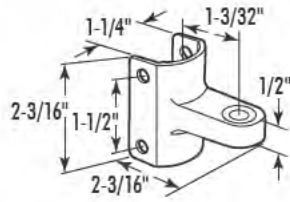


# Post Mounted Gravity Pivot Hinges

## Round Edge

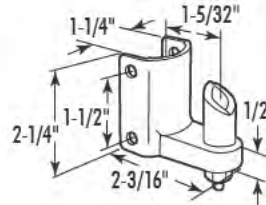
**650-6545**

Top Mount  
Chrome Plated Zamak



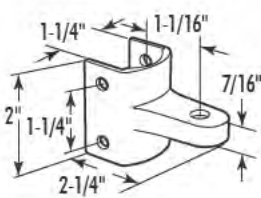
**650-6548**

Bottom Mount  
Chrome Plated Zamak



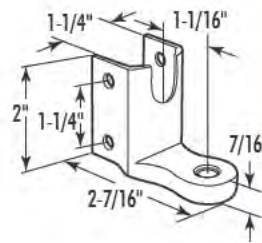
**650-7169**

Top Mount  
Chrome Plated Zamak



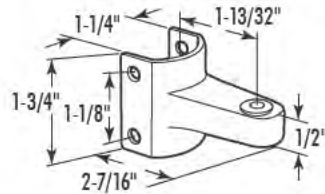
**650-7172**

Bottom Mount  
Chrome Plated Zamak



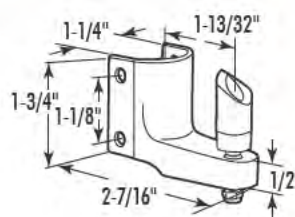
**650-7265**

Top Mount  
Chrome Plated Zamak



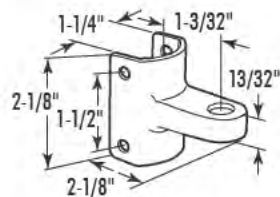
**650-7262**

Bottom Mount  
Chrome Plated Zamak



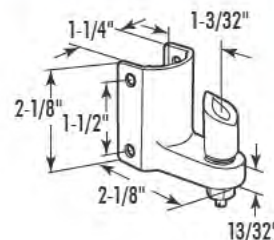
**650-7217**

Top Mount  
Chrome Plated Zamak



**650-7220**

Bottom Mount  
Chrome Plated Zamak



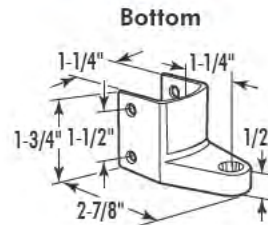
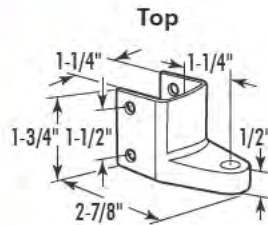


# Post Mounted Gravity Pivot Hinges

## Round Edge



Used by Hadrian



**650-9072**

Top Mount  
Chrome Plated Zamak

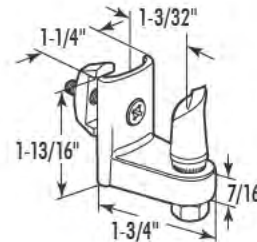
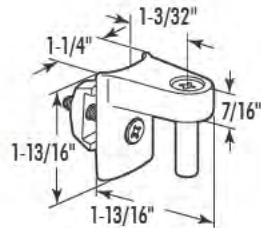
**650-9075**

Bottom Mount  
Chrome Plated Zamak

Fits any post size



Used by Hadrian



**656-7777**

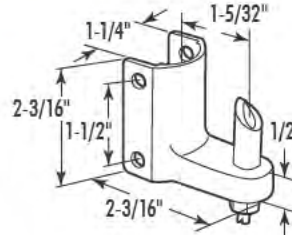
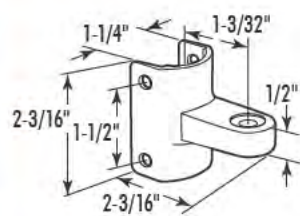
Top Mount  
**With Fasteners**  
Chrome Plated Zamak

**656-7780**

Bottom Mount  
**With Fasteners**  
Chrome Plated Zamak



Used by All-American



**650-7040**

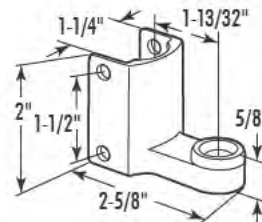
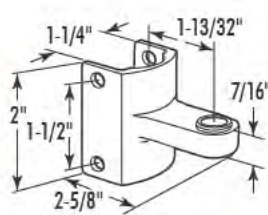
Top Mount  
Chrome Plated Zamak

**650-7283**

Bottom Mount  
Chrome Plated Zamak



Used by Accurate



**650-7549**

Top Mount  
Chrome Plated Zamak

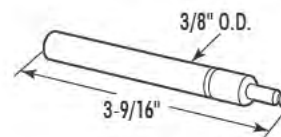
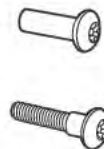
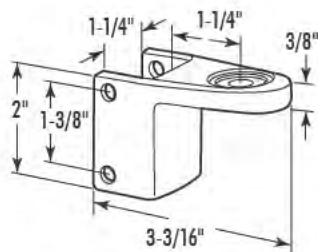
**650-7124**

Bottom Mount  
Chrome Plated Zamak

Top Hinge Kit



For Mills



**656-2905**

**With Fasteners**  
Chrome Plated Zamak

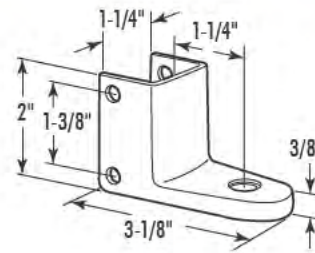
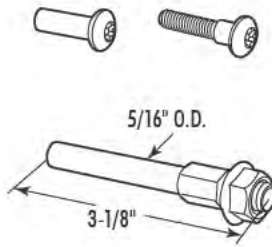
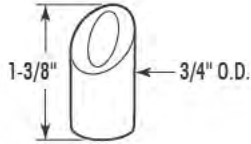
# Post Mounted Gravity Pivot Hinges

## Round Edge

**656-2906**

**With Fasteners**

Chrome Plated Zamak



**Bottom Hinge Kit**

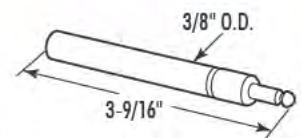
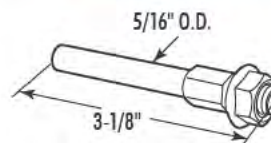
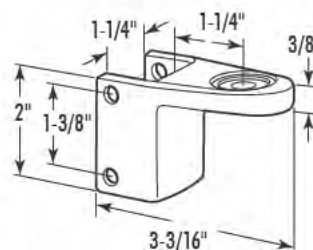
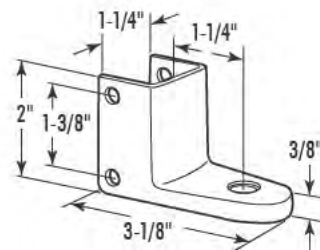
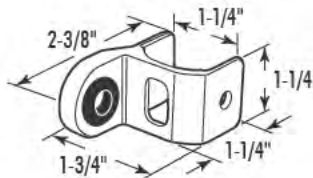
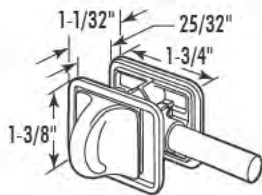
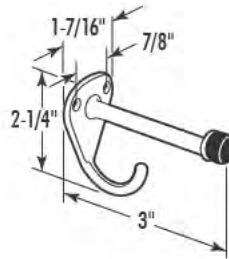
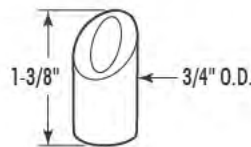


For Mills

**656-6737-T**

**With Fasteners**

Chrome Plated Zamak



**Complete Door Kit**



For Mills

# Wall Mounted Gravity Pivot Hinges

## Flat Back

**650-1047**

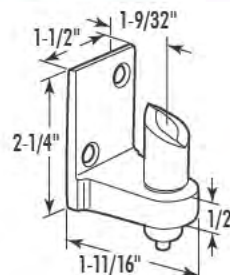
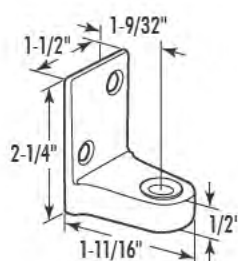
Top Mount

Satin Cast Stainless Steel

**650-1101**

Bottom Mount

Satin Cast Stainless Steel



Used by General Applications (G-3)



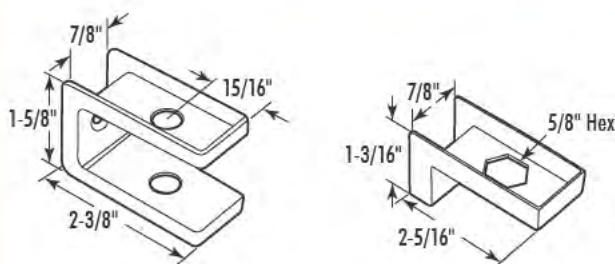
Bottom



# Door Inserts

For Square Edge Doors

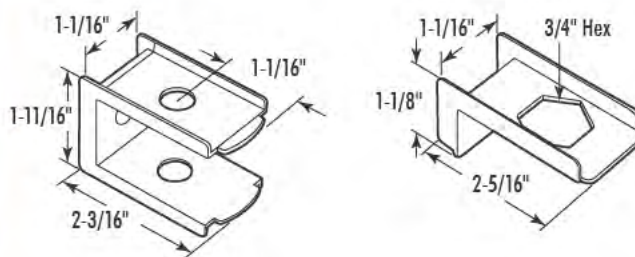
## Closed Ended for 7/8" Doors



**650-7133**  
Top Mount  
Chrome Plated Zamak

**650-7130**  
Bottom Mount  
Chrome Plated Zamak

## Open Ended for 1" Doors



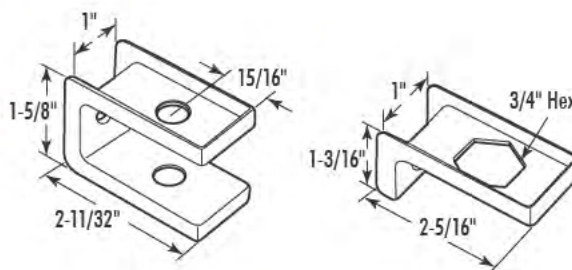
**650-7349**  
Top Mount  
Chrome Plated Zamak

**650-2472**  
Bottom Mount  
For Large Cam  
Chrome Plated Zamak

## Closed Ended for 1" Doors



Used by Ampco & General



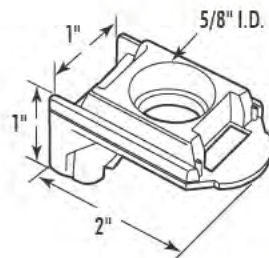
**650-6587**  
Top Mount  
Chrome Plated Zamak

**650-6593**  
Bottom Mount  
Chrome Plated Zamak

## Door Cap



Used by Accurate



**650-7561**  
Nylon

**Don't see your part here?**

» Visit our website or call...

[sentrysupply.com](http://sentrysupply.com)

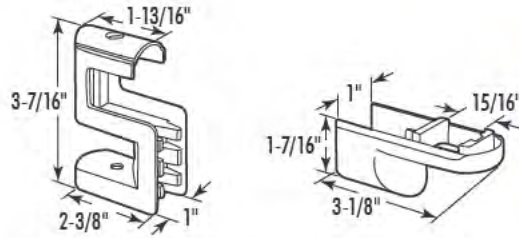
800.245.6860



# Door Inserts

For Round Edge Doors

Part No.	Mount
<b>Chrome Plated Zamak</b>	
650-8780	Top
650-7235	Bottom
<b>Unplated Zamak</b>	
650-7669	Top
650-7328	Bottom

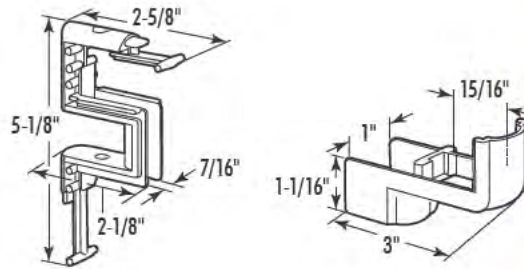


For 1" Doors



Used by Ampco & Metpar

Part No.	Mount
<b>Chrome Plated Zamak</b>	
650-9462	Top
650-9465	Bottom
<b>Unplated Zamak</b>	
650-8972	Top
650-7822	Bottom

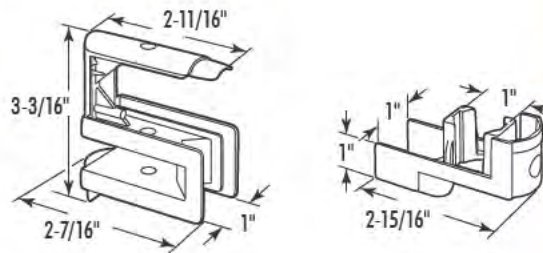


For 1" Doors



Used by Flush Metal

Part No.	Mount
<b>Chrome Plated Zamak</b>	
650-7625-1	Top
650-7619-1	Bottom
<b>Unplated Zamak</b>	
650-7625	Top
650-7619	Bottom

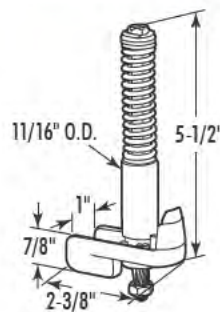


For 1" Doors



Used by General

**650-6902**  
Bottom Mount  
Unplated Zamak

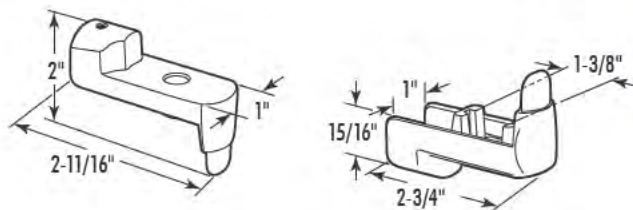


For 1" Doors



Used by Sanymetal

**650-9003**  
Top Mount  
Unplated Zamak



For 1" Doors



Used by Hadrian

**650-9267**  
Bottom Mount  
Unplated Zamak



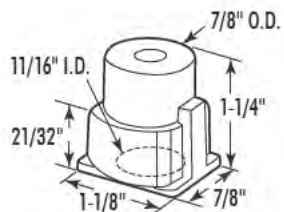
# Pivot Hinge Accessories

Cam



**650-7232**

Square – Unshaved

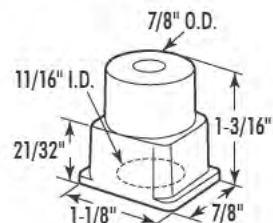


Cam



**650-7615**

Square – Shaved

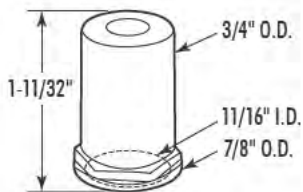


Cam



**650-6923**

Round – For 5/8" Pintle

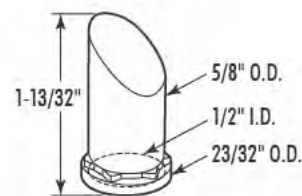


Cam



**650-7142**

Round – For 1/2" Pintle

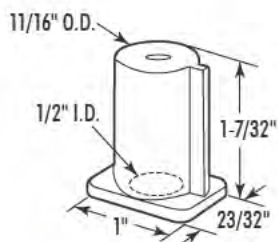


Cam



**650-7449**

Round – Keylock for 1/2" Pintle

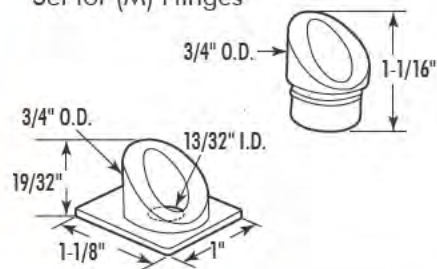


Cam



**650-7534**

Set for (M) Hinges

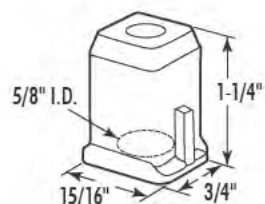


Cam



**650-7786**

For Hadrian

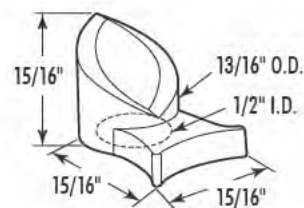


Cam



**650-7555**

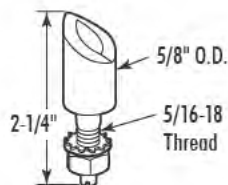
For Accurate



Pintle



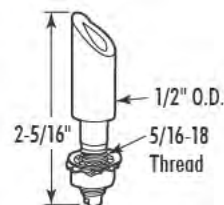
**650-6986**



Pintle

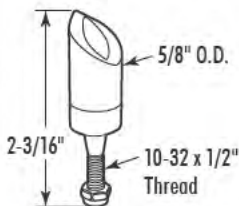


**650-7145**



# Pivot Hinge Accessories

650-7106

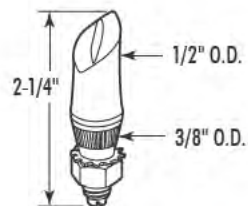


Pintle



For Knickerbocker

650-2778

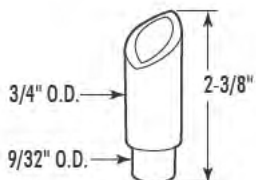


Pintle



For Hadrian

650-7558

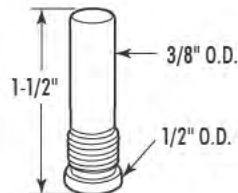


Pintle



For Accurate

650-7783

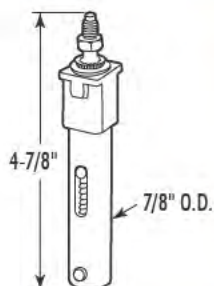


Upper Hinge Pin



For Hadrian

650-7672



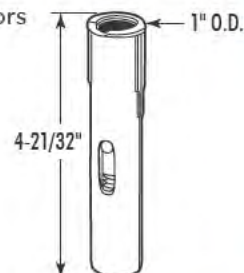
Candle Cam



For Metpar

650-7205

For Steel Doors



Candle Cam



For Knickerbocker

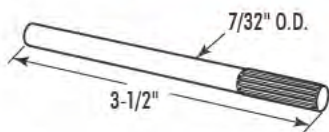
650-8017

Knurled Steel



Hinge Pin

Used by Ampco



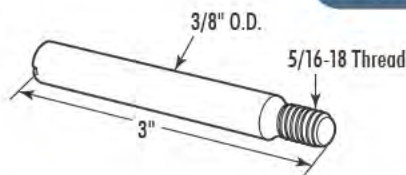
650-6875

Threaded Steel



Hinge Pin

Used by Ampco & Metpar



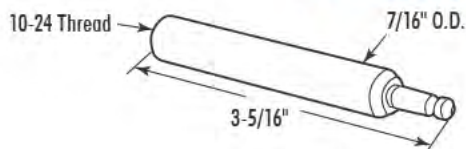
650-8402

Steel-Zinc Plated



Hinge Pin

Used by Fiat



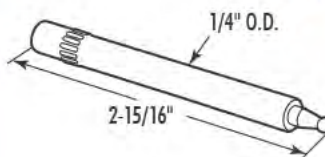
650-7663

Knurled Steel



Hinge Pin

Used by General





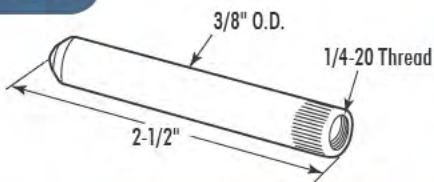
# Pivot Hinge Accessories



Hinge Pin

Used by *Sanymetal*

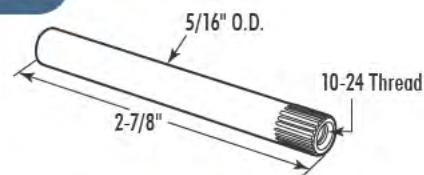
**650-6911**  
Knurled Nylon



Hinge Pin

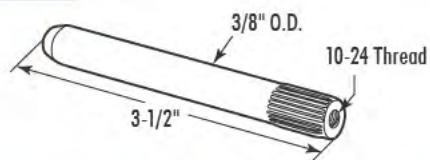
Used by *All American*

**650-7046**  
Knurled Steel



Hinge Pin

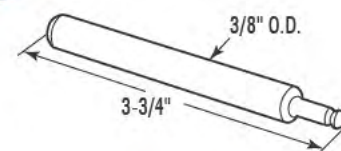
**650-7055**  
Knurled Steel



Hinge Pin

Used by *Shanahan*

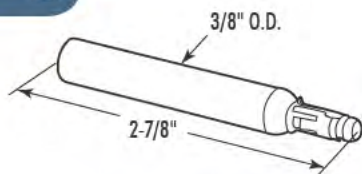
**650-7226**  
Steel




Hinge Pin

Used by *Accurate*

**650-7552**



 Facebook

 YouTube



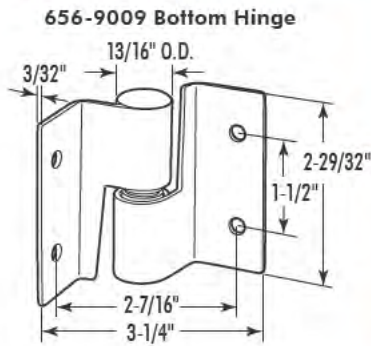
**CONNECT**  
**With Prime-Line**  
**primeline.net**

  
Twitter



  
Google+

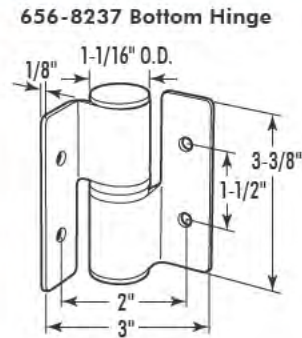
# Hinges



Surface Mounted  
with Fasteners



656-9009 Top Hinge



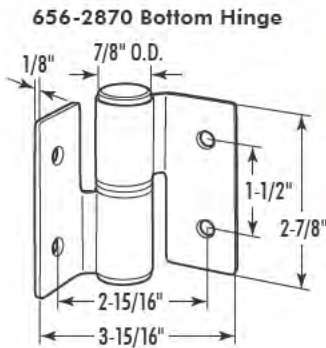
Heavy Duty  
Surface Mounted  
with Fasteners



656-8237 Top Hinge

Part No.	Handing	Hinges
Satin Stamped S.S.		
656-9009	R.H. In/L.H. Out	Top & Bottom
656-9012	L.H. In/R.H. Out	Top & Bottom

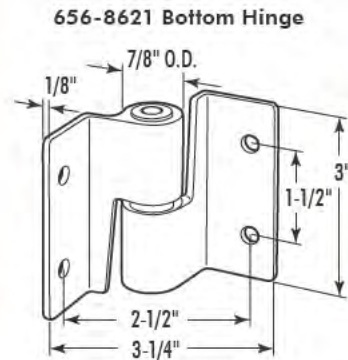
Part No.	Handing	Hinges
Satin Stamped S.S.		
656-8237	R.H. In/L.H. Out	Top & Bottom
656-8240	L.H. In/R.H. Out	Top & Bottom



Heavy Duty  
Surface Mounted



656-2870 Top Hinge



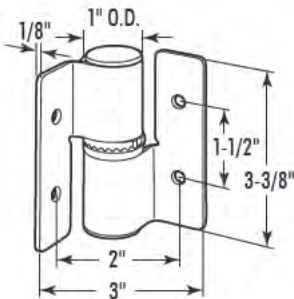
Surface Mounted  
with Fasteners



656-8621 Top Hinge

Part No.	Handing	Hinges	Fasteners
Satin Stamped S.S.			
656-2870	R.H. In/L.H. Out	Top & Bottom	Yes
656-2869	L.H. In/R.H. Out	Top & Bottom	Yes

Part No.	Handing	Hinges
Satin Cast S.S.		
656-8621	R.H. In/L.H. Out	Top & Bottom
656-8056	L.H. In/R.H. Out	Top & Bottom



Surface Mounted



**650-8241**  
Universal Handing  
Stamped Stainless Steel



Square Barrel  
with Fasteners



656-2019 Top Hinge

Part No.	Handing	Hinges
Satin Cast S.S.		
656-2019	R.H. In/L.H. Out	Top & Bottom
656-2022	L.H. In/R.H. Out	Top & Bottom



# Hinges

## Surface Mounted with All Metal Inserts



650-8624 Top Hinge

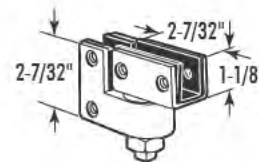
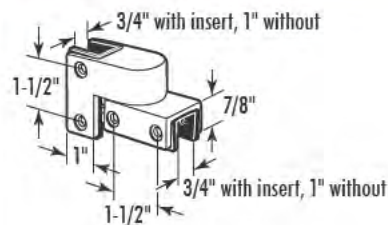


Part No.	Handing	Hinges
<b>Satin Cast S.S.</b>		
650-8624	R.H. In/L.H. Out	Top & Bottom
650-8626	R.H. In/L.H. Out	2 Top & 1 Bottom
650-8625	L.H. In/R.H. Out	Top & Bottom
650-8627	L.H. In/R.H. Out	2 Top & 1 Bottom

## Pivot Hinge



Bottom



### 656-6040-T

- Satin Stamped Stainless Steel
- Top and Bottom Hinge Set
- **With Fasteners**
- **Roller Bearing** Design
- For **Phenolic and Solid Plastic** Applications

Top and bottom hinge measurements are the same except where indicated.

## Surface Mounted



656-6575 Top Hinge



Part No.	Handing	Hinges	Fasteners
<b>Chrome Plated Brass</b>			
656-6575	R.H. In/L.H. Out	Top & Bottom	Yes
656-6572	L.H. In/R.H. Out	Top & Bottom	Yes

## Round Barrel

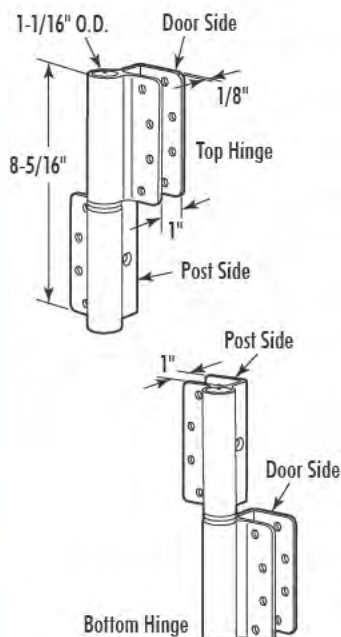


Top



Bottom

650-2843 Hinges



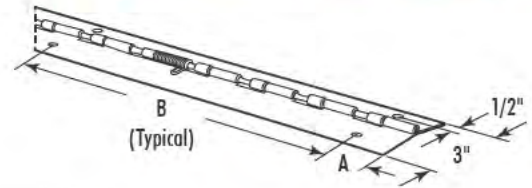
Top and bottom hinge dimensions are identical.

Part No.	Handing	Hinges
<b>Clear Anodized Aluminum</b>		
650-2843	R.H. In/L.H. Out	Top & Bottom
650-2859	R.H. In/L.H. Out	Top Only
650-2844	L.H. In/R.H. Out	Top & Bottom
<b>Brite Dip Aluminum</b>		
650-2845	R.H. In/L.H. Out	Top & Bottom
650-2846	L.H. In/R.H. Out	Top & Bottom

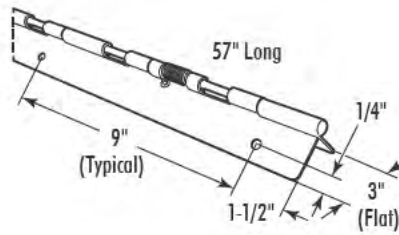
# Hinges

Continuous (Piano)

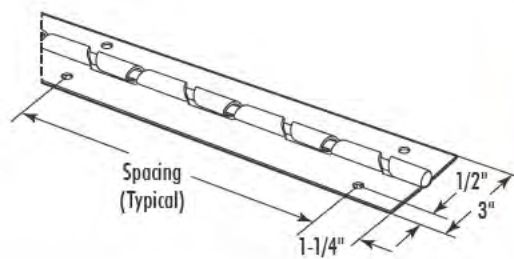
Part No.	Handing	Spring	Length	Hole Count	A	B
<b>Satin Stamped S.S.</b>						
650-4048	R.H. In/L.H. Out	Yes	54"	6	1-3/8"	10-1/4"
650-4049	L.H. In/R.H. Out	Yes	54"	6	1-3/8"	10-1/4"
650-9399	R.H. In/L.H. Out	Yes	57-1/2"	6	1-1/4"	11"
650-9258	L.H. In/R.H. Out	Yes	57-1/2"	6	1-1/4"	11"



**650-9410**  
Satin Stamped Stainless Steel  
L.H. In/R.H. Out



Part No.	Length	Hole Count	Spacing
<b>Satin Stamped S.S.</b>			
650-9402	54-1/2"	5	13"
650-9400	57-1/2"	6	11"



**Don't see your part here?**

» Visit our website or call...

sentrysupply.com

800.245.6860





# Hinges

## Parts

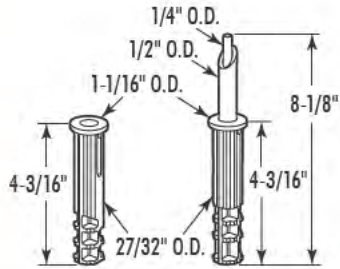
### Round Barrel



For Comtec /  
Santana

### 650-2872

Repair Kit for Top Hinge



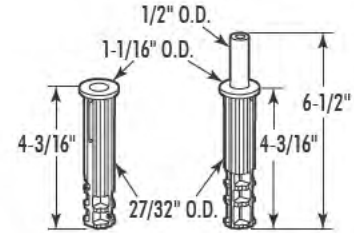
### Round Barrel



For Comtec /  
Santana

### 650-2874

Repair Kit for Bottom Hinge



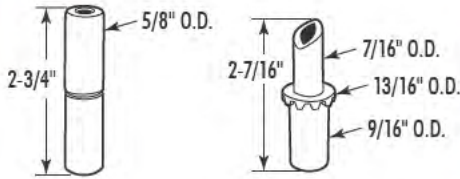
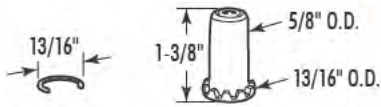
### Surface Mount



### 650-7037

For **Round Barrel** Hinges

**Set Includes:** Caps, Pin, Pintle,  
Cam, and Retaining Ring



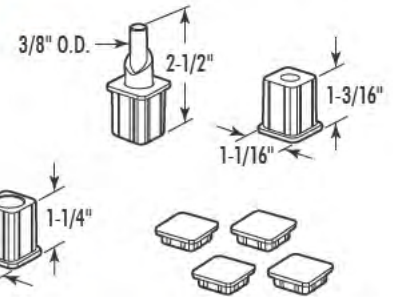
### Surface Mount



### 650-7849

For **Square Barrel** Hinges

**Set Includes:** Pintle,  
Pintle Housing, Cam, Pin  
Assembly, Pin Housing,  
and Caps




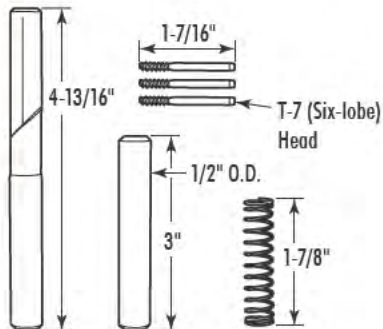
### Surface Mount



### 650-7038

Integral Hinge Set

**Set Includes:** Top Assembly, Bottom  
Assembly, and 3 Stainless Steel  
Mounting Screws with T-7 Heads

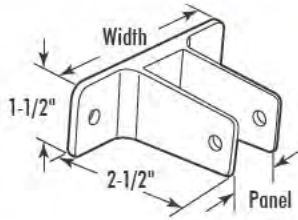


## SPECIAL ORDER

» If you don't see your  
part here, call...

**800.245.6860**

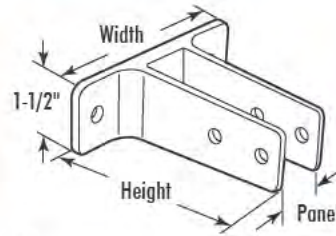
# Cast Wall Brackets



Two Ear



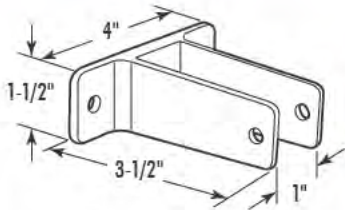
Part No.	Panel Size	Width
<b>Chrome Plated Zamak</b>		
650-9033	1/2"	2-7/8"
650-6350	3/4"	3"
650-6353	7/8"	3-1/2"
650-6356	1"	4"
650-6368	1-1/4"	4"
<b>Satin Stainless Steel</b>		
650-8963	3/4"	3"
650-7464	1"	4"



Two Ear Urinal



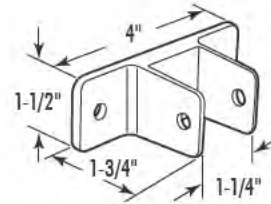
Part No.	Panel Size	Height	Width
<b>Chrome Plated Zamak</b>			
650-9882	1/2"	2-1/2"	2-7/8"
650-8372	3/4"	2-1/2"	3"
650-8300	7/8"	2-1/2"	3-1/2"
650-4021	1"	2-1/2"	4"
650-6446	1"	3-1/2"	4"
650-6449	1-1/4"	3-1/2"	4"



Two Ear X-Long



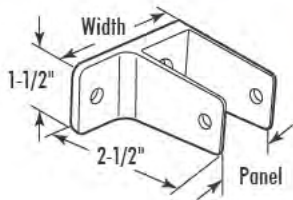
**650-6365**  
Chrome Plated Zamak



Mini



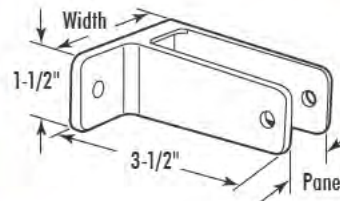
**650-6377**  
Chrome Plated Zamak



One Ear



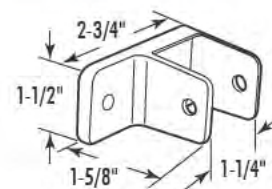
Part No.	Panel Size	Width
<b>Chrome Plated Zamak</b>		
650-9499	1/2"	1-3/4"
650-9282	3/4"	2"
650-8792	7/8"	2-1/16"
650-6383	1"	2-5/8"
650-6395	1-1/4"	2-3/4"
<b>Satin Stainless Steel</b>		
650-9387	3/4"	2"
650-8873	1"	2-5/8"
650-8786	1-1/4"	2-3/4"



One Ear X-Long



Part No.	Panel Size	Width
<b>Chrome Plated Zamak</b>		
650-6407	1"	2-3/4"
650-6410	1-1/4"	2-7/8"



One Ear Mini

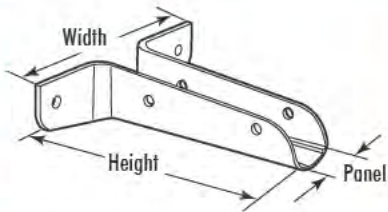


**650-6404**  
Chrome Plated Zamak



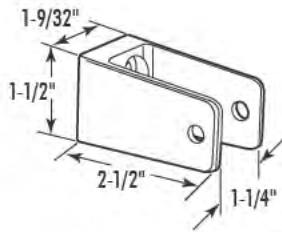
# Cast Wall Brackets

## Wing Urinal



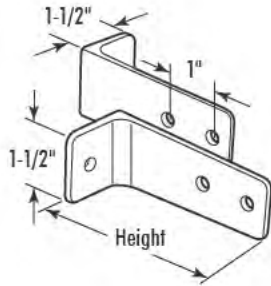
Part No.	Panel Size	Height	Width
<b>Chrome Plated Zamak</b>			
650-6440	1"	12"	7"
650-6443	1-1/4"	6"	6-1/4"

## "U" X-Long



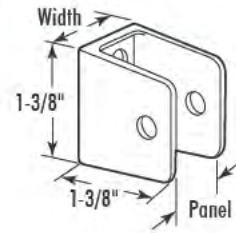
**650-6428**  
Chrome Plated Zamak

## 2-Piece



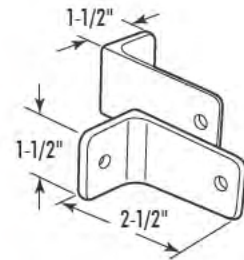
Part No.	Panel Size	Height
<b>Chrome Plated Zamak</b>		
650-6437	Any	2-1/2"
650-6434	Any	3-1/2"
<b>Satin Stainless Steel</b>		
650-8774	Any	2-1/2"

## "U"



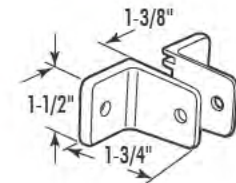
Part No.	Panel Size	Width
<b>Chrome Plated Zamak</b>		
650-9687	1/2"	3/4"
650-6413	3/4"	1"
650-6416	7/8"	1-5/32"
650-6419	1"	1-1/4"
650-6422	1-1/4"	1-1/2"
<b>Satin Stainless Steel</b>		
650-9384	3/4"	1"
650-9435	1"	1-1/4"

## 2-Piece



**650-6436**  
Fits Any Panel Size  
Chrome Plated Zamak

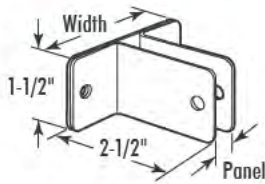
## 2-Piece Mini



**650-8342**  
Fits Any Panel Size  
Chrome Plated Zamak

# Stamped Stainless Steel Wall Brackets

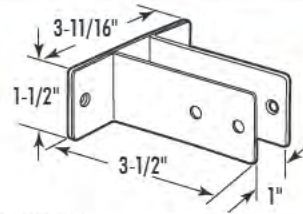
14 gauge




Two Ear



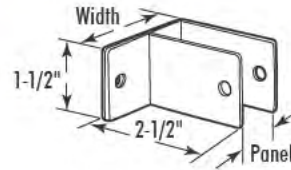
Part No.	Panel Size	Width
650-8133	1/2"	3-3/16"
650-8136	3/4"	3-3/8"
650-8139	7/8"	3-9/16"
650-8142	1"	3-11/16"
650-8145	1-1/4"	3-15/16"



Two Ear X-Long



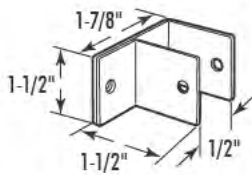
650-1887



One Ear



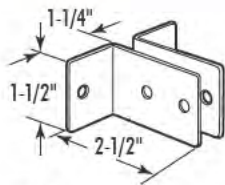
Part No.	Panel Size	Width
650-8148	1/2"	1-7/8"
650-8151	3/4"	2-1/8"
650-8154	7/8"	2-5/16"
650-8157	1"	2-3/8"
650-8160	1-1/4"	2-11/16"



One Ear Mini



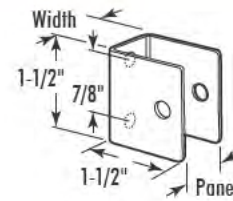
650-8148-1



2-Piece



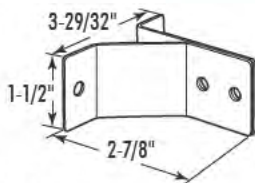
650-1920  
Fits Any Panel Size



"U"



Part No.	Panel Size	Width
650-8193	1/2"	5/8"
650-8196	3/4"	15/16"
650-8199	7/8"	1"
650-8202	1"	1-3/16"
650-8205	1-1/4"	1-3/8"



Inside Wall



650-1845

**Don't see your part here?**

» Visit our website or call...

sentrysupply.com

800.245.6860

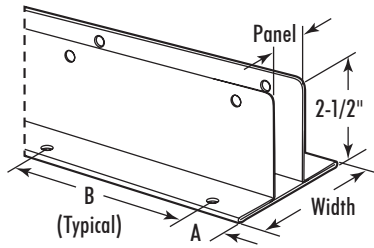





# Stamped Stainless Steel Continuous Roll Formed Wall Brackets

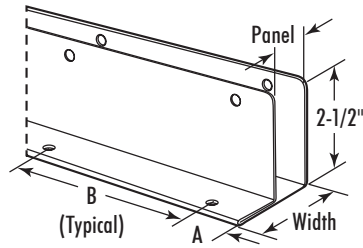

18 gauge

## Two Ear



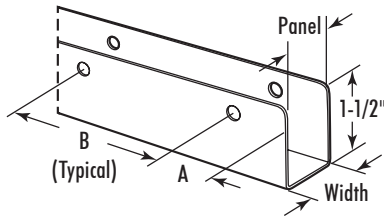
Part No.	Panel Size	Length	Width	Hole Count	A	B
650-1503	1/2"	41"	3-1/8"	4	1"	13"
650-1521	3/4"	41"	3-3/8"	4	1"	13"
650-1520	1"	41"	3-5/8"	4	1"	13"
650-1515	1"	54"	3-5/8"	5	1"	13"
650-1500	1/2"	57"	3-1/8"	5	1/2"	14"
650-1506	3/4"	57"	3-3/8"	5	1/2"	14"
650-1522	1"	57"	3-5/8"	5	1/2"	14"

## One Ear



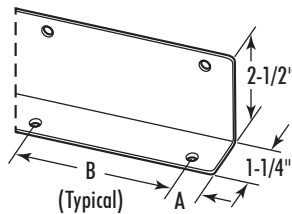

Part No.	Panel Size	Length	Width	Hole Count	A	B
650-1516	1"	54"	2-3/8"	5	1"	13"
650-1501	1/2"	57"	1-7/8"	5	1/2"	14"
650-1507	3/4"	57"	2-1/8"	5	1/2"	14"
650-1523	1"	57"	2-3/8"	5	1/2"	14"
650-1525	1-1/4"	57"	2-5/8"	5	1/2"	14"

## "U"



Part No.	Panel Size	Length	Width	Hole Count	A	B
650-1517	1"	54"	1-1/8"	5	1"	13"
650-1502	1/2"	57"	5/8"	5	1/2"	14"
650-1508	3/4"	57"	7/8"	5	1/2"	14"
650-1524	1"	57"	1-1/8"	5	1/2"	14"

## Angle



Part No.	Panel Size	Length	Hole Count	A	B
650-1518	Any	41"	4	1"	13"
650-1519	Any	57"	5	1/2"	14"

**CONNECT**  
With Prime-Line  
primeline.net



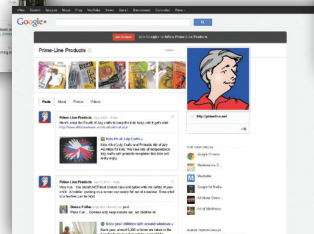
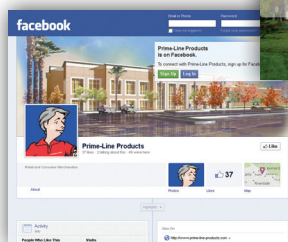
Twitter



YouTube



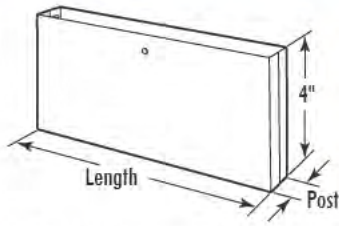
Facebook



Google+

# Pilaster Shoes

## Stainless Steel



Part Number		
1" Post Size	1-1/4" Post Size	Length
—	650-3001-3	3"
650-3004-4	650-3001-4	4"

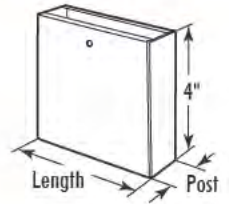


22 Gauge

Part Number		
3/4" Post Size	1" Post Size	Length
650-3005-3	—	3"
650-3005-4	650-3006-4	4"
650-3005-5	—	5"
650-3005-6	—	6"
650-3005-7	—	7"
650-3005-8	—	8"
650-3005-10	—	10"
650-3005-12	—	12"
650-3005-18	—	18"



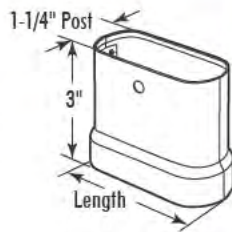
Offset 22 Gauge



Part Number		
No Fasteners	With Fasteners	Length
650-3009-3	656-3009-3	3"
650-3009-4	656-3009-4	4"
650-3009-5	656-3009-5	5"
650-3009-6	656-3009-6	6"
—	656-3009-7	7"
650-3009-8	656-3009-8	8"
—	656-3009-9	9"
650-3009-10	656-3009-10	10"
650-3009-12	656-3009-12	12"
—	656-3009-14	14"
—	656-3009-18	18"
—	656-3009-20	20"
—	656-3009-22	22"
650-3009-24	656-3009-24	24"



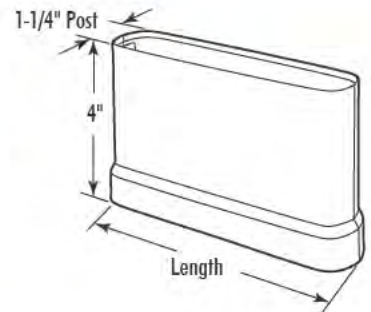
Oval End 22 Gauge



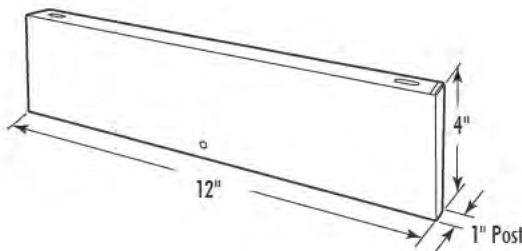
Part No.	Length
650-3200-3	3"
650-3200-4	4"
650-3200-5	5"
650-3200-6	6"
650-3200-7	7"
650-3200-8	8"
650-3200-10	10"
650-3200-12	12"
650-3200-14	14"
650-3200-18	18"
650-3200-24	24"



Oval End 22 Gauge

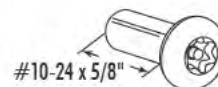
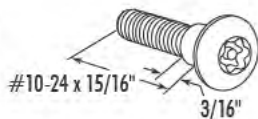


650-3007-12



Anchor 18 Gauge

### 650-3007 Screw Pack:





# Pilaster / Partition Supports

## Stainless Steel

### One Ear Floor Mounted



For 1/2" to 1-1/4" Panels

#### 650-2004

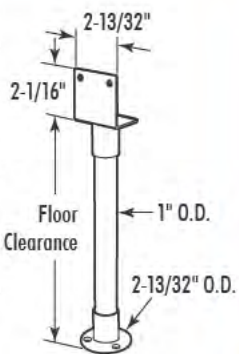
11-1/2" to 14"  
Floor Clearance

#### 650-2004-1

9-1/2" to 12"  
Floor Clearance

#### 650-2004-2

7-1/2" to 10"  
Floor Clearance



### Two Ear Floor Mounted

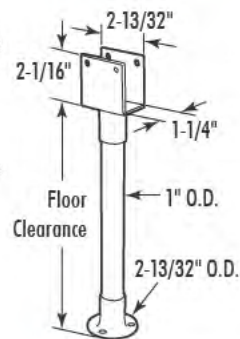


#### 650-9024

11-1/2" to 14"  
Floor Clearance

#### 650-9024-1

9-1/2" to 12"  
Floor Clearance



### Two Ear



#### 650-9034

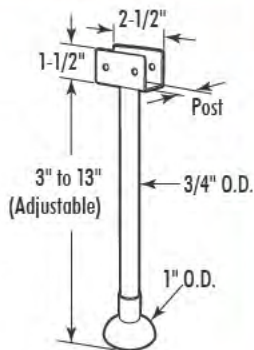
3/4" Post Size

#### 650-9035

1" Post Size

#### 650-9036

1-1/4" Post Size



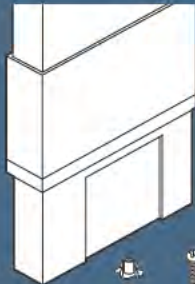
## SPECIAL ORDER

» If you don't see your part here, call...

**800.245.6860**

## Pilaster (Post) Anchoring Devices

Packaged with Fasteners as Shown



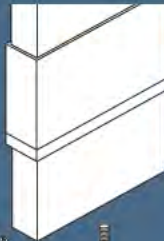
#### 656-9219

For Any Post Thickness

3" to 5" Long Posts  
Require 1 Kit

6" to 17" Long Posts  
Require 2 Kits

18" & Longer Posts  
Require 3 Kits



#### 656-1776

For 1-1/8" & 1-1/4"  
Thick Posts

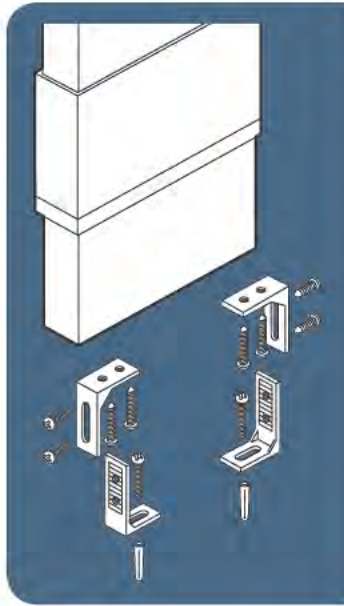


# Pilaster (Post) Anchoring Devices

Packaged with Fasteners as Shown

**656-9408**

For 3/4" Thick & Larger Posts

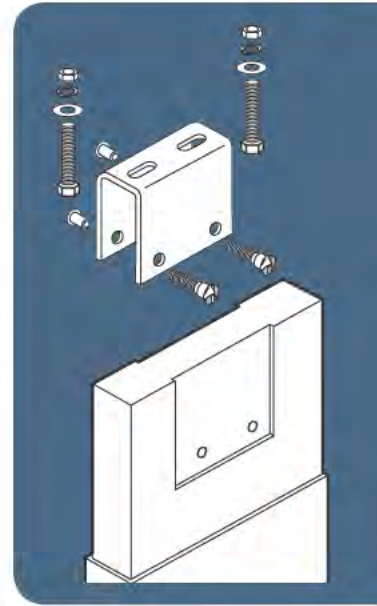


**656-9312**

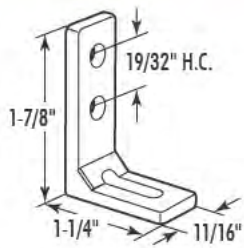
For 3/4" Thick Posts

**656-9618**

For 1" Thick Posts



## Pilaster (Post) Accessory Parts

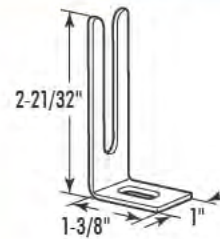


**650-2433**

Floor "L" Anchor

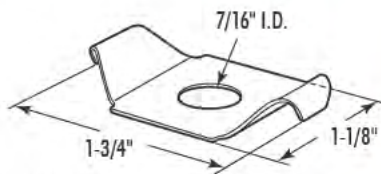


For Plastic Laminate



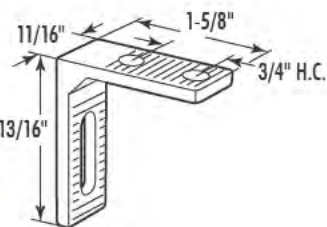
**650-2448**

Anchoring Fork



**650-2451**

Spring Clip



**650-2436**

Post "L" Anchor

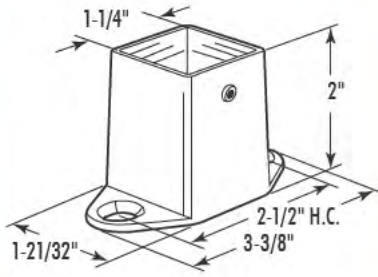


For Plastic Laminate



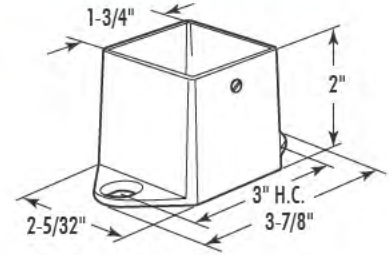
# Pilaster (Post) Accessory Parts

1-1/4" Square Post Shoe



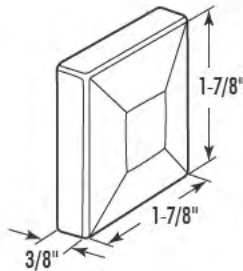
**650-9297**  
Chrome Plated Zamak

1-3/4" Square Post Shoe




**650-6671**  
Chrome Plated Zamak

Cap for 1-3/4" Pilaster Post



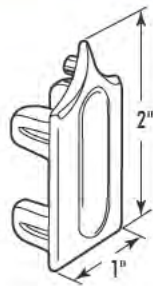
**650-7019**



**CONNECT**  
**With Prime-Line**  
**primeline.net**

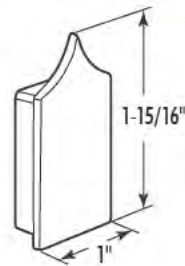


# Headrail End Plugs



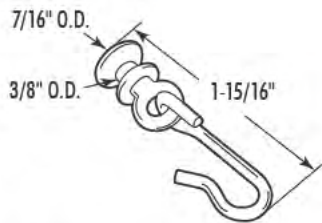
**650-6662**  
Chrome Plated Zamak

For "Anti-Grip"  
Headrail



**650-8366**  
Gray Nylon

For "Anti-Grip"  
Headrail

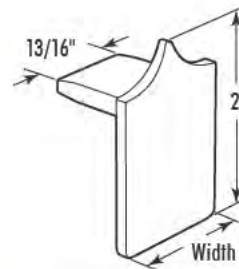


**650-6647**  
Aluminum hook  
with nylon guide

Curtain Hook



For Headrail with  
Curtain Track



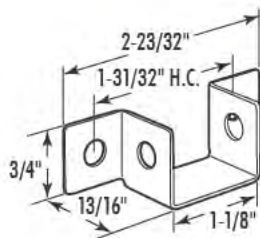
For "Anti-Grip"  
Headrail with Track



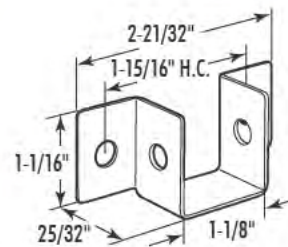
Gray Nylon

Part No.	Width
650-6668	1-5/16"
650-6669	1-5/16"
650-6670	1-1/2"


# Headrail Brackets



**650-6675**  
For 1" Headrail (Mini)  
Stamped Stainless Steel

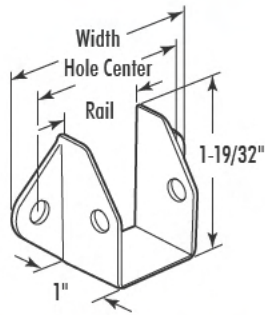


**650-6676**  
For 1" Headrail  
Stamped Stainless Steel

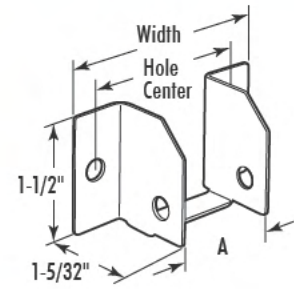




# Headrail Brackets



Part No.	Rail Size	Hole Center	Width
<b>Chrome Plated Zamak</b>			
650-6473	1"	2"	2-3/4"
650-8513	1-1/4"	2-3/8"	3-1/16"



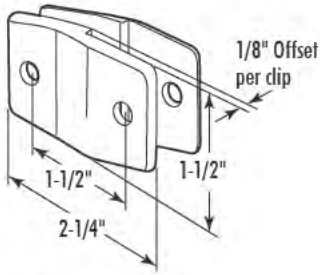
Part No.	Rail Size	A	Hole Center	Width
<b>Stamped Stainless Steel</b>				
650-6672	3/4"	1-1/32"	1-7/8"	2-1/2"
650-6673	1"	1-9/32"	2-1/8"	2-3/4"
650-6674	1-1/4"	1-9/16"	2-11/32"	3"



## TUB & SHOWER Hardware

Tubs & showers are one of the most used items in your home. When it's time to repair your tub or shower door, hardware is available in commercial packs to support distributor programs. Prime-Line's large selection of rollers, seals and guides can grow your distribution business. See pages 56 through 63.

# Alcove Clips

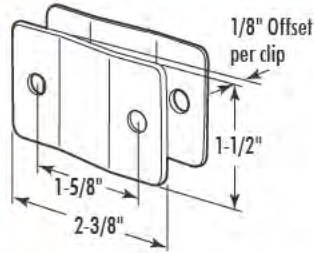


**650-6656**  
Chrome Plated Zamak



Joins Laminate Panel to Pilaster

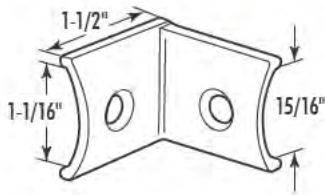
**650-4028**  
Satin Cast Stainless Steel



**650-4035**  
Satin Stamped Stainless Steel



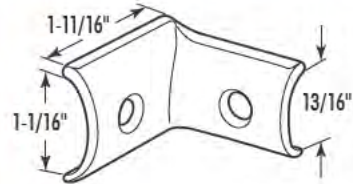
Joins Laminate Panel to Pilaster



**650-6650**  
Right Angle Curved Molding  
For 1" Door and 1-1/4" Post Size  
Chrome Plated Zamak



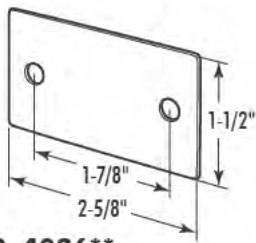
For Metpar



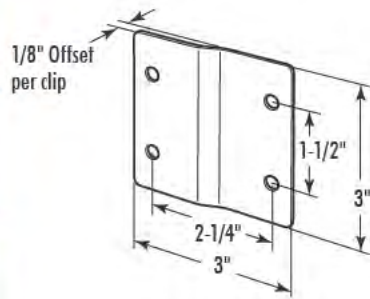
**650-6653**  
Right Angle Curved Molding  
For 1" Door and 1-1/4" Post Size  
Chrome Plated Zamak



For Flush Metal



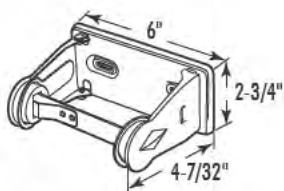
**650-4036\*\***  
Equal Panel and Post  
Satin Stamped Stainless Steel



**650-4037\*\***  
Satin Stamped Stainless Steel



# Paper Roll Holders

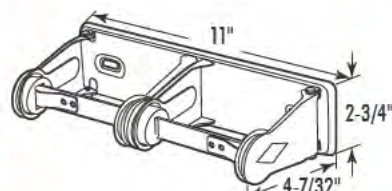


**656-6710**  
Chrome Plated Steel

Single Roll Dispenser



Standard or 1800 Sheet



**656-6713**  
Chrome Plated Steel

Double Roll Dispenser



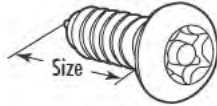
Standard or 1800 Sheet



# Fasteners

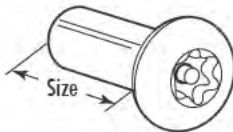
## Security (Six Lobe - With Center Pin)

### T-27 Pan Head Screws



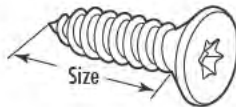
Part No.	Size	
<b>Stainless Steel</b>		
642-0119**	#10 x 5/8"	
642-0128**	#10 x 3/4"	
642-0121**	#12 x 7/16"	(Blunt Tip)
642-0122**	#14 x 1/2"	
642-0129**	#14 x 5/8"	
642-0130**	#14 x 3/4"	
642-0125**	#14 x 1-1/2"	
642-0131**	#14 x 1-3/4"	
642-0134**	#14 x 2-1/2"	

### T-27 Barrel Nuts



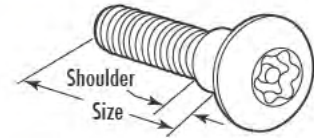
Part No.	Size
<b>Stainless Steel</b>	
642-0101**	#10-24 x 1/2"
642-0104**	#10-24 x 5/8"

### T-20 Flat Head Screws



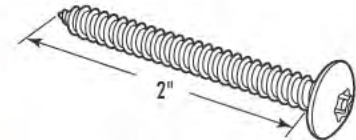
Part No.	Size
<b>Stainless Steel</b>	
642-0151**	#10 x 5/8"
642-0140**	#10 x 1"

### T-27 Shoulder Screws



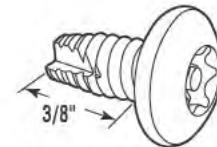
Part No.	Size	Shoulder
<b>Stainless Steel</b>		
642-0107**	#10-24 x 3/8"	None
642-0108**	#10-24 x 3/8"	1/8"
642-0110**	#10-24 x 1/2"	3/16"
642-0113**	#10-24 x 3/4"	3/16"
642-0116**	#10-24 x 15/16"	3/16"
642-0141**	#10-24 x 1-1/16"	1/4"
642-0143**	#10-24 x 1-5/16"	1/4"

### T-27 Truss Head Screws



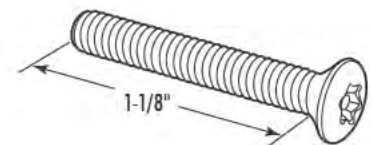
#12  
**642-0136\*\***  
 Stainless Steel

### T-27 Pan Head Screws



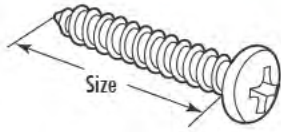
**642-0118\*\***  
 Self Cutting Thread  
 Stainless Steel

### T-20 Oval Head Machine Screws

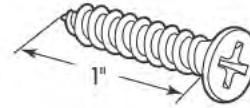


#10-12  
**642-0148\*\***  
 Stainless Steel

# Fasteners "Phillips"



Pan Head Sheet Metal Screws



Flat Head Sheet Metal Screws

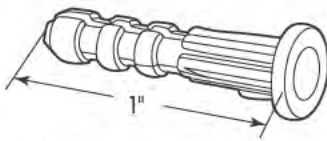


**651-0487\*\***  
Chrome Plated Steel

**Part Number**

Chrome Plated Steel	Stainless Steel	Size
651-0488**	—	#12 x 1-1/2"
651-0361**	642-0418**	#14 x 5/8"
651-0490**	—	#14 x 1-1/2"
651-0491**	—	#14 x 1-3/4"

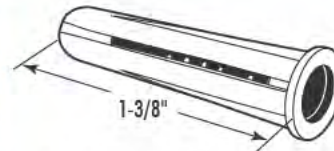
# Anchors



Gray Plastic



**651-0474\*\***



Blue Plastic

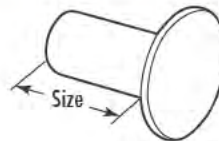


**651-0475\*\***

# Fasteners "Unslotted"

**Part Number**

Chrome Plated Steel	Stainless Steel	Size
651-0469**	642-0469**	#8-32 x 1/2"
651-0668**	642-0668**	#10-24 x 1/2"



Barrel Nuts

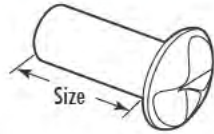





# Fasteners

## "One-Way"

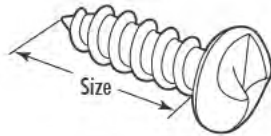
### Barrel Nuts



#### Part Number

Chrome Plated Steel	Stainless Steel	Size
651-0648**	642-0648**	#10-24 x 1/2"
651-0454**	642-0454**	#10-24 x 5/8"

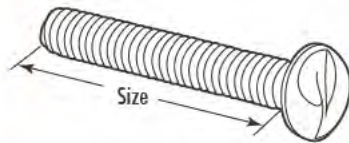
### Sheet Metal Screws



#### Part Number

Chrome Plated Steel	Stainless Steel	Size
—	642-0618**	#10 x 1/2"
651-0358**	642-0358**	#10 x 5/8"

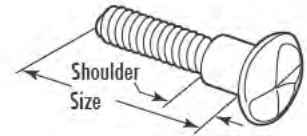
### Oval Head Machine Screws



#### Part Number

Chrome Plated Steel	Stainless Steel	Size
651-0481**	—	#8-32 x 1"
651-0472**	642-0472**	#8-32 x 1-1/8"

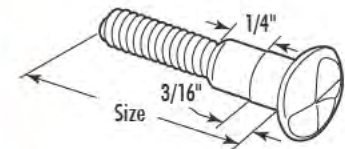
### Shoulder Screws



#### Part Number

Chrome Plated Steel	Stainless Steel	Size	Shoulder
—	642-0651**	#10-24 x 1/2"	1/8"
—	642-0508**	#10-24 x 3/4"	1/4"
651-0463**	642-0463**	#10-24 x 15/16"	1/4"
651-0654**	642-0654**	#10-24 x 1-1/16"	1/4"

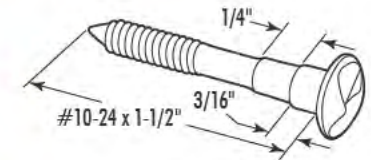
### Shoulder Screws



#### Part Number

Chrome Plated Steel	Stainless Steel	Size
651-0656**	642-0656**	#10-24 x 1-3/16"
651-0457**	—	#10-24 x 1-5/16"

### Shoulder Screws

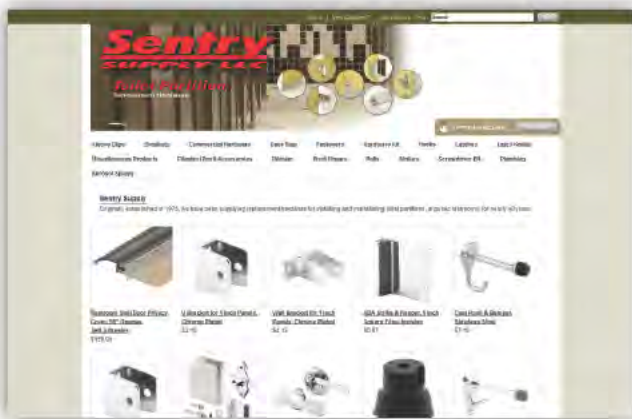


**651-0466\*\***  
Chrome Plated Steel

## Don't see your part here?

» Visit our website or call...

sentrysupply.com  
800.245.6860



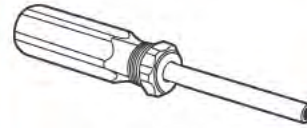
# Fastener Removers & Drivers




**"One-Way" Screw Remover**



Part No.	Description
650-7901	For Screw Sizes 6-8
650-7902	For Screw Sizes 8-10
650-7903	For Screw Sizes 12-14
650-7904	Three Pack: Includes One of Each Size



**Driver**



**650-4005**  
Use With All Hex Bits (Magnetic End)

## Security Hex Bits

**650-4012\*\*** (Qty: 1)  
**650-4012** (Qty: 100)  
T-20 **TORX®**



**650-4013\*\*** (Qty: 1)  
**650-4013** (Qty: 100)  
T-25 **TORX®**



**650-4014\*\*** (Qty: 1)  
**650-4014** (Qty: 100)  
T-27 **TORX®**



**650-4015\*\*** (Qty: 1)  
**650-4015** (Qty: 100)  
T-30 **TORX®**

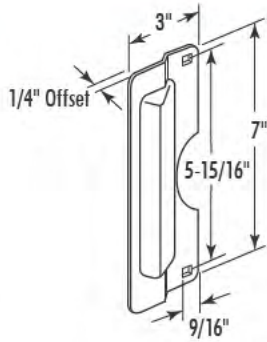




# Commercial Hardware

Supplied with Fasteners

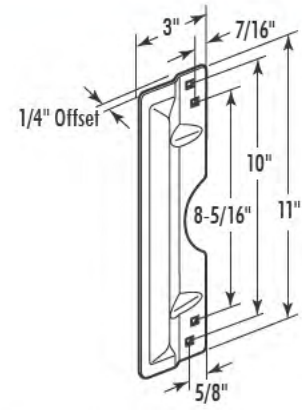
Latch Protector  
(For Outswing  
Doors)



**U 9496**  
Satin Finish  
Stainless Steel

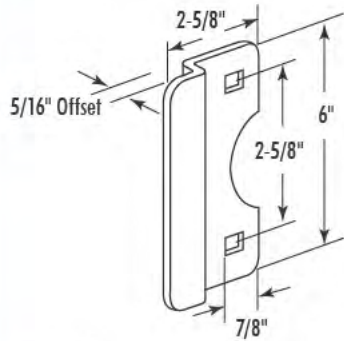
**U 9500**  
Gray Painted  
Steel

Steel Latch  
Protector  
(For Outswing  
Doors)



Part No.	Finish
U 9503	Gray Painted
U 9504	Bronze Painted
U 10027	Brass Plated

Latch Protector  
(For Outswing  
Doors)



**U 9509**  
Gray Painted Steel



Facebook



YouTube

**CONNECT**  
**With Prime-Line**  
**primeline.net**

Twitter

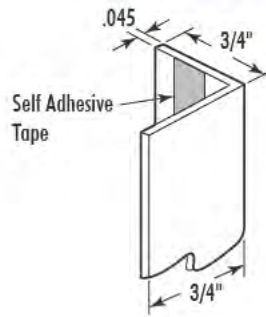


Google+

# Corner Covers (Plastic)

Supplied with Fasteners

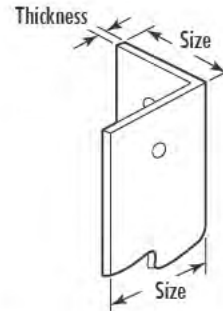
Part No.	Color	Length
U 10081	Clear	48"
U 10066	White	48"
U 10083	Clear	96"
U 10086	White	96"



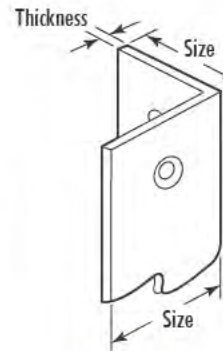
- Residential Application
- Uses Self-Adhesive Tape for Easy Installation



Part No.	Color	Length	Thickness	Size	Fastener
U 9129	Clear	48"	.045	3/4"	Nails
U 10082	Clear	96"	.045	3/4"	Nails
U 9130	Clear	48"	.060	1-1/8"	Screws
U 10067	White	48"	.060	1-1/8"	Screws
U 10075	Clear	96"	.060	1-1/8"	Screws
U 10068	Clear	48"	.075	2-1/2"	Screws
U 10077	Clear	96"	.075	2-1/2"	Screws
U 10078	White	96"	.075	2-1/2"	Screws



- Residential Application
- With Pre-Drilled Holes
- Installs with **Nails**



- Commercial Application
- With Countersunk Holes
- Installs with **#6 x 1" Oval Head Sheet Metal Screws**

## Don't see your part here?

» Visit our website or call...

sentrysupply.com

800.245.6860



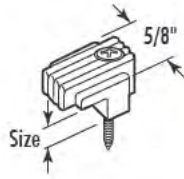


# Bath

## Mirror Clip



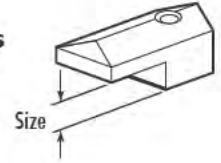
**U 9002** (1/8" Glass)  
**U 9003** (1/4" Glass)  
 Qty: 6  
 Plastic  
**With Fasteners**



## Mirror Clip



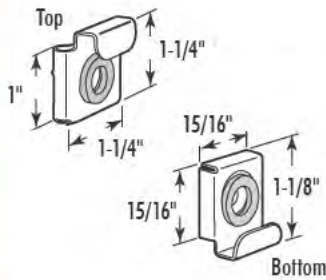
**U 9276** (1/8" Glass)  
**U 9278** (1/4" Glass)  
 Qty: 6  
 Plastic  
**With Fasteners**



## Mirror Hanger Clip



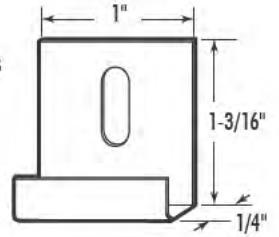
**U 10246** (Qty: 1 Set)  
 Spring Loaded  
 Chrome Plated



## "J" Mirror Hanger Clip



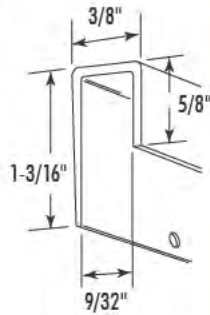
**U 9254** (Qty: 6)  
 Stainless Steel  
**With Fasteners**



## Top "J" Mirror Channel



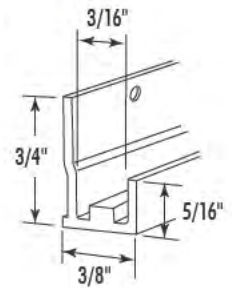
**193681** (Qty: 1)  
 72" Long  
 Aluminum



## "J" Mirror Channel



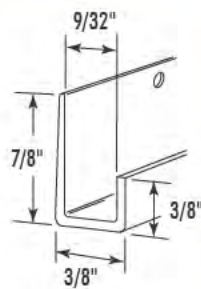
**193679** (Qty: 1)  
 72" Long  
 Mold Resistant  
 FHA Approved  
 Aluminum



## Bottom "J" Mirror Channel



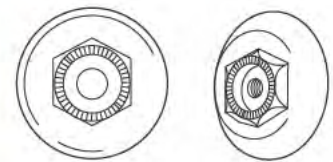
**193680** (Qty: 1)  
 72" Long  
 Aluminum



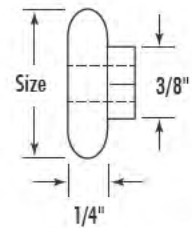
## Round Edge Nylon Ball Bearing Roller



**With Fasteners**

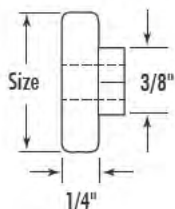


Part No.	Size	QTY
50 9777	3/4"	20
M 6000	3/4"	2
50 9773	7/8"	20
M 6002	7/8"	2



# Bath

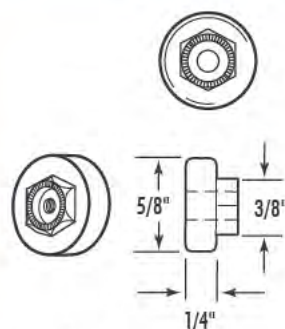
Part No.	Size	QTY
50 9774	3/4"	20
M 6001	3/4"	2
50 9770	7/8"	20
M 6003	7/8"	2



## Flat Edge Nylon Ball Bearing Roller



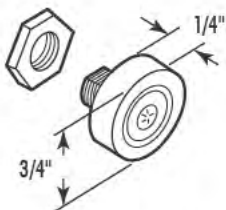
With Fasteners



## Flat Edge Nylon Ball Bearing Roller



M 6065 (Qty: 2)  
With Fasteners



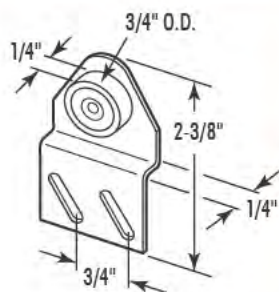
## Flat Edge Nylon Ball Bearing Roller



M 6031 (Qty: 2)  
With Fasteners

M 6006 (Qty: 2)  
With Fasteners

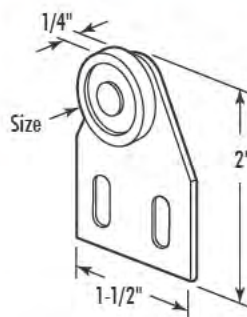
## Flat Edge Nylon Roller



## Roller Assembly



M 6007 (Qty: 2)  
Flat Edge Nylon Ball Bearing Wheel  
Aluminum Bracket  
With Fasteners

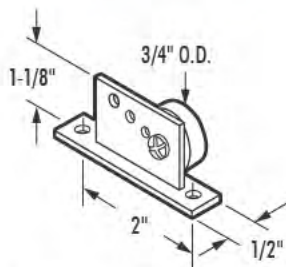


## Roller Assembly



With Fasteners

M 6009 (Qty: 2)  
7/8" O.D. Flat Edge Nylon Wheel  
Aluminum Bracket



## Roller Bracket



M 6008 (Qty: 2)  
3/4" O.D. Flat Edge Nylon Ball Bearing Wheel  
Aluminum Bracket

M 6035 (Qty: 2)  
Flat Edge Nylon Ball Bearing Wheel  
Aluminum Bracket  
With Fasteners

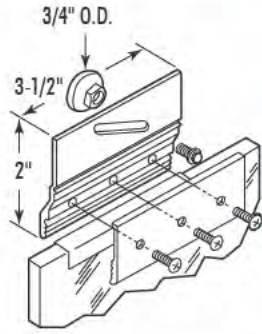


# Bath

## Roller Assembly



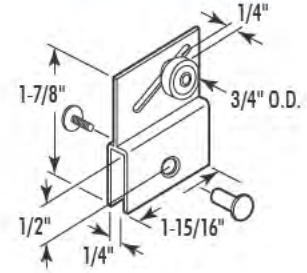
With Fasteners



- Oval Edge Nylon Ball Bearing Wheel
- Extruded Aluminum

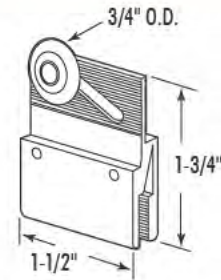
Part No.	Finish	QTY
50 9710	Chrome	20
M 6053	Chrome	2
M 6104	Brite Brass	2

## Roller Assembly



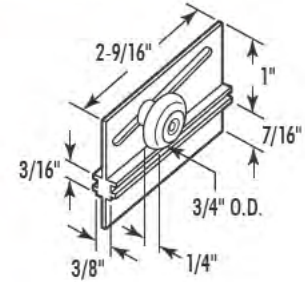
**M 6054** (Qty: 2)  
Flat Edge Nylon Ball Bearing Wheel  
Extruded Aluminum Bracket  
**With Fasteners**

## Roller Assembly



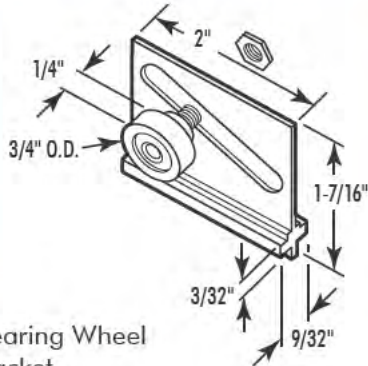
**M 6145** (Qty: 2)  
Oval Edge Nylon Ball Bearing Wheel  
Extruded Aluminum Bracket  
Accepts Up to 3/16" Thick Glass  
**With Fasteners**

## Roller Assembly



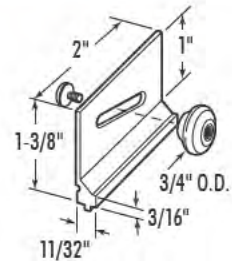
**M 6055** (Qty: 2)  
Oval Edge Nylon Ball Bearing Wheel  
Extruded Aluminum Bracket

## Roller Assembly



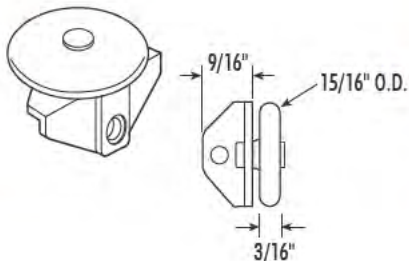
**M 6013** (Qty: 2)  
Flat Edge Nylon Ball Bearing Wheel  
Extruded Aluminum Bracket

## Roller Assembly



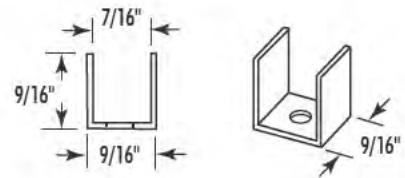
**M 6157** (Qty: 2)  
Oval Edge Nylon Ball Bearing Wheel  
Extruded Aluminum Bracket

## Guide Roller Assembly



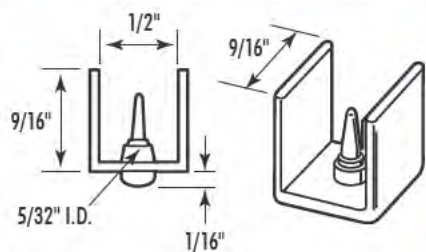
**M 6070** (Qty: 2)  
Nylon

## Bottom Guide



**M 6063** (Qty: 2)  
Nylon  
**With Fasteners**

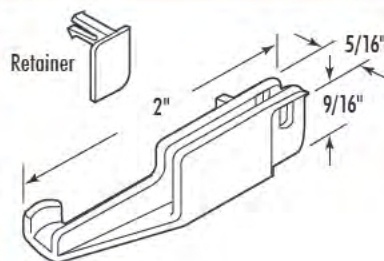
# Bath



Bottom Guide



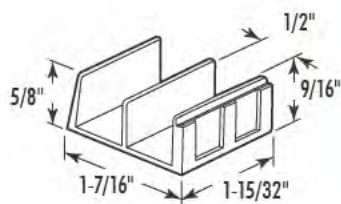
**M 6061** (Qty: 2)  
Nylon  
Snap-In Design



Bottom Guide



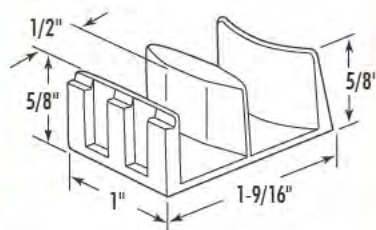
**50 9757** (Qty: 20)  
**M 6090** (Qty: 2)  
Nylon



Bottom Guide



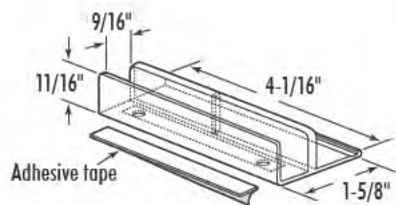
**M 6059** (Qty: 2)  
Clear Nylon  
Self-Adhesive



Bottom Guide



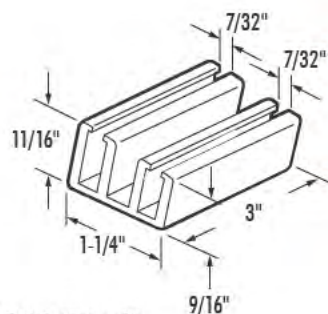
**50 9718-2** (Qty: 20)  
**M 6058** (Qty: 2)  
Clear Nylon  
Self-Adhesive



Bottom Guide



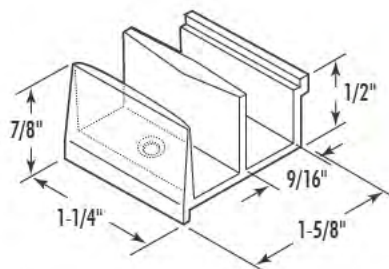
**50 9792** (Qty: 20)  
**M 6067** (Qty: 2)  
Clear Nylon  
Self-Adhesive



Bottom Guide



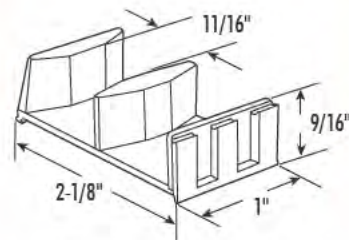
**M 6089** (Qty: 2)  
Clear Nylon  
Self-Adhesive




Bottom Guide



**M 6111** (Qty: 1)  
Clear Acrylic  
With Fastener



Bottom Guide

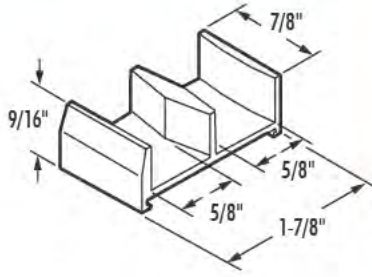


**M 6113** (Qty: 1)  
White Nylon



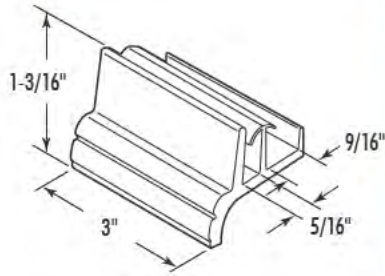
# Bath

## Bottom Guide



**M 6148** (Qty: 2)  
White Nylon

## Bottom Guide

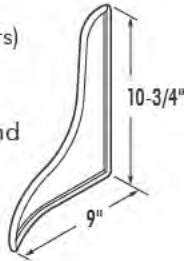


**M 6144** (Qty: 1)  
Clear Vinyl

## Splash Guard



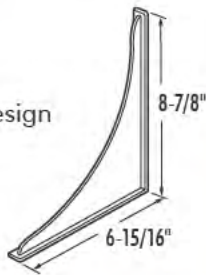
**50 9789** (Qty: 10 Pairs)  
**M 6086** (Qty: 1 Pair)  
White Plastic  
1 Left & 1 Right Hand  
Self-Adhesive



## Splash Guard



**50 9781** (Qty: 20)  
**M 6085** (Qty: 2)  
White Plastic  
Non-Handed Flat Design  
Self-Adhesive

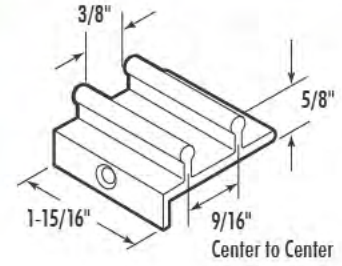


## Curtain Rod End Bracket



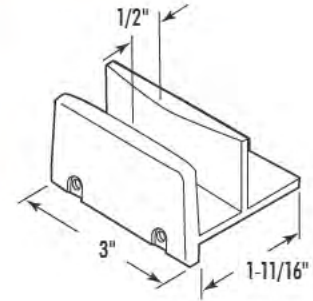
**M 6052** (Qty: 1 Set)  
Diecast

## Bottom Guide



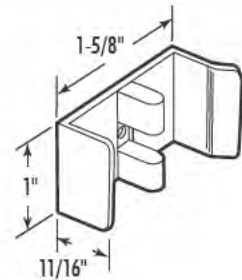
**M 6077** (Qty: 1)  
Black Nylon  
With Fasteners

## Bottom Guide



**M 6192** (Qty: 2)  
Gray Plastic  
With Fasteners

## Jamb Guide



**M 6112** (Qty: 1)  
White Nylon  
With Fasteners

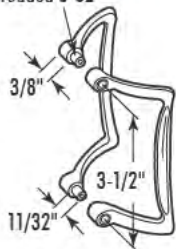
## Curtain Rod End Bracket



**M 6066** (Qty: 1 Set)  
Diecast

# Bath

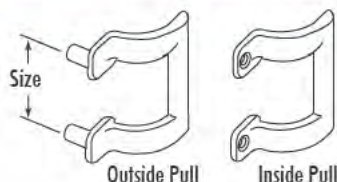
Studs Internally Threaded 6-32



## Handle Set



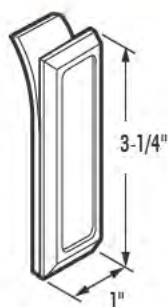
**M 6029** (Chrome Plated)  
**M 6030** (Brass Plated)  
 Qty: 1 Set  
 Diecast  
**With Fasteners**



## Handle Set



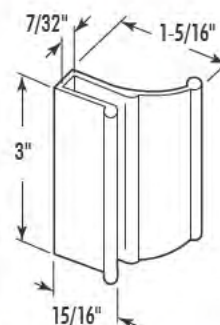
**M 6158** (2" - Chrome Plated)  
**M 6159** (2" - Brass Plated)  
**M 6160** (2-1/4" - Chrome Plated)  
 Qty: 1 Set  
 Diecast  
**With Fasteners**



## Pull



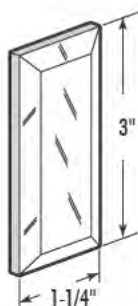
**15 3165** (Qty: 60; Clear)  
**F 2549** (Qty: 2; Clear)  
**F 2550** (Qty: 2; Black)  
 Acrylic  
 Self-Adhesive



## Pull Handle



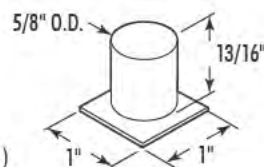
**M 6142** (Qty: 1)  
 Extruded Aluminum



## Pull



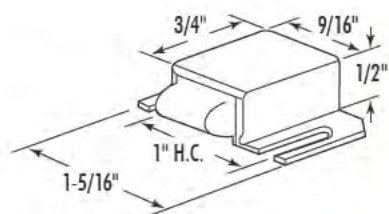
**40 9563** (Qty: 20)  
**N 6942** (Qty: 2)  
 Beveled Mirrored Acrylic  
 Self-Adhesive



## Pull



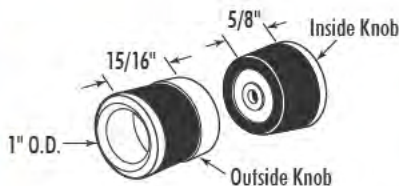
**M 6150** (Qty: 1)  
 Clear Acrylic  
 Self-Adhesive



## Catch



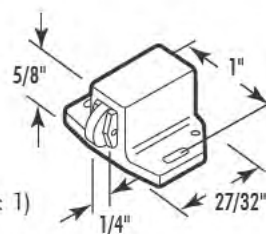
**M 6014** (Qty: 1)  
 Stainless Steel Housing with Nylon Tip  
 Spring Loaded Latch  
**With Fastener**



## Finger Pull



**M 6099** (Qty: 1 Set)  
 Chrome Finish  
**With Fastener**



## Catch



**M 6064** (Qty: 1)  
 Nylon  
 Spring Loaded Strike Roller  
**With Fastener**

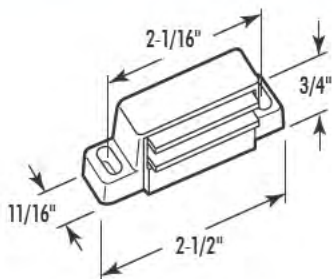


# Bath

## Magnetic Catch



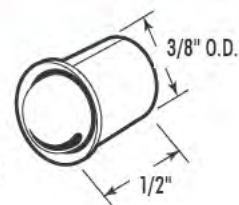
**M 6050** (Qty: 1)  
Plastic Housing  
With Fasteners



## Bullet Catch



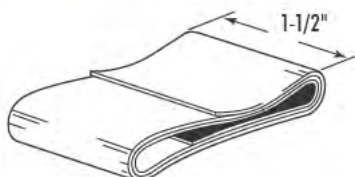
**M 6072** (Qty: 2)  
Nickel Plated Steel  
Spring Loaded  
With Fasteners



## Bottom Sweep



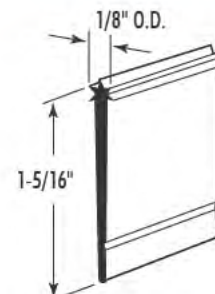
**M 6022** (Qty: 1; Gray)  
**M 6226** (Qty: 1; Clear)  
36" Long Flat Vinyl



## Bottom Sweep



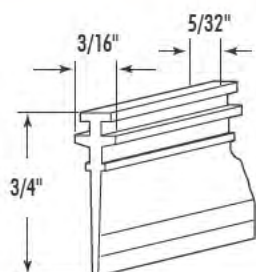
**M 6023** (Qty: 1; Gray)  
**M 6227** (Qty: 1; Clear)  
36" Long "Star-Tip" Vinyl



## Bottom Sweep



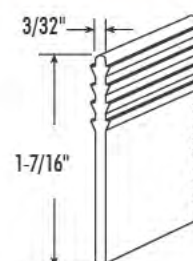
**M 6040** (Qty: 1; Gray)  
**M 6228** (Qty: 1; Clear)  
36" Long "T-Shaped" Vinyl



## Bottom Sweep



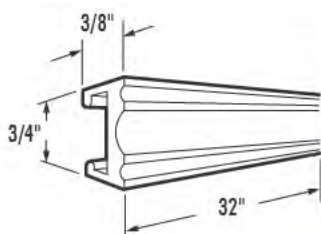
**M 6092** (Qty: 1; Gray)  
36" Long Heavy Duty Gauge Vinyl



## Towel Bar



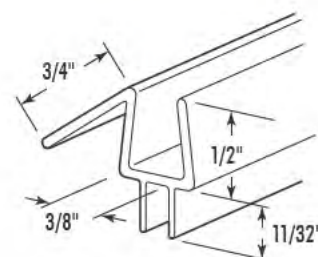
**M 6073** (Qty: 1)  
Extruded Aluminum



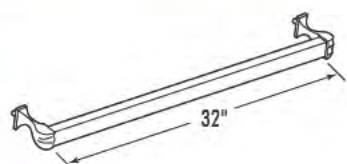
## Bottom Seal



**M 6258** (Qty: 1)  
36" Long Clear Vinyl



## Towel Bar Assembly

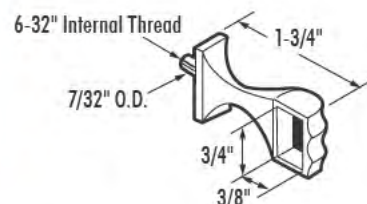


**M 6093** (Qty: 1 Set; Chrome Finish)  
**M 6094** (Qty: 1 Set; Brass Finish)  
Extruded Aluminum Bar  
Diecast Bracket  
With Fasteners

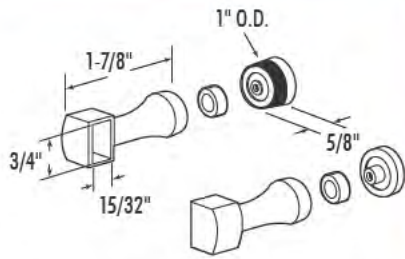
## Towel Bar Bracket



**M 6020** (Qty: 2)  
Chrome Plated Diecast Bracket  
With Fasteners



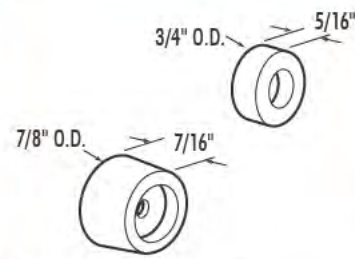
# Bath



**Towel Bar Bracket & Finger Pull**



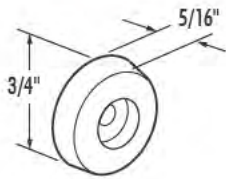
**M 6098** (Qty: 1 Set)  
Chrome Plated Diecast Construction  
**With Fasteners**



**Bumper Assortment**



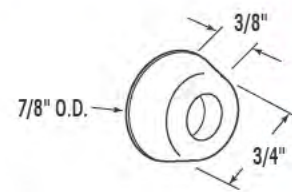
**M 6026** (Qty: 2 Sets)  
Clear Vinyl & White Rubber  
**With Fasteners**



**Bumper**



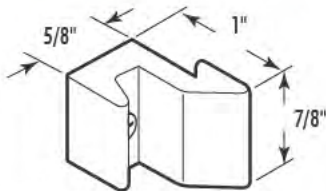
**M 6119** (Qty: 4)  
Clear Vinyl  
**With Fasteners**




**Door Bumper**



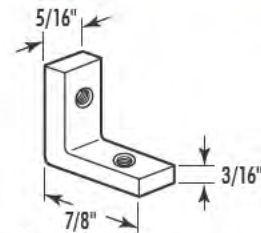
**M 6164** (Qty: 4)  
Clear Vinyl  
**With Fasteners**



**Bumper Guide**



**M 6120** (Qty: 2)  
Black Neoprene  
**With Fasteners**



**Corner Bracket**



**M 6024** (Qty: 4)  
Extruded Aluminum  
**With Fasteners**

**Don't see your part here?**

» Visit our website or call...

sentrysupply.com

800.245.6860





# Index

## Part Number to Page Number

15 3165.....	61	642-0654** .....	52	650-2874.....	38	650-4024.....	7
40 9563.....	61	642-0656** .....	52	650-2875 .....	18	650-4027.....	6
50 9710.....	58	642-0668** .....	51	650-2877 .....	18	650-4028.....	49
50 9718-2.....	59	650-1010.....	1	650-3001-3.....	43	650-4035.....	49
50 9757.....	59	650-1047.....	29	650-3001-4.....	43	650-4036**.....	49
50 9770.....	57	650-1101.....	29	650-3004-4.....	43	650-4037**.....	49
50 9773.....	56	650-1500.....	42	650-3005-3.....	43	650-4046.....	18
50 9774.....	57	650-1501.....	42	650-3005-4.....	43	650-4047.....	18
50 9777.....	56	650-1502.....	42	650-3005-5.....	43	650-4048.....	37
50 9781.....	60	650-1503.....	42	650-3005-6.....	43	650-4049.....	37
50 9789.....	60	650-1506.....	42	650-3005-7.....	43	650-4051.....	6
50 9792.....	59	650-1507.....	42	650-3005-8.....	43	650-4052.....	6
55 5360.....	23	650-1508.....	42	650-3005-10.....	43	650-4057.....	19
55 5366.....	23	650-1515.....	42	650-3005-12.....	43	650-6252.....	4
55 5481.....	23	650-1516.....	42	650-3005-18.....	43	650-6350.....	39
55 5489.....	23	650-1517.....	42	650-3006-4.....	43	650-6353.....	39
55 6199.....	22	650-1518.....	42	650-3007-12.....	43	650-6356.....	39
642-0101**.....	50	650-1519.....	42	650-3009-3.....	43	650-6365.....	39
642-0104**.....	50	650-1520.....	42	650-3009-4.....	43	650-6368.....	39
642-0107**.....	50	650-1521.....	42	650-3009-5.....	43	650-6377.....	39
642-0108**.....	50	650-1522.....	42	650-3009-6.....	43	650-6383.....	39
642-0110**.....	50	650-1523.....	42	650-3009-8.....	43	650-6395.....	39
642-0113**.....	50	650-1524.....	42	650-3009-10.....	43	650-6404.....	39
642-0116**.....	50	650-1525.....	42	650-3009-12.....	43	650-6407.....	39
642-0118**.....	50	650-1845.....	41	650-3009-24.....	43	650-6410.....	39
642-0119**.....	50	650-1887.....	41	650-3124.....	19	650-6413.....	40
642-0121**.....	50	650-1920.....	41	650-3200-3.....	43	650-6416.....	40
642-0122**.....	50	650-2004.....	44	650-3200-4.....	43	650-6419.....	40
642-0125**.....	50	650-2004-1.....	44	650-3200-5.....	43	650-6422.....	40
642-0128**.....	50	650-2004-2.....	44	650-3200-6.....	43	650-6428.....	40
642-0129**.....	50	650-2433.....	45	650-3200-7.....	43	650-6434.....	40
642-0130**.....	50	650-2436.....	45	650-3200-8.....	43	650-6436.....	40
642-0131**.....	50	650-2448.....	45	650-3200-10.....	43	650-6437.....	40
642-0134**.....	50	650-2451.....	45	650-3200-12.....	43	650-6440.....	40
642-0136**.....	50	650-2472.....	30	650-3200-14.....	43	650-6443.....	40
642-0140**.....	50	650-2748.....	8	650-3200-18.....	43	650-6446.....	39
642-0141**.....	50	650-2759.....	16	650-3200-24.....	43	650-6449.....	39
642-0143**.....	50	650-2778.....	33	650-4005.....	53	650-6473.....	48
642-0148**.....	50	650-2802.....	27	650-4008.....	17	650-6482.....	14
642-0151**.....	50	650-2804.....	6	650-4011.....	17	650-6485.....	14
642-0358**.....	52	650-2805.....	6	650-4012.....	53	650-6488.....	14
642-0418**.....	51	650-2843.....	36	650-4012**.....	53	650-6491.....	15
642-0454**.....	52	650-2844.....	36	650-4013.....	53	650-6494.....	16
642-0463**.....	52	650-2845.....	36	650-4013**.....	53	650-6497.....	16
642-0469**.....	51	650-2846.....	36	650-4014.....	53	650-6500.....	14
642-0472**.....	52	650-2859.....	36	650-4014**.....	53	650-6501.....	14
642-0508**.....	52	650-2864.....	16	650-4015.....	53	650-6503.....	15
642-0618**.....	52	650-2871.....	15	650-4015**.....	53	650-6506.....	15
642-0648**.....	52	650-2872.....	38	650-4021.....	39	650-6509.....	15
642-0651**.....	52	650-2873.....	18	650-4023.....	7	650-6512.....	15

# Index

## Part Number to Page Number

650-6515 .....	13	650-7019.....	46	650-7625.....	31	650-8618 .....	4
650-6518 .....	13	650-7037.....	38	650-7625-1 .....	31	650-8624.....	36
650-6521 .....	13	650-7038.....	38	650-7630.....	8	650-8625 .....	36
650-6530 .....	13	650-7040 .....	28	650-7633.....	16	650-8626 .....	36
650-6533 .....	13	650-7046 .....	34	650-7663 .....	33	650-8627 .....	36
650-6536 .....	15	650-7055.....	34	650-7669.....	31	650-8634 .....	15
650-6539 .....	16	650-7067 .....	26	650-7672.....	33	650-8635 .....	15
650-6542.....	15	650-7070.....	26	650-7774.....	13	650-8636.....	15
650-6545.....	27	650-7106.....	33	650-7783 .....	33	650-8744 .....	15
650-6548.....	27	650-7112.....	7	650-7786 .....	32	650-8759 .....	9
650-6551 .....	26	650-7124 .....	28	650-7804 .....	9	650-8774 .....	40
650-6557 .....	26	650-7130.....	30	650-7822 .....	31	650-8780 .....	31
650-6587 .....	30	650-7133.....	30	650-7849 .....	38	650-8786 .....	39
650-6593 .....	30	650-7142.....	32	650-7900 .....	9	650-8792 .....	39
650-6596 .....	4	650-7145.....	32	650-7901.....	53	650-8840.....	26
650-6602.....	4	650-7169.....	27	650-7902 .....	53	650-8843 .....	26
650-6608.....	4	650-7172.....	27	650-7903 .....	53	650-8873 .....	39
650-6614 .....	7	650-7184.....	4	650-7904 .....	53	650-8936 .....	9
650-6617 .....	9	650-7205 .....	33	650-7996 .....	6	650-8963 .....	39
650-6618 .....	9	650-7214.....	19	650-8017 .....	33	650-8972 .....	31
650-6618-1.....	9	650-7217.....	27	650-8133.....	41	650-8996.....	7
650-6626.....	19	650-7220 .....	27	650-8136 .....	41	650-8999.....	7
650-6632 .....	19	650-7226 .....	34	650-8139 .....	41	650-9000.....	7
650-6635 .....	19	650-7232 .....	32	650-8142 .....	41	650-9003.....	31
650-6638.....	20	650-7235 .....	31	650-8145.....	41	650-9006.....	15
650-6641.....	24	650-7262 .....	27	650-8148 .....	41	650-9024.....	44
650-6644.....	24	650-7265 .....	27	650-8148-1.....	41	650-9024-1.....	44
650-6647 .....	47	650-7274.....	14	650-8151.....	41	650-9027 .....	26
650-6650.....	49	650-7277 .....	13	650-8154 .....	41	650-9030 .....	26
650-6653 .....	49	650-7283 .....	28	650-8157 .....	41	650-9033 .....	39
650-6656.....	49	650-7292 .....	8	650-8160 .....	41	650-9034 .....	44
650-6662.....	47	650-7295 .....	14	650-8193 .....	41	650-9035 .....	44
650-6668.....	47	650-7328 .....	31	650-8196 .....	41	650-9036.....	44
650-6669.....	47	650-7349 .....	30	650-8199 .....	41	650-9072 .....	28
650-6670.....	47	650-7431 .....	4	650-8202 .....	41	650-9075 .....	28
650-6671.....	46	650-7449 .....	32	650-8205 .....	41	650-9093 .....	8
650-6672.....	48	650-7452.....	19	650-8223 .....	17	650-9117 .....	9
650-6673.....	48	650-7455.....	4	650-8226 .....	17	650-9228.....	27
650-6674.....	48	650-7461.....	14	650-8241 .....	35	650-9231 .....	15
650-6675 .....	47	650-7464 .....	39	650-8297 .....	4	650-9252 .....	4
650-6676 .....	47	650-7528.....	7	650-8300 .....	39	650-9258 .....	37
650-6863.....	8	650-7534.....	32	650-8342.....	40	650-9267 .....	31
650-6866.....	19	650-7549 .....	28	650-8366.....	47	650-9282 .....	39
650-6869.....	16	650-7552.....	34	650-8372.....	39	650-9297 .....	46
650-6875.....	33	650-7555.....	32	650-8396 .....	26	650-9375 .....	14
650-6902.....	31	650-7558.....	33	650-8399 .....	26	650-9384 .....	40
650-6908.....	9	650-7561.....	30	650-8402 .....	33	650-9387 .....	39
650-6911.....	34	650-7615.....	32	650-8480.....	14	650-9399 .....	37
650-6923 .....	32	650-7619.....	31	650-8513 .....	48	650-9400.....	37
650-6986.....	32	650-7619-1 .....	31	650-8543 .....	6	650-9402.....	37



# Index

## Part Number to Page Number

650-9405.....	24	656-2022.....	35	658-1006.....	20	659-1017.....	25
650-9410.....	37	656-2701.....	24	658-1007.....	20	659-1018.....	25
650-9435.....	40	656-2702.....	8	658-1008.....	20	659-1019.....	25
650-9462.....	31	656-2799.....	6	658-1009.....	20	659-1020.....	25
650-9465.....	31	656-2869.....	35	658-1010.....	20	659-1021.....	25
650-9486.....	4	656-2870.....	35	658-1011.....	20	659-1023.....	25
650-9492.....	20	656-2905.....	28	658-1013.....	20	659-1025.....	25
650-9499.....	39	656-2906.....	29	658-1014.....	20	659-1026.....	25
650-9520.....	4	656-3009-3.....	43	658-1015.....	20	659-1027.....	25
650-9537.....	19	656-3009-4.....	43	658-1016.....	20	659-1028.....	25
650-9588.....	14	656-3009-5.....	43	658-1017.....	21	659-1029.....	25
650-9600.....	16	656-3009-6.....	43	658-1018.....	21	659-1030.....	25
650-9687.....	40	656-3009-7.....	43	658-1019.....	21	659-1031.....	25
650-9837.....	17	656-3009-8.....	43	658-1020.....	21	659-1032.....	25
650-9867.....	24	656-3009-9.....	43	658-1021.....	21	659-1033.....	25
650-9882.....	39	656-3009-10.....	43	658-1022.....	21	659-1036.....	25
650-9909.....	14	656-3009-12.....	43	658-1023.....	21	659-1038.....	25
650-9910.....	14	656-3009-14.....	43	658-1024.....	21	659-1039.....	25
650-9921.....	16	656-3009-18.....	43	658-1025.....	21	659-1040.....	25
650-9942.....	13	656-3009-20.....	43	658-1026.....	21	659-1041.....	25
650-9990.....	17	656-3009-22.....	43	658-1027.....	21	659-1042.....	25
650-9993.....	17	656-3009-24.....	43	658-1028.....	21	659-1045.....	25
651-0358**.....	52	656-6040-T.....	36	658-1030.....	21	659-1046.....	25
651-0361**.....	51	656-6572.....	36	658-1031.....	21	659-1047.....	25
651-0454**.....	52	656-6575.....	36	658-1032.....	21	659-1048.....	24
651-0457**.....	52	656-6710.....	49	658-1033.....	21	659-1049.....	24
651-0463**.....	52	656-6713.....	49	658-1035.....	21	659-1050.....	24
651-0466**.....	52	656-6737-T.....	29	658-1036.....	21	659-1053.....	24
651-0469**.....	51	656-6797.....	8	658-1038.....	22	659-1054.....	24
651-0472**.....	52	656-7777.....	28	658-1040.....	22	659-1055.....	24
651-0474**.....	51	656-7780.....	28	658-1041.....	22	659-1060.....	24
651-0475**.....	51	656-8056.....	35	658-1042.....	22	659-1061.....	24
651-0481**.....	52	656-8237.....	35	658-1043.....	22	659-1064.....	24
651-0487**.....	51	656-8240.....	35	658-1044.....	22	659-1065.....	24
651-0488**.....	51	656-8621.....	35	658-1046.....	22	659-1066.....	24
651-0490**.....	51	656-8918.....	8	658-1047.....	22	193679.....	56
651-0491**.....	51	656-9009.....	35	658-1048.....	22	193680.....	56
651-0648**.....	52	656-9012.....	35	658-1049.....	22	193681.....	56
651-0654**.....	52	656-9219.....	44	658-1050.....	22	F 2549.....	61
651-0656**.....	52	656-9312.....	45	658-1051.....	20	F 2550.....	61
651-0668**.....	51	656-9408.....	45	658-1052.....	20	J 4566.....	22
656-1000.....	10	656-9618.....	45	658-1053.....	20	J 4713.....	22
656-1001.....	10	656-9873.....	5	658-1054.....	20	KC10HD.....	11
656-1002.....	11	656-9874.....	5	659-1008.....	25	KC11US.....	11
656-1003.....	10	656-9875.....	5	659-1009.....	25	KC16HD.....	11
656-1004.....	10	658-1001.....	20	659-1010.....	25	KC17HD.....	11
656-1005.....	11	658-1002.....	20	659-1011.....	25	KC18US.....	11
656-1006.....	11	658-1003.....	20	659-1012.....	25	KC30US.....	12
656-1776.....	44	658-1004.....	20	659-1013.....	25	KC31US.....	12
656-2019.....	35	658-1005.....	20	659-1015.....	25	KC32HD.....	12

# Index

## Part Number to Page Number

KC60HD.....	11	M 6111.....	59	U 10027.....	54
KC61US.....	11	M 6112.....	60	U 10066.....	55
KC67US.....	11	M 6113.....	59	U 10067.....	55
M 6000.....	56	M 6119.....	63	U 10068.....	55
M 6001.....	57	M 6120.....	63	U 10075.....	55
M 6002.....	56	M 6142.....	61	U 10077.....	55
M 6003.....	57	M 6144.....	60	U 10078.....	55
M 6006.....	57	M 6145.....	58	U 10081.....	55
M 6007.....	57	M 6148.....	60	U 10082.....	55
M 6008.....	57	M 6150.....	61	U 10083.....	55
M 6009.....	57	M 6157.....	58	U 10086.....	55
M 6013.....	58	M 6158.....	61	U 10246.....	56
M 6014.....	61	M 6159.....	61	U 10267.....	5
M 6020.....	62	M 6160.....	61	U 10306.....	5
M 6022.....	62	M 6164.....	63	U 10307.....	5
M 6023.....	62	M 6192.....	60	U 10552.....	19
M 6024.....	63	M 6226.....	62	U 10553.....	19
M 6026.....	63	M 6227.....	62		
M 6029.....	61	M 6228.....	62		
M 6030.....	61	M 6258.....	62		
M 6031.....	57	N 6942.....	61		
M 6035.....	57	S 4453.....	5		
M 6040.....	62	S 4454.....	5		
M 6050.....	62	U 9002.....	56		
M 6052.....	60	U 9003.....	56		
M 6053.....	58	U 9004.....	22		
M 6054.....	58	U 9029.....	23		
M 6055.....	58	U 9032.....	23		
M 6058.....	59	U 9129.....	55		
M 6059.....	59	U 9130.....	55		
M 6061.....	59	U 9140.....	23		
M 6063.....	58	U 9185.....	23		
M 6064.....	61	U 9186.....	23		
M 6065.....	57	U 9243.....	23		
M 6066.....	60	U 9244.....	23		
M 6067.....	59	U 9254.....	56		
M 6070.....	58	U 9267.....	23		
M 6072.....	62	U 9268.....	23		
M 6073.....	62	U 9270.....	23		
M 6077.....	60	U 9271.....	23		
M 6085.....	60	U 9275.....	23		
M 6086.....	60	U 9276.....	56		
M 6089.....	59	U 9278.....	56		
M 6090.....	59	U 9496.....	54		
M 6092.....	62	U 9500.....	54		
M 6093.....	62	U 9503.....	54		
M 6094.....	62	U 9504.....	54		
M 6098.....	63	U 9509.....	54		
M 6099.....	61	U 9961.....	5		
M 6104.....	58	U 9962.....	5		



# Notes

---

**PRIME-LINE**  
The Replacement Hardware Company

Home | Where to Buy | Catalogs | How To's | FAQs | Safety

Search: All Categories

**Product Categories**

- Repair/Replacement Parts**
  - Exterior Door Hardware
  - Interior Door Hardware
  - Tub & Shower Door Hardware
  - Window Hardware
  - Drawer And Cabinet Hardware
  - RV And Mobile Home Hardware
  - Builders Hardware
  - Window And Screen Repair
  - Commercial Restroom Hardware
  - Repair Springs
- Safety and Security Products**
  - Child Safety Products
  - Door Security
  - Sliding Patio Door Security
  - Window Security
  - Cabinet Security
  - Miscellaneous Security
  - Glb Closer


**PRIME-LINE Products**  
Redlands, CA

**North America's Largest Supplier & Manufacturer of Window & Door Replacement Hardware!**  
(Items currently on website: 7219)  
(How-To Video Requests: 43357)

These are a few of the wide variety of products we offer...

- Screen Door Closer (edit)
- Tub & Shower Door Hardware (edit)
- Aerosol Sprays (edit)
- Sliding Glass Door Locks, Latches and Accessories (edit)

primeline.net



**CONNECT  
With Prime-Line**



**Sentry**  
SUPPLY LLC

26950 San Bernardino Ave., Redlands, CA 92374  
(800) 245-6860 • FAX: (724) 834-2639  
Email: sales@sentrysupply.com • Web: sentrysupply.com