

1995 & Older Applications **POWER STEERING HOSES & REPAIR KITS**

- Pressure & Return Hoses
- Steering Component Repair Kits




TABLE OF CONTENTS

Limited Warranty Information/Toll Free Number	A2
Replacement “O” Ring Assortment	A3
How to Service Power Steering	A4-A5
Installation Procedure	A6
Power Steering Repair Kit Contents	A7-A11
Power Steering Systems	A12-A13
Pump and Gear Identification	A14-A15
System and Component Identification	A16-A23
Alphabetical Listings	
Passenger Cars	1-208
Light Trucks	209-329
Typical International & Navistar Steering	330
Medium/Heavy Duty Trucks	331-399
Buses	400-408
Numerical Listing for Hose Assemblies	409-511
Repair Kit Contents	512-513
Repair Kits Passenger Cars and Light Trucks	514-715
Repair Kits Medium/Heavy Trucks and Buses	716-779
Numerical Listing for Repair Kits	780-810
Pressure Hose Illustrations	I1-I90
Power Steering Troubleshooting	Inside Back Cover


LIMITED WARRANTY

WARRANTY: We make a commitment that our products, at the time of sale to the customer, meet standards applicable to uses recommended by the manufacturer. Our products will offer best service when installed, used and maintained according to our recommendations. If we determine that a product does not meet these standards, the product will, at our option, be replaced, repaired, or credited. This is the exclusive remedy, limited to the customer's purchase price of the product. Damage to the product due to abuse, misuse, improper use, inadequate maintenance, or failure to follow published installation, use and service recommendations automatically voids this warranty. For warranty service, please contact YOUR SUPPLIER, or the Customer Service Department, Plews/Edelmann Division, Route 38 East, Airport Industrial Park, Dixon, IL 61021.

THERE IS NO OTHER WARRANTY, EXPRESSED OR IMPLIED, INCLUDING FITNESS FOR A PARTICULAR PURPOSE. ALL IMPLIED WARRANTIES ARE EXPRESSLY DISCLAIMED. LIABILITY FOR CONSEQUENTIAL OR INCIDENTAL DAMAGES UNDER ANY AND ALL WARRANTIES ARE EXCLUDED TO THE EXTENT EXCLUSION IS PERMITTED BY LAW.

POWER STEERING PROBLEM?

**Call Us
On Our
Toll Free
Numbers**



**For Technical Assistance Only
Call 1-800-323-6294**

**For Placing Orders Only
Ask for Customer Service
1-800-770-4639**

POWER STEERING HOSE

Replacement “O” Ring Assortment

Ideal for Jobbers and Installers for replacing “O” Rings and seals. Replacement components are available by ordering part numbers in content lists below.

NEW – 70011 – Replacement “O” Ring / Seal / Gasket / Plug Assortment

CONTENTS:



Part Number	Size	Description	Quantity
70001	5/16"	Standard “O” Ring	25
70002	3/8"	Viton “O” Ring	25
70003	3/8"	Standard “O” Ring	25
70004	9/16"–18	Type II Teflon Seals	25
70005	16mm	Type III Teflon Seals	25
70006	14mm	Copper Washer	12
70007	16mm	Copper Washer	12
70008–NEW	3/8"–24	Switch Socket Plug	5

Power Steering Tech-Tips

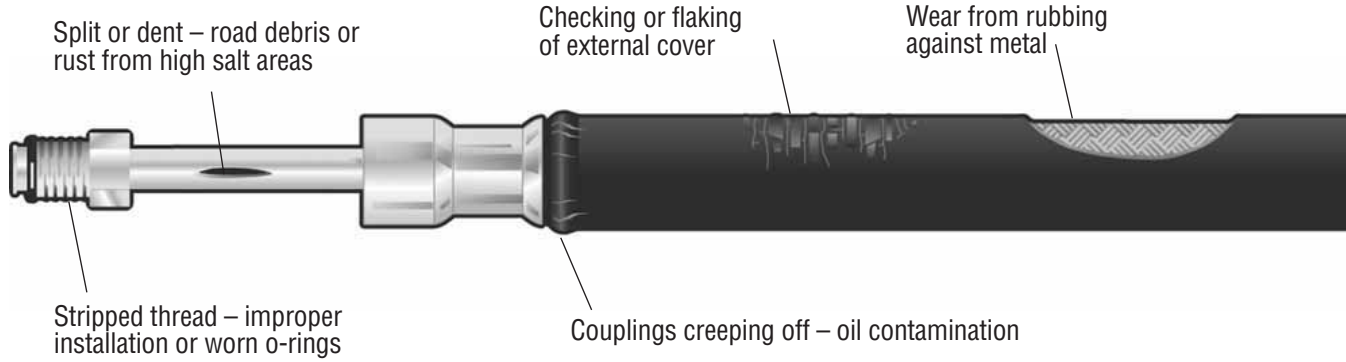
Power Steering Hose Change and System Flush

- Remove hose using open-end wrench or screwdriver.
- Install new hose, hand thread fitting and tighten with open-end wrench.
- Disconnect return line at pump and point to drain pan. Cover pump tube with cap.
- Fill reservoir and start engine.
- Turn wheel side to side, filling reservoir as needed until fluid is clear.
- Stop engine. Remove cap, connect return line and re-check fluid level.

It is always recommended that you replace your return line when replacing a pressure hose. Failure to do so could result in further system damage.

SERVICING YOUR

Identifying Power Steering Problems



Probable Causes

Symptom	Low Tire Pressure	High Internal Leak (Pump or Gear)	Pump Belt Loose	Flow Control Valve Sticking	Low Oil In Reservoir	Air In System	Front End Mis-aligned	Steering Linkage/ Coupler Damaged	Restriction In System
Hard Steering	●	●	●	●	●		●		
Increased Effort		●	●		●				●
Wheel Jerks at Low Speeds			●	●	●	●			
Loose Steering or Excess Wheel Return							●	●	
Vehicle Wanders from Side to Side							●	●	
Poor Wheel Return	●						●		
	Fill Tire To Recommended Pressure	Replace Gear Or Pump	Tighten Pump Belt	Remove Valve Buff Clean And Replace	Fill Reservoir With Oil	Flush And Bleed System	Realign	Replace Ball-Studs Tie-Rods Or Linkage	Flush System Check Hoses For Blockage

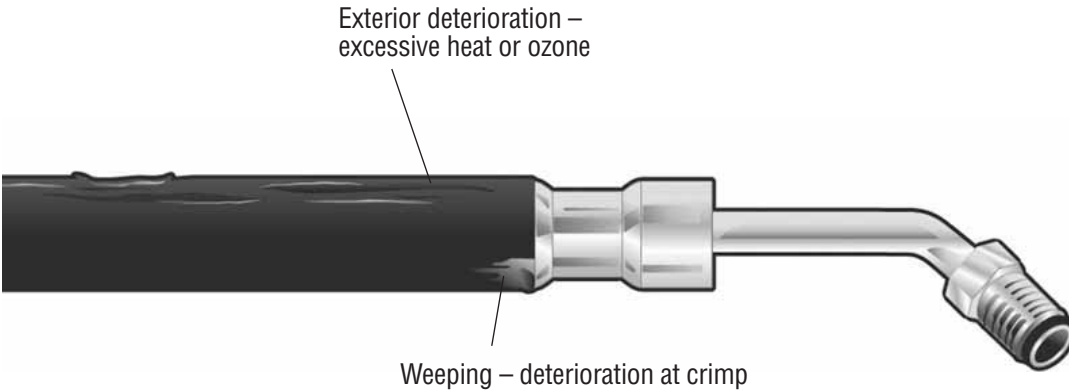
Probable Solutions

Physical Problems

Guidelines for Inspection

- Brittleness or hardness — an early sign of internal wear. The hose has lost its ability to absorb pressure surges.
- Soft, spongy hose — A more serious sign of wear, indicating advanced internal deterioration and probably leakage.
- Leakage of power steering fluid — easily detected by visual inspection of hose at fittings.
- External wear and abrasion — caused by contact with manifold or other engine parts; calls for replacement and realignment of hose.
- Thick, sludgy fluid in pump reservoir — indicates internal hose wear and need for a complete flush of system.

POWER STEERING HOSE



Probable Causes

Symptom	Flow Control Valve Sticking	Low Oil In Reservoir	Air In System	Damper “O” Ring On Spool Valve Cut	Restriction In System	Scored Pump Shaft Bushing/Bearing	Scored Pump Plate	Wear On Cam Ring
Gear Squawk				●				
Growling		●	●		●	●	●	●
Hissing Noise	●		●					
Groan		●	●					
Swish in Pump	●							
Whine in Pump		●	●			●		
	Remove Valve Buff Clean And Replace	Fill Reservoir With Oil	Flush And Bleed System	Replace “O” Ring	Flush System, Check Hoses For Blockage	Replace Bushing	Replace Pump	Replace Pump

Probable Solutions

Audible Problems

Maintenance and Causes of Wear

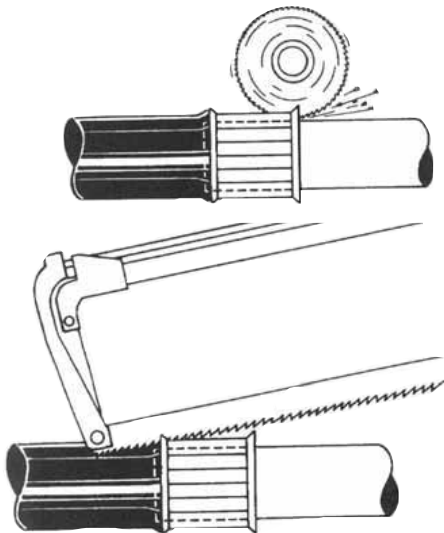
- Inspection of power steering hose eliminates expensive repairing or replacing of the pump or other components.
- Hoses should be replaced after 20,000 – 24,000 miles as preventive maintenance.
- High temperature pulsations cause power steering hoses to deteriorate from the inside. The constant flexing and pressure surges result in the breaking off of small particles of hose, which are carried through the system, and can lead to system malfunction.

INSTALLATION PROCEDURE

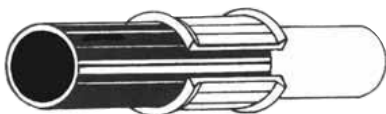
Installation Procedure for Replacing Crimped or Ferruled Power Steering Return Line Assemblies

Note: This is ONLY for return line assemblies and will not work for pressure assemblies.

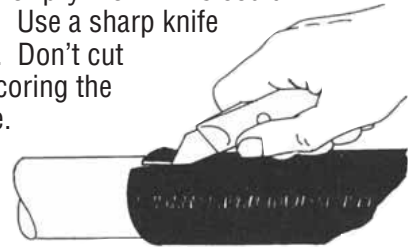
1. Locate hose to be replaced. If possible, for easier access, remove assembly from vehicle. Locate ferrule attaching hose to the assembly.
2. If assembly is removed from vehicle, clamp it with a vise or to a stationary object, such as a table. BE CAREFUL, do not distort assembly when clamping.
3. Using a hacksaw, dremmel tool or other cutting-type tool, carefully cut the ferrule lengthwise, slitting the ferrule from end to end. **IMPORTANT:** Cut only the ferrule. Cutting through the hose can damage the tube or nipple surface. **CAUTION: ALWAYS WEAR EYE PROTECTION WHEN USING A ROTOR TOOL.**




4. After ferrule is split, spread it open and remove from assembly.



5. Remove ferrule and existing hose. If hose is stuck don't force or pry it off. This could damage the nipple. Use a sharp knife to cut or peel it off. Don't cut too deep – avoid scoring the tube/nipple surface.



6. Check nipple for damage and clean nipple with a wire brush to assure a smooth sealing surface.



7. Install new hose and secure with new clamps. Lubricating hose with coolant makes installation over nipple easier. Position new clamp over hose between raised bead and exposed tube surfaces. See below. Tighten clamp to recommended specifications.



8. Reinstall assembly. With engine at operating temperature, check for leaks and tighten clamps as needed.

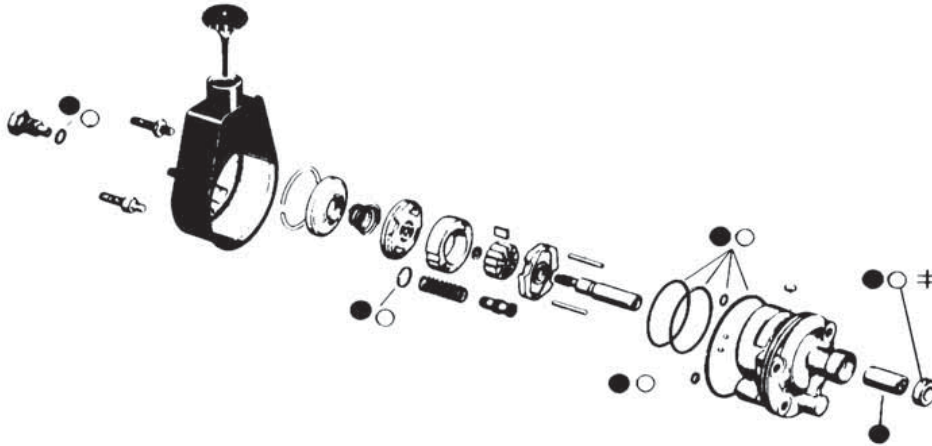
POWER STEERING REPAIR KIT CONTENTS

(Excludes Rack & Pinion)

All repair kits are supplied with detailed instruction sheets including exploded view illustrations and step by step service procedures.

(Parts may vary by type)

REPAIR KITS FOR POWER STEERING PUMPS



● **Parts included with complete rebuilding kit:**

- Housing “O” rings
- External reservoir “O” rings
- Pressure union “O” ring fittings
- Drive shaft bushing/bearing
- Drive shaft seal

○ **Parts included with Pump Seal kit:**

- All above excluding drive shaft bushing/bearing

≠ **Parts included with drive shaft seal kit:**

- Drive shaft seal only

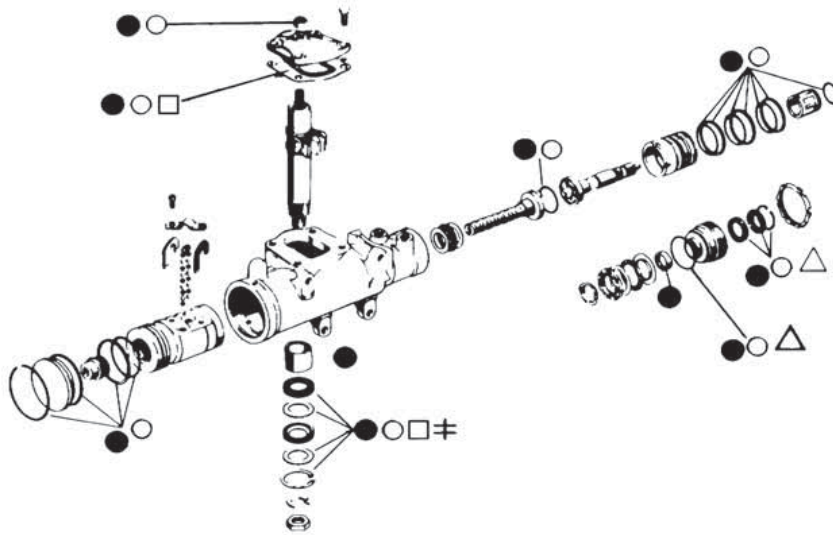
Power steering pump parts **NOT** available in above kits:

- Hard parts like vanes, rotors, shaft, cam ring, plates or slippers

POWER STEERING REPAIR KIT CONTENTS – cont.

(Excludes Rack & Pinion)

REPAIR KITS FOR POWER STEERING GEARS



● **Parts included with complete rebuilding kit:**

- Pitman shaft bearing (most kits)
- Input shaft bearing (most kits)
- Teflon seals (for piston and spool valve)
- Pitman shaft seals, snap ring, input shaft seals, dust covers
- “O” rings
- Housing “O” rings

○ **Parts included with gear seal kit:**

- All above excluding Pitman & input shaft bearings

△ **Parts included with input shaft seal kit:**

- Input shaft seal
- Dust cover
- Snap ring

□ **Parts included with complete Pitman shaft seal kit:**

- Housing cover “O” ring
- Pitman shaft & seals (number of seals may vary)
- Dust cover

≠ **Parts included with lower Pitman shaft seal kit:**

- All above excluding housing cover “O” ring

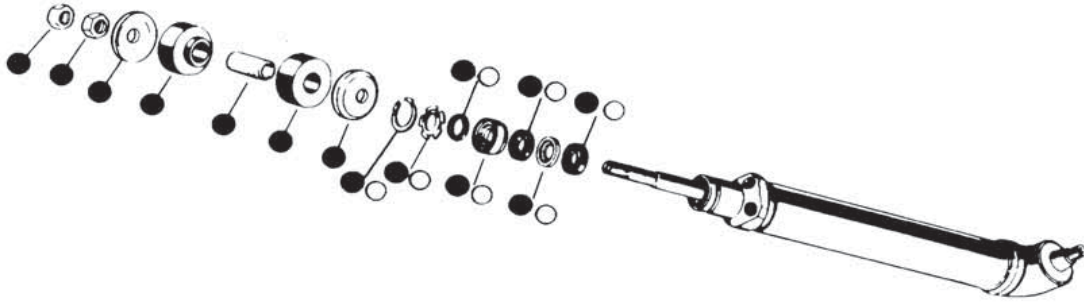
Power steering gear parts **NOT** available in above kits:

- Piston
- Ball bearings, Pitman shaft, piston, spool valve assembly
- Adjuster plug, housing cover

POWER STEERING REPAIR KIT CONTENTS – cont.

(Excludes Rack & Pinion)

REPAIR KITS FOR POWER CYLINDERS



● **Parts included with complete rebuilding kit:**

- Cylinder rod seals
- Washers
- Cylinder rod grommets (link cylinder to frame)
- Spacers
- Cylinder rod boot (not in all kits)

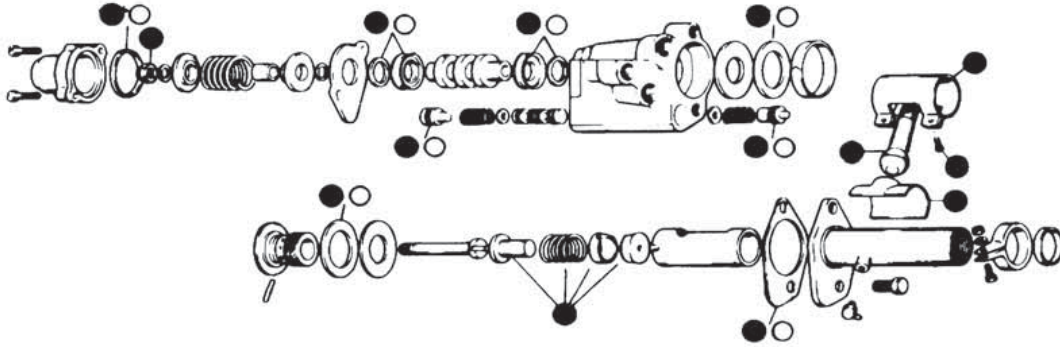
○ **Parts included with Pitman rod seal kit:**

- Snap rings
- Copper washer
- Seal
- Metal washer
- Gasket

POWER STEERING REPAIR KIT CONTENTS – cont.

(Excludes Rack & Pinion)

REPAIR KITS FOR POWER CONTROL VALVES



● **Parts included with complete rebuilding kit:**

- Dust clamp and boot
- Ball stud, ball stud seat and spring
- Cap gasket, gaskets and spool seals
- Adjusting nut
- Bumper spool stop

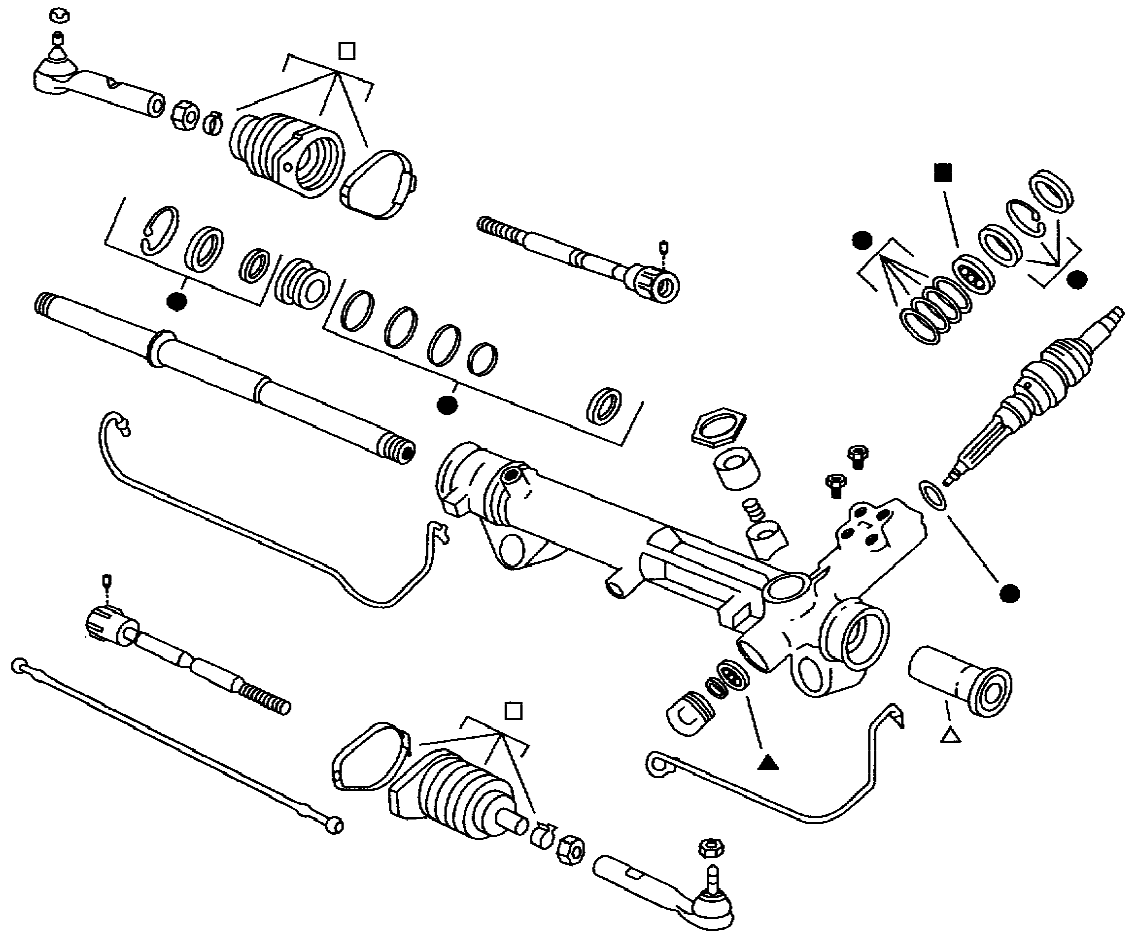
○ **Parts included with control valve seal kit:**

- Spool seals
- “O” rings and bushings
- Housing and valve housing “O” rings, seals and gaskets

POWER STEERING REPAIR KIT CONTENTS – cont.

(For Rack & Pinion)

REPAIR KITS FOR RACK AND PINION



● **Parts included with complete seal kit:**

Contains the seals and miscellaneous hardware necessary for a complete rebuild.

- Teflon seals
- Rubber seals
- “O” rings
- Snap rings and washers

■ **Parts included with upper pinion bearing kit:**

Designed for specific repair of the pinion/hydraulic valve assembly within the rack and pinion unit.

- Bearings

▲ **Parts included with lower pinion bearing kit:**

Designed for specific repair of the pinion/hydraulic valve assembly within the rack and pinion unit.

- Bearings

□ **Parts included with bellow kit:**

Sold separately as left and right bellow kit.

- Bellows
- Clamps

△ **Parts included with mounting kit:**

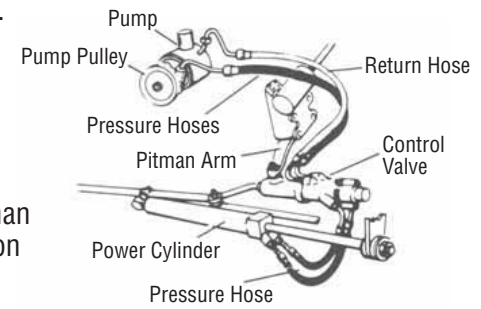
Contains the bushing and hardware necessary to restore stability and absorb vibration.

- Bushings

POWER STEERING SYSTEMS

SYSTEM
PUMP &
GEAR
IDENT.

There are five major systems using power steering hose assemblies: Linkage (or Booster), Power As-



Linkage (Booster) System

- **3 Pressure Hose Assemblies**
- **1 Return Hose Assembly**

A pump supplies hydraulic pressure to control valve attached to pitman arm. This valve senses movement of steering wheel in either direction and directs the proper amount of fluid pressure to power cylinder.

SYSTEM &
COMPONENT
IDENT.

PASS.
CARS

The power cylinder is attached to car's frame on one end and to intermediate rod on the other end.

As fluid pressure is applied to one end or the other of power cylinder, it "pushes" or "pulls" intermediate rod to effect steering boost.

LIGHT
TRUCKS

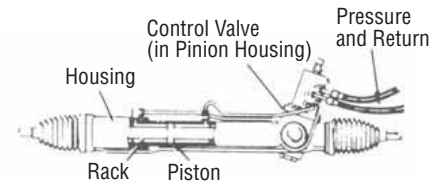
Spent fluid is returned to pump reservoir via return line hose.

This system is found in Fords, Mercurys, early Chevrolets and late model Corvettes.

Power-Assisted Rack and Pinion System

- **1 Pressure Hose Assembly**
- **1 Return Hose Assembly**

This system is similar to integral type in that the power cylinder and control valve are in the same housing.



MEDIUM/
HEAVY
TRUCKS

BUSES

The power piston is actually part of the rack and the rack housing acts as the cylinder. The control valve is located in pinion housing.

Rotation of steering wheel (pinion) turns valve to direct hydraulic pressure to either end of rack piston.

HOSE
NUMERICAL

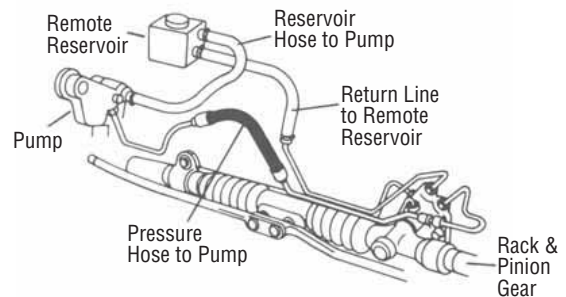
Spent fluid is returned to pump reservoir via return line hose.

This type of system is found on many import cars and light trucks and some late model U.S. cars.

Remote Reservoir System

- **1 Pressure Hose Assembly**
- **1 Return Hose Assembly**
- **1 Reservoir Hose**

This system is common on many small, front wheel drive vehicles and vans.



REPAIR
KITS

KIT
NUMERICAL

Car manufacturers use remote reservoirs to maximize space under the hood.

Fluid is transported from reservoir to pump through the reservoir hose.

ILLUSTRATIONS

The pump then supplies the pressure to transport fluid through the system and returns it to the remote reservoir.

POWER STEERING SYSTEMS

Hydro-Boost System

- 2 Pressure Hose Assemblies
- 3 Return Hose Assemblies

In this system, hydraulic pressure is supplied by power steering pump to activate a power brake booster system (in contrast to conventional vacuum-assisted power brake).

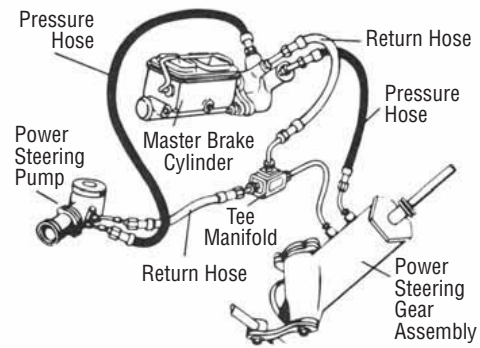
This system has a valve assembly which meters power steering pump pressure to a brake booster pressure chamber connected to brake master cylinder.

Movement of brake pedal actuates system to provide a variable boost to pedal force required to stop the car.

In addition to normal pressure and return lines used in this system, additional pressure and return lines are utilized from pump to brake master cylinder.

Vehicles using this system are late model Thunderbirds, Lincolns and Mercurys, some late model GM passenger cars and light trucks.

NOTE: Before installing a Hydro-Boost hose assembly, pump brake pedal several times to reduce pressure in the system's accumulator.



Integral System

- 1 Pressure Hose Assembly
- 1 Return Hose Assembly

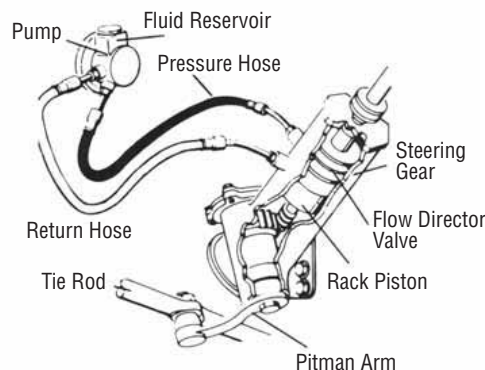
The power cylinder and control valve functions are combined into one unit located at the end of the steering column.

Here, a pressure flow director valve senses movement of steering wheel and directs pressure to one side or the other of a rack piston (which is geared to pitman arm shaft).

As the rack piston moves up or down under pressure, it applies needed boost to pitman arm. This turns the wheels.

Spent fluid is returned to pump reservoir via return line hose.

Vehicles using this system are late model GM cars and light trucks, Chrysler and Plymouth standard sizes, late model Fords, Lincolns and Mercurys.



SYSTEM
PUMP &
GEAR
IDENT.

SYSTEM &
COM-
PONENT
IDENT.

PASS.
CARS

LIGHT
TRUCKS

MEDIUM/
HEAVY
TRUCKS

BUSES

HOSE
NUMER-
ICAL

REPAIR
KITS

KIT
NUMER-
ICAL

ILLUSTRATIONS

POWER STEERING PUMPS AND STEERING GEARS

SYSTEM
PUMP &
GEAR
IDENT.

The diagrams below illustrate typical power steering pumps and steering gears found in heavy-duty vehicles. This information is for reference only to afford mechanics the means to easily identify these units.

Star/alpha character footnotes in the application listings refer to appropriate pump and gear group.

SYSTEM &
COM-
PONENT
IDENT.

PASS.
CARS

LIGHT
TRUCKS

MEDIUM/
HEAVY
TRUCKS

BUSES

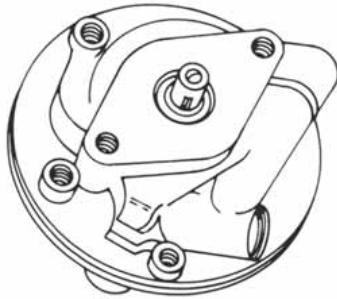
HOSE
NUMER-
ICAL

REPAIR
KITS

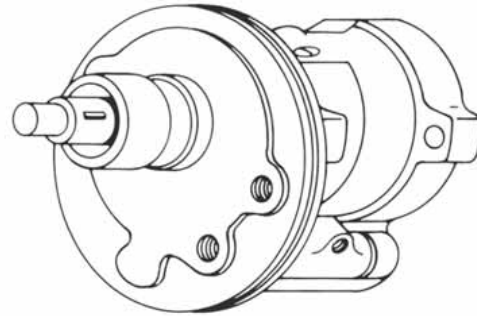
KIT
NUMER-
ICAL

ILLUST-
RATIONS

(E)
Eaton Model "B" Pump

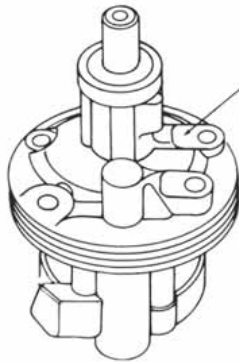


(F)
Saginaw Model "143" Pump

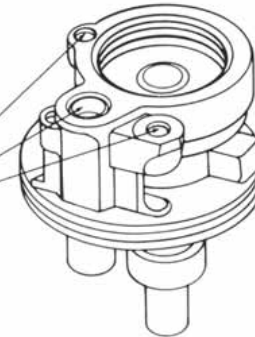


Casting Nos. 5692687, 7812808
Shaft Measures 3/8" at Pulley Surface

(G)
Saginaw Vane-Type Pump

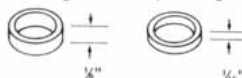


If stamped "x" or "metric" appears on this pad use thicker square cut O-ring seals included in Kit 7910/7918. Disregard other letters or numbers.




Square cut
O-ring seal locations

Saginaw Pump O-rings



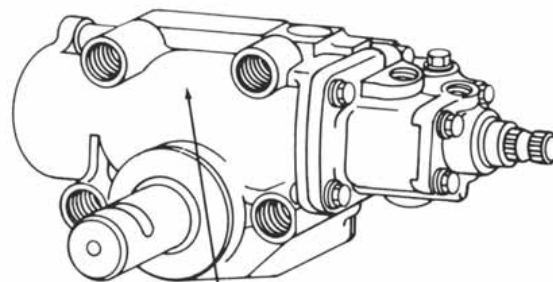
Included in Kit

(H)
Saginaw Gear - Integral
Model 710 Dual Piston



Casting Nos. 7813161, 7830389, 26002502

(J)
TRW/ROSS Model HF54 Gear



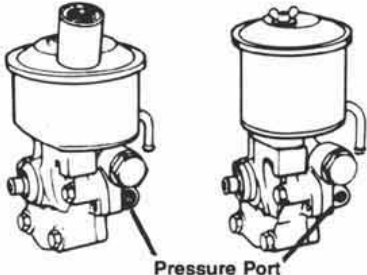

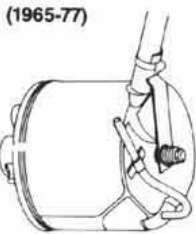
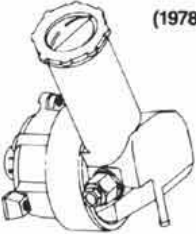
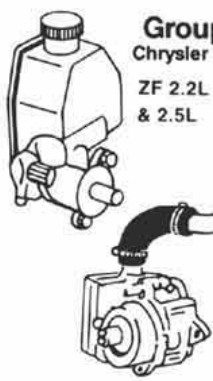
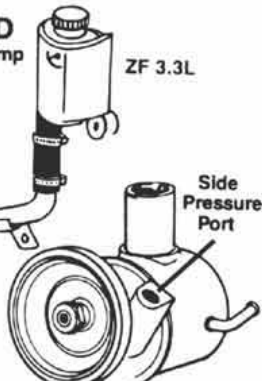

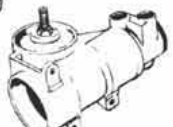
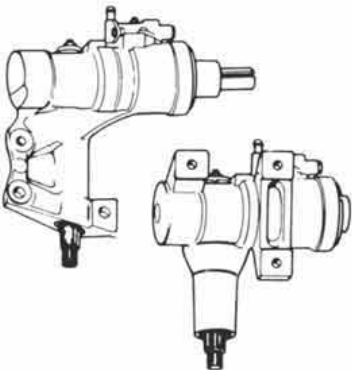
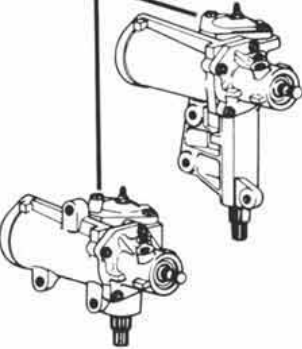
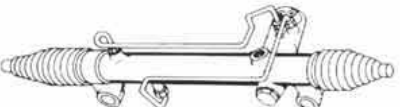
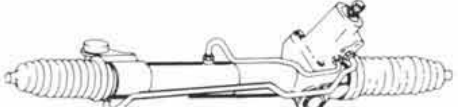
Casting No. HF54****
Check Casting Number for Proper Series

Note: Casting numbers, where listed, are for use in helping identify the unit and may not be complete.

POWER STEERING PUMPS AND STEERING GEARS

These diagrams show typical automobile pumps and steering gears. This information is provided for reference only in order to afford mechanics the means to easily identify these units.

Refer to the "Figure" column in the Application Section. The letters in that column refer to pumps and steering gears.

<p>Group A Eaton Pumps</p>  <p>Pressure Port</p>	<p>Group B Saginaw Pumps (Rear Pressure Ports)</p> 	
<p>Group C Ford Pumps</p> <p>(1965-77)</p>  <p>Metal Reservoir</p> <p>(1978 & Up)</p>  <p>Plastic Reservoir</p>	<p>Group D Chrysler Pump ZF 2.2L & 2.5L</p>  <p>ZF 3.3L</p>  <p>Side Pressure Port</p>	
<p>Group N Saginaw Steering Gear</p>  <p>4-Bolt Housing Cover</p>  <p>Ring Retained Housing Cover</p> <p>1st Design W/L In Casting # 2nd Design W/O L in Casting #</p>	<p>Group O Chrysler Steering Gear</p> 	<p>Group P Ford Steering Gear (2-Bolt Housing Cover)</p> 
<p>Group Q Ford Rack & Pinion Gear</p> 	<p>Group R TRW Rack & Pinion Gear</p> 	

SYSTEM
PUMP &
GEAR
IDENT.

SYSTEM &
COM-
PONENT
IDENT.

PASS.
CARS

LIGHT
TRUCKS

MEDIUM/
HEAVY
TRUCKS

BUSES

HOSE
NUMER-
ICAL

REPAIR
KITS

KIT
NUMER-
ICAL

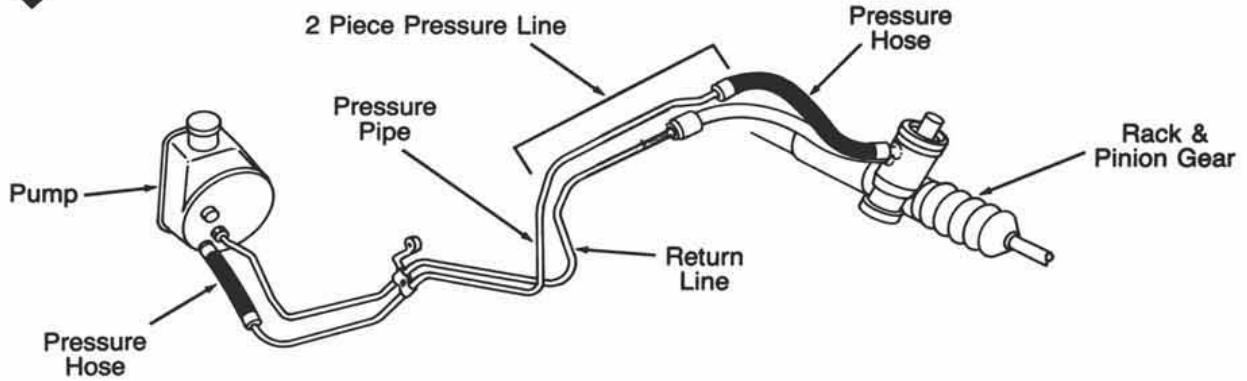
ILLUST-
RATIONS

SYSTEM AND COMPONENT IDENTIFICATION

SYSTEM
PUMP &
GEAR
IDENT.

1

Typical General Motors A, X Body Power Steering System



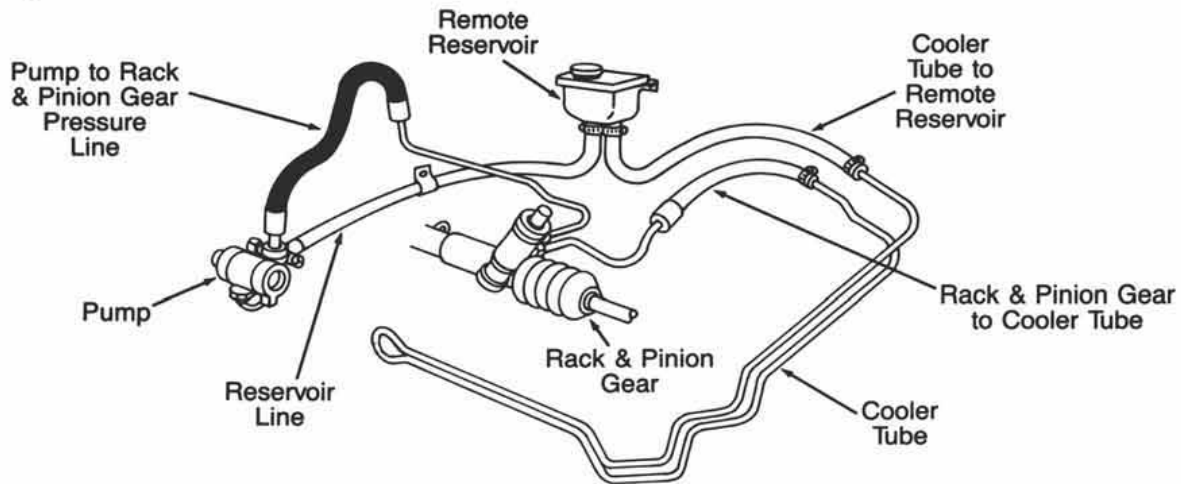
SYSTEM &
COMPONENT
IDENT.

PASS.
CARS

LIGHT
TRUCKS

2

Typical General Motors C, J Body System with Remote Reservoir and Cooler Tube



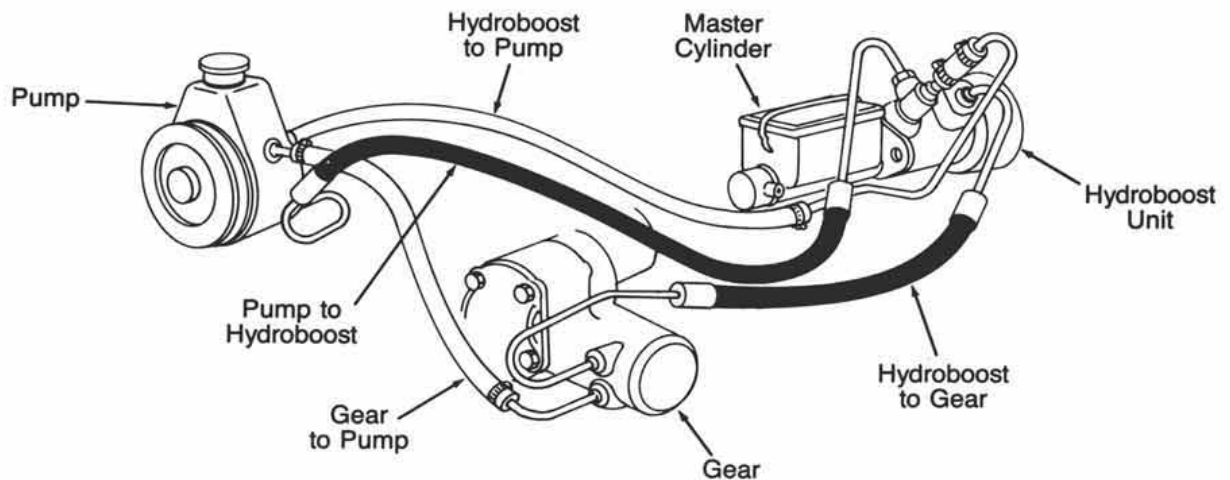
MEDIUM/
HEAVY
TRUCKS

BUSES

HOSE
NUMERICAL

3

Typical General Motors Hydroboost System



REPAIR
KITS

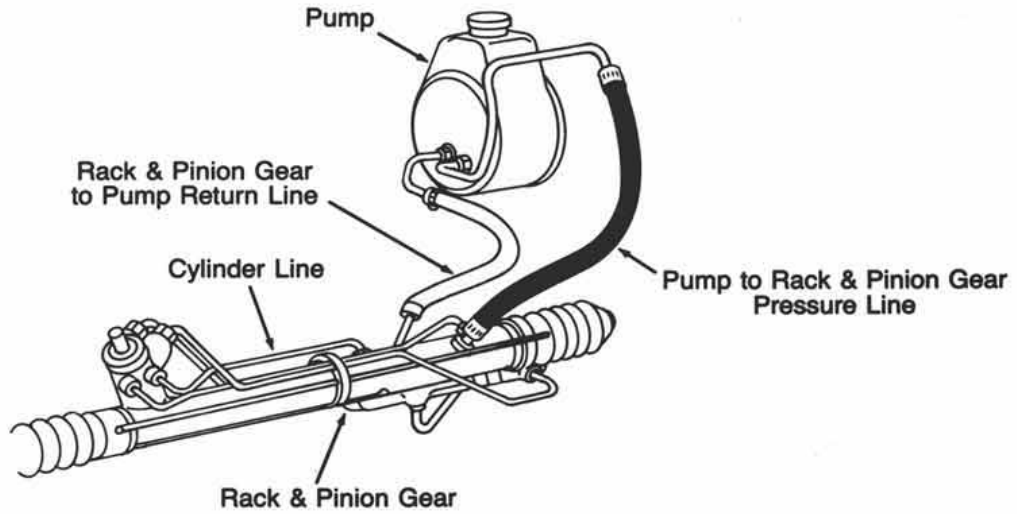
KIT
NUMERICAL

ILLUST-
RATIONS

SYSTEM AND COMPONENT IDENTIFICATION – cont.

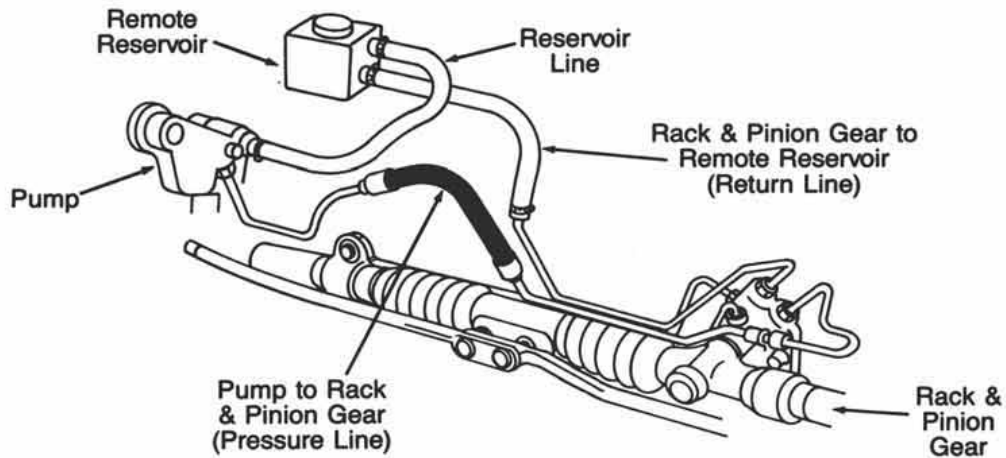
4

Typical Power Steering System With Rack & Pinion



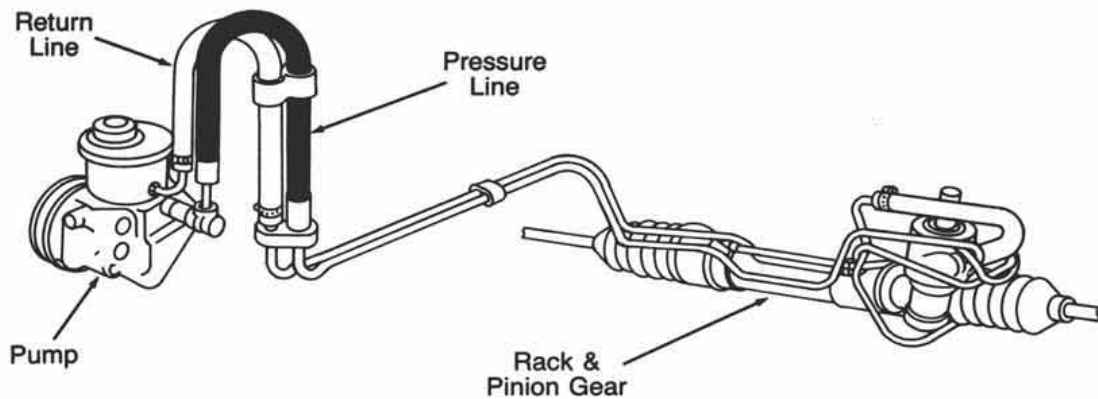
5

Typical Remote Reservoir System With Rack & Pinion



6

Typical Nissan Power Steering System Without Remote Reservoir



SYSTEM
PUMP &
GEAR
IDENT.

SYSTEM &
COM-
PONENT
IDENT.

PASS.
CARS

LIGHT
TRUCKS

MEDIUM/
HEAVY
TRUCKS

BUSES

HOSE
NUMER-
ICAL

REPAIR
KITS

KIT
NUMER-
ICAL

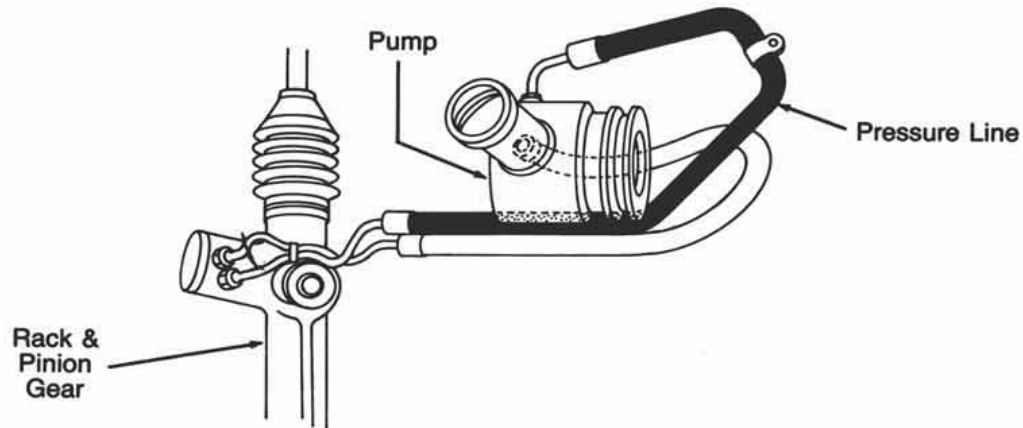
ILLUST-
RATIONS

SYSTEM AND COMPONENT IDENTIFICATION – cont.

SYSTEM
PUMP &
GEAR
IDENT.

7

Typical Ford Power Steering System Without Cooler Tube



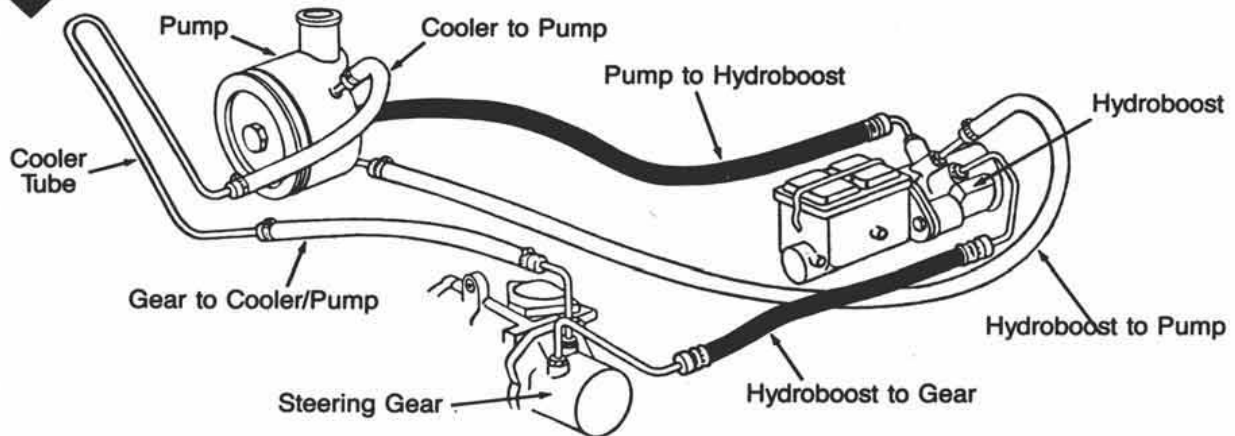
SYSTEM &
COM-
PONENT
IDENT.

PASS.
CARS

LIGHT
TRUCKS

8

Typical Ford Hydroboost Without Skid Control



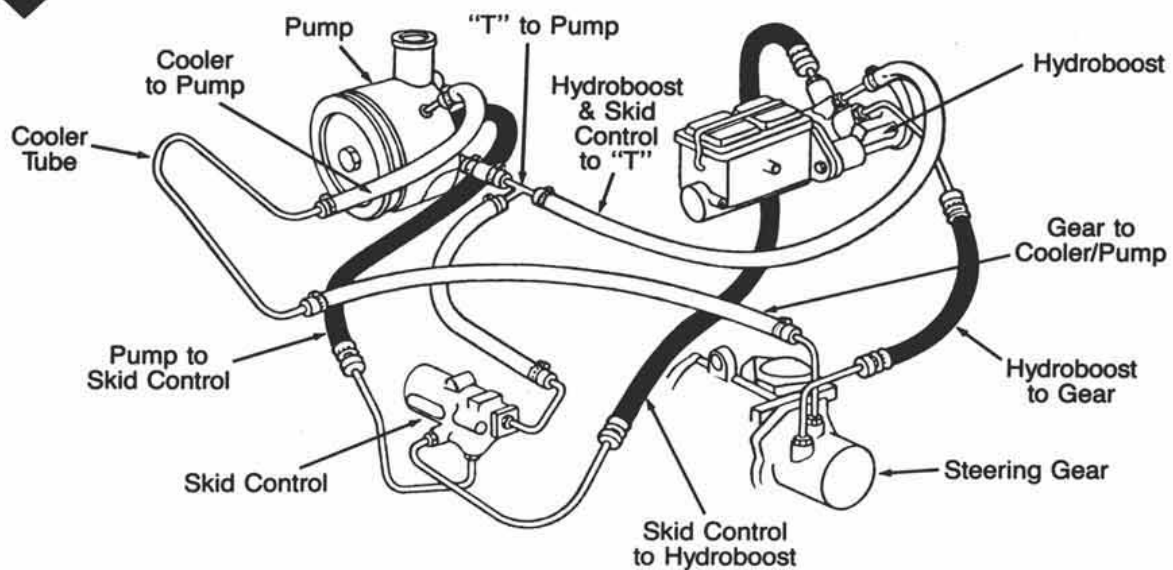
MEDIUM/
HEAVY
TRUCKS

BUSES

HOSE
NUMER-
ICAL

9

Typical Hydroboost With Skid Control



REPAIR
KITS

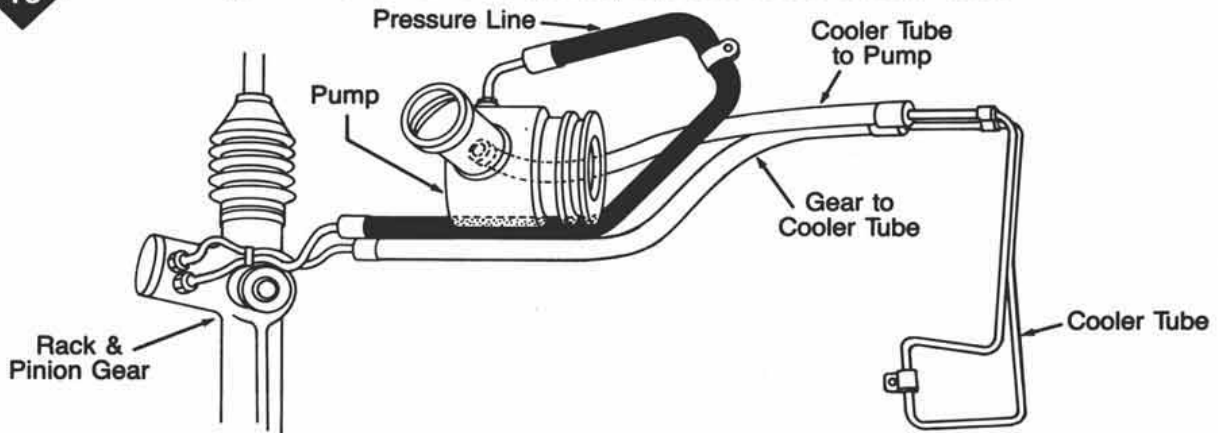
KIT
NUMER-
ICAL

ILLUST-
RATIONS

SYSTEM AND COMPONENT IDENTIFICATION – cont.

10

Typical Ford Power Steering System With Cooler Tube



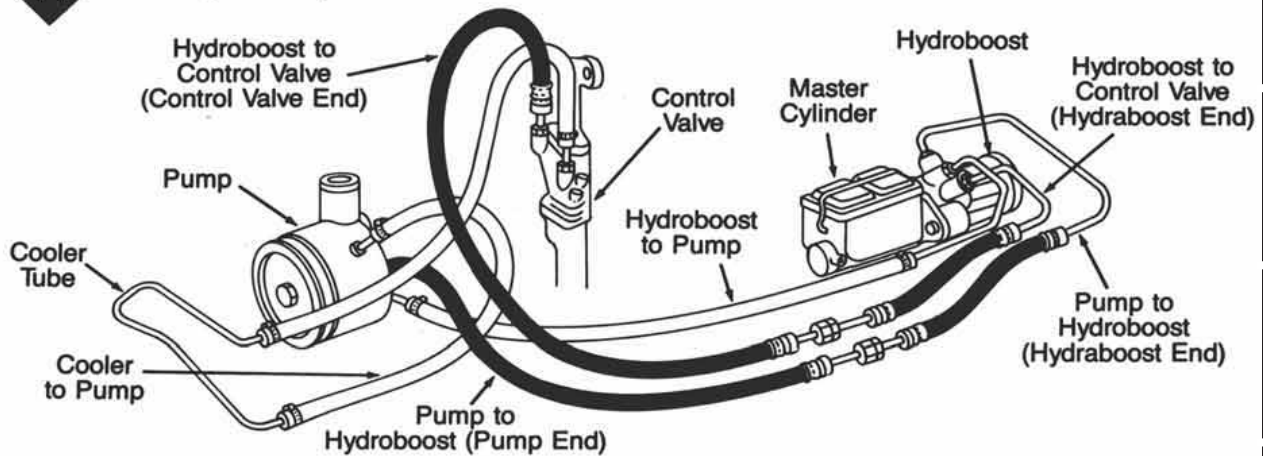
SYSTEM
PUMP &
GEAR
IDENT.

SYSTEM &
COM-
PONENT
IDENT.

PASS.
CARS

11

Typical Hydroboost Granada & Monarch Without Skid Control



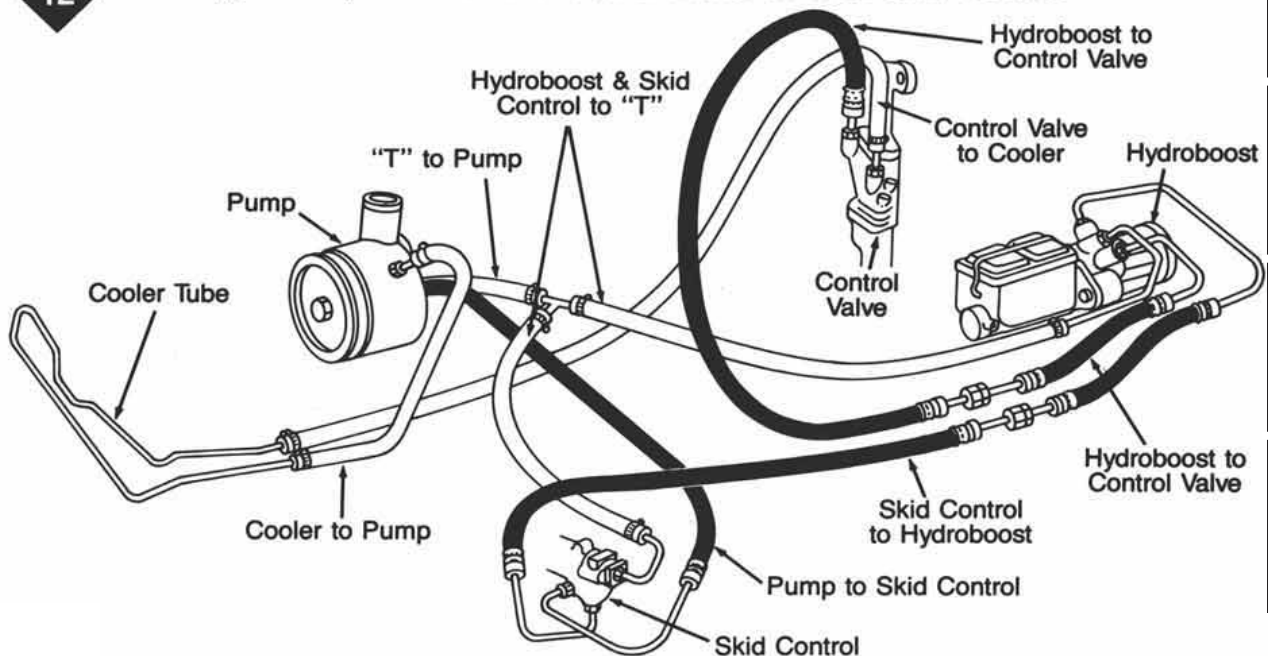
LIGHT
TRUCKS

MEDIUM/
HEAVY
TRUCKS

BUSES

12

Typical Hydroboost Granada & Monarch With Skid Control



HOSE
NUMER-
ICAL

REPAIR
KITS

KIT
NUMER-
ICAL

ILLU-
STRATIONS

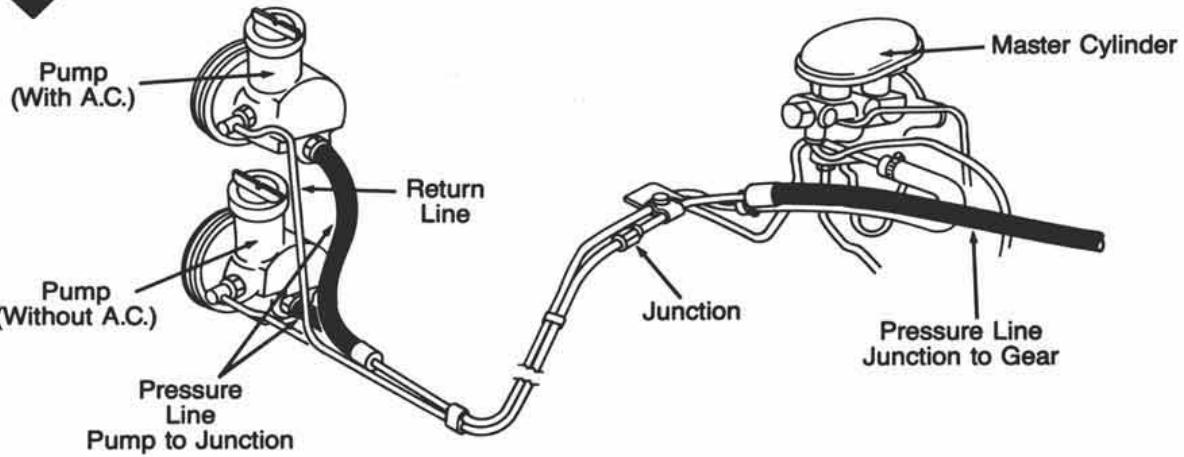
SYSTEM AND COMPONENT IDENTIFICATION – cont.

SYSTEM
PUMP &
GEAR
IDENT.

13

Typical Tempo/Topaz Power Steering System

SYSTEM &
COMPONENT
IDENT.

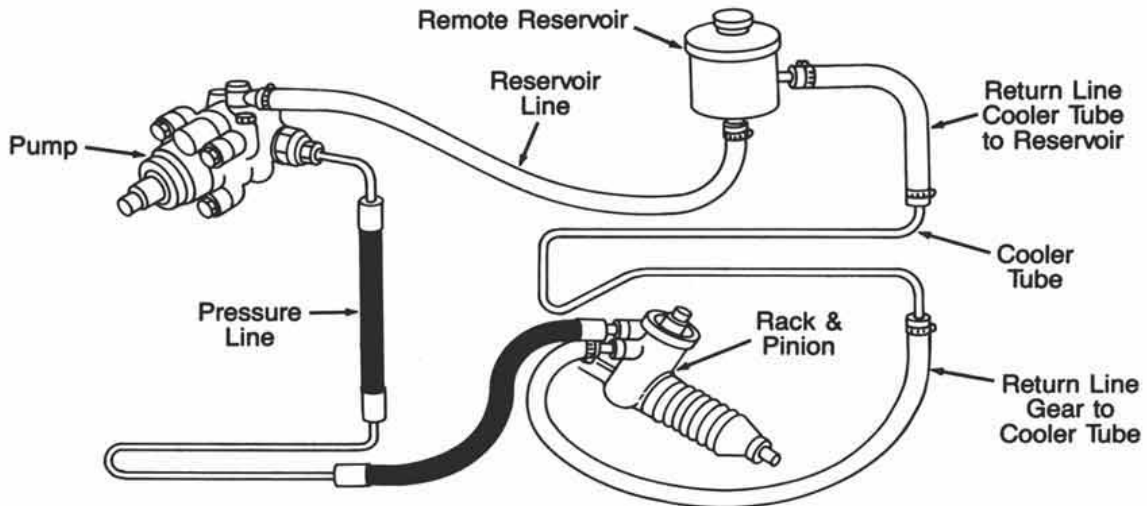


LIGHT
TRUCKS

14

Typical Toyota Power Steering System

MEDIUM/
HEAVY
TRUCKS



BUSES

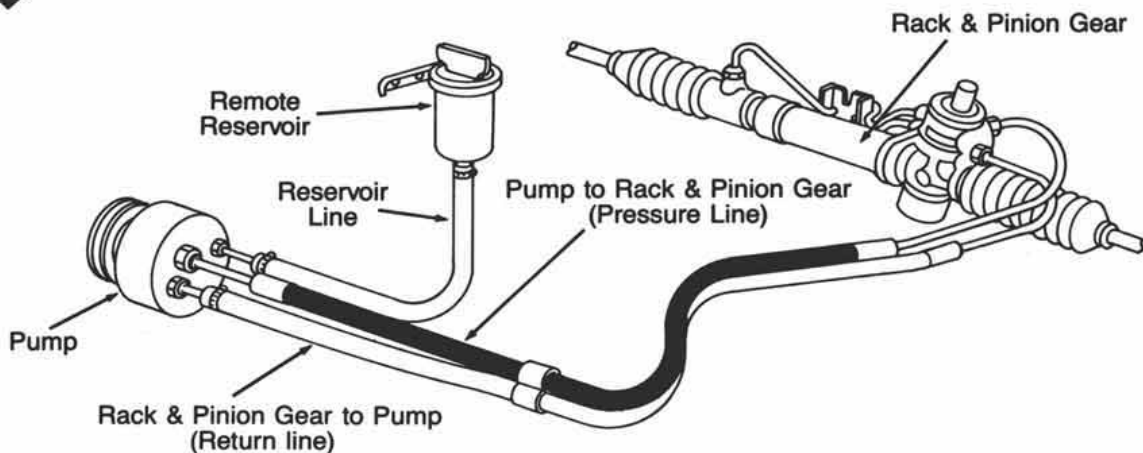
HOSE
NUMERICAL

15

Typical Volkswagen Power Steering System

REPAIR
KITS

KIT
NUMERICAL

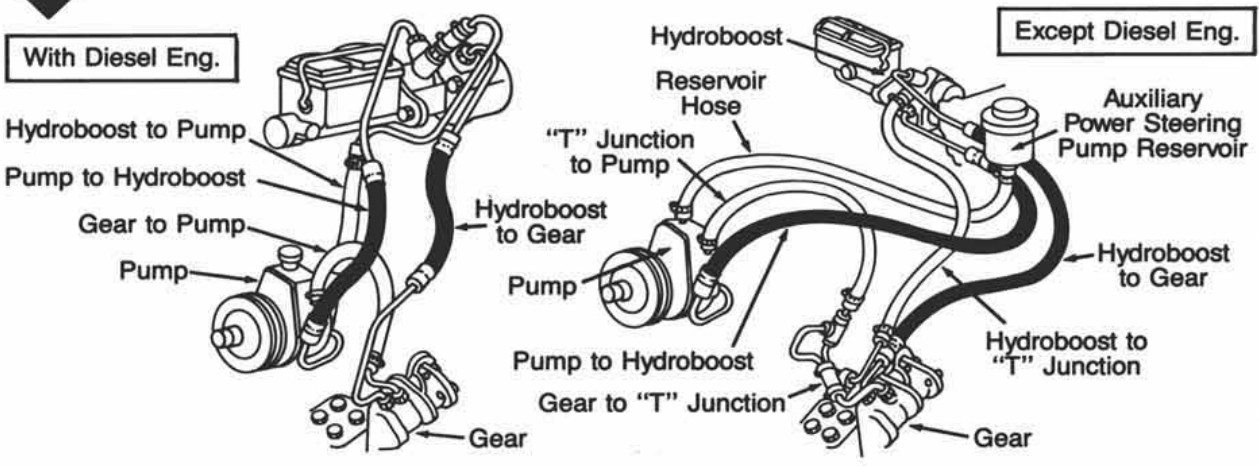


ILLUSTRATIONS

SYSTEM AND COMPONENT IDENTIFICATION – cont.

16

Typical of Chevrolet/GMC Vans With Hydroboost



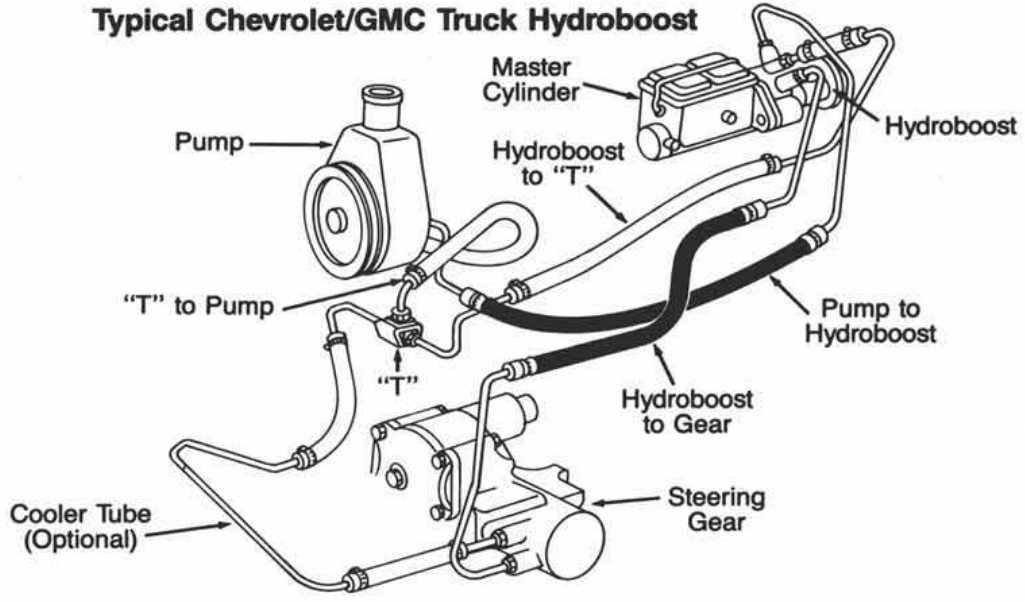
SYSTEM PUMP & GEAR IDENT.

SYSTEM & COMPONENT IDENT.

PASS. CARS

17

Typical Chevrolet/GMC Truck Hydroboost



LIGHT TRUCKS

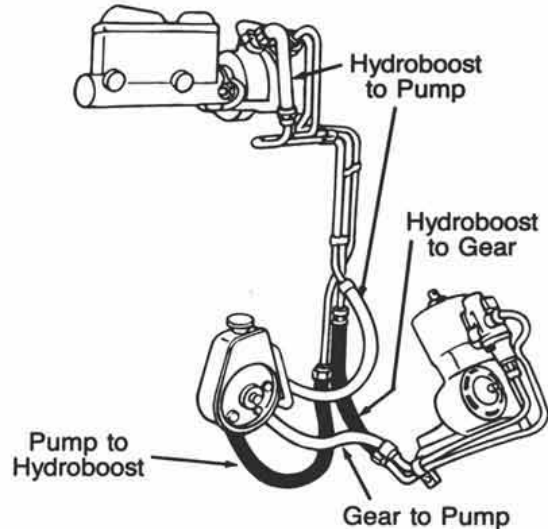
MEDIUM/HEAVY TRUCKS

BUSES

HOSE NUMERICAL

18

Typical Dodge Truck With Hydroboost



REPAIR KITS

KIT NUMERICAL

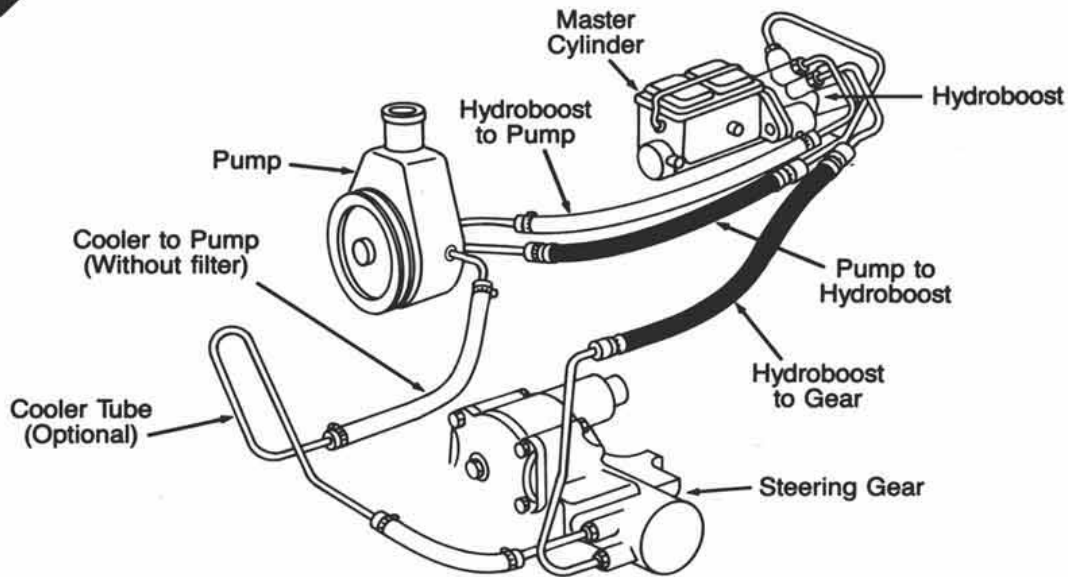
ILLUSTRATIONS

SYSTEM AND COMPONENT IDENTIFICATION – cont.

SYSTEM
PUMP &
GEAR
IDENT.

19

Typical Chevrolet/GMC Truck Hydroboost With Diesel Engine



SYSTEM &
COMPONENT
IDENT.

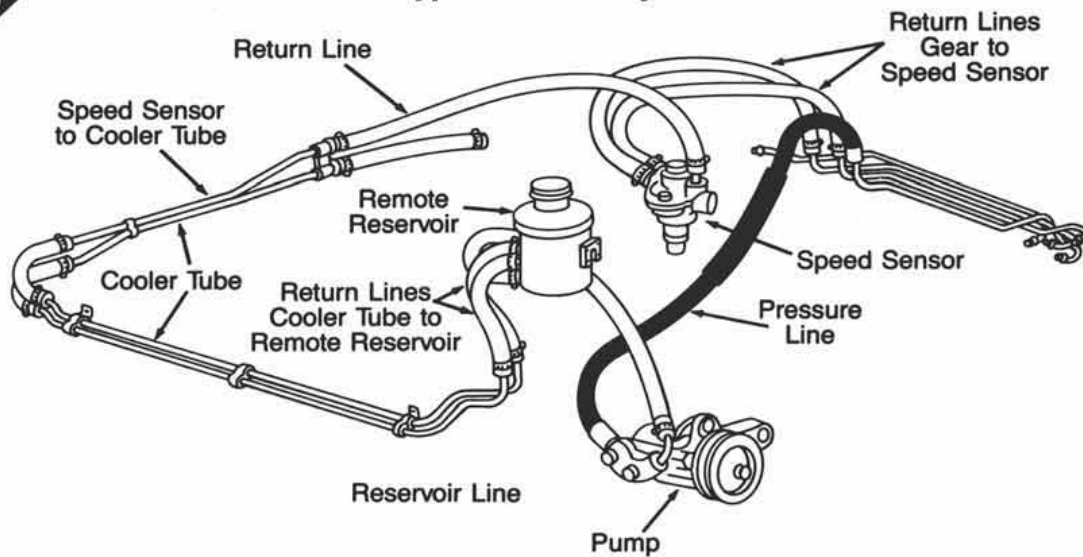
PASS.
CARS

LIGHT
TRUCKS

MEDIUM/
HEAVY
TRUCKS

20

Typical Honda System



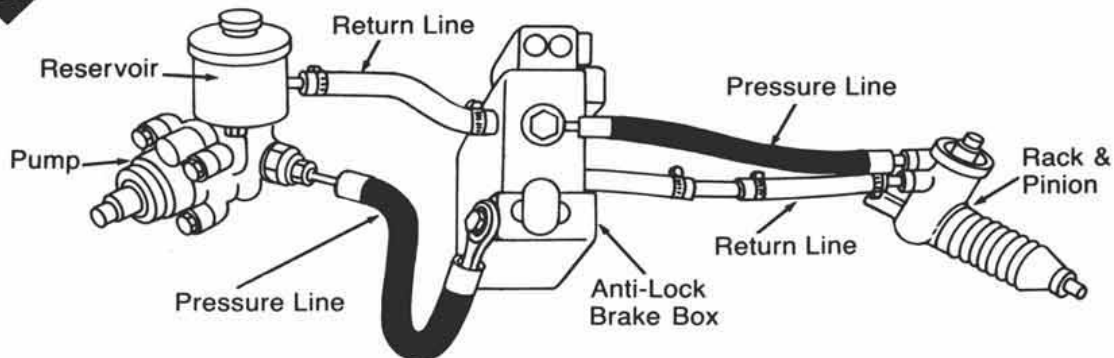
BUSES

HOSE
NUMERICAL

REPAIR
KITS

21

Typical Toyota Anti-Lock Brake/Power Steering System



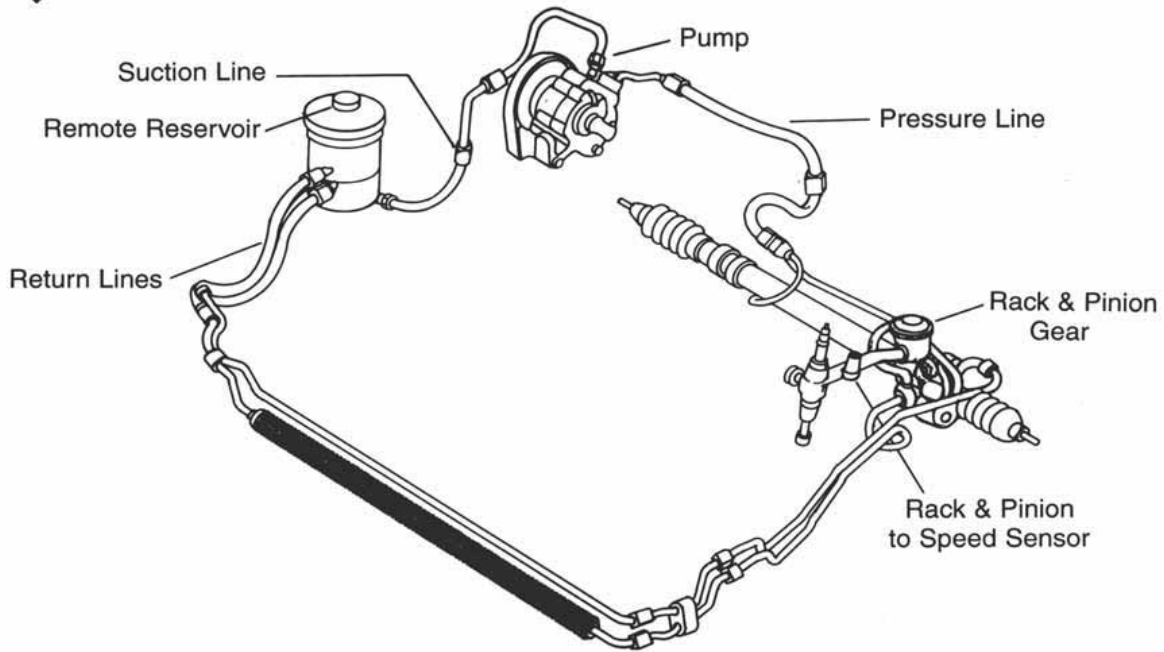
KIT
NUMERICAL

ILLUSTRATIONS

SYSTEM AND COMPONENT IDENTIFICATION – cont.

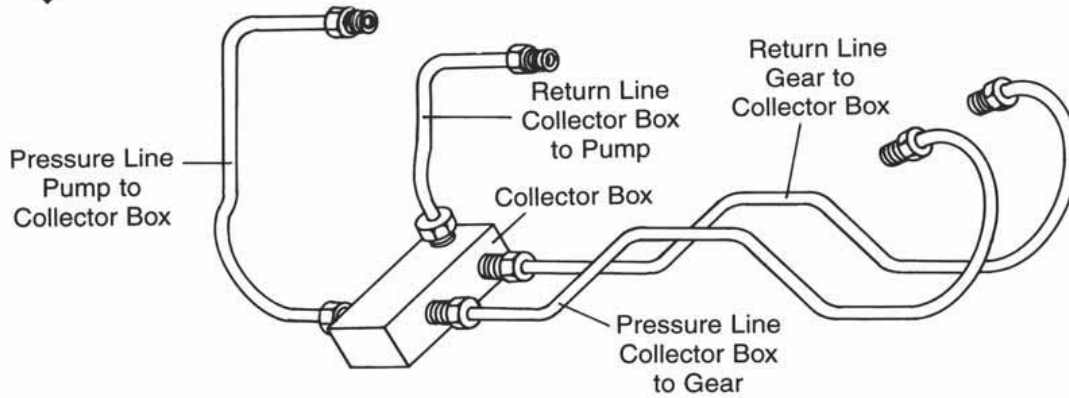
22

Typical Acura/Honda System W/Speed Sensor



23

Typical Subaru Power Steering System



SYSTEM
PUMP &
GEAR
IDENT.

SYSTEM &
COM-
PONENT
IDENT.

PASS.
CARS

LIGHT
TRUCKS

MEDIUM/
HEAVY
TRUCKS

BUSES

HOSE
NUMER-
ICAL

REPAIR
KITS

KIT
NUMER-
ICAL

ILLUST-
RATIONS

NOTES

Power Steering Hose for Passenger Cars

Alphabetical Listing

Application	Assembly Number	Multi-Use Hose	End Fitting	Application	Assembly Number	Multi-Use Hose	End Fitting
ACURA				AMERICAN MOTORS			
INTEGRA				AMBASSADOR			
1995-1994				1974-1973			
4-CYL. 1.8 L ENG.				V-8 304 ENG.; V-8 360 ENG.; V-8 401 ENG.			
Pressure; W/Auto. Trans.....	80298			Pressure	70859		
Pressure; W/Man. Trans.....	80299			Return	≈<70551	★34"	39135
Return		★					
1993-1992				1972			
4-CYL. 1.7 L ENG.; 4-CYL. 1.8 L ENG.				V-8 304 ENG.; V-8 360 ENG.; V-8 401 ENG.			
Pressure	91797			Pressure; W/Eaton P.S. Pump; ☆A.....	70228		
Return		★		Pressure; W/Saginaw P.S. Pump; ☆B.....	70859		
				Return; W/Eaton P.S. Pump; ☆A.....	≈<70551	★22"	39135
				Return; W/Saginaw P.S. Pump; ☆B.....	≈<70629	★22"	39859
1991-1990				1971			
4-CYL. 1.8 L ENG.				6-CYL. 258 ENG.			
Pressure	91797			Pressure	70855		
Return		★		Return		★38"	39135
1989-1986				V-8 304 ENG.; V-8 360 ENG.; V-8 401 ENG.			
4-CYL. 1.6 L ENG.				Pressure			
Pressure	71392			Return	≈<70551	★20"	39135
Reservoir		□					
Return		★		1970			
LEGEND				6-CYL. 232 ENG.			
1995-1991				Pressure			
V-6 3.2 L ENG.				Return			
Pressure	91798				70855	★38"	39135
Return		★		V-8 304 ENG.; V-8 360 ENG.; V-8 390 ENG.			
1990-1988				Pressure			
V-6 2.7 L ENG.				Return			
Pressure	91597				70228	★20"	39135
Reservoir		□		1969-1968			
Return		★		6-CYL. 232 ENG.			
1987				Pressure			
V-6 2.5 L ENG.; V-6 2.7 L ENG.				Return			
Pressure	91597				70855	★38"	39135
Reservoir		□		V-8 290 ENG.; V-8 343 ENG.; V-8 390 ENG.			
Return		★		Pressure	70228		
1986				Return			
V-6 2.5 L ENG.				≈<70551			
Pressure	91597				★20"	39135	
Reservoir		□		1967			
Return		★		6-CYL. 232 ENG.; V-8 290 ENG.; V-8 343 ENG.			
TL				Pressure			
1995				Return			
5-CYL. 2.5 L ENG.				Return			
Return - From Gear		★			70228	★20"	
				1966			
				6-CYL. 232 ENG.			
				Return			
						★	
				V-8 287 ENG.; V-8 327 ENG.			
				Pressure	70852		
				Return		★	
				AMERICAN			
				1968			
				6-CYL. 199 ENG.; 6-CYL. 232 ENG.			
				Pressure	70855		

- * Cut From C.P.E. 3/8" I.D. Hose: 71350 (48"), 81352 (25').
- † Cut From S.A.E. 11/32" I.D. Hose: 80062 (12"), 80063 (24"), 80064 (36"), 81353 (25').
- ★ Cut From S.A.E. 3/8" I.D. Hose: 71224 (24"), 71236 (36"), 71206 (48"), 81206 (25'). May Also Use 3/8" C.P.E.
- ♣ Cut From S.A.E. 5/8" I.D. Hose: 71351 (36").
- Cut From 1/2" I.D. Suction Hose: 71296 (36"), 81354 (10').
- ♣ Cut From 5/8" I.D. Suction Hose: 71207 (42"), 81355 (10').
- ✱ Cut From 3/4" I.D. Suction Hose: 71297 (36"), 81356 (10').
- ☆ See Page A14 For Pump or Gear Identification.

- ② Two Required.
- ③ Three Required.
- ④ Four Required.
- ≈< Cut To Fit.
- ♣ Replaces Both Upper and Lower Hose.
- ▲ 252660 Adaptor Required For Some Models.
- ♣ See Page A6 For Installation Procedure.

SYSTEM
PUMP &
GEAR
IDENT.

SYSTEM &
COM-
PONENT
IDENT.

PASS.
CARS

LIGHT
TRUCKS

MEDIUM/
HEAVY
TRUCKS

BUSES

HOSE
NUMER-
ICAL

REPAIR
KITS

KIT
NUMER-
ICAL

ILLUSTRATIONS

Power Steering Hose for Passenger Cars

	Application	Assembly Number	Multi-Use Hose	End Fitting	Application	Assembly Number	Multi-Use Hose	End Fitting
SYSTEM PUMP & GEAR IDENT.	AMERICAN MOTORS - Continued				AMERICAN MOTORS - Continued			
SYSTEM & COMPONENT IDENT.	AMERICAN - Continued				AMX - Continued			
	1968 - Continued				1971			
	6-CYL. 199 ENG.; 6-CYL. 232 ENG. - Continued				V-8 360 ENG.; V-8 401 ENG.			
	Return		★38"	39135	Pressure	70228		
					Return	≠70551	★20"	39135
	V-8 290 ENG.				1970			
	Pressure	70206			V-8 360 ENG.; V-8 390 ENG.			
	Return	≠70551	★20"	39859	Pressure	70228		
					Return	≠70551	★20"	39135
	1967				1969-1968			
	6-CYL. 199 ENG.; 6-CYL. 232 ENG.				V-8 290 ENG.; V-8 343 ENG.; V-8 390 ENG.			
	Pressure	70228			Pressure	70228		
	Return	≠70629	★20"		Return	≠70551	★20"	39135
PASS. CARS	V-8 290 ENG.; V-8 343 ENG.							
	Pressure	80110						
	Return	≠70629	★20"	39859				
	1966							
	6-CYL. 199 ENG.; 6-CYL. 232 ENG.							
	Pressure	71302						
	Return		★					
LIGHT TRUCKS	V-8 290 ENG.							
	Pressure	70852						
	Return		★					
	AMX							
	1980							
	6-CYL. 4.2 L ENG.							
	Pressure	71139						
	Return		★18"					
	1979							
	6-CYL. 258 ENG.							
	Pressure	70255						
	Return	≠70629	★12"	39859				
MEDIUM/HEAVY TRUCKS	V-8 304 ENG.							
	Pressure	80112						
	Return	≠70551	★18"	39135				
	1978							
	6-CYL. 258 ENG.							
	Pressure	70255						
	Return	≠70551	★10"	39135				
	V-8 304 ENG.							
	Pressure	70859						
	Return		★					
BUSES	1974-1973							
	V-8 304 ENG.; V-8 360 ENG.; V-8 401 ENG.							
	Pressure	70859						
	Return	≠70551	★34"	39135				
	1972							
	V-8 304 ENG.; V-8 360 ENG.; V-8 401 ENG.							
	Pressure; W/Eaton P.S. Pump; ☆A.....	70228						
	Pressure; W/Saginaw P.S. Pump; ☆B...	70859						
	Return; W/Eaton P.S. Pump; ☆A.....	≠70551	★22"	39135				
	Return; W/Saginaw P.S. Pump; ☆B.....	≠70629	★22"	39859				
HOSE NUMERICAL								
REPAIR KITS								
KIT NUMERICAL								

- * Cut From C.P.E. 3/8" I.D. Hose: 71350 (48"), 81352 (25').
- † Cut From S.A.E. 11/32" I.D. Hose: 80062 (12"), 80063 (24"), 80064 (36"), 81353 (25').
- ★ Cut From S.A.E. 3/8" I.D. Hose: 71224 (24"), 71236 (36"), 71206 (48"), 81206 (25'). May Also Use 3/8" C.P.E.
- ♣ Cut From S.A.E. 5/8" I.D. Hose: 71351 (36").
- Cut From 1/2" I.D. Suction Hose: 71296 (36"), 81354 (10').
- ♠ Cut From 5/8" I.D. Suction Hose: 71207 (42"), 81355 (10').
- ✱ Cut From 3/4" I.D. Suction Hose: 71297 (36"), 81356 (10').
- ☆ See Page A14 For Pump or Gear Identification.

- ⊙ Two Required.
- ⊚ Three Required.
- ⊛ Four Required.
- ≠ Cut To Fit.
- ⊛ Replaces Both Upper and Lower Hose.
- ▲ 252660 Adaptor Required For Some Models.
- ♣ See Page A6 For Installation Procedure.

Power Steering Hose for Passenger Cars

Application	Assembly Number	Multi-Use Hose	End Fitting	Application	Assembly Number	Multi-Use Hose	End Fitting
AMERICAN MOTORS - Continued				AMERICAN MOTORS - Continued			
EAGLE - Continued				GREMLIN - Continued			
1982-1981				1970			
4-CYL. 2.5 L ENG.; 6-CYL. 4.2 L ENG.				6-CYL. 199 ENG.; 6-CYL. 232 ENG.			
Pressure	71139			Pressure	70855		
Return		★18"		Return		★38"	39135
1980				HORNET			
6-CYL. 4.2 L ENG.				1977			
Pressure	71139			6-CYL. 232 ENG.; 6-CYL. 258 ENG.			
Return		★18"		Pressure	70257		
GREMLIN				Return	☉70518	★14"	39135
1978				V-8 304 ENG.			
4-CYL. 121 ENG.				Pressure	70859		
Pressure; W/A.C.	70255			Return	☉70629	★30"	39859
Pressure; W/O A.C.	71026			1976-1975			
Return		★		6-CYL. 232 ENG.; 6-CYL. 258 ENG.			
6-CYL. 232 ENG.; 6-CYL. 258 ENG.				Pressure	70257		
Pressure	71026			Return	☉70629	★12"	39859
Return	☉70629	★11"	39859	V-8 304 ENG.			
1977				Pressure	70859		
4-CYL. 121 ENG.				Return	☉70629	★30"	39859
Pressure	70265			1974-1973			
Return		★		6-CYL. 232 ENG.; 6-CYL. 258 ENG.			
6-CYL. 232 ENG.; 6-CYL. 258 ENG.				Pressure	70855		
Pressure	70257			Return		★42"	39135
Return	☉70518	★14"	39135	V-8 304 ENG.; V-8 360 ENG.			
1976-1975				Pressure	70859		
6-CYL. 232 ENG.; 6-CYL. 258 ENG.				Return	☉70551	★34"	39135
Pressure	70257			1972			
Return	☉70629	★12"	39859	6-CYL. 232 ENG.; 6-CYL. 258 ENG.			
V-8 304 ENG.				Pressure	70855		
Pressure	70859			Return		★38"	39135
Return	☉70629	★30"	39859	V-8 304 ENG.; V-8 360 ENG.			
1974-1973				Pressure	70228		
6-CYL. 232 ENG.; 6-CYL. 258 ENG.				Return	☉70629	★22"	39859
Pressure	70855			1971			
Return		★42"	39135	6-CYL. 232 ENG.; 6-CYL. 258 ENG.			
V-8 304 ENG.				Pressure	70855		
Pressure	70859			Return		★38"	39135
Return	☉70629	★34"	39135	V-8 304 ENG.; V-8 360 ENG.			
1972				Pressure	70206		
6-CYL. 232 ENG.; 6-CYL. 258 ENG.				Return	☉70551	★20"	39135
Pressure	70855			1970			
Return		★38"	39135	6-CYL. 199 ENG.; 6-CYL. 232 ENG.			
V-8 304 ENG.				Pressure	70855		
Pressure; W/Eaton P.S. Pump; ☆A.....	70228			Return		★38"	39135
Pressure; W/Saginaw P.S. Pump; ☆B...	70859			V-8 304 ENG.			
Return; W/Eaton P.S. Pump; ☆A.....	☉70551	★22"	39135	Pressure	70206		
Return; W/Saginaw P.S. Pump; ☆B.....	☉70629	★22"	39859	Return	☉70551	★20"	39135
1971				JAVELIN			
6-CYL. 232 ENG.; 6-CYL. 258 ENG.				1974-1973			
Pressure	70855			6-CYL. 232 ENG.; 6-CYL. 258 ENG.			
Return		★38"	39135	Pressure	70855		

- SYSTEM PUMP & GEAR IDENT.
- SYSTEM & COMPONENT IDENT.
- PASS. CARS
- LIGHT TRUCKS
- MEDIUM/HEAVY TRUCKS
- BUSES
- HOSE NUMERICAL
- REPAIR KITS
- KIT NUMERICAL
- ILLUSTRATIONS

* Cut From C.P.E. 3/8" I.D. Hose: 71350 (48"), 81352 (25').
 † Cut From S.A.E. 11/32" I.D. Hose: 80062 (12"), 80063 (24"), 80064 (36"), 81353 (25').
 ★ Cut From S.A.E. 3/8" I.D. Hose: 71224 (24"), 71236 (36"), 71206 (48"), 81206 (25'). May Also Use 3/8" C.P.E.
 ♣ Cut From S.A.E. 5/8" I.D. Hose: 71351 (36").
 □ Cut From 1/2" I.D. Suction Hose: 71296 (36"), 81354 (10').
 ♠ Cut From 5/8" I.D. Suction Hose: 71207 (42"), 81355 (10').
 ✱ Cut From 3/4" I.D. Suction Hose: 71297 (36"), 81356 (10').
 ☆ See Page A14 For Pump or Gear Identification.

② Two Required.
 ③ Three Required.
 ④ Four Required.
 ☉ Cut To Fit.
 ♣ Replaces Both Upper and Lower Hose.
 ▲ 252660 Adaptor Required For Some Models.
 ♣ See Page A6 For Installation Procedure.

Power Steering Hose for Passenger Cars

	Application	Assembly Number	Multi-Use Hose	End Fitting	Application	Assembly Number	Multi-Use Hose	End Fitting
SYSTEM PUMP & GEAR IDENT.	AMERICAN MOTORS - Continued				AMERICAN MOTORS - Continued			
SYSTEM & COMPONENT IDENT.	JAVELIN - Continued				MATADOR - Continued			
	1974-1973 - Continued				1978 - Continued			
	6-CYL. 232 ENG.; 6-CYL. 258 ENG. - Continued				V-8 360 ENG.			
	Return		★42"	39135	Pressure	70279		
					Return	☞70629	★30"	39859
	V-8 304 ENG.; V-8 360 ENG.; V-8 401 ENG.				1977			
	Pressure	70859			6-CYL. 258 ENG.			
	Return	☞70551	★34"	39135	Pressure	70255		
					Return	☞70629	★12"	39859
	1972				V-8 304 ENG.; V-8 360 ENG.			
	6-CYL. 232 ENG.; 6-CYL. 258 ENG.				Pressure			
	Pressure	70855			Return	☞70629	★30"	39859
	Return		★38"	39135	1976-1975			
PASS. CARS	V-8 304 ENG.; V-8 360 ENG.; V-8 401 ENG.				6-CYL. 258 ENG.			
	Pressure; W/Eaton P.S. Pump; ☆A.....	70228			Pressure	70255		
	Pressure; W/Saginaw P.S. Pump; ☆B.....	70859			Return	☞70629	★12"	39859
	Return; W/Eaton P.S. Pump; ☆A.....	☞70551	★22"	39135	V-8 304 ENG.; V-8 360 ENG.			
	Return; W/Saginaw P.S. Pump; ☆B.....	☞70629	★22"	39859	Pressure	70279		
					Return	☞70629	★30"	39859
	1971				1974-1973			
	6-CYL. 232 ENG.; 6-CYL. 258 ENG.				6-CYL. 232 ENG.; 6-CYL. 258 ENG.			
	Pressure	70855			Pressure	70855		
	Return		★38"	39135	Return		★42"	39135
	V-8 304 ENG.; V-8 360 ENG.; V-8 401 ENG.				V-8 304 ENG.; V-8 360 ENG.; V-8 401 ENG.			
	Pressure	70228			Pressure	70279		
	Return	☞70551	★20"	39135	Return	☞70629	★30"	39859
	1970				1974-1973			
	6-CYL. 232 ENG.				6-CYL. 232 ENG.; 6-CYL. 258 ENG.			
	Pressure	70855			Pressure	70855		
	Return		★38"	39135	Return		★42"	39135
	V-8 304 ENG.; V-8 360 ENG.; V-8 390 ENG.				V-8 304 ENG.; V-8 360 ENG.; V-8 401 ENG.			
	Pressure	70228			Pressure	70859		
	Return	☞70551	★20"	39135	Return	☞70551	★34"	39135
	1969-1968				1972			
	6-CYL. 232 ENG.				6-CYL. 232 ENG.; 6-CYL. 258 ENG.			
	Pressure	70855			Pressure	70855		
	Return		★38"	39135	Return		★38"	39135
	V-8 290 ENG.; V-8 343 ENG.; V-8 390 ENG.				V-8 304 ENG.; V-8 360 ENG.; V-8 401 ENG.			
	Pressure	70228			Pressure	70859		
	Return	☞70551	★20"	39135	Return; W/Eaton P.S. Pump; ☆A.....	☞70551	★22"	39135
	1967				Return; W/Saginaw P.S. Pump; ☆B.....			
	6-CYL. 232 ENG.; V-8 290 ENG.; V-8 343 ENG.				☞70629			
	Pressure	70228				★22"	39859	
	Return		★20"	39135	1972			
	1966				6-CYL. 232 ENG.; 6-CYL. 258 ENG.			
	V-8 287 ENG.; V-8 327 ENG.				Pressure			
	Pressure	70852			Return	☞70551	★38"	39135
	Return		★		V-8 304 ENG.; V-8 360 ENG.; V-8 401 ENG.			
	MATADOR				Pressure			
	1978				Return			
	6-CYL. 258 ENG.				☞70551			
	Pressure	70255				★20"	39135	
	Return	☞70518	★10"	39135	1979			
	1977				6-CYL. 258 ENG.			
	6-CYL. 232 ENG.; 6-CYL. 258 ENG.				Pressure			
	Pressure	70855			Return	☞70518	★22"	39859
	Return		★38"	39135	V-8 304 ENG.			
	V-8 304 ENG.; V-8 360 ENG.; V-8 401 ENG.				Return			
	Pressure	70228				★24"		
	Return	☞70551	★20"	39135	PACER			
	1967				1980			
	6-CYL. 232 ENG.; V-8 290 ENG.; V-8 343 ENG.				6-CYL. 4.2 L ENG.			
	Pressure	70228			Return	☞70518	★22"	39859
	Return		★20"	39135	1979			
	1966				6-CYL. 258 ENG.			
	V-8 287 ENG.; V-8 327 ENG.				Pressure			
	Pressure	70852			Return	☞70518	★22"	39859
	Return		★		V-8 304 ENG.			
	MATADOR				Return			
	1978							
	6-CYL. 258 ENG.							
	Pressure	70255						
	Return	☞70518	★10"	39135				

ILLUSTRATIONS

* Cut From C.P.E. 3/8" I.D. Hose: 71350 (48"), 81352 (25').
 † Cut From S.A.E. 11/32" I.D. Hose: 80062 (12"), 80063 (24"), 80064 (36"), 81353 (25').
 ★ Cut From S.A.E. 3/8" I.D. Hose: 71224 (24"), 71236 (36"), 71206 (48"), 81206 (25'). May Also Use 3/8" C.P.E.
 ♣ Cut From S.A.E. 5/8" I.D. Hose: 71351 (36").
 □ Cut From 1/2" I.D. Suction Hose: 71296 (36"), 81354 (10').
 ❖ Cut From 5/8" I.D. Suction Hose: 71207 (42"), 81355 (10').
 ✱ Cut From 3/4" I.D. Suction Hose: 71297 (36"), 81356 (10').
 ☆ See Page A14 For Pump or Gear Identification.

Ⓜ Two Required.
 Ⓝ Three Required.
 Ⓞ Four Required.
 ☞ Cut To Fit.
 Ⓢ Replaces Both Upper and Lower Hose.
 ▲ 252660 Adaptor Required For Some Models.
 ♣ See Page A6 For Installation Procedure.

Power Steering Hose for Passenger Cars

Application	Assembly Number	Multi-Use Hose	End Fitting	Application	Assembly Number	Multi-Use Hose	End Fitting
AMERICAN MOTORS - Continued				AMERICAN MOTORS - Continued			
PACER - Continued				REBEL - Continued			
1978				1967			
6-CYL. 232 ENG.; 6-CYL. 258 ENG.				6-CYL. 232 ENG.; V-8 290 ENG.; V-8 343 ENG.			
Pressure	70864			Pressure	70228		
Return	≠70518	★22"	39859	Return		★20"	
V-8 304 ENG.							
Return		★24"					
1977-1975				SPIRIT			
6-CYL. 232 ENG.; 6-CYL. 258 ENG.				1983			
Pressure	70864			6-CYL. 4.2 L ENG.			
Return	≠70551	★22"	39135	Pressure	71139		
				Return		★18"	
RAMBLER				1982-1980			
1969				4-CYL. 2.5 L ENG.; 6-CYL. 4.2 L ENG.			
6-CYL. 199 ENG.; 6-CYL. 232 ENG.				Pressure	71139		
Pressure	70855			Return		★18"	
Return		★38"	39135				
V-8 290 ENG.; V-8 390 ENG.				1979			
Pressure	70228			4-CYL. 121 ENG.			
Return	≠70551	★20"	39135	Pressure; W/A.C.	70859		
				Pressure; W/O A.C.	71026		
				Return	≠70629	★12"	39859
RAMBLER CLASSIC				6-CYL. 232 ENG.; 6-CYL. 258 ENG.			
1966				Pressure	70255		
6-CYL. 199 ENG.; 6-CYL. 232 ENG.				Return	≠70629	★12"	39859
Return		★		V-8 304 ENG.			
V-8 287 ENG.; V-8 290 ENG.; V-8 327 ENG.				Pressure	80112		
Pressure	70852			Return	≠70551	★18"	39135
Return		★		ASUNA			
REBEL				SUNFIRE			
1970				1993			
6-CYL. 232 ENG.				4-CYL. 1.8 L ENG. (CANADA)			
Pressure	70855			Pressure	71783		
Return		★38"	39135	Return		★9"	
V-8 304 ENG.; V-8 360 ENG.; V-8 390 ENG.							
Pressure	70228			AUDI			
Return	≠70551	★20"	39135	COUPE			
				1987			
1969				5-CYL. 2.2 L ENG.; 5-CYL. 2.3 L ENG.			
6-CYL. 232 ENG.				Pressure	71380		
Pressure	70855						
Return		★38"	39135	1986-1981			
V-8 290 ENG.; V-8 343 ENG.; V-8 390 ENG.				5-CYL. 2.2 L ENG.			
Pressure	70228			Pressure	71380		
Return	≠70551	★20"	39135				
				QUATTRO			
1968				1985-1983			
6-CYL. 232 ENG.				5-CYL. 2.2 L ENG.			
Pressure	70855			Pressure	71380		
Return		★38"	39135				
V-8 290 ENG.; V-8 343 ENG.							
Pressure	70228						
Return	≠70551	★20"	39135				

SYSTEM PUMP & GEAR IDENT.
SYSTEM & COMPONENT IDENT.
PASS. CARS
LIGHT TRUCKS
MEDIUM/HEAVY TRUCKS
BUSES
HOSE NUMERICAL
REPAIR KITS
KIT NUMERICAL
ILLUSTRATIONS

* Cut From C.P.E. 3/8" I.D. Hose: 71350 (48"), 81352 (25").
 † Cut From S.A.E. 11/32" I.D. Hose: 80062 (12"), 80063 (24"), 80064 (36"), 81353 (25").
 ★ Cut From S.A.E. 3/8" I.D. Hose: 71224 (24"), 71236 (36"), 71206 (48"), 81206 (25"). May Also Use 3/8" C.P.E.
 ❖ Cut From S.A.E. 5/8" I.D. Hose: 71351 (36").
 □ Cut From 1/2" I.D. Suction Hose: 71296 (36"), 81354 (10').
 ❖ Cut From 5/8" I.D. Suction Hose: 71207 (42"), 81355 (10').
 * Cut From 3/4" I.D. Suction Hose: 71297 (36"), 81356 (10').
 ☆ See Page A14 For Pump or Gear Identification.

② Two Required.
 ③ Three Required.
 ④ Four Required.
 ≠ Cut To Fit.
 * Replaces Both Upper and Lower Hose.
 ▲ 252660 Adaptor Required For Some Models.
 ❖ See Page A6 For Installation Procedure.

Power Steering Hose for Passenger Cars

	Application	Assembly Number	Multi-Use Hose	End Fitting	Application	Assembly Number	Multi-Use Hose	End Fitting	
SYSTEM PUMP & GEAR IDENT.	AUDI - Continued				BMW - Continued				
SYSTEM & COMPONENT IDENT.	100				325E				
PASS. CARS	1992				1987-1984				
	V-6 2.8 L ENG.				6-CYL. 2.7 L ENG.				
	Return - Cooler To Pipe		★27"		Pressure	71361			
	Return - Cooler To Reservoir		★16"		Return		☐		
	4000				528E				
	1987-1980				1988-1982				
	5-CYL. 2.2 L ENG.				6-CYL. 2.7 L ENG.				
	Pressure	71380			Return		☐		
	5000				633CSI				
	1988-1987				1984-1980				
	5-CYL. 2.2 L ENG.; 5-CYL. 2.3 L ENG.				6-CYL. 3.2 L ENG.				
	Pressure	71382			Return		☐		
	Return	71381			1979-1978				
	1986				6-CYL. 196 ENG.				
	5-CYL. 2.2 L ENG.				Return		☐		
	Pressure	71382			635CSI				
	Return	71381			1987-1985				
	1985-1984				6-CYL. 3.5 L ENG.				
	5-CYL. 2.0 L DIESEL ENG. (CANADA); 5-CYL. 2.2 L ENG.				Return		☐		
	Pressure	71382			733I				
	Return	71381			1984-1980				
	1983-1980				6-CYL. 3.2 L ENG.				
	5-CYL. 2.0 L DIESEL ENG.; 5-CYL. 2.2 L ENG.				Return		☐		
	Pressure	71380			1979-1978				
	Return	71380			6-CYL. 196 ENG.				
	1979				Return		☐		
	5-CYL. 121 DIESEL ENG.; 5-CYL. 131 ENG.				735I				
	Pressure	71380			1987-1985				
	1978				6-CYL. 3.5 L ENG.				
	5-CYL. 131 ENG.				Return		☐		
	Pressure	71380			BUICK				
	BMW				IMPORTANT: PLEASE NOTE. To select correct replacement parts, it may be necessary to identify the code character for the engine by looking at the VIN (Vehicle Identification Number) located on the dash panel. For 1981 and newer cars, refer to the 8th digit of VIN for the correct engine code. For 1980 and older cars, refer to the 5th digit of VIN for the correct engine code.				
	318I				APOLLO				
	1991				1975				
	4-CYL. 1.8 L ENG.				6-CYL. 250 ENG.				
	Pressure	71360		☐	Pressure; W/A.P.	70279			
	Return				Pressure; W/O A.P.	70265			
	1985-1984				Return	☐-70629	★12"	39859	
	4-CYL. 1.8 L ENG.				V-8 260 ENG.				
	Pressure	71360		☐	Pressure	80217			
	Return				Return	☐-70629	★12"	39859	
	325								
	1988-1986								
	6-CYL. 2.7 L ENG.								
	Pressure	71361		☐					
	Return								

ILLUSTRATIONS

* Cut From C.P.E. 3/8" I.D. Hose: 71350 (48"), 81352 (25").
 † Cut From S.A.E. 11/32" I.D. Hose: 80062 (12"), 80063 (24"), 80064 (36"), 81353 (25").
 ★ Cut From S.A.E. 3/8" I.D. Hose: 71224 (24"), 71236 (36"), 71206 (48"), 81206 (25"). May Also Use 3/8" C.P.E.
 ♣ Cut From S.A.E. 5/8" I.D. Hose: 71351 (36").
 ☐ Cut From 1/2" I.D. Suction Hose: 71296 (36"), 81354 (10').
 ♣ Cut From 5/8" I.D. Suction Hose: 71207 (42"), 81355 (10').
 ★ Cut From 3/4" I.D. Suction Hose: 71297 (36"), 81356 (10').
 ☆ See Page A14 For Pump or Gear Identification.

② Two Required.
 ③ Three Required.
 ④ Four Required.
 ☐- Cut To Fit.
 ♣ Replaces Both Upper and Lower Hose.
 ▲ 252660 Adaptor Required For Some Models.
 ♣ See Page A6 For Installation Procedure.

Power Steering Hose for Passenger Cars

Application	Assembly Number	Multi-Use Hose	End Fitting	Application	Assembly Number	Multi-Use Hose	End Fitting	
BUICK - Continued				BUICK - Continued				SYSTEM PUMP & GEAR IDENT.
APOLLO - Continued				CENTURY - Continued				
1975 - Continued				1992-1991 - Continued				SYSTEM & COMPONENT IDENT.
V-8 350 ENG.				V-6 3.3 L ENG. - Continued				
Pressure	70265			Return - Cooler To Pump		*24"		
Return	✕70518	★19"	39859	Return - From Gear; W/Cooler	91937			
1974-1973				1990				PASS. CARS
6-CYL. 250 ENG.				4-CYL. 2.5 L ENG.				
Pressure	70257			Pressure	91655			
Return	✕70551	★19"	39135	Return	91551			
V-8 350 ENG.				V-6 3.3 L ENG.				
Pressure	70271			Pressure	91657			
Return	✕70518	★16"	39859	Return - Cooler To Pump		*24"		
CENTURION				1989				LIGHT TRUCKS
1973				4-CYL. 2.5 L ENG.				
V-8 350 ENG.				Pressure				
Pressure	70265			Return	91655			
Return	✕70177	★15"	39859	V-6 2.8 L ENG.				
V-8 455 ENG.				Pressure				
Pressure	70235			Return - Cooler To Pipe	91658		*10"	
Return	✕70177	★18"	39859	Return - From Gear; W/Cooler	91937		*3"	
1972				V-6 3.3 L ENG.				MEDIUM/ HEAVY TRUCKS
V-8 350 ENG.; V-8 455 ENG.				Pressure				
Pressure	80123			Return - Cooler To Pump	91657		*24"	
Return	✕70629	★21"	39859	Return - From Gear; W/Cooler	91937			
1971				1988				BUSES
V-8 455 ENG.				4-CYL. 2.5 L ENG.				
Pressure	80123			Pressure	91655			
Return	✕70629	★21"	39859	Return	91551			
CENTURY				V-6 2.8 L ENG.				HOSE NUMERICAL
1995-1994				Pressure				
4-CYL. 2.2 L ENG.				Return - Cooler To Pipe				
Pressure	91716			Return - From Gear; W/Cooler	91937		*10"	
Return	80038			Return - Pipe To Pump; W/Cooler			*3"	
V-6 3.1 L ENG.				V-6 3.8 L ENG.				REPAIR KITS
Pressure	91778			Pressure	91654		*24"	
Return - Cooler To Pipe		*29"		Return - Cooler To Pump				
Return - From Gear; W/Cooler	91936			Return - From Gear; W/Cooler	91937			
Return - Pipe To Pump; W/Cooler		*4"		1987				
1993				4-CYL. 2.5 L ENG.				KIT NUMERICAL
4-CYL. 2.2 L ENG.				Pressure; Early; W/18mm End Fittings ..				
Pressure	91716			Pressure; Late; W/16, 18mm End Fittings ..	91865			
Return	80038			Return	91551			
V-6 3.3 L ENG.				V-6 2.8 L ENG.				ILLUSTRATIONS
Pressure	91715			Pressure - Pump To Tee	91631			
Return - Cooler To Pump		*24"		Return - Cooler To Pipe		*10"		
Return - From Gear; W/Cooler	91937			Return - From Gear; W/Cooler	91937			
1992-1991				V-6 3.8 L ENG.				
4-CYL. 2.5 L ENG.				Pressure; Early				
Pressure	91655			Pressure; Late	70440			
Return	91551			Return - Cooler To Pump	80142		*24"	
V-6 3.3 L ENG.				Return - From Gear; W/Cooler				
Pressure	91715			Return - From Gear; W/Cooler	91937			

* Cut From C.P.E. 3/8" I.D. Hose: 71350 (48"), 81352 (25").
 † Cut From S.A.E. 11/32" I.D. Hose: 80062 (12"), 80063 (24"), 80064 (36"), 81353 (25").
 ★ Cut From S.A.E. 3/8" I.D. Hose: 71224 (24"), 71236 (36"), 71206 (48"), 81206 (25"). May Also Use 3/8" C.P.E.
 ♣ Cut From S.A.E. 5/8" I.D. Hose: 71351 (36").
 □ Cut From 1/2" I.D. Suction Hose: 71296 (36"), 81354 (10').
 ♠ Cut From 5/8" I.D. Suction Hose: 71207 (42"), 81355 (10').
 ✱ Cut From 3/4" I.D. Suction Hose: 71297 (36"), 81356 (10').
 ☆ See Page A14 For Pump or Gear Identification.

② Two Required.
 ③ Three Required.
 ④ Four Required.
 ✂ Cut To Fit.
 ♣ Replaces Both Upper and Lower Hose.
 ▲ 252660 Adaptor Required For Some Models.
 ♣ See Page A6 For Installation Procedure.

Power Steering Hose for Passenger Cars

	Application	Assembly Number	Multi-Use Hose	End Fitting	Application	Assembly Number	Multi-Use Hose	End Fitting
SYSTEM PUMP & GEAR IDENT.	BUICK - Continued				BUICK - Continued			
	CENTURY - Continued				CENTURY - Continued			
	1986				1983			
SYSTEM & COMPONENT IDENT.	4-CYL. 2.5 L ENG.				4-CYL. 2.5 L ENG.			
	Pressure - From Pump	91526			Pressure - From Pump	91526		
	Pressure - To Gear	71188			Pressure - To Gear	71188		
	Return - From Gear	≠71322			Return - From Gear	≠71322		
	Return - To Pump		*7"		Return - To Pump		*5"	
	V-6 2.8 L ENG.				V-6 2.8 L ENG. (CANADA)			
	Pressure; W/O A.C.	91864			Pressure; W/O A.C.	91864		
	Pressure - Pump To Tee; W/A.C.	39137			Pressure - Pump To Tee; W/A.C.	39137		
	Pressure - Tee To Gear; W/A.C.	91502			Pressure - Tee To Gear; W/A.C.	91502		
	Return; W/O A.C.	91551			Return; W/O A.C.	91551		
	Return - Tee To Gear; W/A.C.	91551			Return - Tee To Gear; W/A.C.	91551		
PASS. CARS	V-6 3.8 L ENG.				V-6 3.0 L ENG.			
	Pressure - From Pump	70440			Pressure - From Pump; W/A.C.	71258		
	Pressure - To Gear	91533			Pressure - From Pump; W/O A.C.	91501		
	Return - Cooler To Pump		*24"		Pressure - To Gear	91533		
	Return - From Gear; W/Cooler	91937			Return - From Gear	91551		
	1985				V-6 4.3 L DIESEL ENG.			
LIGHT TRUCKS	4-CYL. 2.5 L ENG.				Reservoir			
	Pressure - From Pump	91526					✱	
	Pressure - To Gear	71188			1982			
	Return - From Gear	≠71322			4-CYL. 2.5 L ENG.			
	Return - To Pump		*7"		Pressure - From Pump	91526		
	V-6 2.8 L ENG. (CANADA)				Pressure - To Gear	71188		
	Pressure; W/O A.C.	91864			Return - From Gear	≠71322		*5"
	Pressure - Pump To Tee; W/A.C.	39137			Return - To Pump			
	Pressure - Tee To Gear; W/A.C.	91502			V-6 2.8 L ENG. (CANADA)			
	Return; W/O A.C.	91551			Pressure - From Pump	71189		
	Return - Tee To Gear; W/A.C.	91551			Pressure - To Gear	91530		
	V-6 3.0 L ENG.				Return - From Gear	91551		
	Pressure - From Pump	71258			V-6 3.0 L ENG.			
	Pressure - To Gear	91533			Pressure - From Pump	71191		
	Return - From Gear	91551			Pressure - To Gear	91530		
	V-6 3.8 L ENG.				Return - From Gear	91551		
	Pressure - From Pump	71258			V-6 4.3 L DIESEL ENG.			
	Pressure - To Gear	91533			Pressure - To Gear	91530		
	Return - To Pump		*15"		Reservoir			✱
	V-6 4.3 L DIESEL ENG.				Return - From Gear			*24"
	Pressure	91509			1981			
	Reservoir		✱		V-6 3.8 L ENG.			
	1984				Pressure	71042		
	4-CYL. 2.5 L ENG.				Return			*14"
	Pressure - From Pump	91526			V-8 4.3 L ENG.; V-8 5.7 L DIESEL ENG.			
	Pressure - To Gear	71188			Pressure	71043		
	Return - From Gear	≠71322			Return			*14"
	Return - To Pump		*5"		V-8 4.4 L ENG. (CANADA); V-8 5.0 L ENG. (CANADA)			
	V-6 2.8 L ENG. (CANADA)				Pressure	71074		
	Pressure; W/O A.C.	91864			Return			*14"
	Pressure - Pump To Tee; W/A.C.	39137			1980			
	Pressure - Tee To Gear; W/A.C.	91502			V-6 3.8 L ENG.			
	Return; W/O A.C.	91551			Pressure; W/A.P.; W/O Turbo	71042		
	Return - Tee To Gear; W/A.C.	91551			Pressure; W/O A.P.; W/Flared Fitting;			
	V-6 3.0 L ENG.; V-6 3.8 L ENG.				W/O Turbo	80158		
	Pressure - From Pump	71258			Pressure; W/O A.P.; W/O-Ring Fitting;			
	Pressure - To Gear	91533			W/O Turbo	71043		
	Return - From Gear	91551			Pressure; W/Turbo	71119		
	V-6 4.3 L DIESEL ENG.				Return; W/O Turbo			*15"
	Pressure	91509			Return; W/Turbo			*14"
	Reservoir		✱					

<p>ILLUSTRATIONS</p> <p>* Cut From C.P.E. 3/8" I.D. Hose: 71350 (48"), 81352 (25').</p> <p>† Cut From S.A.E. 11/32" I.D. Hose: 80062 (12"), 80063 (24"), 80064 (36"), 81353 (25').</p> <p>★ Cut From S.A.E. 3/8" I.D. Hose: 71224 (24"), 71236 (36"), 71206 (48"), 81206 (25'). May Also Use 3/8" C.P.E.</p> <p>✱ Cut From S.A.E. 5/8" I.D. Hose: 71351 (36").</p> <p>□ Cut From 1/2" I.D. Suction Hose: 71296 (36"), 81354 (10').</p> <p>✱ Cut From 5/8" I.D. Suction Hose: 71207 (42"), 81355 (10').</p> <p>✱ Cut From 3/4" I.D. Suction Hose: 71297 (36"), 81356 (10').</p> <p>☆ See Page A14 For Pump or Gear Identification.</p>	<p>Ⓜ Two Required.</p> <p>Ⓝ Three Required.</p> <p>Ⓞ Four Required.</p> <p>≠ Cut To Fit.</p> <p>⊕ Replaces Both Upper and Lower Hose.</p> <p>▲ 252660 Adaptor Required For Some Models.</p> <p>✱ See Page A6 For Installation Procedure.</p>
--	--

Power Steering Hose for Passenger Cars

Application	Assembly Number	Multi-Use Hose	End Fitting	Application	Assembly Number	Multi-Use Hose	End Fitting	
BUICK - Continued				BUICK - Continued				SYSTEM PUMP & GEAR IDENT.
CENTURY - Continued				CENTURY - Continued				
1980 - Continued				1976				SYSTEM & COMPONENT IDENT.
V-8 4.3 L ENG.; V-8 4.9 L ENG.				V-6 231 ENG.				
Pressure	71043			Pressure	80137			
Return		*15"		Return	☉70518	*18"	39135	
V-8 5.0 L ENG.				V-8 350 ENG.				PASS. CARS
Pressure	71074			Pressure	70265			
Return		*20"		Return	☉70518	*15"	39135	
1979				1975				LIGHT TRUCKS
V-6 196 ENG.				V-6 231 ENG.				
Pressure; W/A.P.	80137			Pressure	70265			
Pressure; W/O A.P.	80158			Return	☉70177	*18"	39859	
Return	☉70629	*18"	39135	V-8 350 ENG.				
V-6 231 ENG.				Pressure				70265
Pressure; W/A.P.; W/O Turbo	80137			Return	☉70518	*18"	39135	
Pressure; W/O A.P.; W/O Turbo	80158			1974-1973				
Pressure; W/Turbo	80188			V-8 350 ENG.				
Return; W/O Turbo	☉70629	*18"	39135	Pressure	70265			
Return; W/Turbo	☉70551	*20"	39135	Return	☉70177	*16"	39859	
V-8 301 ENG.				V-8 455 ENG.				MEDIUM/HEAVY TRUCKS
Pressure	80116			Return	☉70177	*20"	39859	
Return	☉70177	*12"	39859	ELECTRA				
V-8 305 ENG.; V-8 350 ENG.				1990				BUSES
Pressure; W/A.C.	80141			V-6 3.8 L ENG.				
Pressure; W/O A.C.	70260			Pressure	92008			
Return	☉70551	*20"	39135	Return	91784			
1978				1989-1988				HOSE NUMERICAL
V-6 196 ENG.				V-6 3.8 L ENG.				
Pressure; W/A.P.	80137			Pressure	92008			
Pressure; W/O A.P.	80158			Return	91784			
Return	70629	*18"	39859	V-8 5.0 L ENG.				
V-6 231 ENG.				Pressure				71120
Pressure; W/A.P.	80137			Return		*11"		
Pressure; W/O A.P.	80158			1987				
Return	☉70629	*18"	39859	V-6 3.8 L ENG.				
V-8 305 ENG.; V-8 350 ENG.				Pressure				92008
Pressure	80116			Return	91784			
Return	☉70551	*18"	39135	V-8 5.0 L ENG.				
1977				Pressure; W/A.C.				71120
V-6 231 ENG.				Return; W/A.C.				
Pressure; W/A.P.	80137			1986				
Pressure; W/O A.P.	80158			V-6 3.8 L ENG.				
Return	☉70629	*18"	39859	Pressure	92008			
V-8 305 ENG.				Return				91784
Pressure	80116			V-8 5.0 L ENG.				
Return		*12"		Pressure; W/FWD	92008			
V-8 350 ENG.				Return - Cooler To Pipe; W/FWD				*12"
Pressure; Eng. VIN H, J	70265			Return - From Gear; W/Cooler; W/FWD	☉71319			
Pressure; Eng. VIN L, R	80116			Return - Pipe To Pump; W/Cooler; W/FWD		*18"		
Return; Eng. VIN H, J		*15"		V-8 5.0 L ENG.				
Return; Eng. VIN L		*12"		Pressure	71120			
Return; Eng. VIN R	☉70551	*12"	39135	Return		*11"		
V-8 403 ENG.				1985				REPAIR KITS
Pressure	80116			V-6 3.0 L ENG.				
Return	☉70551	*12"	39135	Pressure	91534			

* Cut From C.P.E. 3/8" I.D. Hose: 71350 (48"), 81352 (25').
 † Cut From S.A.E. 1 1/32" I.D. Hose: 80062 (12"), 80063 (24"), 80064 (36"), 81353 (25').
 ★ Cut From S.A.E. 3/8" I.D. Hose: 71224 (24"), 71236 (36"), 71206 (48"), 81206 (25'). May Also Use 3/8" C.P.E.
 ❖ Cut From S.A.E. 5/8" I.D. Hose: 71351 (36").
 □ Cut From 1/2" I.D. Suction Hose: 71296 (36"), 81354 (10').
 ❖ Cut From 5/8" I.D. Suction Hose: 71207 (42"), 81355 (10').
 * Cut From 3/4" I.D. Suction Hose: 71297 (36"), 81356 (10').
 ☆ See Page A14 For Pump or Gear Identification.

Ⓜ Two Required.
 Ⓝ Three Required.
 Ⓞ Four Required.
 ☉ Cut To Fit.
 ☉ Replaces Both Upper and Lower Hose.
 ⚡ 252660 Adaptor Required For Some Models.
 ❖ See Page A6 For Installation Procedure.

ILLUSTRATIONS

Power Steering Hose for Passenger Cars

	Application	Assembly Number	Multi-Use Hose	End Fitting	Application	Assembly Number	Multi-Use Hose	End Fitting
SYSTEM PUMP & GEAR IDENT.	BUICK - Continued				BUICK - Continued			
	ELECTRA - Continued				ELECTRA - Continued			
	1985 - Continued				1980			
	V-6 3.0 L ENG. - Continued				V-6 4.1 L ENG.			
	Return	71319			Pressure	71072		
SYSTEM & COMPONENT IDENT.	V-6 3.8 L ENG.				Return			
	Pressure	91534					*15"	
	Return - Cooler To Pipe		*12"		V-8 4.9 L ENG.			
	Return - Gear To Cooler	71319			Pressure	71043		
	Return - Pipe To Pump; W/Cooler		*12"		Return		*15"	
PASS. CARS	V-6 4.3 L DIESEL ENG.				V-8 5.7 L ENG.			
	Reservoir; W/O External E.G.R.		♣		Pressure; Eng. VIN R	71120		
	Return; W/O External E.G.R.	71319			Pressure; Eng. VIN X	71121		
	Return - Cooler To Reservoir		*18"		Return; Eng. VIN R		*15"	
	V-8 5.0 L ENG.				Return; Eng. VIN X			
	Pressure	71120			V-8 5.7 L DIESEL ENG.			
	Return		*11"		Pressure - Hydroboost To Gear; OE			
	V-8 5.7 L DIESEL ENG.				design change from a pressure pipe			
LIGHT TRUCKS	Pressure - Hydroboost To Gear; OE				to a pressure hose. Use hose listed			
	as replacement part	71068			as replacement part	71068		
	Pressure - Pump To Hydroboost	71199			Pressure - Pump To Hydroboost	71199		
	Return - Gear To Pump		*14"		Return - Gear To Pump		*18"	39106
	Return - Hydroboost To Pump		*38"		Return - Hydroboost To Pump		*48"	
MEDIUM/HEAVY TRUCKS	1984-1982				1979-1978			
	V-6 4.1 L ENG.				V-8 350 ENG.			
	Pressure	80121			Pressure; Eng. VIN R	80116		
	Return		*15"		Pressure; Eng. VIN X	70265		
	V-8 5.0 L ENG.				Return			
	Pressure	71120			Return	70551	*20"	39135
	Return		*10"		V-8 403 ENG.			
BUSES	V-8 5.7 L DIESEL ENG.				Pressure			
	Pressure - Hydroboost To Gear; OE				Return	70551	*20"	39135
	design change from a pressure pipe				1977			
	to a pressure hose. Use hose listed				V-8 350 ENG.			
	as replacement part	71068			Pressure; Eng. VIN H, J	70265		
	Pressure - Pump To Hydroboost	71199			Pressure; Eng. VIN R	80116		
	Return - Gear To Pump		*14"		Return; Eng. VIN H, J		*15"	
	Return - Hydroboost To Pump		*38"		Return; Eng. VIN R	70551	*12"	39135
HOSE NUMERICAL	1981				V-8 403 ENG.			
	V-6 4.1 L ENG.				Pressure			
	Pressure; Early	71072			Return	70551	*12"	39135
	Pressure; Late	80121			1976-1973			
	Return		*15"		V-8 455 ENG.			
REPAIR KITS	V-8 5.0 L ENG.				Pressure			
	Pressure	71120			Return	70177	*18"	39859
	Return		*12"		1972-1971			
	V-8 5.7 L ENG. (CANADA)				V-8 455 ENG.			
	Pressure	71074			Pressure	80123		
	Return		*13"		Return	70629	*21"	39859
KIT NUMERICAL	V-8 5.7 L DIESEL ENG.				1970			
	Pressure - Hydroboost To Gear; OE				V-8 455 ENG.			
	design change from a pressure pipe				Pressure	70251		
	to a pressure hose. Use hose listed				Return	80154	*26"	39859
	as replacement part	71068			1969			
	Pressure - Pump To Hydroboost	71199			V-8 430 ENG.			
	Return - Gear To Pump		*18"	39106	Pressure	70251		
	Return - Hydroboost To Pump		*48"		Return	80154	*26"	39859

- * Cut From C.P.E. 3/8" I.D. Hose: 71350 (48"), 81352 (25').
- † Cut From S.A.E. 11/32" I.D. Hose: 80062 (12"), 80063 (24"), 80064 (36"), 81353 (25').
- ★ Cut From S.A.E. 3/8" I.D. Hose: 71224 (24"), 71236 (36"), 71206 (48"), 81206 (25'). May Also Use 3/8" C.P.E.
- ♣ Cut From S.A.E. 5/8" I.D. Hose: 71351 (36").
- Cut From 1/2" I.D. Suction Hose: 71296 (36"), 81354 (10').
- ♠ Cut From 5/8" I.D. Suction Hose: 71207 (42"), 81355 (10').
- ✱ Cut From 3/4" I.D. Suction Hose: 71297 (36"), 81356 (10').
- ☆ See Page A14 For Pump or Gear Identification.

- Ⓜ Two Required.
- Ⓝ Three Required.
- Ⓞ Four Required.
- ⊂ Cut To Fit.
- ⊕ Replaces Both Upper and Lower Hose.
- ▲ 252660 Adaptor Required For Some Models.
- ♣ See Page A6 For Installation Procedure.

Power Steering Hose for Passenger Cars

Application	Assembly Number	Multi-Use Hose	End Fitting	Application	Assembly Number	Multi-Use Hose	End Fitting	
BUICK - Continued				BUICK - Continued				SYSTEM PUMP & GEAR IDENT.
ELECTRA - Continued				INVICTA				
1968-1967				1963-1962				SYSTEM & COMPONENT IDENT.
V-8 430 ENG.				V-8 401 ENG.				
Return	70629	★28"	39859	Pressure	71306			
				Return	70629	★24"	39859	
1966-1965				1961-1960				PASS. CARS
V-8 401 ENG.				V-8 401 ENG.				
Pressure	71306			Pressure	71306			
Return	70629	★24"	39859	Return		★		
V-8 425 ENG.				LESABRE				LIGHT TRUCKS
Pressure	71306			1995-1991				
Return		★48"	39859	V-6 3.8 L ENG.				
1964-1960				1990-1988				MEDIUM/HEAVY TRUCKS
V-8 401 ENG.				V-6 3.8 L ENG.				
Pressure	71306			Pressure	92008			
Return	70629	★24"	39859	Return - Cooler To Pump		★33"		
ESTATE WAGON				1987				BUSES
1979-1978				V-6 3.8 L ENG.				
V-8 350 ENG.				V-8 5.0 L ENG.				HOSE NUMERICAL
Pressure; Eng. VIN R	80116			Pressure	71120			
Pressure; Eng. VIN X	70265			Return		★11"		
Return	70551	★20"	39135	1986				
V-8 403 ENG.				V-6 3.0 L ENG.; V-6 3.8 L ENG.				REPAIR KITS
Pressure	80116			Pressure; W/FWD	92008			
Return	70551	★20"	39135	Return - Cooler To Pipe; W/FWD		★12"		
1977				V-8 5.0 L ENG.				KIT NUMERICAL
V-8 350 ENG.; V-8 403 ENG.				V-6 3.8 L ENG.				
Pressure	80116			Pressure	80121			
Return	70551	★12"	39135	Return		★15"		
1976-1974				1985				ILLUSTRATIONS
V-8 455 ENG.				V-6 3.8 L ENG.				
Pressure	70235			Pressure	71120			
Return	70177	★18"	39859	Return		★11"		
1973				V-8 5.0 L ENG.				
V-8 350 ENG.				V-8 5.7 L DIESEL ENG.				
Pressure	70265			Pressure - Hydroboost To Gear; OE				
Return	70177	★15"	39859	design change from a pressure pipe				
V-8 455 ENG.				to a pressure hose. Use hose listed				
Pressure	70235			as replacement part	71068			
Return	70177	★18"	39859	Pressure - Pump To Hydroboost	71199			
1972				Return - Gear To Pump				
V-8 350 ENG.; V-8 455 ENG.				Return - Hydroboost To Pump				
Pressure	80123					★14"		
Return	70629	★21"	39859			★38"		
1971								
V-8 455 ENG.								
Pressure	80123							
Return	70629	★21"	39859					

* Cut From C.P.E. 3/8" I.D. Hose: 71350 (48"), 81352 (25').

† Cut From S.A.E. 11/32" I.D. Hose: 80062 (12"), 80063 (24"), 80064 (36"), 81353 (25').

★ Cut From S.A.E. 3/8" I.D. Hose: 71224 (24"), 71236 (36"), 71206 (48"), 81206 (25'). May Also Use 3/8" C.P.E.

♣ Cut From S.A.E. 5/8" I.D. Hose: 71351 (36').

□ Cut From 1/2" I.D. Suction Hose: 71296 (36"), 81354 (10').

♠ Cut From 5/8" I.D. Suction Hose: 71207 (42"), 81355 (10').

✱ Cut From 3/4" I.D. Suction Hose: 71297 (36"), 81356 (10').

☆ See Page A14 For Pump or Gear Identification.

Ⓜ Two Required.

Ⓝ Three Required.

Ⓞ Four Required.

Ⓟ Cut To Fit.

Ⓠ Replaces Both Upper and Lower Hose.

Ⓡ 252660 Adaptor Required For Some Models.

Ⓢ See Page A6 For Installation Procedure.

Power Steering Hose for Passenger Cars

	Application	Assembly Number	Multi-Use Hose	End Fitting	Application	Assembly Number	Multi-Use Hose	End Fitting
SYSTEM PUMP & GEAR IDENT.	BUICK - Continued				BUICK - Continued			
	LESABRE - Continued				LESABRE - Continued			
	1984-1983				1980 - Continued			
SYSTEM & COMPONENT IDENT.	V-6 3.8 L ENG.; V-6 4.1 L ENG.				V-6 3.8 L ENG. - Continued			
	Pressure	80121			Pressure; W/O A.P.; W/O-Ring Fitting;			
	Return		*15"		W/O Turbo.....	80121		
	V-8 5.0 L ENG.				Pressure; W/Turbo	80121		
	Pressure	71120			Return; W/O Turbo.....		*15"	
	Return		*10"		Return; W/Turbo.....		*18"	
PASS. CARS	V-8 5.7 L DIESEL ENG.				V-6 4.1 L ENG.			
	Pressure - Hydroboost To Gear; OE				Pressure	71072		
	design change from a pressure pipe				Return		*15"	
	to a pressure hose. Use hose listed				V-8 4.9 L ENG.			
	as replacement part.....	71068			Pressure	71043		
	Pressure - Pump To Hydroboost.....	71199			Return		*15"	
	Return - Gear To Pump.....		*14"		V-8 5.7 L ENG.			
	Return - Hydroboost To Pump.....		*38"		Pressure; Eng. VIN R.....	71120		
					Pressure; Eng. VIN X.....	71121		
	1982				Return; Eng. VIN R.....		*15"	
LIGHT TRUCKS	V-6 3.8 L ENG.; V-6 4.1 L ENG.				Return; Eng. VIN X.....		*	
	Pressure	80121			V-8 5.7 L DIESEL ENG.			
	Return		*15"		Pressure - Hydroboost To Gear; OE			
	V-8 4.4 L ENG. (CANADA)				design change from a pressure pipe			
	Pressure	71074			to a pressure hose. Use hose listed			
	Return		*13"		as replacement part.....	71068		
	V-8 5.0 L ENG.				Pressure - Pump To Hydroboost.....	71089		
	Pressure	71120			Return - Gear To Pump.....		*18"	39106
	Return		*10"		Return - Hydroboost To Pump.....		*48"	
MEDIUM/HEAVY TRUCKS	V-8 5.7 L DIESEL ENG.				1979			
	Pressure - Hydroboost To Gear; OE				V-6 231 ENG.			
	design change from a pressure pipe				Pressure; W/A.P.; W/O Turbo	80137		
	to a pressure hose. Use hose listed				Pressure; W/O A.P.; W/O Turbo	70247		
	as replacement part.....	71068			Pressure; W/Turbo	80188		
	Pressure - Pump To Hydroboost.....	71199			Return; W/O Turbo.....	④-70629	*18"	39859
	Return - Gear To Pump.....		*14"		Return; W/Turbo.....	④-70551	*20"	39135
	Return - Hydroboost To Pump.....		*38"		V-8 301 ENG.			
BUSES	1981				Pressure	80116		
	V-6 3.8 L ENG.; V-6 4.1 L ENG.				Return	④-70177	*12"	39859
	Pressure; Early.....	71072			V-8 350 ENG.			
	Pressure; Late.....	80121			Pressure; Eng. VIN R.....	80116		
	Return		*15"		Pressure; Eng. VIN X.....	70265		
	V-8 4.4 L ENG. (CANADA)				Return	④-70551	*20"	39135
	Pressure	71074			1978			
	Return		*13"		V-6 231 ENG.			
	V-8 5.0 L ENG.				Pressure; W/A.P.; W/O Turbo	80137		
	Pressure	71120			Pressure; W/O A.P.; W/O Turbo	70247		
	Return		*12"		Pressure; W/Turbo	70213		
	V-8 5.7 L DIESEL ENG.				Return; W/O Turbo.....	④-70177	*18"	39859
	Pressure - Hydroboost To Gear; OE				Return; W/Turbo.....	④-70551	*18"	39135
	design change from a pressure pipe				V-8 301 ENG.			
	to a pressure hose. Use hose listed				Pressure	80116		
	as replacement part.....	71068			Return	④-70177	*12"	39859
	Pressure - Pump To Hydroboost.....	71199			V-8 305 ENG.; V-8 403 ENG.			
	Return - Gear To Pump.....		*18"	39106	Pressure	80116		
	Return - Hydroboost To Pump.....		*48"		Return	④-70551	*20"	39135
	1980				V-8 350 ENG.			
	V-6 3.8 L ENG.				Pressure; Eng. VIN R.....	80116		
	Pressure; W/A.P.; W/O Turbo	71072			Pressure; Eng. VIN X.....	70265		
	Pressure; W/O A.P.; W/Flared Fitting;				Return	④-70551	*20"	39135
	W/O Turbo.....	70247						

ILLUSTRATIONS

* Cut From C.P.E. 3/8" I.D. Hose: 71350 (48"), 81352 (25').
 † Cut From S.A.E. 11/32" I.D. Hose: 80062 (12"), 80063 (24"), 80064 (36"), 81353 (25').
 ★ Cut From S.A.E. 3/8" I.D. Hose: 71224 (24"), 71236 (36"), 71206 (48"), 81206 (25'). May Also Use 3/8" C.P.E.
 ✦ Cut From S.A.E. 5/8" I.D. Hose: 71351 (36").
 □ Cut From 1/2" I.D. Suction Hose: 71296 (36"), 81354 (10').
 ✧ Cut From 5/8" I.D. Suction Hose: 71207 (42"), 81355 (10').
 ✨ Cut From 3/4" I.D. Suction Hose: 71297 (36"), 81356 (10').
 ☆ See Page A14 For Pump or Gear Identification.

Ⓜ Two Required.
 Ⓝ Three Required.
 Ⓞ Four Required.
 ④ Cut To Fit.
 Ⓢ Replaces Both Upper and Lower Hose.
 ▲ 252660 Adaptor Required For Some Models.
 ✦ See Page A6 For Installation Procedure.

Power Steering Hose for Passenger Cars

Application	Assembly Number	Multi-Use Hose	End Fitting	Application	Assembly Number	Multi-Use Hose	End Fitting	
BUICK - Continued				BUICK - Continued				SYSTEM PUMP & GEAR IDENT.
LESABRE - Continued				LESABRE - Continued				
1977				1970				SYSTEM & COMPONENT IDENT.
V-6 231 ENG.				6-CYL. 250 ENG.; V-8 350 ENG.				
Pressure; W/A.P.....	80137			Pressure	70251			
Pressure; W/O A.P.....	70247			Return	☉80154	★26"	39859	
Return	☒70177	★18"	39859	V-8 455 ENG.				
V-8 301 ENG.				Pressure				70251
Pressure	80116			Return; Exc. Wagon.....	☉80154	★26"	39859	
Return	☒70629	★14"	39859	Return; Wagon	☉80154	★26"	39859	
V-8 350 ENG.				1969				PASS. CARS
Pressure; Eng. VIN H, J.....	70265			V-8 350 ENG.				
Pressure; Eng. VIN R.....	80116			Pressure	70251			
Return; Eng. VIN H, J.....		★15"		Return	☉80154	★26"	39859	
Return; Eng. VIN R.....	☒70551	★12"	39135	1968				
V-8 403 ENG.				V-8 350 ENG.				LIGHT TRUCKS
Pressure	80116			Pressure	71306	★	39859	
Return	☒70551	★12"	39135	Return				
1976				1967				MEDIUM/HEAVY TRUCKS
V-6 231 ENG.; V-8 350 ENG.				V-8 340 ENG.				
Pressure	80137			Pressure	70198			
Return	☒70177	★18"	39859	Return		★	39859	
V-8 455 ENG.				1966				BUSES
Pressure	70235			V-8 340 ENG.				
Return	☒70177	★18"	39859	Pressure	70198			
1975				Return	☉70629	★27"	39859	
V-8 350 ENG.				1965				REPAIR KITS
Pressure	70265			V-8 300 ENG.				
Return	☒70177	★15"	39859	Pressure	70198			
V-8 400 ENG.				Return	☉70629	★27"	39859	
Pressure	70272			1964				KIT NUMERICAL
Return	☒70177	★18"	39859	V-8 300 ENG.				
V-8 455 ENG.				Pressure	70198			
Pressure	70235			Return	☉70629	★27"	39859	
Return	☒70177	★18"	39859	1963-1962				
1974-1973				V-8 401 ENG.				HOSE NUMERICAL
V-8 350 ENG.				Return	☉70629	★24"	39859	
Pressure	70265			V-8 425 ENG.				
Return	☒70177	★15"	39859	Return	☉70629	★	39859	
V-8 455 ENG.				1961-1960				REPAIR KITS
Pressure	70235			V-8 401 ENG.				
Return	☒70177	★18"	39859	Return	☉70629	★24"	39859	
1972				V-8 364 ENG.				KIT NUMERICAL
V-8 350 ENG.				Return		★		
Pressure	80123			PARK AVENUE				
Return	☒70629	★21"	39859	1995-1991				
V-8 455 ENG.				V-6 3.8 L ENG.				
Pressure	80123			Pressure; W/O Supercharger.....	92008			
Return; Exc. Wagon.....	☒70629	★21"	39859	Pressure; W/Supercharger.....	91723			
1971				Return - Cooler To Pump; W/O Supercharger		★33"		
V-8 350 ENG.								
Pressure	80123							
Return	☒70629	★21"	39859					
V-8 455 ENG.								
Pressure	80123							
Return; Exc. Wagon.....	☒70629	★21"	39859					
Return; Wagon	☒70629	★21"	39859					

* Cut From C.P.E. 3/8" I.D. Hose: 71350 (48"), 81352 (25").
 † Cut From S.A.E. 11/32" I.D. Hose: 80062 (12"), 80063 (24"), 80064 (36"), 81353 (25").
 ★ Cut From S.A.E. 3/8" I.D. Hose: 71224 (24"), 71236 (36"), 71206 (48"), 81206 (25"). May Also Use 3/8" C.P.E.
 ♣ Cut From S.A.E. 5/8" I.D. Hose: 71351 (36").
 □ Cut From 1/2" I.D. Suction Hose: 71296 (36"), 81354 (10').
 ❖ Cut From 5/8" I.D. Suction Hose: 71207 (42"), 81355 (10').
 ✱ Cut From 3/4" I.D. Suction Hose: 71297 (36"), 81356 (10').
 ☆ See Page A14 For Pump or Gear Identification.

② Two Required.
 ③ Three Required.
 ④ Four Required.
 ☉ Cut To Fit.
 ☉ Replaces Both Upper and Lower Hose.
 ▲ 252660 Adaptor Required For Some Models.
 ♣ See Page A6 For Installation Procedure.

ILLUSTRATIONS

Power Steering Hose for Passenger Cars

	Application	Assembly Number	Multi-Use Hose	End Fitting	Application	Assembly Number	Multi-Use Hose	End Fitting
SYSTEM PUMP & GEAR IDENT.	BUICK - Continued				BUICK - Continued			
SYSTEM & COMPONENT IDENT.	PARK AVENUE - Continued				REGAL - Continued			
	1995-1991 - Continued				1990			
	V-6 3.8 L ENG. - Continued				V-6 3.1 L ENG.			
	Return - From Gear; W/Cooler; W/Supercharger.....	91794			Pressure	91662		
	Return - Gear To Cooler; W/O Supercharger	91782			Return - Cooler To Pipe		*12"	
					Return - From Gear; W/Cooler.....	91805		*4"
					Return - Pipe To Pump; W/Cooler.....			
	REATTA				V-6 3.8 L ENG.			
	1991				Pressure			
	V-6 3.8 L ENG.				Return - Cooler To Pump.....			
	Pressure	91721			Return - From Gear; W/Cooler.....	91707		*24"
	Return - Cooler To Pump.....	91789			Return - Pipe To Pump; W/Cooler.....	91806		
	Return - Gear To Cooler	91788						
	1990-1989				1989			
	V-6 3.8 L ENG.				V-6 2.8 L ENG.; V-6 3.1 L ENG.			
	Pressure	91633			Pressure	91662		
	Return - Cooler To Pump.....	91789			Return - Cooler To Pipe.....		*12"	
	Return - Gear To Cooler	91788			Return - From Gear; W/Cooler.....	91805		*4"
					Return - Pipe To Pump; W/Cooler.....			
	1988				1988			
	V-6 3.8 L ENG.				V-6 2.8 L ENG.			
	Pressure	91633			Pressure	91662		
	Return - Cooler To Pump.....	91789			Return - Cooler To Pipe.....		*12"	
	Return - Gear To Cooler	91788			Return - From Gear; W/Cooler.....	91805		*4"
					Return - Pipe To Pump; W/Cooler.....			
	REGAL				1987-1986			
	1995-1994				V-6 3.8 L ENG.			
	V-6 3.1 L ENG.				Pressure; W/O Turbo.....			
	Pressure	91796			Pressure - To Gear; W/Turbo.....	80138		
	Return - From Gear; W/Cooler.....	<92065	*28"		Pressure - Reservoir; W/Turbo.....	70423		
	Return - Pipe To Pump		*4"		Return; W/O Turbo.....			*13"
					Return - From Gear; W/Turbo.....			*10"
	V-6 3.8 L ENG.				V-8 5.0 L ENG.			
	Pressure	91707			Pressure; Eng. VIN H; W/O A.C.	71074		
	Return - Cooler To Pump.....		*32"		Pressure; Eng. VIN Y.....	71086		
	Return - From Gear; W/Cooler.....	91807			Pressure - Pump To Tee; Eng. VIN H; W/A.C.	70404		
					Pressure - Tee To Gear; Eng. VIN H; W/A.C.	39138		
	1993-1992				Return; Eng. VIN H; W/O A.C.			
	V-6 3.1 L ENG.				Return; Eng. VIN Y.....			
	Pressure	91709			Return - Pump To Tee; Eng. VIN H; W/A.C.			*12"
	Return - Cooler To Pipe.....		*12"					*10"
	Return - From Gear; W/Cooler.....	91911						*11"
	Return - Pipe To Pump; W/Cooler.....		*4"					
	V-6 3.8 L ENG.				1985			
	Pressure	91707			V-6 3.8 L ENG.			
	Return	91807			Pressure; Conventional System.....			
					Pressure - Hydroboost To Gear; Hydroboost System; W/Turbo			
	1991				Pressure - Pump To Hydroboost; Hydroboost System; W/Turbo.....			
	V-6 3.1 L ENG.				Return; Conventional System			
	Pressure; Coupe	91709			Return - Gear To Pump; Hydroboost System; W/Turbo			*
	Pressure; Sedan; VIN 400001 & Thru 800000.....	91662			Return - Hydroboost To Pump; Hydroboost System; W/Turbo			*13"
	Pressure; Sedan; VIN 800001 & After...	91709						*33"
	Return - Cooler To Pipe		*12"					
	Return - From Gear; W/Cooler.....	91911						
	Return - Pipe To Pump; W/Cooler		*4"					
	V-6 3.8 L ENG.				V-6 4.3 L DIESEL ENG.			
	Pressure	91707			Pressure	71219		
	Return - Cooler To Pump.....		*24"		Reservoir			*13"
	Return - From Gear; W/Cooler.....	91806			Return			

ILLUSTRATIONS

* Cut From C.P.E. 3/8" I.D. Hose: 71350 (48"), 81352 (25').
 † Cut From S.A.E. 11/32" I.D. Hose: 80062 (12"), 80063 (24"), 80064 (36"), 81353 (25').
 ★ Cut From S.A.E. 3/8" I.D. Hose: 71224 (24"), 71236 (36"), 71206 (48"), 81206 (25'). May Also Use 3/8" C.P.E.
 ♣ Cut From S.A.E. 5/8" I.D. Hose: 71351 (36").
 □ Cut From 1/2" I.D. Suction Hose: 71296 (36"), 81354 (10').
 ✦ Cut From 5/8" I.D. Suction Hose: 71207 (42"), 81355 (10').
 ✧ Cut From 3/4" I.D. Suction Hose: 71297 (36"), 81356 (10').
 ☆ See Page A14 For Pump or Gear Identification.

Ⓜ Two Required.
 Ⓝ Three Required.
 Ⓞ Four Required.
 ✂ Cut To Fit.
 Ⓢ Replaces Both Upper and Lower Hose.
 ▲ 252660 Adaptor Required For Some Models.
 ♣ See Page A6 For Installation Procedure.

Power Steering Hose for Passenger Cars

Application	Assembly Number	Multi-Use Hose	End Fitting	Application	Assembly Number	Multi-Use Hose	End Fitting
BUICK - Continued				BUICK - Continued			
REGAL - Continued				REGAL - Continued			
1985 - Continued				1982 - Continued			
V-8 5.7 L DIESEL ENG.				V-6 3.8 L ENG. - Continued			
Pressure - Hydroboost To Gear.....	71226			Pressure; W/Turbo.....	71119		
Pressure - Pump To Hydroboost.....	71225			Return; W/O Turbo.....		*13"	
Return - Gear To Pump.....		*12"		Return; W/Turbo.....		*11"	
Return - Hydroboost To Pump.....		*40"		V-6 4.1 L ENG.			
1984				Pressure.....			
V-6 3.8 L ENG.				Return.....			
Pressure; Conventional System; W/O Turbo.....	80138			80138			
Pressure - Hydroboost To Gear; Hydroboost System; W/Turbo.....	71187			Return.....			
Pressure - Pump To Hydroboost; Hydroboost System; W/Turbo.....	91660			*13"			
Return; Conventional System; W/O Turbo.....		*13"		V-6 4.3 L DIESEL ENG.			
Return - Gear To Pump; Hydroboost System; W/Turbo.....		*13"		Pressure.....			
Return - Hydroboost To Pump; Hydroboost System; W/Turbo.....		*33"		Return.....			
V-6 4.1 L ENG.				71219			
Pressure.....	80138			*24"			
Return.....		*13"		V-8 4.4 L ENG. (CANADA); V-8 5.0 L ENG. (CANADA)			
V-6 4.3 L DIESEL ENG.				Pressure.....			
Pressure.....	71219			71074			
Reservoir.....		♣		Return.....			
Return.....		*13"		*12"			
V-8 5.0 L ENG. (CANADA)				V-8 5.7 L DIESEL ENG.			
Pressure.....	71074			Pressure - Hydroboost To Gear.....			
Return.....		*12"		Return - Gear To Pump.....			
1983				Return - Hydroboost To Pump.....			
V-6 3.8 L ENG.				71187			
Pressure; Conventional System; W/O Turbo.....	80138			*11"			
Pressure - Hydroboost To Gear; Hydroboost System; W/Turbo.....	71187			*34"			
Return; Conventional System; W/O Turbo.....		*13"		1981			
Return - Gear To Pump; Hydroboost System; W/Turbo.....		*13"		V-6 3.8 L ENG.			
Return - Hydroboost To Pump; Hydroboost System; W/Turbo.....		*33"		Pressure; W/O Turbo.....			
V-6 4.1 L ENG.				71042			
Pressure.....	80138			Pressure; W/Turbo.....			
Return.....		*13"		71119			
V-6 4.3 L DIESEL ENG.				Return.....			
Pressure.....	71219			*14"			
Reservoir.....		♣		V-8 4.3 L ENG.			
Return.....		*13"		Pressure.....			
V-8 5.0 L ENG. (CANADA)				71043			
Pressure.....	71074			Return.....			
Return.....		*12"		*14"			
1983				V-8 4.4 L ENG. (CANADA)			
V-6 3.8 L ENG.				Pressure.....			
Pressure; Conventional System; W/O Turbo.....	80138			71074			
Pressure - Hydroboost To Gear; Hydroboost System; W/Turbo.....	71187			Return.....			
Return; Conventional System; W/O Turbo.....		*13"		*14"			
Return - Gear To Pump; Hydroboost System; W/Turbo.....		*13"		V-8 5.7 L DIESEL ENG.			
Return - Hydroboost To Pump; Hydroboost System; W/Turbo.....		*33"		Pressure - Hydroboost To Gear.....			
V-6 4.1 L ENG.				71187			
Pressure.....	80138			Return - Gear To Pump.....			
Return.....		*13"		Return - Hydroboost To Pump.....			
V-6 4.3 L DIESEL ENG.				*11"			
Pressure.....	71219			*34"			
Reservoir.....		♣		1980			
Return.....		*13"		V-6 3.8 L ENG.			
V-8 5.0 L ENG. (CANADA)				Pressure; W/A.P.; W/O Turbo.....			
Pressure.....	71074			71042			
Return.....		*12"		Pressure; W/O A.P.; W/Flared Fitting; W/O Turbo.....			
V-8 5.7 L DIESEL ENG.				80158			
Pressure - Hydroboost To Gear.....	71187			Pressure; W/O A.P.; W/O-Ring Fitting; W/O Turbo.....			
Return - Gear To Pump.....		*12"		71043			
Return - Hydroboost To Pump.....		*40"		71119			
1982				Return; W/O Turbo.....			
V-6 3.8 L ENG.				Return; W/Turbo.....			
Pressure; W/O Turbo.....	80138			*15"			
				*14"			
				V-8 4.3 L ENG.; V-8 4.9 L ENG.			
				Pressure.....			
				71043			
				Return.....			
				*15"			
				V-8 5.0 L ENG.			
				Pressure.....			
				71074			
				Return.....			
				*20"			
				1979			
				V-6 196 ENG.			
				Pressure; W/A.P.....			
				80137			
				Pressure; W/O A.P.....			
				80158			
				Return.....			
				♣-70629			
				*18"			
				39859			
				V-6 231 ENG.			
				Pressure; W/A.P.; W/O Turbo.....			
				80137			
				Pressure; W/O A.P.; W/O Turbo.....			
				80158			
				Pressure; W/Turbo.....			
				80188			

SYSTEM PUMP & GEAR IDENT.

SYSTEM & COMPONENT IDENT.

PASS. CARS

LIGHT TRUCKS

MEDIUM/HEAVY TRUCKS

BUSES

HOSE NUMERICAL

REPAIR KITS

KIT NUMERICAL

ILLUSTRATIONS

* Cut From C.P.E. 3/8" I.D. Hose: 71350 (48"), 81352 (25").
 † Cut From S.A.E. 11/32" I.D. Hose: 80062 (12"), 80063 (24"), 80064 (36"), 81353 (25").
 ★ Cut From S.A.E. 3/8" I.D. Hose: 71224 (24"), 71236 (36"), 71206 (48"), 81206 (25"). May Also Use 3/8" C.P.E.
 ♣ Cut From S.A.E. 5/8" I.D. Hose: 71351 (36").
 □ Cut From 1/2" I.D. Suction Hose: 71296 (36"), 81354 (10').
 ♠ Cut From 5/8" I.D. Suction Hose: 71207 (42"), 81355 (10').
 * Cut From 3/4" I.D. Suction Hose: 71297 (36"), 81356 (10').
 ☆ See Page A14 For Pump or Gear Identification.

② Two Required.
 ③ Three Required.
 ④ Four Required.
 ♣- Cut To Fit.
 ♠ Replaces Both Upper and Lower Hose.
 ★ 252660 Adaptor Required For Some Models.
 ♣ See Page A6 For Installation Procedure.

Power Steering Hose for Passenger Cars

	Application	Assembly Number	Multi-Use Hose	End Fitting	Application	Assembly Number	Multi-Use Hose	End Fitting
SYSTEM PUMP & GEAR IDENT.	BUICK - Continued				BUICK - Continued			
SYSTEM & COMPONENT IDENT.	REGAL - Continued				REGAL - Continued			
	1979 - Continued				1974-1973 - Continued			
	V-6 231 ENG. - Continued				V-8 350 ENG. - Continued			
	Return; W/O Turbo.....	✕70629	★18"	39859	Return.....	✕70177	★16"	39859
	Return; W/Turbo.....	✕70551	★20"	39135				
	V-8 301 ENG.				V-8 455 ENG.			
	Pressure.....	80116			Return.....	✕70177	★20"	39859
	Return.....	✕70177	★12"	39859				
	V-8 305 ENG.				RIVIERA			
	Pressure; W/A.C.....	80141			1995			
	Pressure; W/O A.C.....	70260			V-6 3.8 L ENG.			
	Return.....	✕70551	★20"	39135	Pressure.....	91783		
					Return.....	91795		
PASS. CARS	1978				1993-1992			
	V-6 196 ENG.				V-6 3.8 L ENG.			
	Pressure; W/A.P.....	80137			Pressure.....	91721		
	Pressure; W/O A.P.....	80158			Return - Cooler To Pump.....	91793		
	Return.....	✕70177	★18"	39859	Return - Gear To Cooler.....	91792		
	V-6 231 ENG.				1991			
	Pressure; W/A.P.; W/O Turbo.....	80137			V-6 3.8 L ENG.			
	Pressure; W/O A.P.; W/O Turbo.....	80158			Pressure.....	91721		
	Pressure; W/Turbo.....	70213			Return - Cooler To Pump.....	91789		
	Return; W/O Turbo.....	✕70177	★18"	39859	Return - Gear To Cooler.....	91788		
	Return; W/Turbo.....	✕70551	★18"	39135				
	V-8 305 ENG.				1990-1989			
	Pressure.....	80116			V-6 3.8 L ENG.			
	Return.....	✕70551	★18"	39135	Pressure.....	91633		
					Return - Cooler To Pump.....	91789		
	1977					Return - Gear To Cooler.....	91788	
	V-6 231 ENG.				1988-1987			
	Pressure; W/A.P.....	80137			V-6 3.8 L ENG.			
	Pressure; W/O A.P.....	80158			Pressure.....	91633		
	Return.....	✕70629	★18"	39859	Return - Cooler To Pump.....	91789		
	V-8 305 ENG.					Return - Gear To Cooler.....	91788	
	Pressure.....	80116			1986			
	Return.....	✕70551	★12"		V-6 3.8 L ENG.			
					Pressure.....	91633		
	V-8 350 ENG.					Return.....	91785	
	Pressure; Eng. VIN H, J.....	70265			1985			
	Pressure; Eng. VIN L, R.....	80116			V-6 3.8 L ENG.			
	Return; Eng. VIN H, J.....		★15"		Pressure - Pump To Hydroboost.....	71198		
	Return; Eng. VIN L.....		★12"		Return - Gear To Pump.....		★13"	
	Return; Eng. VIN R.....	✕70551	★12"	39135	Return - Hydroboost To Pump.....		★37"	
	1976					V-8 5.0 L ENG.		
	V-6 231 ENG.					Pressure; Conventional System.....	71086	
	Pressure.....	80137			Pressure - Hydroboost To Gear; Hydroboost System.....	71085		
	Return.....	✕70518	★18"	39135	Pressure - Pump To Hydroboost; Hydroboost System.....	71196		
	V-8 350 ENG.					Return; Conventional System.....		★9"
	Pressure.....	70265			Return - Gear To Pump; Hydroboost System.....		★12"	
	Return.....	✕70518	★15"	39135	Return - Hydroboost To Pump; Hydroboost System.....		★42"	
	1975					V-8 5.7 L DIESEL ENG.		
	V-6 231 ENG.					Pressure - Hydroboost To Gear.....	71085	
	Pressure.....	70265			Pressure - Pump To Hydroboost.....	71196		
	Return.....	✕70177	★18"	39859	Return - Gear To Pump.....		★12"	
	V-8 350 ENG.							
	Pressure.....	70265						
	Return.....	✕70518	★18"	39135				
	1974-1973							
	V-8 350 ENG.							
	Pressure.....	70265						

* Cut From C.P.E. 3/8" I.D. Hose: 71350 (48"), 81352 (25").
 † Cut From S.A.E. 11/32" I.D. Hose: 80062 (12"), 80063 (24"), 80064 (36"), 81353 (25").
 ★ Cut From S.A.E. 3/8" I.D. Hose: 71224 (24"), 71236 (36"), 71206 (48"), 81206 (25"). May Also Use 3/8" C.P.E.
 ✕ Cut From S.A.E. 5/8" I.D. Hose: 71351 (36").
 □ Cut From 1/2" I.D. Suction Hose: 71296 (36"), 81354 (10').
 ✦ Cut From 5/8" I.D. Suction Hose: 71207 (42"), 81355 (10').
 ✧ Cut From 3/4" I.D. Suction Hose: 71297 (36"), 81356 (10').
 ☆ See Page A14 For Pump or Gear Identification.

② Two Required.
 ③ Three Required.
 ④ Four Required.
 ✕ Cut To Fit.
 ✦ Replaces Both Upper and Lower Hose.
 ▲ 252660 Adaptor Required For Some Models.
 ✦ See Page A6 For Installation Procedure.

Power Steering Hose for Passenger Cars

Application	Assembly Number	Multi-Use Hose	End Fitting	Application	Assembly Number	Multi-Use Hose	End Fitting
BUICK - Continued				BUICK - Continued			
RIVIERA - Continued				RIVIERA - Continued			
1985 - Continued				1981 - Continued			
V-8 5.7 L DIESEL ENG. - Continued		*42"		V-8 5.7 L DIESEL ENG. - Continued		*18"	39106
Return - Hydroboost To Pump.....				Return - Gear To Pump.....		*48"	
1984-1982				1980			
V-6 3.8 L ENG.				V-6 3.8 L ENG.			
Pressure - Pump To Hydroboost.....	71198			Pressure; Conventional System.....	71122		
Return - Gear To Pump.....		*13"		Pressure - Hydroboost To Gear; Hydro-			
Return - Hydroboost To Pump.....		*37"		boost System.....	71085		
V-6 4.1 L ENG.				V-6 3.8 L ENG.			
Pressure; Conventional System.....	71122			Return; Conventional System.....		*15"	
Pressure - Pump To Hydroboost; Hy-				Return - Gear To Pump; Hydroboost		*	
droboost System.....	71198			System.....		*	
Return; Conventional System.....		*15"		Return - Hydroboost To Pump; Hydro-			
Return - Gear To Pump; Hydroboost				boost System.....			
System.....		*13"		V-8 5.0 L ENG.			
Return - Hydroboost To Pump; Hydro-				Pressure; Conventional System.....	71086		
boost System.....		*37"		Pressure - Hydroboost To Gear; Hydro-			
V-8 5.0 L ENG.				V-8 5.0 L ENG.			
Pressure; Conventional System.....	71086			Pressure - Pump To Hydroboost; Hy-			
Pressure - Hydroboost To Gear; Hydro-				droboost System.....	71085		
boost System.....	71085			Return; Conventional System.....		*	
Pressure - Pump To Hydroboost; Hy-				Return - Gear To Pump; Hydroboost			
droboost System.....	71196			System.....		*18"	39106
Return; Conventional System.....		*		Return - Hydroboost To Pump; Hydro-		*48"	
Return - Gear To Pump; Hydroboost				boost System.....			
System.....		*12"		V-8 5.7 L DIESEL ENG.			
Return - Hydroboost To Pump; Hydro-				Pressure - Hydroboost To Gear.....	71085		
boost System.....		*42"		Pressure - Pump To Hydroboost.....	71196		
V-8 5.7 L DIESEL ENG.				V-8 5.7 L DIESEL ENG.			
Pressure - Hydroboost To Gear.....	71085			Return - Gear To Pump.....		*12"	
Pressure - Pump To Hydroboost.....	71196			Return - Hydroboost To Pump.....		*42"	
Return - Gear To Pump.....		*12"		1981			
Return - Hydroboost To Pump.....		*42"		V-6 3.8 L ENG.			
1981				V-6 3.8 L ENG.			
V-6 3.8 L ENG.				V-6 3.8 L ENG.			
Pressure - Hydroboost To Gear.....	71085			Pressure - Hydroboost To Gear.....	71085		
Return - Gear To Pump.....		*		Return - Gear To Pump.....		*	
Return - Hydroboost To Pump.....		*		Return - Hydroboost To Pump.....		*	
V-6 4.1 L ENG.				V-6 4.1 L ENG.			
Pressure; Conventional System.....	71122			Pressure; Conventional System.....	71122		
Pressure - Hydroboost To Gear; Hydro-				Pressure - Hydroboost To Gear; Hydro-			
boost System.....	71085			boost System.....	71085		
Return; Conventional System.....		*15"		Return; Conventional System.....		*15"	
Return - Gear To Pump; Hydroboost				Return - Gear To Pump; Hydroboost		*	
System.....		*		System.....		*	
Return - Hydroboost To Pump; Hydro-				Return - Hydroboost To Pump; Hydro-			
boost System.....		*		boost System.....		*	
V-8 5.0 L ENG.				V-8 5.0 L ENG.			
Pressure; Conventional System.....	71086			Pressure; Conventional System.....	71086		
Pressure - Hydroboost To Gear; Hydro-				Pressure - Hydroboost To Gear; Hydro-			
boost System.....	71085			boost System.....	71085		
Pressure - Pump To Hydroboost; Hy-				Pressure - Pump To Hydroboost; Hy-			
droboost System.....	91457			droboost System.....	91457		
Return; Conventional System.....		*		Return; Conventional System.....		*	
Return - Gear To Pump; Hydroboost				Return - Gear To Pump; Hydroboost			
System.....		*18"	39106	System.....		*18"	39106
Return - Hydroboost To Pump; Hydro-				Return - Hydroboost To Pump; Hydro-			
boost System.....		*48"		boost System.....		*48"	
V-8 5.7 L DIESEL ENG.				V-8 5.7 L DIESEL ENG.			
Pressure - Hydroboost To Gear.....	71085			Pressure - Hydroboost To Gear.....	71085		
Pressure - Pump To Hydroboost.....	91457			Pressure - Pump To Hydroboost.....	91457		

SYSTEM PUMP & GEAR IDENT.

SYSTEM & COMPONENT IDENT.

PASS. CARS

LIGHT TRUCKS

MEDIUM/HEAVY TRUCKS

BUSES

HOSE NUMERICAL

REPAIR KITS

KIT NUMERICAL

ILLUSTRATIONS

* Cut From C.P.E. 3/8" I.D. Hose: 71350 (48"), 81352 (25').
 † Cut From S.A.E. 11/32" I.D. Hose: 80062 (12"), 80063 (24"), 80064 (36"), 81353 (25').
 ★ Cut From S.A.E. 3/8" I.D. Hose: 71224 (24"), 71236 (36"), 71206 (48"), 81206 (25'). May Also Use 3/8" C.P.E.
 ❖ Cut From S.A.E. 5/8" I.D. Hose: 71351 (36").
 □ Cut From 1/2" I.D. Suction Hose: 71296 (36"), 81354 (10').
 ❖ Cut From 5/8" I.D. Suction Hose: 71207 (42"), 81355 (10').
 * Cut From 3/4" I.D. Suction Hose: 71297 (36"), 81356 (10').
 ☆ See Page A14 For Pump or Gear Identification.

Ⓜ Two Required.
 Ⓝ Three Required.
 Ⓞ Four Required.
 ⚡ Cut To Fit.
 ⚙ Replaces Both Upper and Lower Hose.
 ▲ 252660 Adaptor Required For Some Models.
 ❖ See Page A6 For Installation Procedure.

Power Steering Hose for Passenger Cars

	Application	Assembly Number	Multi-Use Hose	End Fitting	Application	Assembly Number	Multi-Use Hose	End Fitting
SYSTEM PUMP & GEAR IDENT.	BUICK - Continued				BUICK - Continued			
SYSTEM & COMPONENT IDENT.	RIVIERA - Continued				SKYHAWK - Continued			
PASS. CARS	1972-1971				1989 - Continued			
	V-8 455 ENG.				4-CYL. 2.0 L ENG. - Continued			
	Pressure	70260			Return - Cooler Tube; W/Cooler	91938		
	Return	70177	★21"	39859	Return - From Gear; W/Cooler	70442		
	1970				1988			
	V-8 455 ENG.				4-CYL. 2.0 L ENG.			
	Pressure	70250			Pressure - From Pump; Early	71271		
	Return	80154	★30"	39859	Pressure - From Pump; Late	71406		
	1969				Reservoir			
	V-8 430 ENG.				Return - To Pump			
	Pressure	70250				70410		
	Return	80154	★30"	39859	1987			
	1968-1967				4-CYL. 2.0 L ENG.			
	V-8 430 ENG.				Pressure; Eng. VIN 1			
	Return	70629	★28"	39859	Pressure; Eng. VIN M	71271		
	1966				Pressure - From Pump; Eng. VIN K			
	V-8 425 ENG.				Reservoir; Eng. VIN K, M			
	Pressure	71306			Return - Cooler To Pump; Eng. VIN 1 ..		*26"	
	Return; W/O A.P.	70629	★24"	39859	Return - Cooler To Reservoir; Eng. VIN		*36"	
LIGHT TRUCKS					M			
	1965				Return - Cooler Tube; W/Cooler; Eng.			
	V-8 401 ENG.; V-8 425 ENG.				VIN 1, M			
	Pressure	71306			Return - From Gear; W/Cooler; Eng.	91938		
	Return; W/O A.P.	70629	★24"	39859	VIN 1, M	91649		
MEDIUM/HEAVY TRUCKS					Return - To Pump; Eng. VIN K	70410		
	1964-1963				1986			
	V-8 401 ENG.; V-8 425 ENG.				4-CYL. 1.8 L ENG.			
	Pressure	71306			Pressure - From Pump; W/O Turbo	71223		
	Return	70629	★24"	39859	Pressure - To Gear	71316		
BUSES					Reservoir	80163		
	ROADMASTER				Return - Cooler To Pump; W/Turbo			
	1995-1994				Return - From Gear; W/Cooler;			
	V-8 5.7 L ENG.				W/Turbo			
	Pressure; W/O Variable Assist	91780			Return - To Pump; W/O Turbo		*10"	
	Pressure; W/Variable Assist; Pressure fitting of pump is equipped with an electronic sender on vehicles with variable assist.	91779			4-CYL. 2.0 L ENG.			
	Return	80039			Pressure - From Pump	71273		
HOSE NUMERICAL					Pressure - To Gear	71316		
	1993-1992				Return - Cooler To Pump			
	V-8 5.7 L ENG.				Return - Cooler Tube; W/Cooler			
	Pressure	71792			Return - From Gear; W/Cooler	91938		
	Return	80037			Return - From Gear; W/Cooler	91648		
REPAIR KITS					1985			
	1991				4-CYL. 1.8 L ENG.			
	V-8 5.0 L ENG.				Pressure - From Pump; W/O Turbo			
	Pressure	71792			Pressure - To Gear	71316		
	Return	80037			Reservoir	80163		
KIT NUMERICAL					Return - From Gear; W/Turbo	71320		
	SKYHAWK				Return - To Pump; W/O Turbo			
	1989				4-CYL. 2.0 L ENG.			
	Pressure	71411			Pressure - From Pump	71273		
	Return - Cooler To Reservoir		*		Pressure - To Gear	71316		
ILLUSTRATIONS					Reservoir			
					Return - From Gear; W/Turbo			

* Cut From C.P.E. 3/8" I.D. Hose: 71350 (48"), 81352 (25").
 † Cut From S.A.E. 11/32" I.D. Hose: 80062 (12"), 80063 (24"), 80064 (36"), 81353 (25").
 ★ Cut From S.A.E. 3/8" I.D. Hose: 71224 (24"), 71236 (36"), 71206 (48"), 81206 (25"). May Also Use 3/8" C.P.E.
 ♣ Cut From S.A.E. 5/8" I.D. Hose: 71351 (36").
 □ Cut From 1/2" I.D. Suction Hose: 71296 (36"), 81354 (10').
 ✦ Cut From 5/8" I.D. Suction Hose: 71207 (42"), 81355 (10').
 ✧ Cut From 3/4" I.D. Suction Hose: 71297 (36"), 81356 (10').
 ☆ See Page A14 For Pump or Gear Identification.

② Two Required.
 ③ Three Required.
 ④ Four Required.
 ✦ Cut To Fit.
 ✧ Replaces Both Upper and Lower Hose.
 ▲ 252660 Adaptor Required For Some Models.
 ♣ See Page A6 For Installation Procedure.

Power Steering Hose for Passenger Cars

Application	Assembly Number	Multi-Use Hose	End Fitting	Application	Assembly Number	Multi-Use Hose	End Fitting	
BUICK - Continued				BUICK - Continued				SYSTEM PUMP & GEAR IDENT.
SKYHAWK - Continued				SKYHAWK - Continued				
1984 - Continued				1976-1975				SYSTEM & COMPONENT IDENT.
4-CYL. 1.8 L ENG. - Continued				V-6 231 ENG.				
Return - To Pump; W/O Turbo.....		*15"		Pressure	80115			
				Return	≠70177	★22"	39859	
4-CYL. 2.0 L ENG.				SKYLARK				PASS. CARS
Pressure - From Pump.....	71181			1995				
Pressure - To Gear.....	71316			4-CYL. 2.3 L ENG.				
Reservoir	80163			Pressure - To Gear.....	80041			
Return - Cooler To Reservoir.....		*18"		Return - From Gear.....	71413			
Return - Gear To Cooler.....		*18"		V-6 3.1 L ENG.				
1983				Pressure - From Pump; W/Alt. Cool.				
4-CYL. 1.8 L ENG.				Duct (KC2)	91957			
Pressure - From Pump.....	71223			Pressure - From Pump; W/O Alt. Cool.				
Pressure - To Gear.....	71315			Duct.....	80224			
Reservoir	80163			Pressure - To Gear.....	71780			
Return - To Pump.....		*19"		Return - To Pump; W/Alt. Cool. Duct				
4-CYL. 2.0 L ENG.				(KC2)	≠70442			
Pressure - From Pump.....	71181			Return - To Pump; W/O Alt. Cool. Duct	80042			
Pressure - To Gear.....	71315			1994				
Reservoir	80163			4-CYL. 2.3 L ENG.				
Return - Cooler To Reservoir.....		*18"		Pressure	80040			
Return - Gear To Cooler.....		*18"		Return	71413			
1982				V-6 3.1 L ENG.				
4-CYL. 1.8 L ENG.				Pressure - From Pump.....	80224			
Pressure - From Pump; Eng. VIN G.....	71181			Pressure - To Gear.....	71780			
Pressure - From Pump; Eng. VIN O.....	71223			Return - Cooler To Pump.....		*36"		
Pressure - To Gear.....	71315			Return - Gear To Cooler.....	≠70442			
Reservoir	80163			1993				
Return - Cooler To Reservoir; Eng. VIN				4-CYL. 2.3 L ENG.				
G.....		*18"		Pressure	71793			
Return - Gear To Cooler; Eng. VIN G...		*18"		Return	71413			
Return - To Pump; Eng. VIN O.....		*19"		V-6 3.3 L ENG.				
4-CYL. 2.0 L ENG.				Pressure - From Pump.....				
Pressure - From Pump.....	71181			Pressure - To Gear.....	80227			
Pressure - To Gear.....	71315			Return - From Gear.....	71800			
Reservoir	80163			Return - Cooler To Pump.....				
Return - Cooler To Reservoir.....		*18"		Return - Cooler Tube; W/Cooler.....	91938			
Return - Gear To Cooler.....		*18"		Return - Gear To Cooler.....	91649			
1980				1992				
V-6 3.8 L ENG.				4-CYL. 2.3 L ENG.				
Pressure	71078			Pressure	71793			
Return.....		*15"		Return	71413			
1979				V-6 3.3 L ENG.				
V-6 231 ENG.				Pressure - From Pump.....				
Pressure	80120			Pressure - To Gear.....	80227			
Return.....	≠70551	★11"	39135	Return - Cooler To Pump.....	71800			
1978				Return - Cooler To Pump.....				
V-6 231 ENG.				Return - Cooler Tube; W/Cooler.....				
Pressure	80120			Return - Gear To Cooler.....	91938	*26"		
Return.....	≠70518	★11"	39859	Return - Gear To Cooler.....	91649			
1977				1991				
V-6 231 ENG.				4-CYL. 2.3 L ENG.				
Pressure	80120			Pressure	71795			
Return.....	≠70629	★18"	39859	Return	71413			
				4-CYL. 2.5 L ENG.				
				Pressure				
				Return				
				Pressure - From Pump.....				
				Pressure - To Gear.....				
				Pressure				
				Return				

- * Cut From C.P.E. 3/8" I.D. Hose: 71350 (48"), 81352 (25').
- † Cut From S.A.E. 11/32" I.D. Hose: 80062 (12"), 80063 (24"), 80064 (36"), 81353 (25').
- ★ Cut From S.A.E. 3/8" I.D. Hose: 71224 (24"), 71236 (36"), 71206 (48"), 81206 (25'). May Also Use 3/8" C.P.E.
- ♣ Cut From S.A.E. 5/8" I.D. Hose: 71351 (36").
- Cut From 1/2" I.D. Suction Hose: 71296 (36"), 81354 (10').
- ♣ Cut From 5/8" I.D. Suction Hose: 71207 (42"), 81355 (10').
- * Cut From 3/4" I.D. Suction Hose: 71297 (36"), 81356 (10').
- ☆ See Page A14 For Pump or Gear Identification.

- Ⓜ Two Required.
- Ⓝ Three Required.
- Ⓞ Four Required.
- ≠ Cut To Fit.
- ♣ Replaces Both Upper and Lower Hose.
- ▲ 252660 Adaptor Required For Some Models.
- ♣ See Page A6 For Installation Procedure.

ILLUSTRATIONS

Power Steering Hose for Passenger Cars

	Application	Assembly Number	Multi-Use Hose	End Fitting	Application	Assembly Number	Multi-Use Hose	End Fitting
SYSTEM PUMP & GEAR IDENT.	BUICK - Continued				BUICK - Continued			
SYSTEM & COMPONENT IDENT.	SKYLARK - Continued				SKYLARK - Continued			
PASS. CARS	1991 - Continued				1986			
	V-6 3.3 L ENG. - Continued				4-CYL. 2.5 L ENG.			
	Return - Cooler To Pump.....			*26"	Pressure	71269		
	Return - Cooler Tube; W/Cooler	91938			Return; W/Auto. Trans.	70441		
	Return - Gear To Cooler	91649			Return - Cooler To Pump; W/Man. Trans.; Late			*24"
	1990				Return - Cooler Tube; W/Cooler	91938		
	4-CYL. 2.3 L ENG.				Return - Gear To Cooler; W/Man. Trans.; Late	91649		
	Pressure	71431			Return - Gear To Pipe; W/Man. Trans.; W/Cooler; Early	71320		
	Return	71413			Return - Pipe To Cooler; W/Man. Trans.; Early			*12"
	4-CYL. 2.5 L ENG.				V-6 3.0 L ENG.			
	Pressure	71410			Pressure - To Gear	71267		
	Return	91551			Return - Cooler To Pump			*24"
	V-6 3.3 L ENG.				Return - Cooler Tube; W/Cooler	91938		
	Pressure - From Pump	80226			Return - Gear To Cooler	91649		
	Pressure - To Gear	71800			1985			
	Return - Cooler To Pump			*26"	4-CYL. 2.5 L ENG.			
	Return - Cooler Tube; W/Cooler	91938			Pressure - From Pump	91526		
	Return - Gear To Cooler	91649			Pressure - To Gear	71188		
LIGHT TRUCKS	1989				Return - From Gear	71322		
	4-CYL. 2.3 L ENG.				Return - To Pump			*6"
	Pressure	71403			V-6 2.8 L ENG.			
	Return	71413			Pressure; W/A.C.; Eng. VIN W.	91538		
	4-CYL. 2.5 L ENG.				Pressure; W/O A.C.	91864		
	Pressure	71410			Pressure - Pump To Tee; W/A.C.; Eng. VIN X	39137		
	Return	91551			Pressure - Tee To Gear; W/A.C.; Eng. VIN X	91502		
	V-6 3.3 L ENG.				Return; W/A.C.; Eng. VIN W.	91551		
	Pressure - From Pump	80226			Return; W/O A.C.	91551		
	Pressure - To Gear	71800			Return - Tee To Gear; W/A.C.; Eng. VIN X	91551		
	Return - Cooler To Pump			*26"	1984-1983			
	Return - Cooler Tube; W/Cooler	91938			4-CYL. 2.5 L ENG.			
	Return - Gear To Cooler	91649			Pressure - From Pump	91526		
MEDIUM/HEAVY TRUCKS	1988				Pressure - To Gear	71188		
	4-CYL. 2.3 L ENG.				Return - From Gear	71322		
	Pressure	71401			Return - To Pump			*6"
	Return	71413			V-6 2.8 L ENG.			
	4-CYL. 2.5 L ENG.				Pressure; W/O A.C.	91864		
	Pressure - From Pump	71407			Pressure - Pump To Tee; W/A.C.	39137		
	Return - To Pump	70442			Pressure - Tee To Gear; W/A.C.	91502		
	V-6 3.0 L ENG.				Return; W/O A.C.	91551		
	Pressure - To Gear	71271			Return - Tee To Gear; W/A.C.	91551		
	Return - Cooler To Pump			*	1982			
	Return - Cooler Tube; W/Cooler	91938			4-CYL. 2.5 L ENG.			
	Return - Gear To Cooler	91649			Pressure - From Pump	91526		
BUSES	1987				Pressure - To Gear	71188		
	4-CYL. 2.5 L ENG.				Return - From Gear	71322		
	Pressure - From Pump	71407			Return - To Pump			*6"
	Return; W/O Cooler	70442			V-6 2.8 L ENG.			
	Return - Cooler To Pump			*24"	Pressure; W/O A.C.	91864		
	Return - Cooler Tube; W/Cooler	91938			Pressure - Pump To Tee; W/A.C.	39137		
	Return - Gear To Cooler	91649			Pressure - Tee To Gear; W/A.C.	91502		
	V-6 3.0 L ENG.				Return; W/O A.C.	91551		
	Pressure - To Gear	71271			Return - Tee To Gear; W/A.C.	91551		
	Return - Cooler To Pump			*	1982			
	Return - Cooler Tube; W/Cooler	91938			4-CYL. 2.5 L ENG.			
	Return - Gear To Cooler	91649			Pressure - From Pump	91526		
REPAIR KITS	1987				Pressure - To Gear	71188		
	4-CYL. 2.5 L ENG.				Return - From Gear	71322		
	Pressure - From Pump	71407			Return - To Pump			*6"
	Return; W/O Cooler	70442			V-6 2.8 L ENG.			
	Return - Cooler To Pump			*24"	Pressure; W/O A.C.	91864		
	Return - Cooler Tube; W/Cooler	91938			Pressure - Pump To Tee; W/A.C.	39137		
	Return - Gear To Cooler	91649			Pressure - Tee To Gear; W/A.C.	91502		
	V-6 3.0 L ENG.				Return; W/O A.C.	91551		
	Pressure - To Gear	71271			Return - Tee To Gear; W/A.C.	91551		
	Return - Cooler To Pump			*	1982			
	Return - Cooler Tube; W/Cooler	91938			4-CYL. 2.5 L ENG.			
	Return - Gear To Cooler	91649			Pressure - From Pump	91526		
KIT NUMERICAL	1987				Pressure - To Gear	71188		
	4-CYL. 2.5 L ENG.				Return - From Gear	71322		
	Pressure - From Pump	71407			Return - To Pump			*6"
	Return; W/O Cooler	70442			V-6 2.8 L ENG.			
	Return - Cooler To Pump			*24"	Pressure; W/O A.C.	91864		
	Return - Cooler Tube; W/Cooler	91938			Pressure - Pump To Tee; W/A.C.	39137		
	Return - Gear To Cooler	91649			Pressure - Tee To Gear; W/A.C.	91502		
	V-6 3.0 L ENG.				Return; W/O A.C.	91551		
	Pressure - To Gear	71271			Return - Tee To Gear; W/A.C.	91551		
	Return - Cooler To Pump			*	1982			
	Return - Cooler Tube; W/Cooler	91938			4-CYL. 2.5 L ENG.			
	Return - Gear To Cooler	91649			Pressure - From Pump	91526		
ILLUSTRATIONS	1987				Pressure - To Gear	71188		
	4-CYL. 2.5 L ENG.				Return - From Gear	71322		
	Pressure - From Pump	71407			Return - To Pump			*6"
	Return; W/O Cooler	70442			V-6 2.8 L ENG.			
	Return - Cooler To Pump			*24"	Pressure; W/O A.C.	91864		
	Return - Cooler Tube; W/Cooler	91938			Pressure - Pump To Tee; W/A.C.	39137		
	Return - Gear To Cooler	91649			Pressure - Tee To Gear; W/A.C.	91502		
	V-6 3.0 L ENG.				Return; W/O A.C.	91551		
	Pressure - To Gear	71271			Return - Tee To Gear; W/A.C.	91551		
	Return - Cooler To Pump			*	1982			
	Return - Cooler Tube; W/Cooler	91938			4-CYL. 2.5 L ENG.			
	Return - Gear To Cooler	91649			Pressure - From Pump	91526		

* Cut From C.P.E. 3/8" I.D. Hose: 71350 (48"), 81352 (25').
 † Cut From S.A.E. 11/32" I.D. Hose: 80062 (12"), 80063 (24"), 80064 (36"), 81353 (25').
 ★ Cut From S.A.E. 3/8" I.D. Hose: 71224 (24"), 71236 (36"), 71206 (48"), 81206 (25'). May Also Use 3/8" C.P.E.
 ♣ Cut From S.A.E. 5/8" I.D. Hose: 71351 (36").
 □ Cut From 1/2" I.D. Suction Hose: 71296 (36"), 81354 (10').
 ✦ Cut From 5/8" I.D. Suction Hose: 71207 (42"), 81355 (10').
 ✧ Cut From 3/4" I.D. Suction Hose: 71297 (36"), 81356 (10').
 ☆ See Page A14 For Pump or Gear Identification.

Ⓜ Two Required.
 Ⓝ Three Required.
 Ⓞ Four Required.
 Ⓢ Cut To Fit.
 Ⓣ Replaces Both Upper and Lower Hose.
 ▲ 252660 Adaptor Required For Some Models.
 ♣ See Page A6 For Installation Procedure.

Power Steering Hose for Passenger Cars

Application	Assembly Number	Multi-Use Hose	End Fitting	Application	Assembly Number	Multi-Use Hose	End Fitting	
BUICK - Continued				BUICK - Continued				SYSTEM PUMP & GEAR IDENT.
SKYLARK - Continued				SKYLARK - Continued				
1981				1976				SYSTEM & COMPONENT IDENT.
4-CYL. 2.5 L ENG.				V-6 231 ENG.				
Pressure - From Pump	91526			Pressure	80137			
Pressure - To Gear	71163			Return	☉70518	★18"	39135	
Return - Cooler To Pump		☼24"		V-8 260 ENG.				
Return - Gear To Cooler		☼		Pressure	80217			
V-6 2.8 L ENG.				Return	☉70629	★15"	39859	
Pressure - From Pump	91527			V-8 350 ENG.				
Pressure - To Gear	71164			Pressure	70265			
Return - From Gear	☉71322			Return	☉70518	★19"	39135	
Return - To Pump		☼24"		1975				
1980				V-6 231 ENG.				PASS. CARS
4-CYL. 2.5 L ENG.				V-8 260 ENG.				
Pressure - From Pump	71056			Pressure	70265			
Pressure - To Gear	91529			Return	☉70518	★19"	39859	
Return - Cooler To Pump		☼22"		V-8 350 ENG.				
Return - Gear To Cooler		☼38"		Pressure	70279			
V-6 2.8 L ENG.				Return	☉70629	★12"	39859	
Pressure - From Pump	71055			V-8 350 ENG.				
Pressure - To Gear	91528			Pressure	70265			
Return - Cooler To Pump		☼22"		Return	☉70518	★19"	39859	
Return - Gear To Cooler		☼38"		1972				
1979				V-8 350 ENG.; V-8 455 ENG.				MEDIUM/HEAVY TRUCKS
V-6 231 ENG.				1971				
Pressure; W/A.P.	80137			Pressure	70235			
Pressure; W/O A.P.	70247			Return	☉70177	★21"	39859	
Return	☉70629	★18"	39859	6-CYL. 250 ENG.				
V-8 305 ENG.; V-8 350 ENG.				Pressure	▲71058			
Pressure	80116			Return	☉70177	★21"	39859	
Return	☉70551	★20"	39135	V-8 350 ENG.; V-8 455 ENG.				
1978				Pressure	70235			
V-6 231 ENG.				Return	☉70177	★21"	39859	
Pressure; W/A.P.	80137			1970				
Pressure; W/O A.P.	70247			6-CYL. 250 ENG.				
Return	☉70177	★18"	39859	Pressure	▲71058			
V-8 305 ENG.; V-8 350 ENG.				Return		★		
Pressure	80158			V-8 350 ENG.; V-8 455 ENG.				
Return	☉70629	★18"	39859	Pressure	70247			
1977				Return	☉80154	★22"	39859	
V-6 231 ENG.				1969-1968				
Pressure; W/A.P.	80137			6-CYL. 250 ENG.				
Pressure; W/O A.P.	70247			Pressure	71058			
Return	☉70177	★18"	39859	Return	☉70629	★27"	39859	
V-8 301 ENG.				V-8 350 ENG.; V-8 400 ENG.				
Pressure	70277			Pressure	70198			
Return	☉70629	★14"	39859	Return	☉70629	★27"	39859	
V-8 305 ENG.				1967				
Pressure	70277			V-6 225 ENG.; V-8 300 ENG.; V-8 340 ENG.				
Return		★12"		Pressure	70198			
V-8 350 ENG.				Return	☉70629	★27"	39859	
Pressure; Eng. VIN L	70277			V-8 400 ENG.				
Pressure; Eng. VIN R	80217			Pressure	70198			
Return; Eng. VIN L		★12"		Return	☉70629	★	39859	
Return; Eng. VIN R	☉70518	★14"	39859					

* Cut From C.P.E. 3/8" I.D. Hose: 71350 (48"), 81352 (25").
 † Cut From S.A.E. 11/32" I.D. Hose: 80062 (12"), 80063 (24"), 80064 (36"), 81353 (25").
 ★ Cut From S.A.E. 3/8" I.D. Hose: 71224 (24"), 71236 (36"), 71206 (48"), 81206 (25"). May Also Use 3/8" C.P.E.
 ❖ Cut From S.A.E. 5/8" I.D. Hose: 71351 (36").
 □ Cut From 1/2" I.D. Suction Hose: 71296 (36"), 81354 (10').
 ❖ Cut From 5/8" I.D. Suction Hose: 71207 (42"), 81355 (10').
 * Cut From 3/4" I.D. Suction Hose: 71297 (36"), 81356 (10').
 ☆ See Page A14 For Pump or Gear Identification.

② Two Required.
 ③ Three Required.
 ④ Four Required.
 ☉ Cut To Fit.
 ☼ Replaces Both Upper and Lower Hose.
 ▲ 252660 Adaptor Required For Some Models.
 ❖ See Page A6 For Installation Procedure.

ILLUSTRATIONS

Power Steering Hose for Passenger Cars

	Application	Assembly Number	Multi-Use Hose	End Fitting	Application	Assembly Number	Multi-Use Hose	End Fitting
SYSTEM PUMP & GEAR IDENT.	BUICK - Continued				BUICK - Continued			
	SKYLARK - Continued				SOMERSET - Continued			
	1966				1986 - Continued			
	V-6 225 ENG.				V-6 3.0 L ENG. - Continued			
SYSTEM & COMPONENT IDENT.	Pressure	71058		39859	Return - Cooler To Pump		*	
	Return		★		Return - Gear To Cooler	91649		
	V-8 300 ENG.; V-8 340 ENG.				SOMERSET REGAL			
	Pressure	70198		39859	1985			
	Return	✗70629	★27"		4-CYL. 2.5 L ENG.			
	V-8 400 ENG.				Pressure			
	Pressure	70198		39859	Return; W/O Cooler	71269		
	Return	✗70629	★		Return - Cooler To Pump	70441		*12"
PASS. CARS	1965				Return - Gear To Cooler			
	V-6 225 ENG.				91649			
	Pressure	70198		39859	V-6 3.0 L ENG.			
	Return		★		Pressure - To Gear	71267		*15"
	V-8 300 ENG.				Return - Cooler To Pump			
	Pressure	70198		39859	Return - Gear To Cooler	91649		
	Return	✗70629	★27"		SPECIAL			
LIGHT TRUCKS	V-8 400 ENG.				1969-1968			
	Pressure	70198		39859	6-CYL. 250 ENG.			
	Return	✗70629	★		Pressure	71058		
	1964				Return	✗70629	★27"	39859
	V-6 225 ENG.				V-8 350 ENG.			
	Pressure	70198		39859	Pressure	70198		
	Return		★		Return	✗70629	★27"	39859
MEDIUM/HEAVY TRUCKS	V-8 300 ENG.				1967			
	Pressure	70198		39859	V-6 225 ENG.; V-8 300 ENG.			
	Return	✗70629	★27"		Pressure	70198		
	1964				Return	✗70629	★27"	39859
	V-6 225 ENG.				1966-1964			
	Pressure	70198		39859	V-6 225 ENG.			
	Return		★		Pressure	70198		
BUSES	V-8 215 ENG.				Return			
	Return		★	39859	Return		★	39859
	SOMERSET				V-8 300 ENG.			
	1987				Pressure			
	4-CYL. 2.5 L ENG.				Return			
	Pressure	71407			Pressure	70198		
	Return; W/O Cooler	✗70442			Return	✗70629	★27"	39859
	Return - Cooler To Pump		*24"		1963-1962			
	Return - Cooler Tube; W/Cooler	91938			V-6 198 ENG.; V-8 215 ENG.			
	Return - From Gear; W/Cooler	91649			Return		★	39859
HOSE NUMERICAL	V-6 3.0 L ENG.				1961			
	Pressure - To Gear	71271			V-8 215 ENG.			
	Return; W/O Cooler	✗70442			Return		★	39859
	Return - Cooler To Pump		*24"		WILDCAT			
	Return - Cooler Tube; W/Cooler	91938			1970			
	Return - Gear To Cooler	91649			V-8 455 ENG.			
REPAIR KITS	1986				Pressure			
	4-CYL. 2.5 L ENG.				Return			
	Pressure	71269			Pressure	70251		
	Return; W/Auto. Trans.	70441			Return	✗80154	★26"	39859
	Return - Cooler To Pump; W/Man. Trans.		*24"		1969			
	Return - From Gear; W/Man. Trans.; W/Cooler	91649			V-8 430 ENG.			
	Pressure - To Gear	71267			Pressure	70251		
	V-6 3.0 L ENG.				Return	✗80154	★26"	39859
KIT NUMERICAL								

* Cut From C.P.E. 3/8" I.D. Hose: 71350 (48"), 81352 (25').
 † Cut From S.A.E. 11/32" I.D. Hose: 80062 (12"), 80063 (24"), 80064 (36"), 81353 (25').
 ★ Cut From S.A.E. 3/8" I.D. Hose: 71224 (24"), 71236 (36"), 71206 (48"), 81206 (25'). May Also Use 3/8" C.P.E.
 ✗ Cut From S.A.E. 5/8" I.D. Hose: 71351 (36").
 □ Cut From 1/2" I.D. Suction Hose: 71296 (36"), 81354 (10').
 † Cut From 5/8" I.D. Suction Hose: 71207 (42"), 81355 (10').
 * Cut From 3/4" I.D. Suction Hose: 71297 (36"), 81356 (10').
 ☆ See Page A14 For Pump or Gear Identification.

Ⓜ Two Required.
 Ⓝ Three Required.
 Ⓞ Four Required.
 ✗ Cut To Fit.
 Ⓢ Replaces Both Upper and Lower Hose.
 ▲ 252660 Adaptor Required For Some Models.
 ✦ See Page A6 For Installation Procedure.

Power Steering Hose for Passenger Cars

Application	Assembly Number	Multi-Use Hose	End Fitting	Application	Assembly Number	Multi-Use Hose	End Fitting	
BUICK - Continued				CADILLAC - Continued				SYSTEM PUMP & GEAR IDENT.
WILDCAT - Continued				CALAIS				
1968-1967				1976-1975				SYSTEM & COMPONENT IDENT.
V-8 430 ENG.				V-8 500 ENG.				
Return	≠70629	★28"	39859	Pressure	91565	★36"		
1966-1964				1974-1973				PASS. CARS
V-8 401 ENG.				V-8 472 ENG.				
Pressure	71306			Pressure	91565	★36"		
Return	≠70629	★24"	39859	Return				
V-8 425 ENG.				1972-1971				LIGHT TRUCKS
Pressure	71306			V-8 472 ENG.				
Return		★48"	39859	Pressure	91564	★36"		
CADILLAC				1970-1969				MEDIUM/HEAVY TRUCKS
IMPORTANT: PLEASE NOTE. To select correct replacement parts, it may be necessary to identify the code character for the engine by looking at the VIN (Vehicle Identification Number) located on the dash panel. For 1981 and newer cars, refer to the 8th digit of VIN for the correct engine code. For 1980 and older cars, refer to the 5th digit of VIN for the correct engine code.				V-8 472 ENG.				
ALLANTE				1968				BUSES
1993				V-8 472 ENG.				
V-8 4.6 L ENG.				Pressure; Eng. No. 197767 & After				
Pressure; W/Switch Port At Gear End...	92009			Return	80110	★37"		
Pressure; W/Switch Port At Pump End..	91718			1967-1966				
Return - Cooler To Filter		*32"		V-8 429 ENG.				
1992-1991				Pressure				
V-8 4.5 L ENG.				Return - Cooler To Pump				
Pressure	91722			Return - Gear To Cooler		★		
1990-1989				1965				
V-8 4.5 L ENG.				V-8 429 ENG.				
Pressure	91646			Pressure	80110	★24"		
1988-1987				CIMARRON				
V-8 4.1 L ENG.				1988-1987				
Pressure	91646			V-6 2.8 L ENG.				
BROUGHAM				Pressure - From Pump				
1992-1991				Pressure - To Gear				
V-8 5.0 L ENG.; V-8 5.7 L ENG.				Return - Cooler To Pump				
Pressure	71801			Return - Gear To Cooler	91649	*42"		
Return	80037			1986				
1990				4-CYL. 2.0 L ENG.				
V-8 5.0 L ENG.				Pressure				
Pressure	71120			Return - Cooler To Pump	71273	*44"		
Return		*11"		Return - Gear To Cooler	91648	*10"		
V-8 5.7 L ENG.				V-6 2.8 L ENG.				
Pressure	71551			Pressure - From Pump	71317			
Return	80037			Pressure - To Gear	71271			
1989-1987				Reservoir				
V-8 5.0 L ENG.				Return - Cooler To Pump				
Pressure	71120			Return - Gear To Cooler	91648	*36"		
Return		*11"		1985				
HOSE NUMERICAL				4-CYL. 2.0 L ENG.				
REPAIR KITS				Pressure				
KIT NUMERICAL				Return				
ILLUSTRATIONS				Return				

* Cut From C.P.E. 3/8" I.D. Hose: 71350 (48"), 81352 (25').
 † Cut From S.A.E. 11/32" I.D. Hose: 80062 (12"), 80063 (24"), 80064 (36"), 81353 (25').
 ★ Cut From S.A.E. 3/8" I.D. Hose: 71224 (24"), 71236 (36"), 71206 (48"), 81206 (25'). May Also Use 3/8" C.P.E.
 ❖ Cut From S.A.E. 5/8" I.D. Hose: 71351 (36").
 □ Cut From 1/2" I.D. Suction Hose: 71296 (36"), 81354 (10').
 ❖ Cut From 5/8" I.D. Suction Hose: 71207 (42"), 81355 (10').
 * Cut From 3/4" I.D. Suction Hose: 71297 (36"), 81356 (10').
 ☆ See Page A14 For Pump or Gear Identification.

Ⓜ Two Required.
 Ⓝ Three Required.
 Ⓞ Four Required.
 ≍ Cut To Fit.
 ⚙ Replaces Both Upper and Lower Hose.
 ▲ 252660 Adaptor Required For Some Models.
 ❖ See Page A6 For Installation Procedure.

Power Steering Hose for Passenger Cars

	Application	Assembly Number	Multi-Use Hose	End Fitting	Application	Assembly Number	Multi-Use Hose	End Fitting
SYSTEM PUMP & GEAR IDENT.	CADILLAC - Continued				CADILLAC - Continued			
SYSTEM & COMPONENT IDENT.	CIMARRON - Continued				DEVILLE - Continued			
PASS. CARS	1985 - Continued				1990-1988			
	4-CYL. 2.0 L ENG. - Continued				V-8 4.5 L ENG.			
	Return - Cooler To Pump.....			*44"	Pressure	91647		
	Return - Gear To Cooler.....	71320			Return - Gear To Cooler; W/O Calif. Emission System.....	91915		
	Return - Pipe To Cooler.....			*10"				
	V-6 2.8 L ENG.				1987			
	Pressure - From Pump.....	71317			V-8 4.1 L ENG.			
	Pressure - To Gear.....	71271			Pressure	91647		
	Reservoir			♣	Return	91915		
	Return - Cooler To Reservoir.....			*36"				
	Return - Gear To Cooler.....	71320			1986			
	Return - Pipe To Cooler.....			*10"	V-8 4.1 L ENG.			
	1984				Pressure; 1st Design; W/Idler Pulley			
	4-CYL. 2.0 L ENG.				Mtd. To Bracket			
	Pressure - From Pump.....	71181				91877		
	Pressure - To Gear.....	71316			Pressure; 2nd Design; W/Idler Pulley			
	Reservoir			♣	Mtd. To Alt. Support	91647		
	Return - Cooler To Pump.....			*18"	Return - Cooler To Pipe			*10"
	Return - Pipe To Cooler.....			*18"	Return - Gear To Cooler	♣71319		
	1983				Return - Pipe To Reservoir; W/Cooler...			*20"
	4-CYL. 2.0 L ENG.				1985			
	Pressure - From Pump.....	71181			V-6 4.3 L DIESEL ENG.			
	Pressure - To Gear.....	71315			Reservoir			♣11"
	Reservoir			♣	Return - Cooler To Pump.....			*
	Return - Cooler To Pump.....			*18"	Return - Gear To Cooler	♣71319		
	Return - Pipe To Cooler.....			*18"	V-8 4.1 L ENG.			
	1982				Pressure	91536		
	4-CYL. 1.8 L ENG.				Reservoir			♣
	Pressure - From Pump.....	71181			Return - Cooler To Pipe.....			*12"
	Pressure - To Gear.....	71315			Return - Gear To Pipe; W/Cooler	♣71319		
	Reservoir			♣	Return - Pipe To Reservoir; W/Cooler...			*5"
	Return - Cooler To Pump.....			*18"	1984-1983			
	Return - Pipe To Cooler.....			*18"	V-8 4.1 L ENG.			
	DEVILLE				Pressure; W/Comm. Chassis.....	71073		
	1995-1994				Pressure; W/Limousine Pkg.....	80135		
	V-8 4.6 L ENG.				Pressure; W/O Comm. Chassis; W/O Limousine Pkg.....	80125		
	Pressure; W/Switch Port At Gear End...	92009			Reservoir			♣
	Pressure; W/Switch Port At Pump End..	91718			Return			*9"
	Return - Cooler To Filter			*32"	V-8 5.7 L DIESEL ENG.			
	Return - Gear To Cooler	91799			Pressure - Hydroboost To Gear.....	71068		
	V-8 4.9 L ENG.				Pressure - Pump To Hydroboost.....	71070		
	Pressure	91719			Return - Gear To Pump.....			*18"
	Return - Cooler To Filter			*32"	Return - Hydroboost To Pump			*48"
	Return - Gear To Cooler	91800			1982			
	1993				V-6 4.1 L ENG.			
	V-8 4.9 L ENG.				Pressure	71157		
	Pressure	91725			Return			*8"
	Return - Cooler To Filter			*32"	V-8 4.1 L ENG.			
	Return - Gear To Cooler	91800			Pressure; W/Comm. Chassis.....	71073		
	1992-1991				Pressure; W/Limousine Pkg.....	80135		
	V-8 4.9 L ENG.				Pressure; W/O Comm. Chassis; W/O Limousine Pkg.....	80125		
	Pressure	91724			Reservoir			♣
	Return - Cooler To Pipe			♣*17"	Return			*9"
	Return - Gear To Cooler	♣91782			V-8 5.7 L DIESEL ENG.			

<p>ILLUSTRATIONS</p> <p>* Cut From C.P.E. 3/8" I.D. Hose: 71350 (48"), 81352 (25').</p> <p>† Cut From S.A.E. 11/32" I.D. Hose: 80062 (12"), 80063 (24"), 80064 (36"), 81353 (25').</p> <p>★ Cut From S.A.E. 3/8" I.D. Hose: 71224 (24"), 71236 (36"), 71206 (48"), 81206 (25'). May Also Use 3/8" C.P.E.</p> <p>♣ Cut From S.A.E. 5/8" I.D. Hose: 71351 (36").</p> <p>□ Cut From 1/2" I.D. Suction Hose: 71296 (36"), 81354 (10').</p> <p>♣ Cut From 5/8" I.D. Suction Hose: 71207 (42"), 81355 (10').</p> <p>✱ Cut From 3/4" I.D. Suction Hose: 71297 (36"), 81356 (10').</p> <p>☆ See Page A14 For Pump or Gear Identification.</p>	<p>Ⓜ Two Required.</p> <p>Ⓝ Three Required.</p> <p>Ⓞ Four Required.</p> <p>♣ Cut To Fit.</p> <p>♣ Replaces Both Upper and Lower Hose.</p> <p>▲ 252660 Adaptor Required For Some Models.</p> <p>♣ See Page A6 For Installation Procedure.</p>
--	--

Power Steering Hose for Passenger Cars

Application	Assembly Number	Multi-Use Hose	End Fitting	Application	Assembly Number	Multi-Use Hose	End Fitting
CADILLAC - Continued				CADILLAC - Continued			
DEVILLE - Continued				DEVILLE - Continued			
1982 - Continued				1970-1969			
V-8 5.7 L DIESEL ENG. - Continued				V-8 472 ENG.			
Return - Hydroboost To Pump		*48"		Pressure	80110		★37"
1981				1968			
V-6 4.1 L ENG.				V-8 472 ENG.			
Pressure	71157			Pressure; Eng. No. 197767 & After	80110		★37"
Return		*14"		Return			
V-8 5.7 L DIESEL ENG.				1967-1966			
Pressure - Hydroboost To Gear	71068			V-8 429 ENG.			
Pressure - Pump To Hydroboost	71070			Pressure	70225		★
Return - Gear To Pump		*18"		Return - Cooler To Pump			★
Return - Hydroboost To Pump		*48"		Return - Gear To Cooler			
V-8 6.0 L ENG.				1965			
Pressure; W/Comm. Chassis	71073			V-8 429 ENG.			
Pressure; W/Limousine Pkg.	80135			Pressure	80110		★24"
Return		*		Return			
1980				ELDORADO			
V-6 4.1 L ENG.				1995-1994			
Pressure	71042			V-8 4.6 L ENG.			
Return		*14"		Pressure; W/Switch Port At Gear End...	92009		
V-8 5.7 L DIESEL ENG.				Pressure; W/Switch Port At Pump End..	91718		
Pressure - Hydroboost To Gear	71068			Return - Cooler To Filter		*32"	
Pressure - Pump To Hydroboost	71070			Return - Gear To Cooler	91799		
Return - Gear To Pump		*18"		1993			
Return - Hydroboost To Pump		*48"		V-8 4.6 L ENG.			
V-8 6.0 L ENG.				Pressure; W/Switch Port At Gear End...	92009		
Pressure	71073			Pressure; W/Switch Port At Pump End..	91718		*32"
Return		*20"		Return - Cooler To Filter			
1979				Return - Gear To Cooler	91799		
V-8 350 DIESEL ENG.				V-8 4.9 L ENG.			
Return - Gear To Pump	70551	★36"	39135	Pressure	91719		*32"
Return - Hydroboost To Pump		★36"		Return - Cooler To Filter			
V-8 425 ENG.				Return - Gear To Cooler	91800		
Pressure	80116			1992			
Return	70629	★19"	39859	V-8 4.9 L ENG.			
1978-1977				Pressure	91720		
V-8 425 ENG.				Return - Cooler To Pump	91791		
Pressure	80116			Return - Gear To Cooler	91792		
Return	70629	★19"	39859	1991			
1976-1975				V-8 4.9 L ENG.			
V-8 500 ENG.				Pressure	91722		
Pressure	91565			Return - Cooler To Pump	91791		
Return		★36"		Return - Gear To Cooler	91788		
1974-1973				1990			
V-8 472 ENG.				V-8 4.5 L ENG.			
Pressure	91565			Pressure	91646		
Return		★36"		Return - Cooler To Pump; W/Calif.			
1972-1971				Emission System	91791		
V-8 472 ENG.				Return - Cooler To Pump; W/O Calif.			
Pressure	91564			Emission System	91790		
Return		★36"		Return - Gear To Cooler	91788		

* Cut From C.P.E. 3/8" I.D. Hose: 71350 (48"), 81352 (25').
 † Cut From S.A.E. 11/32" I.D. Hose: 80062 (12"), 80063 (24"), 80064 (36"), 81353 (25').
 ★ Cut From S.A.E. 3/8" I.D. Hose: 71224 (24"), 71236 (36"), 71206 (48"), 81206 (25'). May Also Use 3/8" C.P.E.
 ♣ Cut From S.A.E. 5/8" I.D. Hose: 71351 (36").
 □ Cut From 1/2" I.D. Suction Hose: 71296 (36"), 81354 (10').
 ♠ Cut From 5/8" I.D. Suction Hose: 71207 (42"), 81355 (10').
 * Cut From 3/4" I.D. Suction Hose: 71297 (36"), 81356 (10').
 ☆ See Page A14 For Pump or Gear Identification.

Ⓜ Two Required.
 Ⓝ Three Required.
 Ⓞ Four Required.
 ≍ Cut To Fit.
 Ⓢ Replaces Both Upper and Lower Hose.
 ▲ 252660 Adaptor Required For Some Models.
 ♣ See Page A6 For Installation Procedure.

SYSTEM PUMP & GEAR IDENT.

SYSTEM & COMPONENT IDENT.

PASS. CARS

LIGHT TRUCKS

MEDIUM/HEAVY TRUCKS

BUSES

HOSE NUMERICAL

REPAIR KITS

KIT NUMERICAL

ILLUSTRATIONS

Power Steering Hose for Passenger Cars

	Application	Assembly Number	Multi-Use Hose	End Fitting	Application	Assembly Number	Multi-Use Hose	End Fitting	
SYSTEM PUMP & GEAR IDENT.	CADILLAC - Continued				CADILLAC - Continued				
	ELDORADO - Continued				ELDORADO - Continued				
	1989				1981 - Continued				
	V-8 4.5 L ENG.				V-8 6.0 L ENG.				
		Pressure	91646			Pressure	80128		
	SYSTEM & COMPONENT IDENT.		Return - Cooler To Pump.....	91790		Return		*14"	
			Return - Gear To Cooler	91788					
		1988				1980			
	V-8 4.5 L ENG.				V-8 5.7 L ENG.				
		Pressure	91646			Pressure	71086		*18"
PASS. CARS		Return - Cooler To Pump.....	91892		Return				
		Return - Gear To Cooler	91786		V-8 5.7 L DIESEL ENG.				
	1987				V-8 5.7 L DIESEL ENG.				
V-8 4.1 L ENG.				V-8 6.0 L ENG.					
	Pressure	91646			Pressure	71075		*18"	
	Return - Cooler To Pump.....	91887			Return			*18"	
	Return - Gear To Cooler	91786			Return - Hydroboost To Pump.....			*48"	
LIGHT TRUCKS	1986				1979				
	V-8 4.1 L ENG.				V-8 350 ENG.				
		Pressure	91646		Pressure				
	Reservoir		⊕	Return	80115				
	Return	91785		Return	⊖70551	*10"		39135	
MEDIUM/HEAVY TRUCKS	1985-1983				V-8 350 DIESEL ENG.				
	V-8 4.1 L ENG.				1978-1977				
		Pressure	71086		V-8 425 ENG.				
	Reservoir		⊕	Pressure - Hydroboost To Gear.....	70283				
	Return		*14"	Pressure - Pump To Hydroboost.....	91566				
BUSES	V-8 5.7 L DIESEL ENG.				1976				
		Pressure - Hydroboost To Gear.....	71085		V-8 500 ENG.				
		Pressure - Pump To Hydroboost.....	71196		Pressure - Hydroboost To Gear.....	70283			
	Return - Gear To Pump.....		*18"	Pressure - Pump To Hydroboost.....	91566				
	Return - Hydroboost To Pump.....		*48"	Return - Gear To Pump.....			*48"		
REPAIR KITS	1982				1975-1970				
	V-6 4.1 L ENG.				V-8 500 ENG.				
		Pressure	71122		Pressure	70252			*35"
	Return		*18"	Return					
HOSE NUMERICAL	V-8 4.1 L ENG.				1969				
		Pressure	71086		V-8 472 ENG.				
		Reservoir		⊕	Pressure	70252			
	Return		*14"	Return			*35"		
KIT NUMERICAL	V-8 5.7 L DIESEL ENG.				1968				
		Pressure - Hydroboost To Gear.....	71085		V-8 472 ENG.				
		Pressure - Pump To Hydroboost; W/39 1/4" Hose.....	71196		Pressure; Late.....	70252			
	Pressure - Pump To Hydroboost; W/45 3/4" Hose.....	91457		Return; Late.....			*35"		
	Return - Gear To Pump.....		*18"	1967					
	Return - Hydroboost To Pump.....		*48"	V-8 429 ENG.					
ILLUSTRATIONS	1981				V-8 429 ENG.				
	V-6 4.1 L ENG.				Pressure				
		Pressure	71122		Return	70257		*	
	Return		*18"						
	Return		39106						
	Return		*18"						
	Return		*48"						
	Return		*48"						

* Cut From C.P.E. 3/8" I.D. Hose: 71350 (48"), 81352 (25').
 † Cut From S.A.E. 11/32" I.D. Hose: 80062 (12"), 80063 (24"), 80064 (36"), 81353 (25').
 ★ Cut From S.A.E. 3/8" I.D. Hose: 71224 (24"), 71236 (36"), 71206 (48"), 81206 (25'). May Also Use 3/8" C.P.E.
 ⊕ Cut From S.A.E. 5/8" I.D. Hose: 71351 (36").
 □ Cut From 1/2" I.D. Suction Hose: 71296 (36"), 81354 (10').
 ⊖ Cut From 5/8" I.D. Suction Hose: 71207 (42"), 81355 (10').
 ✱ Cut From 3/4" I.D. Suction Hose: 71297 (36"), 81356 (10').
 ☆ See Page A14 For Pump or Gear Identification.

Ⓣ Two Required.
 Ⓤ Three Required.
 Ⓦ Four Required.
 ⊖ Cut To Fit.
 ⊕ Replaces Both Upper and Lower Hose.
 ★ 252660 Adaptor Required For Some Models.
 ⊕ See Page A6 For Installation Procedure.

Power Steering Hose for Passenger Cars

Application	Assembly Number	Multi-Use Hose	End Fitting	Application	Assembly Number	Multi-Use Hose	End Fitting	
CADILLAC - Continued				CADILLAC - Continued				SYSTEM PUMP & GEAR IDENT.
ELDORADO - Continued				FLEETWOOD - Continued				
1966-1964				1985 - Continued				SYSTEM & COMPONENT IDENT.
V-8 429 ENG.				V-8 4.1 L ENG. - Continued				
Return		★		Return; W/RWD.....			*9"	
				Return - Cooler To Pipe; W/FWD			*12"	
1963				Return - Gear To Cooler; W/FWD	≅71319			
V-8 390 ENG.				Return - Pipe To Pump; W/Cooler; W/FWD.....			*5"	
Return		★		V-8 5.7 L DIESEL ENG.				
FLEETWOOD				Pressure - Hydroboost To Gear.....	71068			
1995-1994				Pressure - Pump To Hydroboost.....	71070			
V-8 5.7 L ENG.				Return - Gear To Pump.....			*18"	
Pressure	91779			Return - Hydroboost To Pump.....			*48"	
Return	80039			1984-1983				
1993				V-8 4.1 L ENG.; V-8 6.0 L ENG.				
V-8 5.7 L ENG.				Pressure; W/Comm. Chassis.....	71073			
Pressure	71792			Pressure; W/Limousine Pkg.....	80135			
Return	80046			Pressure; W/O Comm. Chassis; W/O Limousine Pkg.....	80125			
1992-1991				Reservoir; W/O Comm. Chassis; W/O Limousine Pkg.....			❖	
V-8 4.9 L ENG.				Return			*9"	
Pressure	91724			V-8 5.7 L DIESEL ENG.				
Return - Cooler To Pipe.....		❖*17"		Pressure - Hydroboost To Gear.....	71068			
Return - Gear To Cooler.....	❖91782			Pressure - Pump To Hydroboost.....	71070			
1990-1989				Return - Gear To Pump.....			*18"	
V-8 4.5 L ENG.				Return - Hydroboost To Pump.....			*48"	
Pressure	91647			1982				
Return - Gear To Cooler; W/O Calif. Emission System.....	91915			V-6 4.1 L ENG.				
1988				Pressure	71157			
V-8 4.5 L ENG.				Return			*8"	
Pressure	91647			V-8 4.1 L ENG.				
Return; W/O Calif. Emission System	91915			Pressure; W/Comm. Chassis.....	71073			
1987				Pressure; W/Limousine Pkg.....	80135			
V-8 4.1 L ENG.				Pressure; W/O Comm. Chassis; W/O Limousine Pkg.....	80125			
Pressure	91647			Reservoir; W/O Comm. Chassis; W/O Limousine Pkg.....			❖	
1986				Return			*9"	
V-8 4.1 L ENG.				V-8 5.7 L DIESEL ENG.				
Pressure; Early.....	91877			Pressure - Hydroboost To Gear.....	71068			
Pressure; Late.....	91647			Pressure - Pump To Hydroboost.....	71070			
Return - Cooler To Pipe		*10"		Return - Gear To Pump.....			*18"	
Return - Gear To Cooler	≅71319			Return - Hydroboost To Pump.....			*48"	
Return - Pipe To Reservoir; W/Cooler...		*20"		V-8 6.0 L ENG.				
V-8 5.0 L ENG.				Pressure; W/Comm. Chassis; W/Limousine Pkg.....	80135			
Pressure	71120			Pressure; W/Comm. Chassis; W/O Limousine Pkg.....	71073			
Return		*11"		Pressure; W/O Comm. Chassis; W/O Limousine Pkg.....	80125			
1985				Reservoir; W/O Comm. Chassis; W/O Limousine Pkg.....			❖	
V-6 4.3 L DIESEL ENG.				Return			*9"	
Reservoir		❖		1981				
Return - Cooler To Pump.....		*		V-6 4.1 L ENG.				
Return - Gear To Cooler	≅71319			Pressure	71157			
V-8 4.1 L ENG.				Return			*14"	
Pressure; W/FWD.....	91536			V-8 5.7 L DIESEL ENG.				
Pressure; W/RWD.....	80125			Pressure - Hydroboost To Gear.....	71068			
Reservoir		❖		Pressure - Pump To Hydroboost.....	71070			

- * Cut From C.P.E. 3/8" I.D. Hose: 71350 (48"), 81352 (25').
- † Cut From S.A.E. 11/32" I.D. Hose: 80062 (12"), 80063 (24"), 80064 (36"), 81353 (25').
- ★ Cut From S.A.E. 3/8" I.D. Hose: 71224 (24"), 71236 (36"), 71206 (48"), 81206 (25'). May Also Use 3/8" C.P.E.
- ❖ Cut From S.A.E. 5/8" I.D. Hose: 71351 (36").
- Cut From 1/2" I.D. Suction Hose: 71296 (36"), 81354 (10').
- ❖ Cut From 5/8" I.D. Suction Hose: 71207 (42"), 81355 (10').
- * Cut From 3/4" I.D. Suction Hose: 71297 (36"), 81356 (10').
- ☆ See Page A14 For Pump or Gear Identification.

- ② Two Required.
- ③ Three Required.
- ④ Four Required.
- ≅ Cut To Fit.
- ❖ Replaces Both Upper and Lower Hose.
- ▲ 252660 Adaptor Required For Some Models.
- ❖ See Page A6 For Installation Procedure.

ILLUSTRATIONS

Power Steering Hose for Passenger Cars

	Application	Assembly Number	Multi-Use Hose	End Fitting	Application	Assembly Number	Multi-Use Hose	End Fitting
SYSTEM PUMP & GEAR IDENT.	CADILLAC - Continued				CADILLAC - Continued			
SYSTEM & COMPONENT IDENT.	FLEETWOOD - Continued				FLEETWOOD - Continued			
	1981 - Continued				1970-1969			
	V-8 5.7 L DIESEL ENG. - Continued				V-8 472 ENG.			
	Return - Gear To Pump.....		*18"		Pressure	80110		
	Return - Hydroboost To Pump.....		*48"		Return		*37"	
	V-8 6.0 L ENG.				1968			
	Pressure; Eng. VIN 6.....	71073			V-8 472 ENG.			
	Pressure; Eng. VIN 9.....	80135			Pressure; Eng. No. 197767 & After	80110		
	Return; Eng. VIN 6.....		*16"		Return		*37"	
	Return; Eng. VIN 9.....		*		FLEETWOOD 75			
	1980				1967-1966			
PASS. CARS	V-6 4.1 L ENG.				V-8 429 ENG.			
	Pressure	71042			Pressure	70225		
	Return		*14"		Return - Cooler To Pump.....		*	
	V-8 5.7 L DIESEL ENG.				Return - Gear To Cooler.....			
	Pressure - Hydroboost To Gear.....	71068			1965			
	Pressure - Pump To Hydroboost.....	71070			V-8 429 ENG.			
	Return - Gear To Pump.....		*18"		Pressure	80110		
	Return - Hydroboost To Pump.....		*48"		Return		*24"	
LIGHT TRUCKS	V-8 6.0 L ENG.				V-8 429 ENG.			
	Pressure	71073			Pressure	80110		
	Return		*20"		Return			
	1979				1964			
	V-8 350 DIESEL ENG.				V-8 429 ENG.			
	Return - Gear To Pump.....	70551	*36"	39135	Pressure	71308		
	Return - Hydroboost To Pump.....		*36"		Return		*24"	
MEDIUM/HEAVY TRUCKS	V-8 425 ENG.				1963			
	Pressure	80116			V-8 390 ENG.			
	Return	70629	*19"	39859	Pressure	71308		
	1978-1977				Return			
	V-8 425 ENG.							
	Pressure	80116			FLEETWOOD SIXTY SPECIAL			
	Return	70629	*19"	39859	1967-1966			
BUSES	1976				V-8 429 ENG.			
	V-8 500 ENG.				Pressure			
	Pressure; Conventional System.....	91565			Return - Cooler To Pump.....	70225		*
	Pressure - Pump To Hydroboost; Hydroboost System.....	91566			Return - Gear To Cooler.....			*
	Return; Conventional System.....		*36"		1965			
	Return - Gear To Pump; Hydroboost System.....		*20"		V-8 429 ENG.			
	Return - Hydroboost To Pump; Hydroboost System.....		*40"		Pressure	80110		
	1975				Return			
	V-8 500 ENG.				1964			
	Pressure	91565			V-8 429 ENG.			
	Return		*36"		Pressure	71308		
REPAIR KITS	1974-1973				Return			
	V-8 472 ENG.				1963			
	Pressure	91565			V-8 390 ENG.			
	Return		*36"		Pressure	71308		
	1972-1971				Return			
	V-8 472 ENG.				SERIES 6200			
	Pressure	91564			1964			
	Return		*36"		V-8 429 ENG.			
	1972-1971				Pressure			
	V-8 472 ENG.				71308			
	Pressure	91564						
	Return		*36"					

ILLUSTRATIONS

* Cut From C.P.E. 3/8" I.D. Hose: 71350 (48"), 81352 (25').
 † Cut From S.A.E. 11/32" I.D. Hose: 80062 (12"), 80063 (24"), 80064 (36"), 81353 (25').
 ★ Cut From S.A.E. 3/8" I.D. Hose: 71224 (24"), 71236 (36"), 71206 (48"), 81206 (25'). May Also Use 3/8" C.P.E.
 ❖ Cut From S.A.E. 5/8" I.D. Hose: 71351 (36").
 □ Cut From 1/2" I.D. Suction Hose: 71296 (36"), 81354 (10').
 ❖ Cut From 5/8" I.D. Suction Hose: 71207 (42"), 81355 (10').
 ✱ Cut From 3/4" I.D. Suction Hose: 71297 (36"), 81356 (10').
 ☆ See Page A14 For Pump or Gear Identification.

Ⓜ Two Required.
 Ⓝ Three Required.
 Ⓞ Four Required.
 ≍ Cut To Fit.
 Ⓢ Replaces Both Upper and Lower Hose.
 ▲ 252660 Adaptor Required For Some Models.
 ❖ See Page A6 For Installation Procedure.

Power Steering Hose for Passenger Cars

Application	Assembly Number	Multi-Use Hose	End Fitting	Application	Assembly Number	Multi-Use Hose	End Fitting	
CADILLAC - Continued				CADILLAC - Continued				SYSTEM PUMP & GEAR IDENT.
SERIES 6200 - Continued				SEVILLE - Continued				
1964 - Continued				1987				SYSTEM & COMPONENT IDENT.
V-8 429 ENG. - Continued				V-8 4.1 L ENG.				
Return		★24"		Pressure	91646			
				Return - Cooler To Pump	91887			
1963				Return - Gear To Cooler	91786			
V-8 390 ENG.				1986				
Pressure	71308			V-8 4.1 L ENG.				
Return		★24"		Pressure	91646			
SEVILLE				Reservoir		❖		
1995-1994				Return	91785			
V-8 4.6 L ENG.				1985-1983				
Pressure; W/Switch Port At Gear End...	92009			V-8 4.1 L ENG.				
Pressure; W/Switch Port At Pump End..	91718			Pressure	71086			
Return - Cooler To Filter		*32"		Reservoir		❖		
Return - Gear To Cooler	91799			Return		*14"		
1993				V-8 5.7 L DIESEL ENG.				
V-8 4.6 L ENG.				Pressure - Hydroboost To Gear	71085			
Pressure; W/Switch Port At Gear End...	92009			Pressure - Pump To Hydroboost	71196			
Pressure; W/Switch Port At Pump End..	91718			Return - Gear To Pump		*18"		
Return - Cooler To Filter		*32"		Return - Hydroboost To Pump		*48"		
Return - Gear To Cooler	91799			1982				
V-8 4.9 L ENG.				V-6 4.1 L ENG.				
Pressure	91719			Pressure	71043			
Return - Cooler To Filter		*32"		Return		*18"		
Return - Gear To Cooler	91800			V-8 4.1 L ENG.				
1992				Pressure	71086			
V-8 4.9 L ENG.				Reservoir		❖		
Pressure	91720			Return		*14"		
Return - Cooler To Pump	91791			V-8 5.7 L DIESEL ENG.				
Return - Gear To Cooler	91792			Pressure - Hydroboost To Gear	71085			
1991				Pressure - Pump To Hydroboost; Early..	91457			
V-8 4.9 L ENG.				Pressure - Pump To Hydroboost; Late..	71196			
Pressure	91722			Return - Gear To Pump		*18"		
Return - Cooler To Pump	91791			Return - Hydroboost To Pump		*48"		
Return - Gear To Cooler	91788			1981				
1990				V-6 4.1 L ENG.				
V-8 4.5 L ENG.				Pressure	71122			
Pressure	91646			Return		*18"	39106	
Return - Cooler To Pump; W/Calif.				V-8 5.7 L DIESEL ENG.				
Emission System	91791			Pressure - Hydroboost To Gear	71085			
Return - Cooler To Pump; W/O Calif.				Pressure - Pump To Hydroboost	91457			
Emission System	91790			Return - Gear To Pump		*18"		
Return - Gear To Cooler	91788			Return - Hydroboost To Pump		*48"		
1989				V-8 6.0 L ENG.				
V-8 4.5 L ENG.				Pressure	80128			
Pressure	91646			Return		*14"		
Return - Cooler To Pump	91790			1980				
Return - Gear To Cooler	91788			V-8 5.7 L ENG.				
1988				Pressure	71086			
V-8 4.5 L ENG.				Return		*18"		
Pressure	91646			V-8 5.7 L DIESEL ENG.				
Return - Cooler To Pump	91892			Pressure - Hydroboost To Gear	71085			
Return - Gear To Cooler	91786			Pressure - Pump To Hydroboost	91457			

* Cut From C.P.E. 3/8" I.D. Hose: 71350 (48"), 81352 (25").
 † Cut From S.A.E. 11/32" I.D. Hose: 80062 (12"), 80063 (24"), 80064 (36"), 81353 (25").
 ★ Cut From S.A.E. 3/8" I.D. Hose: 71224 (24"), 71236 (36"), 71206 (48"), 81206 (25"). May Also Use 3/8" C.P.E.
 ❖ Cut From S.A.E. 5/8" I.D. Hose: 71351 (36").
 □ Cut From 1/2" I.D. Suction Hose: 71296 (36"), 81354 (10').
 ❖ Cut From 5/8" I.D. Suction Hose: 71207 (42"), 81355 (10').
 * Cut From 3/4" I.D. Suction Hose: 71297 (36"), 81356 (10').
 ☆ See Page A14 For Pump or Gear Identification.

② Two Required.
 ③ Three Required.
 ④ Four Required.
 < Cut To Fit.
 * Replaces Both Upper and Lower Hose.
 ▲ 252660 Adaptor Required For Some Models.
 ❖ See Page A6 For Installation Procedure.

ILLUSTRATIONS

Power Steering Hose for Passenger Cars

	Application	Assembly Number	Multi-Use Hose	End Fitting	Application	Assembly Number	Multi-Use Hose	End Fitting
SYSTEM PUMP & GEAR IDENT.	CADILLAC - Continued				CHECKER - Continued			
	SEVILLE - Continued				MARATHON - Continued			
	1980 - Continued				1977 - Continued			
	V-8 6.0 L ENG.				V-8 305 ENG.; V-8 350 ENG. - Continued			
	Pressure	71075			Return	70629	★30"	39859
	Return		★18"					
SYSTEM & COMPONENT IDENT.	1979-1978				1976-1971			
	V-8 350 ENG.				6-CYL. 250 ENG.			
	Pressure	70275			Pressure	70852		
	Return	70177	★17"	39135	Return	70629	★30"	39859
	V-8 350 DIESEL ENG.				V-8 350 ENG.			
	Pressure - Hydroboost To Gear.....	91564			Pressure	70228		
	Pressure - Pump To Hydroboost.....	91566			Return	70629	★30"	39859
	Return - Gear To Pump.....		★14"					
	Return - Hydroboost To Pump.....		★40"					
PASS. CARS	1977-1976				1970			
	V-8 350 ENG.				6-CYL. 250 ENG.; V-8 350 ENG.			
	Pressure	70275			Pressure	70198		
	Return	70177	★17"	39135	Return		★	39859
LIGHT TRUCKS	SIXTY SPECIAL				1969			
	1993				6-CYL. 250 ENG.; V-8 327 ENG.; V-8 350 ENG.			
	V-8 4.9 L ENG.				Pressure			
	Pressure; W/Comm. Chassis; W/H.D.				Pressure	70198		
	Suspension.....	91724			Return		★	39859
	Pressure; W/O Comm. Chassis.....	91725						
	Return - Cooler To Filter; W/O Comm.		★32"					
	Chassis.....							
	Return - Cooler To Pipe; W/Comm.		❖★17"					
	Chassis; W/H.D. Suspension.....							
	Return - Gear To Cooler; W/Comm.							
	Chassis; W/H.D. Suspension.....	91782						
	Return - Gear To Cooler; W/O Comm.							
	Chassis.....	91800						
MEDIUM/HEAVY TRUCKS	CHECKER				1967-1966			
	DELUXE				6-CYL. 230 ENG.; V-8 283 ENG.; V-8 327 ENG.			
	1969				Pressure			
	6-CYL. 250 ENG.; V-8 327 ENG.; V-8 350 ENG.				Return			
	Pressure	70198			Pressure	80110		
	Return		★	39859	Return		★	39859
HOSE NUMERICAL	MARATHON				1965			
	1979-1978				6-CYL. 230 ENG.; V-8 283 ENG.			
	6-CYL. 250 ENG.				Pressure			
	Pressure; W/Forward Mtd. Stg. Gear.....	71149			Return	80110		
	Pressure; W/Rearward Mtd. Stg. Gear..	70257						
	Return	70629	★30"	39859				
	V-8 305 ENG.; V-8 350 ENG.				1968			
	Return	70629	★30"	39859	6-CYL. 230 (CANADA) ENG.			
					Pressure	71058		
					Return	70551	★22"	39135
REPAIR KITS	1977				V-8 307 (CANADA) ENG.; V-8 350 (CANADA) ENG.			
	6-CYL. 250 ENG.				Pressure			
	Pressure	70852			Return	70253		
	Return	70629	★30"	39859	Return	70551	★25"	39135
	V-8 305 ENG.; V-8 350 ENG.				V-8 396 (CANADA) ENG.			
	Return	70228			Pressure	70230		
					Return	70551	★25"	39135
KIT NUMERICAL	1977				1968			
	6-CYL. 250 ENG.				6-CYL. 230 (CANADA) ENG.; 6-CYL. 250 (CANADA) ENG.			
	Pressure	70852			Pressure	71058		
	Return	70629	★30"	39859	Return	70551	★15"	39135
	V-8 305 ENG.; V-8 350 ENG.							
	Pressure	70228						

ILLUSTRATIONS

* Cut From C.P.E. 3/8" I.D. Hose: 71350 (48"), 81352 (25').
 † Cut From S.A.E. 11/32" I.D. Hose: 80062 (12"), 80063 (24"), 80064 (36"), 81353 (25').
 ★ Cut From S.A.E. 3/8" I.D. Hose: 71224 (24"), 71236 (36"), 71206 (48"), 81206 (25'). May Also Use 3/8" C.P.E.
 ❖ Cut From S.A.E. 5/8" I.D. Hose: 71351 (36").
 □ Cut From 1/2" I.D. Suction Hose: 71296 (36"), 81354 (10').
 ❖ Cut From 5/8" I.D. Suction Hose: 71207 (42"), 81355 (10').
 * Cut From 3/4" I.D. Suction Hose: 71297 (36"), 81356 (10').
 ☆ See Page A14 For Pump or Gear Identification.

IMPORTANT: PLEASE NOTE. To select correct replacement parts, it may be necessary to identify the code character for the engine by looking at the VIN (Vehicle Identification Number) located on the dash panel. For 1981 and newer cars, refer to the 8th digit of VIN for the correct engine code. For 1980 and older cars, refer to the 5th digit of VIN for the correct engine code.

② Two Required.
 ③ Three Required.
 ④ Four Required.
 < Cut To Fit.
 * Replaces Both Upper and Lower Hose.
 ▲ 252660 Adaptor Required For Some Models.
 ❖ See Page A6 For Installation Procedure.

Power Steering Hose for Passenger Cars

Application	Assembly Number	Multi-Use Hose	End Fitting	Application	Assembly Number	Multi-Use Hose	End Fitting
CHEVROLET - Continued				CHEVROLET - Continued			
BEAUMONT - Continued				BEL AIR - Continued			
1968 - Continued				1980			
V-8 307 (CANADA) ENG.				V-6 3.8 L ENG. (CANADA)			
Pressure	70213			Pressure	80136		
Return		★24"		Return		*18"	39106
V-8 350 (CANADA) ENG.				V-8 4.4 L ENG. (CANADA); V-8 5.0 L ENG. (CANADA)			
Pressure	70230			Pressure	71074		
Return	≠70551	★32"	39135	Return		*20"	39106
V-8 396 (CANADA) ENG.				V-8 5.7 L DIESEL ENG. (CANADA)			
Pressure	80112			Pressure - Hydroboost To Gear; OE design change from a pressure pipe to a pressure hose. Use hose listed as replacement part	71068		
Return		★25"		Pressure - Pump To Hydroboost	71089		
1967				1979			
6-CYL. 230 (CANADA) ENG.; 6-CYL. 250 (CANADA) ENG.				6-CYL. 250 (CANADA) ENG.			
Return		★		Pressure; W/A.P.	80133		
V-8 283 (CANADA) ENG.; V-8 327 (CANADA) ENG.; V-8 396 (CANADA) ENG.				Pressure; W/O A.P.			
Pressure	70213			Return; W/A.P.	70247		
Return		★24"		Return; W/O A.P.	≠70518	★	
1966				Return; W/O A.P.			
6-CYL. 194 (CANADA) ENG.; 6-CYL. 230 (CANADA) ENG.				Return; W/O A.P.			
Return		★24"		Pressure	70260		
V-8 283 (CANADA) ENG.; V-8 327 (CANADA) ENG.				Return			
Pressure	70213			Return	≠70518	★20"	39135
Return		★25"		1978			
V-8 396 (CANADA) ENG.; V-8 427 (CANADA) ENG.				6-CYL. 250 (CANADA) ENG.			
Pressure	≠71307			Pressure; W/A.P.	80133		
Return		★25"		Pressure; W/O A.P.	70247		
1965				Return; W/A.P.			
6-CYL. 194 (CANADA) ENG.; 6-CYL. 230 (CANADA) ENG.;				Return; W/O A.P.			
V-8 283 (CANADA) ENG.; V-8 327 (CANADA) ENG.				V-8 305 (CANADA) ENG.			
Return	≠70551	★32"	39135	Pressure	70277		
1964				Return			
6-CYL. 194 (CANADA) ENG.; 6-CYL. 230 (CANADA) ENG.;				Return			
V-8 283 (CANADA) ENG.; V-8 327 (CANADA) ENG.				V-8 350 (CANADA) ENG.			
Return		★		Pressure	70260		
BEL AIR				Return			
1981				Return			
V-6 3.8 L ENG. (CANADA)				6-CYL. 250 (CANADA) ENG.			
Pressure	80136			Pressure; W/A.P.	80133		
Return		*12"	39106	Pressure; W/O A.P.	80132		
V-8 4.4 L ENG. (CANADA); V-8 5.0 L ENG. (CANADA)				Return			
Pressure	71074			Return	≠70518	★16"	39859
Return		*24"	39106	V-8 305 (CANADA) ENG.; V-8 350 (CANADA) ENG.			
V-8 5.7 L DIESEL ENG. (CANADA)				Pressure			
Pressure - Hydroboost To Gear; OE design change from a pressure pipe to a pressure hose. Use hose listed as replacement part	71068			Return	80116		
Pressure - Pump To Hydroboost	71199			Return	≠70518	★20"	39135
Return - Gear To Pump		*18"	39106	1976			
Return - Hydroboost To Pump		*48"		V-8 350 (CANADA) ENG.; V-8 400 (CANADA) ENG.			
1975-1974				Pressure			
V-8 350 ENG.; V-8 400 ENG.				Return			
Pressure	70263			Pressure	70263		
Return	≠70518	★20"	39135	Return	≠70518	★20"	39135

- * Cut From C.P.E. 3/8" I.D. Hose: 71350 (48"), 81352 (25').
- † Cut From S.A.E. 11/32" I.D. Hose: 80062 (12"), 80063 (24"), 80064 (36"), 81353 (25').
- ★ Cut From S.A.E. 3/8" I.D. Hose: 71224 (24"), 71236 (36"), 71206 (48"), 81206 (25'). May Also Use 3/8" C.P.E.
- ♣ Cut From S.A.E. 5/8" I.D. Hose: 71351 (36").
- Cut From 1/2" I.D. Suction Hose: 71296 (36"), 81354 (10').
- ◇ Cut From 5/8" I.D. Suction Hose: 71207 (42"), 81355 (10').
- ✱ Cut From 3/4" I.D. Suction Hose: 71297 (36"), 81356 (10').
- ☆ See Page A14 For Pump or Gear Identification.

- Ⓜ Two Required.
- Ⓝ Three Required.
- Ⓞ Four Required.
- ≠ Cut To Fit.
- ⊗ Replaces Both Upper and Lower Hose.
- ▲ 252660 Adaptor Required For Some Models.
- ♣ See Page A6 For Installation Procedure.

SYSTEM PUMP & GEAR IDENT.

SYSTEM & COMPONENT IDENT.

PASS. CARS

LIGHT TRUCKS

MEDIUM/HEAVY TRUCKS

BUSES

HOSE NUMERICAL

REPAIR KITS

KIT NUMERICAL

ILLUSTRATIONS

Power Steering Hose for Passenger Cars

	Application	Assembly Number	Multi-Use Hose	End Fitting	Application	Assembly Number	Multi-Use Hose	End Fitting
SYSTEM PUMP & GEAR IDENT.	CHEVROLET - Continued				CHEVROLET - Continued			
SYSTEM & COMPONENT IDENT.	BEL AIR - Continued				BEL AIR - Continued			
	1975-1974 - Continued				1969 - Continued			
	V-8 454 ENG.				V-8 327 ENG.; V-8 350 ENG.; V-8 396 ENG.; V-8 427 ENG.			
	Pressure	70269			Pressure	71057		
	Return	≠70551	★24"	39135	Return	≠70518	★33"	39859
	1973				1968			
	6-CYL. 250 ENG.				6-CYL. 250 ENG.			
	Pressure	▲71058			Pressure	70230		
	Return		★22"		Return	≠70518	★24"	39859
	V-8 350 ENG.; V-8 400 ENG.				V-8 307 ENG.; V-8 327 ENG.			
	Pressure	70263			Pressure	70216		
	Return	≠70518	★20"	39135	Return		★33"	
PASS. CARS	V-8 454 ENG.				V-8 396 ENG.; V-8 427 ENG.			
	Pressure	70269			Return		★33"	
	Return	≠70551	★24"	39135				
	1972				1967-1966			
	6-CYL. 250 ENG.				6-CYL. 250 ENG.			
	Pressure	▲71058			Pressure	70230		
	Return	≠70551	★22"	39135	Return	≠70518	★24"	39859
	V-8 350 ENG.; V-8 400 ENG.				V-8 283 ENG.; V-8 327 ENG.			
	Pressure	70263			Pressure	70216		
	Return		★22"		Return		★33"	
	V-8 402 ENG.				V-8 396 ENG.; V-8 427 ENG.			
	Pressure; W/4-Bbl. Carb.	70255			Return		★33"	
	Pressure; W/O 4-Bbl. Carb.	70263						
	Return		★22"					
	V-8 454 ENG.				1965			
	Pressure	70255			6-CYL. 230 ENG.; 6-CYL. 250 ENG.			
	Return		★22"		Pressure	70230		
					Return	≠70518	★24"	39859
	1971				V-8 283 ENG.; V-8 327 ENG.			
	6-CYL. 250 ENG.				V-8 396 ENG.			
	Pressure	▲71058			Pressure	70216		
	Return		★22"		Return		★33"	
	V-8 350 ENG.; V-8 402 ENG.				V-8 409 ENG.			
	Pressure	70260			Return		★	
	Return		★28"					
	V-8 400 ENG.				1964-1963			
	Pressure; W/4-Bbl. Carb.	70255			6-CYL. 230 ENG.; V-8 283 ENG.; V-8 327 ENG.; V-8 409			
	Pressure; W/O 4-Bbl. Carb.	70260			ENG.			
	Return		★28"		Cyl.	②70146		
	V-8 454 ENG.				Pressure	70183		
	Pressure	70255			Return		★56"	
	Return		★28"					
	1970				1962			
	6-CYL. 250 ENG.				6-CYL. 235 ENG.; V-8 283 ENG.; V-8 327 ENG.; V-8 409			
	Pressure	70257			ENG.			
	Return	≠70551	★22"		Cyl.	②70146		
	V-8 350 ENG.; V-8 400 ENG.; V-8 454 ENG.				Pressure	70183		
	Pressure	▲71057			Return		★56"	
	Return	≠70518	★32"	39859				
	1969				1961-1960			
	6-CYL. 250 ENG.				6-CYL. 235 ENG.; V-8 283 ENG.; V-8 348 ENG.			
	Pressure	70230			Cyl.	②70146		
	Return	≠70518	★24"	39859	Pressure	70183		
					Return		★56"	

ILLUSTRATIONS

* Cut From C.P.E. 3/8" I.D. Hose: 71350 (48"), 81352 (25').
 † Cut From S.A.E. 11/32" I.D. Hose: 80062 (12"), 80063 (24"), 80064 (36"), 81353 (25').
 ★ Cut From S.A.E. 3/8" I.D. Hose: 71224 (24"), 71236 (36"), 71206 (48"), 81206 (25'). May Also Use 3/8" C.P.E.
 ♣ Cut From S.A.E. 5/8" I.D. Hose: 71351 (36").
 □ Cut From 1/2" I.D. Suction Hose: 71296 (36"), 81354 (10').
 ✦ Cut From 5/8" I.D. Suction Hose: 71207 (42"), 81355 (10').
 ✧ Cut From 3/4" I.D. Suction Hose: 71297 (36"), 81356 (10').
 ☆ See Page A14 For Pump or Gear Identification.

② Two Required.
 ③ Three Required.
 ④ Four Required.
 ≠ Cut To Fit.
 ♁ Replaces Both Upper and Lower Hose.
 ▲ 252660 Adaptor Required For Some Models.
 ♣ See Page A6 For Installation Procedure.

Power Steering Hose for Passenger Cars

Application	Assembly Number	Multi-Use Hose	End Fitting	Application	Assembly Number	Multi-Use Hose	End Fitting
CHEVROLET - Continued				CHEVROLET - Continued			
BEL AIR - Continued				BERETTA - Continued			
1959-1958				1992 - Continued			
6-CYL. 235 ENG.; V-8 283 ENG.; V-8 348 ENG.				V-6 3.1 L ENG. - Continued			
Cyl.....	②70146			Return - Cooler Tube; W/Cooler	91938		
Return		★48"		Return - Gear To Cooler	91649		
BERETTA				1991-1990			
1995				4-CYL. 2.2 L ENG.			
4-CYL. 2.2 L ENG.				Pressure			
Pressure	71411			Return - Cooler To Pump		*24"	
Return - Cooler To Pump		*24"		Return - Cooler Tube; W/Cooler	91938		
Return - Gear To Cooler	✗70442			Return - Gear To Cooler	91649		
V-6 3.1 L ENG.				4-CYL. 2.3 L ENG.			
Pressure - From Pump; W/Alt. Cool.				Pressure			
Duct (KC2)	91957			Return	71794		
Pressure - From Pump; W/O Alt. Cool.				Return	80176		
Duct	80224			V-6 3.1 L ENG.			
Pressure - To Gear	71780			Pressure - From Pump			
Return - From Gear	✗70442			Pressure - To Gear			
Return - To Pump; W/Alt. Cool. Duct				Return - Cooler To Pump			
(KC2)	80043			Return - Cooler Tube; W/Cooler			
Return - To Pump; W/O Alt. Cool. Duct		*36"		Return - Gear To Cooler			
1994				1989			
4-CYL. 2.2 L ENG.				4-CYL. 2.0 L ENG.			
Pressure	71411			Pressure			
Return - Cooler To Pump		*24"		Return - Cooler To Pump			
Return - Gear To Cooler	✗70442			Return - Cooler Tube; W/Cooler			
4-CYL. 2.3 L ENG.				Return - Gear To Cooler			
Pressure	80040			Pressure			
Return	71413			Return - Cooler To Pump			
V-6 3.1 L ENG.				V-6 2.8 L ENG.			
Pressure - From Pump				Pressure - From Pump			
Pressure - To Gear	80224			Pressure - To Gear			
Return - From Gear	71780			Return - Cooler To Pump			
Return - To Pump	✗70442			Return - Cooler Tube; W/Cooler			
		*36"		Return - Gear To Cooler			
1993				1988			
4-CYL. 2.2 L ENG.				4-CYL. 2.0 L ENG.			
Pressure	71411			Pressure; VIN 500000 & Before			
Return	70442			Pressure; VIN 500001 & After			
4-CYL. 2.3 L ENG.				Return - Cooler To Pump			
Pressure	71793			Return - Cooler Tube; W/Cooler			
Return	71413			Return - Gear To Cooler			
V-6 3.1 L ENG.				V-6 2.8 L ENG.			
Pressure - From Pump				Pressure - From Pump; VIN 500000 &			
Pressure - To Gear	80228			Before			
Return - From Gear	71780			Pressure - From Pump; VIN 500001 &			
Return - To Pump	✗70442			After			
		*42"		Pressure - To Gear; VIN 500000 & Be-			
1992				fore			
4-CYL. 2.2 L ENG.				Pressure - To Gear; VIN 500001 & Af-			
Pressure	71411			ter			
Return	70442			Return - Cooler To Pump			
4-CYL. 2.3 L ENG.				Return - Cooler Tube; W/Cooler			
Pressure	71793			Return - Gear To Cooler			
Return	71413			Pressure			
V-6 3.1 L ENG.				1987			
Pressure - From Pump				4-CYL. 2.0 L ENG.			
Pressure - To Gear	80228			Pressure			
Return - Cooler To Pump	71780			Return - Cooler To Pump			
	✗70442			Return - Cooler Tube; W/Cooler			
		*42"		Return - Gear To Cooler			

- * Cut From C.P.E. 3/8" I.D. Hose: 71350 (48"), 81352 (25').
- † Cut From S.A.E. 11/32" I.D. Hose: 80062 (12"), 80063 (24"), 80064 (36"), 81353 (25').
- ★ Cut From S.A.E. 3/8" I.D. Hose: 71224 (24"), 71236 (36"), 71206 (48"), 81206 (25'). May Also Use 3/8" C.P.E.
- ♣ Cut From S.A.E. 5/8" I.D. Hose: 71351 (36').
- Cut From 1/2" I.D. Suction Hose: 71296 (36"), 81354 (10').
- ♣ Cut From 5/8" I.D. Suction Hose: 71207 (42"), 81355 (10').
- ✦ Cut From 3/4" I.D. Suction Hose: 71297 (36"), 81356 (10').
- ☆ See Page A14 For Pump or Gear Identification.

- ② Two Required.
- ③ Three Required.
- ④ Four Required.
- ✗ Cut To Fit.
- ♣ Replaces Both Upper and Lower Hose.
- ▲ 252660 Adaptor Required For Some Models.
- ♣ See Page A6 For Installation Procedure.

SYSTEM PUMP & GEAR IDENT.

SYSTEM & COMPONENT IDENT.

PASS. CARS

LIGHT TRUCKS

MEDIUM/HEAVY TRUCKS

BUSES

HOSE NUMERICAL

REPAIR KITS

KIT NUMERICAL

ILLUSTRATIONS

Power Steering Hose for Passenger Cars

	Application	Assembly Number	Multi-Use Hose	End Fitting	Application	Assembly Number	Multi-Use Hose	End Fitting
SYSTEM PUMP & GEAR IDENT.	CHEVROLET - Continued				CHEVROLET - Continued			
SYSTEM & COMPONENT IDENT.	BERETTA - Continued				BISCAYNE - Continued			
	1987 - Continued				1969			
	V-6 2.8 L ENG. - Continued				6-CYL. 250 ENG.			
	Return - Cooler To Pump.....		*42"		Pressure	70230		
	Return - Cooler Tube; W/Cooler.....	91938			Return	≧70518	★24"	39859
	Return - Gear To Cooler.....	91649			V-8 327 ENG.; V-8 350 ENG.; V-8 396 ENG.; V-8 427 ENG.			
	BISCAYNE				Pressure	71057		
	1975-1974				Return	≧70518	★33"	39859
	V-8 350 (CANADA) ENG.; V-8 400 (CANADA) ENG.				1968			
	Pressure	70263			6-CYL. 250 ENG.			
	Return	≧70518	★20"	39135	Pressure	70230		
PASS. CARS	V-8 454 (CANADA) ENG.				Return	≧70518	★24"	39859
	Pressure	70269			V-8 307 ENG.; V-8 327 ENG.			
	Return	≧70551	★24"	39135	Pressure	70216		
	1973				Return		★33"	
	6-CYL. 250 (CANADA) ENG.				V-8 396 ENG.; V-8 427 ENG.			
	Pressure	▲71058			Return		★33"	
LIGHT TRUCKS	V-8 350 (CANADA) ENG.; V-8 400 (CANADA) ENG.				1967-1966			
	Pressure	70263			6-CYL. 250 ENG.			
	Return	≧70518	★20"	39135	Pressure	70230		
	V-8 454 (CANADA) ENG.				Return	≧70518	★24"	39859
	Pressure	70269			V-8 283 ENG.; V-8 327 ENG.			
	Return	≧70551	★24"	39135	Pressure	70216		
	1972				Return		★33"	
	6-CYL. 250 ENG.				V-8 396 ENG.; V-8 427 ENG.			
	Pressure	▲71058			Return		★33"	
	Return	≧70551	★22"	39135	1965			
MEDIUM/HEAVY TRUCKS	V-8 350 ENG.; V-8 400 ENG.				6-CYL. 230 ENG.; 6-CYL. 250 ENG.			
	Pressure	70263			Pressure	70230		
	Return		★22"		Return	≧70518	★24"	39859
BUSES	V-8 402 ENG.				V-8 283 ENG.; V-8 327 ENG.			
	Pressure; W/4-Bbl. Carb.....	70255			Pressure	70216		
	Pressure; W/O 4-Bbl. Carb.....	70263			Return		★33"	
	Return		★22"		V-8 396 ENG.			
	V-8 454 ENG.				Return		★33"	
	Pressure	70255			V-8 409 ENG.			
	Return		★22"		Return		★	
HOSE NUMERICAL	1971				1964-1963			
	6-CYL. 250 ENG.				6-CYL. 230 ENG.; V-8 283 ENG.; V-8 327 ENG.; V-8 409 ENG.			
	Pressure	▲71058			Cyl.....	②70146		
	Return		★22"		Pressure	70183		
	V-8 350 ENG.; V-8 400 ENG.; V-8 402 ENG.				Return		★56"	
	Pressure	70260			1962			
	Return		★28"		6-CYL. 235 ENG.; V-8 283 ENG.; V-8 327 ENG.; V-8 409 ENG.			
REPAIR KITS	V-8 454 ENG.				Cyl.....	②70146		
	Pressure	70255			Pressure	70183		
	Return		★28"		Return		★56"	
	1970				1961-1960			
	6-CYL. 250 ENG.				6-CYL. 235 ENG.; V-8 283 ENG.; V-8 348 ENG.			
	Pressure	70257			Cyl.....	②70146		
	Return	≧70551	★22"		Pressure	70183		
	V-8 350 ENG.; V-8 400 ENG.; V-8 454 ENG.				Return		★56"	
	Pressure	▲71057			1961-1960			
	Return	≧70518	★32"	39859	6-CYL. 235 ENG.; V-8 283 ENG.; V-8 348 ENG.			

- * Cut From C.P.E. 3/8" I.D. Hose: 71350 (48"), 81352 (25).
- † Cut From S.A.E. 11/32" I.D. Hose: 80062 (12"), 80063 (24"), 80064 (36"), 81353 (25).
- ★ Cut From S.A.E. 3/8" I.D. Hose: 71224 (24"), 71236 (36"), 71206 (48"), 81206 (25). May Also Use 3/8" C.P.E.
- ♣ Cut From S.A.E. 5/8" I.D. Hose: 71351 (36").
- Cut From 1/2" I.D. Suction Hose: 71296 (36"), 81354 (10').
- ♣ Cut From 5/8" I.D. Suction Hose: 71207 (42"), 81355 (10').
- ✱ Cut From 3/4" I.D. Suction Hose: 71297 (36"), 81356 (10').
- ☆ See Page A14 For Pump or Gear Identification.

- ② Two Required.
- ③ Three Required.
- ④ Four Required.
- ≧ Cut To Fit.
- ⊗ Replaces Both Upper and Lower Hose.
- ▲ 252660 Adaptor Required For Some Models.
- ♣ See Page A6 For Installation Procedure.

Power Steering Hose for Passenger Cars

Application	Assembly Number	Multi-Use Hose	End Fitting	Application	Assembly Number	Multi-Use Hose	End Fitting
CHEVROLET - Continued				CHEVROLET - Continued			
BISCAYNE - Continued				CAMARO - Continued			
1959-1958				1987 - Continued			
6-CYL. 235 ENG.; V-8 283 ENG.; V-8 348 ENG.				V-8 5.0 L ENG.			
Cyl.....	270146			Pressure; W/Fuel Inj.....	71122		
Return.....		★48"		Pressure - From Pump; W/O Fuel Inj.; W/A.C.....	70403		
CAMARO				Pressure - From Pump; W/O Fuel Inj.; W/O A.C.....			
1995				Pressure - To Gear; W/O Fuel Inj.....			
V-6 3.4 L ENG.				Return; W/Fuel Inj.....	71122	*12"	
Pressure.....	71796			Return - From Gear; W/Cooler.....	39138		
Return.....	80047			Return - To Pump.....	91959	*12"	
V-6 3.8 L ENG.				V-8 5.7 L ENG.			
Pressure.....	80048			Pressure.....	71122	*12"	
Return.....	80187			Return.....	91959	*12"	
V-8 5.7 L ENG.				Return - From Gear; W/Cooler.....			
Pressure.....	71797			Return - To Pump.....		*12"	
Return.....	91803			1986			
1994-1993				4-CYL. 2.5 L ENG.			
V-6 3.4 L ENG.				Pressure - From Pump.....			
Pressure.....	71796			Pressure - To Gear.....	71222		
Return.....	80047			Reservoir.....	71318	✦	
V-8 5.7 L ENG.				Return - To Pump.....		*13"	
Pressure.....	71797			V-6 2.8 L ENG.			
Return.....	91803			Pressure - Pump To Tee.....	71275		
1992-1990				Pressure - Tee To Gear.....			
V-6 3.1 L ENG.				Return - To Pump.....			
Pressure.....	71422			Pressure.....	71122		
Return - Cooler To Pump.....		*14"		Pressure; W/Fuel Inj.....	71122		
Return - From Gear; W/Cooler.....	91959			Pressure - From Pump; W/O Fuel Inj.; W/A.C.....	70403		
V-8 5.0 L ENG.				Pressure - From Pump; W/O Fuel Inj.; W/O A.C.....	71122		
Pressure; Eng. VIN E; W/A.C.....	71422			Pressure - To Gear; W/O Fuel Inj.....	39138	*12"	
Pressure; Eng. VIN E; W/O A.C.....	71094			Return; W/Fuel Inj.....	91959	*12"	
Return - From Gear; W/Cooler.....	91959			Return - From Gear; W/Cooler.....		*12"	
Return - Pump To Cooler.....		*10"		Return - To Pump.....			
V-8 5.7 L ENG.				1985			
Pressure.....	71094			4-CYL. 2.5 L ENG.			
Return - From Gear; W/Cooler.....	91959			Pressure - From Pump; W/A.C.....	71222		
Return - Pump To Cooler.....		*10"		Pressure - From Pump; W/O A.C.....	71221		
1989-1988				Pressure - To Gear.....			
V-6 2.8 L ENG.				Reservoir.....			
Pressure.....	71422			Return.....		✦	
Return.....		*14"		V-6 2.8 L ENG.			
V-8 5.0 L ENG.				Pressure; W/O A.C.....	71272		
Pressure; Eng. VIN E; W/A.C.....	71422			Pressure - Pump To Tee; W/A.C.....	71275		
Pressure; Eng. VIN E; W/O A.C.....	71094			Pressure - Tee To Gear; W/A.C.....	71318		
Return - From Gear; W/Cooler.....	91959			Return; W/O A.C.....		*17"	
Return - Pump To Cooler.....		*10"		Return - Pump To Tee; W/A.C.....		*17"	
V-8 5.7 L ENG.				V-8 5.0 L ENG.			
Pressure.....	71094			Pressure.....	71122		
Return - From Gear; W/Cooler.....	91959			Return.....		*12"	
Return - Pump To Cooler.....		*10"		1984-1983			
1987				4-CYL. 2.5 L ENG.			
V-6 2.8 L ENG.				Pressure - From Pump; W/A.C.....			
Pressure - Pump To Tee.....	71275			Pressure - From Pump; W/O A.C.....	71221		
Pressure - Tee To Gear.....	71318			Pressure - To Gear.....	71318		
Return.....		*14"		Reservoir.....		✦	
				Return.....		*13"	

SYSTEM PUMP & GEAR IDENT.

SYSTEM & COMPONENT IDENT.

PASS. CARS

LIGHT TRUCKS

MEDIUM/HEAVY TRUCKS

BUSES

HOSE NUMERICAL

REPAIR KITS

KIT NUMERICAL

ILLUSTRATIONS

* Cut From C.P.E. 3/8" I.D. Hose: 71350 (48"), 81352 (25').
 † Cut From S.A.E. 11/32" I.D. Hose: 80062 (12"), 80063 (24"), 80064 (36"), 81353 (25').
 ★ Cut From S.A.E. 3/8" I.D. Hose: 71224 (24"), 71236 (36"), 71206 (48"), 81206 (25'). May Also Use 3/8" C.P.E.
 ✦ Cut From S.A.E. 5/8" I.D. Hose: 71351 (36").
 □ Cut From 1/2" I.D. Suction Hose: 71296 (36"), 81354 (10').
 ✧ Cut From 5/8" I.D. Suction Hose: 71207 (42"), 81355 (10').
 ✨ Cut From 3/4" I.D. Suction Hose: 71297 (36"), 81356 (10').
 ☆ See Page A14 For Pump or Gear Identification.

② Two Required.
 ③ Three Required.
 ④ Four Required.
 ≧ Cut To Fit.
 ✧ Replaces Both Upper and Lower Hose.
 ▲ 252660 Adaptor Required For Some Models.
 ✦ See Page A6 For Installation Procedure.

Power Steering Hose for Passenger Cars

	Application	Assembly Number	Multi-Use Hose	End Fitting	Application	Assembly Number	Multi-Use Hose	End Fitting
SYSTEM PUMP & GEAR IDENT.	CHEVROLET - Continued				CHEVROLET - Continued			
SYSTEM & COMPONENT IDENT.	CAMARO - Continued				CAMARO - Continued			
	1984-1983 - Continued				1976 - Continued			
	V-6 2.8 L ENG.				6-CYL. 250 ENG. - Continued			
	Pressure; W/O A.C.	71074			Pressure; W/O A.P.	80132		
	Pressure - Pump To Tee; W/A.C.	71220			Return		★	
	Pressure - Tee To Gear; W/A.C.	71318			V-8 305 ENG.; V-8 350 ENG.			
	Return; W/O A.C.		★18"		Pressure	70263		
	Return - Pump To Tee; W/A.C.		★18"		Return	☞70629	★24"	39859
	V-8 5.0 L ENG.				1975			
	Pressure	71122		★15"	6-CYL. 250 ENG.			
	Return				Pressure	▲71058		
	1982				Return			
	4-CYL. 2.5 L ENG.				☞70629			
	Pressure - From Pump; W/A.C.	71222			V-8 350 ENG.			
	Pressure - From Pump; W/O A.C.	71221			Pressure	70263		
	Pressure - To Gear	71318			Return	☞70629	★24"	39859
	Reservoir		♣		1974			
	Return		★13"		6-CYL. 250 ENG.			
	V-6 2.8 L ENG.				Pressure			
	Pressure; W/A.C.; Early; 1-Piece Hose..	71074			Return	▲71058	★22"	39859
	Pressure; W/O A.C.	71074			V-8 350 ENG.			
	Pressure - Pump To Tee; W/A.C.; Late; 2-Piece Hose	71220			Pressure	70263		
	Pressure - Tee To Gear; W/A.C.; Late..	71318			Return; Base Model	☞70629	★24"	39859
	Return		★17"		Return; Z28	☞70551	★24"	39859
	V-8 5.0 L ENG.				1973			
	Pressure	71122		★12"	6-CYL. 250 ENG.			
	Return				Pressure	▲71058		
	1981-1980				Return			
	V-6 3.8 L ENG.				☞70629			
	Pressure; Eng. VIN A; W/Calif. Emis- sion System	71072			V-8 307 ENG.			
	Pressure; Eng. VIN K; W/O Calif. Emis- sion System	71071			Pressure	70263		
	Return		★18"	39106	Return	☞70629	★24"	39859
	V-8 4.4 L ENG.; V-8 5.0 L ENG.; V-8 5.7 L ENG.				V-8 350 ENG.			
	Pressure	71122		★18"	39106	Pressure	70263	
	Return				Return; Base Model	☞70629	★24"	39859
	Return				Return; Z28	☞70551	★24"	39859
	1979-1978				1972			
	6-CYL. 250 ENG.				6-CYL. 250 ENG.			
	Pressure; W/A.P.	80133			Pressure	71058		
	Pressure; W/O A.P.	80132			Return	☞70551	★22"	39135
	Return	☞70629	★12"	39859	V-8 307 ENG.; V-8 350 ENG.; V-8 402 ENG.			
	V-8 305 ENG.; V-8 350 ENG.				Pressure			
	Pressure	80116			Return	☞70551	★28"	39135
	Return	☞70551	★20"	39135	1971			
	1977				6-CYL. 250 ENG.			
	6-CYL. 250 ENG.				Pressure			
	Pressure; W/A.P.	80133			Return	☞70551	★22"	39135
	Pressure; W/O A.P.	80132			V-8 307 ENG.; V-8 350 ENG.; V-8 400 ENG.; V-8 402 ENG.			
	Return	☞70518	★16"	39859	Pressure	70255		
	V-8 305 ENG.; V-8 350 ENG.				Return			
	Pressure	80116			☞70551	★28"	39135	
	Return	☞70518	★20"	39135	1970			
	1976				6-CYL. 250 ENG.			
	6-CYL. 250 ENG.				Pressure			
	Pressure; W/A.P.	80133			Return	71058		
					Return	☞70551	★22"	39135
					V-8 307 ENG.; V-8 350 ENG.; V-8 402 ENG.			
					Pressure	70255		
					Return	☞70551	★28"	39135

ILLUSTRATIONS

* Cut From C.P.E. 3/8" I.D. Hose: 71350 (48"), 81352 (25").
 † Cut From S.A.E. 11/32" I.D. Hose: 80062 (12"), 80063 (24"), 80064 (36"), 81353 (25").
 ★ Cut From S.A.E. 3/8" I.D. Hose: 71224 (24"), 71236 (36"), 71206 (48"), 81206 (25"). May Also Use 3/8" C.P.E.
 ♣ Cut From S.A.E. 5/8" I.D. Hose: 71351 (36").
 □ Cut From 1/2" I.D. Suction Hose: 71296 (36"), 81354 (10').
 ♠ Cut From 5/8" I.D. Suction Hose: 71207 (42"), 81355 (10').
 ✱ Cut From 3/4" I.D. Suction Hose: 71297 (36"), 81356 (10').
 ☆ See Page A14 For Pump or Gear Identification.

② Two Required.
 ③ Three Required.
 ④ Four Required.
 ☞ Cut To Fit.
 ♣ Replaces Both Upper and Lower Hose.
 ▲ 252660 Adaptor Required For Some Models.
 ♣ See Page A6 For Installation Procedure.

Power Steering Hose for Passenger Cars

Application	Assembly Number	Multi-Use Hose	End Fitting	Application	Assembly Number	Multi-Use Hose	End Fitting
CHEVROLET - Continued				CHEVROLET - Continued			
CAMARO - Continued				CAPRICE - Continued			
1969				1989			
6-CYL. 230 ENG.; 6-CYL. 250 ENG.				V-6 4.3 L ENG.; V-8 5.7 L ENG.			
Pressure	70230			Pressure	71422		
Return	✂70551	★27"	39135	Return	71322		
V-8 302 ENG.; V-8 307 ENG.; V-8 327 ENG.; V-8 350 ENG.;				V-8 5.0 L ENG.			
V-8 396 ENG.; V-8 427 ENG.				Pressure; Eng. VIN Y			
Pressure	70248			Pressure; W/A.C.; Eng. VIN E	71120		
Return	✂70551	★27"	39135	Pressure; W/O A.C.; Eng. VIN E	71422		
1968				Return; Eng. VIN E			
6-CYL. 230 ENG.; 6-CYL. 250 ENG.; V-8 302 ENG.; V-8 327				Return; Eng. VIN Y			
ENG.; V-8 350 ENG.; V-8 396 ENG.							
Pressure	70230			1988-1987			
Return	✂70551	★27"	39135	V-6 4.3 L ENG.			
1967				Pressure; W/A.C.			
6-CYL. 230 ENG.; 6-CYL. 250 ENG.; V-8 302 ENG.; V-8 327				Pressure; W/O A.C.			
ENG.; V-8 350 ENG.; V-8 396 ENG.; V-8 427 ENG.				Return; W/A.C.			
Pressure	70230			Return; W/O A.C.			
Return	✂70551	★27"	39135	V-8 5.0 L ENG.			
CAPRICE				Pressure; W/A.C.; Eng. VIN Y			
1995-1994				Pressure; W/O A.C.; Eng. VIN H			
V-8 4.3 L ENG.; V-8 5.7 L ENG.				Pressure - Pump To Tee; W/A.C.; Eng.			
Pressure	91780			VIN H			
Return; W/Cooler	91802			Pressure - Tee To Gear; W/A.C.; Eng.			
Return; W/O Cooler	80039			VIN H			
1993-1992				Return; W/A.C.; Eng. VIN Y			
V-6 4.3 L ENG.				Return; W/O A.C.; Eng. VIN H			
Pressure	71791			Return - Pump To Tee; W/A.C.; Eng.			
Return	80037			VIN H			
V-8 5.0 L ENG.; V-8 5.7 L ENG.				V-8 5.7 L ENG.			
Pressure	71792			Pressure; W/O A.C.			
Return; W/O Cooler	80037			Pressure - Pump To Tee; W/A.C.			
Return - Cooler To Pump		★13"		Pressure - Tee To Gear; W/A.C.			
1991				Return; W/O A.C.			
V-8 5.0 L ENG.; V-8 5.7 L ENG.				Return - Pump To Tee; W/A.C.			
Pressure	71792			VIN H			
Return; W/O Cooler	80037			Return; Eng. VIN Y			
Return - Cooler To Pump		★13"		Return; W/O A.C.; Eng. VIN H			
1990				Return - Pump To Tee; W/A.C.; Eng.			
V-6 4.3 L ENG.				VIN H			
Pressure	71422			V-8 5.7 L ENG.			
Return	71322			Pressure; W/O A.C.			
V-8 5.0 L ENG.				Pressure - Pump To Tee; W/A.C.			
Pressure; Eng. VIN Y	71120			Pressure - Tee To Gear; W/A.C.			
Pressure; W/A.C.; Eng. VIN E	71422			Return; W/O A.C.			
Pressure; W/O A.C.; Eng. VIN E	71094			Return - Pump To Tee; W/A.C.			
Return; Eng. VIN E	71322			VIN H			
Return; Eng. VIN Y		★11"		1986			
V-8 5.7 L ENG.				V-6 4.3 L ENG.			
Pressure	71422			Pressure; W/A.C.			
Return		★11"		Pressure; W/O A.C.			
1989				Return; W/A.C.			
V-6 4.3 L ENG.; V-8 5.7 L ENG.				Return; W/O A.C.			
Pressure	71422			Return; W/O A.C.			
Return	71322			V-8 5.0 L ENG.			
V-8 5.0 L ENG.				Pressure; Eng. VIN Y			
Pressure; Eng. VIN Y	71120			Pressure; W/O A.C.; Eng. VIN H			
Pressure; W/A.C.; Eng. VIN E	71422			Pressure - Pump To Tee; W/A.C.; Eng.			
Pressure; W/O A.C.; Eng. VIN E	71094			VIN H			
Return; Eng. VIN E	71322			Pressure - Tee To Gear; W/A.C.; Eng.			
Return; Eng. VIN Y		★11"		VIN H			
1988-1987				Return; Eng. VIN Y			
V-6 4.3 L ENG.				Return; W/O A.C.; Eng. VIN H			
Pressure; W/A.C.	70409			Return - Pump To Tee; W/A.C.; Eng.			
Pressure; W/O A.C.	80136			VIN H			
Return; W/A.C.		★10"		V-8 5.7 L ENG.			
Return; W/O A.C.		*		Pressure; W/O A.C.			
V-8 5.0 L ENG.				Pressure - Pump To Tee; W/A.C.			
Pressure; W/A.C.; Eng. VIN Y	71120			Pressure - Tee To Gear; W/A.C.			
Pressure; W/O A.C.; Eng. VIN H	71074			Return; W/O A.C.			
Pressure - Pump To Tee; W/A.C.; Eng.	70404			Return - Pump To Tee; W/A.C.			
VIN H	70404			VIN H			
Pressure - Tee To Gear; W/A.C.; Eng.	39138			1985			
VIN H	39138			V-6 3.8 L ENG. (CANADA); V-6 4.3 L ENG.			
Return; W/A.C.; Eng. VIN Y		★11"		Pressure			
Return; W/O A.C.; Eng. VIN H		★12"		Return			
Return - Pump To Tee; W/A.C.; Eng.		★11"					
VIN H		★9"					
V-8 5.7 L ENG.							
Pressure; W/O A.C.	71074						
Pressure - Pump To Tee; W/A.C.	70404						
Pressure - Tee To Gear; W/A.C.	39138						
Return; W/O A.C.		★12"					
Return - Pump To Tee; W/A.C.		★9"					
VIN H		★9"					
1986							
V-6 4.3 L ENG.							
Pressure; W/A.C.	70409						
Pressure; W/O A.C.	80136						
Return; W/A.C.		★10"					
Return; W/O A.C.		*					
V-8 5.0 L ENG.							
Pressure; Eng. VIN Y	71120						
Pressure; W/O A.C.; Eng. VIN H	71074						
Pressure - Pump To Tee; W/A.C.; Eng.	70404						
VIN H	70404						
Pressure - Tee To Gear; W/A.C.; Eng.	39138						
VIN H	39138						
Return; Eng. VIN Y		★11"					
Return; W/O A.C.; Eng. VIN H		★12"					
Return - Pump To Tee; W/A.C.; Eng.		★9"					
VIN H		★9"					
V-8 5.7 L ENG.							
Pressure; W/O A.C.	71074						
Pressure - Pump To Tee; W/A.C.	70404						
Pressure - Tee To Gear; W/A.C.	39138						
Return; W/O A.C.		★12"					
Return - Pump To Tee; W/A.C.		★9"					
VIN H		★9"					
1985							
V-6 3.8 L ENG. (CANADA); V-6 4.3 L ENG.							
Pressure	80136						
Return		★10"					

* Cut From C.P.E. 3/8" I.D. Hose: 71350 (48"), 81352 (25").
 † Cut From S.A.E. 11/32" I.D. Hose: 80062 (12"), 80063 (24"), 80064 (36"), 81353 (25").
 ★ Cut From S.A.E. 3/8" I.D. Hose: 71224 (24"), 71236 (36"), 71206 (48"), 81206 (25"). May Also Use 3/8" C.P.E.
 ❖ Cut From S.A.E. 5/8" I.D. Hose: 71351 (36").
 □ Cut From 1/2" I.D. Suction Hose: 71296 (36"), 81354 (10').
 ❖ Cut From 5/8" I.D. Suction Hose: 71207 (42"), 81355 (10').
 * Cut From 3/4" I.D. Suction Hose: 71297 (36"), 81356 (10').
 ☆ See Page A14 For Pump or Gear Identification.

② Two Required.
 ③ Three Required.
 ④ Four Required.
 ✂ Cut To Fit.
 * Replaces Both Upper and Lower Hose.
 ▲ 252660 Adaptor Required For Some Models.
 ❖ See Page A6 For Installation Procedure.

SYSTEM
PUMP &
GEAR
IDENT.

SYSTEM &
COM-
PONENT
IDENT.

PASS.
CARS

LIGHT
TRUCKS

MEDIUM/
HEAVY
TRUCKS

BUSES

HOSE
NUMER-
ICAL

REPAIR
KITS

KIT
NUMER-
ICAL

ILLUSTRATIONS

Power Steering Hose for Passenger Cars

	Application	Assembly Number	Multi-Use Hose	End Fitting	Application	Assembly Number	Multi-Use Hose	End Fitting
SYSTEM PUMP & GEAR IDENT.	CHEVROLET - Continued				CHEVROLET - Continued			
	CAPRICE - Continued				CAPRICE - Continued			
	1985 - Continued				1983 - Continued			
	V-8 5.0 L ENG.				V-8 5.7 L DIESEL ENG. - Continued			
	Pressure; Conventional System.....	71074			Return - Hydroboost To Pump.....		*42"	
	Pressure - Hydroboost To Gear; Hydroboost System.....	71246						
	Pressure - Pump To Hydroboost; Hydroboost System.....	71245						
	Return; Conventional System.....			*11"				
	Return - Gear To Pump; Hydroboost System.....			*12"				
	Return - Hydroboost To Pump; Hydroboost System.....			*41"				
	V-8 5.7 L DIESEL ENG.				V-8 4.4 L ENG.; V-8 5.0 L ENG.; V-8 5.7 L ENG.			
	Pressure - Hydroboost To Gear; OE design change from a pressure pipe to a pressure hose. Use hose listed as replacement part.....	71068			Pressure.....	71074		
	Pressure - Pump To Hydroboost.....	71199			Return.....		*12"	
	Return - Gear To Pump.....			*13"				
	Return - Hydroboost To Pump.....			*36"				
	1984				V-8 5.7 L DIESEL ENG.			
	V-6 3.8 L ENG.				Pressure - Hydroboost To Gear; OE design change from a pressure pipe to a pressure hose. Use hose listed as replacement part.....			
	Pressure; Eng. VIN A; W/Calif. Emission System.....	80121				71068		
	Return; Eng. VIN A; W/Calif. Emission System.....			*15"		71199		
	V-8 5.0 L ENG.				Pressure - Pump To Hydroboost.....			
	Pressure; Conventional System.....	71074						*18"
	Pressure - Hydroboost To Gear; Hydroboost System.....	71246						*42"
	Pressure - Pump To Hydroboost; Hydroboost System.....	71245						
	Return; Conventional System.....			*12"				
	Return - Gear To Pump; Hydroboost System.....			*12"				
	Return - Hydroboost To Pump; Hydroboost System.....			*41"				
	V-8 5.7 L DIESEL ENG.				V-8 4.4 L ENG.; V-8 5.0 L ENG.			
	Pressure - Hydroboost To Gear; OE design change from a pressure pipe to a pressure hose. Use hose listed as replacement part.....	71068			Pressure.....	71074		
	Pressure - Pump To Hydroboost.....	71199			Return.....		*24"	39106
	Return - Gear To Pump.....			*13"				
	Return - Hydroboost To Pump.....			*36"				
	1983				V-8 5.7 L DIESEL ENG.			
	V-6 3.8 L ENG.				Pressure - Hydroboost To Gear; OE design change from a pressure pipe to a pressure hose. Use hose listed as replacement part.....			
	Pressure; Eng. VIN A; W/Calif. Emission System.....	80121				71068		
	Return; Eng. VIN A; W/Calif. Emission System.....			*15"		71199		
	V-8 5.0 L ENG.				Pressure - Pump To Hydroboost.....			
	Pressure.....	71074						*18"
	Return.....			*12"				*48"
	V-8 5.7 L DIESEL ENG.				1980			
	Pressure - Hydroboost To Gear; OE design change from a pressure pipe to a pressure hose. Use hose listed as replacement part.....	71068			V-6 3.8 L ENG.			
	Pressure - Pump To Hydroboost.....	71199			Pressure; Eng. VIN K; W/O Calif. Emission System.....			
	Return - Gear To Pump.....			*13"				
	Return - Hydroboost To Pump.....			*36"	Pressure; W/A.P.; Eng. VIN A; W/Calif. Emission System.....			
					Pressure; W/O A.P.; W/Flared Fitting; Eng. VIN A; W/Calif. Emission System.....			
					Pressure; W/O A.P.; W/O-Ring Fitting; Eng. VIN A; W/Calif. Emission System.....			
					Return; Eng. VIN A; W/Calif. Emission System.....			
								*12"

ILLUSTRATIONS

- * Cut From C.P.E. 3/8" I.D. Hose: 71350 (48"), 81352 (25).
- † Cut From S.A.E. 11/32" I.D. Hose: 80062 (12"), 80063 (24"), 80064 (36"), 81353 (25).
- ★ Cut From S.A.E. 3/8" I.D. Hose: 71224 (24"), 71236 (36"), 71206 (48"), 81206 (25). May Also Use 3/8" C.P.E.
- ♣ Cut From S.A.E. 5/8" I.D. Hose: 71351 (36").
- Cut From 1/2" I.D. Suction Hose: 71296 (36"), 81354 (10').
- ✦ Cut From 5/8" I.D. Suction Hose: 71207 (42"), 81355 (10').
- ✧ Cut From 3/4" I.D. Suction Hose: 71297 (36"), 81356 (10').
- ☆ See Page A14 For Pump or Gear Identification.

- Ⓜ Two Required.
- Ⓝ Three Required.
- Ⓞ Four Required.
- ≠ Cut To Fit.
- ⊗ Replaces Both Upper and Lower Hose.
- ▲ 252660 Adaptor Required For Some Models.
- ♣ See Page A6 For Installation Procedure.

Power Steering Hose for Passenger Cars

Application	Assembly Number	Multi-Use Hose	End Fitting	Application	Assembly Number	Multi-Use Hose	End Fitting
CHEVROLET - Continued				CHEVROLET - Continued			
CAPRICE - Continued				CAPRICE - Continued			
1980 - Continued				1972 - Continued			
V-6 3.8 L ENG. - Continued				V-8 402 ENG.			
Return; Eng. VIN K; W/O Calif. Emission System.....		*18"	39106	Pressure; W/4-Bbl. Carb.....	70255		
				Pressure; W/O 4-Bbl. Carb.....	70263		
				Return		*22"	
V-8 4.4 L ENG.; V-8 5.0 L ENG.; V-8 5.7 L ENG.				V-8 454 ENG.			
Pressure	71074			Pressure	70255		
Return		*20"	39106	Return		*22"	
V-8 5.7 L DIESEL ENG.				1971			
Pressure - Hydroboost To Gear; OE design change from a pressure pipe to a pressure hose. Use hose listed as replacement part.....	71068			V-8 350 ENG.; V-8 402 ENG.			
Pressure - Pump To Hydroboost.....	71089			Pressure	70260		
Return - Gear To Pump.....		*18"	39106	Return		*28"	
Return - Hydroboost To Pump.....		*48"		V-8 400 ENG.			
				Pressure; W/4-Bbl. Carb.....	70255		
1979				Pressure; W/O 4-Bbl. Carb.....	70260		
6-CYL. 250 ENG.				Return		*28"	
Pressure; W/A.P.....	80133			V-8 454 ENG.			
Pressure; W/O A.P.....	70247			Pressure	70255		
Return; W/A.P.....	✕70518	★		Return		*28"	
Return; W/O A.P.....	✕70177	*18"	39859	1970			
V-8 305 ENG.; V-8 350 ENG.				V-8 350 ENG.; V-8 400 ENG.; V-8 454 ENG.			
Pressure	70260			Pressure	▲71057		
Return	✕70518	*20"	39135	Return	✕70518	*32"	39859
1978				1969			
6-CYL. 250 ENG.				V-8 327 ENG.; V-8 350 ENG.; V-8 396 ENG.; V-8 427 ENG.			
Pressure; W/A.P.....	80133			Pressure	71057		
Pressure; W/O A.P.....	70247			Return	✕70518	*33"	39859
Return; W/A.P.....	✕70518	★		1968			
Return; W/O A.P.....	✕70177	*18"	39859	V-8 307 ENG.; V-8 327 ENG.			
V-8 305 ENG.				Pressure	70216		
Pressure	70277			Return		*33"	
Return	✕70518	*20"	39135	V-8 396 ENG.; V-8 427 ENG.			
V-8 350 ENG.				Pressure			
Pressure	70260			Return		*33"	
Return	✕70518	*20"	39135	1967			
1977				V-8 283 ENG.; V-8 327 ENG.			
6-CYL. 250 ENG.				Pressure	70216		
Pressure; W/A.P.....	80133			Return		*33"	
Pressure; W/O A.P.....	80132			V-8 396 ENG.; V-8 427 ENG.			
Return	✕70518	*16"	39859	Pressure	◇71307		
V-8 305 ENG.; V-8 350 ENG.				Return		*33"	
Pressure	80116			1966			
Return	✕70518	*20"	39135	V-8 283 ENG.; V-8 327 ENG.			
1976-1973				Pressure	70216		
V-8 350 ENG.; V-8 400 ENG.				Return		*33"	
Pressure	70263			V-8 396 ENG.; V-8 427 ENG.			
Return	✕70518	*20"	39135	Return		*33"	
V-8 454 ENG.				CAVALIER			
Pressure	70269			1995			
Return	✕70551	*24"	39135	4-CYL. 2.2 L ENG.			
1972				Pressure	80049		
V-8 350 ENG.; V-8 400 ENG.				Return	91804		
Pressure	70263						
Return		*22"					

SYSTEM PUMP & GEAR IDENT.

SYSTEM & COMPONENT IDENT.

PASS. CARS

LIGHT TRUCKS

MEDIUM/HEAVY TRUCKS

BUSES

HOSE NUMERICAL

REPAIR KITS

KIT NUMERICAL

ILLUSTRATIONS

* Cut From C.P.E. 3/8" I.D. Hose: 71350 (48"), 81352 (25').
 † Cut From S.A.E. 11/32" I.D. Hose: 80062 (12"), 80063 (24"), 80064 (36"), 81353 (25').
 ★ Cut From S.A.E. 3/8" I.D. Hose: 71224 (24"), 71236 (36"), 71206 (48"), 81206 (25'). May Also Use 3/8" C.P.E.
 ❖ Cut From S.A.E. 5/8" I.D. Hose: 71351 (36").
 □ Cut From 1/2" I.D. Suction Hose: 71296 (36"), 81354 (10').
 ❖ Cut From 5/8" I.D. Suction Hose: 71207 (42"), 81355 (10').
 ✱ Cut From 3/4" I.D. Suction Hose: 71297 (36"), 81356 (10').
 ☆ See Page A14 For Pump or Gear Identification.

Ⓜ Two Required.
 Ⓝ Three Required.
 Ⓞ Four Required.
 ✂ Cut To Fit.
 ⬤ Replaces Both Upper and Lower Hose.
 ▲ 252660 Adaptor Required For Some Models.
 ❖ See Page A6 For Installation Procedure.

Power Steering Hose for Passenger Cars

	Application	Assembly Number	Multi-Use Hose	End Fitting	Application	Assembly Number	Multi-Use Hose	End Fitting	
SYSTEM PUMP & GEAR IDENT.	CHEVROLET - Continued				CHEVROLET - Continued				
	CAVALIER - Continued				CAVALIER - Continued				
	1995 - Continued				1986				
	4-CYL. 2.3 L ENG.				4-CYL. 2.0 L ENG.				
		Pressure - To Gear.....	80050			71273			
		Return - From Gear.....	80052					*44"	
	1994-1993								
	4-CYL. 2.2 L ENG.				V-6 2.8 L ENG.				
		Pressure	71411			71317			
		Return	≠70442			71271			
	V-6 3.1 L ENG.								
		Pressure - From Pump.....	91958					♣	
	Pressure - To Gear.....	91717					*36"		
	Return - From Gear; W/Auto. Trans.	91649			91938				
	Return - From Gear; W/Man. Trans.	≠70442			91648				
SYSTEM & COMPONENT IDENT.	1992-1990				1985				
	4-CYL. 2.2 L ENG.				4-CYL. 2.0 L ENG.				
		Pressure	71411			71273			
		Return	≠70442					♣	
	V-6 3.1 L ENG.								
		Pressure - From Pump.....	91958					*44"	
		Pressure - To Gear.....	91717						
		Return - Cooler To Pump.....		*42"		91938			
		Return - Cooler Tube; W/Cooler	91938			71320			
		Return - Gear To Cooler	91649					*10"	
	PASS. CARS	1989				V-6 2.8 L ENG.			
		4-CYL. 2.0 L ENG.							
		Pressure	71411			71317			
		Return	≠70442			71271			
1988									
4-CYL. 2.0 L ENG.									
		Pressure - From Pump.....	91958					♣	
		Pressure - To Gear.....	91717					*36"	
		Return - Cooler To Pump.....		*42"		91938			
		Return - Cooler Tube; W/Cooler	91938			71320			
		Return - Gear To Cooler	91649					*10"	
LIGHT TRUCKS		1984				1984			
	4-CYL. 2.0 L ENG.				4-CYL. 2.0 L ENG.				
		Pressure - From Pump.....	71181			71181			
		Pressure - To Gear.....	71316			71316			
		Return - Cooler To Pump.....		*42"		80163			
		Return - Cooler Tube; W/Cooler	91938					*36"	
		Return - Gear To Cooler	91649					*13"	
	1988								
	4-CYL. 2.0 L ENG.								
		Pressure	71406						
		Return	≠70442						
	1987								
4-CYL. 2.0 L ENG.									
	Pressure	71273							
	Return - Cooler To Pump.....		*26"						
	Return - Cooler Tube; W/Cooler	91938							
	Return - Gear To Cooler	91649							
MEDIUM/HEAVY TRUCKS	1982				1982				
	4-CYL. 2.0 L ENG.				4-CYL. 2.0 L ENG.				
		Pressure - From Pump.....	91958			71181			
		Pressure - To Gear.....	70418			71315			
		Return - Cooler To Pump.....		*42"		80163			*18"
		Return - Cooler Tube; W/Cooler	91938						
		Return - Gear To Cooler	91649						
	1987								
	4-CYL. 2.0 L ENG.								
		Pressure	71273						
		Return - Cooler To Pump.....		*26"					
		Return - Cooler Tube; W/Cooler	91938						
	Return - Gear To Cooler	91649							
HOSE NUMERICAL	1987				1987				
	4-CYL. 2.0 L ENG.				4-CYL. 1.8 L ENG.				
		Pressure	71273			71181			
		Return - Cooler To Pump.....		*26"		71315			
		Return - Cooler Tube; W/Cooler	91938			80163			
		Return - Gear To Cooler	91649					*18"	
	1987								
	4-CYL. 2.0 L ENG.								
		Pressure	71273						
		Return - Cooler To Pump.....		*26"					
		Return - Cooler Tube; W/Cooler	91938						
		Return - Gear To Cooler	91649						
REPAIR KITS	1982				1982				
	4-CYL. 2.0 L ENG.				4-CYL. 2.0 L ENG.				
		Pressure	71273			71181			
		Return - Cooler To Pump.....		*26"		71315			
		Return - Cooler Tube; W/Cooler	91938			80163			
		Return - Gear To Cooler	91649					*18"	
	1987								
	4-CYL. 2.0 L ENG.								
		Pressure	71273						
		Return - Cooler To Pump.....		*26"					
		Return - Cooler Tube; W/Cooler	91938						
		Return - Gear To Cooler	91649						
KIT NUMERICAL	1982				1982				
	4-CYL. 2.0 L ENG.				4-CYL. 2.0 L ENG.				
		Pressure	71273			71181			
		Return - Cooler To Pump.....		*26"		71315			
		Return - Cooler Tube; W/Cooler	91938			80163			
		Return - Gear To Cooler	91649					*18"	
	1987								
	4-CYL. 2.0 L ENG.								
		Pressure	71273						
		Return - Cooler To Pump.....		*26"					
		Return - Cooler Tube; W/Cooler	91938						
		Return - Gear To Cooler	91649						
ILLUSTRATIONS	1987				1987				
	4-CYL. 2.0 L ENG.				4-CYL. 2.5 L ENG.				
		Pressure	71273			91655			
		Return - Cooler To Pump.....		*26"		91551			
		Return - Cooler Tube; W/Cooler	91938						
		Return - Gear To Cooler	91649						
	1987								
	4-CYL. 2.0 L ENG.								
		Pressure	71273						
		Return - Cooler To Pump.....		*26"					
		Return - Cooler Tube; W/Cooler	91938						
		Return - Gear To Cooler	91649						

* Cut From C.P.E. 3/8" I.D. Hose: 71350 (48"), 81352 (25').
 † Cut From S.A.E. 11/32" I.D. Hose: 80062 (12"), 80063 (24"), 80064 (36"), 81353 (25').
 ★ Cut From S.A.E. 3/8" I.D. Hose: 71224 (24"), 71236 (36"), 71206 (48"), 81206 (25'). May Also Use 3/8" C.P.E.
 ♣ Cut From S.A.E. 5/8" I.D. Hose: 71351 (36").
 □ Cut From 1/2" I.D. Suction Hose: 71296 (36"), 81354 (10').
 ♠ Cut From 5/8" I.D. Suction Hose: 71207 (42"), 81355 (10').
 ✱ Cut From 3/4" I.D. Suction Hose: 71297 (36"), 81356 (10').
 ☆ See Page A14 For Pump or Gear Identification.

ⓐ Two Required.
 ⓑ Three Required.
 ⓒ Four Required.
 ≯ Cut To Fit.
 ♣ Replaces Both Upper and Lower Hose.
 ▲ 252660 Adaptor Required For Some Models.
 ♠ See Page A6 For Installation Procedure.

Power Steering Hose for Passenger Cars

Application	Assembly Number	Multi-Use Hose	End Fitting	Application	Assembly Number	Multi-Use Hose	End Fitting
CHEVROLET - Continued				CHEVROLET - Continued			
CELEBRITY - Continued				CELEBRITY - Continued			
1990 - Continued				1985 - Continued			
V-6 3.1 L ENG. - Continued				V-6 4.3 L DIESEL ENG.			
Return - From Gear	91937			Pressure	91509		
Return - Pipe To Pump; W/Cooler		*3"		Reservoir		✦	
1989-1988				1984			
4-CYL. 2.5 L ENG.				4-CYL. 2.5 L ENG.			
Pressure	91655			Pressure - From Pump	91526		
Return	91551			Pressure - To Gear	71188		
V-6 2.8 L ENG.				V-6 2.8 L ENG.			
Pressure	91658			Return - From Gear	✧71322		*5"
Return - Cooler To Pipe		*10"		Return - To Pump			
Return - From Gear	91937			V-6 2.8 L ENG.			
Return - Pipe To Pump; W/Cooler		*3"		Pressure; W/O A.C.	91864		
1987				V-6 4.3 L DIESEL ENG.			
4-CYL. 2.5 L ENG.				1983			
Pressure; Early; W/18mm End Fittings ..	91865			4-CYL. 2.5 L ENG.			
Pressure; Late; W/16, 18mm End Fittings ..	91656			Pressure - From Pump	91526		
Return	91551			Pressure - To Gear	71188		
V-6 2.8 L ENG.				V-6 2.8 L ENG.			
Pressure - Pump To Tee	91631			Return - From Gear	71322		
Return - Cooler To Pipe		*10"		Return - To Pump			*5"
Return - From Gear	91937			V-6 2.8 L ENG.			
Return - Pipe To Pump; W/Cooler		*3"		Pressure; W/O A.C.	91864		
1986				V-6 4.3 L DIESEL ENG.			
4-CYL. 2.5 L ENG.				1982			
Pressure - From Pump	91526			4-CYL. 2.5 L ENG.			
Pressure - To Gear	71188			Pressure - From Pump	91526		
Return - From Gear	✧71322			Pressure - To Gear	71188		
V-6 2.8 L ENG.				V-6 2.8 L ENG.			
Pressure; W/Fuel Inj.	91538			Return - From Gear	71322		
Pressure; W/O A.C.; W/O Fuel Inj.	91864			Return - To Pump			*5"
Pressure - Pump To Tee; W/A.C.; W/O Fuel Inj.	39137			V-6 2.8 L ENG.			
Pressure - Tee To Gear; W/A.C.; W/O Fuel Inj.	91502			Pressure - From Pump	71189		
Return; W/Auto. Trans.; W/Fuel Inj.	91551			Pressure - To Gear	91530		
Return; W/Man. Trans.; W/Fuel Inj.	✧71322			Return - From Gear	91551		
Return; W/O A.C.; W/O Fuel Inj.	91551			V-6 4.3 L DIESEL ENG.			
Return - Tee To Gear; W/A.C.; W/O Fuel Inj.	91551			Pressure - To Gear	91530		
1985				Reservoir			
4-CYL. 2.5 L ENG.				1982			
Pressure - From Pump	91526			4-CYL. 2.5 L ENG.			
Pressure - To Gear	71188			Pressure - From Pump	91526		
Return - From Gear	✧71322			Pressure - To Gear	71188		
Return - To Pump		*7"		Return - From Gear	71322		
V-6 2.8 L ENG.				V-6 2.8 L ENG.			
Pressure; W/Fuel Inj.; Early	91502			Return - To Pump			*5"
Pressure; W/Fuel Inj.; Late	91538			V-6 2.8 L ENG.			
Pressure; W/O A.C.; W/O Fuel Inj.	91864			Pressure - From Pump	71189		
Pressure - Pump To Tee; W/A.C.; W/O Fuel Inj.	39137			Pressure - To Gear	91530		
Pressure - Tee To Gear; W/A.C.; W/O Fuel Inj.	91502			Return - From Gear	91551		
Return; W/O Cooler	91551			V-6 4.3 L DIESEL ENG.			
Return - Cooler To Pump		*7"		Pressure - To Gear	91530		
Return - Gear To Cooler		*12"		Reservoir		✦	

SYSTEM PUMP & GEAR IDENT.
SYSTEM & COMPONENT IDENT.
PASS. CARS
LIGHT TRUCKS
MEDIUM/HEAVY TRUCKS
BUSES
HOSE NUMERICAL
REPAIR KITS
KIT NUMERICAL
ILLUSTRATIONS

* Cut From C.P.E. 3/8" I.D. Hose: 71350 (48"), 81352 (25').
 † Cut From S.A.E. 11/32" I.D. Hose: 80062 (12"), 80063 (24"), 80064 (36"), 81353 (25').
 ★ Cut From S.A.E. 3/8" I.D. Hose: 71224 (24"), 71236 (36"), 71206 (48"), 81206 (25'). May Also Use 3/8" C.P.E.
 ✦ Cut From S.A.E. 5/8" I.D. Hose: 71351 (36").
 □ Cut From 1/2" I.D. Suction Hose: 71296 (36"), 81354 (10').
 ✧ Cut From 5/8" I.D. Suction Hose: 71207 (42"), 81355 (10').
 ✨ Cut From 3/4" I.D. Suction Hose: 71297 (36"), 81356 (10').
 ☆ See Page A14 For Pump or Gear Identification.

Ⓜ Two Required.
 Ⓝ Three Required.
 Ⓞ Four Required.
 ✧ Cut To Fit.
 ✨ Replaces Both Upper and Lower Hose.
 ▲ 252660 Adaptor Required For Some Models.
 ✦ See Page A6 For Installation Procedure.

Power Steering Hose for Passenger Cars

	Application	Assembly Number	Multi-Use Hose	End Fitting	Application	Assembly Number	Multi-Use Hose	End Fitting
SYSTEM PUMP & GEAR IDENT.	CHEVROLET - Continued				CHEVROLET - Continued			
	CHEVELLE - Continued				CHEVELLE - Continued			
	1974				1969 - Continued			
	V-8 350 ENG.; V-8 400 ENG.				6-CYL. 230 ENG.; 6-CYL. 250 ENG. - Continued			
	Pressure	80123			Return	70551	★22"	39135
	Return	70518	★24"	39135	V-8 307 ENG.; V-8 350 ENG.			
SYSTEM & COMPONENT IDENT.	V-8 454 ENG.				Pressure			
	Pressure	70269			Return	70551	★25"	39135
	Return	70518	★24"	39135	V-8 396 ENG.			
	1973				Pressure			
	6-CYL. 250 ENG.				Return			
	Pressure	71058			Pressure	70230		
	Return	70629	★22"	39859	Return	70551	★25"	39135
PASS. CARS	V-8 307 ENG.; V-8 350 ENG.				1968			
	Pressure	80123			6-CYL. 230 ENG.; 6-CYL. 250 ENG.			
	Return	70518	★24"	39135	Pressure	71058		
	V-8 454 ENG.				Return	70551	★15"	39135
	Pressure	70263			V-8 307 ENG.			
	Return	70518	★24"	39135	Pressure	70213		
LIGHT TRUCKS	1972				Return		★24"	
	6-CYL. 250 ENG.				V-8 327 ENG.			
	Pressure	71058			Pressure	70213		
	Return	70629	★22"	39859	Return	70551	★32"	39135
	V-8 307 ENG.; V-8 350 ENG.				V-8 396 ENG.			
	Pressure	80123			Pressure	80112		
	Return	70518	★24"	39135	Return		★25"	
MEDIUM/HEAVY TRUCKS	V-8 402 ENG.; V-8 454 ENG.				1967			
	Pressure	70269			6-CYL. 230 ENG.; 6-CYL. 250 ENG.			
	Return	70518	★24"	39135	Return		★24"	
	1971				V-8 283 ENG.; V-8 327 ENG.; V-8 396 ENG.			
	6-CYL. 250 ENG.				Pressure	70213		
	Pressure	71058			Return		★24"	
	Return	70551	★22"	39135	1966-1965			
BUSES	V-8 307 ENG.; V-8 350 ENG.				6-CYL. 194 ENG.; 6-CYL. 230 ENG.			
	Pressure	70263			Return		★24"	
	Return	70518	★28"	39135	V-8 283 ENG.; V-8 327 ENG.			
	V-8 400 ENG.				Pressure			
	Pressure; W/2-Bbl. Carb.	70255			Return	70213		
	Pressure; W/4-Bbl. Carb.	70269			V-8 396 ENG.			
	Return	70551	★28"	39135	Return		★25"	
HOSE NUMERICAL	V-8 402 ENG.; V-8 454 ENG.				1964			
	Pressure	70269			6-CYL. 194 ENG.; 6-CYL. 230 ENG.			
	Return	70518	★28"	39135	Return		★24"	
	1970				V-8 283 ENG.; V-8 327 ENG.			
	6-CYL. 250 ENG.				Pressure	70213		
	Pressure	71058			Return		★25"	
	Return	70551	★22"	39135	CHEVETTE			
REPAIR KITS	V-8 307 ENG.; V-8 350 ENG.				1987			
	Pressure	70263			4-CYL. 1.6 L ENG.			
	Return	70518	★28"	39135	Pressure	71213		
	V-8 402 ENG.; V-8 454 ENG.				Reservoir		✱14"	
	Pressure	70269			Return		✱36"	
	Return	70518	★28"	39135	1986-1983			
KIT NUMERICAL	1969				4-CYL. 1.6 L ENG.			
	6-CYL. 230 ENG.; 6-CYL. 250 ENG.				Pressure	71213		
	Pressure	71058			Reservoir		✱14"	
ILLUSTRATIONS								

* Cut From C.P.E. 3/8" I.D. Hose: 71350 (48"), 81352 (25").
 † Cut From S.A.E. 11/32" I.D. Hose: 80062 (12"), 80063 (24"), 80064 (36"), 81353 (25").
 ★ Cut From S.A.E. 3/8" I.D. Hose: 71224 (24"), 71236 (36"), 71206 (48"), 81206 (25"). May Also Use 3/8" C.P.E.
 ✱ Cut From S.A.E. 5/8" I.D. Hose: 71351 (36").
 □ Cut From 1/2" I.D. Suction Hose: 71296 (36"), 81354 (10').
 ✧ Cut From 5/8" I.D. Suction Hose: 71207 (42"), 81355 (10').
 ✨ Cut From 3/4" I.D. Suction Hose: 71297 (36"), 81356 (10').
 ☆ See Page A14 For Pump or Gear Identification.

② Two Required.
 ③ Three Required.
 ④ Four Required.
 ✱ Cut To Fit.
 ✱ Replaces Both Upper and Lower Hose.
 ✱ 252660 Adaptor Required For Some Models.
 ✱ See Page A6 For Installation Procedure.

Power Steering Hose for Passenger Cars

Application	Assembly Number	Multi-Use Hose	End Fitting	Application	Assembly Number	Multi-Use Hose	End Fitting
CHEVROLET - Continued				CHEVROLET - Continued			
CHEVETTE - Continued				CITATION - Continued			
1986-1983 - Continued				1985 - Continued			
4-CYL. 1.6 L ENG. - Continued				V-6 2.8 L ENG.			
Return.....		*36"		Pressure; W/Fuel Inj.	91538		
4-CYL. 1.8 L DIESEL ENG.				Pressure; W/O A.C.	91864		
Reservoir		✦10"		Pressure - Pump To Tee; W/A.C.; W/O			
Return.....		*33"		Fuel Inj.	39137		
1982				Pressure - Tee To Gear; W/A.C.; W/O			
4-CYL. 1.6 L ENG.				Fuel Inj.	91502		
Pressure; Early.....	71213			Return; W/Auto. Trans.	91551		
Pressure; Late.....	71120			Return; W/Man. Trans.....		*	
Return.....		*36"		1984-1983			
4-CYL. 1.8 L DIESEL ENG.				4-CYL. 2.5 L ENG.			
Return.....		*18"		Pressure - From Pump.....	91526		
1981				Pressure - To Gear.....	71188		
4-CYL. 1.6 L ENG.				Return - From Gear.....	✧71322		
Return.....		*36"		Return - To Pump.....		*5"	
4-CYL. 1.8 L DIESEL ENG.				V-6 2.8 L ENG.			
Return.....		*18"		Pressure; W/O A.C.	91501		
CHEVY II				Pressure - Pump To Tee; W/A.C.....	39137		
1968				Pressure - Tee To Gear; W/A.C.	91502		
4-CYL. 153 ENG.				Return; W/O A.C.....	91551		
Return.....	✧70551	*32"	39135	Return - Tee To Gear; W/A.C.....	91551		
6-CYL. 230 ENG.; 6-CYL. 250 ENG.; V-8 307 ENG.; V-8 327 ENG.; V-8 350 ENG.; V-8 396 ENG.				1982			
Pressure	70230			4-CYL. 2.5 L ENG.			
Return.....	✧70551	*32"	39135	Pressure - From Pump.....	91526		
1967				Pressure - To Gear.....	71188		
4-CYL. 153 ENG.; 6-CYL. 194 ENG.; 6-CYL. 230 ENG.;				Return - From Gear.....	✧71322		
6-CYL. 250 ENG.; V-8 283 ENG.; V-8 327 ENG.				Return - To Pump.....		*5"	
Return.....	✧70551	*32"	39135	V-6 2.8 L ENG.			
1966-1965				Pressure - From Pump.....	71189		
4-CYL. 153 ENG.; 6-CYL. 194 ENG.; 6-CYL. 230 ENG.;				Pressure - To Gear.....	91530		
6-CYL. 250 ENG.; V-8 283 ENG.; V-8 327 ENG.				Return - From Gear.....	91551		
Return.....	✧70551	*32"	39135	1981			
1964				4-CYL. 2.5 L ENG.			
4-CYL. 153 ENG.; 6-CYL. 194 ENG.; 6-CYL. 230 ENG.;				Pressure - From Pump.....	91526		
6-CYL. 250 ENG.; V-8 283 ENG.				Pressure - To Gear.....	71163		
Return.....		*		Return - Cooler To Pump.....		*24"	
1963-1962				Return - Gear To Cooler		*	
4-CYL. 153 ENG.; 6-CYL. 194 ENG.				V-6 2.8 L ENG.			
Return.....		*		Pressure - From Pump.....	91527		
CITATION				Pressure - To Gear.....	71164		
1985				Return - Cooler To Pump.....		*24"	
4-CYL. 2.5 L ENG.				Return - From Gear.....	71322		
Pressure - From Pump.....	91526			1980			
Pressure - To Gear.....	71188			4-CYL. 2.5 L ENG.			
Return - From Gear.....	✧71322			Pressure - From Pump.....	71056		
Return - To Pump.....		*7"		Pressure - To Gear.....	91529		
				Return - Cooler To Pump.....		*22"	
				Return - From Gear.....		*38"	
				V-6 2.8 L ENG.			
				Pressure - From Pump.....	71055		
				Pressure - To Gear.....	91528		
				Return - Cooler To Pump.....		*22"	
				Return - Gear To Cooler		*38"	

- * Cut From C.P.E. 3/8" I.D. Hose: 71350 (48"), 81352 (25').
- † Cut From S.A.E. 11/32" I.D. Hose: 80062 (12"), 80063 (24"), 80064 (36"), 81353 (25').
- ★ Cut From S.A.E. 3/8" I.D. Hose: 71224 (24"), 71236 (36"), 71206 (48"), 81206 (25'). May Also Use 3/8" C.P.E.
- ✦ Cut From S.A.E. 5/8" I.D. Hose: 71351 (36").
- Cut From 1/2" I.D. Suction Hose: 71296 (36"), 81354 (10').
- ✧ Cut From 5/8" I.D. Suction Hose: 71207 (42"), 81355 (10').
- * Cut From 3/4" I.D. Suction Hose: 71297 (36"), 81356 (10').
- ☆ See Page A14 For Pump or Gear Identification.

- Ⓜ Two Required.
- Ⓝ Three Required.
- Ⓞ Four Required.
- ✧ Cut To Fit.
- ⊕ Replaces Both Upper and Lower Hose.
- ▲ 252660 Adaptor Required For Some Models.
- ✦ See Page A6 For Installation Procedure.

SYSTEM PUMP & GEAR IDENT.

SYSTEM & COMPONENT IDENT.

PASS. CARS

LIGHT TRUCKS

MEDIUM/HEAVY TRUCKS

BUSES

HOSE NUMERICAL

REPAIR KITS

KIT NUMERICAL

ILLUSTRATIONS

Power Steering Hose for Passenger Cars

	Application	Assembly Number	Multi-Use Hose	End Fitting	Application	Assembly Number	Multi-Use Hose	End Fitting
SYSTEM PUMP & GEAR IDENT.	CHEVROLET - Continued				CHEVROLET - Continued			
	CORSICA				CORSICA - Continued			
	1995				1989			
SYSTEM & COMPONENT IDENT.	4-CYL. 2.2 L ENG.				4-CYL. 2.0 L ENG.			
	Pressure	71411			Pressure	71412		
	Return - Cooler To Reservoir			*24"	Return - Cooler To Pump			*26"
	Return - Gear To Cooler	≠70442			Return - Cooler Tube; W/Cooler	91938		
					Return - Gear To Cooler	91649		
	V-6 3.1 L ENG.				V-6 2.8 L ENG.			
	Pressure - From Pump; W/Alt. Cool. Duct (KC2)	91957			Pressure - From Pump	80228		
	Pressure - From Pump; W/O Alt. Cool. Duct	80224			Pressure - To Gear	71780		*42"
	Pressure - To Gear	71780			Return - Cooler To Pump			
	Return - From Gear	≠70442			Return - Cooler Tube; W/Cooler	91938		
PASS. CARS	Return - To Pump; W/Alt. Cool. Duct (KC2)	80043			Return - Gear To Cooler	91649		
	Return - To Pump; W/O Alt. Cool. Duct			*36"				
	1994				1988			
LIGHT TRUCKS	4-CYL. 2.2 L ENG.				4-CYL. 2.0 L ENG.			
	Pressure	71411			Pressure; VIN 500000 & Before	80221		
	Return - Cooler To Reservoir			*24"	Pressure; VIN 500001 & After	71412		
	Return - Gear To Cooler	≠70442			Return - Cooler To Pump			*26"
					Return - Cooler Tube; W/Cooler	91938		
	V-6 3.1 L ENG.				V-6 2.8 L ENG.			
	Pressure - From Pump	80224			Pressure - From Pump; VIN 500000 & Before	91958		
	Pressure - To Gear	71780			Pressure - From Pump; VIN 500001 & After	80228		
	Return - From Gear	≠70442			Pressure - To Gear; VIN 500000 & Before	70418		
MEDIUM/HEAVY TRUCKS	Return - To Pump			*36"	Pressure - To Gear; VIN 500001 & After	71780		
					Return - Cooler To Pump			*42"
					Return - Cooler Tube; W/Cooler	91938		
					Return - Gear To Cooler	91649		
	1993				1987			
	4-CYL. 2.2 L ENG.				4-CYL. 2.0 L ENG.			
	Pressure	71411			Pressure	80221		
	Return	70442			Return - Cooler To Pump			*26"
					Return - Cooler Tube; W/Cooler	91938		
	V-6 3.1 L ENG.				V-6 2.8 L ENG.			
	Pressure - From Pump	80228			Pressure - From Pump	91958		
	Pressure - To Gear	71780			Pressure - To Gear	70418		
BUSES	Return - From Gear	≠70442			Return - Cooler To Pump			*42"
	Return - To Pump			*42"	Return - Cooler Tube; W/Cooler	91938		
					Return - Gear To Cooler	91649		
	1992				CORVETTE			
	4-CYL. 2.2 L ENG.				1995-1992			
	Pressure	71411			V-8 5.7 L ENG.			
	Return	70442			Pressure; Eng. VIN J	71777		
					Pressure; Eng. VIN P	71784		
	V-6 3.1 L ENG.							
	Pressure - From Pump	80228			Reservoir; Eng. VIN J			✦
	Pressure - To Gear	71780			Return - Cooler To Reservoir; Eng. VIN J			*
	Return - Cooler To Pump			*42"	Return - Cooler To Reservoir; Eng. VIN P			*22"
	Return - Cooler Tube; W/Cooler	91938			Return - Gear To Cooler; Eng. VIN P ...	80047		
	Return - Gear To Cooler	91649						
	1991-1990				1991			
	4-CYL. 2.2 L ENG.				V-8 5.7 L ENG.			
	Pressure	71412			Pressure; Eng. VIN 8	80225		
	Return - Cooler To Pump			*24"	Pressure; Eng. VIN J	71778		
	Return - Cooler Tube; W/Cooler	91938						
	Return - Gear To Cooler	91649						
	V-6 3.1 L ENG.							
	Pressure - From Pump	80228						
	Pressure - To Gear	71780						
	Return - Cooler To Pump			*42"				
	Return - Cooler Tube; W/Cooler	91938						
	Return - Gear To Cooler	91649						

ILLUSTRATIONS

* Cut From C.P.E. 3/8" I.D. Hose: 71350 (48"), 81352 (25').
 † Cut From S.A.E. 11/32" I.D. Hose: 80062 (12"), 80063 (24"), 80064 (36"), 81353 (25').
 ★ Cut From S.A.E. 3/8" I.D. Hose: 71224 (24"), 71236 (36"), 71206 (48"), 81206 (25'). May Also Use 3/8" C.P.E.
 ✦ Cut From S.A.E. 5/8" I.D. Hose: 71351 (36').
 □ Cut From 1/2" I.D. Suction Hose: 71296 (36"), 81354 (10').
 ✧ Cut From 5/8" I.D. Suction Hose: 71207 (42"), 81355 (10').
 ✨ Cut From 3/4" I.D. Suction Hose: 71297 (36"), 81356 (10').
 ☆ See Page A14 For Pump or Gear Identification.

Ⓜ Two Required.
 Ⓝ Three Required.
 Ⓞ Four Required.
 ✧ Cut To Fit.
 ✨ Replaces Both Upper and Lower Hose.
 ▲ 252660 Adaptor Required For Some Models.
 ✦ See Page A6 For Installation Procedure.

Power Steering Hose for Passenger Cars

Application	Assembly Number	Multi-Use Hose	End Fitting	Application	Assembly Number	Multi-Use Hose	End Fitting	
CHEVROLET - Continued				CHEVROLET - Continued				SYSTEM PUMP & GEAR IDENT.
CORVETTE - Continued				CORVETTE - Continued				
1991 - Continued				1974-1970				SYSTEM & COMPONENT IDENT.
V-8 5.7 L ENG. - Continued				V-8 350 ENG.				
Reservoir		✦		Cyl. - Extend	80118			
Return - Cooler To Reservoir; Eng. VIN J.....		✦		Cyl. - Retract	70281			
Return - Gear To Cooler; Eng. VIN 8....	80047			Pressure	70239			
				Return	✧70551	★18"	39135	
1990				V-8 454 ENG.				PASS. CARS
V-8 5.7 L ENG.				1969				
Pressure; Eng. VIN 8.....	71409			V-8 350 ENG.				
Pressure; Eng. VIN J.....	71778			Cyl. - Extend	80118			
Reservoir		✦		Cyl. - Retract	70281			
Return - Cooler To Reservoir; Eng. VIN J.....		✦		Pressure	80111			
Return - Gear To Cooler; Eng. VIN 8....	80047			Return	✧70551	★18"	39135	
1989-1988				V-8 427 ENG.				LIGHT TRUCKS
V-8 5.7 L ENG.				1968-1966				
Pressure	71409			V-8 327 ENG.				
Reservoir		✦		Cyl. - Extend	80118			
Return - Gear To Cooler	80047			Cyl. - Retract	70281			
				Pressure	70239			
				Return	✧70551	★18"	39135	
1987-1985				V-8 427 ENG.				MEDIUM/HEAVY TRUCKS
V-8 5.7 L ENG.				1965				
Pressure	71241			V-8 327 ENG.				
Reservoir		✦		Cyl. - Extend	80118			
Return		✦		Cyl. - Retract	70281			
				Pressure	80111			
				Return	✧70551	★18"	39135	
1984				V-8 396 ENG.				HOSE NUMERICAL
V-8 5.7 L ENG.				1964-1963				
Pressure	71241			V-8 327 ENG.				
Return		✦16"		Cyl. - Extend	80118			
				Cyl. - Retract	70281			
				Pressure	70239			
				Return	✧70551	★18"	39135	
1982-1981				1985				REPAIR KITS
V-8 5.7 L ENG.				IMPALA				
Cyl. - Extend	80118			1985				
Cyl. - Retract	70281			V-6 3.8 L ENG. (CANADA); V-6 4.3 L ENG.				
Pressure	71100			Pressure	80136			
Return		✦24"	39135	Return		✦10"		
1980				1979-1977				KIT NUMERICAL
V-8 5.0 L ENG.; V-8 5.7 L ENG.				V-8 350 ENG.				
Cyl. - Extend	80118			Cyl. - Extend	80118			
Cyl. - Retract	70281			Cyl. - Retract	70281			
Pressure	71100			Pressure	70239			
Return		✦24"	39135	Return	✧70551	★24"	39135	
1979-1977				1976-1975				ILLUSTRATIONS
V-8 350 ENG.				V-8 350 ENG.				
Cyl. - Extend	80118			Cyl. - Extend	80118			
Cyl. - Retract	70281			Cyl. - Retract	70281			
Pressure	70239			Pressure	70239			
Return	✧70551	★24"	39135	Return	✧70551	★18"	39135	
1976-1975				V-8 350 ENG.				
Cyl. - Extend	80118			Cyl. - Extend	80118			
Cyl. - Retract	70281			Cyl. - Retract	70281			
Pressure	70239			Pressure	70239			
Return	✧70551	★18"	39135	Return	✧70551	★18"	39135	

✦ Cut From C.P.E. 3/8" I.D. Hose: 71350 (48"), 81352 (25').
 † Cut From S.A.E. 11/32" I.D. Hose: 80062 (12"), 80063 (24"), 80064 (36"), 81353 (25').
 ★ Cut From S.A.E. 3/8" I.D. Hose: 71224 (24"), 71236 (36"), 71206 (48"), 81206 (25'). May Also Use 3/8" C.P.E.
 ✦ Cut From S.A.E. 5/8" I.D. Hose: 71351 (36").
 □ Cut From 1/2" I.D. Suction Hose: 71296 (36"), 81354 (10').
 ✦ Cut From 5/8" I.D. Suction Hose: 71207 (42"), 81355 (10').
 ✦ Cut From 3/4" I.D. Suction Hose: 71297 (36"), 81356 (10').
 ☆ See Page A14 For Pump or Gear Identification.

② Two Required.
 ③ Three Required.
 ④ Four Required.
 ✧ Cut To Fit.
 ✦ Replaces Both Upper and Lower Hose.
 ▲ 252660 Adaptor Required For Some Models.
 ✦ See Page A6 For Installation Procedure.

Power Steering Hose for Passenger Cars

	Application	Assembly Number	Multi-Use Hose	End Fitting	Application	Assembly Number	Multi-Use Hose	End Fitting
SYSTEM PUMP & GEAR IDENT.	CHEVROLET - Continued				CHEVROLET - Continued			
	IMPALA - Continued				IMPALA - Continued			
	1985 - Continued				1983 - Continued			
	V-8 5.0 L ENG.				V-8 5.7 L DIESEL ENG.			
	Pressure; Conventional System.....	71074			Pressure - Hydroboost To Gear; OE design change from a pressure pipe to a pressure hose. Use hose listed as replacement part.....	71068		
	Pressure - Hydroboost To Gear; Hydroboost System.....	71246			Pressure - Pump To Hydroboost.....	71199		
	Pressure - Pump To Hydroboost; Hydroboost System.....	71245			Return - Gear To Pump.....			*18"
	Return; Conventional System.....			*11"	Return - Hydroboost To Pump.....			*42"
	Return - Gear To Pump; Hydroboost System.....			*12"				
	Return - Hydroboost To Pump; Hydroboost System.....			*41"				
	V-8 5.7 L ENG.				1982			
	Pressure.....	71074			V-6 3.8 L ENG.			
	Return.....			*11"	Pressure; Eng. VIN A; W/Calif. Emission System.....	80121		
	V-8 5.7 L DIESEL ENG.				Pressure; Eng. VIN K; W/O Calif. Emission System.....	80136		
	Pressure - Hydroboost To Gear; OE design change from a pressure pipe to a pressure hose. Use hose listed as replacement part.....	71068			Return; Eng. VIN A; W/Calif. Emission System.....			*15"
	Pressure - Pump To Hydroboost.....	71199			Return; Eng. VIN K; W/O Calif. Emission System.....			*10"
	Return - Gear To Pump.....			*13"	V-8 4.4 L ENG.; V-8 5.0 L ENG.; V-8 5.7 L ENG.			
	Return - Hydroboost To Pump.....			*36"	Pressure.....	71074		
	1984				Return.....			*12"
	V-6 3.8 L ENG.				V-8 5.7 L DIESEL ENG.			
	Pressure; Eng. VIN A; W/Calif. Emission System.....	80121			Pressure - Hydroboost To Gear; OE design change from a pressure pipe to a pressure hose. Use hose listed as replacement part.....	71068		
	Return; Eng. VIN A; W/Calif. Emission System.....			*15"	Pressure - Pump To Hydroboost.....	71199		
	V-8 5.0 L ENG.				Return - Gear To Pump.....			*18"
	Pressure; Conventional System.....	71074			Return - Hydroboost To Pump.....			*42"
	Pressure - Hydroboost To Gear; Hydroboost System.....	71246			1981			
	Pressure - Pump To Hydroboost; Hydroboost System.....	71245			V-6 3.8 L ENG.			
	Return; Conventional System.....			*12"	Pressure; Eng. VIN A; W/Calif. Emission System; Early.....	71072		
	Return - Gear To Pump; Hydroboost System.....			*12"	Pressure; Eng. VIN A; W/Calif. Emission System; Late.....	80121		
	Return - Hydroboost To Pump; Hydroboost System.....			*41"	Pressure; Eng. VIN K; W/O Calif. Emission System.....	80136		
	V-8 5.7 L ENG.				Return; Eng. VIN A; W/Calif. Emission System.....			*12"
	Pressure.....	71074			Return; Eng. VIN K; W/O Calif. Emission System.....			39106
	Return.....			*12"	V-8 4.4 L ENG.; V-8 5.0 L ENG.; V-8 5.7 L ENG.			
	V-8 5.7 L DIESEL ENG.				Pressure.....	71074		
	Pressure - Hydroboost To Gear; OE design change from a pressure pipe to a pressure hose. Use hose listed as replacement part.....	71068			Return.....			*24"
	Pressure - Pump To Hydroboost.....	71199			V-8 5.7 L DIESEL ENG.			
	Return - Gear To Pump.....			*13"	Pressure - Hydroboost To Gear; OE design change from a pressure pipe to a pressure hose. Use hose listed as replacement part.....	71068		
	Return - Hydroboost To Pump.....			*36"	Pressure - Pump To Hydroboost.....	71199		
	1983				Return - Gear To Pump.....			*18"
	V-6 3.8 L ENG.				Return - Hydroboost To Pump.....			*48"
	Pressure; Eng. VIN A; W/Calif. Emission System.....	80121			1980			
	Return; Eng. VIN A; W/Calif. Emission System.....			*15"	V-6 3.8 L ENG.			
	V-8 5.0 L ENG.; V-8 5.7 L ENG.				Pressure; Eng. VIN K; W/O Calif. Emission System.....	80136		
	Pressure.....	71074			Pressure; W/A.P.; Eng. VIN A; W/Calif. Emission System.....	71072		
	Return.....			*12"				

ILLUSTRATIONS

* Cut From C.P.E. 3/8" I.D. Hose: 71350 (48"), 81352 (25').
 † Cut From S.A.E. 11/32" I.D. Hose: 80062 (12"), 80063 (24"), 80064 (36"), 81353 (25').
 ★ Cut From S.A.E. 3/8" I.D. Hose: 71224 (24"), 71236 (36"), 71206 (48"), 81206 (25'). May Also Use 3/8" C.P.E.
 ✦ Cut From S.A.E. 5/8" I.D. Hose: 71351 (36").
 □ Cut From 1/2" I.D. Suction Hose: 71296 (36"), 81354 (10').
 ✧ Cut From 5/8" I.D. Suction Hose: 71207 (42"), 81355 (10').
 ✨ Cut From 3/4" I.D. Suction Hose: 71297 (36"), 81356 (10').
 ☆ See Page A14 For Pump or Gear Identification.

Ⓜ Two Required.
 Ⓝ Three Required.
 Ⓞ Four Required.
 ⤷ Cut To Fit.
 Ⓢ Replaces Both Upper and Lower Hose.
 ▲ 252660 Adaptor Required For Some Models.
 ✦ See Page A6 For Installation Procedure.

Power Steering Hose for Passenger Cars

Application	Assembly Number	Multi-Use Hose	End Fitting	Application	Assembly Number	Multi-Use Hose	End Fitting
CHEVROLET - Continued				CHEVROLET - Continued			
IMPALA - Continued				IMPALA - Continued			
1980 - Continued				1976-1974 - Continued			
V-6 3.8 L ENG. - Continued				V-8 454 ENG. - Continued			
Pressure; W/O A.P.; W/Flared Fitting; Eng. VIN A; W/Calif. Emission System.....	70247			Return.....	☞70551	★24"	39135
Pressure; W/O A.P.; W/O-Ring Fitting; Eng. VIN A; W/Calif. Emission System.....	80121			1973			
Return; Eng. VIN A; W/Calif. Emission System.....		*12"		6-CYL. 250 ENG.	▲71058		
Return; Eng. VIN K; W/O Calif. Emission System.....		*18"	39106	Pressure.....		★22"	
V-8 4.4 L ENG.; V-8 5.0 L ENG.; V-8 5.7 L ENG.				Return.....			
Pressure.....	71074			V-8 350 ENG.; V-8 400 ENG.	70263		
Return.....		*20"	39106	Pressure.....	☞70518	★20"	39135
V-8 5.7 L DIESEL ENG.				Return.....			
Pressure - Hydroboost To Gear; OE design change from a pressure pipe to a pressure hose. Use hose listed as replacement part.....	71068			V-8 454 ENG.	70269		
Pressure - Pump To Hydroboost.....	71089			Pressure.....	☞70551	★24"	39135
Return - Gear To Pump.....		*18"	39106	Return.....			
Return - Hydroboost To Pump.....		*48"		1972			
1979				6-CYL. 250 ENG.	▲71058		
6-CYL. 250 ENG.				Pressure.....	☞70551	★22"	39135
Pressure; W/A.P.....	80133			Return.....			
Pressure; W/O A.P.....	70247			V-8 350 ENG.; V-8 400 ENG.	70263		
Return; W/A.P.....	☞70518	★		Pressure.....		★22"	
Return; W/O A.P.....	☞70177	*18"	39859	Return.....			
V-8 305 ENG.; V-8 350 ENG.				V-8 402 ENG.; V-8 454 ENG.	70255		
Pressure.....	70260			Pressure.....		★22"	
Return.....	☞70518	★20"	39135	Return.....			
1978				1971			
6-CYL. 250 ENG.				6-CYL. 250 ENG.	▲71058		
Pressure; W/A.P.....	80133			Pressure.....		★22"	
Pressure; W/O A.P.....	70247			Return.....			
Return; W/A.P.....	☞70518	★		V-8 350 ENG.; V-8 402 ENG.	70260		
Return; W/O A.P.....	☞70177	*18"	39859	Pressure.....		★28"	
V-8 305 ENG.				Return.....			
Pressure.....	70277			V-8 400 ENG.	70255		
Return.....	☞70518	★20"	39135	Pressure; W/4-Bbl. Carb.....	70260		
V-8 350 ENG.				Pressure; W/O 4-Bbl. Carb.....		★28"	
Pressure.....	70260			Return.....			
Return.....	☞70518	★20"	39135	V-8 454 ENG.	70255		
1977				Pressure.....		★28"	
6-CYL. 250 ENG.				Return.....			
Pressure; W/A.P.....	80133			1970			
Pressure; W/O A.P.....	80132			6-CYL. 250 ENG.			
Return.....	☞70518	★16"	39859	Pressure.....	70257		
V-8 305 ENG.; V-8 350 ENG.				Return.....	☞70551	★22"	
Pressure.....	80116			V-8 350 ENG.; V-8 400 ENG.; V-8 454 ENG.	▲71057		
Return.....	☞70518	★20"	39135	Pressure.....	☞70518	★32"	39859
1976-1974				Return.....			
V-8 350 ENG.; V-8 400 ENG.				1969			
Pressure.....	70263			6-CYL. 250 ENG.			
Return.....	☞70518	★20"	39135	Pressure.....	70230		
V-8 454 ENG.				Return.....	☞70518	★24"	39859
Pressure.....	70269			V-8 327 ENG.; V-8 350 ENG.; V-8 396 ENG.; V-8 427 ENG.	71057		
				Pressure.....	☞70518	★33"	39859
				Return.....			
				1968			
				6-CYL. 250 ENG.			
				Pressure.....	70230		

SYSTEM PUMP & GEAR IDENT.

SYSTEM & COMPONENT IDENT.

PASS. CARS

LIGHT TRUCKS

MEDIUM/HEAVY TRUCKS

BUSES

HOSE NUMERICAL

REPAIR KITS

KIT NUMERICAL

ILLUSTRATIONS

* Cut From C.P.E. 3/8" I.D. Hose: 71350 (48"), 81352 (25').
 † Cut From S.A.E. 11/32" I.D. Hose: 80062 (12"), 80063 (24"), 80064 (36"), 81353 (25').
 ★ Cut From S.A.E. 3/8" I.D. Hose: 71224 (24"), 71236 (36"), 71206 (48"), 81206 (25'). May Also Use 3/8" C.P.E.
 ♣ Cut From S.A.E. 5/8" I.D. Hose: 71351 (36").
 □ Cut From 1/2" I.D. Suction Hose: 71296 (36"), 81354 (10').
 † Cut From 5/8" I.D. Suction Hose: 71207 (42"), 81355 (10').
 * Cut From 3/4" I.D. Suction Hose: 71297 (36"), 81356 (10').
 ☆ See Page A14 For Pump or Gear Identification.

② Two Required.
 ③ Three Required.
 ④ Four Required.
 ☞ Cut To Fit.
 * Replaces Both Upper and Lower Hose.
 ▲ 252660 Adaptor Required For Some Models.
 ♣ See Page A6 For Installation Procedure.

Power Steering Hose for Passenger Cars

	Application	Assembly Number	Multi-Use Hose	End Fitting	Application	Assembly Number	Multi-Use Hose	End Fitting
SYSTEM PUMP & GEAR IDENT.	CHEVROLET - Continued				CHEVROLET - Continued			
SYSTEM & COMPONENT IDENT.	IMPALA - Continued				IMPALA - Continued			
	1968 - Continued				1960			
	6-CYL. 250 ENG. - Continued				6-CYL. 235 ENG.; V-8 283 ENG.; V-8 348 ENG.			
	Return.....	≠70518	★24"	39859	Cyl.....	②70146		
	V-8 307 ENG.; V-8 327 ENG.				Pressure.....	70183		
	Pressure.....	70216			Return.....		★56"	
	Return.....		★33"		1959			
	V-8 396 ENG.; V-8 427 ENG.				6-CYL. 235 ENG.; V-8 283 ENG.; V-8 348 ENG.			
	Return.....		★33"		Cyl.....	②70146		★48"
	1967-1966				Return.....			
	6-CYL. 250 ENG.				IMPALA SS			
	Pressure.....	70230			1995-1994			
PASS. CARS	Return.....	≠70518	★24"	39859	V-8 5.7 L ENG.			
	V-8 283 ENG.; V-8 327 ENG.				Pressure.....	91780		
	Pressure.....	70216			Return; W/Cooler.....	91802		
	Return.....		★33"		Return; W/O Cooler.....	80039		
	V-8 396 ENG.; V-8 427 ENG.				Return.....			
	Return.....		★33"		LUMINA			
LIGHT TRUCKS	1965				1995			
	6-CYL. 230 ENG.; 6-CYL. 250 ENG.				V-6 3.1 L ENG.			
	Pressure.....	70230			Pressure.....	91796		
	Return.....	≠70518	★24"	39859	Return - From Gear; W/Cooler.....	92065	★26"	
	V-8 283 ENG.; V-8 327 ENG.				Return - Pipe To Pump; W/Cooler.....		★4"	
	Pressure.....	70216			V-6 3.4 L ENG.			
	Return.....		★33"		Pressure.....	91808		
	V-8 396 ENG.; V-8 427 ENG.				Return - Cooler To Pipe.....		★12"	
	Return.....		★33"		Return - From Gear; W/Cooler.....	91911		★4"
	1964				Return - Pipe To Pump; W/Cooler.....			
	6-CYL. 230 ENG.; V-8 283 ENG.; V-8 327 ENG.; V-8 409 ENG.				1994			
	Cyl.....	②70146			V-6 3.1 L ENG.			
	Pressure.....	70183			Pressure.....	91709		
	Return.....		★56"		Return - Cooler To Pipe.....		★12"	
	1963				Return - From Gear; W/Cooler.....	91911		★3"
	6-CYL. 230 ENG.; V-8 283 ENG.; V-8 327 ENG.; V-8 409 ENG.; V-8 427 ENG.				Return - Pipe To Pump; W/Cooler.....			
	Cyl.....	②70146			V-6 3.4 L ENG.			
	Pressure.....	70183			Pressure.....	91808		
	Return.....		★56"		Return - Cooler To Pipe.....		★12"	
	1962				Return - From Gear; W/Cooler.....	91911		★4"
	6-CYL. 235 ENG.; V-8 283 ENG.; V-8 327 ENG.; V-8 409 ENG.				Return - Pipe To Pump; W/Cooler.....			
	Cyl.....	②70146			1993			
	Pressure.....	70183			4-CYL. 2.2 L ENG.			
	Return.....		★56"		Pressure.....	91691		
	1961				Return.....		★18"	
	6-CYL. 235 ENG.; V-8 283 ENG.; V-8 348 ENG.; V-8 409 ENG.				V-6 3.1 L ENG.			
	Cyl.....	②70146			Pressure.....	91709		
	Pressure.....	70183			Return - Cooler To Pipe.....		★12"	
	Return.....		★56"		Return - From Gear; W/Cooler.....	91911		★3"
	1961				Return - Pipe To Pump; W/Cooler.....			
	6-CYL. 235 ENG.; V-8 283 ENG.; V-8 348 ENG.; V-8 409 ENG.				V-6 3.4 L ENG.			
	Cyl.....	②70146			Pressure.....	91708		
	Pressure.....	70183			Return - Cooler To Pipe.....		★12"	
	Return.....		★56"		Return - From Gear; W/Cooler.....	91911		★4"
	1961				Return - Pipe To Pump; W/Cooler.....			

* Cut From C.P.E. 3/8" I.D. Hose: 71350 (48"), 81352 (25').

† Cut From S.A.E. 11/32" I.D. Hose: 80062 (12"), 80063 (24"), 80064 (36"), 81353 (25').

★ Cut From S.A.E. 3/8" I.D. Hose: 71224 (24"), 71236 (36"), 71206 (48"), 81206 (25'). May Also Use 3/8" C.P.E.

✂ Cut From S.A.E. 5/8" I.D. Hose: 71351 (36").

□ Cut From 1/2" I.D. Suction Hose: 71296 (36"), 81354 (10').

✦ Cut From 5/8" I.D. Suction Hose: 71207 (42"), 81355 (10').

✧ Cut From 3/4" I.D. Suction Hose: 71297 (36"), 81356 (10').

☆ See Page A14 For Pump or Gear Identification.

② Two Required.

③ Three Required.

④ Four Required.

≠ Cut To Fit.

⊗ Replaces Both Upper and Lower Hose.

▲ 252660 Adaptor Required For Some Models.

✦ See Page A6 For Installation Procedure.

Power Steering Hose for Passenger Cars

Application	Assembly Number	Multi-Use Hose	End Fitting	Application	Assembly Number	Multi-Use Hose	End Fitting
CHEVROLET - Continued				CHEVROLET - Continued			
LUMINA - Continued				MALIBU - Continued			
1992-1991				1982 - Continued			
4-CYL. 2.5 L ENG.				V-6 4.3 L DIESEL ENG.			
Pressure	91691			Pressure	71219		
Return		*18"		Reservoir		✱	
				Return		*13"	
V-6 3.1 L ENG.				V-8 4.4 L ENG.; V-8 5.0 L ENG.			
Pressure	91709			Pressure	71074		
Return - Cooler To Pipe		*12"		Return		*12"	
Return - From Gear; W/Cooler	91911						
Return - Pipe To Pump; W/Cooler		*3"					
V-6 3.4 L ENG.				V-8 5.7 L DIESEL ENG.			
Pressure	91708			Pressure - Hydroboost To Gear	71190		
Return - Cooler To Pipe		*12"		Pressure - Pump To Hydroboost	71084		
Return - From Gear; W/Cooler	91911			Return - Gear To Pump		*13"	
Return - Pipe To Pump; W/Cooler		*4"		Return - Hydroboost To Pump		*42"	
1990				1981			
4-CYL. 2.5 L ENG.				V-6 3.8 L ENG.			
Pressure	91691			Pressure; Eng. VIN A; W/Calif. Emis- sion System	71072		
Return		*18"		Pressure; Eng. VIN K; W/O Calif. Emis- sion System	71043		
V-6 3.1 L ENG.				Return; Eng. VIN A; W/Calif. Emission System			
Pressure	91662					*18"	39106
Return - Cooler To Pipe		*12"		Return; Eng. VIN K; W/O Calif. Emis- sion System		*18"	39106
Return - From Gear; W/Cooler	91805						
Return - Pipe To Pump; W/Cooler		*4"					
MALIBU				V-8 4.4 L ENG.; V-8 5.0 L ENG.; V-8 5.7 L ENG.			
1983				Pressure			
V-6 3.8 L ENG.				Return			
Pressure; Eng. VIN 9; W/O Calif. Emis- sion System	71043				71074	*24"	39106
Pressure; Eng. VIN A; W/Calif. Emis- sion System	80138						
Return; Eng. VIN 9; W/O Calif. Emis- sion System		*18"					
Return; Eng. VIN A; W/Calif. Emission System		*13"					
V-6 4.3 L DIESEL ENG.				1980			
Pressure	71219			V-6 3.8 L ENG.			
Reservoir		✱		Pressure; Eng. VIN K; W/O Calif. Emis- sion System			
Return		*13"		Pressure; W/A.P.; Eng. VIN A; W/Calif. Emission System			
V-8 5.0 L ENG.				Pressure; W/O A.P.; W/Flared Fitting; Eng. VIN A; W/Calif. Emission Sys- tem			
Pressure	71074			Pressure; W/O A.P.; W/O-Ring Fitting; Eng. VIN A; W/Calif. Emission Sys- tem			
Return		*12"		Return; Eng. VIN A; W/Calif. Emission System			
V-8 5.7 L DIESEL ENG.				Return; Eng. VIN K; W/O Calif. Emis- sion System			
Pressure - Hydroboost To Gear	71226			Return			
Pressure - Pump To Hydroboost	71225			Pressure			
Return - Gear To Pump		*13"		Return			
Return - Hydroboost To Pump		*42"		Return			
1982				1979			
V-6 3.8 L ENG.				V-6 200 ENG.			
Pressure; Eng. VIN A; W/Calif. Emis- sion System	80138			Pressure; W/Flared Fitting	80116		
Pressure; Eng. VIN K; W/O Calif. Emis- sion System	71043			Pressure; W/O-Ring Fitting	71043		
Return; Eng. VIN A; W/Calif. Emission System		*13"		Return	✱-70629	*18"	39859
Return; Eng. VIN K; W/O Calif. Emis- sion System		*18"					
V-6 231 ENG.				V-6 231 ENG.			
Pressure; Eng. VIN 2	71042			Pressure; Eng. VIN 2	71042		
Pressure; Eng. VIN A; Coupe, Sedan; W/A.P.	80137			Pressure; Eng. VIN A; Coupe, Sedan; W/O A.P.	70247		
Pressure; Eng. VIN A; Coupe, Sedan; W/O A.P.	70247			Pressure; Eng. VIN A; Station Wagon ...	71072		
Pressure; Eng. VIN A; Station Wagon ...	71072			Return; Eng. VIN 2		★	
Return; Eng. VIN 2	✱-70177			Return; Eng. VIN A		*18"	39859

* Cut From C.P.E. 3/8" I.D. Hose: 71350 (48"), 81352 (25").
 † Cut From S.A.E. 11/32" I.D. Hose: 80062 (12"), 80063 (24"), 80064 (36"), 81353 (25").
 ★ Cut From S.A.E. 3/8" I.D. Hose: 71224 (24"), 71236 (36"), 71206 (48"), 81206 (25"). May Also Use 3/8" C.P.E.
 ✱ Cut From S.A.E. 5/8" I.D. Hose: 71351 (36").
 □ Cut From 1/2" I.D. Suction Hose: 71296 (36"), 81354 (10').
 ✧ Cut From 5/8" I.D. Suction Hose: 71207 (42"), 81355 (10').
 ✨ Cut From 3/4" I.D. Suction Hose: 71297 (36"), 81356 (10').
 ☆ See Page A14 For Pump or Gear Identification.

② Two Required.
 ③ Three Required.
 ④ Four Required.
 ✱ Cut To Fit.
 ✧ Replaces Both Upper and Lower Hose.
 ▲ 252660 Adaptor Required For Some Models.
 ✱ See Page A6 For Installation Procedure.

SYSTEM PUMP & GEAR IDENT.

SYSTEM & COMPONENT IDENT.

PASS. CARS

LIGHT TRUCKS

MEDIUM/HEAVY TRUCKS

BUSES

HOSE NUMERICAL

REPAIR KITS

KIT NUMERICAL

ILLUSTRATIONS

Power Steering Hose for Passenger Cars

	Application	Assembly Number	Multi-Use Hose	End Fitting	Application	Assembly Number	Multi-Use Hose	End Fitting
SYSTEM PUMP & GEAR IDENT.	CHEVROLET - Continued				CHEVROLET - Continued			
SYSTEM & COMPONENT IDENT.	MALIBU - Continued				MALIBU - Continued			
	1979 - Continued				1973 - Continued			
	V-8 267 ENG.; V-8 305 ENG.; V-8 350 ENG.				V-8 454 ENG. - Continued			
	Pressure; W/A.C.....	80141			Return	≈70518	★24"	39135
	Pressure; W/O A.C.....	70260						
	Return	≈70551	★20"	39135				
	1978				MONTE CARLO			
	V-6 200 ENG.				1995			
	Pressure	70247			V-6 3.1 L ENG.			
	Return	≈70551	★20"	39135	Pressure	91796		
	V-6 231 ENG.				Return - From Gear; W/Cooler.....	92065	★26"	
	Pressure; W/A.P.....	80137			Return - Pipe To Pump; W/Cooler.....		★4"	
	Pressure; W/O A.P.....	70247			V-6 3.4 L ENG.			
	Return	≈70177	★18"	39859	Pressure	91808		
PASS. CARS	V-8 305 ENG.; V-8 350 ENG.				Return - Cooler To Pipe.....		★12"	
	Pressure; W/A.C.....	80141			Return - From Gear; W/Cooler.....	91911		
	Pressure; W/O A.C.....	70260			Return - Pipe To Pump; W/Cooler.....		★5"	
	Return	≈70551	★20"	39135	1988			
LIGHT TRUCKS	1977				V-6 4.3 L ENG.			
	6-CYL. 250 ENG.				Pressure; W/A.C.....	70419		
	Pressure; W/A.P.....	80133			Pressure; W/O A.C.....	71043		
	Pressure; W/O A.P.....	80132			Return		★12"	
	Return	≈70518	★16"	39859	V-8 5.0 L ENG.			
MEDIUM/HEAVY TRUCKS	V-8 305 ENG.; V-8 350 ENG.				Pressure; W/O A.C.....	71074		
	Pressure	80116			Pressure - Pump To Tee; W/A.C.....	70404		
	Return	≈70518	★20"	39135	Pressure - Tee To Gear; W/A.C.....	39138		
	1976				Return; W/O A.C.....		★12"	
	6-CYL. 250 ENG.				Return - Pump To Tee; W/A.C.....		★11"	
	Pressure; W/A.P.....	80133			1987			
	Pressure; W/O A.P.....	80132			V-6 3.8 L ENG. (CANADA)			
	Return		★		Pressure	80138		
BUSES	V-8 305 ENG.; V-8 350 ENG.; V-8 400 ENG.				Return		★13"	
	Pressure	80123			V-6 4.3 L ENG.			
	Return	≈70518	★24"	39135	Pressure; W/A.C.....	70419		
	1975-1974				Pressure; W/O A.C.....	71043		
	6-CYL. 250 ENG.				Return		★12"	
	Pressure	▲71058			V-8 5.0 L ENG.			
	Return	≈70629	★22"	39859	Pressure; W/O A.C.....	71074		
HOSE NUMERICAL	V-8 350 ENG.; V-8 400 ENG.				Pressure - Pump To Tee; W/A.C.....	70404		
	Pressure	80123			Pressure - Tee To Gear; W/A.C.....	39138		
	Return	≈70518	★24"	39135	Return; W/O A.C.....		★12"	
	V-8 454 ENG.				Return - Pump To Tee; W/A.C.....		★11"	
	Pressure	70263			1986			
	Return	≈70518	★24"	39135	V-6 3.8 L ENG. (CANADA)			
REPAIR KITS	1973				Pressure	80138		
	6-CYL. 250 ENG.				Return		★13"	
	Pressure	▲71058			V-6 4.3 L ENG.			
	Return	≈70629	★22"	39859	Pressure; W/A.C.....	70419		
	V-8 307 ENG.				Pressure; W/O A.C.....	71043		
	Pressure	70260			Return		★12"	
	Return	≈70518	★24"	39135	V-8 5.0 L ENG.			
KIT NUMERICAL	V-8 350 ENG.				Pressure; W/O A.C.....	71074		
	Pressure	80123			Pressure - Pump To Tee; W/A.C.....	70404		
	Return	≈70518	★24"	39135	Pressure - Tee To Gear; W/A.C.....	39138		
	V-8 454 ENG.				Return; W/O A.C.....		★12"	
	Pressure	70263			Return - Pump To Tee; W/A.C.....		★9"	

* Cut From C.P.E. 3/8" I.D. Hose: 71350 (48"), 81352 (25").
 † Cut From S.A.E. 11/32" I.D. Hose: 80062 (12"), 80063 (24"), 80064 (36"), 81353 (25").
 ★ Cut From S.A.E. 3/8" I.D. Hose: 71224 (24"), 71236 (36"), 71206 (48"), 81206 (25"). May Also Use 3/8" C.P.E.
 † Cut From S.A.E. 5/8" I.D. Hose: 71351 (36").
 □ Cut From 1/2" I.D. Suction Hose: 71296 (36"), 81354 (10').
 † Cut From 5/8" I.D. Suction Hose: 71207 (42"), 81355 (10').
 * Cut From 3/4" I.D. Suction Hose: 71297 (36"), 81356 (10').
 ☆ See Page A14 For Pump or Gear Identification.

② Two Required.
 ③ Three Required.
 ④ Four Required.
 ≈ Cut To Fit.
 * Replaces Both Upper and Lower Hose.
 † 252660 Adaptor Required For Some Models.
 † See Page A6 For Installation Procedure.

Power Steering Hose for Passenger Cars

Application	Assembly Number	Multi-Use Hose	End Fitting	Application	Assembly Number	Multi-Use Hose	End Fitting
CHEVROLET - Continued				CHEVROLET - Continued			
MONTE CARLO - Continued				MONTE CARLO - Continued			
1985				1982 - Continued			
V-6 3.8 L ENG. (CANADA)				V-6 3.8 L ENG. - Continued			
Pressure	80138			Return; Eng. VIN K; W/O Calif. Emission System.....		*18"	
Return		*12"					
V-6 4.3 L ENG.				V-6 4.3 L DIESEL ENG.			
Pressure	71043			Pressure	71219		
Return		*12"		Reservoir		♣	
				Return		*13"	
V-8 5.0 L ENG.				V-8 4.4 L ENG.; V-8 5.0 L ENG.			
Pressure	71074			Pressure	71074		
Return		*12"		Return		*12"	
1984				V-8 5.7 L DIESEL ENG.			
V-6 3.8 L ENG.				Pressure - Hydroboost To Gear.....			
Pressure; Eng. VIN 9; W/O Calif. Emission System.....	71043			Pressure - Pump To Hydroboost.....	71084		
Pressure; Eng. VIN A; W/Calif. Emission System.....	80138			Return - Gear To Pump.....		*13"	
Return; Eng. VIN 9; W/O Calif. Emission System.....		*18"		Return - Hydroboost To Pump.....		*42"	
Return; Eng. VIN A; W/Calif. Emission System.....		*13"					
V-8 5.0 L ENG.				1981			
Pressure	71074			V-6 3.8 L ENG.			
Return		*12"		Pressure; Eng. VIN A; W/Calif. Emission System.....			
V-8 5.7 L DIESEL ENG.				Pressure; Eng. VIN K; W/O Calif. Emission System.....			
Pressure - Hydroboost To Gear.....	71226			Pressure; W/Turbo.....			
Pressure - Pump To Hydroboost.....	71225			Return; W/O Turbo.....			
Return - Gear To Pump.....		*13"		Return; W/Turbo.....			
Return - Hydroboost To Pump.....		*42"		V-8 4.4 L ENG.; V-8 5.0 L ENG.			
				Pressure			
				Return			
1983				1980			
V-6 3.8 L ENG.				V-6 3.8 L ENG.			
Pressure; Eng. VIN 9; W/O Calif. Emission System.....	71043			Pressure; Eng. VIN 3.....			
Pressure; Eng. VIN A; W/Calif. Emission System.....	80138			Pressure; Eng. VIN K; W/O Calif. Emission System.....			
Return; Eng. VIN 9; W/O Calif. Emission System.....		*18"		Pressure; W/A.P.; Eng. VIN A; W/Calif. Emission System.....			
Return; Eng. VIN A; W/Calif. Emission System.....		*13"		Pressure; W/O A.P.; W/Flared Fitting; Eng. VIN A; W/Calif. Emission System.....			
V-6 4.3 L DIESEL ENG.				Pressure; W/O A.P.; W/O-Ring Fitting; Eng. VIN A; W/Calif. Emission System.....			
Pressure	71219			Return; Eng. VIN 3.....			
Reservoir		♣		Return; Eng. VIN A; W/Calif. Emission System.....			
Return		*13"		Return; Eng. VIN K; W/O Calif. Emission System.....			
V-8 5.0 L ENG.				V-8 4.4 L ENG.; V-8 5.0 L ENG.			
Pressure	71074			Pressure			
Return		*12"		Return			
V-8 5.7 L DIESEL ENG.				1979			
Pressure - Hydroboost To Gear.....	71226			V-6 200 ENG.			
Pressure - Pump To Hydroboost.....	71225			Pressure; W/Flared Fitting; W/O Calif. Emission System.....			
Return - Gear To Pump.....		*13"		Pressure; W/O-Ring Fitting; W/O Calif. Emission System.....			
Return - Hydroboost To Pump.....		*42"		Return			
1982				V-6 231 ENG.			
V-6 3.8 L ENG.				Pressure; Eng. VIN 2.....			
Pressure; Eng. VIN A; W/Calif. Emission System.....	80138			Pressure; Eng. VIN A; W/A.P.....			
Pressure; Eng. VIN K; W/O Calif. Emission System.....	71043			Pressure; Eng. VIN A; W/O A.P.....			
Return; Eng. VIN A; W/Calif. Emission System.....		*13"					

SYSTEM PUMP & GEAR IDENT.

SYSTEM & COMPONENT IDENT.

PASS. CARS

LIGHT TRUCKS

MEDIUM/HEAVY TRUCKS

BUSES

HOSE NUMERICAL

REPAIR KITS

KIT NUMERICAL

ILLUSTRATIONS

* Cut From C.P.E. 3/8" I.D. Hose: 71350 (48"), 81352 (25').
 † Cut From S.A.E. 11/32" I.D. Hose: 80062 (12"), 80063 (24"), 80064 (36"), 81353 (25').
 ★ Cut From S.A.E. 3/8" I.D. Hose: 71224 (24"), 71236 (36"), 71206 (48"), 81206 (25'). May Also Use 3/8" C.P.E.
 ♣ Cut From S.A.E. 5/8" I.D. Hose: 71351 (36").
 □ Cut From 1/2" I.D. Suction Hose: 71296 (36"), 81354 (10').
 ♠ Cut From 5/8" I.D. Suction Hose: 71207 (42"), 81355 (10').
 * Cut From 3/4" I.D. Suction Hose: 71297 (36"), 81356 (10').
 ☆ See Page A14 For Pump or Gear Identification.

Ⓜ Two Required.
 Ⓝ Three Required.
 Ⓞ Four Required.
 ⚡ Cut To Fit.
 ♠ Replaces Both Upper and Lower Hose.
 ▲ 252660 Adaptor Required For Some Models.
 ♣ See Page A6 For Installation Procedure.

Power Steering Hose for Passenger Cars

	Application	Assembly Number	Multi-Use Hose	End Fitting	Application	Assembly Number	Multi-Use Hose	End Fitting
SYSTEM PUMP & GEAR IDENT.	CHEVROLET - Continued				CHEVROLET - Continued			
SYSTEM & COMPONENT IDENT.	MONTE CARLO - Continued				MONTE CARLO - Continued			
	1979 - Continued				1971 - Continued			
	V-6 231 ENG. - Continued				V-8 402 ENG.; V-8 454 ENG.			
	Return; Eng. VIN 2		★		Pressure	70269		
	Return; Eng. VIN A	<70177	★18"	39859	Return	<70551	★28"	39135
	V-8 267 ENG.; V-8 305 ENG.				1970			
	Pressure; W/A.C.	80141			V-8 350 ENG.			
	Pressure; W/O A.C.	70260			Pressure	70255		
	Return	<70551	★20"	39135	Return	<70551	★28"	39135
	1978				V-8 400 ENG.; V-8 402 ENG.; V-8 454 ENG.			
	V-6 200 ENG.				Pressure			
	Pressure	70277			Return	<70551	★28"	39135
	Return		★20"		MONZA			
PASS. CARS	V-6 231 ENG.				1980			
	Pressure; W/A.P.	80137			4-CYL. 2.5 L ENG.			
	Pressure; W/O A.P.	70247			Pressure	71069		
	Return	<70177	★18"	39859	Return		★10"	
	V-8 305 ENG.				V-6 3.8 L ENG.			
	Pressure; W/A.C.	80141			Pressure	71078		
	Pressure; W/O A.C.	70260			Return		★15"	
	Return	<70551	★20"	39135	1979-1978			
LIGHT TRUCKS	1977				4-CYL. 151 ENG.			
	V-8 305 ENG.; V-8 350 ENG.				Return			
	Pressure	80116			Pressure	<70629	★12"	39859
	Return	<70518	★20"	39135	V-6 196 ENG.; V-6 231 ENG.			
MEDIUM/HEAVY TRUCKS	1976				Pressure			
	V-8 305 ENG.; V-8 350 ENG.; V-8 400 ENG.				Return			
	Pressure	80116			Pressure	80120		
	Return	<70551	★20"	39135	Return	<70518	★18"	39135
	1975-1973				V-8 305 ENG.			
	V-8 350 ENG.; V-8 400 ENG.				Pressure			
	Pressure	80116			Return	<70629	★12"	39859
	Return	<70551	★20"	39135	1977			
BUSES	V-8 454 ENG.				4-CYL. 140 ENG.			
	Pressure	70269			Pressure	80218		
	Return	<70551	★20"	39135	Return	<70518	★18"	39135
	1972				V-8 305 ENG.			
	V-8 350 ENG.				Pressure			
	Pressure	70255			Return	<70629	★14"	39859
	Return	<70551	★20"	39135	1976			
	V-8 400 ENG.				4-CYL. 140 ENG.			
	Pressure	80116			Pressure	80218		
	Return	<70551	★24"	39135	Return	<70551	★18"	39135
HOSE NUMERICAL	V-8 402 ENG.; V-8 454 ENG.				V-8 262 ENG.; V-8 305 ENG.			
	Pressure	70269			Pressure	70260		
	Return	<70551	★20"	39135	Return	<70629	★14"	39859
	1971				1975			
	V-8 350 ENG.				4-CYL. 140 ENG.			
	Pressure	70255			Pressure	70260		
	Return	<70551	★28"	39135	Return	<70629	★18"	39859
	V-8 400 ENG.				V-8 262 ENG.; V-8 350 ENG.			
	Pressure; W/2-Bbl. Carb.	70255			Pressure	70260		
	Pressure; W/4-Bbl. Carb.	70269			Return	<70629	★14"	39859
	Return	<70551	★28"	39135	ILLUSTRATIONS			

* Cut From C.P.E. 3/8" I.D. Hose: 71350 (48"), 81352 (25').

† Cut From S.A.E. 11/32" I.D. Hose: 80062 (12"), 80063 (24"), 80064 (36"), 81353 (25').

★ Cut From S.A.E. 3/8" I.D. Hose: 71224 (24"), 71236 (36"), 71206 (48"), 81206 (25'). May Also Use 3/8" C.P.E.

♣ Cut From S.A.E. 5/8" I.D. Hose: 71351 (36').

□ Cut From 1/2" I.D. Suction Hose: 71296 (36"), 81354 (10').

♠ Cut From 5/8" I.D. Suction Hose: 71207 (42"), 81355 (10').

✱ Cut From 3/4" I.D. Suction Hose: 71297 (36"), 81356 (10').

☆ See Page A14 For Pump or Gear Identification.

Ⓜ Two Required.

Ⓝ Three Required.

Ⓞ Four Required.

Ⓟ Cut To Fit.

Ⓠ Replaces Both Upper and Lower Hose.

▲ 252660 Adaptor Required For Some Models.

♣ See Page A6 For Installation Procedure.

Power Steering Hose for Passenger Cars

Application	Assembly Number	Multi-Use Hose	End Fitting	Application	Assembly Number	Multi-Use Hose	End Fitting
CHEVROLET - Continued				CHEVROLET - Continued			
NOVA				NOVA - Continued			
1988				1973 - Continued			
4-CYL. 1.6 L ENG.				V-8 307 ENG.; V-8 350 ENG.			
Pressure; Eng. VIN 4.....	91632			Pressure	70270		
Return; Eng. VIN 4		*14"		Return		*	
Return; Eng. VIN 5		*17"					
1987-1985				1972-1971			
4-CYL. 1.6 L ENG.				6-CYL. 250 ENG.			
Pressure	91632			Pressure	70257		
Return		*14"		Return	≠70551	*30"	39135
1979-1978				V-8 307 ENG.; V-8 350 ENG.			
6-CYL. 250 ENG.				Pressure			
Pressure; W/A.P.....	80133			Return	70254		
Pressure; W/O A.P.....	80132			Return	≠70551	*30"	39135
Return	≠70629	*12"	39859				
V-8 305 ENG.; V-8 350 ENG.				1970			
Pressure	80116			6-CYL. 230 ENG.; 6-CYL. 250 ENG.			
Return	≠70551	*20"	39135	Pressure	70257		
1977				Return	≠70551	*30"	39135
6-CYL. 250 ENG.				V-8 307 ENG.; V-8 350 ENG.; V-8 396 ENG.; V-8 402 ENG.			
Pressure; W/A.P.....	80133			Pressure	70254		
Pressure; W/O A.P.....	80132			Return	≠70551	*30"	39135
Return	≠70518	*16"	39859				
V-8 305 ENG.; V-8 350 ENG.				1969			
Pressure	80116			6-CYL. 230 ENG.; 6-CYL. 250 ENG.			
Return	≠70518	*20"	39135	Pressure	70230		
1976				Return	≠70551	*27"	39135
6-CYL. 250 ENG.				V-8 307 ENG.; V-8 350 ENG.; V-8 396 ENG.			
Pressure; W/A.P.....	80133			Pressure	70248		
Pressure; W/O A.P.....	80132			Return	≠70551	*27"	39135
Return	≠70518	*16"	39859				
V-8 305 ENG.; V-8 350 ENG.				SPECTRUM			
Pressure	80116			1988-1985			
Return	≠70518	*20"	39135	4-CYL. 1.5 L ENG.			
1975				Pressure	71376		
6-CYL. 250 ENG.				Reservoir		□	
Pressure; W/A.P.....	80133			Return		*12"	
Pressure; W/O A.P.....	80132						
Return		*	39859	VEGA			
V-8 305 ENG.; V-8 350 ENG.				1977			
Pressure	70263			4-CYL. 140 ENG.			
Return	≠70551	*20"	39135	Pressure	80218		
1975				Return	≠70518	*18"	39135
6-CYL. 250 ENG.				1976			
Pressure; W/A.P.....	80133			4-CYL. 122 ENG.; 4-CYL. 140 ENG.			
Pressure; W/O A.P.....	80132			Pressure	80218		
Return		*	39859	Return	≠70518	*18"	39135
V-8 262 ENG.; V-8 350 ENG.				1975			
Pressure	70263			4-CYL. 122 ENG.; 4-CYL. 140 ENG.			
Return	≠70551	*20"	39135	Pressure	70260		
1974				Return	≠70629	*18"	39859
6-CYL. 250 ENG.				1974-1973			
Pressure	70257			4-CYL. 140 ENG.			
Return	≠70551	*30"	39135	Pressure	70260		
V-8 350 ENG.				Return	≠70629	*18"	39859
Pressure	70270						
Return		*					
1973							
6-CYL. 250 ENG.							
Pressure	70257						
Return	≠70551	*30"	39135				

* Cut From C.P.E. 3/8" I.D. Hose: 71350 (48"), 81352 (25').
 † Cut From S.A.E. 11/32" I.D. Hose: 80062 (12"), 80063 (24"), 80064 (36"), 81353 (25').
 ★ Cut From S.A.E. 3/8" I.D. Hose: 71224 (24"), 71236 (36"), 71206 (48"), 81206 (25'). May Also Use 3/8" C.P.E.
 ❖ Cut From S.A.E. 5/8" I.D. Hose: 71351 (36").
 □ Cut From 1/2" I.D. Suction Hose: 71296 (36"), 81354 (10').
 ❖ Cut From 5/8" I.D. Suction Hose: 71207 (42"), 81355 (10').
 * Cut From 3/4" I.D. Suction Hose: 71297 (36"), 81356 (10').
 ☆ See Page A14 For Pump or Gear Identification.

Ⓜ Two Required.
 Ⓝ Three Required.
 Ⓞ Four Required.
 ≠ Cut To Fit.
 Ⓢ Replaces Both Upper and Lower Hose.
 ▲ 252660 Adaptor Required For Some Models.
 ❖ See Page A6 For Installation Procedure.

SYSTEM
PUMP &
GEAR
IDENT.

SYSTEM &
COM-
PONENT
IDENT.

PASS.
CARS

LIGHT
TRUCKS

MEDIUM/
HEAVY
TRUCKS

BUSES

HOSE
NUMER-
ICAL

REPAIR
KITS

KIT
NUMER-
ICAL

ILLUSTRATIONS

Power Steering Hose for Passenger Cars

	Application	Assembly Number	Multi-Use Hose	End Fitting	Application	Assembly Number	Multi-Use Hose	End Fitting
SYSTEM PUMP & GEAR IDENT.	CHEVROLET - Continued				CHRYSLER - Continued			
	VEGA - Continued				CORDOBA - Continued			
	1972-1971				1981			
	4-CYL. 140 ENG.				6-CYL. 3.7 L ENG.; V-8 5.2 L ENG.			
	Pressure	70260			Pressure	71137		
SYSTEM & COMPONENT IDENT.	Return	≠70177	★18"	39859	Return		★12"	
	CHRYSLER				1980			
	CIRRUS				6-CYL. 3.7 L ENG.; V-8 5.2 L ENG.; V-8 5.9 L ENG.			
	1995				1979			
	4-CYL. 2.4 L ENG.				V-8 318 ENG.; V-8 360 ENG.			
PASS. CARS	Pressure	80314			Pressure; W/A.P.	71156		
	Return - Cooler To Intermediate Hose...	92075	†14"		Pressure; W/O A.P.	70351		
	Return - Gear To Cooler	92074	†14"		Return		★15"	
	Return - Pipe To Pipe		★12"					
	Return - Pipe To Reservoir		★20"					
	V-6 2.5 L ENG.				1978-1977			
LIGHT TRUCKS	Pressure	91896			V-8 318 ENG.; V-8 360 ENG.			
	Return - Cooler To Intermediate Hose...	92075	†14"		Pressure; W/A.P.	71156		
	Return - Gear To Cooler	92074	†14"		Pressure; W/O A.P.	70351		
	Return - Pipe To Pipe		★12"		Return		★15"	
	Return - Pipe To Reservoir		★20"					
	CONCORDE				V-8 400 ENG.			
	1995				Pressure; W/Chrysler P.S. Pump; ☆D... 80126			
	V-6 3.3 L ENG.				Pressure; W/Saginaw P.S. Pump; ☆B... 70347			
	Pressure	80061			Return		★15"	
	Reservoir; Dec. 12 & Newer	80169						
	Return; W/O Cooler		†14"					
	V-6 3.5 L ENG.				1976			
	Pressure	91823			V-8 318 ENG.; V-8 360 ENG.			
	Return; W/O Cooler		†14"		Pressure; W/Chrysler P.S. Pump; ☆D... 80127			
MEDIUM/HEAVY TRUCKS					Pressure; W/Saginaw P.S. Pump; W/A.P.; ☆B	71156		
					Pressure; W/Saginaw P.S. Pump; W/O A.P.; ☆B.....	70351		
					Return		★15"	
	1994-1993				V-8 400 ENG.			
	V-6 3.3 L ENG.				Pressure; W/Chrysler P.S. Pump; ☆D... 80126			
	Pressure	80061			Pressure; W/Saginaw P.S. Pump; ☆B... 70351			
	Reservoir	80165			Return		★15"	
	Return; W/O Cooler		†14"					
BUSES								
	V-6 3.5 L ENG.				1975			
	Pressure	91823			V-8 318 ENG.; V-8 360 ENG.; V-8 400 ENG.			
	Return; W/O Cooler		†14"		Pressure; W/Chrysler P.S. Pump; ☆D... 80126			
					Pressure; W/Saginaw P.S. Pump; W/A.P.; ☆B	71156		
					Pressure; W/Saginaw P.S. Pump; W/O A.P.; ☆B.....	70347		
					Return		★15"	
	CONQUEST				DAYTONA			
	1989-1987				1993			
	4-CYL. 2.6 L ENG.				4-CYL. 2.2 L ENG. (CANADA)			
	Pressure	91620			Pressure; W/Saginaw P.S. Pump; ☆B... 91508			
	Reservoir		□		Pressure; W/ZF P.S. Pump	91703		
	Return - Cooler To Reservoir		★18"		Return		★20"	
	Return - Gear To Cooler	91905						
REPAIR KITS					4-CYL. 2.5 L ENG. (CANADA)			
	CORDOBA				Pressure			
	1983-1982				Return			
	6-CYL. 3.7 L ENG.; V-8 5.2 L ENG.				Pressure			
	Pressure	71137			Return	91508		★13"
	Return; W/O Cooler		★12"					
	Return - Cooler To Reservoir		★3"		V-6 3.0 L ENG. (CANADA)			
	Return - Gear To Cooler		★10"		Pressure	71804		
					Return			★14"

ILLUSTRATIONS

* Cut From C.P.E. 3/8" I.D. Hose: 71350 (48"), 81352 (25").
 † Cut From S.A.E. 11/32" I.D. Hose: 80062 (12"), 80063 (24"), 80064 (36"), 81353 (25").
 ★ Cut From S.A.E. 3/8" I.D. Hose: 71224 (24"), 71236 (36"), 71206 (48"), 81206 (25"). May Also Use 3/8" C.P.E.
 ❖ Cut From S.A.E. 5/8" I.D. Hose: 71351 (36").
 □ Cut From 1/2" I.D. Suction Hose: 71296 (36"), 81354 (10').
 ❖ Cut From 5/8" I.D. Suction Hose: 71207 (42"), 81355 (10').
 ✱ Cut From 3/4" I.D. Suction Hose: 71297 (36"), 81356 (10').
 ☆ See Page A14 For Pump or Gear Identification.

② Two Required.
 ③ Three Required.
 ④ Four Required.
 ≪ Cut To Fit.
 ✪ Replaces Both Upper and Lower Hose.
 ▲ 252660 Adaptor Required For Some Models.
 ❖ See Page A6 For Installation Procedure.

Power Steering Hose for Passenger Cars

Application	Assembly Number	Multi-Use Hose	End Fitting	Application	Assembly Number	Multi-Use Hose	End Fitting
CHRYSLER - Continued				CHRYSLER - Continued			
DAYTONA - Continued				DYNASTY			
1992				1993			
4-CYL. 2.2 L ENG. (CANADA)				V-6 3.3 L ENG. (CANADA)			
Pressure; W/Saginaw P.S. Pump; ☆B...	91508			Pressure	71805		
Pressure; W/ZF P.S. Pump	91703			Reservoir		♣9"	
Return		★20"		Return		★15"	
4-CYL. 2.5 L ENG. (CANADA)				1992-1991			
Pressure	91508		★13"	4-CYL. 2.5 L ENG. (CANADA)			
Return				Pressure	91508		★13"
V-6 3.0 L ENG. (CANADA)				V-6 3.3 L ENG. (CANADA)			
Pressure	80277		★14"	Pressure	71805		♣9"
Return				Reservoir		★16"	
1991				1990			
4-CYL. 2.5 L ENG. (CANADA)				4-CYL. 2.5 L ENG. (CANADA)			
Pressure	91508		★13"	Pressure	91508		★13"
Return				Return			
V-6 3.0 L ENG. (CANADA)				V-6 3.0 L ENG. (CANADA)			
Pressure	80277		★14"	Pressure	80277		★14"
Return				Return			
1990				V-6 3.3 L ENG. (CANADA)			
4-CYL. 2.2 L ENG. (CANADA)				Pressure			
Pressure	91703		★13"	Return	71805		★16"
Return				1989-1988			
4-CYL. 2.5 L ENG. (CANADA)				4-CYL. 2.5 L ENG. (CANADA)			
Pressure	91508		★13"	Pressure	91508		★12"
Return				Return			
V-6 3.0 L ENG. (CANADA)				V-6 3.0 L ENG. (CANADA)			
Pressure	80277		★14"	Pressure	71804		★24"
Return				Return			
1989				E CLASS			
4-CYL. 2.2 L ENG. (CANADA); 4-CYL. 2.5 L ENG. (CANADA)				1984			
Pressure; W/Saginaw P.S. Pump; ☆B...	91508			4-CYL. 2.2 L ENG.; 4-CYL. 2.6 L ENG.			
Pressure; W/ZF P.S. Pump	91703		★13"	Pressure	91508		★12"
Return				Return			
1988				1983			
4-CYL. 2.2 L ENG. (CANADA); 4-CYL. 2.5 L ENG. (CANADA)				4-CYL. 2.2 L ENG.; 4-CYL. 2.6 L ENG.			
Pressure; W/Saginaw P.S. Pump; ☆B...	91508			Pressure	91476		★12"
Pressure; W/ZF P.S. Pump; Sept. 26 & Older	91665			Return			
Pressure; W/ZF P.S. Pump; Sept. 27 & Newer	91703		★13"	EXECUTIVE			
Return				1986			
1987				4-CYL. 2.2 L ENG. (CANADA)			
4-CYL. 2.2 L ENG. (CANADA); 4-CYL. 2.5 L ENG. (CANADA)				Pressure			
Pressure	91508		★10"	Return	91508		★12"
Return				1985-1984			
1986-1984				4-CYL. 2.6 L ENG.			
4-CYL. 2.2 L ENG. (CANADA)				Pressure			
Pressure	91508		★10"	Return	91508		★12"
Return							

SYSTEM PUMP & GEAR IDENT.
SYSTEM & COMPONENT IDENT.
PASS. CARS
LIGHT TRUCKS
MEDIUM/HEAVY TRUCKS
BUSES
HOSE NUMERICAL
REPAIR KITS
KIT NUMERICAL
ILLUSTRATIONS

* Cut From C.P.E. 3/8" I.D. Hose: 71350 (48"), 81352 (25").
 † Cut From S.A.E. 11/32" I.D. Hose: 80062 (12"), 80063 (24"), 80064 (36"), 81353 (25").
 ★ Cut From S.A.E. 3/8" I.D. Hose: 71224 (24"), 71236 (36"), 71206 (48"), 81206 (25"). May Also Use 3/8" C.P.E.
 ♣ Cut From S.A.E. 5/8" I.D. Hose: 71351 (36").
 □ Cut From 1/2" I.D. Suction Hose: 71296 (36"), 81354 (10').
 ♠ Cut From 5/8" I.D. Suction Hose: 71207 (42"), 81355 (10').
 ✱ Cut From 3/4" I.D. Suction Hose: 71297 (36"), 81356 (10').
 ☆ See Page A14 For Pump or Gear Identification.

② Two Required.
 ③ Three Required.
 ④ Four Required.
 ≡ Cut To Fit.
 ♠ Replaces Both Upper and Lower Hose.
 ▲ 252660 Adaptor Required For Some Models.
 ♣ See Page A6 For Installation Procedure.

Power Steering Hose for Passenger Cars

	Application	Assembly Number	Multi-Use Hose	End Fitting	Application	Assembly Number	Multi-Use Hose	End Fitting
SYSTEM PUMP & GEAR IDENT.	CHRYSLER - Continued				CHRYSLER - Continued			
SYSTEM & COMPONENT IDENT.	EXECUTIVE - Continued				IMPERIAL - Continued			
PASS. CARS	1983				1972-1969			
	4-CYL. 2.6 L ENG.				V-8 440 ENG.			
	Pressure	91476			Pressure	80119		
	Return		★12"		Return		★12"	
LIGHT TRUCKS	FIFTH AVENUE				1968-1967			
	1989-1984				V-8 440 ENG.			
	V-8 5.2 L ENG.				Pressure			
	Pressure	71137			Pressure	70329		
	Return; W/O Cooler		★12"		Return		★12"	
	Return - Cooler To Pump		★3"					
	Return - Gear To Cooler		★10"					
MEDIUM/HEAVY TRUCKS	1983				1966			
	6-CYL. 3.7 L ENG.; V-8 5.2 L ENG.				V-8 440 ENG.			
	Pressure	71137			Pressure	70329		
	Return; W/O Cooler		★12"		Reservoir		⊕45"	
	Return - Cooler To Pump		★3"					
	Return - Gear To Cooler		★10"					
BUSES	IMPERIAL				1965-1962			
	1993				V-8 413 ENG.			
	V-6 3.8 L ENG.				Pressure			
	Pressure	71805			Pressure	70329		
	Return		★15"		Reservoir		⊕45"	
	Return							
HOSE NUMERICAL	1992				1961-1959			
	V-6 3.8 L ENG.				V-8 413 ENG.			
	Pressure	71805			Reservoir		⊕	
	Reservoir		⊕9"					
	Return		★13"					
REPAIR KITS	1991				1958-1957			
	V-6 3.3 L ENG.; V-6 3.8 L ENG.				V-8 392 ENG.			
	Pressure	71805			Reservoir		⊕	
	Reservoir		⊕9"					
	Return		★13"					
KIT NUMERICAL	1990				INTREPID			
	V-6 3.3 L ENG.				1995			
	Pressure	71805			V-6 3.3 L ENG. (CANADA)			
	Return		★13"		Pressure	80061		
					Reservoir; Dec. 12 & Newer.....	80169		
ILLUSTRATIONS	1983-1981				V-6 3.5 L ENG. (CANADA)			
	V-8 5.2 L ENG.				Pressure			
	Pressure	71137			Pressure	91823		
	Return; W/O Cooler		★12"		Return; W/O Cooler		†14"	
	Return - Cooler To Pump		★3"		Return - Cooler To Reservoir	80169		
	Return - Gear To Cooler		★10"					
	1975-1974				1994-1993			
	V-8 440 ENG.				V-6 3.3 L ENG. (CANADA)			
	Pressure; W/A.P.....	80126			Pressure	80061		
	Pressure; W/O A.P.....	70353			Reservoir	80165		
	Return		★15"		Return; W/O Cooler		†14"	
	1973				V-6 3.5 L ENG. (CANADA)			
	V-8 440 ENG.				Pressure			
	Pressure	70353			Pressure	91823		
	Return		★15"		Reservoir	80164		
					Return; W/O Cooler		†14"	
	1972-1971				LASER			
	V-8 440 ENG.				1986			
	Pressure				4-CYL. 2.2 L ENG.; 4-CYL. 2.5 L ENG.			
	Return				Pressure	91508		
					Return		★10"	
	1970-1969				1985-1984			
	V-8 440 ENG.				4-CYL. 2.2 L ENG.			
	Pressure				Pressure	91508		
	Return				Return		★10"	

* Cut From C.P.E. 3/8" I.D. Hose: 71350 (48"), 81352 (25").
 † Cut From S.A.E. 11/32" I.D. Hose: 80062 (12"), 80063 (24"), 80064 (36"), 81353 (25").
 ★ Cut From S.A.E. 3/8" I.D. Hose: 71224 (24"), 71236 (36"), 71206 (48"), 81206 (25"). May Also Use 3/8" C.P.E.
 † Cut From S.A.E. 5/8" I.D. Hose: 71351 (36").
 □ Cut From 1/2" I.D. Suction Hose: 71296 (36"), 81354 (10').
 ⊕ Cut From 5/8" I.D. Suction Hose: 71207 (42"), 81355 (10').
 ⊕ Cut From 3/4" I.D. Suction Hose: 71297 (36"), 81356 (10').
 ☆ See Page A14 For Pump or Gear Identification.

⊕ Two Required.
 ⊕ Three Required.
 ⊕ Four Required.
 ⊕ Cut To Fit.
 ⊕ Replaces Both Upper and Lower Hose.
 ▲ 252660 Adaptor Required For Some Models.
 ⊕ See Page A6 For Installation Procedure.

Power Steering Hose for Passenger Cars

Application	Assembly Number	Multi-Use Hose	End Fitting	Application	Assembly Number	Multi-Use Hose	End Fitting	
CHRYSLER - Continued				CHRYSLER - Continued				
LEBARON				LEBARON - Continued				
1995				1983-1982				
V-6 3.0 L ENG.				4-CYL. 2.2 L ENG.; 4-CYL. 2.6 L ENG.				
Pressure	71804			Pressure	91476			
Return		†14"		Return		★12"		
1994-1993				1981-1980				
4-CYL. 2.5 L ENG.				6-CYL. 3.7 L ENG.; V-8 5.2 L ENG.				
Pressure	91508			Pressure	71137			
Return		★13"		Return		★12"		
V-6 3.0 L ENG.				1979				
Pressure	71804			6-CYL. 225 ENG.				
Return		★14"		Pressure; Feb. 1 & Newer.....	71054			
1992-1991				Pressure; Jan. 31 & Older.....				71156
4-CYL. 2.5 L ENG.				Return				★12"
Pressure	91508			V-8 318 ENG.; V-8 360 ENG.				
Return		★13"		Pressure; W/A.P.....	71156			
V-6 3.0 L ENG.				Pressure; W/O A.P.....				80131
Pressure	80277			Return		★12"		
Return		†14"		1978				
1990				6-CYL. 225 ENG.				
4-CYL. 2.2 L ENG.				Pressure				80131
Pressure; W/Saginaw P.S. Pump; ☆B...	91508			Return		★12"		
Pressure; W/ZF P.S. Pump.....	91703			V-8 318 ENG.; V-8 360 ENG.				
Return		★13"		Pressure; W/A.P.....	71156			
4-CYL. 2.5 L ENG.				Pressure; W/O A.P.....				70351
Pressure	91508			Return		★12"		
Return		★13"		1977				
V-6 3.0 L ENG.				V-8 318 ENG.				
Pressure	80277			Pressure; W/A.P.....	71156			
Return		†14"		Pressure; W/O A.P.....	70351			
1989				Return				★12"
4-CYL. 2.2 L ENG.; 4-CYL. 2.5 L ENG.				1967				
Pressure; W/Saginaw P.S. Pump; ☆B...	91508			V-8 440 ENG.				
Pressure; W/ZF P.S. Pump.....	91703			Pressure	70329			
Return		★13"		Return		★24"		
1988				1966				
4-CYL. 2.2 L ENG.; 4-CYL. 2.5 L ENG.				V-8 440 ENG.				
Pressure; W/Saginaw P.S. Pump; ☆B...	91508			Pressure	70329			
Pressure; W/ZF P.S. Pump; Sept. 25 & Older.....	91665			Reservoir		⊕24"		
Pressure; W/ZF P.S. Pump; Sept. 26 & Newer.....	91703			1965				
Return		★13"		V-8 413 ENG.				
1987-1986				Pressure				70329
4-CYL. 2.2 L ENG.; 4-CYL. 2.5 L ENG.				Reservoir				⊕24"
Pressure	91508			1964-1962				
Return		★10"		V-8 413 ENG.				
1985-1984				Pressure				70329
4-CYL. 2.2 L ENG.; 4-CYL. 2.6 L ENG.				Reservoir				⊕45"
Pressure	91508			1961-1959				
Return		★10"		V-8 413 ENG.				
				Reservoir				⊕

SYSTEM PUMP & GEAR IDENT.
SYSTEM & COMPONENT IDENT.
PASS. CARS
LIGHT TRUCKS
MEDIUM/HEAVY TRUCKS
BUSES
HOSE NUMERICAL
REPAIR KITS
KIT NUMERICAL
ILLUSTRATIONS

* Cut From C.P.E. 3/8" I.D. Hose: 71350 (48"), 81352 (25").
 † Cut From S.A.E. 11/32" I.D. Hose: 80062 (12"), 80063 (24"), 80064 (36"), 81353 (25").
 ★ Cut From S.A.E. 3/8" I.D. Hose: 71224 (24"), 71236 (36"), 71206 (48"), 81206 (25"). May Also Use 3/8" C.P.E.
 ♣ Cut From S.A.E. 5/8" I.D. Hose: 71351 (36").
 □ Cut From 1/2" I.D. Suction Hose: 71296 (36"), 81354 (10').
 ⊕ Cut From 5/8" I.D. Suction Hose: 71207 (42"), 81355 (10').
 ☆ Cut From 3/4" I.D. Suction Hose: 71297 (36"), 81356 (10').
 ☆ See Page A14 For Pump or Gear Identification.

② Two Required.
 ③ Three Required.
 ④ Four Required.
 ⊕ Cut To Fit.
 ⊕ Replaces Both Upper and Lower Hose.
 ▲ 252660 Adaptor Required For Some Models.
 ⊕ See Page A6 For Installation Procedure.

Power Steering Hose for Passenger Cars

	Application	Assembly Number	Multi-Use Hose	End Fitting	Application	Assembly Number	Multi-Use Hose	End Fitting
SYSTEM PUMP & GEAR IDENT.	CHRYSLER - Continued				CHRYSLER - Continued			
	LEBARON - Continued				NEW YORKER - Continued			
	1958-1957				1988 - Continued			
	V-8 392 ENG.				V-6 3.0 L ENG.			
	Reservoir		✦		Pressure	80277		
					Return		★12"	
SYSTEM & COMPONENT IDENT.	LHS				1987-1986			
	1995				4-CYL. 2.2 L ENG.; 4-CYL. 2.5 L ENG.			
	Pressure	91823			Pressure	91508		
	Return; W/O Cooler		†14"		Return		★12"	
	1994				1985-1984			
PASS. CARS	V-6 3.5 L ENG.				4-CYL. 2.2 L ENG.; 4-CYL. 2.6 L ENG.			
	Pressure	91823			Pressure	91508		
	Reservoir	80164			Return		★12"	
	Return; W/O Cooler		†14"		1983			
	NEW YORKER				4-CYL. 2.2 L ENG.; 4-CYL. 2.6 L ENG.			
	1995				Pressure			
	Pressure	91823			Return	91476		★12"
	Return; W/O Cooler		†14"		1982			
LIGHT TRUCKS	V-6 3.5 L ENG.				6-CYL. 3.7 L ENG.; V-8 5.2 L ENG.			
	Pressure	91823			Pressure	71137		
	Return; W/O Cooler		†14"		Return		★12"	
	1994				1981			
	V-6 3.5 L ENG.				V-8 5.2 L ENG.			
	Pressure	91823			Pressure	71137		
	Reservoir	80164			Return		★12"	
	Return; W/O Cooler		†14"		1980			
MEDIUM/HEAVY TRUCKS	1993				V-8 5.2 L ENG.; V-8 5.9 L ENG.			
	V-6 3.3 L ENG.				Pressure			
	Pressure	71805			Return	71137		★12"
	Reservoir		✦6"		1979			
	Return		★16"		V-8 318 ENG.; V-8 360 ENG.			
	V-6 3.8 L ENG.				Pressure; W/A.P.			
	Pressure	71805			Pressure; W/O A.P.	71156		
	Reservoir		✦6"		Return	70351		★12"
	Return		★15"		1978			
BUSES	1992-1991				V-8 360 ENG.			
	V-6 3.3 L ENG.; V-6 3.8 L ENG.				Pressure; W/A.P.			
	Pressure	71805			Pressure; W/O A.P.	70347		
	Reservoir		✦9"		Return		★12"	
	Return		★13"		V-8 400 ENG.; V-8 440 ENG.			
	1990				Pressure; W/A.P.			
	V-6 3.3 L ENG.				Pressure; W/O A.P.			
	Pressure	71805			Return		★12"	
	Return		★16"		1977			
HOSE NUMERICAL	1989				V-8 360 ENG.			
	V-6 3.0 L ENG.				Pressure			
	Pressure	80277			Return	70351		★12"
	Return		★12"		V-8 400 ENG.			
	1988				Pressure			
	4-CYL. 2.2 L ENG.				Return			
	Pressure	91508			Pressure; W/A.P.	71156		
	Return		★12"		Pressure; W/O A.P.	70351		★12"
REPAIR KITS								
KIT NUMERICAL								

* Cut From C.P.E. 3/8" I.D. Hose: 71350 (48"), 81352 (25').
 † Cut From S.A.E. 11/32" I.D. Hose: 80062 (12"), 80063 (24"), 80064 (36"), 81353 (25').
 ★ Cut From S.A.E. 3/8" I.D. Hose: 71224 (24"), 71236 (36"), 71206 (48"), 81206 (25'). May Also Use 3/8" C.P.E.
 ✦ Cut From S.A.E. 5/8" I.D. Hose: 71351 (36").
 □ Cut From 1/2" I.D. Suction Hose: 71296 (36"), 81354 (10').
 ✧ Cut From 5/8" I.D. Suction Hose: 71207 (42"), 81355 (10').
 ✨ Cut From 3/4" I.D. Suction Hose: 71297 (36"), 81356 (10').
 ☆ See Page A14 For Pump or Gear Identification.

② Two Required.
 ③ Three Required.
 ④ Four Required.
 ≪ Cut To Fit.
 ✧ Replaces Both Upper and Lower Hose.
 ▲ 252660 Adaptor Required For Some Models.
 ✦ See Page A6 For Installation Procedure.

Power Steering Hose for Passenger Cars

Application	Assembly Number	Multi-Use Hose	End Fitting	Application	Assembly Number	Multi-Use Hose	End Fitting
CHRYSLER - Continued				CHRYSLER - Continued			
NEW YORKER - Continued				NEW YORKER - Continued			
1977 - Continued				1965			
V-8 440 ENG. - Continued				V-8 413 ENG.			
Return		★12"		Pressure	70329		
				Reservoir		✦24"	
1976				1964-1962			
V-8 400 ENG.; V-8 440 ENG.				V-8 413 ENG.			
Pressure; W/Chrysler P.S. Pump; W/A.P.; ☆D	80126			Pressure	70329		
Pressure; W/Chrysler P.S. Pump; W/O A.P.; ☆D	70353			Reservoir		✦45"	
Pressure; W/Saginaw P.S. Pump; ☆B... Return	70351		★12"	1961-1959			
1975				V-8 413 ENG.			
V-8 400 ENG.; V-8 440 ENG.				Reservoir			
Pressure; W/Chrysler P.S. Pump; W/A.P.; ☆D	80126					✦	
Pressure; W/Chrysler P.S. Pump; W/O A.P.; ☆D	70353			1958-1957			
Pressure; W/Saginaw P.S. Pump; ☆B... Return	70347		★12"	V-8 392 ENG.			
1974				Reservoir			
V-8 440 ENG.							
Pressure; W/Chrysler P.S. Pump; W/A.P.; ☆D	80126			NEWPORT			
Pressure; W/Chrysler P.S. Pump; W/O A.P.; ☆D	70353			1981			
Pressure; W/Saginaw P.S. Pump; ☆B... Return	70347		★12"	6-CYL. 3.7 L ENG.; V-8 5.2 L ENG.			
1973				Pressure			
V-8 440 ENG.				71137			
Pressure; W/A.P.	80126			Return		★12"	
Pressure; W/O A.P.	70353			1980			
Return		★12"		6-CYL. 3.7 L ENG.; V-8 5.2 L ENG.; V-8 5.9 L ENG.			
1972-1970				Pressure			
V-8 440 ENG.				71137			
Pressure; W/Chrysler P.S. Pump; ☆D... Pressure; W/Saginaw P.S. Pump; ☆B... Return	80119 70343		★12"	1979			
1969				6-CYL. 225 ENG.			
V-8 440 ENG.				Pressure; Feb. 1 & Newer.....			
Pressure	80119		★12"	Pressure; Jan. 31 & Older.....	71054 71156		
Return				Return		★12"	
1968				V-8 318 ENG.; V-8 360 ENG.			
V-8 440 ENG.				Pressure; W/A.P.....			
Pressure	80119		★12"	Pressure; W/O A.P.....	71156 70351		
Return				Return		★12"	
1967				1978			
V-8 383 ENG.; V-8 440 ENG.				V-8 360 ENG.			
Pressure	70329		★24"	Pressure; W/A.P.....	70351		
Return				Pressure; W/O A.P.....	70347		★12"
1966				V-8 400 ENG.; V-8 440 ENG.			
V-8 383 ENG.; V-8 440 ENG.				Pressure; W/A.P.....			
Pressure	70329		✦24"	Pressure; W/O A.P.....	71156 70351		★12"
Reservoir				Return			

- * Cut From C.P.E. 3/8" I.D. Hose: 71350 (48"), 81352 (25').
- † Cut From S.A.E. 11/32" I.D. Hose: 80062 (12"), 80063 (24"), 80064 (36"), 81353 (25').
- ★ Cut From S.A.E. 3/8" I.D. Hose: 71224 (24"), 71236 (36"), 71206 (48"), 81206 (25'). May Also Use 3/8" C.P.E.
- ✦ Cut From S.A.E. 5/8" I.D. Hose: 71351 (36").
- Cut From 1/2" I.D. Suction Hose: 71296 (36"), 81354 (10').
- ✧ Cut From 5/8" I.D. Suction Hose: 71207 (42"), 81355 (10').
- ✪ Cut From 3/4" I.D. Suction Hose: 71297 (36"), 81356 (10').
- ☆ See Page A14 For Pump or Gear Identification.

- Ⓜ Two Required.
- Ⓝ Three Required.
- Ⓞ Four Required.
- ✧ Cut To Fit.
- ⬢ Replaces Both Upper and Lower Hose.
- ▲ 252660 Adaptor Required For Some Models.
- ✦ See Page A6 For Installation Procedure.

SYSTEM PUMP & GEAR IDENT.

SYSTEM & COMPONENT IDENT.

PASS. CARS

LIGHT TRUCKS

MEDIUM/HEAVY TRUCKS

BUSES

HOSE NUMERICAL

REPAIR KITS

KIT NUMERICAL

ILLUSTRATIONS

Power Steering Hose for Passenger Cars

	Application	Assembly Number	Multi-Use Hose	End Fitting	Application	Assembly Number	Multi-Use Hose	End Fitting
SYSTEM PUMP & GEAR IDENT.	CHRYSLER - Continued				CHRYSLER - Continued			
	NEWPORT - Continued				NEWPORT - Continued			
	1977 - Continued				1968-1967			
	V-8 440 ENG. - Continued				V-8 383 ENG.; V-8 440 ENG.			
	Return		★12"		Pressure	70329		★24"
SYSTEM & COMPONENT IDENT.	1976				1966			
	V-8 360 ENG.				V-8 383 ENG.; V-8 440 ENG.			
	Pressure; W/A.P.; W/Chrysler P.S. Pump; ☆D	80127			Pressure	70329		★24"
	Pressure; W/A.P.; W/Saginaw P.S. Pump; ☆B	70351			Reservoir		❖24"	
PASS. CARS	Pressure; W/O A.P.; W/Chrysler P.S. Pump; ☆D	70353			1965			
	Pressure; W/O A.P.; W/Saginaw P.S. Pump; ☆B	70347			V-8 383 ENG.			
	Return		★15"		Pressure	70329		❖24"
	V-8 400 ENG.; V-8 440 ENG.				1964-1962			
	Pressure; W/A.P.; W/Chrysler P.S. Pump; ☆D	80126			V-8 361 ENG.			
	Pressure; W/O A.P.; W/Chrysler P.S. Pump; ☆D	70353			Pressure	70329		❖45"
LIGHT TRUCKS	Pressure; W/Saginaw P.S. Pump; ☆B... ..	70351		★12"	Reservoir		❖45"	
	Return				1961			
	1975-1974				V-8 361 ENG.			
	V-8 360 ENG.				Reservoir			
	Pressure; W/A.P.	70351					❖	
	Pressure; W/O A.P.	70353			SARATOGA			
	Return		★15"		1960-1959			
	V-8 400 ENG.; V-8 440 ENG.				V-8 383 ENG.			
	Pressure; W/A.P.; W/Chrysler P.S. Pump; ☆D	80126			Reservoir		❖	
	Pressure; W/O A.P.; W/Chrysler P.S. Pump; ☆D	70353			1958-1957			
	Pressure; W/Saginaw P.S. Pump; ☆B... ..	70347			V-8 354 ENG.			
	Return		★12"		Reservoir		❖	
MEDIUM/HEAVY TRUCKS	1973				SEBRING			
	V-8 400 ENG.				1995			
	Pressure	70353			4-CYL. 2.0 L ENG.			
	Return		★12"		Pressure - From Pump	80066		
	V-8 440 ENG.				Pressure - To Gear	80325		
	Pressure; W/A.P.	80126			Return - Cooler To Reservoir		★12"	
	Pressure; W/O A.P.	70353			Return - From Gear; W/Cooler		★16"	
	Return		★12"		Return - Pipe To Cooler		★9"	
BUSES	1973				V-6 2.5 L ENG.			
	V-8 400 ENG.				Pressure - From Pump			
	Pressure	70353			Pressure - To Gear	80068		
	Return		★12"		Return - Cooler To Reservoir	80325		★12"
	V-8 440 ENG.				Return - From Gear; W/Cooler			★16"
	Pressure; W/A.P.	80126			Return - Pipe To Cooler		★9"	
	Pressure; W/O A.P.	70353			TC MASERATI			
	Return	70347			1991			
	1973				V-6 3.0 L ENG.			
	Pressure; W/Chrysler P.S. Pump; ☆D... ..	70341			Pressure	80277		†14"
	Pressure; W/Saginaw P.S. Pump; ☆B... ..	70343			Return			
	Return		★12"		1990			
	1971				4-CYL. 2.2 L ENG.			
	V-8 360 ENG.; V-8 400 ENG.; V-8 440 ENG.				Pressure; W/Saginaw P.S. Pump; ☆B... ..			
	Pressure; W/Chrysler P.S. Pump; ☆D... ..	70341			Pressure; W/ZF P.S. Pump	91508		
	Pressure; W/Saginaw P.S. Pump; ☆B... ..	70343			Return	91703		
	Return		★12"					
	1970-1969							
	V-8 383 ENG.; V-8 440 ENG.							
	Pressure; W/Chrysler P.S. Pump; ☆D... ..	70341						
	Pressure; W/Saginaw P.S. Pump; ☆B... ..	70343						
	Return		★12"					
HOSE NUMERICAL								
	1972							
	V-8 360 ENG.; V-8 400 ENG.; V-8 440 ENG.							
	Pressure; W/Chrysler P.S. Pump; ☆D... ..	70341						
	Pressure; W/Saginaw P.S. Pump; ☆B... ..	70343						
	Return		★12"					
REPAIR KITS								
	1971							
	V-8 360 ENG.; V-8 383 ENG.; V-8 440 ENG.							
	Pressure; W/Chrysler P.S. Pump; ☆D... ..	70341						
	Pressure; W/Saginaw P.S. Pump; ☆B... ..	70343						
	Return		★12"					
KIT NUMERICAL								
	1970-1969							
	V-8 383 ENG.; V-8 440 ENG.							
	Pressure; W/Chrysler P.S. Pump; ☆D... ..	70341						
	Pressure; W/Saginaw P.S. Pump; ☆B... ..	70343						
	Return		★12"					

* Cut From C.P.E. 3/8" I.D. Hose: 71350 (48"), 81352 (25").
 † Cut From S.A.E. 11/32" I.D. Hose: 80062 (12"), 80063 (24"), 80064 (36"), 81353 (25").
 ★ Cut From S.A.E. 3/8" I.D. Hose: 71224 (24"), 71236 (36"), 71206 (48"), 81206 (25"). May Also Use 3/8" C.P.E.
 ❖ Cut From S.A.E. 5/8" I.D. Hose: 71351 (36").
 □ Cut From 1/2" I.D. Suction Hose: 71296 (36"), 81354 (10').
 ❖ Cut From 5/8" I.D. Suction Hose: 71207 (42"), 81355 (10').
 ✱ Cut From 3/4" I.D. Suction Hose: 71297 (36"), 81356 (10').
 ☆ See Page A14 For Pump or Gear Identification.

② Two Required.
 ③ Three Required.
 ④ Four Required.
 < Cut To Fit.
 ● Replaces Both Upper and Lower Hose.
 ▲ 252660 Adaptor Required For Some Models.
 ❖ See Page A6 For Installation Procedure.

Power Steering Hose for Passenger Cars

Application	Assembly Number	Multi-Use Hose	End Fitting	Application	Assembly Number	Multi-Use Hose	End Fitting	
CHRYSLER - Continued				CHRYSLER - Continued				SYSTEM PUMP & GEAR IDENT.
TC MASERATI - Continued				TOWN & COUNTRY - Continued				
1990 - Continued				1977 - Continued				
4-CYL. 2.2 L ENG. - Continued				V-8 440 ENG.				
Return		★13"		Pressure; W/A.P.....	71156			
				Pressure; W/O A.P.....	70351	★12"		
				Return				
V-6 3.0 L ENG.				1976				
Pressure	80277		†14"	V-8 400 ENG.; V-8 440 ENG.				
Return				Pressure; W/Chrysler P.S. Pump;				
				W/A.P.; ☆D	80126			
1989				Pressure; W/Chrysler P.S. Pump; W/O				
4-CYL. 2.2 L ENG.				A.P.; ☆D	70353			
Pressure; W/Saginaw P.S. Pump; ☆B...	91508			Pressure; W/Saginaw P.S. Pump; ☆B...	70351	★12"		
Pressure; W/ZF P.S. Pump	91703	★13"		Return				
Return				1975				
TOWN & COUNTRY				V-8 400 ENG.; V-8 440 ENG.				
1988-1986				Pressure; W/Chrysler P.S. Pump;				
4-CYL. 2.2 L ENG.; 4-CYL. 2.5 L ENG.				W/A.P.; ☆D	80126			
Pressure	91508	★12"		Pressure; W/Chrysler P.S. Pump; W/O				
Return				A.P.; ☆D	70353			
1985-1984				Pressure; W/Saginaw P.S. Pump; ☆B...	70347	★12"		
4-CYL. 2.2 L ENG.; 4-CYL. 2.6 L ENG.				Return				
Pressure	91508	★12"		1974				
Return				V-8 440 ENG.				
1983-1982				Pressure; W/Chrysler P.S. Pump;				
4-CYL. 2.2 L ENG.; 4-CYL. 2.6 L ENG.				W/A.P.; ☆D	80126			
Pressure	91476	★12"		Pressure; W/Chrysler P.S. Pump; W/O				
Return				A.P.; ☆D	70353			
1981-1980				Pressure; W/Saginaw P.S. Pump; ☆B...	70347	★15"		
6-CYL. 3.7 L ENG.; V-8 5.2 L ENG.				Return				
Pressure	71137	★12"		1973				
Return				V-8 440 ENG.				
1979				Pressure; W/Chrysler P.S. Pump;				
6-CYL. 225 ENG.				W/A.P.; ☆D	80126			
Pressure	80131	★12"		Pressure; W/Chrysler P.S. Pump; W/O				
Return				A.P.; ☆D	70353			
V-8 318 ENG.; V-8 360 ENG.				Pressure; W/Saginaw P.S. Pump; ☆B...	70347	★12"		
Pressure; W/A.P.....	70351			Return				
Pressure; W/O A.P.....	80131	★12"		1972				
Return				V-8 400 ENG.; V-8 440 ENG.				
1978				Pressure; W/Chrysler P.S. Pump; ☆D...	80119			
6-CYL. 225 ENG.				Pressure; W/Saginaw P.S. Pump; ☆B...	70343	★12"		
Pressure	80131	★12"		Return				
Return				1971				
V-8 318 ENG.				V-8 383 ENG.; V-8 440 ENG.				
Pressure; W/A.P.....	70347			Pressure; W/Chrysler P.S. Pump; ☆D...	80119			
Pressure; W/O A.P.....	70351	★12"		Pressure; W/Saginaw P.S. Pump; ☆B...	70343	★12"		
Return				Return				
V-8 360 ENG.				WINDSOR				
Pressure; W/2-Bbl. Carb.....	70351			1961-1959				
Pressure; W/4-Bbl. Carb.....	70347	★12"		V-8 383 ENG.				
Return				Reservoir		✦		
1977				1958-1957				
V-8 400 ENG.				V-8 354 ENG.				
Pressure	71156	★12"		Reservoir		✦		
Return								

* Cut From C.P.E. 3/8" I.D. Hose: 71350 (48"), 81352 (25").
 † Cut From S.A.E. 11/32" I.D. Hose: 80062 (12"), 80063 (24"), 80064 (36"), 81353 (25").
 ★ Cut From S.A.E. 3/8" I.D. Hose: 71224 (24"), 71236 (36"), 71206 (48"), 81206 (25"). May Also Use 3/8" C.P.E.
 ✦ Cut From S.A.E. 5/8" I.D. Hose: 71351 (36").
 □ Cut From 1/2" I.D. Suction Hose: 71296 (36"), 81354 (10').
 ✧ Cut From 5/8" I.D. Suction Hose: 71207 (42"), 81355 (10').
 ✨ Cut From 3/4" I.D. Suction Hose: 71297 (36"), 81356 (10').
 ☆ See Page A14 For Pump or Gear Identification.

② Two Required.
 ③ Three Required.
 ④ Four Required.
 ✧ Cut To Fit.
 ✨ Replaces Both Upper and Lower Hose.
 ▲ 252660 Adaptor Required For Some Models.
 ✦ See Page A6 For Installation Procedure.

ILLUSTRATIONS

Power Steering Hose for Passenger Cars

	Application	Assembly Number	Multi-Use Hose	End Fitting	Application	Assembly Number	Multi-Use Hose	End Fitting
SYSTEM PUMP & GEAR IDENT.	CHRYSLER - Continued				DODGE			
SYSTEM & COMPONENT IDENT.	300				ARIES			
PASS. CARS	1971-1970				1987-1986			
	V-8 440 ENG.				4-CYL. 2.2 L ENG.; 4-CYL. 2.5 L ENG.			
	Pressure; W/Chrysler P.S. Pump; ☆D...	80119			Pressure	91508		
	Pressure; W/Saginaw P.S. Pump; ☆B...	70343			Return		★10"	
	Return		★12"		1985-1984			
	1969				4-CYL. 2.2 L ENG.; 4-CYL. 2.6 L ENG.			
	V-8 440 ENG.				Pressure			
	Pressure	80119			Pressure	91508		
	Return		★12"		Return		★10"	
	1968-1967				1983-1981			
	V-8 440 ENG.				4-CYL. 2.2 L ENG.; 4-CYL. 2.6 L ENG.			
	Pressure	70329			Pressure	91476		
	Return		★24"		Return		★10"	
LIGHT TRUCKS	1966				ARIES AMERICA			
	V-8 383 ENG.; V-8 440 ENG.				1989-1988			
	Pressure	70329			4-CYL. 2.2 L ENG.; 4-CYL. 2.5 L ENG.			
	Reservoir		↔24"		Pressure	91508		
	1965				Return		★13"	
	V-8 383 ENG.; V-8 413 ENG.				ASPEN			
	Pressure	70329			1980			
	Reservoir		↔24"		6-CYL. 3.7 L ENG.; V-8 5.2 L ENG.			
MEDIUM/HEAVY TRUCKS	1964-1962				Pressure	71137		
	V-8 383 ENG.; V-8 413 ENG.				Return		★12"	
	Pressure	70329			1979			
	Reservoir		↔45"		6-CYL. 225 ENG.			
BUSES	1961-1959				Pressure; Feb. 1 & Newer.....	80131		
	V-8 413 ENG.				Pressure; Jan. 31 & Older.....	71156		
	Reservoir		↔		Return		★12"	
	1958-1957				V-8 318 ENG.; V-8 360 ENG.			
	V-8 392 ENG.				Pressure; W/A.P.....	70347		
	Reservoir		↔		Pressure; W/O A.P.....	70351		
	1956				Return		★12"	
	V-8 354 ENG.				1978-1977			
	Return		↔		6-CYL. 225 ENG.			
	1955				Pressure	80131		
	V-8 331 ENG.				Return		★12"	
	Return		↔		V-8 318 ENG.; V-8 360 ENG.			
REPAIR KITS	DAIHATSU				Pressure; W/A.P.....	71156		
	CHARADE				Pressure; W/O A.P.....	70351		
	1992-1989				Return		★12"	
	3-CYL. 1.0 L ENG.; 4-CYL. 1.3 L ENG.				1976			
	Reservoir		↔9"		6-CYL. 225 ENG.			
	Return - From Gear		★5"		Pressure; W/Chrysler P.S. Pump; ☆D...	80126		
	Return - To Reservoir.....		★16"		Pressure; W/Saginaw P.S. Pump; ☆B...	80131		
ILLUSTRATIONS					Return		★12"	
					V-8 318 ENG.			
					Pressure; W/A.P.....	71156		
					Pressure; W/O A.P.....	70351		
					Return		★15"	
					V-8 360 ENG.			
					Pressure	70351		
					Return		★15"	

* Cut From C.P.E. 3/8" I.D. Hose: 71350 (48"), 81352 (25').
 † Cut From S.A.E. 11/32" I.D. Hose: 80062 (12"), 80063 (24"), 80064 (36"), 81353 (25').
 ★ Cut From S.A.E. 3/8" I.D. Hose: 71224 (24"), 71236 (36"), 71206 (48"), 81206 (25'). May Also Use 3/8" C.P.E.
 ✦ Cut From S.A.E. 5/8" I.D. Hose: 71351 (36").
 □ Cut From 1/2" I.D. Suction Hose: 71296 (36"), 81354 (10').
 ✧ Cut From 5/8" I.D. Suction Hose: 71207 (42"), 81355 (10').
 ✨ Cut From 3/4" I.D. Suction Hose: 71297 (36"), 81356 (10').
 ☆ See Page A14 For Pump or Gear Identification.

② Two Required.
 ③ Three Required.
 ④ Four Required.
 <- Cut To Fit.
 ✪ Replaces Both Upper and Lower Hose.
 ▲ 252660 Adaptor Required For Some Models.
 ✦ See Page A6 For Installation Procedure.

Power Steering Hose for Passenger Cars

Application	Assembly Number	Multi-Use Hose	End Fitting	Application	Assembly Number	Multi-Use Hose	End Fitting	
DODGE - Continued				DODGE - Continued				SYSTEM PUMP & GEAR IDENT.
AVENGER				CHALLENGER - Continued				
1995				1970 - Continued				SYSTEM & COMPONENT IDENT.
4-CYL. 2.0 L ENG.; V-6 2.5 L ENG.				V-8 383 ENG.; V-8 440 ENG.				
Pressure - From Pump.....	80068			Pressure; W/Chrysler P.S. Pump; ☆D...	70337			
Pressure - To Gear.....	80325			Pressure; W/Saginaw P.S. Pump; ☆B...	70343			
Return - Cooler To Reservoir.....			★12"	Return			★12"	
Return - From Gear; W/Cooler.....			★16"	V-8 426 ENG.				
Return - Pipe To Cooler.....			★9"	Pressure; W/Chrysler P.S. Pump; ☆D...	70337			
CHALLENGER				Return			★12"	
1979-1978				CHARGER				PASS. CARS
4-CYL. 98 ENG.; 4-CYL. 156 ENG.				1987				
Return			★	4-CYL. 2.2 L ENG.				
1974				Pressure	91476			
V-8 318 ENG.				Return			★10"	
Pressure	70351			1986-1984				
Return			★12"	4-CYL. 1.6 L ENG.				
V-8 360 ENG.				Pressure	91506			
Pressure	80127			Return			★	
Return			★12"	4-CYL. 2.2 L ENG.				
1973				Pressure	91476			
V-8 318 ENG.; V-8 340 ENG.				Return			★10"	
Pressure; W/Chrysler P.S. Pump; ☆D...	80127			1983				
Pressure; W/Saginaw P.S. Pump; ☆B...	70351			4-CYL. 1.6 L ENG.				
Return			★12"	Pressure	91506			
1972				Return			★	
6-CYL. 225 ENG.				4-CYL. 1.7 L ENG.				
Pressure	70337			Return			★12"	
Return			★12"	4-CYL. 2.2 L ENG.				
V-8 318 ENG.; V-8 340 ENG.				Pressure	91476			
Pressure; W/Chrysler P.S. Pump; ☆D...	80119			Return			★12"	
Pressure; W/Saginaw P.S. Pump; ☆B...	70344			1978-1977				
Return			★12"	V-8 318 ENG.; V-8 360 ENG.				
1971				Pressure; W/A.P.....	71156			
6-CYL. 198 ENG.; 6-CYL. 225 ENG.				Pressure; W/O A.P.....	70351			
Pressure	70337			Return			★12"	
Return			★12"	V-8 400 ENG.				
V-8 318 ENG.; V-8 340 ENG.				Pressure	70351			
Pressure; W/Chrysler P.S. Pump; ☆D...	80119			Return			★12"	
Pressure; W/Saginaw P.S. Pump; ☆B...	70344			1976				
Return			★12"	6-CYL. 225 ENG.				
V-8 383 ENG.; V-8 440 ENG.				Pressure; W/Chrysler P.S. Pump; ☆D...	80126			
Pressure; W/Chrysler P.S. Pump; ☆D...	70337			Pressure; W/Saginaw P.S. Pump; ☆B...	80131			
Pressure; W/Saginaw P.S. Pump; ☆B...	70343			Return			★12"	
Return			★12"	V-8 318 ENG.; V-8 360 ENG.				
V-8 426 ENG.				Pressure; W/Chrysler P.S. Pump; ☆D...	80127			
Pressure; W/Chrysler P.S. Pump; ☆D...	70337			Pressure; W/Saginaw P.S. Pump;				
1970				W/A.P.; ☆B	71156			
6-CYL. 198 ENG.; 6-CYL. 225 ENG.				Pressure; W/Saginaw P.S. Pump; W/O				
Pressure	70337			A.P.; ☆B.....	70347			
Return			★12"	Return			★12"	
V-8 318 ENG.; V-8 340 ENG.				V-8 400 ENG.				
Pressure; W/Chrysler P.S. Pump; ☆D...	80119			Pressure; W/Chrysler P.S. Pump; ☆D...	80126			
Pressure; W/Saginaw P.S. Pump; ☆B...	70344			Pressure; W/Saginaw P.S. Pump;				
Return			★12"	W/A.P.; ☆B	70351			
1970				Pressure; W/Saginaw P.S. Pump; W/O				
6-CYL. 198 ENG.; 6-CYL. 225 ENG.				A.P.; ☆B.....	70347			
Pressure	70337			Return			★12"	
Return			★12"	V-8 318 ENG.; V-8 360 ENG.				
V-8 318 ENG.; V-8 340 ENG.				Pressure; W/Chrysler P.S. Pump; ☆D...	80126			
Pressure; W/Chrysler P.S. Pump; ☆D...	80119			Pressure; W/Saginaw P.S. Pump;				
Pressure; W/Saginaw P.S. Pump; ☆B...	70344			W/A.P.; ☆B	70351			
Return			★12"	Pressure; W/Saginaw P.S. Pump; W/O				
1970				A.P.; ☆B.....	70347			
6-CYL. 198 ENG.; 6-CYL. 225 ENG.				Return			★12"	
Pressure	70337			V-8 400 ENG.				
Return			★12"	Pressure; W/Chrysler P.S. Pump; ☆D...	80126			
V-8 318 ENG.; V-8 340 ENG.				Pressure; W/Saginaw P.S. Pump;				
Pressure; W/Chrysler P.S. Pump; ☆D...	80119			W/A.P.; ☆B	70351			
Pressure; W/Saginaw P.S. Pump; ☆B...	70344			Pressure; W/Saginaw P.S. Pump; W/O				
Return			★12"	A.P.; ☆B.....	70347			

- * Cut From C.P.E. 3/8" I.D. Hose: 71350 (48"), 81352 (25').
- † Cut From S.A.E. 11/32" I.D. Hose: 80062 (12"), 80063 (24"), 80064 (36"), 81353 (25').
- ★ Cut From S.A.E. 3/8" I.D. Hose: 71224 (24"), 71236 (36"), 71206 (48"), 81206 (25'). May Also Use 3/8" C.P.E.
- ♣ Cut From S.A.E. 5/8" I.D. Hose: 71351 (36").
- Cut From 1/2" I.D. Suction Hose: 71296 (36"), 81354 (10').
- ♣ Cut From 5/8" I.D. Suction Hose: 71207 (42"), 81355 (10').
- ★ Cut From 3/4" I.D. Suction Hose: 71297 (36"), 81356 (10').
- ☆ See Page A14 For Pump or Gear Identification.

- Ⓜ Two Required.
- Ⓝ Three Required.
- Ⓞ Four Required.
- ≠ Cut To Fit.
- ⊕ Replaces Both Upper and Lower Hose.
- ▲ 252660 Adaptor Required For Some Models.
- ♣ See Page A6 For Installation Procedure.

ILLUSTRATIONS

Power Steering Hose for Passenger Cars

	Application	Assembly Number	Multi-Use Hose	End Fitting	Application	Assembly Number	Multi-Use Hose	End Fitting
SYSTEM PUMP & GEAR IDENT.	DODGE - Continued				DODGE - Continued			
	CHARGER - Continued				CHARGER - Continued			
	1976 - Continued				1971-1970			
	V-8 400 ENG. - Continued				6-CYL. 225 ENG.			
	Return		★12"		Pressure	70337		
SYSTEM & COMPONENT IDENT.	1975					Return		★12"
	V-8 318 ENG.; V-8 360 ENG.				V-8 318 ENG.			
	Pressure; W/A.P.	70347			Pressure; W/Chrysler P.S. Pump; ☆D...	80119		
	Pressure; W/O A.P.	70351			Pressure; W/Saginaw P.S. Pump; ☆B...	70344		
	Return		★12"		Return			★12"
	V-8 400 ENG.				V-8 383 ENG.; V-8 440 ENG.			
	Pressure; W/Chrysler P.S. Pump; ☆D...	80126			Pressure; W/Chrysler P.S. Pump; ☆D...	70337		
PASS. CARS	Pressure; W/Saginaw P.S. Pump; ☆B...	70351			Pressure; W/Saginaw P.S. Pump; ☆B...	70343		
	Return		★12"		Return			★12"
	1974				V-8 426 ENG.			
	6-CYL. 225 ENG.				Pressure; W/Chrysler P.S. Pump; ☆D...			
	Pressure	70351			Return	80119		★12"
	Return		★12"		1969			
LIGHT TRUCKS	V-8 318 ENG.; V-8 360 ENG.				6-CYL. 225 ENG.			
	Pressure; W/Chrysler P.S. Pump; ☆D...	80127			Pressure	80119		
	Pressure; W/Saginaw P.S. Pump; ☆B...	70347			Return			★12"
	Return		★12"		V-8 318 ENG.; V-8 383 ENG.			
	V-8 400 ENG.; V-8 440 ENG.				Pressure; W/Chrysler P.S. Pump; ☆D...			
	Pressure; W/Chrysler P.S. Pump; ☆D...	80126			Pressure; W/Saginaw P.S. Pump; ☆B...	70337		
	Pressure; W/Saginaw P.S. Pump; ☆B...	70347			Return	70343		★11"
	Return		★12"		V-8 426 ENG.; V-8 440 ENG.			
MEDIUM/HEAVY TRUCKS	1973				Return			
	6-CYL. 225 ENG.							
	Pressure; W/A.C.	70353			1968			
	Pressure; W/O A.C.; Dec. 16 & Older...	70347			6-CYL. 225 ENG.			
	Pressure; W/O A.C.; Dec. 17 & Newer..	70353			Pressure	70333		
	Return		★12"		Return			★11"
BUSES	V-8 318 ENG.; V-8 340 ENG.				V-8 318 ENG.			
	Pressure; W/Chrysler P.S. Pump; ☆D...	80127			Pressure; W/Chrysler P.S. Pump; ☆D...	70333		
	Pressure; W/Saginaw P.S. Pump; ☆B...	70347			Return			★11"
	Return		★12"		V-8 383 ENG.			
	V-8 400 ENG.; V-8 440 ENG.				Pressure; W/Chrysler P.S. Pump;			
	Pressure; W/Chrysler P.S. Pump; ☆D...	80126			W/2-Bbl. Carb.; ☆D	70333		
	Pressure; W/Saginaw P.S. Pump; ☆B...	70347			Return			★11"
	Return		★12"		V-8 426 ENG.; V-8 440 ENG.			
HOSE NUMERICAL	1972				Return			
	6-CYL. 225 ENG.							
	Pressure	70337			1967			
	Return		★12"		V-8 318 ENG.; V-8 383 ENG.			
	V-8 318 ENG.; V-8 340 ENG.				Pressure; W/Chrysler P.S. Pump; ☆D...			
	Pressure; W/Chrysler P.S. Pump; ☆D...	80119			Return	70333		★11"
	Pressure; W/Saginaw P.S. Pump; ☆B...	70344			V-8 426 ENG.; V-8 440 ENG.			
	Return		★12"		Return			★11"
REPAIR KITS	V-8 400 ENG.				1966			
	Pressure; W/Chrysler P.S. Pump;				V-8 273 ENG.; V-8 318 ENG.			
	W/A.C.; ☆D	70343			Pressure	70329		
	Pressure; W/Chrysler P.S. Pump; W/O				Reservoir; W/Chrysler P.S. Pump; ☆D..			❖
	A.C.; ☆D	70337			Return; W/Saginaw P.S. Pump; ☆B			★
	Pressure; W/Saginaw P.S. Pump; ☆B...	70343			V-8 361 ENG.; V-8 383 ENG.; V-8 426 ENG.			
	Return		★12"		Reservoir; W/Chrysler P.S. Pump; ☆D..			❖
	V-8 440 ENG.				Return; W/Saginaw P.S. Pump; ☆B			
	Pressure; W/Chrysler P.S. Pump; ☆D...	80127						★
	Pressure; W/Saginaw P.S. Pump; ☆B...	70343						
	Return		★12"					
ILLUSTRATIONS								

- * Cut From C.P.E. 3/8" I.D. Hose: 71350 (48"), 81352 (25').
- † Cut From S.A.E. 11/32" I.D. Hose: 80062 (12"), 80063 (24"), 80064 (36"), 81353 (25').
- ★ Cut From S.A.E. 3/8" I.D. Hose: 71224 (24"), 71236 (36"), 71206 (48"), 81206 (25'). May Also Use 3/8" C.P.E.
- ❖ Cut From S.A.E. 5/8" I.D. Hose: 71351 (36").
- Cut From 1/2" I.D. Suction Hose: 71296 (36"), 81354 (10').
- ❖ Cut From 5/8" I.D. Suction Hose: 71207 (42"), 81355 (10').
- ★ Cut From 3/4" I.D. Suction Hose: 71297 (36"), 81356 (10').
- ☆ See Page A14 For Pump or Gear Identification.

- ⊙ Two Required.
- ⊚ Three Required.
- ⊛ Four Required.
- ≠ Cut To Fit.
- ⊛ Replaces Both Upper and Lower Hose.
- ▲ 252660 Adaptor Required For Some Models.
- ❖ See Page A6 For Installation Procedure.

Power Steering Hose for Passenger Cars

Application	Assembly Number	Multi-Use Hose	End Fitting	Application	Assembly Number	Multi-Use Hose	End Fitting	
DODGE - Continued				DODGE - Continued				SYSTEM PUMP & GEAR IDENT.
COLT				COLT - Continued				
1995				1991 - Continued				SYSTEM & COMPONENT IDENT.
4-CYL. 1.5 L ENG. (CANADA)				4-CYL. 2.0 L ENG. - Continued				
Pressure	71806			Return - Gear To Pipe; W/O Cooler		★6"		
Return; W/O Cooler		★11"		Return - Pipe To Cooler		★12"		
Return - Cooler To Reservoir		★8"		Return - Pipe To Reservoir; W/O Cooler		★9"		
Return - Gear To Pipe; W/Cooler		★15"						
Return - Pipe To Cooler		★6"						
1994				1990				PASS. CARS
4-CYL. 1.5 L ENG.				4-CYL. 1.5 L ENG.				
Pressure	71806			Pressure; DL	80172			
Return; W/O Cooler		★11"		Pressure; Exc. DL	71439			
Return - Cooler To Reservoir		★8"		Return; W/O Cooler; Exc. DL		★9"		
Return - Gear To Pipe; W/Cooler		★15"		Return - Cooler To Reservoir		★8"		
Return - Pipe To Cooler		★6"		Return - Gear To Cooler		★6"		
4-CYL. 1.8 L ENG.				4-CYL. 1.6 L ENG.				LIGHT TRUCKS
Pressure	71807			Pressure	71439			
Return - Cooler To Reservoir		★8"		Return; W/O Cooler		★9"		
Return - Gear To Pipe; W/Cooler		★14"		Return - Cooler To Reservoir		★8"		
Return - Pipe To Cooler		★6"		Return - Gear To Cooler		★6"		
4-CYL. 2.4 L ENG. (CANADA)				4-CYL. 1.8 L ENG.				MEDIUM/HEAVY TRUCKS
Pressure	71809			Pressure; DL	80172			
Return - Cooler To Reservoir		★5"		Return - Cooler To Reservoir; DL		★8"		
Return - Gear To Pipe; W/Cooler		★17"		Return - Gear To Cooler; DL		★6"		
Return - Pipe To Cooler		★6"						
1993				4-CYL. 2.0 L ENG.				REPAIR KITS
4-CYL. 1.5 L ENG.				Pressure; W/4WD				
Pressure	71806			Pressure; W/FWD	91619			
Return; W/O Cooler		★11"		Reservoir	91624			
Return - Cooler To Reservoir		★8"		Return - Cooler To Reservoir; W/4WD ..		□		
Return - Gear To Pipe; W/Cooler		★15"		Return - Gear To Pipe; W/Cooler;		★5"		
Return - Pipe To Cooler		★6"		W/4WD		★7"		
4-CYL. 1.8 L ENG.				Return - Gear To Pipe; W/Cooler;				HOSE NUMERICAL
Pressure	71807			W/FWD		★6"		
Return - Cooler To Reservoir		★8"		Return - Pipe To Cooler; W/4WD		★12"		
Return - Gear To Pipe; W/Cooler		★14"		Return - Pipe To Reservoir; W/Cooler;		★9"		
Return - Pipe To Cooler		★6"		W/FWD				
4-CYL. 2.4 L ENG. (CANADA)				1989				KIT NUMERICAL
Pressure	71809			4-CYL. 1.5 L ENG.; 4-CYL. 1.6 L ENG.				
Return - Cooler To Reservoir		★5"		Pressure; DL	80172			
Return - Gear To Pipe		★17"		Pressure; Exc. DL	71439			
Return - Pipe To Cooler		★6"		Reservoir; Exc. DL		□		
1992				Return - Cooler To Reservoir				ILLUSTRATIONS
4-CYL. 1.5 L ENG.				Return - Gear To Cooler				
Pressure	71439							
Return; W/O Cooler		★9"		4-CYL. 1.8 L ENG.				
Return - Cooler To Reservoir		★8"		Pressure; DL	80172			
Return - Gear To Cooler		★6"		Return - Cooler To Reservoir; DL		★8"		
1991				Return - Gear To Cooler; DL				
4-CYL. 1.5 L ENG.				4-CYL. 2.0 L ENG.				
Pressure	71439			Pressure; W/4WD	91619			
Return; W/O Cooler		★9"		Pressure; W/FWD	91624			
Return - Cooler To Reservoir		★8"		Reservoir		□		
Return - Gear To Cooler		★6"		Return - Cooler To Reservoir; W/4WD ..		★5"		
4-CYL. 2.0 L ENG.				Return - Gear To Pipe; W/Cooler;				
Pressure	91619			W/4WD		★7"		
Reservoir		□		Return - Gear To Pipe; W/Cooler;		★6"		
Return - Cooler To Reservoir		★5"		W/FWD		★6"		
Return - Gear To Pipe; W/Cooler		★7"		Return - Pipe To Cooler; W/4WD		★12"		
1992				Return - Pipe To Reservoir; W/Cooler;				
4-CYL. 1.5 L ENG.				W/FWD				
Pressure	71439							
Return; W/O Cooler		★9"		1988				
Return - Cooler To Reservoir		★8"		4-CYL. 1.5 L ENG.; 4-CYL. 1.6 L ENG.				
Return - Gear To Cooler		★6"		Pressure	91622			

* Cut From C.P.E. 3/8" I.D. Hose: 71350 (48"), 81352 (25").
 † Cut From S.A.E. 11/32" I.D. Hose: 80062 (12"), 80063 (24"), 80064 (36"), 81353 (25").
 ★ Cut From S.A.E. 3/8" I.D. Hose: 71224 (24"), 71236 (36"), 71206 (48"), 81206 (25"). May Also Use 3/8" C.P.E.
 ♣ Cut From S.A.E. 5/8" I.D. Hose: 71351 (36").
 □ Cut From 1/2" I.D. Suction Hose: 71296 (36"), 81354 (10').
 ❖ Cut From 5/8" I.D. Suction Hose: 71207 (42"), 81355 (10').
 ✱ Cut From 3/4" I.D. Suction Hose: 71297 (36"), 81356 (10').
 ☆ See Page A14 For Pump or Gear Identification.

② Two Required.
 ③ Three Required.
 ④ Four Required.
 ≧ Cut To Fit.
 ☉ Replaces Both Upper and Lower Hose.
 ▲ 252660 Adaptor Required For Some Models.
 ♣ See Page A6 For Installation Procedure.

Power Steering Hose for Passenger Cars

	Application	Assembly Number	Multi-Use Hose	End Fitting	Application	Assembly Number	Multi-Use Hose	End Fitting
SYSTEM PUMP & GEAR IDENT.	DODGE - Continued				DODGE - Continued			
SYSTEM & COMPONENT IDENT.	COLT - Continued				COLT - Continued			
PASS. CARS	1988 - Continued				1985 - Continued			
	4-CYL. 1.5 L ENG.; 4-CYL. 1.6 L ENG. - Continued				4-CYL. 2.0 L ENG. - Continued			
	Reservoir		☐		Return - Pipe To Reservoir; W/FWD			★12"
	Return - Cooler To Reservoir		★8"					
	Return - Gear To Cooler		★6"					
	4-CYL. 2.0 L ENG.				1979-1978			
	Pressure; W/4WD	91619			4-CYL. 98 ENG.; 4-CYL. 156 ENG.			
	Pressure; W/FWD	91624			Return; Station Wagon			
	Reservoir		☐		CONQUEST			
	Return - Cooler To Reservoir; W/4WD ..		★5"		1986-1984			
	Return - Gear To Pipe; W/Cooler;		★7"		4-CYL. 2.6 L ENG.			
	W/4WD		★7"		Pressure	91620		
	Return - Gear To Pipe; W/Cooler;		★6"		Reservoir		☐	
	W/FWD		★12"		Return - Cooler To Reservoir			★18"
	Return - Pipe To Cooler; W/4WD		★9"		Return - Gear To Cooler	91905		
	Return - Pipe To Reservoir; W/Cooler;				Return - Gear To Reservoir; W/O Cool-			★10"
	W/FWD				er			
LIGHT TRUCKS	1987				CORONET			
	4-CYL. 1.5 L ENG.; 4-CYL. 1.6 L ENG.				1976			
	Pressure	91622			6-CYL. 225 ENG.			
	Reservoir		☐		Pressure; W/Chrysler P.S. Pump; ☆D...	80126		
	Return - Cooler To Reservoir		★8"		Pressure; W/Saginaw P.S. Pump; ☆B...	80131		
	Return - Gear To Cooler		★6"		Return			★12"
MEDIUM/HEAVY TRUCKS	4-CYL. 2.0 L ENG.				V-8 318 ENG.; V-8 360 ENG.			
	Pressure; W/4WD	91619			Pressure; W/Chrysler P.S. Pump; ☆D...	80127		
	Pressure; W/FWD	91624			Pressure; W/Saginaw P.S. Pump;			
	Reservoir		☐		W/A.P.; ☆B	71156		
	Return - Gear To Pipe; W/4WD		★5"		Pressure; W/Saginaw P.S. Pump; W/O			
	Return - Gear To Pipe; W/FWD		★6"		A.P.; ☆B	70347		
	Return - Pipe To Reservoir; W/4WD		★6"		Return			★12"
	Return - Pipe To Reservoir; W/FWD		★9"		V-8 400 ENG.; V-8 440 ENG.			
BUSES	1986				1975			
	4-CYL. 1.5 L ENG.; 4-CYL. 1.6 L ENG.				6-CYL. 225 ENG.			
	Reservoir		☐		Pressure; W/Chrysler P.S. Pump; ☆D...	80126		
	Return - Cooler To Reservoir		★		Pressure; W/Saginaw P.S. Pump; ☆B...	80131		
	Return - Gear To Cooler		★8"		Return			★12"
HOSE NUMERICAL	4-CYL. 2.0 L ENG.				V-8 318 ENG.; V-8 360 ENG.			
	Pressure; W/4WD	91619			Pressure; W/A.P	70347		
	Pressure; W/FWD; Aug. 31 & Older	91621			Pressure; W/O A.P	70351		
	Pressure; W/FWD; Sept. 1 & Newer	91624			Return			★12"
	Reservoir; W/FWD		☐		V-8 400 ENG.; V-8 440 ENG.			
	Return - Gear To Pipe; W/4WD		★5"		Pressure; W/Chrysler P.S. Pump; ☆D...	80126		
	Return - Gear To Pipe; W/FWD; Aug.		★5"		Pressure; W/Saginaw P.S. Pump;			
	31 & Older		★5"		W/A.P.; ☆B	71156		
	Return - Gear To Pipe; W/FWD; Sept.		★6"		Pressure; W/Saginaw P.S. Pump; W/O			
	1 & Newer		★6"		A.P.; ☆B	70347		
	Return - Pipe To Reservoir; W/4WD		★6"		Return			★12"
	Return - Pipe To Reservoir; W/FWD;		★12"		1974			
	Aug. 31 & Older		★9"		6-CYL. 225 ENG.			
	Return - Pipe To Reservoir; W/FWD;				Pressure; W/Chrysler P.S. Pump; ☆D...	80126		
	Sept. 1 & Newer				Pressure; W/Saginaw P.S. Pump; ☆B...	80131		
					Return			★12"
REPAIR KITS	1985				V-8 318 ENG.; V-8 360 ENG.			
	4-CYL. 1.5 L ENG.; 4-CYL. 1.6 L ENG.				V-8 400 ENG.; V-8 440 ENG.			
	Reservoir		☐		Pressure; W/Chrysler P.S. Pump; ☆D...	80126		
	Return - Cooler To Reservoir		★		Pressure; W/Saginaw P.S. Pump;			
	Return - Gear To Cooler		★8"		W/A.P.; ☆B	71156		
KIT NUMERICAL	4-CYL. 2.0 L ENG.				1974			
	Pressure; W/4WD	91619			6-CYL. 225 ENG.			
	Pressure; W/FWD	91621			Pressure; W/Chrysler P.S. Pump; ☆D...	80126		
	Return - Gear To Pipe		★5"		Pressure; W/Saginaw P.S. Pump; ☆B...	80131		
	Return - Pipe To Reservoir; W/4WD		★6"		Return			★12"

* Cut From C.P.E. 3/8" I.D. Hose: 71350 (48"), 81352 (25").
 † Cut From S.A.E. 11/32" I.D. Hose: 80062 (12"), 80063 (24"), 80064 (36"), 81353 (25").
 ★ Cut From S.A.E. 3/8" I.D. Hose: 71224 (24"), 71236 (36"), 71206 (48"), 81206 (25"). May Also Use 3/8" C.P.E.
 † Cut From S.A.E. 5/8" I.D. Hose: 71351 (36").
 ☐ Cut From 1/2" I.D. Suction Hose: 71296 (36"), 81354 (10").
 † Cut From 5/8" I.D. Suction Hose: 71207 (42"), 81355 (10").
 * Cut From 3/4" I.D. Suction Hose: 71297 (36"), 81356 (10").
 ☆ See Page A14 For Pump or Gear Identification.

② Two Required.
 ③ Three Required.
 ④ Four Required.
 < Cut To Fit.
 * Replaces Both Upper and Lower Hose.
 ▲ 252660 Adaptor Required For Some Models.
 † See Page A6 For Installation Procedure.

Power Steering Hose for Passenger Cars

Application	Assembly Number	Multi-Use Hose	End Fitting	Application	Assembly Number	Multi-Use Hose	End Fitting	
DODGE - Continued				DODGE - Continued				SYSTEM PUMP & GEAR IDENT.
CORONET - Continued				CORONET - Continued				
1974 - Continued				1970 - Continued				SYSTEM & COMPONENT IDENT.
6-CYL. 225 ENG. - Continued				V-8 318 ENG.				
Return			★12"	Pressure; W/Chrysler P.S. Pump; ☆D... 80119				
V-8 318 ENG.; V-8 360 ENG.				Pressure; W/Saginaw P.S. Pump; ☆B... 70344				
Pressure; W/Chrysler P.S. Pump; ☆D... 70353				Return			★12"	
Pressure; W/Saginaw P.S. Pump; ☆B... 70347				V-8 383 ENG.; V-8 426 ENG.; V-8 440 ENG.				
Return			★12"	Pressure; W/Chrysler P.S. Pump; ☆D... 70337				
V-8 400 ENG.; V-8 440 ENG.				Pressure; W/Saginaw P.S. Pump; ☆B... 70343				
Pressure; W/Chrysler P.S. Pump; ☆D... 80127				Return			★12"	
Pressure; W/Saginaw P.S. Pump; ☆B... 70347				1969				
Return			★12"	6-CYL. 225 ENG.				
1973				Pressure	80119			
6-CYL. 225 ENG.				Return			★11"	
Pressure; W/A.C. 80127				V-8 318 ENG.; V-8 383 ENG.; V-8 440 ENG.				
Pressure; W/O A.C.; Dec. 16 & Older... 70347				Pressure; W/Chrysler P.S. Pump; ☆D... 70337				
Pressure; W/O A.C.; Dec. 17 & Newer.. 70353				Pressure; W/Saginaw P.S. Pump; ☆B... 70343				
Return			★12"	Return			★11"	
V-8 318 ENG.; V-8 340 ENG.				V-8 426 ENG.				
Pressure; W/Chrysler P.S. Pump; ☆D... 80127				Return			★11"	
Pressure; W/Saginaw P.S. Pump; ☆B... 70351				1968				
Return			★12"	6-CYL. 225 ENG.				
V-8 400 ENG.; V-8 440 ENG.				Pressure	70333			
Pressure; W/Chrysler P.S. Pump; ☆D... 80126				Return			★11"	
Pressure; W/Saginaw P.S. Pump; ☆B... 70351				V-8 273 ENG.; V-8 318 ENG.				
Return			★12"	Pressure; W/Chrysler P.S. Pump; ☆D... 70333				
1972				Return			★11"	
6-CYL. 225 ENG.				V-8 383 ENG.				
Pressure	70337			Pressure; W/Chrysler P.S. Pump;				
Return			★12"	W/2-Bbl. Carb.; ☆D	70333			
V-8 318 ENG.; V-8 340 ENG.				Return			★11"	
Pressure; W/Chrysler P.S. Pump; ☆D... 80119				V-8 426 ENG.; V-8 440 ENG.				
Pressure; W/Saginaw P.S. Pump; ☆B... 70344				Return			★11"	
Return			★12"	1967				
V-8 400 ENG.				6-CYL. 225 ENG.				
Pressure; W/Chrysler P.S. Pump;				Pressure	70329			
W/A.C.; ☆D	70343			Return			★18"	
Pressure; W/Chrysler P.S. Pump; W/O				V-8 273 ENG.; V-8 318 ENG.; V-8 383 ENG.				
A.C.; ☆D	70337			Pressure; W/Chrysler P.S. Pump; ☆D... 70333				
Pressure; W/Saginaw P.S. Pump; ☆B... 70343				Return			★11"	
Return			★12"	V-8 426 ENG.; V-8 440 ENG.				
1971				Return			★12"	
6-CYL. 225 ENG.				1966-1965				
Pressure	70337			6-CYL. 225 ENG.				
Return			★12"	Pressure	70347			
V-8 318 ENG.				Reservoir; W/Chrysler P.S. Pump; ☆D..			❖	
Pressure; W/Chrysler P.S. Pump; ☆D... 80119				Return; W/Saginaw P.S. Pump; ☆B			★	
Pressure; W/Saginaw P.S. Pump; ☆B... 70344				V-8 273 ENG.; V-8 318 ENG.				
Return			★12"	Pressure	70329			
V-8 383 ENG.; V-8 426 ENG.				Reservoir; W/Chrysler P.S. Pump; ☆D..			❖	
Pressure; W/Chrysler P.S. Pump; ☆D... 70337				Return; W/Saginaw P.S. Pump; ☆B			★	
Pressure; W/Saginaw P.S. Pump; ☆B... 70343				V-8 361 ENG.; V-8 383 ENG.; V-8 426 ENG.				
Return			★12"	Reservoir; W/Chrysler P.S. Pump; ☆D..			❖	
1970				Return; W/Saginaw P.S. Pump; ☆B			★	
6-CYL. 225 ENG.								
Pressure	70337							
Return			★12"					

- * Cut From C.P.E. 3/8" I.D. Hose: 71350 (48"), 81352 (25').
- † Cut From S.A.E. 11/32" I.D. Hose: 80062 (12"), 80063 (24"), 80064 (36"), 81353 (25').
- ★ Cut From S.A.E. 3/8" I.D. Hose: 71224 (24"), 71236 (36"), 71206 (48"), 81206 (25'). May Also Use 3/8" C.P.E.
- ❖ Cut From S.A.E. 5/8" I.D. Hose: 71351 (36').
- Cut From 1/2" I.D. Suction Hose: 71296 (36"), 81354 (10').
- ❖ Cut From 5/8" I.D. Suction Hose: 71207 (42"), 81355 (10').
- * Cut From 3/4" I.D. Suction Hose: 71297 (36"), 81356 (10').
- ☆ See Page A14 For Pump or Gear Identification.

- ⊗ Two Required.
- ⊙ Three Required.
- ⊕ Four Required.
- ≠ Cut To Fit.
- ⊙ Replaces Both Upper and Lower Hose.
- ▲ 252660 Adaptor Required For Some Models.
- ❖ See Page A6 For Installation Procedure.

ILLUSTRATIONS

Power Steering Hose for Passenger Cars

	Application	Assembly Number	Multi-Use Hose	End Fitting	Application	Assembly Number	Multi-Use Hose	End Fitting
SYSTEM PUMP & GEAR IDENT.	DODGE - Continued				DODGE - Continued			
SYSTEM & COMPONENT IDENT.	CUSTOM 880				DART - Continued			
	1965				1972 - Continued			
	V-8 383 ENG.; V-8 413 ENG.; V-8 426 ENG.				6-CYL. 198 ENG.; 6-CYL. 225 ENG. - Continued			
	Pressure	70329			Return			★12"
	Reservoir		⇄12"		V-8 318 ENG.; V-8 340 ENG.			
	1964				Pressure; W/Chrysler P.S. Pump; ☆D... 80119			
	V-8 361 ENG.; V-8 383 ENG.; V-8 426 ENG.				Pressure; W/Saginaw P.S. Pump; ☆B... 70344			
	Pressure	70329			Return			★12"
	Reservoir		⇄		1971-1970			
	1963				6-CYL. 198 ENG.; 6-CYL. 225 ENG.			
PASS. CARS	V-8 361 ENG.; V-8 383 ENG.; V-8 413 ENG.; V-8 426 ENG.				Pressure			
	Pressure	70329			Return	70337		★12"
	Reservoir		⇄		V-8 318 ENG.; V-8 340 ENG.			
	1962				Pressure; W/Chrysler P.S. Pump; ☆D... 80119			
	V-8 361 ENG.				Pressure; W/Saginaw P.S. Pump; ☆B... 70344			
	Pressure	70329			Return			★12"
	Reservoir		⇄		1969			
LIGHT TRUCKS	DART				6-CYL. 170 ENG.; 6-CYL. 225 ENG.; V-8 383 ENG.			
	1976-1975				Pressure			
	6-CYL. 225 ENG.				Return			
	Pressure; W/Chrysler P.S. Pump; ☆D... 80126				V-8 273 ENG.; V-8 318 ENG.; V-8 340 ENG.			★11"
	Pressure; W/Saginaw P.S. Pump; ☆B... 80131		★12"		Return	70343		★11"
	Return				1968			
MEDIUM/HEAVY TRUCKS	V-8 318 ENG.				6-CYL. 170 ENG.; 6-CYL. 225 ENG.			
	Pressure; W/A.P. 70347				Pressure	70333		★11"
	Pressure; W/O A.P. 70351		★15"		Return			★11"
	Return				V-8 273 ENG.; V-8 318 ENG.; V-8 340 ENG.; V-8 383 ENG.			
	1967				Return			
BUSES	V-8 360 ENG.				6-CYL. 170 ENG.; 6-CYL. 225 ENG.			
	Pressure	70351			Pressure	70329		★11"
	Return		★15"		Return			★11"
	1974				1966			
	6-CYL. 198 ENG.; 6-CYL. 225 ENG.				6-CYL. 170 ENG.; 6-CYL. 225 ENG.			
	Pressure; W/Chrysler P.S. Pump; ☆D... 80126				Pressure	70329		★11"
	Pressure; W/Saginaw P.S. Pump; ☆B... 80131		★12"		Return			★11"
	Return				V-8 273 ENG.			
	V-8 318 ENG.; V-8 360 ENG.				Return			
	Pressure; W/Chrysler P.S. Pump; ☆D... 80127				1965			
	Pressure; W/Saginaw P.S. Pump; ☆B... 70351		★12"		6-CYL. 170 ENG.; 6-CYL. 225 ENG.			
	Return				Pressure	70329		★11"
	1973				Reservoir			
	6-CYL. 198 ENG.; 6-CYL. 225 ENG.				Return			
	Pressure; W/Max. Cool A.C. 80127				V-8 273 ENG.			
	Pressure; W/O Max. Cool A.C.; Dec. 16 & Older 70347				Reservoir			⇄38"
	Pressure; W/O Max. Cool A.C.; Dec. 17 & Newer 70353		★12"		1965			
	Return				6-CYL. 170 ENG.; 6-CYL. 225 ENG.			
	V-8 318 ENG.; V-8 340 ENG.				Pressure			
	Pressure	80127			Reservoir			⇄45"
	Return		★12"		V-8 273 ENG.			
	1972				Reservoir			
	6-CYL. 198 ENG.; 6-CYL. 225 ENG.				Return			
	Pressure; W/Chrysler P.S. Pump; ☆D... 70337				1964			
	Pressure; W/Saginaw P.S. Pump; ☆B... 70352				6-CYL. 170 ENG.; 6-CYL. 225 ENG.; V-8 273 ENG.			
	Return				Pressure	70329		⇄
	Return				Reservoir			⇄

<p>ILLUSTRATIONS</p> <p>* Cut From C.P.E. 3/8" I.D. Hose: 71350 (48"), 81352 (25').</p> <p>† Cut From S.A.E. 11/32" I.D. Hose: 80062 (12"), 80063 (24"), 80064 (36"), 81353 (25').</p> <p>★ Cut From S.A.E. 3/8" I.D. Hose: 71224 (24"), 71236 (36"), 71206 (48"), 81206 (25'). May Also Use 3/8" C.P.E.</p> <p>♣ Cut From S.A.E. 5/8" I.D. Hose: 71351 (36').</p> <p>□ Cut From 1/2" I.D. Suction Hose: 71296 (36"), 81354 (10').</p> <p>✦ Cut From 5/8" I.D. Suction Hose: 71207 (42"), 81355 (10').</p> <p>✧ Cut From 3/4" I.D. Suction Hose: 71297 (36"), 81356 (10').</p> <p>☆ See Page A14 For Pump or Gear Identification.</p>	<p>Ⓜ Two Required.</p> <p>Ⓝ Three Required.</p> <p>Ⓞ Four Required.</p> <p>≠ Cut To Fit.</p> <p>⊗ Replaces Both Upper and Lower Hose.</p> <p>▲ 252660 Adaptor Required For Some Models.</p> <p>♣ See Page A6 For Installation Procedure.</p>
--	--

Power Steering Hose for Passenger Cars

Application	Assembly Number	Multi-Use Hose	End Fitting	Application	Assembly Number	Multi-Use Hose	End Fitting	
DODGE - Continued				DODGE - Continued				SYSTEM PUMP & GEAR IDENT.
DART - Continued				DAYTONA - Continued				
1963				1989 - Continued				SYSTEM & COMPONENT IDENT.
6-CYL. 170 ENG.; 6-CYL. 225 ENG.				4-CYL. 2.2 L ENG.; 4-CYL. 2.5 L ENG. - Continued				
Pressure	70329			Pressure; W/ZF P.S. Pump	91703			
Reservoir		✦		Return			★13"	
1962				1988				PASS. CARS
6-CYL. 225 ENG.; V-8 318 ENG.; V-8 361 ENG.; V-8 413 ENG.				4-CYL. 2.2 L ENG.; 4-CYL. 2.5 L ENG.				
Pressure	70329			Pressure; W/Saginaw P.S. Pump; ☆B... ..	91508			
Reservoir		✦		Pressure; W/ZF P.S. Pump; Sept. 26 & Older.....	91665			
DAYTONA				Pressure; W/ZF P.S. Pump; Sept. 27 & Newer				
1993				Return				★13"
4-CYL. 2.2 L ENG.				1987-1986				LIGHT TRUCKS
Pressure; W/Saginaw P.S. Pump; ☆B... ..	91508			4-CYL. 2.2 L ENG.; 4-CYL. 2.5 L ENG.				
Pressure; W/ZF P.S. Pump	91703			Pressure	91508			
Return			★20"	Return			★10"	
4-CYL. 2.5 L ENG.				1985-1984				MEDIUM/HEAVY TRUCKS
Pressure	91508			4-CYL. 2.2 L ENG.				
Return			★13"	Pressure	91508			
V-6 3.0 L ENG.				Return				★10"
Pressure	71804			DIPLOMAT				BUSES
Return			★14"	1989-1984				
1992				V-8 5.2 L ENG.				HOSE NUMERICAL
4-CYL. 2.2 L ENG.				Pressure				
Pressure; W/Saginaw P.S. Pump; ☆B... ..	91508			Return - Cooler To Pump	71137		★3"	
Pressure; W/ZF P.S. Pump	91703			Return - Gear To Cooler			★10"	
Return			★20"	1983-1980				
4-CYL. 2.5 L ENG.				6-CYL. 3.7 L ENG.; V-8 5.2 L ENG.				REPAIR KITS
Pressure	91508			Pressure	71137			
Return			★13"	Return - Cooler To Pump			★3"	
V-6 3.0 L ENG.				Return - Gear To Cooler				★10"
Pressure	80277			1979				
Return			★14"	6-CYL. 225 ENG.				
1991				Pressure; Feb. 1 & Newer.....				
4-CYL. 2.5 L ENG.				Pressure; Jan. 31 & Older.....				
Pressure	91508			Return	71054			
Return			★13"	V-8 318 ENG.; V-8 360 ENG.				
V-6 3.0 L ENG.				Pressure; W/A.P.....				
Pressure	80277			Pressure; W/O A.P.....	71156			
Return			★14"	Return	70347		★12"	
1990				1978				KIT NUMERICAL
4-CYL. 2.2 L ENG.				6-CYL. 225 ENG.				
Pressure	91703			Pressure	70347			
Return			★13"	Return			★12"	
4-CYL. 2.5 L ENG.				V-8 318 ENG.				ILLUSTRATIONS
Pressure	91508			Pressure; W/A.P.....	71156			
Return			★13"	Pressure; W/O A.P.....	70347			
V-6 3.0 L ENG.				Return				★12"
Pressure	80277			V-8 360 ENG.				
Return			★14"	Pressure; W/2-Bbl. Carb.....	70351			
1989				Pressure; W/4-Bbl. Carb.....				
4-CYL. 2.2 L ENG.; 4-CYL. 2.5 L ENG.				Return				★12"
Pressure; W/Saginaw P.S. Pump; ☆B... ..	91508							

* Cut From C.P.E. 3/8" I.D. Hose: 71350 (48"), 81352 (25").
 † Cut From S.A.E. 11/32" I.D. Hose: 80062 (12"), 80063 (24"), 80064 (36"), 81353 (25").
 ★ Cut From S.A.E. 3/8" I.D. Hose: 71224 (24"), 71236 (36"), 71206 (48"), 81206 (25"). May Also Use 3/8" C.P.E.
 ❖ Cut From S.A.E. 5/8" I.D. Hose: 71351 (36").
 □ Cut From 1/2" I.D. Suction Hose: 71296 (36"), 81354 (10').
 ✦ Cut From 5/8" I.D. Suction Hose: 71207 (42"), 81355 (10').
 ✧ Cut From 3/4" I.D. Suction Hose: 71297 (36"), 81356 (10').
 ☆ See Page A14 For Pump or Gear Identification.

② Two Required.
 ③ Three Required.
 ④ Four Required.
 ≍ Cut To Fit.
 * Replaces Both Upper and Lower Hose.
 ▲ 252660 Adaptor Required For Some Models.
 ✦ See Page A6 For Installation Procedure.

Power Steering Hose for Passenger Cars

	Application	Assembly Number	Multi-Use Hose	End Fitting	Application	Assembly Number	Multi-Use Hose	End Fitting
SYSTEM PUMP & GEAR IDENT.	DODGE - Continued				DODGE - Continued			
SYSTEM & COMPONENT IDENT.	DIPLOMAT - Continued				INTREPID			
PASS. CARS	1977				1995			
	V-8 318 ENG.				V-6 3.3 L ENG.			
	Pressure; W/A.P.....	71156			Pressure	80061		
	Pressure; W/O A.P.....	70347			Reservoir; Dec. 12 & Newer.....	80169		
	Return		★12"		Return; W/O Cooler		†14"	
LIGHT TRUCKS	DYNASTY				V-6 3.5 L ENG.			
	1993				Pressure			
	4-CYL. 2.5 L ENG.				Return; W/O Cooler	91823		†14"
	Pressure	91508			Return - Cooler To Reservoir	80169		
	Return		★13"		1994-1993			
	V-6 3.0 L ENG.				V-6 3.3 L ENG.			
	Pressure	71804			Pressure	80061		
	Return		★14"		Reservoir	80165		†14"
	V-6 3.3 L ENG.				Return; W/O Cooler			
	Pressure	71805			V-6 3.5 L ENG.			
	Reservoir		⇄9"		Pressure	91823		
	Return		★15"		Reservoir	80164		†14"
	1992-1991				Return; W/O Cooler			
	4-CYL. 2.5 L ENG.				LANCER			
	Pressure	91508			1989-1988			
	Return		★13"		4-CYL. 2.2 L ENG.; 4-CYL. 2.5 L ENG.			
MEDIUM/HEAVY TRUCKS	V-6 3.0 L ENG.				Pressure; W/Saginaw P.S. Pump; ☆B... 91508			
	Pressure	80277			Pressure; W/ZF P.S. Pump; Sept. 26 & Older.....	91665		
	Return		★14"		Pressure; W/ZF P.S. Pump; Sept. 27 & Newer	91703		
	V-6 3.3 L ENG.				Return		★13"	
	Pressure	71805			1987-1986			
	Reservoir		⇄9"		4-CYL. 2.2 L ENG.; 4-CYL. 2.5 L ENG.			
	Return		★16"		Pressure	91508		
BUSES	1990				Return			
	4-CYL. 2.5 L ENG.				1985			
	Pressure	91508			4-CYL. 2.2 L ENG.			
	Return		★13"		Pressure	91508		
	V-6 3.0 L ENG.				Return		★10"	
	Pressure	80277			1962-1961			
	Return		★14"		6-CYL. 170 ENG.; 6-CYL. 225 ENG.			
	V-6 3.3 L ENG.				Pressure	70329		
	Pressure	71805			Reservoir		⇄	
	Return		★16"		MAGNUM			
REPAIR KITS	1989-1988				1979			
	4-CYL. 2.5 L ENG.				V-8 318 ENG.; V-8 360 ENG.			
	Pressure	91508			Pressure; W/A.P.....	71156		
	Return		★12"		Pressure; W/O A.P.....	70351		
	V-6 3.0 L ENG.				Return		★12"	
	Pressure	71804			1978			
	Return		★24"		V-8 318 ENG.; V-8 360 ENG.; V-8 400 ENG.			
KIT NUMERICAL	EXPO				Pressure; W/A.P..... 71156			
	1989-1987				Pressure; W/O A.P..... 70351			
	4-CYL. 2.2 L ENG. (CANADA)				Return		★12"	
	Pressure	91476			ILLUSTRATIONS			
	Return		★10"		* Cut From C.P.E. 3/8" I.D. Hose: 71350 (48"), 81352 (25').			

* Cut From C.P.E. 3/8" I.D. Hose: 71350 (48"), 81352 (25').
 † Cut From S.A.E. 1 1/32" I.D. Hose: 80062 (12"), 80063 (24"), 80064 (36"), 81353 (25').
 ★ Cut From S.A.E. 3/8" I.D. Hose: 71224 (24"), 71236 (36"), 71206 (48"), 81206 (25'). May Also Use 3/8" C.P.E.
 ✦ Cut From S.A.E. 5/8" I.D. Hose: 71351 (36").
 □ Cut From 1/2" I.D. Suction Hose: 71296 (36"), 81354 (10').
 ⇄ Cut From 5/8" I.D. Suction Hose: 71207 (42"), 81355 (10').
 ☆ Cut From 3/4" I.D. Suction Hose: 71297 (36"), 81356 (10').
 ☆ See Page A14 For Pump or Gear Identification.

② Two Required.
 ③ Three Required.
 ④ Four Required.
 ⇄ Cut To Fit.
 ✦ Replaces Both Upper and Lower Hose.
 ▲ 252660 Adaptor Required For Some Models.
 ✦ See Page A6 For Installation Procedure.

Power Steering Hose for Passenger Cars

Application	Assembly Number	Multi-Use Hose	End Fitting	Application	Assembly Number	Multi-Use Hose	End Fitting
DODGE - Continued				DODGE - Continued			
MIRADA				MONACO - Continued			
1983-1981				1976 - Continued			
6-CYL. 3.7 L ENG.; V-8 5.2 L ENG.				V-8 400 ENG.; V-8 440 ENG. - Continued			
Pressure	71137			Pressure; W/Chrysler P.S. Pump; W/O A.P.; ☆D	70353		
Return		★12"		Pressure; W/Saginaw P.S. Pump; ☆B... ..	70351		★15"
1980				1975			
6-CYL. 3.7 L ENG.; V-8 5.2 L ENG.; V-8 5.9 L ENG.				V-8 318 ENG.; V-8 360 ENG.; V-8 400 ENG.; V-8 440 ENG.			
Pressure	71137		★12"	Pressure; W/Chrysler P.S. Pump; W/A.P.; ☆D	80127		
Return				Pressure; W/Chrysler P.S. Pump; W/O A.P.; ☆D	70351		
MONACO				Pressure; W/Saginaw P.S. Pump; ☆B... ..			
1992-1991				Return			
V-6 3.0 L ENG.							
Pressure	71802						
Reservoir		♠10"					
Return - Gear To Pipe		†14"					
Return - Pipe To Reservoir		†4"					
1990				1974			
V-6 3.0 L ENG.				V-8 360 ENG.; V-8 400 ENG.; V-8 440 ENG.			
Pressure	91666			Pressure; W/Chrysler P.S. Pump; W/A.P.; ☆D	80127		
Reservoir		♠10"		Pressure; W/Chrysler P.S. Pump; W/O A.P.; ☆D	70353		
Return		★		Pressure; W/Saginaw P.S. Pump; ☆B... ..	70347		★15"
1978				1973			
6-CYL. 225 ENG.				V-8 360 ENG.			
Pressure	80131			Pressure; W/Chrysler P.S. Pump; ☆D... ..	80127		
Return		★12"		Pressure; W/Saginaw P.S. Pump; ☆B... ..	70347		★12"
V-8 318 ENG.; V-8 360 ENG.				V-8 400 ENG.; V-8 440 ENG.			
Pressure; W/A.P.	70347			Pressure; W/Chrysler P.S. Pump; W/Hi Perf. Eng.; ☆D	70353		
Pressure; W/O A.P.	70351		★12"	Pressure; W/Chrysler P.S. Pump; W/O Hi Perf. Eng.; ☆D	80126		
Return				Pressure; W/Saginaw P.S. Pump; ☆B... ..	70347		★12"
V-8 400 ENG.; V-8 440 ENG.				1972			
Pressure	70351		★12"	V-8 360 ENG.			
Return				Pressure; W/Chrysler P.S. Pump; ☆D... ..	80119		
1977				Pressure; W/Saginaw P.S. Pump; ☆B... ..			
6-CYL. 225 ENG.				Return			
Pressure	80131		★12"				
Return							
V-8 318 ENG.; V-8 360 ENG.				V-8 400 ENG.; V-8 440 ENG.			
Pressure; W/A.P.	70347			Pressure; W/Chrysler P.S. Pump; ☆D... ..	80119		
Pressure; W/O A.P.	70351		★12"	Pressure; W/Saginaw P.S. Pump; ☆B... ..	70343		★12"
Return				Return			
V-8 400 ENG.				1971-1970			
Pressure	70351		★12"	V-8 383 ENG.; V-8 440 ENG.			
Return				Pressure; W/Chrysler P.S. Pump; ☆D... ..	80119		
1976				Pressure; W/Saginaw P.S. Pump; ☆B... ..			
V-8 318 ENG.; V-8 360 ENG.				Return			
Pressure; W/Chrysler P.S. Pump; W/A.P.; ☆D	80127						
Pressure; W/Chrysler P.S. Pump; W/O A.P.; ☆D	70353						
Pressure; W/Saginaw P.S. Pump; ☆B... ..	70351		★15"				
Return							
V-8 400 ENG.; V-8 440 ENG.				1969			
Pressure; W/Chrysler P.S. Pump; W/A.P.; ☆D	80126			V-8 383 ENG.; V-8 440 ENG.			
Return				Pressure; W/Chrysler P.S. Pump; ☆D... ..	80119		
				Pressure; W/Saginaw P.S. Pump; ☆B... ..			
				Return			

* Cut From C.P.E. 3/8" I.D. Hose: 71350 (48"), 81352 (25").
 † Cut From S.A.E. 11/32" I.D. Hose: 80062 (12"), 80063 (24"), 80064 (36"), 81353 (25").
 ★ Cut From S.A.E. 3/8" I.D. Hose: 71224 (24"), 71236 (36"), 71206 (48"), 81206 (25"). May Also Use 3/8" C.P.E.
 ♣ Cut From S.A.E. 5/8" I.D. Hose: 71351 (36").
 □ Cut From 1/2" I.D. Suction Hose: 71296 (36"), 81354 (10').
 ♠ Cut From 5/8" I.D. Suction Hose: 71207 (42"), 81355 (10').
 ☆ Cut From 3/4" I.D. Suction Hose: 71297 (36"), 81356 (10').
 ☆ See Page A14 For Pump or Gear Identification.

② Two Required.
 ③ Three Required.
 ④ Four Required.
 ≍ Cut To Fit.
 ♣ Replaces Both Upper and Lower Hose.
 ▲ 252660 Adaptor Required For Some Models.
 ♣ See Page A6 For Installation Procedure.

SYSTEM PUMP & GEAR IDENT.

SYSTEM & COMPONENT IDENT.

PASS. CARS

LIGHT TRUCKS

MEDIUM/HEAVY TRUCKS

BUSES

HOSE NUMERICAL

REPAIR KITS

KIT NUMERICAL

ILLUSTRATIONS

Power Steering Hose for Passenger Cars

	Application	Assembly Number	Multi-Use Hose	End Fitting	Application	Assembly Number	Multi-Use Hose	End Fitting		
SYSTEM PUMP & GEAR IDENT.	DODGE - Continued				DODGE - Continued					
	MONACO - Continued				OMNI - Continued					
	1968 - Continued				1982-1981 - Continued					
	V-8 383 ENG. - Continued				4-CYL. 2.2 L ENG.					
	Return				★11"	91476				
	V-8 440 ENG.									
	Pressure; W/O Hi Perf. Eng.				70329					
	Return				★11"			★12"		
	1967									
	V-8 383 ENG.; V-8 440 ENG.									
Pressure				70329						
Return				★12"						
PASS. CARS	1966									
	V-8 383 ENG.; V-8 440 ENG.									
	Pressure				70329					
Reservoir				✧12"						
LIGHT TRUCKS	1965									
	V-8 383 ENG.; V-8 413 ENG.; V-8 426 ENG.									
	Pressure				70329					
Reservoir				✧12"						
MEDIUM/HEAVY TRUCKS	NEON									
	1995									
	4-CYL. 2.0 L ENG.									
	Pressure; W/DOHC Eng.				91949					
Pressure; W/SOHC Eng.				91948						
Return - From Gear				†12"						
Return - To Reservoir				†5"						
BUSES	OMNI									
	1990-1987									
	4-CYL. 2.2 L ENG.									
Pressure				91476						
Return				★10"						
HOSE NUMERICAL	1986-1984									
	4-CYL. 1.6 L ENG.									
	Pressure				91506					
Return				★						
4-CYL. 2.2 L ENG.										
Pressure				91476						
Return				★10"						
REPAIR KITS	1983									
	4-CYL. 1.6 L ENG.									
	Pressure				91506					
Return				★						
4-CYL. 1.7 L ENG.										
Return				★12"						
KIT NUMERICAL	4-CYL. 2.2 L ENG.									
	Pressure				91476					
	Return				★12"					
1982-1981										
4-CYL. 1.7 L ENG.										
Return				★12"						

ILLUSTRATIONS

* Cut From C.P.E. 3/8" I.D. Hose: 71350 (48"), 81352 (25").
 † Cut From S.A.E. 11/32" I.D. Hose: 80062 (12"), 80063 (24"), 80064 (36"), 81353 (25").
 ★ Cut From S.A.E. 3/8" I.D. Hose: 71224 (24"), 71236 (36"), 71206 (48"), 81206 (25"). May Also Use 3/8" C.P.E.
 ✧ Cut From S.A.E. 5/8" I.D. Hose: 71351 (36").
 □ Cut From 1/2" I.D. Suction Hose: 71296 (36"), 81354 (10').
 ✦ Cut From 5/8" I.D. Suction Hose: 71207 (42"), 81355 (10').
 ✨ Cut From 3/4" I.D. Suction Hose: 71297 (36"), 81356 (10').
 ☆ See Page A14 For Pump or Gear Identification.

② Two Required.
 ③ Three Required.
 ④ Four Required.
 ≍ Cut To Fit.
 ☉ Replaces Both Upper and Lower Hose.
 ▲ 252660 Adaptor Required For Some Models.
 ✦ See Page A6 For Installation Procedure.

Power Steering Hose for Passenger Cars

Application	Assembly Number	Multi-Use Hose	End Fitting	Application	Assembly Number	Multi-Use Hose	End Fitting
DODGE - Continued				DODGE - Continued			
POLARA - Continued				ROYAL MONACO - Continued			
1969				1976 - Continued			
V-8 318 ENG.; V-8 383 ENG.; V-8 440 ENG.				V-8 360 ENG. - Continued			
Pressure; W/Chrysler P.S. Pump; ☆D...	80119			Pressure; W/Saginaw P.S. Pump; ☆B...	70351		
Pressure; W/Saginaw P.S. Pump; ☆B...	70343			Return		★15"	
Return		★11"		V-8 400 ENG.; V-8 440 ENG.			
1968				Pressure; W/Chrysler P.S. Pump;			
V-8 318 ENG.; V-8 383 ENG.				W/A.P.; ☆D			
Pressure	70329			Pressure; W/Chrysler P.S. Pump; W/O	80126		
Return		★11"		A.P.; ☆D	70353		
V-8 440 ENG.				Pressure; W/Saginaw P.S. Pump; ☆B...			
Pressure; W/O Hi Perf. Eng.	70329			Return	70351		★15"
Return		★11"		1975			
1967				V-8 360 ENG.; V-8 400 ENG.; V-8 440 ENG.			
V-8 318 ENG.				Pressure; W/Chrysler P.S. Pump;			
Pressure; W/Chrysler P.S. Pump; ☆D...	70329			W/A.P.; ☆D	80127		
Return		★12"		Pressure; W/Chrysler P.S. Pump; W/O	70351		
V-8 383 ENG.; V-8 440 ENG.				A.P.; ☆D			
Pressure	70329			Pressure; W/Saginaw P.S. Pump; ☆B...	70347		
Return		★12"		Return		★15"	
1966				SHADOW			
V-8 318 ENG.; V-8 383 ENG.; V-8 440 ENG.				1994-1993			
Pressure	70329			4-CYL. 2.2 L ENG.; 4-CYL. 2.5 L ENG.			
Reservoir		⇆12"		Pressure	91508		
1965				Return			
V-8 383 ENG.; V-8 413 ENG.; V-8 426 ENG.							
Pressure	70329			V-6 3.0 L ENG.			
Reservoir		⇆12"		Pressure	71804		
1964-1963				Return			
6-CYL. 225 ENG.; V-8 318 ENG.; V-8 383 ENG.; V-8 426							
ENG.							
Pressure	70329			1992			
Reservoir		⇆		4-CYL. 2.2 L ENG.; 4-CYL. 2.5 L ENG.			
1962				Pressure			
V-8 361 ENG.; V-8 413 ENG.				91508			
Pressure	70329			Return		★13"	
Reservoir		⇆		V-6 3.0 L ENG.			
ROYAL MONACO				Pressure			
1977				80277			
V-8 318 ENG.; V-8 360 ENG.				Return			
Pressure; W/A.P.	70347			1991			
Pressure; W/O A.P.	70351			4-CYL. 2.2 L ENG.; 4-CYL. 2.5 L ENG.			
Return		★12"		Pressure	91508		
V-8 400 ENG.; V-8 440 ENG.				Return			
Pressure	70351			1990			
Return		★12"		4-CYL. 2.2 L ENG.; 4-CYL. 2.5 L ENG.			
1976				Pressure			
V-8 360 ENG.				91703			
Pressure; W/Chrysler P.S. Pump;				Return		★13"	
W/A.P.; ☆D	80127			1989			
Pressure; W/Chrysler P.S. Pump; W/O				4-CYL. 2.2 L ENG.; 4-CYL. 2.5 L ENG.			
A.P.; ☆D	70353			Pressure; W/Saginaw P.S. Pump; ☆B...	91508		
				Pressure; W/ZF P.S. Pump	91703		
				Return		★13"	
				1988			
				4-CYL. 2.2 L ENG.; 4-CYL. 2.5 L ENG.			
				Pressure; W/Saginaw P.S. Pump; ☆B...	91508		
				Pressure; W/ZF P.S. Pump; Sept. 26 &			
				Older	91665		
				Pressure; W/ZF P.S. Pump; Sept. 27 &			
				Newer	91703		

SYSTEM PUMP & GEAR IDENT.

SYSTEM & COMPONENT IDENT.

PASS. CARS

LIGHT TRUCKS

MEDIUM/HEAVY TRUCKS

BUSES

HOSE NUMERICAL

REPAIR KITS

KIT NUMERICAL

ILLUSTRATIONS

* Cut From C.P.E. 3/8" I.D. Hose: 71350 (48"), 81352 (25").
 † Cut From S.A.E. 11/32" I.D. Hose: 80062 (12"), 80063 (24"), 80064 (36"), 81353 (25").
 ★ Cut From S.A.E. 3/8" I.D. Hose: 71224 (24"), 71236 (36"), 71206 (48"), 81206 (25"). May Also Use 3/8" C.P.E.
 ❖ Cut From S.A.E. 5/8" I.D. Hose: 71351 (36").
 □ Cut From 1/2" I.D. Suction Hose: 71296 (36"), 81354 (10').
 ⇆ Cut From 5/8" I.D. Suction Hose: 71207 (42"), 81355 (10').
 * Cut From 3/4" I.D. Suction Hose: 71297 (36"), 81356 (10').
 ☆ See Page A14 For Pump or Gear Identification.

② Two Required.
 ③ Three Required.
 ④ Four Required.
 < Cut To Fit.
 * Replaces Both Upper and Lower Hose.
 ▲ 252660 Adaptor Required For Some Models.
 ❖ See Page A6 For Installation Procedure.

Power Steering Hose for Passenger Cars

	Application	Assembly Number	Multi-Use Hose	End Fitting	Application	Assembly Number	Multi-Use Hose	End Fitting
SYSTEM PUMP & GEAR IDENT.	DODGE - Continued				DODGE - Continued			
	SHADOW - Continued				ST. REGIS - Continued			
	1988 - Continued				1979			
	4-CYL. 2.2 L ENG.; 4-CYL. 2.5 L ENG. - Continued				6-CYL. 225 ENG.			
	Return			★13"	Pressure; Feb. 1 & Newer.....	71054		
SYSTEM & COMPONENT IDENT.	1987				Pressure; Jan. 31 & Older.....	71156		
	4-CYL. 2.2 L ENG.				Return			★12"
	Pressure	91508			V-8 318 ENG.; V-8 360 ENG.			
	Return			★10"	Pressure; W/A.P.....	71156		
	SPIRIT				Pressure; W/O A.P.....	70351		
	1995-1993				Return			★12"
PASS. CARS	4-CYL. 2.5 L ENG.				STEALTH			
	Pressure	91508			1995-1991			
	Return			★13"	V-6 3.0 L ENG.			
	V-6 3.0 L ENG.				Pressure; W/DOHC Eng.....	71812		
	Pressure	71804			Pressure; W/SOHC Eng.....	71813		
	Return			★14"	Return - Cooler To Reservoir; W/O			
LIGHT TRUCKS	1992-1991				Turbo			★7"
	4-CYL. 2.2 L ENG.				Return - Cooler To Reservoir; W/Turbo.			★8"
	Pressure; W/Saginaw P.S. Pump; ☆B...	91508			Return - Gear To Cooler; W/Turbo			★7"
	Pressure; W/ZF P.S. Pump	91703			STRATUS			
	Return			★20"	1995			
	4-CYL. 2.5 L ENG.				4-CYL. 2.0 L ENG.; 4-CYL. 2.4 L ENG.			
	Pressure	91508			Pressure	80314		
	Return			★13"	Return - Cooler To Intermediate Hose...	92075		+14"
	V-6 3.0 L ENG.				Return - Gear To Cooler	92074		+14"
	Pressure	80277			Return - Pipe To Pipe.....			★12"
	Return			★14"	Return - Pipe To Reservoir			★20"
MEDIUM/HEAVY TRUCKS	1990				V-6 2.5 L ENG.			
	4-CYL. 2.5 L ENG.				Pressure	91896		
	Pressure	91508			Return - Cooler To Intermediate Hose...	92075		+14"
	Return			★13"	Return - Gear To Cooler	92074		+14"
	V-6 3.0 L ENG.				Return - Pipe To Pipe.....			★12"
	Pressure	80277			Return - Pipe To Reservoir			★20"
	Return			★14"	VIPER			
BUSES	1989				1995-1992			
	4-CYL. 2.5 L ENG.				V-10 8.0 L ENG.			
	Pressure; W/Saginaw P.S. Pump; ☆B...	91508			Pressure	71803		
	Pressure; W/ZF P.S. Pump	91703			Return - Gear To Pump.....			+12"
	Return			★13"	330			
	V-6 3.0 L ENG.				1964-1963			
	Pressure	80277			6-CYL. 225 ENG.; V-8 318 ENG.; V-8 383 ENG.; V-8 426			
	Return			★24"	ENG.			
	ST. REGIS				Pressure	70329		
	1981				Reservoir			✦
	6-CYL. 3.7 L ENG.; V-8 5.2 L ENG.				400			
	Pressure	71137			1983-1982			
	Return			★12"	4-CYL. 2.2 L ENG.; 4-CYL. 2.6 L ENG.			
	1980				Pressure	91476		
	6-CYL. 3.7 L ENG.; V-8 5.2 L ENG.; V-8 5.9 L ENG.				Return			★10"
	Pressure	71137						
	Return			★12"				

* Cut From C.P.E. 3/8" I.D. Hose: 71350 (48"), 81352 (25').

† Cut From S.A.E. 11/32" I.D. Hose: 80062 (12"), 80063 (24"), 80064 (36"), 81353 (25').

★ Cut From S.A.E. 3/8" I.D. Hose: 71224 (24"), 71236 (36"), 71206 (48"), 81206 (25'). May Also Use 3/8" C.P.E.

✦ Cut From S.A.E. 5/8" I.D. Hose: 71351 (36').

□ Cut From 1/2" I.D. Suction Hose: 71296 (36"), 81354 (10').

✦ Cut From 5/8" I.D. Suction Hose: 71207 (42"), 81355 (10').

✦ Cut From 3/4" I.D. Suction Hose: 71297 (36"), 81356 (10').

☆ See Page A14 For Pump or Gear Identification.

Ⓜ Two Required.

Ⓜ Three Required.

Ⓜ Four Required.

✦ Cut To Fit.

✦ Replaces Both Upper and Lower Hose.

▲ 252660 Adaptor Required For Some Models.

✦ See Page A6 For Installation Procedure.

Power Steering Hose for Passenger Cars

Application	Assembly Number	Multi-Use Hose	End Fitting	Application	Assembly Number	Multi-Use Hose	End Fitting
DODGE - Continued				EAGLE - Continued			
440				PREMIER - Continued			
1964-1963				1989-1988 - Continued			
6-CYL. 225 ENG.; V-8 318 ENG.; V-8 383 ENG.; V-8 426 ENG.				V-6 3.0 L ENG. - Continued			
Pressure	70329			Return	91891		
Reservoir		✦		SUMMIT			
600				1995-1993			
1988				4-CYL. 1.5 L ENG.			
4-CYL. 2.2 L ENG.; 4-CYL. 2.5 L ENG.				Pressure			
Pressure	91508			Return; W/O Cooler	71806		★11"
Return			★13"	Return - Cooler To Reservoir			★7"
1987-1986				Return - Gear To Pipe; W/Cooler			
4-CYL. 2.2 L ENG.; 4-CYL. 2.5 L ENG.				Return - Pipe To Cooler			
Pressure	91508			4-CYL. 1.8 L ENG.			
Return			★10"	Pressure; Coupe, Sedan.....			
1985-1984				Pressure; Wagon.....			
4-CYL. 2.2 L ENG.; 4-CYL. 2.6 L ENG.				Return - Cooler To Reservoir; Coupe,			
Pressure	91508			Sedan	71807		★7"
Return			★10"	Return - Cooler To Reservoir; Wagon ...	71808		★5"
1983				Return - Gear To Pipe; W/Cooler; Cou-			
4-CYL. 2.2 L ENG.; 4-CYL. 2.6 L ENG.				pe, Sedan.....			
Pressure	91476			Return - Gear To Pipe; W/Cooler;			★13"
Return			★10"	Wagon			★17"
EAGLE				Return - Pipe To Cooler; Coupe, Se-			
MEDALLION				dan.....			
1989-1988				Return - Pipe To Cooler; Wagon			
4-CYL. 2.2 L ENG.				4-CYL. 2.4 L ENG.			
Pressure	91894			Pressure	71809		★5"
Reservoir		☐		Return - Cooler To Reservoir.....			★17"
Return		☐		Return - Gear To Pipe; W/Cooler			★6"
PREMIER				Return - Pipe To Cooler			
1992-1991				1992			
V-6 3.0 L ENG.				4-CYL. 1.5 L ENG.			
Pressure	71802			Pressure	71439		★9"
Reservoir			✦10"	Return; W/O Cooler			★8"
Return - Gear To Pipe.....			†14"	Return - Cooler To Reservoir			★6"
Return - Pipe To Reservoir			†4"	Return - Gear To Cooler			
1990				4-CYL. 1.8 L ENG.			
V-6 3.0 L ENG.				Pressure			
Pressure	91666			Return - Cooler To Reservoir	71808		★5"
Reservoir			✦10"	Return - Gear To Pipe; W/Cooler			★17"
Return	91891			Return - Pipe To Cooler			★6"
1989-1988				4-CYL. 2.4 L ENG.			
4-CYL. 2.5 L ENG.				Pressure			
Reservoir			✦10"	Return - Cooler To Reservoir	71811		★5"
Return	91890			Return - Gear To Pipe; W/Cooler			★17"
V-6 3.0 L ENG.				Return - Pipe To Cooler			
Pressure	91666						★6"
Reservoir			✦10"	1991			
EAGLE				4-CYL. 1.5 L ENG.			
MEDALLION				Pressure			
1989-1988				Return; W/O Cooler			
4-CYL. 2.5 L ENG.				Return - Cooler To Reservoir.....			
Reservoir			✦10"	Return - Gear To Cooler	71439		★9"
Return	91890			Return - Cooler To Reservoir.....			★8"
V-6 3.0 L ENG.				Return - Gear To Cooler			
Pressure	91666						★6"
Reservoir			✦10"	1990			
EAGLE				4-CYL. 1.5 L ENG.; 4-CYL. 1.6 L ENG.			
MEDALLION				Pressure			
1989-1988				Return; W/O Cooler			
4-CYL. 2.5 L ENG.				Return - Cooler To Reservoir			
Reservoir			✦10"	Return - Gear To Cooler	71439		★9"
Return	91890			Return - Cooler To Reservoir			★8"
V-6 3.0 L ENG.				Return - Gear To Cooler			
Pressure	91666						★6"
Reservoir			✦10"	1990			

- SYSTEM PUMP & GEAR IDENT.
- SYSTEM & COMPONENT IDENT.
- PASS. CARS
- LIGHT TRUCKS
- MEDIUM/HEAVY TRUCKS
- BUSES
- HOSE NUMERICAL
- REPAIR KITS
- KIT NUMERICAL
- ILLUSTRATIONS

* Cut From C.P.E. 3/8" I.D. Hose: 71350 (48"), 81352 (25').
 † Cut From S.A.E. 11/32" I.D. Hose: 80062 (12"), 80063 (24"), 80064 (36"), 81353 (25').
 ★ Cut From S.A.E. 3/8" I.D. Hose: 71224 (24"), 71236 (36"), 71206 (48"), 81206 (25'). May Also Use 3/8" C.P.E.
 ❖ Cut From S.A.E. 5/8" I.D. Hose: 71351 (36').
 ☐ Cut From 1/2" I.D. Suction Hose: 71296 (36"), 81354 (10').
 ✦ Cut From 5/8" I.D. Suction Hose: 71207 (42"), 81355 (10').
 † Cut From 3/4" I.D. Suction Hose: 71297 (36"), 81356 (10').
 ☆ See Page A14 For Pump or Gear Identification.

Ⓜ Two Required.
 Ⓝ Three Required.
 Ⓞ Four Required.
 ⚡ Cut To Fit.
 ⚙ Replaces Both Upper and Lower Hose.
 ▲ 252660 Adaptor Required For Some Models.
 ✦ See Page A6 For Installation Procedure.

Power Steering Hose for Passenger Cars

	Application	Assembly Number	Multi-Use Hose	End Fitting	
SYSTEM PUMP & GEAR IDENT.	EAGLE - Continued				SYSTEM PUMP & GEAR IDENT.
	SUMMIT - Continued				
SYSTEM & COMPONENT IDENT.	1989				SYSTEM & COMPONENT IDENT.
	4-CYL. 1.5 L ENG.; 4-CYL. 1.6 L ENG.				
PASS. CARS	Pressure	71439			PASS. CARS
	Reservoir		☐		
LIGHT TRUCKS	Return - Cooler To Reservoir		★8"		LIGHT TRUCKS
	Return - Gear To Cooler		★6"		
MEDIUM/HEAVY TRUCKS	TALON				MEDIUM/HEAVY TRUCKS
	1995				
BUSES	4-CYL. 2.0 L ENG.				BUSES
	Pressure - From Pump; W/O Turbo.....	80066			
HOSE NUMERICAL	Pressure - From Pump; W/Turbo	80073			HOSE NUMERICAL
	Pressure - To Gear; W/O Turbo	80325			
REPAIR KITS	Pressure - To Gear; W/Turbo.....	80074			REPAIR KITS
	Return - Cooler To Reservoir; W/O Turbo		★12"		
KIT NUMERICAL	Turbo		★10"		KIT NUMERICAL
	Return - Cooler To Reservoir; W/Turbo		★16"		
ILLUSTRATIONS	Return - Gear To Pipe; W/Cooler; W/O Turbo		★22"		ILLUSTRATIONS
	Turbo		★9"		
	Return - Pipe To Cooler; W/O Turbo.....		★8"		
	Return - Pipe To Cooler; W/Turbo		★8"		
	1994-1993				
	4-CYL. 1.8 L ENG.				
	Pressure	71811			
	Return - Cooler To Reservoir		★8"		
	Return - Gear To Pipe; W/Cooler		★10"		
	4-CYL. 2.0 L ENG.				
	Pressure	71550			
	Return - Cooler To Reservoir		★8"		
	Return - Gear To Pipe; W/Cooler		★10"		
	1992-1990				
	4-CYL. 2.0 L ENG.				
	Pressure	71550			
	Return - Cooler To Reservoir		★8"		
	Return - Gear To Pipe; W/Cooler		★10"		
	VISION				
	1995				
	V-6 3.3 L ENG.				
	Pressure	80061			
	Return; W/O Cooler		†14"		
	V-6 3.5 L ENG.				
	Pressure	91823			
	Return; W/O Cooler		†14"		
	1994-1993				
	V-6 3.3 L ENG.				
	Pressure	80061			
	Reservoir	80165			
	Return; W/O Cooler		†14"		
	V-6 3.5 L ENG.				
	Pressure	91823			
	Reservoir	80164			
	Return; W/O Cooler		†18"		

EAGLE - Continued

VISTA

1992

4-CYL. 1.5 L ENG. (CANADA)

Pressure	71439		
Return; W/O Cooler		★9"	
Return - Cooler To Reservoir		★8"	
Return - Gear To Cooler		★6"	
Return - Gear To Pipe; W/Cooler		★15"	

1991

4-CYL. 1.5 L ENG. (CANADA)

Pressure	71439		
Return; W/O Cooler		★9"	
Return - Cooler To Reservoir		★8"	
Return - Gear To Cooler		★6"	

4-CYL. 2.0 L ENG. (CANADA)

Pressure	91619		
Return - From Gear; W/FWD		★6"	
Return - To Reservoir; W/FWD		★9"	

1990

4-CYL. 1.5 L ENG. (CANADA); 4-CYL. 1.6 L ENG. (CANADA)

Pressure	71439		
Return; W/O Cooler		★9"	
Return - Cooler To Reservoir		★8"	
Return - Gear To Cooler		★6"	

4-CYL. 2.0 L ENG. (CANADA)

Pressure; W/4WD	91619		
Pressure; W/FWD	91624		
Return - From Gear; W/Cooler; W/4WD		★7"	
Return - Gear To Pipe; W/FWD		★6"	
Return - Pipe To Reservoir; W/4WD		★5"	
Return - Pipe To Reservoir; W/FWD		★9"	
Return - To Pipe; W/Cooler; W/4WD		★12"	

1989

4-CYL. 1.5 L ENG. (CANADA); 4-CYL. 1.6 L ENG. (CANADA)

Pressure	71439		
Reservoir		☐	
Return - Cooler To Reservoir		★8"	
Return - Gear To Cooler		★6"	

4-CYL. 2.0 L ENG. (CANADA)

Pressure; W/4WD	91619		
Pressure; W/FWD	91624		
Return - From Gear; W/Cooler; W/4WD		★7"	
Return - Gear To Pipe; W/FWD		★6"	
Return - Pipe To Reservoir; W/4WD		★5"	
Return - Pipe To Reservoir; W/FWD		★9"	
Return - To Pipe; W/Cooler; W/4WD		★12"	

2000 GTX

1993

4-CYL. 2.0 L ENG. (CANADA)

Pressure	71811		
Return - Cooler To Reservoir		★8"	
Return - Gear To Pipe		★10"	

1992-1991

4-CYL. 2.0 L ENG. (CANADA)

Pressure; W/DOHC Eng.	71550		
Pressure; W/SOHC Eng.	71811		
Return - Cooler To Reservoir		★8"	

<ul style="list-style-type: none"> * Cut From C.P.E. 3/8" I.D. Hose: 71350 (48"), 81352 (25"). † Cut From S.A.E. 11/32" I.D. Hose: 80062 (12"), 80063 (24"), 80064 (36"), 81353 (25"). ★ Cut From S.A.E. 3/8" I.D. Hose: 71224 (24"), 71236 (36"), 71206 (48"), 81206 (25"). May Also Use 3/8" C.P.E. ♣ Cut From S.A.E. 5/8" I.D. Hose: 71351 (36"). ☐ Cut From 1/2" I.D. Suction Hose: 71296 (36"), 81354 (10'). ♣ Cut From 5/8" I.D. Suction Hose: 71207 (42"), 81355 (10'). ★ Cut From 3/4" I.D. Suction Hose: 71297 (36"), 81356 (10'). ☆ See Page A14 For Pump or Gear Identification. 	<ul style="list-style-type: none"> ⊗ Two Required. ⊗ Three Required. ⊗ Four Required. ⊗ Cut To Fit. ⊗ Replaces Both Upper and Lower Hose. ▲ 252660 Adaptor Required For Some Models. ♣ See Page A6 For Installation Procedure.
---	---

Power Steering Hose for Passenger Cars

Application	Assembly Number	Multi-Use Hose	End Fitting	Application	Assembly Number	Multi-Use Hose	End Fitting
EAGLE - Continued				FORD - Continued			
2000 GTX - Continued				COUNTRY SEDAN - Continued			
1992-1991 - Continued				1972 - Continued			
4-CYL. 2.0 L ENG. (CANADA) - Continued				V-8 302 ENG.; V-8 351 ENG.; V-8 400 ENG.; V-8 429 ENG.			
Return - Gear To Pipe.....		★10"		- Continued			
FORD				Return - Cooler To Pump.....		★26"	
IMPORTANT: PLEASE NOTE. To select correct replacement parts, it may be necessary to identify the code character for the engine by looking at the VIN (Vehicle Identification Number) located on the dash panel. For 1981 and newer cars, refer to the 8th digit of VIN for the correct engine code. For 1980 and older cars, refer to the 5th digit of VIN for the correct engine code.				Return - From Gear; W/Cooler.....	≈80031	★26"	39859
ASPIRE				1971			
1995-1994				V-8 302 ENG.; V-8 351 ENG.; V-8 390 ENG.; V-8 400 ENG.; V-8 429 ENG.			
4-CYL. 1.3 L ENG.				Pressure	70660		
Pressure - From Pump.....	80077			Return - Cooler To Pump.....		★20"	
Pressure - To Gear.....	91995			Return - From Gear; W/Cooler.....	≈80114	★26"	39859
Return - From Gear.....		★6"		COUNTRY SQUIRE			
Return - To Pump.....		★19"		1991-1990			
CONTOUR				V-8 5.0 L ENG.			
1995				Pressure	71425		
4-CYL. 2.0 L ENG.				Return; W/O Cooler.....		★9"	
Pressure	80077			Return - Cooler To Pump.....		★25"	
Pressure - To Gear.....	91995			Return - Gear To Cooler.....		★13"	
Return - From Gear.....		★6"		1989			
Return - To Pump.....		★19"		V-8 5.0 L ENG.			
CONTOUR				Pressure	71044		
1995				Return; W/O Cooler.....		★9"	
4-CYL. 2.0 L ENG.				Return - Cooler To Pump.....		★25"	
Pressure	91837			Return - Gear To Cooler.....		★13"	
Return - Cooler To Pipe.....		★19"		1988-1987			
Return - Gear To Cooler.....		★19"		V-8 5.0 L ENG.; V-8 5.8 L ENG. (CANADA)			
Return - To Reservoir; W/Cooler.....	91839			Pressure	71044		
V-6 2.5 L ENG.				Return; W/O Cooler.....		★9"	
Pressure	91838			Return - Cooler To Pump.....		★25"	
Return - Cooler To Pipe.....		★19"		Return - Gear To Cooler.....		★13"	
Return - Gear To Cooler.....		★19"		1974			
Return - To Reservoir; W/Cooler.....	91839			V-8 351 ENG.; V-8 400 ENG.			
COUNTRY SEDAN				Pressure	91848		
1974				Return - Cooler To Pump.....		★28"	
V-8 351 ENG.; V-8 400 ENG.				Return - From Gear; W/Cooler.....	≈80031	★42"	39859
Pressure	91848			V-8 460 ENG.			
Return - Cooler To Pump.....		★28"		Pressure; W/A.C.; May 1 & Older.....	80189		
Return - From Gear; W/Cooler.....	≈80031	★42"	39859	Pressure; W/A.C.; May 2 & Newer.....	70677		
V-8 460 ENG.				Pressure; W/O A.C.	80189		
Pressure; W/A.C.; May 1 & Older.....	80189			Return - Cooler To Pump.....		★28"	
Pressure; W/A.C.; May 2 & Newer.....	70677			Return - From Gear; W/Cooler.....	≈80031	★42"	39859
Pressure; W/O A.C.	80189			1973			
Return - Cooler To Pump.....		★28"		V-8 351 ENG.; V-8 400 ENG.			
Return - From Gear; W/Cooler.....	≈80031	★42"	39859	Pressure	91848		
1973				Return - Cooler To Pump.....		★28"	
V-8 351 ENG.; V-8 400 ENG.				Return - From Gear; W/Cooler.....	≈80031	★42"	39859
Pressure	91848			V-8 429 ENG.; V-8 460 ENG.			
Return - Cooler To Pump.....		★28"		Pressure	80189		
Return - From Gear; W/Cooler.....	≈80031	★42"	39859	Return - Cooler To Pump.....		★28"	
V-8 429 ENG.; V-8 460 ENG.				Return - From Gear; W/Cooler.....	≈80031	★42"	39859
Pressure	80189			1972			
Return - Cooler To Pump.....		★28"		V-8 302 ENG.; V-8 351 ENG.; V-8 400 ENG.; V-8 429 ENG.			
Return - From Gear; W/Cooler.....	≈80031	★42"	39859	Pressure; Mar. 13 & Older.....	71262		
1972				Pressure; Mar. 14 & Newer.....	91848		
V-8 302 ENG.; V-8 351 ENG.; V-8 400 ENG.; V-8 429 ENG.				Pressure; Mar. 13 & Older.....	71262		
Pressure; Mar. 13 & Older.....	71262			Pressure; Mar. 14 & Newer.....	91848		
Pressure; Mar. 14 & Newer.....	91848						

SYSTEM PUMP & GEAR IDENT.

SYSTEM & COMPONENT IDENT.

PASS. CARS

LIGHT TRUCKS

MEDIUM/HEAVY TRUCKS

BUSES

HOSE NUMERICAL

REPAIR KITS

KIT NUMERICAL

ILLUSTRATIONS

* Cut From C.P.E. 3/8" I.D. Hose: 71350 (48"), 81352 (25").
 † Cut From S.A.E. 11/32" I.D. Hose: 80062 (12"), 80063 (24"), 80064 (36"), 81353 (25").
 ★ Cut From S.A.E. 3/8" I.D. Hose: 71224 (24"), 71236 (36"), 71206 (48"), 81206 (25"). May Also Use 3/8" C.P.E.
 ♣ Cut From S.A.E. 5/8" I.D. Hose: 71351 (36").
 □ Cut From 1/2" I.D. Suction Hose: 71296 (36"), 81354 (10').
 ❖ Cut From 5/8" I.D. Suction Hose: 71207 (42"), 81355 (10').
 ✱ Cut From 3/4" I.D. Suction Hose: 71297 (36"), 81356 (10').
 ☆ See Page A14 For Pump or Gear Identification.

② Two Required.
 ③ Three Required.
 ④ Four Required.
 ≈ Cut To Fit.
 ⬤ Replaces Both Upper and Lower Hose.
 ▲ 252660 Adaptor Required For Some Models.
 ♣ See Page A6 For Installation Procedure.

Power Steering Hose for Passenger Cars

	Application	Assembly Number	Multi-Use Hose	End Fitting	Application	Assembly Number	Multi-Use Hose	End Fitting
SYSTEM PUMP & GEAR IDENT.	FORD - Continued				FORD - Continued			
	COUNTRY SQUIRE - Continued				CUSTOM - Continued			
	1972 - Continued				1969			
	V-8 302 ENG.; V-8 351 ENG.; V-8 400 ENG.; V-8 429 ENG.				6-CYL. 240 ENG.			
	- Continued				Return Ⓢ80114 ★ 39859			
SYSTEM & COMPONENT IDENT.	Return - Cooler To Pump.....		★26"		V-8 302 ENG.			
	Return - From Gear; W/Cooler.....	Ⓢ80031	★26"	39859	Pressure; W/Ford Stg. Gear; ☆P..... 70648			
					Pressure; W/Saginaw Stg. Gear; ☆N.... 71306			
					Return - Cooler To Pump..... ★10"			
					Return - From Gear; W/Cooler..... Ⓢ80114 ★31" 39859			
	1971				V-8 351 ENG.; V-8 390 ENG.; V-8 429 ENG.			
	V-8 302 ENG.; V-8 351 ENG.; V-8 390 ENG.; V-8 400 ENG.; V-8 429 ENG.				Pressure; W/Ford Stg. Gear; ☆P..... 70648			
	Pressure.....	70660			Return - Cooler To Pump..... ★10"			
	Return - Cooler To Pump.....		★20"		Return - From Gear; W/Cooler..... Ⓢ80114 ★31" 39859			
PASS. CARS	Return - From Gear; W/Cooler.....	Ⓢ80114	★26"	39859	1968			
					6-CYL. 240 ENG.			
	CROWN VICTORIA				Return Ⓢ80114 ★ 39859			
	1995				V-8 302 ENG.; V-8 390 ENG.; V-8 428 ENG.			
	V-8 4.6 L ENG.				Pressure; W/Ford Stg. Gear; ☆P..... 70648			
	Pressure.....	80076			Pressure; W/Saginaw Stg. Gear; ☆N.... 71306			
	Return; W/O Cooler; W/O Trlr. Tow.				Return - Cooler To Pump..... ★10"			
	Pkg.	80222	★12"		Return - From Gear; W/Cooler..... Ⓢ80114 ★31" 39859			
LIGHT TRUCKS	Return - Cooler To Reservoir.....	92002			1967			
	Return - From Gear; W/Cooler; W/Trlr.				6-CYL. 240 ENG.			
	Tow. Pkg.		★30"		Pressure..... 70648			
	Return - Pipe To Reservoir.....	92003			Return; W/A.C. Ⓢ70642 ★ 39859			
					Return; W/O A.C. Ⓢ70629 ★30" 39859			
					V-8 289 ENG.; V-8 390 ENG.; V-8 427 ENG.; V-8 428 ENG.			
	1994-1992				Pressure; W/Ford Stg. Gear; ☆P..... 70648			
	V-8 4.6 L ENG.				Pressure; W/Saginaw Stg. Gear; ☆N.... 71306			
	Pressure.....	71827			Return - Cooler To Pump..... ★10"			
	Return; W/O Cooler; W/O Trlr. Tow.				Return - From Gear; W/Cooler..... Ⓢ80114 ★31" 39859			
	Pkg.		★12"		1966-1965			
	Return - Cooler To Reservoir.....		★38"		6-CYL. 240 ENG.			
	Return - Gear To Cooler.....		★14"		Pressure; W/Saginaw Stg. Gear; ☆N.... 71306			
					Return Ⓢ70629 ★ 39859			
					V-8 289 ENG.			
	CUSTOM				Pressure; W/Eaton P.S. Pump;			
	1972				W/Saginaw Stg. Gear; ☆A..... 71308			
	6-CYL. 240 ENG.				Pressure; W/Ford P.S. Pump;			
	Return.....	Ⓢ80114	★26"	39859	W/Saginaw Stg. Gear; ☆C..... 71306			
	V-8 302 ENG.; V-8 351 ENG.; V-8 400 ENG.; V-8 429 ENG.				Return; W/A.C. Ⓢ70551 ★ 39135			
	Pressure; Mar. 13 & Older.....	71262			Return; W/O A.C. Ⓢ70629 ★ 39859			
	Pressure; Mar. 14 & Newer.....	91848			V-8 352 ENG.; V-8 390 ENG.			
	Return - Cooler To Pump.....		★26"		Pressure; W/Ford Stg. Gear; ☆P..... 70648			
	Return - From Gear; W/Cooler.....	Ⓢ80031	★26"	39859	Pressure; W/Saginaw Stg. Gear; ☆N.... 71306			
					Return; W/A.C. Ⓢ70551 ★ 39135			
					Return; W/O A.C. Ⓢ70629 ★25" 39859			
					Return - Cooler To Pump..... ★			
	1971				1964			
	6-CYL. 240 ENG.				6-CYL. 223 ENG.; V-8 427 ENG.			
	Return.....	Ⓢ80114	★	39859	Cyl..... ②70579			
	V-8 302 ENG.; V-8 351 ENG.; V-8 390 ENG.; V-8 400 ENG.; V-8 429 ENG.				V-8 289 ENG.			
	Pressure.....	70660			Cyl..... ②70579			
	Return - Cooler To Pump.....		★20"		Pressure..... 70612			
	Return - From Gear; W/Cooler.....	Ⓢ80114	★26"	39859	Return; W/A.C. ★			
					Return; W/O A.C. ★25"			
					1970			
	6-CYL. 240 ENG.				6-CYL. 240 ENG.			
	Return.....	Ⓢ80114	★	39859	Return.....			
	V-8 302 ENG.; V-8 351 ENG.; V-8 390 ENG.; V-8 429 ENG.				V-8 289 ENG.			
	Pressure.....	70660			Return; W/O A.C. ★			
	Return - Cooler To Pump.....		★20"		Return; W/O A.C. ★25"			
	Return - From Gear; W/Cooler.....	Ⓢ80114	★26"	39859				

ILLUSTRATIONS

* Cut From C.P.E. 3/8" I.D. Hose: 71350 (48"), 81352 (25").
 † Cut From S.A.E. 11/32" I.D. Hose: 80062 (12"), 80063 (24"), 80064 (36"), 81353 (25").
 ★ Cut From S.A.E. 3/8" I.D. Hose: 71224 (24"), 71236 (36"), 71206 (48"), 81206 (25"). May Also Use 3/8" C.P.E.
 ♣ Cut From S.A.E. 5/8" I.D. Hose: 71351 (36").
 □ Cut From 1/2" I.D. Suction Hose: 71296 (36"), 81354 (10').
 ♠ Cut From 5/8" I.D. Suction Hose: 71207 (42"), 81355 (10').
 ♣ Cut From 3/4" I.D. Suction Hose: 71297 (36"), 81356 (10').
 ☆ See Page A14 For Pump or Gear Identification.

② Two Required.
 ③ Three Required.
 ④ Four Required.
 Ⓢ Cut To Fit.
 ♣ Replaces Both Upper and Lower Hose.
 ▲ 252660 Adaptor Required For Some Models.
 ♣ See Page A6 For Installation Procedure.

Power Steering Hose for Passenger Cars

Application	Assembly Number	Multi-Use Hose	End Fitting	Application	Assembly Number	Multi-Use Hose	End Fitting
FORD - Continued				FORD - Continued			
CUSTOM - Continued				CUSTOM 500 - Continued			
1964 - Continued				1978 - Continued			
V-8 352 ENG.; V-8 390 ENG.				V-8 351 (CANADA) ENG. - Continued			
Cyl.....	②70579			Return - Cooler To Pump; Conventional System; W/Ford P.S. Pump; ☆C.....		★31"	
Pressure; W/O A.C.	70612			Return - Cooler To Pump; Hydroboost System W/O Skid Control.....		★	
Return.....		★18"		Return - Gear To Cooler; Conventional System; W/Ford P.S. Pump; ☆C.....		★30"	
CUSTOM 500				Return - Gear To Cooler; Hydroboost System W/O Skid Control.....			
1979				Return - Hydroboost To Pump; Hydroboost System W/O Skid Control.....			
V-8 302 (CANADA) ENG.; V-8 351 (CANADA) ENG.				V-8 400 (CANADA) ENG.			
Pressure; W/Ford Stg. Gear; W/O Police, Taxi Pkg.; ☆P.....	71009			Pressure; Conventional System; W/Ford P.S. Pump; W/O Cooler; ☆C.....	71009		
Pressure; W/Saginaw Stg. Gear; W/O Police, Taxi Pkg.; ☆N.....	71059			Pressure; Conventional System; W/Saginaw P.S. Pump; W/O Police Pkg.; ☆B.....	71010		
Return; W/Ford Stg. Gear; W/O Police, Taxi Pkg.; ☆P.....		★33"	39135	Pressure - Hydroboost To Gear; Hydroboost System W/O Skid Control.....	71023		
Return; W/Ford Stg. Gear; W/Police, Taxi Pkg.; ☆P.....		★	39135	Pressure - Pump To Hydroboost; Hydroboost System W/O Skid Control; W/O Police Pkg.....	91568		
Return; W/O Cooler.....		★14"		Pressure - Pump To Hydroboost; Hydroboost System W/O Skid Control; W/Police Pkg.....	70722		
Return; W/Saginaw Stg. Gear; W/O Police, Taxi Pkg.; ☆N.....	≠80031	★33"		Return; Conventional System; W/Ford P.S. Pump; W/O Cooler; ☆C.....		★12"	
Return; W/Saginaw Stg. Gear; W/Police, Taxi Pkg.; ☆N.....	≠80031	★33"		Return; Conventional System; W/Saginaw P.S. Pump; W/O Police Pkg.; ☆B.....	≠80154	★36"	39859
Return - Cooler To Pump.....		★33"		Return - Cooler To Pump; Conventional System; W/Ford P.S. Pump; ☆C.....		★31"	
1978				Return - Cooler To Pump; Hydroboost System W/O Skid Control.....			
V-8 302 (CANADA) ENG.				Return - Gear To Cooler; Conventional System; W/Ford P.S. Pump; ☆C.....			
Pressure; Conventional System; W/Ford P.S. Pump; W/O Cooler; ☆C.....	71009			Return - Gear To Cooler; Hydroboost System W/O Skid Control.....	≠80031		
Pressure; Conventional System; W/Saginaw P.S. Pump; W/O Police Pkg.; ☆B.....	71010			Return - Hydroboost To Pump; Hydroboost System W/O Skid Control.....		★	
Pressure - Hydroboost To Gear; Hydroboost System W/O Skid Control.....	71023			Return - Hydroboost To Pump; Hydroboost System W/O Skid Control.....		★	
Return; Conventional System; W/Ford P.S. Pump; W/O Cooler; ☆C.....		★12"		Return - Cooler To Pump; Conventional System; W/Ford P.S. Pump; ☆C.....		★30"	
Return; Conventional System; W/Saginaw P.S. Pump; W/O Police Pkg.; ☆B.....	≠80154	★36"	39859	Return - Gear To Cooler; Hydroboost System W/O Skid Control.....	≠80031		
Return - Cooler To Pump; Conventional System; W/Ford P.S. Pump; ☆C.....		★31"		Return - Hydroboost To Pump; Hydroboost System W/O Skid Control.....		★	
Return - Cooler To Pump; Hydroboost System W/O Skid Control.....		★		V-8 460 (CANADA) ENG.			
Return - Gear To Cooler; Conventional System; W/Ford P.S. Pump; ☆C.....		★30"		Pressure; Conventional System; W/A.C. Pressure; Conventional System; W/O A.C.....	70677		
Return - Gear To Cooler; Hydroboost System W/O Skid Control.....	≠80031			Pressure - Hydroboost To Gear; Hydroboost System W/O Skid Control.....	71010		
Return - Hydroboost To Pump; Hydroboost System W/O Skid Control.....		★		Pressure - Pump To Hydroboost; Hydroboost System W/O Skid Control; W/A.C.....	71023		
V-8 351 (CANADA) ENG.				Pressure - Pump To Hydroboost; Hydroboost System W/O Skid Control; W/O A.C.....			
Pressure; Conventional System; W/Ford P.S. Pump; W/O Cooler; ☆C.....	71009			Return; Conventional System; W/Ford P.S. Pump; W/Cooler; ☆C.....	70722		
Pressure; Conventional System; W/Saginaw P.S. Pump; W/O Police Pkg.; ☆B.....	71010			Return; Conventional System; W/Saginaw P.S. Pump; W/Cooler; ☆B.....		★71"	
Pressure - Hydroboost To Gear; Hydroboost System W/O Skid Control.....	71023			Return - Cooler To Pump; Hydroboost System W/O Skid Control.....		★27"	
Pressure - Pump To Hydroboost; Hydroboost System W/O Skid Control; W/Modified Eng.....	91898			Return - From Gear; Conventional System; W/Cooler.....	≠80031		
Return; Conventional System; W/Ford P.S. Pump; W/O Cooler; ☆C.....		★12"		Return - Gear To Cooler; Hydroboost System W/O Skid Control.....	≠80031		
Return; Conventional System; W/Saginaw P.S. Pump; W/O Police Pkg.; ☆B.....	≠80154	★36"	39859	Return - Hydroboost To Pump; Hydroboost System W/O Skid Control.....		★	

- * Cut From C.P.E. 3/8" I.D. Hose: 71350 (48"), 81352 (25).
- † Cut From S.A.E. 11/32" I.D. Hose: 80062 (12"), 80063 (24"), 80064 (36"), 81353 (25").
- ★ Cut From S.A.E. 3/8" I.D. Hose: 71224 (24"), 71236 (36"), 71206 (48"), 81206 (25"). May Also Use 3/8" C.P.E.
- ❖ Cut From S.A.E. 5/8" I.D. Hose: 71351 (36").
- Cut From 1/2" I.D. Suction Hose: 71296 (36"), 81354 (10').
- ❖ Cut From 5/8" I.D. Suction Hose: 71207 (42"), 81355 (10').
- * Cut From 3/4" I.D. Suction Hose: 71297 (36"), 81356 (10').
- ☆ See Page A14 For Pump or Gear Identification.

- ② Two Required.
- ③ Three Required.
- ④ Four Required.
- ≠ Cut To Fit.
- ⊙ Replaces Both Upper and Lower Hose.
- ▲ 252660 Adaptor Required For Some Models.
- ❖ See Page A6 For Installation Procedure.

SYSTEM PUMP & GEAR IDENT.

SYSTEM & COMPONENT IDENT.

PASS. CARS

LIGHT TRUCKS

MEDIUM/HEAVY TRUCKS

BUSES

HOSE NUMERICAL

REPAIR KITS

KIT NUMERICAL

ILLUSTRATIONS

Power Steering Hose for Passenger Cars

	Application	Assembly Number	Multi-Use Hose	End Fitting	Application	Assembly Number	Multi-Use Hose	End Fitting
SYSTEM PUMP & GEAR IDENT.	FORD - Continued				FORD - Continued			
	CUSTOM 500 - Continued				CUSTOM 500 - Continued			
	1977				1976 - Continued			
SYSTEM & COMPONENT IDENT.	V-8 351 ENG.; V-8 400 ENG.				V-8 351 ENG.; V-8 400 ENG. - Continued			
	Pressure; Conventional System; W/O Police Pkg.; W/Ford P.S. Pump; ☆C.	71324			Return - Gear To Cooler; Hydroboost System W/O Skid Control.....		★39"	39862
	Pressure; Conventional System; W/O Police Pkg.; W/Saginaw P.S. Pump; ☆B.....	71010			Return - Hydroboost To Pump; Hydroboost System W/O Skid Control		★37"	
PASS. CARS	Pressure; Conventional System; W/Police Pkg.; W/O Adaptor Fitting At Pump	71324			V-8 460 ENG.			
	Pressure - Hydroboost To Gear; Hydroboost System W/O Skid Control	70696			Pressure; Conventional System; W/O Police Pkg.; W/A.C.	70677		
	Pressure - Hydroboost To Gear; Hydroboost System W/Skid Control.....	70696			Pressure; Conventional System; W/O Police Pkg.; W/O A.C.; Apr. 5 & Older.....	71010		
	Pressure - Pump To Hydroboost; Hydroboost System W/O Skid Control; Jun. 2 & Older	80035			Pressure; Conventional System; W/Police Pkg.; W/O Adaptor Fitting At Pump	80189		
	Pressure - Pump To Hydroboost; Hydroboost System W/O Skid Control; Jun. 3 & Newer.....	70722			Pressure - Hydroboost To Gear; Hydroboost System W/O Skid Control	70696		
LIGHT TRUCKS	Pressure - Pump To Skid Control; Hydroboost System W/Skid Control	80160			Pressure - Hydroboost To Gear; Hydroboost System W/Skid Control.....	70696		
	Pressure - Skid Control To Hydroboost; Hydroboost System W/Skid Control...	91869			Pressure - Pump To Hydroboost; Hydroboost System W/O Skid Control...	80035		
	Return - Cooler To Pump; Conventional System.....		★26"		Pressure - Pump To Skid Control; Hydroboost System W/Skid Control	80160		
	Return - Cooler To Pump; Hydroboost System W/O Skid Control.....		★21"		Pressure - Skid Control To Hydroboost; Hydroboost System W/Skid Control...	91869		
	Return - From Gear; Conventional System; W/Cooler	≠80031	★41"	39859	Return - Cooler To Pump; Conventional System.....		★26"	
	Return - Gear To Cooler; Hydroboost System W/O Skid Control.....		★39"	39862	Return - Cooler To Pump; Hydroboost System W/O Skid Control.....		★21"	
	Return - Hydroboost To Pump; Hydroboost System W/O Skid Control		★37"		Return - From Gear; Conventional System; W/Cooler	≠80031	★41"	39859
					Return - Gear To Cooler; Hydroboost System W/O Skid Control.....		★39"	39862
					Return - Hydroboost To Pump; Hydroboost System W/O Skid Control		★37"	
					1975			
MEDIUM/HEAVY TRUCKS	1976				V-8 351 ENG.; V-8 400 ENG.			
	Pressure; Conventional System; W/O Police Pkg.; W/Ford P.S. Pump; ☆C.	71324			Pressure; W/Ford P.S. Pump; ☆C.....	71324		
	Pressure; Conventional System; W/O Police Pkg.; W/Saginaw P.S. Pump; ☆B.....	71010			Pressure; W/Saginaw P.S. Pump; ☆B.....	80189		
	Pressure; Conventional System; W/Police Pkg.; W/O Adaptor Fitting At Pump	71324			Return	≠80031	★	
	Pressure - Hydroboost To Gear; Hydroboost System W/O Skid Control	70696			V-8 460 ENG.			
	Pressure - Hydroboost To Gear; Hydroboost System W/Skid Control.....	70696			Pressure	70677		
	Pressure - Pump To Hydroboost; Hydroboost System W/O Skid Control; Jun. 2 & Older	80035			Return - Cooler To Pump.....		★	
	Pressure - Pump To Hydroboost; Hydroboost System W/O Skid Control; Jun. 3 & Newer.....	70722			Return - From Gear; W/Cooler.....	≠80031	★	
	Pressure - Pump To Skid Control; Hydroboost System W/Skid Control	80160			1974			
	Pressure - Skid Control To Hydroboost; Hydroboost System W/Skid Control...	91869			V-8 351 ENG.; V-8 400 ENG.			
	Return - Cooler To Pump; Conventional System.....		★26"		Pressure	91848		
	Return - Cooler To Pump; Hydroboost System W/O Skid Control.....		★21"		Return - Cooler To Pump.....		★28"	
	Return - From Gear; Conventional System; W/Cooler	≠80031	★41"	39859	Return - From Gear; W/Cooler.....	≠80031	★42"	39859
					V-8 460 ENG.			
					Pressure; W/A.C.; May 1 & Older	80189		
					Pressure; W/A.C.; May 2 & Newer	70677		
					Pressure; W/O A.C.	80189		
					Return - Cooler To Pump.....		★28"	
					Return - From Gear; W/Cooler.....	≠80031	★42"	39859
					1973			
					V-8 351 ENG.; V-8 400 ENG.			
					Pressure	91848		
					Return - Cooler To Pump.....		★28"	
					Return - From Gear; W/Cooler.....	≠80031	★42"	39859

ILLUSTRATIONS

* Cut From C.P.E. 3/8" I.D. Hose: 71350 (48"), 81352 (25").
 † Cut From S.A.E. 11/32" I.D. Hose: 80062 (12"), 80063 (24"), 80064 (36"), 81353 (25").
 ★ Cut From S.A.E. 3/8" I.D. Hose: 71224 (24"), 71236 (36"), 71206 (48"), 81206 (25"). May Also Use 3/8" C.P.E.
 ♣ Cut From S.A.E. 5/8" I.D. Hose: 71351 (36").
 □ Cut From 1/2" I.D. Suction Hose: 71296 (36"), 81354 (10').
 ✦ Cut From 5/8" I.D. Suction Hose: 71207 (42"), 81355 (10').
 ✧ Cut From 3/4" I.D. Suction Hose: 71297 (36"), 81356 (10').
 ☆ See Page A14 For Pump or Gear Identification.

② Two Required.
 ③ Three Required.
 ④ Four Required.
 ≠ Cut To Fit.
 ♣ Replaces Both Upper and Lower Hose.
 ▲ 252660 Adaptor Required For Some Models.
 ♣ See Page A6 For Installation Procedure.

Power Steering Hose for Passenger Cars

Application	Assembly Number	Multi-Use Hose	End Fitting	Application	Assembly Number	Multi-Use Hose	End Fitting
FORD - Continued				FORD - Continued			
CUSTOM 500 - Continued				ESCORT - Continued			
1973 - Continued				1990			
V-8 429 ENG.; V-8 460 ENG.				4-CYL. 1.9 L ENG.			
Pressure	80189			Pressure	71428		
Return - Cooler To Pump		★28"		Reservoir; Eng. VIN 9		✦	
Return - From Gear; W/Cooler	✧80031	★42"	39859	Reservoir; Eng. VIN J	80163		
				Return; Eng. VIN 9		★20"	
				Return; Eng. VIN J		★36"	
1972				1989			
6-CYL. 240 ENG.				4-CYL. 1.9 L ENG.			
Return	✧80114	★26"	39859	Pressure	71838		
V-8 302 ENG.; V-8 351 ENG.; V-8 400 ENG.; V-8 429 ENG.				Reservoir; Eng. VIN 9			
Pressure; Mar. 13 & Older	71262			Reservoir; Eng. VIN J	80163	✦	
Pressure; Mar. 14 & Newer	91848			Return; Eng. VIN 9		★20"	
Return - Cooler To Pump		★26"		Return; Eng. VIN J		★36"	
Return - From Gear; W/Cooler	✧80031	★26"	39859				
1971				1988			
6-CYL. 240 ENG.				4-CYL. 1.9 L ENG.			
Return	✧80114	★	39859	Pressure; Nov. 14 & Older	70434		
V-8 302 ENG.; V-8 351 ENG.; V-8 390 ENG.; V-8 400 ENG.;				Pressure; Nov. 15 & Newer			
V-8 429 ENG.				Reservoir; Eng. VIN 9			
Pressure	70660			Reservoir; Eng. VIN J	80163	✦	
Return - Cooler To Pump		★20"		Return; Eng. VIN 9		★20"	
Return - From Gear; W/Cooler	✧80114	★26"	39859	Return; Eng. VIN J		★36"	
ELITE				1987			
1976-1975				4-CYL. 1.9 L ENG.			
V-8 351 ENG.				Pressure			
Pressure; W/Ford Stg. Gear; W/O Po-				Reservoir; Eng. VIN 9	70434	✦	
lice, Taxi Pkg.; W/Modified Eng.; ☆P	71262			Reservoir; Eng. VIN J	80163		
Pressure; W/Ford Stg. Gear; W/O Po-				Return; Eng. VIN 9		★20"	
lice, Taxi Pkg.; W/Windsor Eng.; ☆P	70674			Return; Eng. VIN J		★36"	
Pressure; W/Saginaw Stg. Gear; ☆N....	70704			4-CYL. 2.0 L DIESEL ENG.			
Return - Cooler To Pump; W/Saginaw				Pressure	80059		
Stg. Gear; ☆N		★18"		Return		★18"	
Return - From Gear; W/Cooler	✧80031	★21"	39859	1986			
V-8 400 ENG.; V-8 460 ENG.				4-CYL. 1.9 L ENG.			
Pressure; W/Ford Stg. Gear; W/O Po-				Pressure - From Pump	70434		
lice, Taxi Pkg.; ☆P	71262			Pressure - To Gear	80171		
Pressure; W/Saginaw Stg. Gear; ☆N....	70704			Reservoir	80163		
Return - Cooler To Pump; W/Saginaw				Return - To Pump		★36"	
Stg. Gear; ☆N		★18"		4-CYL. 2.0 L DIESEL ENG.			
Return - From Gear; W/Cooler	✧80031	★21"	39859	Pressure - To Gear	71276		
				Return - To Pump		★17"	
ESCORT				1985			
1995-1991				4-CYL. 1.6 L ENG.; 4-CYL. 1.9 L ENG.			
4-CYL. 1.8 L ENG.				Pressure - From Pump			
Pressure - From Pump	91740			Pressure - To Gear	71193		
Return - Cooler To Pipe		★6"		Return - To Pump	80171		
Return - Gear To Cooler		★10"				★24"	
Return - Pipe To Reservoir; W/Cooler...		★6"		4-CYL. 2.0 L DIESEL ENG.			
				Pressure - To Gear	71276		
				Return - To Pump		★17"	
4-CYL. 1.9 L ENG.				1984			
Pressure - From Pump	71840			4-CYL. 1.6 L ENG.			
Pressure - To Gear	71841			Pressure - From Pump	71193		
Pressure - To Pipe	91933			Pressure - To Gear	80171		
Reservoir	80166			Return		★24"	
Return - Gear To Pipe		★10"		4-CYL. 2.0 L DIESEL ENG.			
Return - Pipe To Reservoir		★10"		Pressure - To Gear	71276		

* Cut From C.P.E. 3/8" I.D. Hose: 71350 (48"), 81352 (25").
 † Cut From S.A.E. 11/32" I.D. Hose: 80062 (12"), 80063 (24"), 80064 (36"), 81353 (25").
 ★ Cut From S.A.E. 3/8" I.D. Hose: 71224 (24"), 71236 (36"), 71206 (48"), 81206 (25"). May Also Use 3/8" C.P.E.
 ✦ Cut From S.A.E. 5/8" I.D. Hose: 71351 (36").
 □ Cut From 1/2" I.D. Suction Hose: 71296 (36"), 81354 (10').
 ✧ Cut From 5/8" I.D. Suction Hose: 71207 (42"), 81355 (10').
 ☆ Cut From 3/4" I.D. Suction Hose: 71297 (36"), 81356 (10').
 ☆ See Page A14 For Pump or Gear Identification.

② Two Required.
 ③ Three Required.
 ④ Four Required.
 ✧ Cut To Fit.
 ✦ Replaces Both Upper and Lower Hose.
 ▲ 252660 Adaptor Required For Some Models.
 ✦ See Page A6 For Installation Procedure.

SYSTEM PUMP & GEAR IDENT.

SYSTEM & COMPONENT IDENT.

PASS. CARS

LIGHT TRUCKS

MEDIUM/HEAVY TRUCKS

BUSES

HOSE NUMERICAL

REPAIR KITS

KIT NUMERICAL

ILLUSTRATIONS

Power Steering Hose for Passenger Cars

	Application	Assembly Number	Multi-Use Hose	End Fitting	Application	Assembly Number	Multi-Use Hose	End Fitting
SYSTEM PUMP & GEAR IDENT.	FORD - Continued				FORD - Continued			
	ESCORT - Continued				FAIRLANE - Continued			
	1984 - Continued				1970 - Continued			
	4-CYL. 2.0 L DIESEL ENG. - Continued				V-8 390 ENG.			
	Return - To Pump.....		★17"		Cyl.....	②70640		
SYSTEM & COMPONENT IDENT.	1983-1982				Return; W/O A.C..... ③70656 ★22"			
	4-CYL. 1.6 L ENG.				1969			
	Pressure - From Pump.....	71193			6-CYL. 200 ENG.; 6-CYL. 250 ENG.			
	Pressure - To Gear; W/O Switch Port...	80171			Cyl.....	②70640		
	Return - To Pump.....		★24"		Pressure	70652		
	1981				Return..... ④80113 ★32" 39860			
PASS. CARS	4-CYL. 1.6 L ENG.				V-8 302 ENG.; V-8 351 ENG.			
	Pressure - From Pump; Aug. 10, 1981 & Older.....	71165			Cyl.....	②70640		
	Pressure - From Pump; Aug. 11, 1981 & Newer	71193			Pressure - Control Valve End.....	70679		
	Pressure - To Gear; W/O Switch Port...	80171			Return - Control Valve End	③70656	★24"	
	Return - To Pump.....		★36"		V-8 390 ENG.; V-8 428 ENG.			
	EXP				Cyl..... ②70640			
LIGHT TRUCKS	1988				Return; W/O A.C..... ③70656 ★22"			
	4-CYL. 1.9 L ENG.				1968			
	Pressure; Nov. 14 & Older.....	70434			6-CYL. 200 ENG.			
	Pressure; Nov. 15 & Newer.....	71838			Cyl.....	②70640		
	Reservoir		♣		Pressure	70652		
	Return		★20"		Return	④80113	★32"	39860
MEDIUM/HEAVY TRUCKS	1987				V-8 289 ENG.; V-8 302 ENG.			
	4-CYL. 1.9 L ENG.				Cyl..... ②70640			
	Pressure	70434			Pressure	70653		
	Reservoir; Eng. VIN 9.....		♣		Return	④80113	★	39860
	Reservoir; Eng. VIN J.....	80163			V-8 390 ENG.			
	Return; Eng. VIN 9.....		★20"		Cyl.....	②70640		
	Return; Eng. VIN J.....		★36"		Return; W/O A.C.....	③70656	★22"	
BUSES	1986				1967			
	4-CYL. 1.9 L ENG.				6-CYL. 200 ENG.			
	Pressure - From Pump.....	70434			Cyl.....	②70640		
	Pressure - To Gear.....	80171			Pressure; W/1/4" Control Valve Fitting...	80024		
	Reservoir	80163			Pressure; W/5/16" Control Valve Fitting.	70652		
	Return - To Pump.....		★36"		Return	④80113	★32"	39860
	1985-1982				V-8 289 ENG.			
	4-CYL. 1.6 L ENG.				Cyl..... ②70640			
	Pressure - From Pump.....	71193			Pressure; W/1/4" Control Valve Fitting...	80025		
	Pressure - To Gear.....	80171			Pressure; W/5/16" Control Valve Fitting.	70653		
	Return - To Pump.....		★24"		Return	④80113	★	39860
	FAIRLANE				V-8 390 ENG.; V-8 427 ENG.			
	1970				Cyl..... ②70640			
	6-CYL. 250 ENG.				Return			
	Cyl.....	②70640			Cyl.....	②70640		
	Pressure	70652			Pressure	80024		
	Return.....	④80113	★32"	39860	Return	④80113	★32"	39860
	V-8 302 ENG.; V-8 351 ENG.				V-8 289 ENG.			
	Cyl.....	②70640			Cyl.....	②70640		
	Pressure - Control Valve End.....	70679			Pressure	80024		
	Pressure - Pump End.....	70692			Return	④80113	★	39860
	Return - Control Valve End.....	③70656			V-8 390 ENG.			
	1970				Cyl..... ②70640			
	6-CYL. 170 ENG.; 6-CYL. 200 ENG.				Return			
	Cyl.....	②70640			Cyl.....	②70640		
	Pressure	80024			Pressure	80024		
	Return	④80113	★32"	39860	Return	④80113	★	39860
	V-8 289 ENG.				V-8 390 ENG.			
	Cyl.....	②70640			Cyl.....	②70640		
	Pressure	80024			Return	③70656	★38"	39862
	Return	④80113	★32"	39860				

ILLUSTRATIONS

* Cut From C.P.E. 3/8" I.D. Hose: 71350 (48"), 81352 (25").
 † Cut From S.A.E. 11/32" I.D. Hose: 80062 (12"), 80063 (24"), 80064 (36"), 81353 (25").
 ★ Cut From S.A.E. 3/8" I.D. Hose: 71224 (24"), 71236 (36"), 71206 (48"), 81206 (25"). May Also Use 3/8" C.P.E.
 ♣ Cut From S.A.E. 5/8" I.D. Hose: 71351 (36").
 □ Cut From 1/2" I.D. Suction Hose: 71296 (36"), 81354 (10').
 ♠ Cut From 5/8" I.D. Suction Hose: 71207 (42"), 81355 (10').
 ✱ Cut From 3/4" I.D. Suction Hose: 71297 (36"), 81356 (10').
 ☆ See Page A14 For Pump or Gear Identification.

② Two Required.
 ③ Three Required.
 ④ Four Required.
 ④ Cut To Fit.
 ♣ Replaces Both Upper and Lower Hose.
 ▲ 252660 Adaptor Required For Some Models.
 ♣ See Page A6 For Installation Procedure.

Power Steering Hose for Passenger Cars

Application	Assembly Number	Multi-Use Hose	End Fitting	Application	Assembly Number	Multi-Use Hose	End Fitting
FORD - Continued				FORD - Continued			
FAIRLANE - Continued				FAIRMONT - Continued			
1965				1981			
6-CYL. 170 ENG.; 6-CYL. 200 ENG.; V-8 289 ENG.				4-CYL. 2.3 L ENG.; 6-CYL. 3.3 L ENG.; V-8 4.2 L ENG.			
Cyl.....	②70579			Pressure; W/Ford Rack & Pinion Gear;			
Return.....	✕80113	★38"	39860	☆Q	71118		
1964				Pressure; W/TRW Rack & Pinion Gear;			
6-CYL. 170 ENG.; 6-CYL. 200 ENG.				☆R.....	71061		
Cyl.....	②70579			Return; W/Ford Rack & Pinion Gear;			
Return.....	✕80113	★	39860	☆Q	✕71116		
V-8 260 ENG.; V-8 289 ENG.; V-8 390 ENG.				Return; W/TRW Rack & Pinion Gear;			
Cyl.....	②70579			☆R.....	✕71007		
Return.....	✕80113	★32"	39860	Return - Cooler To Pump.....		★20"	
1963				1980			
6-CYL. 170 ENG.; 6-CYL. 200 ENG.; V-8 221 ENG.; V-8 260				4-CYL. 2.3 L ENG.; 6-CYL. 3.3 L ENG.; V-8 4.2 L ENG.			
ENG.; V-8 289 ENG.				Pressure	71117		
Cyl.....	②70579			Return - Cooler To Pump.....		★36"	
Return.....	✕80113	★32"	39860	Return - From Gear; W/Cooler.....	✕71007		
1962				1979			
6-CYL. 170 ENG.				4-CYL. 140 ENG.; V-8 302 ENG.			
Cyl.....	②70579			Pressure	71063		
Return.....	✕80113	★	39860	Return - Cooler To Pump.....		★36"	
V-8 221 ENG.; V-8 260 ENG.				Return - From Gear; W/Cooler.....	✕71007		
Cyl.....	②70579			6-CYL. 200 ENG.			
Return; W/A.C.....	✕80113	★32"	39860	Pressure; W/Ford P.S. Pump; ☆C.....	71063		
Return; W/O A.C.....	✕80113	★32"	39860	Pressure; W/Saginaw P.S. Pump; ☆B...	71064		
FAIRMONT				Return - Cooler To Pump.....		★36"	
1983				Return - From Gear; W/Cooler.....	✕71007		
4-CYL. 2.3 L ENG.; 6-CYL. 3.3 L ENG.				1978			
Pressure	71180			4-CYL. 140 ENG.			
Return.....	✕71116	★18"		Pressure	71012		
1982				Return - Cooler To Pump.....		★36"	
4-CYL. 2.3 L ENG.				Return - From Gear; W/Cooler.....	✕71007		
Pressure; W/Ford Rack & Pinion Gear;				6-CYL. 200 ENG.			
☆Q	71180			Pressure; W/Ford Rack & Pinion Gear;			
Return; W/Ford Rack & Pinion Gear;				☆Q	71018		
☆Q	✕71116			Pressure; W/TRW Rack & Pinion Gear;			
Return - Cooler To Pump.....		★20"		☆R.....	71012		
6-CYL. 3.3 L ENG.				Return - Cooler To Pump.....		★36"	
Pressure; W/Ford Rack & Pinion Gear;				Return - From Gear; W/Cooler.....	✕71007		
☆Q	71180			V-8 302 ENG.			
Return; W/Ford Rack & Pinion Gear;				Pressure	71018		
☆Q	✕71116			Return - Cooler To Pump.....		★20"	
Return - Cooler To Pump.....		★12"		Return - From Gear; W/Cooler.....	✕71007		
V-8 4.2 L ENG.				FALCON			
Pressure; W/Ford Rack & Pinion Gear;				1970			
☆Q	71180			6-CYL. 200 ENG.; 6-CYL. 250 ENG.			
Pressure; W/TRW Rack & Pinion Gear;				Cyl.....	②70640		
☆R.....	80191			Pressure	70652		
Return; W/Ford Rack & Pinion Gear;				Return.....	✕80113	★38"	39860
☆Q	✕71116	★15"		V-8 302 ENG.; V-8 351 ENG.; V-8 429 ENG.			
Return; W/TRW Rack & Pinion Gear;				Cyl.....	②70640		
☆R.....	✕71007	★15"		Pressure - Control Valve End.....	70679		
Return - Cooler To Pump.....		★19"		Pressure - Pump End.....	80026		
1969				Return - Control Valve End.....	③70656		
6-CYL. 170 ENG.; 6-CYL. 200 ENG.				1970			
Cyl.....	②70640			6-CYL. 200 ENG.; 6-CYL. 250 ENG.			

* Cut From C.P.E. 3/8" I.D. Hose: 71350 (48"), 81352 (25").
 † Cut From S.A.E. 11/32" I.D. Hose: 80062 (12"), 80063 (24"), 80064 (36"), 81353 (25").
 ★ Cut From S.A.E. 3/8" I.D. Hose: 71224 (24"), 71236 (36"), 71206 (48"), 81206 (25"). May Also Use 3/8" C.P.E.
 ❖ Cut From S.A.E. 5/8" I.D. Hose: 71351 (36").
 □ Cut From 1/2" I.D. Suction Hose: 71296 (36"), 81354 (10').
 ❖ Cut From 5/8" I.D. Suction Hose: 71207 (42"), 81355 (10').
 * Cut From 3/4" I.D. Suction Hose: 71297 (36"), 81356 (10').
 ☆ See Page A14 For Pump or Gear Identification.

② Two Required.
 ③ Three Required.
 ④ Four Required.
 ✕ Cut To Fit.
 Ⓢ Replaces Both Upper and Lower Hose.
 ▲ 252660 Adaptor Required For Some Models.
 ❖ See Page A6 For Installation Procedure.

SYSTEM PUMP & GEAR IDENT.

SYSTEM & COMPONENT IDENT.

PASS. CARS

LIGHT TRUCKS

MEDIUM/HEAVY TRUCKS

BUSES

HOSE NUMERICAL

REPAIR KITS

KIT NUMERICAL

ILLUSTRATIONS

Power Steering Hose for Passenger Cars

	Application	Assembly Number	Multi-Use Hose	End Fitting	Application	Assembly Number	Multi-Use Hose	End Fitting
SYSTEM PUMP & GEAR IDENT.	FORD - Continued				FORD - Continued			
	FALCON - Continued				FESTIVA			
	1969 - Continued				1993-1990			
	6-CYL. 170 ENG.; 6-CYL. 200 ENG. - Continued				4-CYL. 1.3 L ENG.			
	Pressure	70652			Return - Gear To Pipe		★6"	
SYSTEM & COMPONENT IDENT.	Return	✗80113	★32"	39860	Return - Pipe To Reservoir		★8"	
	V-8 302 ENG.				GALAXIE			
	Cyl.	②70640			1970			
	Pressure - Control Valve End	70679			6-CYL. 240 ENG.			
	Return - Control Valve End	③70656			Return	✗80114	★	39859
	1968				V-8 302 ENG.; V-8 351 ENG.; V-8 390 ENG.; V-8 429 ENG.			
	6-CYL. 170 ENG.; 6-CYL. 200 ENG.				Pressure			
	Cyl.	②70640			Return - Cooler To Pump		★20"	
PASS. CARS	Pressure	70652			Return - From Gear; W/Cooler	✗80114	★26"	39859
	Return	✗80113	★32"	39860	1969			
	V-8 289 ENG.; V-8 302 ENG.				6-CYL. 240 ENG.			
	Cyl.	②70640			Return	✗80114	★	39859
	Pressure	70653			V-8 302 ENG.; V-8 351 ENG.; V-8 390 ENG.; V-8 428 ENG.; V-8 429 ENG.			
	Return	✗80113	★	39860	Pressure; W/Ford Stg. Gear; ☆P	70648		
	1967				Return; W/Ford Stg. Gear; ☆P	✗80114	★31"	39859
	6-CYL. 170 ENG.; 6-CYL. 200 ENG.				Return - Cooler To Pump		★10"	
	Cyl.	②70640			1968			
	Pressure; W/1/4" Control Valve Fitting ...	80024			6-CYL. 240 ENG.			
	Pressure; W/5/16" Control Valve Fitting ...	70652			Return	✗80114	★	39859
	Return	✗80113	★32"	39860	V-8 302 ENG.; V-8 390 ENG.; V-8 428 ENG.			
	V-8 289 ENG.				Pressure; W/Ford Stg. Gear; ☆P	70648		
	Cyl.	②70640			Pressure; W/Saginaw Stg. Gear; ☆N ...	71306		
	Pressure; W/1/4" Control Valve Fitting ...	80025			Return - Cooler To Pump		★10"	
	Pressure; W/5/16" Control Valve Fitting ...	70653			Return - From Gear; W/Cooler	✗80114	★31"	39859
	Return	✗80113	★	39860	1967			
	1966				6-CYL. 240 ENG.			
	6-CYL. 170 ENG.; 6-CYL. 200 ENG.; V-8 289 ENG.				Pressure			
	Cyl.	②70640			Return; W/A.C.	✗70642	★	39859
	Pressure	80024			Return; W/O A.C.	✗70629	★30"	39859
	Return	✗80113	★28"	39860	V-8 289 ENG.; V-8 390 ENG.; V-8 427 ENG.; V-8 428 ENG.			
	1965				Pressure; W/Ford Stg. Gear; ☆P	70648		
	6-CYL. 170 ENG.; 6-CYL. 200 ENG.				Pressure; W/Saginaw Stg. Gear; ☆N ...	71306		
	Cyl.	②70608			Return; W/A.C.	✗70642	★	39859
	Pressure; W/Ford P.S. Pump; ☆C	70626			Return; W/O A.C.	✗70629	★30"	39859
	Return	✗80023	★28"	39861	Return - Cooler To Pump		★10"	
	V-8 289 ENG.				1966-1965			
	Cyl.	②70640			6-CYL. 240 ENG.			
	Pressure; W/Ford P.S. Pump; ☆C	70626			Pressure; W/Saginaw Stg. Gear; ☆N ...	71306		
	Return	✗80023	★28"	39861	Return	✗70629	★	39859
	1964				V-8 289 ENG.			
	6-CYL. 144 ENG.; 6-CYL. 170 ENG.; 6-CYL. 200 ENG.				Pressure; W/Eaton P.S. Pump;			
	Cyl.	②70608			W/Saginaw Stg. Gear; ☆A	71308		
	V-8 260 ENG.				Pressure; W/Ford P.S. Pump;			
	Pressure	80022			W/Saginaw Stg. Gear; ☆C	71306		
	Return	✗80023	★28"	39861	Return; W/A.C.	✗70551	★	39135
	1963				Return; W/O A.C.	✗70629	★	39859
	6-CYL. 144 ENG.; 6-CYL. 170 ENG.				V-8 352 ENG.; V-8 390 ENG.			
	Cyl.	②70608			Pressure; W/Ford Stg. Gear; ☆P	70648		
	V-8 260 ENG.				Pressure; W/Saginaw Stg. Gear; ☆N ...	71306		
	Pressure	80022			Return; W/A.C.	✗70551	★	39135
	Return	✗80023	★28"	39861				

* Cut From C.P.E. 3/8" I.D. Hose: 71350 (48"), 81352 (25').
 † Cut From S.A.E. 11/32" I.D. Hose: 80062 (12"), 80063 (24"), 80064 (36"), 81353 (25').
 ★ Cut From S.A.E. 3/8" I.D. Hose: 71224 (24"), 71236 (36"), 71206 (48"), 81206 (25'). May Also Use 3/8" C.P.E.
 ❖ Cut From S.A.E. 5/8" I.D. Hose: 71351 (36").
 □ Cut From 1/2" I.D. Suction Hose: 71296 (36"), 81354 (10').
 ❖ Cut From 5/8" I.D. Suction Hose: 71207 (42"), 81355 (10').
 * Cut From 3/4" I.D. Suction Hose: 71297 (36"), 81356 (10').
 ☆ See Page A14 For Pump or Gear Identification.

② Two Required.
 ③ Three Required.
 ④ Four Required.
 ✗ Cut To Fit.
 ❖ Replaces Both Upper and Lower Hose.
 ▲ 252660 Adaptor Required For Some Models.
 ❖ See Page A6 For Installation Procedure.

Power Steering Hose for Passenger Cars

Application	Assembly Number	Multi-Use Hose	End Fitting	Application	Assembly Number	Multi-Use Hose	End Fitting
FORD - Continued				FORD - Continued			
GALAXIE - Continued				GALAXIE 500 - Continued			
1966-1965 - Continued				1971			
V-8 352 ENG.; V-8 390 ENG. - Continued				6-CYL. 240 ENG.			
Return; W/O A.C.	≠70629	★25"	39859	Return	≠80114	★	39859
Return - Cooler To Pump		★		V-8 302 ENG.; V-8 351 ENG.; V-8 390 ENG.; V-8 400 ENG.; V-8 429 ENG.			
1964				Pressure			
V-8 289 ENG.				70660			
Cyl.	②70579			Return - Cooler To Pump		★20"	
Pressure	70612			Return - From Gear; W/Cooler	≠80114	★26"	39859
Return; W/A.C.		★		GRAN TORINO			
Return; W/O A.C.		★25"		1976-1975			
V-8 352 ENG.; V-8 390 ENG.				V-8 351 ENG.			
Cyl.	②70579			Pressure; W/Ford Stg. Gear; W/O Po-	71262		
Pressure; W/O A.C.	70612			lice, Taxi Pkg.; W/Modified Eng.; ☆P			
Return; W/O A.C.		★18"		Pressure; W/Ford Stg. Gear; W/O Po-	70674		
1963				Pressure; W/Saginaw Stg. Gear; ☆N ...	70704		
6-CYL. 223 ENG.				Return - Cooler To Pump		★18"	
Cyl.	②70579			Return - From Gear; W/Cooler	≠80031	★21"	39859
Pressure; W/O A.C.	70612			V-8 400 ENG.; V-8 460 ENG.			
Return; W/O A.C.		★		Pressure; W/Ford Stg. Gear; W/O Po-	71262		
V-8 260 ENG.; V-8 289 ENG.				Pressure; W/Saginaw Stg. Gear; ☆N ...	70704		
Cyl.	②70579			Return - Cooler To Pump		★18"	
Pressure; W/O A.C.	70612			Return - From Gear; W/Cooler	≠80031	★21"	39859
Return; W/O A.C.		★		1974			
V-8 352 ENG.; V-8 390 ENG.				6-CYL. 250 ENG.			
Cyl.	②70579			Return	≠80031	★	39859
Pressure	70612			V-8 302 ENG.; V-8 351 ENG.; V-8 400 ENG.			
Return		★18"		Pressure; W/Ford Stg. Gear; ☆P	70674		
GALAXIE 500				Pressure; W/Saginaw Stg. Gear; ☆N ...	70704		
1974				Return - Cooler To Pump		★18"	
V-8 351 ENG.; V-8 400 ENG.				Return - From Gear; W/Cooler	≠80031	★21"	39859
Pressure	91848			1973			
Return - Cooler To Pump		★28"		V-8 351 ENG.; V-8 400 ENG.			
Return - From Gear; W/Cooler	≠80031	★42"	39859	Pressure	91848		
V-8 460 ENG.				Return - Cooler To Pump		★28"	
Pressure; W/A.C.; May 1 & Older	80189			Return - From Gear; W/Cooler	≠80031	★42"	39859
Pressure; W/A.C.; May 2 & Newer	70677			V-8 429 ENG.; V-8 460 ENG.			
Pressure; W/O A.C.	80189			Pressure	80189		
Return - Cooler To Pump		★28"		Return - Cooler To Pump		★28"	
Return - From Gear; W/Cooler	≠80031	★42"	39859	Return - From Gear; W/Cooler	≠80031	★42"	39859
1973				V-8 429 ENG.; V-8 460 ENG.			
V-8 351 ENG.; V-8 400 ENG.				Pressure; W/Ford Stg. Gear; ☆P	71262		
Pressure	91848			Pressure; W/Saginaw Stg. Gear; ☆N ...	70704		
Return - Cooler To Pump		★28"		Return - Cooler To Pump		★18"	
Return - From Gear; W/Cooler	≠80031	★42"	39859	Return - From Gear; W/Cooler	≠80031	★21"	39859
V-8 429 ENG.; V-8 460 ENG.				1972			
Pressure	80189			6-CYL. 240 ENG.			
Return - Cooler To Pump		★28"		Return	≠80114	★26"	39859
Return - From Gear; W/Cooler	≠80031	★42"	39859	V-8 302 ENG.; V-8 351 ENG.; V-8 400 ENG.; V-8 429 ENG.			
1972				Pressure; Mar. 13 & Older	71262		
6-CYL. 240 ENG.				Pressure; Mar. 14 & Newer	91848		
Return	≠80114	★26"	39859	Return - Cooler To Pump		★26"	
V-8 302 ENG.; V-8 351 ENG.; V-8 400 ENG.; V-8 429 ENG.				Return - From Gear; W/Cooler	≠80031	★26"	39859
Pressure; Mar. 13 & Older	71262			1971			
Pressure; Mar. 14 & Newer	91848			6-CYL. 250 ENG.			
Return - Cooler To Pump		★26"		Return	≠80031	★	39859
Return - From Gear; W/Cooler	≠80031	★26"	39859	V-8 302 ENG.; V-8 351 ENG.; V-8 400 ENG.			

* Cut From C.P.E. 3/8" I.D. Hose: 71350 (48"), 81352 (25").
 † Cut From S.A.E. 11/32" I.D. Hose: 80062 (12"), 80063 (24"), 80064 (36"), 81353 (25").
 ★ Cut From S.A.E. 3/8" I.D. Hose: 71224 (24"), 71236 (36"), 71206 (48"), 81206 (25"). May Also Use 3/8" C.P.E.
 ♣ Cut From S.A.E. 5/8" I.D. Hose: 71351 (36").
 □ Cut From 1/2" I.D. Suction Hose: 71296 (36"), 81354 (10').
 ✦ Cut From 5/8" I.D. Suction Hose: 71207 (42"), 81355 (10').
 ✧ Cut From 3/4" I.D. Suction Hose: 71297 (36"), 81356 (10').
 ☆ See Page A14 For Pump or Gear Identification.

② Two Required.
 ③ Three Required.
 ④ Four Required.
 ≠ Cut To Fit.
 ♣ Replaces Both Upper and Lower Hose.
 ▲ 252660 Adaptor Required For Some Models.
 ♣ See Page A6 For Installation Procedure.

SYSTEM PUMP & GEAR IDENT.

SYSTEM & COMPONENT IDENT.

PASS. CARS

LIGHT TRUCKS

MEDIUM/HEAVY TRUCKS

BUSES

HOSE NUMERICAL

REPAIR KITS

KIT NUMERICAL

ILLUSTRATIONS

Power Steering Hose for Passenger Cars

	Application	Assembly Number	Multi-Use Hose	End Fitting	Application	Assembly Number	Multi-Use Hose	End Fitting
SYSTEM PUMP & GEAR IDENT.	FORD - Continued				FORD - Continued			
	GRAN TORINO - Continued				GRANADA - Continued			
	1972 - Continued				1978			
	V-8 302 ENG.; V-8 351 ENG.; V-8 400 ENG.; V-8 429 ENG.				6-CYL. 250 ENG.			
SYSTEM & COMPONENT IDENT.	Pressure; W/Ford Stg. Gear; Mar. 12 & Older; ☆P.....	91848			Cyl.; Conventional System.....	⊗80028		
	Pressure; W/Ford Stg. Gear; Mar. 13 & Newer; ☆P.....	71262			Pressure - Control Valve End; Conventional System.....	80029		
	Pressure; W/Saginaw Stg. Gear; ☆N....	70704			Pressure - Hydroboost To Control Valve (Control Valve End).....	70723		
	Return - Cooler To Pump.....		★18"		Pressure - Hydroboost To Control Valve (Hydroboost End).....	80032		
	Return - From Gear; W/Cooler.....	≠80031	★21"	39859	Pressure - Pump End; Conventional System.....	71013		
	GRANADA				Pressure - Pump To Hydroboost (Hydroboost End).....			
	1982				Pressure - Pump To Hydroboost (Pump End).....			
PASS. CARS	4-CYL. 2.3 L ENG.				Return - Control Valve End; Conventional System.....			
	Pressure.....	71180			Return - Control Valve To Cooler; Hydroboost System.....	≠80030		
	Return.....		★20"		Return - Cooler To Pump; Hydroboost System.....		★16"	
	6-CYL. 3.3 L ENG.				Return - Hydroboost To Pump.....			
LIGHT TRUCKS	Pressure.....	71180			V-8 302 ENG.			
	Return - Cooler To Pump.....		★22"		Cyl.; Conventional System.....	⊗80028		
	Return - From Gear.....		★17"		Pressure - Control Valve End; Conventional System.....	80029		
	V-6 3.8 L ENG.				Pressure - Hydroboost To Control Valve (Control Valve End).....			
	Pressure; W/A.C.....	71180			Pressure - Hydroboost To Control Valve (Hydroboost End).....	80032		
	Pressure; W/O A.C.....	71235			Pressure - Pump End; Conventional System.....	71014		
	Return - Cooler To Pump.....		★26"		Pressure - Pump To Hydroboost (Hydroboost End).....	70724		
	Return - Gear To Cooler.....	≠71116	★17"		Pressure - Pump To Hydroboost (Pump End).....	71015		
	Return - Gear To Pump.....		★24"		Return - Control Valve End; Conventional System.....	⊗70737		
MEDIUM/HEAVY TRUCKS	1981				Return - Control Valve To Cooler; Hydroboost System.....			
	4-CYL. 2.3 L ENG.; 6-CYL. 3.3 L ENG.; V-8 4.2 L ENG.				Return - Cooler To Pump; Hydroboost System.....			
	Pressure; W/Ford Rack & Pinion Gear; ☆Q.....	71118			Return - Hydroboost To Pump.....		★16"	
	Pressure; W/TRW Rack & Pinion Gear; ☆R.....	71061			1977			
	Return - Cooler To Pump.....		★20"		6-CYL. 200 ENG.; 6-CYL. 250 ENG.			
	Return - Gear To Cooler.....	≠71116			Cyl.; Conventional System.....	⊗80028		
BUSES	1980				Pressure; Conventional System.....			
	6-CYL. 4.1 L ENG.				Pressure - Hydroboost To Control Valve (Control Valve End); Hydroboost System.....			
	Cyl.....	⊗80028			Pressure - Hydroboost To Control Valve (Hydroboost End); Hydroboost System.....	80032		
	Pressure.....	71114			Pressure - Pump To Hydroboost (Hydroboost End); Hydroboost System...	70724		
	Return.....	80030			Pressure - Pump To Hydroboost (Pump End); Hydroboost System.....	80034		
	V-8 4.2 L ENG.; V-8 5.0 L ENG.				Return; Conventional System.....			
	Cyl.....	⊗80028			Return - Control Valve To Filter; Hydroboost System.....	≠80113	★	39860
	Pressure - Control Valve End.....	80029			Return - Filter To Pump; Hydroboost System.....		★	
	Pressure - Pump End.....	71081			Return - Hydroboost To Pump; Hydroboost System.....		★	
	Return - Control Valve End.....	⊗70737			1979			
	6-CYL. 250 ENG.				Cyl.....			
	Cyl.....	⊗80028			Pressure.....	71045		
	Pressure.....	71045			Return.....	≠80030		
	Return.....	≠80030			V-8 302 ENG.			
	V-8 302 ENG.				Cyl.....			
	Cyl.....	⊗80028			Pressure - Control Valve End.....	80029		
	Pressure - Control Valve End.....	80029			Pressure - Pump End; W/Ford P.S. Pump; ☆C.....	71014		
	Pressure - Pump End; W/Ford P.S. Pump; ☆C.....	71014			Pressure - Pump End; W/Saginaw P.S. Pump; ☆B.....	71062		
	Pressure - Pump End; W/Saginaw P.S. Pump; ☆B.....	71062			Return - Control Valve End.....	⊗70737		
	Return - Control Valve End.....	⊗70737			KIT NUMERICAL			

ILLUSTRATIONS

* Cut From C.P.E. 3/8" I.D. Hose: 71350 (48"), 81352 (25').
 † Cut From S.A.E. 11/32" I.D. Hose: 80062 (12"), 80063 (24"), 80064 (36"), 81353 (25').
 ★ Cut From S.A.E. 3/8" I.D. Hose: 71224 (24"), 71236 (36"), 71206 (48"), 81206 (25'). May Also Use 3/8" C.P.E.
 ♣ Cut From S.A.E. 5/8" I.D. Hose: 71351 (36").
 □ Cut From 1/2" I.D. Suction Hose: 71296 (36"), 81354 (10').
 ✦ Cut From 5/8" I.D. Suction Hose: 71207 (42"), 81355 (10').
 ✧ Cut From 3/4" I.D. Suction Hose: 71297 (36"), 81356 (10').
 ☆ See Page A14 For Pump or Gear Identification.

⊗ Two Required.
 ⊕ Three Required.
 ⊙ Four Required.
 ≠ Cut To Fit.
 ⊗ Replaces Both Upper and Lower Hose.
 ▲ 252660 Adaptor Required For Some Models.
 ♣ See Page A6 For Installation Procedure.

Power Steering Hose for Passenger Cars

Application	Assembly Number	Multi-Use Hose	End Fitting	Application	Assembly Number	Multi-Use Hose	End Fitting
FORD - Continued				FORD - Continued			
GRANADA - Continued				GRANADA - Continued			
1977 - Continued				1976 - Continued			
V-8 302 ENG.; V-8 351 ENG.				6-CYL. 250 ENG. - Continued			
Cyl.; Conventional System.....	②80028			Cyl.; Hydroboost System W/O Skid Control; W/Flared Fitting.....	②70640		
Pressure - Control Valve End; Conventional System.....	80029			Cyl.; Hydroboost System W/O Skid Control; W/O-Ring Fitting.....	②80028		
Pressure - Hydroboost To Control Valve (Control Valve End); Hydroboost System.....	70723			Cyl.; Hydroboost System W/Skid Control; W/Flared Fitting.....	②70640		
Pressure - Hydroboost To Control Valve (Hydroboost End); Hydroboost System.....	80032			Cyl.; Hydroboost System W/Skid Control; W/O-Ring Fitting.....	②80028		
Pressure - Pump End; Conventional System; W/A.C.....	71346			Pressure; Conventional System; W/Flared Fitting; Apr. 4, 1976 & Older.....	80155		
Pressure - Pump End; Conventional System; W/O A.C.....	80149			Pressure; Conventional System; W/O-Ring Fitting; Apr. 5, 1976 & Newer.....	80027		
Pressure - Pump To Hydroboost (Hydroboost End); Hydroboost System ...	70724			Pressure - Hydroboost To Control Valve (Control Valve End); Hydroboost System W/O Skid Control; W/O-Ring Fitting.....	70723		
Pressure - Pump To Hydroboost (Pump End); Hydroboost System.....	70721			Pressure - Pump To Hydroboost (Pump End); Hydroboost System W/O Skid Control; W/Flared Fitting.....	70726		
Return - Control Valve End; Conventional System.....	③70737			Pressure - Pump To Hydroboost (Pump End); Hydroboost System W/O Skid Control; W/O-Ring Fitting.....	80034		
Return - Control Valve To Filter; Hydroboost System.....	④80113	★	39860	Return; Conventional System; W/Flared Fitting.....	④80113	★	39860
Return - Filter To Pump; Hydroboost System.....		★		Return; Conventional System; W/O-Ring Fitting.....	④80030		
Return - Hydroboost To Pump; Hydroboost System.....		★		Return - Control Valve To Cooler; Hydroboost System.....	④80113	★	39860
1976				V-8 302 ENG.; V-8 351 ENG.			
6-CYL. 200 ENG.				Cyl.; Conventional System; W/Flared Fitting; Apr. 4, 1976 & Older.....			
Cyl.; Conventional System.....	②70640			Cyl.; Conventional System; W/O-Ring Fitting; Apr. 5, 1976 & Newer.....	②80028		
Cyl.; Hydroboost System W/O Skid Control; W/Flared Fitting.....	②70640			Cyl.; Hydroboost System W/O Skid Control; W/Flared Fitting.....	②70640		
Cyl.; Hydroboost System W/O Skid Control; W/O-Ring Fitting.....	②80028			Cyl.; Hydroboost System W/O Skid Control; W/O-Ring Fitting.....	②80028		
Cyl.; Hydroboost System W/Skid Control; W/Flared Fitting.....	②70640			Cyl.; Hydroboost System W/Skid Control; W/Flared Fitting.....	②70640		
Cyl.; Hydroboost System W/Skid Control; W/O-Ring Fitting.....	②80028			Cyl.; Hydroboost System W/Skid Control; W/O-Ring Fitting.....	②80028		
Pressure; Conventional System.....	80157			Pressure - Control Valve End; Conventional System; W/Flared Fitting; Apr. 4, 1976 & Older.....	70679		
Pressure - Hydroboost To Control Valve (Control Valve End); Hydroboost System W/O Skid Control; W/O-Ring Fitting.....	70723			Pressure - Control Valve End; Conventional System; W/O-Ring Fitting; Apr. 5, 1976 & Newer.....	80029		
Pressure - Pump To Hydroboost (Pump End); Hydroboost System W/O Skid Control; W/Flared Fitting.....	70726			Pressure - Hydroboost To Control Valve (Control Valve End); Hydroboost System W/O Skid Control; W/O-Ring Fitting.....	70723		
Pressure - Pump To Hydroboost (Pump End); Hydroboost System W/O Skid Control; W/O-Ring Fitting.....	80034			Pressure - Pump End; Conventional System; W/A.C.; W/Flared Fitting; Apr. 4, 1976 & Older.....	71345		
Return; Conventional System.....	④80113	★	39860				
Return - Control Valve To Filter; Hydroboost System.....	④80113	★	39860				
Return - Cooler To Pump; Hydroboost System W/O Skid Control.....		★					
Return - Cooler To Pump; Hydroboost System W/Skid Control.....		★					
Return - Hydroboost To Pump; Hydroboost System W/O Skid Control.....		★					
Return - Tee To Pump; Hydroboost System W/Skid Control.....		★					
6-CYL. 250 ENG.							
Cyl.; Conventional System; W/Flared Fitting; Apr. 4, 1976 & Older.....	②70640						
Cyl.; Conventional System; W/O-Ring Fitting; Apr. 5, 1976 & Newer.....	②80028						

SYSTEM PUMP & GEAR IDENT.

SYSTEM & COMPONENT IDENT.

PASS. CARS

LIGHT TRUCKS

MEDIUM/HEAVY TRUCKS

BUSES

HOSE NUMERICAL

REPAIR KITS

KIT NUMERICAL

ILLUSTRATIONS

* Cut From C.P.E. 3/8" I.D. Hose: 71350 (48"), 81352 (25').
 † Cut From S.A.E. 11/32" I.D. Hose: 80062 (12"), 80063 (24"), 80064 (36"), 81353 (25').
 ★ Cut From S.A.E. 3/8" I.D. Hose: 71224 (24"), 71236 (36"), 71206 (48"), 81206 (25'). May Also Use 3/8" C.P.E.
 ♣ Cut From S.A.E. 5/8" I.D. Hose: 71351 (36").
 □ Cut From 1/2" I.D. Suction Hose: 71296 (36"), 81354 (10').
 ❖ Cut From 5/8" I.D. Suction Hose: 71207 (42"), 81355 (10').
 ✱ Cut From 3/4" I.D. Suction Hose: 71297 (36"), 81356 (10').
 ☆ See Page A14 For Pump or Gear Identification.

② Two Required.
 ③ Three Required.
 ④ Four Required.
 ④ Cut To Fit.
 ♣ Replaces Both Upper and Lower Hose.
 ▲ 252660 Adaptor Required For Some Models.
 ♣ See Page A6 For Installation Procedure.

Power Steering Hose for Passenger Cars

	Application	Assembly Number	Multi-Use Hose	End Fitting	Application	Assembly Number	Multi-Use Hose	End Fitting
SYSTEM PUMP & GEAR IDENT.	FORD - Continued				FORD - Continued			
SYSTEM & COMPONENT IDENT.	GRANADA - Continued				GRANADA - Continued			
PASS. CARS	1976 - Continued				1975 - Continued			
	V-8 302 ENG.; V-8 351 ENG. - Continued				6-CYL. 250 ENG.			
	Pressure - Pump End; Conventional System; W/A.C.; W/O-Ring Fitting; Apr. 5, 1976 & Newer.....	71346			Cyl.....	②70640		
	Pressure - Pump End; Conventional System; W/O A.C.; W/Flared Fitting; Apr. 4, 1976 & Older.....	80161			Pressure; Conventional System.....	80155		
	Pressure - Pump End; Conventional System; W/O A.C.; W/O-Ring Fitting; Apr. 5, 1976 & Newer.....	80149			Pressure - Hydroboost To Control Valve (Control Valve End); Hydroboost System W/O Skid Control.....	70679		
	Pressure - Pump To Hydroboost (Pump End); Hydroboost System W/O Skid Control; W/O-Ring Fitting.....	70721			Pressure - Hydroboost To Control Valve (Hydroboost End); Hydroboost System W/Skid Control.....	70653		
	Return - Control Valve End; Conventional System; W/Flared Fitting.....	80159			Pressure - Pump To Hydroboost (Hydroboost End); Hydroboost System W/O Skid Control.....	80155		
	Return - Control Valve End; Conventional System; W/O-Ring Fitting.....	③70737			Pressure - Pump To Hydroboost (Pump End); Hydroboost System W/O Skid Control.....	70726		
LIGHT TRUCKS	Return - Control Valve To Cooler; Hydroboost System W/O Skid Control; W/O-Ring Fitting.....	✗80031			Pressure - Skid Control To Hydroboost (Hydroboost End); Hydroboost System W/Skid Control.....	70721		
	Return - Control Valve To Cooler; Hydroboost System; W/Flared Fitting.....	✗80113	★	39860	Return; Conventional System.....	✗80113	★	39860
	Return - Cooler To Pump; Hydroboost System W/O Skid Control.....		★		Return - Control Valve To Cooler; Hydroboost System W/O Skid Control...	✗80031		
	Return - Cooler To Pump; Hydroboost System W/Skid Control.....		★		Return - Control Valve To Cooler; Hydroboost System W/Skid Control.....	✗80031		
MEDIUM/HEAVY TRUCKS	Return - Hydroboost To Pump; Hydroboost System W/O Skid Control.....		★		Return - Cooler To Pump; Hydroboost System W/O Skid Control.....		★	
	Return - Pump End; Conventional System; W/Flared Fitting.....		★30"		Return - Cooler To Pump; Hydroboost System W/Skid Control.....		★	
	Return - Tee To Pump; Hydroboost System W/Skid Control.....		★		Return - Hydroboost To Pump; Hydroboost System W/O Skid Control.....		★	
					Return - Tee To Pump; Hydroboost System W/Skid Control.....		★	
BUSES	1975				V-8 302 ENG.			
	6-CYL. 200 ENG.				Cyl.....			
	Cyl.....	②70640			Pressure - Control Valve End; Conventional System.....	70679		
	Pressure; Conventional System.....	80157			Pressure - Hydroboost To Control Valve (Control Valve End); Hydroboost System W/O Skid Control.....	70679		
	Pressure - Hydroboost To Control Valve (Control Valve End); Hydroboost System W/O Skid Control.....	70679			Pressure - Hydroboost To Control Valve (Hydroboost End); Hydroboost System W/Skid Control.....	70653		
HOSE NUMERICAL	Pressure - Hydroboost To Control Valve (Hydroboost End); Hydroboost System W/Skid Control.....	70653			Pressure - Pump End; Conventional System; Feb. 17 & Older.....	71345		
	Pressure - Pump To Hydroboost (Hydroboost End); Hydroboost System W/O Skid Control.....	80155			Pressure - Pump End; Conventional System; Feb. 18 & Newer.....	70682		
	Pressure - Pump To Hydroboost (Pump End); Hydroboost System W/O Skid Control.....	70726			Pressure - Pump To Hydroboost (Hydroboost End); Hydroboost System W/O Skid Control.....	80155		
REPAIR KITS	Pressure - Skid Control To Hydroboost (Hydroboost End); Hydroboost System W/Skid Control.....	70721			Pressure - Pump To Hydroboost (Pump End); Hydroboost System W/O Skid Control.....	80034		
	Return; Conventional System.....	✗80113	★	39860	Pressure - Skid Control To Hydroboost (Hydroboost End); Hydroboost System W/Skid Control.....	70721		
	Return - Control Valve To Cooler; Hydroboost System W/O Skid Control...	✗80031			Return; Conventional System; W/Flared Fitting.....	80159		
	Return - Control Valve To Cooler; Hydroboost System W/Skid Control.....	✗80031			Return; Conventional System; W/O-Ring Fitting.....	③70737		
KIT NUMERICAL	Return - Cooler To Pump; Hydroboost System W/O Skid Control.....		★		Return - Control Valve To Cooler; Hydroboost System W/O Skid Control...	✗80031		
	Return - Cooler To Pump; Hydroboost System W/Skid Control.....		★		Return - Control Valve To Cooler; Hydroboost System W/Skid Control.....	✗80031		
	Return - Hydroboost To Pump; Hydroboost System W/O Skid Control.....		★		Return - Cooler To Pump; Hydroboost System W/O Skid Control.....		★	
	Return - Tee To Pump; Hydroboost System W/Skid Control.....		★					

- * Cut From C.P.E. 3/8" I.D. Hose: 71350 (48"), 81352 (25').
- † Cut From S.A.E. 11/32" I.D. Hose: 80062 (12"), 80063 (24"), 80064 (36"), 81353 (25').
- ★ Cut From S.A.E. 3/8" I.D. Hose: 71224 (24"), 71236 (36"), 71206 (48"), 81206 (25'). May Also Use 3/8" C.P.E.
- ♣ Cut From S.A.E. 5/8" I.D. Hose: 71351 (36").
- Cut From 1/2" I.D. Suction Hose: 71296 (36"), 81354 (10').
- ♣ Cut From 5/8" I.D. Suction Hose: 71207 (42"), 81355 (10').
- ✦ Cut From 3/4" I.D. Suction Hose: 71297 (36"), 81356 (10').
- ☆ See Page A14 For Pump or Gear Identification.

- ② Two Required.
- ③ Three Required.
- ④ Four Required.
- ✗ Cut To Fit.
- ♣ Replaces Both Upper and Lower Hose.
- ▲ 252660 Adaptor Required For Some Models.
- ♣ See Page A6 For Installation Procedure.

Power Steering Hose for Passenger Cars

Application	Assembly Number	Multi-Use Hose	End Fitting	Application	Assembly Number	Multi-Use Hose	End Fitting
FORD - Continued				FORD - Continued			
GRANADA - Continued				LTD - Continued			
1975 - Continued				1986 - Continued			
V-8 302 ENG. - Continued				V-6 3.8 L ENG. - Continued			
Return - Cooler To Pump; Hydroboost System W/Skid Control.....		★		Return; W/Factory Inst. A.C.; Exc. Canada.....	71116	★24"	
Return - Hydroboost To Pump; Hydroboost System W/O Skid Control.....		★		V-8 5.0 L ENG.			
Return - Tee To Pump; Hydroboost System W/Skid Control.....		★		Pressure; Country Squire.....	71044		
V-8 351 ENG.				Pressure; W/O Police Pkg.; Crown Victoria.....	71180		
Cyl.....	270640			Pressure; W/Police Pkg.; Crown Victoria.....	91886		
Pressure - Control Valve End; Conventional System.....	70679			Return; W/O Cooler; Country Squire.....		★9"	
Pressure - Hydroboost To Control Valve (Control Valve End); Hydroboost System W/O Skid Control.....	70679			Return; W/O Cooler; Crown Victoria.....	71116	★18"	
Pressure - Hydroboost To Control Valve (Hydroboost End); Hydroboost System W/Skid Control.....	70653			Return - From Gear; W/Cooler; Country Squire.....		★13"	
Pressure - Pump End; Conventional System.....	71345			Return - From Gear; W/Cooler; Crown Victoria.....		★18"	
Pressure - Pump To Hydroboost (Hydroboost End); Hydroboost System W/O Skid Control.....	80155			Return - To Pump; W/Cooler; Country Squire.....		★25"	
Pressure - Pump To Hydroboost (Pump End); Hydroboost System W/O Skid Control.....	80034			Return - To Pump; W/Cooler; Crown Victoria.....		★22"	
Pressure - Skid Control To Hydroboost (Hydroboost End); Hydroboost System W/Skid Control.....	70721			V-8 5.8 L ENG.			
Return; Conventional System; W/Flared Fitting.....	80159			Pressure.....	71044		
Return; Conventional System; W/O-Ring Fitting.....	70737			Return; W/O Cooler.....		★9"	
Return - Control Valve To Cooler; Hydroboost System W/O Skid Control.....	80031			Return - From Gear; W/Cooler.....		★13"	
Return - Control Valve To Cooler; Hydroboost System W/Skid Control.....	80031			Return - To Pump; W/Cooler.....		★25"	
Return - Cooler To Pump; Hydroboost System W/O Skid Control.....		★		1985			
Return - Cooler To Pump; Hydroboost System W/Skid Control.....		★		4-CYL. 2.3 L ENG.			
Return - Hydroboost To Pump; Hydroboost System W/O Skid Control.....		★		Pressure; W/Fleet, Taxi, Trlr. Tow. Pkg.	91886		
Return - Tee To Pump; Hydroboost System W/Skid Control.....		★		Pressure; W/O Fleet, Taxi, Trlr. Tow. Pkg.	71180		
				Return; W/Fleet, Taxi, Trlr. Tow. Pkg. ...	71116		
				Return; W/O Fleet, Taxi, Trlr. Tow. Pkg.	71116	★18"	
LTD				V-6 3.8 L ENG.			
1986				Pressure; Canada.....	91504		
4-CYL. 2.3 L ENG.				Pressure; W/Dealer Inst. A.C.; Exc. Canada.....	71180		
Pressure; W/Fleet, Taxi, Trlr. Tow. Pkg.	91886			Pressure; W/Factory Inst. A.C.; Exc. Canada.....	71235		
Pressure; W/O Fleet, Taxi, Trlr. Tow. Pkg.	71180			Return; Canada.....	71116		
Pkg.	71116			Return; W/Dealer Inst. A.C.; Exc. Canada.....	71116		
Return; W/Fleet, Taxi, Trlr. Tow. Pkg. ...	71116	★18"		Return; W/Factory Inst. A.C.; Exc. Canada.....	71116	★24"	
Return; W/O Fleet, Taxi, Trlr. Tow. Pkg.	71116			V-8 5.0 L ENG.			
Pkg.	71116			Pressure; Country Squire.....	71044		
V-6 3.8 L ENG.				Pressure; W/O Police Pkg.; Base Model.....	71180		
Pressure; Canada.....	91504			Pressure; W/O Police Pkg.; Crown Victoria.....	71180		
Pressure; W/Dealer Inst. A.C.; Exc. Canada.....	71180			Pressure; W/Police Pkg.; Base Model ...	91886		
Pressure; W/Factory Inst. A.C.; Exc. Canada.....	71235			Pressure; W/Police Pkg.; Crown Victoria.....	91886		
Return; Canada.....	71116			Return; W/O Cooler; Base Model.....	71116	★18"	
Return; W/Dealer Inst. A.C.; Exc. Canada.....	71116			Return; W/O Cooler; Country Squire.....	71116	★9"	
	71116			Return; W/O Cooler; Crown Victoria.....	71116	★18"	
	71116			Return - From Gear; W/Cooler; Base Model.....		★18"	
	71116			Return - From Gear; W/Cooler; Country Squire.....		★13"	
	71116			Return - From Gear; W/Cooler; Crown Victoria.....		★18"	
	71116			Return - To Pump; W/Cooler; Base Model.....		★22"	

* Cut From C.P.E. 3/8" I.D. Hose: 71350 (48"), 81352 (25").
 † Cut From S.A.E. 11/32" I.D. Hose: 80062 (12"), 80063 (24"), 80064 (36"), 81353 (25").
 ★ Cut From S.A.E. 3/8" I.D. Hose: 71224 (24"), 71236 (36"), 71206 (48"), 81206 (25"). May Also Use 3/8" C.P.E.
 ❖ Cut From S.A.E. 5/8" I.D. Hose: 71351 (36").
 □ Cut From 1/2" I.D. Suction Hose: 71296 (36"), 81354 (10').
 ❖ Cut From 5/8" I.D. Suction Hose: 71207 (42"), 81355 (10').
 * Cut From 3/4" I.D. Suction Hose: 71297 (36"), 81356 (10').
 ☆ See Page A14 For Pump or Gear Identification.

② Two Required.
 ③ Three Required.
 ④ Four Required.
 < Cut To Fit.
 * Replaces Both Upper and Lower Hose.
 ▲ 252660 Adaptor Required For Some Models.
 ❖ See Page A6 For Installation Procedure.

SYSTEM PUMP & GEAR IDENT.

SYSTEM & COMPONENT IDENT.

PASS. CARS

LIGHT TRUCKS

MEDIUM/HEAVY TRUCKS

BUSES

HOSE NUMERICAL

REPAIR KITS

KIT NUMERICAL

ILLUSTRATIONS

Power Steering Hose for Passenger Cars

	Application	Assembly Number	Multi-Use Hose	End Fitting	Application	Assembly Number	Multi-Use Hose	End Fitting	
SYSTEM PUMP & GEAR IDENT.	FORD - Continued				FORD - Continued				
SYSTEM & COMPONENT IDENT.	LTD - Continued				LTD - Continued				
	1985 - Continued				1983				
	V-8 5.0 L ENG. - Continued				4-CYL. 2.3 L ENG.				
	Return - To Pump; W/Cooler; Country Squire.....		★25"		Pressure; W/H.D. Cool.....	71212			
	Return - To Pump; W/Cooler; Crown Victoria.....		★22"		Pressure; W/Std. Cool.....	71180			
					Return; W/H.D. Cool.....	☉71116			
					Return; W/Std. Cool.....	☉71116	★18"		
	V-8 5.8 L ENG.				6-CYL. 3.3 L ENG.				
	Pressure.....	71044			Pressure; W/H.D. Cool.....	71212			
	Return; W/O Cooler.....		★9"		Pressure; W/Std. Cool.....	71180			
	Return - From Gear; W/Cooler.....		★13"		Return; W/Std. Cool.....	☉71116	★14"		
	Return - To Pump; W/Cooler.....		★25"		V-6 3.8 L ENG.				
PASS. CARS	1984				Pressure; Canada.....				
	4-CYL. 2.3 L ENG.				Pressure; W/A.C.; W/Std. Cool.; Apr. 30 & Older; Exc. Canada.....				
	Pressure; W/Fleet, Taxi, Trlr. Tow. Pkg. Pressure; W/O Fleet, Taxi, Trlr. Tow. Pkg.....	91886			Pressure; W/H.D. Cool.; May 1 & Newer; Exc. Canada.....	71180			
	Return; W/Fleet, Taxi, Trlr. Tow. Pkg. ...	☉71116			Pressure; W/O A.C.; W/H.D. Cool.; Apr. 30 & Older; Exc. Canada.....	91504			
LIGHT TRUCKS	Return; W/O Fleet, Taxi, Trlr. Tow. Pkg. ...	☉71116	★18"		Pressure; W/O A.C.; W/Std. Cool.; Apr. 30 & Older; Exc. Canada.....	71235			
	V-6 3.8 L ENG.				Pressure; W/Std. Cool.; May 1 & Newer; Exc. Canada.....				
	Pressure; Canada.....	91504			Return; Canada.....	☉71116			
	Pressure; W/Dealer Inst. A.C.; Exc. Canada.....	71180			Return; W/A.C.; Apr. 30 & Older; Exc. Canada.....	☉71116	★18"		
	Pressure; W/Factory Inst. A.C.; Exc. Canada.....	71235			Return; W/H.D. Cool.; May 1 & Newer; Exc. Canada.....	☉71116	★18"		
MEDIUM/HEAVY TRUCKS	Return; Canada.....	☉71116			Return; W/O A.C.; W/H.D. Cool.; Apr. 30 & Older; Exc. Canada.....	☉71116			
	Return; W/Dealer Inst. A.C.; Exc. Canada.....	☉71116			Return; W/O A.C.; W/Std. Cool.; Apr. 30 & Older; Exc. Canada.....	☉71116	★24"		
	Return; W/Factory Inst. A.C.; Exc. Canada.....	☉71116	★24"		Return; W/Std. Cool.; May 1 & Newer; Exc. Canada.....	☉71116	★24"		
	V-8 5.0 L ENG.				V-8 5.0 L ENG.; V-8 5.8 L ENG.				
	Pressure; Country Squire.....	71044			Pressure.....	71044			
	Pressure; W/O Police Pkg.; Base Model.....	71180			Return; W/O Cooler.....		★9"		
	Pressure; W/O Police Pkg.; Crown Victoria.....	71180			Return - From Gear; W/Cooler.....		★13"		
	Pressure; W/Police Pkg.; Base Model... Pressure; W/Police Pkg.; Crown Victoria.....	91886			Return - To Pump; W/Cooler.....		★25"		
	Return; W/O Cooler; Base Model.....	☉71116	★18"		1982				
	Return; W/O Cooler; Country Squire.....		★9"		V-8 4.2 L ENG.; V-8 5.0 L ENG.; V-8 5.8 L ENG. (CANADA)				
	Return; W/O Cooler; Crown Victoria.....	☉71116	★18"		Pressure.....	71044			
	Return - From Gear; W/Cooler; Base Model.....		★18"		Return; W/O Cooler; W/O Trlr. Tow. Pkg.		★9"		
	Return - From Gear; W/Cooler; Country Squire.....		★13"		Return - From Gear; W/Cooler.....		★13"		
	Return - From Gear; W/Cooler; Crown Victoria.....		★18"		Return - To Pump; W/Cooler.....		★25"		
	Return - To Pump; W/Cooler; Base Model.....		★22"		1981				
	Return - To Pump; W/Cooler; Country Squire.....		★25"		V-8 4.2 L ENG.; V-8 5.0 L ENG.; V-8 5.8 L ENG.				
	Return - To Pump; W/Cooler; Crown Victoria.....		★22"		Pressure.....	71044			
	V-8 5.8 L ENG.					Return.....	☉70551	★20"	39135
	Pressure; Country Squire.....	71044			1980				
	Return; W/O Cooler; Country Squire.....		★9"		V-8 5.0 L ENG.; V-8 5.8 L ENG.				
	Return - From Gear; W/Cooler; Country Squire.....		★13"		Pressure.....	71044			
	Return - To Pump; W/Cooler; Country Squire.....		★25"		Return.....	☉70551	★20"	39135	
	V-8 5.8 L ENG.				1979				
	Pressure; Country Squire.....	71044			V-8 302 ENG.; V-8 351 ENG.				
	Return; W/O Cooler; Country Squire.....		★9"		Pressure.....	71044			
	Return - From Gear; W/Cooler; Country Squire.....		★13"		Return; W/Cooler.....	☉70551	★18"	39135	
	Return - To Pump; W/Cooler; Country Squire.....		★25"		Return; W/O Cooler.....	☉70518	★24"	39135	

* Cut From C.P.E. 3/8" I.D. Hose: 71350 (48"), 81352 (25").
 † Cut From S.A.E. 11/32" I.D. Hose: 80062 (12"), 80063 (24"), 80064 (36"), 81353 (25").
 ★ Cut From S.A.E. 3/8" I.D. Hose: 71224 (24"), 71236 (36"), 71206 (48"), 81206 (25"). May Also Use 3/8" C.P.E.
 ♣ Cut From S.A.E. 5/8" I.D. Hose: 71351 (36").
 □ Cut From 1/2" I.D. Suction Hose: 71296 (36"), 81354 (10').
 ♠ Cut From 5/8" I.D. Suction Hose: 71207 (42"), 81355 (10').
 ✱ Cut From 3/4" I.D. Suction Hose: 71297 (36"), 81356 (10').
 ☆ See Page A14 For Pump or Gear Identification.

② Two Required.
 ③ Three Required.
 ④ Four Required.
 ☉ Cut To Fit.
 ☼ Replaces Both Upper and Lower Hose.
 ▲ 252660 Adaptor Required For Some Models.
 ♣ See Page A6 For Installation Procedure.

Power Steering Hose for Passenger Cars

Application	Assembly Number	Multi-Use Hose	End Fitting	Application	Assembly Number	Multi-Use Hose	End Fitting
FORD - Continued				FORD - Continued			
LTD - Continued				LTD - Continued			
1978				1978 - Continued			
V-8 302 ENG.				V-8 400 ENG. - Continued			
Pressure; Conventional System; W/Ford P.S. Pump; W/O Cooler; ☆C	71009			Return; Conventional System; W/Saginaw P.S. Pump; W/O Police Pkg.; ☆B	≈80154	★36"	39859
Pressure; Conventional System; W/Saginaw P.S. Pump; W/O Police Pkg.; ☆B	71010			Return - Cooler To Pump; Conventional System; W/Ford P.S. Pump; ☆C		★31"	
Pressure - Hydroboost To Gear; Hydroboost System W/O Skid Control	71023			Return - Cooler To Pump; Hydroboost System W/O Skid Control		★	
Return; Conventional System; W/Ford P.S. Pump; W/O Cooler; ☆C		★12"		Return - Gear To Cooler; Conventional System; W/Ford P.S. Pump; ☆C		★30"	
Return; Conventional System; W/Saginaw P.S. Pump; W/O Police Pkg.; ☆B	≈80154	★36"	39859	Return - Gear To Cooler; Hydroboost System W/O Skid Control	≈80031		
Return - Cooler To Pump; Conventional System; W/Ford P.S. Pump; ☆C		★31"		Return - Hydroboost To Pump; Hydroboost System W/O Skid Control		★	
Return - Cooler To Pump; Hydroboost System W/O Skid Control		★		V-8 460 ENG.			
Return - Gear To Cooler; Conventional System; W/Ford P.S. Pump; ☆C		★30"		Pressure; Conventional System; W/A.C.	70677		
Return - Gear To Cooler; Hydroboost System W/O Skid Control	≈80031			Pressure; Conventional System; W/O A.C.	71010		
Return - Hydroboost To Pump; Hydroboost System W/O Skid Control		★		Pressure - Hydroboost To Gear; Hydroboost System W/O Skid Control	71023		
V-8 351 ENG.				Pressure - Pump To Hydroboost; Hydroboost System W/O Skid Control; W/A.C.	80134		
Pressure; Conventional System; W/Ford P.S. Pump; W/O Cooler; ☆C	71009			Pressure - Pump To Hydroboost; Hydroboost System W/O Skid Control; W/O A.C.	70722		
Pressure; Conventional System; W/Saginaw P.S. Pump; W/O Police Pkg.; ☆B	71010			Return; Conventional System; W/Ford P.S. Pump; W/Cooler; ☆C		★71"	
Pressure - Hydroboost To Gear; Hydroboost System W/O Skid Control	71023			Return; Conventional System; W/Saginaw P.S. Pump; W/Cooler; ☆B		★27"	
Pressure - Pump To Hydroboost; Hydroboost System W/O Skid Control; W/Modified Eng.	91898			Return - Cooler To Pump; Hydroboost System W/O Skid Control		★	
Return; Conventional System; W/Ford P.S. Pump; W/O Cooler; ☆C		★12"		Return - From Gear; Conventional System; W/Cooler	≈80031		
Return; Conventional System; W/Saginaw P.S. Pump; W/O Police Pkg.; ☆B	≈80154	★36"	39859	Return - Gear To Cooler; Hydroboost System W/O Skid Control	≈80031		
Return - Cooler To Pump; Conventional System; W/Ford P.S. Pump; ☆C		★31"		Return - Hydroboost To Pump; Hydroboost System W/O Skid Control		★	
Return - Cooler To Pump; Hydroboost System W/O Skid Control		★		1977			
Return - Gear To Cooler; Conventional System; W/Ford P.S. Pump; ☆C		★30"		V-8 302 ENG.			
Return - Gear To Cooler; Hydroboost System W/O Skid Control	≈80031			Pressure; Conventional System; W/O Police Pkg.; W/Ford P.S. Pump; ☆C	71324		
Return - Hydroboost To Pump; Hydroboost System W/O Skid Control		★		Pressure; Conventional System; W/O Police Pkg.; W/Saginaw P.S. Pump; ☆B	71010		
V-8 400 ENG.				Pressure; Conventional System; W/Police Pkg.; W/O Adaptor Fitting At Pump	71324		
Pressure; Conventional System; W/Ford P.S. Pump; W/O Cooler; ☆C	71009			Pressure - Hydroboost To Gear; Hydroboost System W/O Skid Control	71023		
Pressure; Conventional System; W/Saginaw P.S. Pump; W/O Police Pkg.; ☆B	71010			Return; Conventional System; W/O Police Pkg.; W/Ford P.S. Pump; ☆C	≈80031	★36"	39859
Pressure - Hydroboost To Gear; Hydroboost System W/O Skid Control	71023			Return; Conventional System; W/O Police Pkg.; W/Saginaw P.S. Pump; ☆B	≈80154	★33"	39859
Pressure - Pump To Hydroboost; Hydroboost System W/O Skid Control; W/O Police Pkg.	91568			Return; Conventional System; W/Police Pkg.	≈80031		
Pressure - Pump To Hydroboost; Hydroboost System W/O Skid Control; W/Police Pkg.	70722			Return - Cooler To Pump; Hydroboost System W/O Skid Control		★	
Return; Conventional System; W/Ford P.S. Pump; W/O Cooler; ☆C		★12"		Return - Gear To Cooler; Hydroboost System W/O Skid Control	≈80031		
				Return - Hydroboost To Pump; Hydroboost System W/O Skid Control		★	

- * Cut From C.P.E. 3/8" I.D. Hose: 71350 (48"), 81352 (25').
- † Cut From S.A.E. 11/32" I.D. Hose: 80062 (12"), 80063 (24"), 80064 (36"), 81353 (25').
- ★ Cut From S.A.E. 3/8" I.D. Hose: 71224 (24"), 71236 (36"), 71206 (48"), 81206 (25'). May Also Use 3/8" C.P.E.
- ♣ Cut From S.A.E. 5/8" I.D. Hose: 71351 (36").
- Cut From 1/2" I.D. Suction Hose: 71296 (36"), 81354 (10').
- ♣ Cut From 5/8" I.D. Suction Hose: 71207 (42"), 81355 (10').
- ✱ Cut From 3/4" I.D. Suction Hose: 71297 (36"), 81356 (10').
- ☆ See Page A14 For Pump or Gear Identification.

- Ⓜ Two Required.
- Ⓝ Three Required.
- Ⓞ Four Required.
- ≈ Cut To Fit.
- ⊙ Replaces Both Upper and Lower Hose.
- ▲ 252660 Adaptor Required For Some Models.
- ♣ See Page A6 For Installation Procedure.

SYSTEM PUMP & GEAR IDENT.

SYSTEM & COMPONENT IDENT.

PASS. CARS

LIGHT TRUCKS

MEDIUM/HEAVY TRUCKS

BUSES

HOSE NUMERICAL

REPAIR KITS

KIT NUMERICAL

ILLUSTRATIONS

Power Steering Hose for Passenger Cars

	Application	Assembly Number	Multi-Use Hose	End Fitting	Application	Assembly Number	Multi-Use Hose	End Fitting
SYSTEM PUMP & GEAR IDENT.	FORD - Continued				FORD - Continued			
	LTD - Continued				LTD - Continued			
	1977 - Continued				1977 - Continued			
	V-8 351 ENG.				V-8 460 ENG. - Continued			
SYSTEM & COMPONENT IDENT.	Pressure; Conventional System; W/O Police Pkg.; W/Ford P.S. Pump; ☆C.	71324			Pressure - Pump To Hydroboost; Hydroboost System W/O Skid Control; W/A.C.	80134		
	Pressure; Conventional System; W/O Police Pkg.; W/Saginaw P.S. Pump; ☆B.	71010			Pressure - Pump To Hydroboost; Hydroboost System W/O Skid Control; W/O A.C.	70722		
	Pressure; Conventional System; W/Police Pkg.; W/O Adaptor Fitting At Pump	71324			Return - Cooler To Pump; Conventional System.....		★26"	
	Pressure - Hydroboost To Gear; Hydroboost System W/O Skid Control	71023			Return - Cooler To Pump; Hydroboost System W/O Skid Control.....		★	
PASS. CARS	Pressure - Pump To Hydroboost; Hydroboost System W/O Skid Control; W/Modified Eng.	70722			Return - From Gear; Conventional System; W/Cooler; W/Police Pkg.	≈80031		
	Return; Conventional System; W/O Police Pkg.; W/Ford P.S. Pump; ☆C.	≈80031	★36"	39859	Return - Gear To Cooler; Hydroboost System W/O Skid Control.....	≈80031		
	Return; Conventional System; W/O Police Pkg.; W/Saginaw P.S. Pump; ☆B.	≈80154	★33"	39859	Return - Hydroboost To Pump; Hydroboost System W/O Skid Control		★	
	Return; Conventional System; W/Police Pkg.	≈80031			1976			
LIGHT TRUCKS	Return - Cooler To Pump; Hydroboost System W/O Skid Control.....		★		V-8 351 ENG.; V-8 400 ENG.			
	Return - Gear To Cooler; Hydroboost System W/O Skid Control.....	≈80031			Pressure; Conventional System; W/O Police Pkg.; W/Ford P.S. Pump; ☆C.	71324		
	Return - Hydroboost To Pump; Hydroboost System W/O Skid Control		★		Pressure; Conventional System; W/O Police Pkg.; W/Saginaw P.S. Pump; ☆B.	71010		
	V-8 400 ENG.				Pressure; Conventional System; W/Police Pkg.; W/O Adaptor Fitting At Pump	71324		
MEDIUM/HEAVY TRUCKS	Pressure; Conventional System; W/O Police Pkg.; W/Ford P.S. Pump; ☆C.	71324			Pressure - Hydroboost To Gear	70696		
	Pressure; Conventional System; W/O Police Pkg.; W/Saginaw P.S. Pump; ☆B.	71010			Pressure - Pump To Hydroboost; Hydroboost System W/O Skid Control; Jun. 2 & Older	80035		
	Pressure; Conventional System; W/Police Pkg.; W/O Adaptor Fitting At Pump	71324			Pressure - Pump To Hydroboost; Hydroboost System W/O Skid Control; Jun. 3 & Newer.....	70722		
BUSES	Pressure - Hydroboost To Gear; Hydroboost System W/O Skid Control	71023			Pressure - Pump To Skid Control; Hydroboost System W/Skid Control	80160		
	Pressure - Pump To Hydroboost; Hydroboost System W/O Skid Control ...	91898			Pressure - Skid Control To Hydroboost; Hydroboost System W/Skid Control ...	91869		
	Return; Conventional System; W/O Police Pkg.; W/Ford P.S. Pump; ☆C.	≈80031	★36"	39859	Return - Cooler To Pump; Conventional System.....		★26"	
	Return; Conventional System; W/O Police Pkg.; W/Saginaw P.S. Pump; ☆B.	≈80154	★33"	39859	Return - Cooler To Pump; Hydroboost System W/O Skid Control.....		★21"	
	Return; Conventional System; W/Police Pkg.	≈80031			Return - From Gear; Conventional System; W/Cooler	≈80031	★41"	39859
	Return - Cooler To Pump; Hydroboost System W/O Skid Control.....		★		Return - Gear To Cooler; Hydroboost System W/O Skid Control.....		★39"	39862
	Return - Gear To Cooler; Hydroboost System W/O Skid Control.....	≈80031			Return - Hydroboost To Pump; Hydroboost System W/O Skid Control		★37"	
	Return - Hydroboost To Pump; Hydroboost System W/O Skid Control		★		V-8 460 ENG.			
HOSE NUMERICAL	V-8 460 ENG.				Pressure; Conventional System; W/O Police Pkg.; W/A.C.	70677		
	Pressure; Conventional System; W/O Police Pkg.; W/A.C.	70677			Pressure; Conventional System; W/O Police Pkg.; W/O A.C.; Apr. 5 & Older.....	71010		
	Pressure; Conventional System; W/O Police Pkg.; W/O A.C.	71010			Pressure; Conventional System; W/Police Pkg.; W/O Adaptor Fitting At Pump	80189		
	Pressure; Conventional System; W/Police Pkg.; W/O Adaptor Fitting At Pump	80189			Pressure - Hydroboost To Gear	70696		
	Pressure - Hydroboost To Gear; Hydroboost System W/O Skid Control	71023			Pressure - Pump To Hydroboost; Hydroboost System W/O Skid Control ...	80035		
					Pressure - Pump To Skid Control; Hydroboost System W/Skid Control	80160		
					Pressure - Skid Control To Hydroboost; Hydroboost System W/Skid Control ...	91869		
REPAIR KITS								
KIT NUMERICAL								

<p>ILLUSTRATIONS</p> <ul style="list-style-type: none"> * Cut From C.P.E. 3/8" I.D. Hose: 71350 (48"), 81352 (25'). † Cut From S.A.E. 11/32" I.D. Hose: 80062 (12"), 80063 (24"), 80064 (36"), 81353 (25'). ★ Cut From S.A.E. 3/8" I.D. Hose: 71224 (24"), 71236 (36"), 71206 (48"), 81206 (25'). May Also Use 3/8" C.P.E. ♣ Cut From S.A.E. 5/8" I.D. Hose: 71351 (36"). □ Cut From 1/2" I.D. Suction Hose: 71296 (36"), 81354 (10'). ♣ Cut From 5/8" I.D. Suction Hose: 71207 (42"), 81355 (10'). ★ Cut From 3/4" I.D. Suction Hose: 71297 (36"), 81356 (10'). ☆ See Page A14 For Pump or Gear Identification. 	<ul style="list-style-type: none"> ② Two Required. ③ Three Required. ④ Four Required. ≈ Cut To Fit. ♣ Replaces Both Upper and Lower Hose. ▲ 252660 Adaptor Required For Some Models. ♣ See Page A6 For Installation Procedure.
---	---

Power Steering Hose for Passenger Cars

Application	Assembly Number	Multi-Use Hose	End Fitting	Application	Assembly Number	Multi-Use Hose	End Fitting
FORD - Continued				FORD - Continued			
LTD - Continued				LTD - Continued			
1976 - Continued				1970			
V-8 460 ENG. - Continued				V-8 302 ENG.; V-8 351 ENG.; V-8 390 ENG.; V-8 429 ENG.			
Return - Cooler To Pump; Conventional System.....		★26"		Pressure	70660		
Return - Cooler To Pump; Hydroboost System W/O Skid Control.....		★21"		Return - Cooler To Pump.....		★20"	
Return - From Gear; Conventional System; W/Cooler	≠80031	★41"	39859	Return - From Gear; W/Cooler.....	≠80114	★26"	39859
Return - Gear To Cooler; Hydroboost System W/O Skid Control.....		★39"	39862	1969			
Return - Hydroboost To Pump; Hydroboost System W/O Skid Control		★37"		V-8 302 ENG.			
1975				V-8 302 ENG.			
V-8 351 ENG.; V-8 400 ENG.				V-8 302 ENG.			
Pressure; W/Ford P.S. Pump; ☆C.....	71324			Pressure; W/Ford Stg. Gear; ☆P.....	70648		
Pressure; W/Saginaw P.S. Pump; ☆B.....	80189			Pressure; W/Saginaw Stg. Gear; ☆N....	71306		
Return	≠80031			Return - Cooler To Pump		★10"	
V-8 460 ENG.				V-8 302 ENG.; V-8 390 ENG.; V-8 428 ENG.; V-8 429 ENG.			
Pressure	70677			Pressure; W/Ford Stg. Gear; ☆P.....	70648		
Return - Cooler To Pump		★		Return - Cooler To Pump		★10"	
Return - From Gear; W/Cooler.....	≠80031			Return - From Gear; W/Cooler.....	≠80114	★31"	39859
1974				1968			
V-8 351 ENG.; V-8 400 ENG.				V-8 302 ENG.; V-8 390 ENG.; V-8 428 ENG.			
Pressure	91848			Pressure; W/Ford Stg. Gear; ☆P.....	70648		
Return - Cooler To Pump		★28"		Pressure; W/Saginaw Stg. Gear; ☆N....	71306		
Return - From Gear; W/Cooler.....	≠80031	★42"	39859	Return - Cooler To Pump		★10"	
V-8 460 ENG.				V-8 302 ENG.; V-8 390 ENG.; V-8 428 ENG.			
Pressure; W/A.C.; May 1 & Older.....	80189			Pressure; W/Ford Stg. Gear; ☆P.....	70648		
Pressure; W/A.C.; May 2 & Newer	70677			Pressure; W/Saginaw Stg. Gear; ☆N....	71306		
Pressure; W/O A.C.	80189			Return; W/A.C.	≠70642	★	39859
Return - Cooler To Pump		★28"		Return; W/O A.C.	≠70629	★30"	39859
Return - From Gear; W/Cooler.....	≠80031	★42"	39859	Return - Cooler To Pump		★10"	
1973				LTD II			
V-8 351 ENG.; V-8 400 ENG.				1979			
Pressure	91848			V-8 302 ENG.; V-8 351 ENG.			
Return - Cooler To Pump		★28"		V-8 302 ENG.; V-8 351 ENG.			
Return - From Gear; W/Cooler.....	≠80031	★42"	39859	Pressure; W/Ford Stg. Gear; W/O Police, Taxi Pkg.; ☆P.....	71009		
V-8 429 ENG.; V-8 460 ENG.				V-8 302 ENG.; V-8 351 ENG.			
Pressure; W/A.C.....	80189			Pressure; W/Saginaw Stg. Gear; W/O Police, Taxi Pkg.; ☆N.....	71059		
Pressure; W/O A.C.	80189			Return; W/Ford Stg. Gear; W/O Police, Taxi Pkg.; ☆P		★33"	39135
Return - Cooler To Pump		★28"		Return; W/Ford Stg. Gear; W/Police, Taxi Pkg.; ☆P		★	39135
Return - From Gear; W/Cooler.....	≠80031	★42"	39859	Return; W/O Cooler		★14"	
1972				1979			
V-8 302 ENG.; V-8 351 ENG.; V-8 400 ENG.; V-8 429 ENG.				V-8 302 ENG.; V-8 351 ENG.			
Pressure; Mar. 13 & Older	71262			Pressure; W/Ford Stg. Gear; W/O Police, Taxi Pkg.; ☆P.....	71009		
Pressure; Mar. 14 & Newer.....	91848			Pressure; W/Saginaw Stg. Gear; W/O Police, Taxi Pkg.; ☆N.....	71059		
Return - Cooler To Pump		★26"		Return; W/Ford Stg. Gear; W/O Police, Taxi Pkg.; ☆P		★33"	39135
Return - From Gear; W/Cooler.....	≠80031	★26"	39859	Return; W/Ford Stg. Gear; W/Police, Taxi Pkg.; ☆P		★	39135
1971				1978			
V-8 302 ENG.; V-8 351 ENG.; V-8 390 ENG.; V-8 400 ENG.;				V-8 302 ENG.; V-8 351 ENG.; V-8 400 ENG.			
V-8 429 ENG.				V-8 302 ENG.; V-8 351 ENG.; V-8 400 ENG.			
Pressure	70660			Pressure; W/Ford Stg. Gear; W/O Police, Taxi Pkg.; ☆P.....	71009		
Return - Cooler To Pump		★20"		Pressure; W/Saginaw Stg. Gear; W/O Police, Taxi Pkg.; ☆N.....	71059		
Return - From Gear; W/Cooler.....	≠80114	★26"	39859	Return; W/Ford Stg. Gear; W/O Police, Taxi Pkg.; ☆P		★33"	39135
				Return; W/Ford Stg. Gear; W/Police, Taxi Pkg.; ☆P		★	39135
				Return; W/O Cooler		★14"	

* Cut From C.P.E. 3/8" I.D. Hose: 71350 (48"), 81352 (25").
 † Cut From S.A.E. 11/32" I.D. Hose: 80062 (12"), 80063 (24"), 80064 (36"), 81353 (25").
 ★ Cut From S.A.E. 3/8" I.D. Hose: 71224 (24"), 71236 (36"), 71206 (48"), 81206 (25"). May Also Use 3/8" C.P.E.
 ❖ Cut From S.A.E. 5/8" I.D. Hose: 71351 (36").
 □ Cut From 1/2" I.D. Suction Hose: 71296 (36"), 81354 (10').
 ❖ Cut From 5/8" I.D. Suction Hose: 71207 (42"), 81355 (10').
 * Cut From 3/4" I.D. Suction Hose: 71297 (36"), 81356 (10').
 ☆ See Page A14 For Pump or Gear Identification.

② Two Required.
 ③ Three Required.
 ④ Four Required.
 ≠ Cut To Fit.
 * Replaces Both Upper and Lower Hose.
 ▲ 252660 Adaptor Required For Some Models.
 ❖ See Page A6 For Installation Procedure.

SYSTEM PUMP & GEAR IDENT.

SYSTEM & COMPONENT IDENT.

PASS. CARS

LIGHT TRUCKS

MEDIUM/HEAVY TRUCKS

BUSES

HOSE NUMERICAL

REPAIR KITS

KIT NUMERICAL

ILLUSTRATIONS

Power Steering Hose for Passenger Cars

	Application	Assembly Number	Multi-Use Hose	End Fitting	Application	Assembly Number	Multi-Use Hose	End Fitting	
SYSTEM PUMP & GEAR IDENT.	FORD - Continued				FORD - Continued				
	LTD II - Continued				MAVERICK - Continued				
	1978 - Continued				1976 - Continued				
	V-8 302 ENG.; V-8 351 ENG.; V-8 400 ENG. - Continued				V-8 302 ENG.				
	Return; W/Saginaw Stg. Gear; W/O Police, Taxi Pkg.; ☆N.....				✕80031	★33"	②70640		
	Return; W/Saginaw Stg. Gear; W/Police, Taxi Pkg.; ☆N.....				✕80031		②80028		
	Return - Cooler To Pump.....					★33"	70679		
	1977				Pressure - Control Valve End; W/Flared Fitting.....				
	V-8 302 ENG.; V-8 351 ENG.; V-8 400 ENG.				Pressure - Control Valve End; W/O-Ring Fitting.....				
	Pressure; W/Ford Stg. Gear; W/O Police, Taxi Pkg.; ☆P.....				70674		80029		
SYSTEM & COMPONENT IDENT.	Pressure; W/Saginaw Stg. Gear; W/O Police, Taxi Pkg.; ☆N.....				70704		70682		
	Return; W/O Police, Taxi Pkg.				✕80031	★41"	70710		
	Return - Cooler To Pump.....					★28"	✕80113	★	39860
	LTD CROWN VICTORIA				Return - Control Valve End; W/Flared Fitting.....				
	1991-1990				Return - Pump End; W/Flared Fitting....				
	V-8 5.0 L ENG.; V-8 5.8 L ENG.								
	Pressure.....				71425		★26"		
	Return; W/O Cooler.....					★9"			
	Return - Cooler To Pump.....					★25"			
	Return - Gear To Cooler.....					★13"			
PASS. CARS	1989-1987				1975				
	V-8 5.0 L ENG.; V-8 5.8 L ENG.				6-CYL. 200 ENG.				
	Pressure.....				71044		②70640		
	Return; W/O Cooler.....					★9"	80157		
	Return - Cooler To Pump.....					★25"	✕80113	★32"	39860
	Return - Gear To Cooler.....					★13"			
	1974-1973				6-CYL. 250 ENG.				
	6-CYL. 200 ENG.				Cyl.....				
	Cyl.....				②70640		80155		
	Pressure.....				80157		✕80113	★32"	39860
Return.....				✕80113	★				
LIGHT TRUCKS	1977				V-8 302 ENG.				
	6-CYL. 200 ENG.; 6-CYL. 250 ENG.				Cyl.....				
	Cyl.....				②80028		70679		
	Pressure.....				80027		70682		
	Return.....				✕80030		✕80113	★46"	
	V-8 302 ENG.				Return; W/O Cooler.....				
	Cyl.....				②80028		③70656	★41"	
	Pressure - Control Valve End.....				80029				
	Pressure - Pump End.....				70710				
	Return - Control Valve End.....				③70737				
MEDIUM/HEAVY TRUCKS	1976				1974-1973				
	6-CYL. 200 ENG.				6-CYL. 200 ENG.				
	Cyl.....				②70640		②70640		
	Pressure.....				80157		80157		
	Return.....				✕80113	★	✕80113	★38"	39860
	6-CYL. 250 ENG.				6-CYL. 250 ENG.				
	Cyl.....				②70640		②70640		
	Pressure - Control Valve End.....				80029		70652		
	Pressure - Pump End.....				70710		✕80113	★38"	39860
	Return - Control Valve End.....				③70737				
BUSES	1976				V-8 302 ENG.				
	6-CYL. 200 ENG.				Cyl.....				
	Cyl.....				②70640		②70640		
	Pressure.....				80157		70679		
	Return.....				✕80113	★	70678		
	6-CYL. 250 ENG.				Return - Control Valve End.....				
	Cyl.; W/Flared Fitting; Apr. 4, 1976 & Older.....				②70640		③70656	★41"	39859
	Cyl.; W/O-Ring Fitting; Apr. 5, 1976 & Newer.....				②80028		★41"	39859	
	Pressure; W/Flared Fitting; Apr. 4, 1976 & Older.....				80155				
	Pressure; W/O-Ring Fitting; Apr. 5, 1976 & Newer.....				80027				
HOSE NUMERICAL	Return; W/Flared Fitting.....				✕80113	★	39860		
	Return; W/O-Ring Fitting.....				✕80030				
	Return - Cooler To Pump.....					★			
	1972-1971				6-CYL. 170 ENG.; 6-CYL. 200 ENG.				
	Cyl.....				②70640		②70640		
	Pressure.....				80157		80157		
	Return.....				✕80113	★38"	✕80113	★38"	39860
	6-CYL. 250 ENG.				6-CYL. 250 ENG.				
	Cyl.....				②70640		②70640		
	Pressure.....				70652		70652		
Return.....				✕80113	★38"	✕80113	★38"	39860	
REPAIR KITS	1972-1971				6-CYL. 250 ENG.				
	6-CYL. 170 ENG.; 6-CYL. 200 ENG.				Cyl.....				
	Cyl.....				②70640		②70640		
	Pressure.....				80157		80157		
	Return.....				✕80113	★38"	✕80113	★38"	39860
	6-CYL. 250 ENG.				6-CYL. 250 ENG.				
	Cyl.....				②70640		②70640		
	Pressure.....				70652		70652		
	Return.....				✕80113	★38"	✕80113	★38"	39860
	1972-1971				6-CYL. 250 ENG.				
Cyl.....				②70640		②70640			
Pressure.....				70652		70652			
Return.....				✕80113	★38"	✕80113	★38"	39860	
KIT NUMERICAL	1972-1971				6-CYL. 250 ENG.				
	Cyl.....				②70640		②70640		
	Pressure.....				70652		70652		
	Return.....				✕80113	★38"	✕80113	★38"	39860
	1972-1971				6-CYL. 250 ENG.				
	Cyl.....				②70640		②70640		
	Pressure.....				70652		70652		
	Return.....				✕80113	★38"	✕80113	★38"	39860
	1972-1971				6-CYL. 250 ENG.				
	Cyl.....				②70640		②70640		
Pressure.....				70652		70652			
Return.....				✕80113	★38"	✕80113	★38"	39860	
ILLUSTRATIONS	1972-1971				6-CYL. 250 ENG.				
	Cyl.....				②70640		②70640		
	Pressure.....				70652		70652		
	Return.....				✕80113	★38"	✕80113	★38"	39860
	1972-1971				6-CYL. 250 ENG.				
	Cyl.....				②70640		②70640		
	Pressure.....				70652		70652		
	Return.....				✕80113	★38"	✕80113	★38"	39860
	1972-1971				6-CYL. 250 ENG.				
	Cyl.....				②70640		②70640		
Pressure.....				70652		70652			
Return.....				✕80113	★38"	✕80113	★38"	39860	

* Cut From C.P.E. 3/8" I.D. Hose: 71350 (48"), 81352 (25").
 † Cut From S.A.E. 11/32" I.D. Hose: 80062 (12"), 80063 (24"), 80064 (36"), 81353 (25").
 ★ Cut From S.A.E. 3/8" I.D. Hose: 71224 (24"), 71236 (36"), 71206 (48"), 81206 (25"). May Also Use 3/8" C.P.E.
 ♣ Cut From S.A.E. 5/8" I.D. Hose: 71351 (36").
 □ Cut From 1/2" I.D. Suction Hose: 71296 (36"), 81354 (10').
 † Cut From 5/8" I.D. Suction Hose: 71207 (42"), 81355 (10').
 * Cut From 3/4" I.D. Suction Hose: 71297 (36"), 81356 (10').
 ☆ See Page A14 For Pump or Gear Identification.

② Two Required.
 ③ Three Required.
 ④ Four Required.
 ✕ Cut To Fit.
 ♣ Replaces Both Upper and Lower Hose.
 ▲ 252660 Adaptor Required For Some Models.
 ♣ See Page A6 For Installation Procedure.

Power Steering Hose for Passenger Cars

Application	Assembly Number	Multi-Use Hose	End Fitting	Application	Assembly Number	Multi-Use Hose	End Fitting
FORD - Continued				FORD - Continued			
MAVERICK - Continued				MUSTANG - Continued			
1972-1971 - Continued				1990 - Continued			
V-8 302 ENG.				V-8 5.0 L ENG.			
Cyl.....	②70640			Pressure; W/A.C.....	71664		
Pressure - Control Valve End.....	70679			Pressure; W/O A.C.....	71832		
Pressure - Pump End.....	70678			Return - Cooler To Pump.....		★23"	
Return - Control Valve End.....	⊗70656	★41"	39859	Return - Gear To Cooler.....		★18"	
Return - Pump End.....		★41"	39859				
1970				1989-1987			
6-CYL. 170 ENG.; 6-CYL. 200 ENG.				4-CYL. 2.3 L ENG.			
Cyl.....	②70640			Pressure.....	70443		
Pressure.....	80157			Return.....		★19"	
Return.....	✗80113	★38"	39860				
6-CYL. 250 ENG.				V-8 5.0 L ENG.			
Cyl.....	②70640			Pressure; W/A.C.....	80143		
Pressure.....	70652			Pressure; W/O A.C.....	71180		
Return.....	✗80113	★38"	39860	Return - Cooler To Pump; W/A.C.....		★23"	
				Return - Cooler To Pump; W/O A.C.....		★25"	
				Return - Gear To Cooler; W/O A.C.....		★18"	
1969				1986-1985			
6-CYL. 170 ENG.; 6-CYL. 200 ENG.				4-CYL. 2.3 L ENG.			
Cyl.....	②70640			Pressure; W/O Turbo.....	71180		
Pressure.....	80157			Return; W/O Cooler; W/O Turbo.....		★18"	
Return.....	✗80113	★38"	39860	Return - Cooler To Pump; W/O Turbo...		★25"	
				Return - Gear To Cooler; W/O Turbo...	✗71116	★17"	
MUSTANG				V-6 3.8 L ENG.			
1995				Pressure; W/A.C..... 71180			
V-6 3.8 L ENG.				Pressure; W/O A.C..... 71235			
Pressure.....	80079			Return; W/A.C.....	✗71116	★17"	
Return - Cooler To Pump.....		★25"		Return; W/O A.C.....	✗71116	★24"	
Return - Gear To Cooler.....		★13"	39863				
V-8 5.0 L ENG.; V-8 5.8 L ENG.				V-8 5.0 L ENG.			
Pressure.....	80080			Pressure.....	71180		
Return - Cooler To Pump.....		★31"		Return - Cooler To Pump; W/A.C.....		★23"	
Return - Gear To Cooler.....		★13"	39863	Return - Cooler To Pump; W/O A.C.....		★25"	
				Return - Gear To Cooler.....	✗71116	★18"	
1994				1984			
V-6 3.8 L ENG.				4-CYL. 2.3 L ENG.			
Pressure.....	80079			Pressure; W/Cooler; W/O Turbo.....	80191		
Return - Cooler To Pump.....		★25"		Pressure; W/O Cooler; W/O Turbo.....	71180		
Return - Gear To Cooler.....		★13"	39863	Return; W/Cooler; W/O Turbo.....	✗71116	★17"	
				Return; W/O Cooler; W/O Turbo.....		★18"	
V-8 5.0 L ENG.				Return - Cooler To Pump; W/O Turbo...			
Pressure.....	80080					★25"	
Return - Cooler To Pump.....		★31"					
Return - Gear To Cooler.....		★13"	39863				
1993-1991				1983			
4-CYL. 2.3 L ENG.				4-CYL. 2.3 L ENG.			
Pressure.....	71833			Pressure.....	71180		
Return.....		★19"		Return.....	✗71116	★18"	
V-8 5.0 L ENG.				V-6 3.8 L ENG.			
Pressure; W/A.C.....	71834			Pressure; W/A.C.....	71180		
Pressure; W/O A.C.....	71835			Pressure; W/O A.C.....	71235		
Return; W/O Cooler.....		★25"		Return; W/A.C.....	✗71116	★17"	
Return - Cooler To Pump.....		★23"		Return; W/O A.C.....	✗71116	★24"	
Return - Gear To Cooler.....		★18"					
1990				V-8 5.0 L ENG.			
4-CYL. 2.3 L ENG.				Pressure..... 71180			
Pressure.....	71663			Return - Cooler To Pump.....		★23"	
Return.....		★19"		Return - Gear To Cooler.....	✗71116	★18"	

* Cut From C.P.E. 3/8" I.D. Hose: 71350 (48"), 81352 (25").
 † Cut From S.A.E. 11/32" I.D. Hose: 80062 (12"), 80063 (24"), 80064 (36"), 81353 (25").
 ★ Cut From S.A.E. 3/8" I.D. Hose: 71224 (24"), 71236 (36"), 71206 (48"), 81206 (25"). May Also Use 3/8" C.P.E.
 ❖ Cut From S.A.E. 5/8" I.D. Hose: 71351 (36").
 □ Cut From 1/2" I.D. Suction Hose: 71296 (36"), 81354 (10').
 ❖ Cut From 5/8" I.D. Suction Hose: 71207 (42"), 81355 (10').
 ✱ Cut From 3/4" I.D. Suction Hose: 71297 (36"), 81356 (10').
 ☆ See Page A14 For Pump or Gear Identification.

② Two Required.
 ③ Three Required.
 ④ Four Required.
 ✗ Cut To Fit.
 ⊗ Replaces Both Upper and Lower Hose.
 * 252660 Adaptor Required For Some Models.
 ❖ See Page A6 For Installation Procedure.

SYSTEM
PUMP &
GEAR
IDENT.

SYSTEM &
COM-
PONENT
IDENT.

PASS.
CARS

LIGHT
TRUCKS

MEDIUM/
HEAVY
TRUCKS

BUSES

HOSE
NUMER-
ICAL

REPAIR
KITS

KIT
NUMER-
ICAL

ILLUSTRATIONS

Power Steering Hose for Passenger Cars

	Application	Assembly Number	Multi-Use Hose	End Fitting	Application	Assembly Number	Multi-Use Hose	End Fitting	
SYSTEM PUMP & GEAR IDENT.	FORD - Continued				FORD - Continued				
SYSTEM & COMPONENT IDENT.	MUSTANG - Continued				MUSTANG - Continued				
	1983 - Continued				1979 - Continued				
	V-8 5.0 L ENG.				6-CYL. 200 ENG. - Continued				
	Pressure; W/O Trlr. Tow. Pkg.	71180			Pressure; W/TRW Rack & Pinion Gear;				
	Pressure; W/Trlr. Tow. Pkg.	71212			☆R.....	71020			
	Return - Cooler To Pump.....		★22"		Return; W/Ford Rack & Pinion Gear;				
	Return - From Gear; W/Cooler.....	✗71116	★18"		☆Q.....	✗71116			
	1982								
	4-CYL. 2.3 L ENG.								
	Pressure; W/Ford Rack & Pinion Gear;				Return; W/TRW Rack & Pinion Gear;				
	☆Q.....	71180			☆R.....	✗71155			
	Pressure; W/TRW Rack & Pinion Gear;				Return - Cooler To Pump.....		★19"		
	☆R.....	80191			V-6 171 ENG.				
	Return.....	✗71116	★20"		Pressure; W/Ford Rack & Pinion Gear;				
	6-CYL. 3.3 L ENG.					☆Q.....	71061		
	Pressure.....	71180			Pressure; W/TRW Rack & Pinion Gear;				
	Return.....	✗71116	★22"		☆R.....	71020			
	V-8 4.2 L ENG.; V-8 5.0 L ENG.					Return; W/TRW Rack & Pinion Gear;			
	Pressure; W/Ford Rack & Pinion Gear;				☆R.....	✗71155			
	☆Q.....	71180			Return - Cooler To Pump.....		★26"		
	Pressure; W/TRW Rack & Pinion Gear;				V-8 302 ENG.				
	☆R.....	80191			Pressure; W/Ford Rack & Pinion Gear;				
	Return; W/O Cooler.....		★16"		☆Q.....	✗71116			
	Return - Cooler To Pump.....		★23"		Return; W/TRW Rack & Pinion Gear;				
	Return - Gear To Cooler.....	✗71116	★18"		☆R.....	✗71155			
	1981					Return - Cooler To Pump.....		★19"	
	4-CYL. 2.3 L ENG.; 6-CYL. 3.3 L ENG.; V-8 4.2 L ENG.					1973			
	Pressure; W/Ford Rack & Pinion Gear;				6-CYL. 250 ENG.				
	☆Q.....	71118			Pressure.....	70680			
	Pressure; W/TRW Rack & Pinion Gear;				Return.....	✗70629	★28"	39859	
	☆R.....	71061			V-8 302 ENG.; V-8 351 ENG.				
	Return - Cooler To Pump.....		★20"		Pressure - To Gear.....	70669			
	Return - From Gear; W/Cooler; W/Ford		★19"		Return.....	✗70629	★28"	39859	
	Rack & Pinion Gear; ☆Q.....	✗71116			1972				
	Return - From Gear; W/Cooler; W/TRW		★19"		6-CYL. 250 ENG.				
	Rack & Pinion Gear; ☆R.....	✗71007			Pressure - To Gear; Apr. 30 & Older....	70670			
	1980					Return.....	✗70629	★28"	39859
	4-CYL. 2.3 L ENG.; 6-CYL. 3.3 L ENG.; V-8 4.2 L ENG.					V-8 302 ENG.; V-8 351 ENG.			
	Pressure; W/Ford Rack & Pinion Gear;				Pressure - To Gear; Apr. 30 & Older....	70670			
	☆Q.....	71118			Pressure - To Gear; May 1 & Newer....	70669			
	Pressure; W/TRW Rack & Pinion Gear;				Return.....	✗70629	★28"	39859	
	☆R.....	71061			1971				
	Return - Cooler To Pump.....		★19"		6-CYL. 250 ENG.				
	Return - From Gear; W/Cooler; Jun. 7		★		Return.....	✗70629	★	39859	
	& Newer.....				V-8 302 ENG.; V-8 351 ENG.				
	Return - From Gear; W/Cooler; W/TRW				Pressure - To Gear.....	70670			
	Rack & Pinion Gear; Jun. 6 & Older;				Return.....	✗70629	★42"	39859	
	☆R.....	✗71155			V-8 429 ENG.				
	1979					Pressure - To Gear.....	70669		
	4-CYL. 140 ENG.					Return.....	✗70629	★42"	39859
	Pressure; W/Ford Rack & Pinion Gear;				1970				
	☆Q.....	71061			6-CYL. 200 ENG.; 6-CYL. 250 ENG.				
	Pressure; W/TRW Rack & Pinion Gear;				Cyl.....	②70640			
	☆R.....	71020			Pressure.....	70652			
	Return; W/TRW Rack & Pinion Gear;				Return.....	✗80113	★32"	39860	
	☆R.....	✗71155			V-8 302 ENG.; V-8 351 ENG.				
	Return - Cooler To Pump.....		★26"		Cyl.....	②70640			
	6-CYL. 200 ENG.								
	Pressure; W/Ford Rack & Pinion Gear;								
	☆Q.....	71061							

ILLUSTRATIONS

* Cut From C.P.E. 3/8" I.D. Hose: 71350 (48"), 81352 (25").
 † Cut From S.A.E. 11/32" I.D. Hose: 80062 (12"), 80063 (24"), 80064 (36"), 81353 (25").
 ★ Cut From S.A.E. 3/8" I.D. Hose: 71224 (24"), 71236 (36"), 71206 (48"), 81206 (25"). May Also Use 3/8" C.P.E.
 ❖ Cut From S.A.E. 5/8" I.D. Hose: 71351 (36").
 □ Cut From 1/2" I.D. Suction Hose: 71296 (36"), 81354 (10').
 ❖ Cut From 5/8" I.D. Suction Hose: 71207 (42"), 81355 (10').
 ✱ Cut From 3/4" I.D. Suction Hose: 71297 (36"), 81356 (10').
 ☆ See Page A14 For Pump or Gear Identification.

② Two Required.
 ③ Three Required.
 ④ Four Required.
 ✗ Cut To Fit.
 ⬤ Replaces Both Upper and Lower Hose.
 ⬤ 252660 Adaptor Required For Some Models.
 ❖ See Page A6 For Installation Procedure.

Power Steering Hose for Passenger Cars

Application	Assembly Number	Multi-Use Hose	End Fitting	Application	Assembly Number	Multi-Use Hose	End Fitting
FORD - Continued				FORD - Continued			
MUSTANG - Continued				MUSTANG - Continued			
1970 - Continued				1967 - Continued			
V-8 302 ENG.; V-8 351 ENG. - Continued				V-8 289 ENG.			
Pressure - Control Valve End.....	70689			Cyl.....	②70640		
Pressure - Pump End.....	70688			Pressure; W/1/4" Control Valve Fitting...	80025		
Return - Control Valve End.....	☉70656			Pressure; W/5/16" Control Valve Fitting.	70653		
V-8 428 ENG.				Return	☉80113	★30"	39860
Cyl.....	②70640			V-8 390 ENG.			
Pressure - Control Valve End.....	70689			Cyl.....	②70640		
Pressure - Pump End.....	70687			Pressure - Control Valve End.....	70689		
Return - Control Valve End.....	☉70656			Pressure - Pump End.....	70687		
V-8 429 ENG.				Return	☉70656		
Cyl.....	②70640			1966			
Pressure - Control Valve End.....	70689			6-CYL. 200 ENG.			
Pressure - Pump End.....	70691			Cyl.....	②70608		
Return - Control Valve End.....	☉70656			Pressure	70626		
1969				Return	☉80023	★	39861
6-CYL. 200 ENG.; 6-CYL. 250 ENG.				V-8 289 ENG.			
Cyl.....	②70640			Cyl.....	②70608		
Pressure	70652			Pressure	70613		
Return	☉80113	★32"	39860	Return	☉80023	★30"	39861
V-8 302 ENG.				1965			
Cyl.....	②70640			6-CYL. 200 ENG.			
Pressure - Control Valve End.....	70689			Cyl.....	②70608		
Pressure - Pump End; W/Cooler.....	80026			Pressure; W/Ford P.S. Pump; ☆C.....	70626		
Pressure - Pump End; W/O Cooler.....	70691			Return	☉80023	★	39861
Return - Control Valve End.....	☉70656			V-8 289 ENG.			
V-8 351 ENG.				Cyl.....	②70608		
Cyl.....	②70640			Pressure; W/Eaton P.S. Pump; ☆A.....	70632		
Pressure - Control Valve End.....	70689			Pressure; W/Ford P.S. Pump; ☆C.....	70613		
Pressure - Pump End.....	70691			Return	☉80023	★30"	39861
Return - Control Valve End.....	☉70656			1964			
V-8 390 ENG.; V-8 428 ENG.; V-8 429 ENG.				6-CYL. 170 ENG.			
Cyl.....	②70640			Cyl.....	②70608		
Pressure - Control Valve End.....	70689			Pressure; W/Ford P.S. Pump; ☆C.....	80022		
Pressure - Pump End.....	70687			Return	☉80023	★	39861
Return - Control Valve End.....	☉70656			V-8 260 ENG.			
1968				Cyl.....	②70608		
6-CYL. 200 ENG.				Pressure; W/Eaton P.S. Pump; ☆A.....	70632		
Cyl.....	②70640			Pressure; W/Ford P.S. Pump; ☆C.....	80022		
Pressure	70652			Return	☉80023	★	39861
Return	☉80113	★32"	39860	V-8 289 ENG.			
V-8 289 ENG.; V-8 302 ENG.				Cyl.....	②70608		
Cyl.....	②70640			Pressure; W/Eaton P.S. Pump; ☆A.....	70632		
Pressure	70653			Pressure; W/Ford P.S. Pump; ☆C.....	70613		
Return	☉80113	★	39860	Return	☉80023	★30"	39861
V-8 390 ENG.; V-8 428 ENG.				MUSTANG II			
Cyl.....	②70640			1978			
Pressure - Control Valve End.....	70689			4-CYL. 140 ENG.			
Pressure - Pump End.....	70687			Pressure	71020		
Return - Control Valve End.....	☉70656			Return - Cooler To Pump.....		★20"	
V-8 427 ENG.				V-6 171 ENG.			
Cyl.....	②70640			Pressure	71008		
Return - Control Valve End.....	☉70656			Return - Cooler To Pump.....		★20"	
1967				V-8 302 ENG.			
6-CYL. 200 ENG.				Pressure	71020		
Cyl.....	②70640			Return - Cooler To Pump.....		★18"	
Pressure; W/1/4" Control Valve Fitting...	80024			REPAIR KITS			
Pressure; W/5/16" Control Valve Fitting.	70652			KIT NUMERICAL			
Return	☉80113	★28"	39860	ILLUSTRATIONS			

* Cut From C.P.E. 3/8" I.D. Hose: 71350 (48"), 81352 (25").
 † Cut From S.A.E. 11/32" I.D. Hose: 80062 (12"), 80063 (24"), 80064 (36"), 81353 (25").
 ★ Cut From S.A.E. 3/8" I.D. Hose: 71224 (24"), 71236 (36"), 71206 (48"), 81206 (25"). May Also Use 3/8" C.P.E.
 ♣ Cut From S.A.E. 5/8" I.D. Hose: 71351 (36").
 □ Cut From 1/2" I.D. Suction Hose: 71296 (36"), 81354 (10').
 ♠ Cut From 5/8" I.D. Suction Hose: 71207 (42"), 81355 (10').
 ✱ Cut From 3/4" I.D. Suction Hose: 71297 (36"), 81356 (10').
 ☆ See Page A14 For Pump or Gear Identification.

② Two Required.
 ③ Three Required.
 ④ Four Required.
 ☉ Cut To Fit.
 ♣ Replaces Both Upper and Lower Hose.
 ▲ 252660 Adaptor Required For Some Models.
 ♣ See Page A6 For Installation Procedure.

Power Steering Hose for Passenger Cars

	Application	Assembly Number	Multi-Use Hose	End Fitting	Application	Assembly Number	Multi-Use Hose	End Fitting
SYSTEM PUMP & GEAR IDENT.	FORD - Continued				FORD - Continued			
SYSTEM & COMPONENT IDENT.	MUSTANG II - Continued				PINTO - Continued			
PASS. CARS	1977				1978 - Continued			
	4-CYL. 140 ENG.				V-6 171 ENG. - Continued			
	Pressure; Jul. 5 & Older.....	70680			Return - From Gear; W/Cooler.....		★36"	39114
	Pressure; Jul. 6 & Newer.....	71020						
	Return - Cooler To Pump.....		★20"					
	V-6 171 ENG.				1977			
	Pressure; Jul. 5 & Older.....	70680			4-CYL. 140 ENG.; V-6 171 ENG.			
	Pressure; Jul. 6 & Newer.....	71008			Pressure.....	70680		
	Return - Cooler To Pump.....		★20"		Return - Cooler To Pump.....		★	
	V-8 302 ENG.				Return - Gear End; W/Flared Fitting.....			
	Pressure; Jul. 5 & Older.....	70680					★	39135
	Pressure; Jul. 6 & Newer.....	71020			1976-1975			
	Return - Cooler To Pump.....		★18"		4-CYL. 140 ENG.; V-6 171 ENG.			
	1976				Pressure.....			
	4-CYL. 140 ENG.; V-6 171 ENG.				Return - Cooler To Pump.....			
	Pressure.....	70680			Return - From Gear; W/Cooler.....			
	Return - Cooler To Pump.....		★		71884			
	Return - Gear To Cooler; Apr. 5 & Older.....	91884			PROBE			
	Return - Gear To Cooler; Apr. 6 & Newer.....		★	39135	1995-1994			
LIGHT TRUCKS	V-8 302 ENG.				4-CYL. 2.0 L ENG.			
	Pressure.....	70680			Pressure - From Pump.....	80081		
	Return - Cooler To Pump.....		★		Pressure - To Gear.....	91854		
	Return - Gear To Cooler; Apr. 5 & Older.....	91884			Pressure - To Pipe.....	91739		
	Return - Gear To Cooler; Apr. 6 & Newer.....		★	39135	Return - Cooler To Reservoir.....		★10"	
	1975				Return - Gear To Pipe; W/Cooler.....		★22"	
	4-CYL. 140 ENG.; V-6 171 ENG.; V-8 302 ENG.				Return - Pipe To Cooler.....		★18"	
	Pressure.....	70680			V-6 2.5 L ENG.			
	Return - Cooler To Pump.....		★		Pressure.....	91917		★22"
	Return - Gear To Cooler.....	91884			Return.....			
MEDIUM/HEAVY TRUCKS	1974				1993			
	4-CYL. 140 ENG.; V-6 171 ENG.				4-CYL. 2.0 L ENG.			
	Pressure.....	70680			Pressure - From Pump.....	80081		
	Return - Cooler To Pump.....		★		Pressure - To Pipe.....	91739		
	Return - Gear To Cooler.....	91884			Return - Cooler To Reservoir.....		★10"	
	1975				Return - Gear To Pipe; W/Cooler.....		★22"	
	4-CYL. 140 ENG.; V-6 171 ENG.				Return - Pipe To Cooler.....		★18"	
	Pressure.....	70680			V-6 2.5 L ENG.			
	Return.....	91884			Pressure - From Pump.....	71837		★15"
	Return - Gear To Cooler.....				Return - To Pump.....			
BUSES	1974				1992-1990			
	4-CYL. 140 ENG.; V-6 171 ENG.				4-CYL. 2.2 L ENG.			
	Pressure.....	70680			Pressure - From Pump.....	91683		
	Return.....	91884			Pressure - To Pipe.....	71427		
	Return - Cooler To Pump.....		★		Return - Cooler To Reservoir.....		★16"	
	Return - Gear To Cooler.....				Return - Gear To Pipe; W/Cooler.....		★7"	
	1974				Return - Pipe To Cooler.....		★8"	
	4-CYL. 140 ENG.; V-6 171 ENG.				V-6 3.0 L ENG.			
	Pressure.....	70680			Pressure.....	71665		⊕11"
	Return.....	91884			Reservoir.....			★17"
	Return - Cooler To Pump.....		★25"		Return - Cooler To Reservoir.....			★8"
	Return - Cooler To Pump.....		★30"		Return - Gear To Pipe; W/Cooler.....			★6"
	Return - From Gear; W/Cooler.....		★36"	39114	Return - Pipe To Cooler.....			
	V-6 171 ENG.				1989			
	Return.....		★59"	39114	4-CYL. 2.2 L ENG.			
	1978				Pressure - From Pump; Apr. 20, 1989			
	4-CYL. 140 ENG.				& Older.....			
	Pressure.....	71020			Pressure - From Pump; Apr. 21, 1989	71426		
	Return - Cooler To Pump.....		★26"		Pressure - From Pump; Apr. 21, 1989			
	Return - Cooler To Pump.....		★36"	39114	& Newer.....	91683		
	Return - From Gear; W/Cooler.....				Pressure - To Pipe.....	71427		
	V-6 171 ENG.				1989			
	Return - Cooler To Pump.....		★26"		4-CYL. 2.2 L ENG.			

ILLUSTRATIONS

* Cut From C.P.E. 3/8" I.D. Hose: 71350 (48"), 81352 (25').
 † Cut From S.A.E. 11/32" I.D. Hose: 80062 (12"), 80063 (24"), 80064 (36"), 81353 (25').
 ★ Cut From S.A.E. 3/8" I.D. Hose: 71224 (24"), 71236 (36"), 71206 (48"), 81206 (25'). May Also Use 3/8" C.P.E.
 ❖ Cut From S.A.E. 5/8" I.D. Hose: 71351 (36').
 □ Cut From 1/2" I.D. Suction Hose: 71296 (36"), 81354 (10').
 ❖ Cut From 5/8" I.D. Suction Hose: 71207 (42"), 81355 (10').
 ✱ Cut From 3/4" I.D. Suction Hose: 71297 (36"), 81356 (10').
 ☆ See Page A14 For Pump or Gear Identification.

Ⓜ Two Required.
 Ⓝ Three Required.
 Ⓞ Four Required.
 Ⓟ Cut To Fit.
 Ⓠ Replaces Both Upper and Lower Hose.
 ▲ 252660 Adaptor Required For Some Models.
 ❖ See Page A6 For Installation Procedure.

Power Steering Hose for Passenger Cars

Application	Assembly Number	Multi-Use Hose	End Fitting	Application	Assembly Number	Multi-Use Hose	End Fitting
FORD - Continued				FORD - Continued			
PROBE - Continued				TAURUS - Continued			
1989 - Continued				1995-1994 - Continued			
4-CYL. 2.2 L ENG. - Continued				V-6 3.2 L ENG.			
Return - Cooler To Reservoir.....		★15"		Pressure	71831		
Return - Gear To Pipe; W/Cooler		★7"		Return - Cooler To Reservoir.....	91832		
Return - Pipe To Cooler.....		★8"		Return - Gear To Cooler.....	80021		
RANCH WAGON				V-6 3.8 L ENG.			
1974				Pressure; Easy Fit Hose Assy.; W/Switch Port.....			
V-8 351 ENG.; V-8 400 ENG.	91848				80335		
Pressure				Pressure; OEM Type Hose Assy.; W/Switch Port.....	91835		
Return - Cooler To Pump.....		★28"		Pressure; W/O Switch Port.....	91830		
Return - From Gear; W/Cooler.....	≠80031	★42"	39859	Return; W/O Cooler.....	91776		
V-8 460 ENG.				Return - Cooler To Reservoir.....			
Pressure; W/A.C.; May 1 & Older.....	80189			Return - Gear To Cooler.....	91881		
Pressure; W/A.C.; May 2 & Newer	70677			1993			
Pressure; W/O A.C.	80189			V-6 3.0 L ENG.			
Return - Cooler To Pump.....		★28"		Pressure; Easy Fit Hose Assy.; W/O SHO Eng.; W/O Switch Port			
Return - From Gear; W/Cooler.....	≠80031	★42"	39859		80334		
1973				Pressure; Easy Fit Hose Assy.; W/O SHO Eng.; W/Switch Port.....			
V-8 351 ENG.; V-8 400 ENG.	91848				80335		
Pressure				Pressure; OEM Type Hose Assy.; W/O SHO Eng.; W/O Switch Port	91906		
Return - Cooler To Pump.....		★28"		Pressure; OEM Type Hose Assy.; W/O SHO Eng.; W/Switch Port.....	91738		
Return - From Gear; W/Cooler.....	≠80031	★42"	39859	Pressure; W/SHO Eng.	71830		
V-8 429 ENG.; V-8 460 ENG.				Return; W/O SHO Eng.; W/O Variable Assist.....			
Pressure; W/A.C.....	80189				91914		
Pressure; W/O A.C.	80189			Return; W/O SHO Eng.; W/Variable As- sist; Pressure fitting of pump is equipped with an electronic sender on vehicles with variable assist.....	91777		
Return - Cooler To Pump.....		★28"		Return - Cooler To Reservoir; W/SHO Eng.	91774	★78"	
Return - From Gear; W/Cooler.....	≠80031	★42"	39859	Return - Gear To Cooler; W/SHO Eng..			
1972				V-6 3.2 L ENG.			
V-8 302 ENG.; V-8 351 ENG.; V-8 400 ENG.; V-8 429 ENG.				Pressure	71831		
Pressure; Mar. 13 & Older	71262			Return - Cooler To Reservoir.....	91832		
Pressure; Mar. 14 & Newer.....	91848			Return - Gear To Cooler.....	80021		
Return - Cooler To Pump.....		★26"		V-6 3.8 L ENG.			
Return - From Gear; W/Cooler.....	≠80031	★26"	39859	Pressure; Easy Fit Hose Assy.; W/O Switch Port.....			
1971							
V-8 302 ENG.; V-8 351 ENG.; V-8 390 ENG.; V-8 400 ENG.; V-8 429 ENG.	70660			Pressure; Easy Fit Hose Assy.; W/Switch Port.....			
Pressure					80335		
Return - Cooler To Pump.....		★20"		Pressure; OEM Type Hose Assy.; W/O Switch Port.....			
Return - From Gear; W/Cooler.....	≠80114	★26"	39859		91736		
TAURUS				Pressure; OEM Type Hose Assy.; W/Switch Port.....			
1995-1994							
V-6 3.0 L ENG.				Return; W/O Cooler			
Pressure; Easy Fit Hose Assy.; W/O SHO Eng.; W/Switch Port.....					91776		
Pressure; OEM Type Hose Assy.; W/O SHO Eng.; W/Switch Port.....					91771		
Pressure; W/O SHO Eng.; W/O Switch Port.....					91772		
Pressure; W/SHO Eng.....							
Return - Cooler To Pump; W/O SHO Eng.					80185		
Return - Cooler To Reservoir; W/SHO Eng.						★78"	
Return - Gear To Cooler; W/O SHO Eng.					91882		
Return - Gear To Cooler; W/SHO Eng..					91774		

* Cut From C.P.E. 3/8" I.D. Hose: 71350 (48"), 81352 (25").
 † Cut From S.A.E. 11/32" I.D. Hose: 80062 (12"), 80063 (24"), 80064 (36"), 81353 (25").
 ★ Cut From S.A.E. 3/8" I.D. Hose: 71224 (24"), 71236 (36"), 71206 (48"), 81206 (25"). May Also Use 3/8" C.P.E.
 ♣ Cut From S.A.E. 5/8" I.D. Hose: 71351 (36").
 □ Cut From 1/2" I.D. Suction Hose: 71296 (36"), 81354 (10').
 ✦ Cut From 5/8" I.D. Suction Hose: 71207 (42"), 81355 (10').
 ✧ Cut From 3/4" I.D. Suction Hose: 71297 (36"), 81356 (10').
 ☆ See Page A14 For Pump or Gear Identification.

② Two Required.
 ③ Three Required.
 ④ Four Required.
 ≠ Cut To Fit.
 ♣ Replaces Both Upper and Lower Hose.
 ▲ 252660 Adaptor Required For Some Models.
 ✦ See Page A6 For Installation Procedure.

SYSTEM PUMP & GEAR IDENT.

SYSTEM & COMPONENT IDENT.

PASS. CARS

LIGHT TRUCKS

MEDIUM/HEAVY TRUCKS

BUSES

HOSE NUMERICAL

REPAIR KITS

KIT NUMERICAL

ILLUSTRATIONS

Power Steering Hose for Passenger Cars

	Application	Assembly Number	Multi-Use Hose	End Fitting	Application	Assembly Number	Multi-Use Hose	End Fitting
SYSTEM PUMP & GEAR IDENT.	FORD - Continued				FORD - Continued			
SYSTEM & COMPONENT IDENT.	TAURUS - Continued				TAURUS - Continued			
PASS. CARS	1992 - Continued				1990 - Continued			
	V-6 3.0 L ENG. - Continued				V-6 3.8 L ENG.			
	Return - Cooler To Reservoir; W/SHO Eng.		★78"		Pressure; Easy Fit Hose Assy.; W/O Switch Port.....	80334		
	Return - Gear To Cooler; W/SHO Eng..	91774			Pressure; Easy Fit Hose Assy.; W/Switch Port.....	80335		
	V-6 3.8 L ENG.				Pressure; OEM Type Hose Assy.; W/O Switch Port.....			
	Pressure; Easy Fit Hose Assy.; W/O Switch Port.....	80334			Pressure; OEM Type Hose Assy.; W/Switch Port.....	91689		
	Pressure; Easy Fit Hose Assy.; W/Switch Port.....	80335			Return; W/O Cooler.....	91776		
	Pressure; OEM Type Hose Assy.; W/O Switch Port.....	91736			Return - Cooler To Reservoir.....	91771		
	Pressure; OEM Type Hose Assy.; W/Switch Port.....	91737			Return - Gear To Cooler; Dec. 1 & Newer.....	91772		
	Return; W/O Cooler.....	91776			Return - Gear To Cooler; Nov. 30 & Older.....	91773		
	Return - Cooler To Reservoir.....	91771						
	Return - Gear To Cooler.....	91772						
LIGHT TRUCKS	1991				1989			
	4-CYL. 2.5 L ENG.				4-CYL. 2.5 L ENG.			
	Return.....	91639			Pressure; Easy Fit Hose Assy.....	80333		
	V-6 3.0 L ENG.				Pressure; OEM Type Hose Assy.			
	Pressure; Easy Fit Hose Assy.; W/O SHO Eng.; W/O Switch Port.....	80334			Return.....	91639		
	Pressure; Easy Fit Hose Assy.; W/O SHO Eng.; W/Switch Port.....	80335			V-6 3.0 L ENG.			
	Pressure; OEM Type Hose Assy.; W/O SHO Eng.....	91673			Pressure; Easy Fit Hose Assy.; W/O SHO Eng.....	80333		
	Pressure; W/SHO Eng.....	71829			Pressure; OEM Type Hose Assy.; W/O SHO Eng.....	91638		
	Reservoir.....		✦		Pressure; W/SHO Eng.....	71829		
	Return; W/O SHO Eng.....	91775			Reservoir.....		✦	
	Return - Cooler To Reservoir; W/SHO Eng.....		★78"		Return; W/O SHO Eng.....	91641		
	Return - Gear To Cooler; W/SHO Eng..	91774			Return - Cooler To Reservoir; W/SHO Eng.....		★78"	
	V-6 3.8 L ENG.				V-6 3.8 L ENG.			
	Pressure; Easy Fit Hose Assy.; W/O Switch Port.....	80334			Pressure; Easy Fit Hose Assy.....	80333		
	Pressure; Easy Fit Hose Assy.; W/Switch Port.....	80335			Pressure; OEM Type Hose Assy.	91669		
	Pressure; OEM Type Hose Assy.; W/O Switch Port.....	91736			Return.....	91776		
	Pressure; OEM Type Hose Assy.; W/Switch Port.....	91689			1988			
	Return; W/O Cooler.....	91776			4-CYL. 2.5 L ENG.			
	Return - Cooler To Reservoir.....	91771			Pressure; Easy Fit Hose Assy.....	80333		
	Return - Gear To Cooler.....	91772			Pressure; OEM Type Hose Assy.	91636		
	1990				V-6 3.0 L ENG.			
	4-CYL. 2.5 L ENG.				Pressure; Easy Fit Hose Assy.....			
	Return.....	91639			Pressure; OEM Type Hose Assy.	91638		
	V-6 3.0 L ENG.				Reservoir.....			
	Pressure; Easy Fit Hose Assy.; W/O SHO Eng.; W/O Switch Port.....	80334			Return.....	91641		✦
	Pressure; Easy Fit Hose Assy.; W/O SHO Eng.; W/Switch Port.....	80335			V-6 3.8 L ENG.			
	Pressure; OEM Type Hose Assy.; W/O SHO Eng.....	91673			Pressure; Easy Fit Hose Assy.....	80333		
	Pressure; W/SHO Eng.....	71829			Pressure; OEM Type Hose Assy.	91669		
	Reservoir.....		✦		Return.....	91776		
	Return; W/O SHO Eng.....	91775			1987			
	Return - Cooler To Reservoir; W/SHO Eng.....		★78"		4-CYL. 2.5 L ENG.			
	Return - Gear To Cooler; W/SHO Eng..	91774			Pressure; Easy Fit Hose Assy.....	80333		

ILLUSTRATIONS

* Cut From C.P.E. 3/8" I.D. Hose: 71350 (48"), 81352 (25').
 † Cut From S.A.E. 11/32" I.D. Hose: 80062 (12"), 80063 (24"), 80064 (36"), 81353 (25').
 ★ Cut From S.A.E. 3/8" I.D. Hose: 71224 (24"), 71236 (36"), 71206 (48"), 81206 (25'). May Also Use 3/8" C.P.E.
 ♣ Cut From S.A.E. 5/8" I.D. Hose: 71351 (36").
 □ Cut From 1/2" I.D. Suction Hose: 71296 (36"), 81354 (10').
 ✦ Cut From 5/8" I.D. Suction Hose: 71207 (42"), 81355 (10').
 ✧ Cut From 3/4" I.D. Suction Hose: 71297 (36"), 81356 (10').
 ☆ See Page A14 For Pump or Gear Identification.

② Two Required.
 ③ Three Required.
 ④ Four Required.
 ≡ Cut To Fit.
 ⬤ Replaces Both Upper and Lower Hose.
 ▲ 252660 Adaptor Required For Some Models.
 ✦ See Page A6 For Installation Procedure.

Power Steering Hose for Passenger Cars

Application	Assembly Number	Multi-Use Hose	End Fitting	Application	Assembly Number	Multi-Use Hose	End Fitting	
FORD - Continued				FORD - Continued				
TAURUS - Continued				TEMPO - Continued				
1987 - Continued				1988 - Continued				
V-6 3.0 L ENG.				4-CYL. 2.3 L ENG. - Continued				
Pressure; Easy Fit Hose Assy.....	80333			Pressure - From Pump; Nov. 14 & Newer	91843			
Pressure; OEM Type Hose Assy.; Feb. 1 & Newer.....	91638			Pressure - To Gear; W/Ford Rack & Pinion Gear; Nov. 13 & Older; ☆Q...	80059			
Pressure; OEM Type Hose Assy.; Jan. 31 & Older.....	91637			Pressure - To Gear; W/Ford Rack & Pinion Gear; Nov. 14 & Newer; ☆Q..	71429			
Return; Feb. 1 & Newer	91641			Pressure - To Gear; W/TRW Rack & Pinion Gear; Nov. 13 & Older; ☆R...	71276			
Return; Jan. 31 & Older	91642			Pressure - To Gear; W/TRW Rack & Pinion Gear; Nov. 14 & Newer; ☆R..	80060			
1986				Return - From Gear.....				★18"
4-CYL. 2.5 L ENG.				Return - To Pump.....				91768
Pressure; Easy Fit Hose Assy.....	80333			1987				
Pressure; OEM Type Hose Assy.	91635			4-CYL. 2.3 L ENG.				
Return	91640			Pressure - From Pump.....				91826
V-6 3.0 L ENG.				Pressure - To Gear; W/Ford Rack & Pinion Gear; ☆Q.....				80059
Pressure; Easy Fit Hose Assy.....	80333			Pressure - To Gear; W/TRW Rack & Pinion Gear; ☆R.....				71276
Pressure; OEM Type Hose Assy.	91637			Return - From Gear.....				★18"
Return	91642			Return - To Pump.....				91768
TEMPO				1986-1985				
1994-1992				4-CYL. 2.0 L DIESEL ENG.				
4-CYL. 2.3 L ENG.				Pressure				71276
Pressure - From Pump.....	91828			Return				★17"
Pressure - To Gear.....	91735			4-CYL. 2.3 L ENG.				
Return - From Gear.....	80020			Pressure - From Pump.....				91826
Return - To Pump.....	91770			Pressure - To Gear.....				71276
V-6 3.0 L ENG.				Return - From Gear.....				★18"
Pressure - From Pump.....	91829			Return - To Pump.....				91768
Pressure - To Gear.....	91735			1984				
Return - From Gear.....	80020			4-CYL. 2.0 L DIESEL ENG.				
Return - To Pump.....	91769			Pressure				71276
1991				Return				★17"
4-CYL. 2.3 L ENG.				4-CYL. 2.3 L ENG.				
Pressure - From Pump.....	91827			Pressure - From Pump.....				91826
Pressure - To Gear.....	71828			Pressure - To Gear.....				71247
Return - From Gear.....	80019	★18"		Return - From Gear.....				★18"
Return - To Pump.....	91768			Return - To Pump.....				91768
1990				THUNDERBIRD				
4-CYL. 2.3 L ENG.				1995-1994				
Pressure - From Pump.....	91827			V-6 3.8 L ENG.				
Pressure - To Gear.....	71429			Pressure; W/O Supercharger; W/O Variable Assist				91767
Return - From Gear.....	80019			Pressure; W/O Supercharger; W/Variable Assist; Pressure fitting of pump is equipped with an electronic sender on vehicles with variable assist				91766
Return - To Pump.....	91768			Pressure; W/Supercharger.....				91840
1989				Return; W/O Supercharger.....				★16"
4-CYL. 2.3 L ENG.				Return - Cooler To Pump;				★16"
Pressure - From Pump.....	91843			W/Supercharger				39104
Pressure - To Gear; W/Ford Rack & Pinion Gear; ☆Q.....	71429			V-8 4.6 L ENG.				
Pressure - To Gear; W/TRW Rack & Pinion Gear; ☆R.....	80060			Pressure				91836
Return - From Gear.....	91768	★18"		Return - Pipe To Reservoir; W/Cooler...				★21"
Return - To Pump.....	91768							39104
1988								
4-CYL. 2.3 L ENG.								
Pressure - From Pump; Nov. 13 & Older.....	91826							

* Cut From C.P.E. 3/8" I.D. Hose: 71350 (48"), 81352 (25").
 † Cut From S.A.E. 11/32" I.D. Hose: 80062 (12"), 80063 (24"), 80064 (36"), 81353 (25").
 ★ Cut From S.A.E. 3/8" I.D. Hose: 71224 (24"), 71236 (36"), 71206 (48"), 81206 (25"). May Also Use 3/8" C.P.E.
 ♣ Cut From S.A.E. 5/8" I.D. Hose: 71351 (36").
 □ Cut From 1/2" I.D. Suction Hose: 71296 (36"), 81354 (10').
 ❖ Cut From 5/8" I.D. Suction Hose: 71207 (42"), 81355 (10').
 ✱ Cut From 3/4" I.D. Suction Hose: 71297 (36"), 81356 (10').
 ☆ See Page A14 For Pump or Gear Identification.

② Two Required.
 ③ Three Required.
 ④ Four Required.
 ≡ Cut To Fit.
 * Replaces Both Upper and Lower Hose.
 ▲ 252660 Adaptor Required For Some Models.
 ♣ See Page A6 For Installation Procedure.

SYSTEM PUMP & GEAR IDENT.

SYSTEM & COMPONENT IDENT.

PASS. CARS

LIGHT TRUCKS

MEDIUM/HEAVY TRUCKS

BUSES

HOSE NUMERICAL

REPAIR KITS

KIT NUMERICAL

ILLUSTRATIONS

Power Steering Hose for Passenger Cars

	Application	Assembly Number	Multi-Use Hose	End Fitting	Application	Assembly Number	Multi-Use Hose	End Fitting
SYSTEM PUMP & GEAR IDENT.	FORD - Continued				FORD - Continued			
	THUNDERBIRD - Continued				THUNDERBIRD - Continued			
	1993-1991				1987			
SYSTEM & COMPONENT IDENT.	V-6 3.8 L ENG.				4-CYL. 2.3 L ENG.			
	Pressure; W/O Supercharger; W/O Variable Assist				Pressure	80148		
	Variable Assist	91767			Return - Cooler To Pump		★21"	
	Pressure; W/O Supercharger; W/Variable Assist; Pressure fitting of pump is equipped with an electronic sender on vehicles with variable assist.	91766			Return - Gear To Cooler		★18"	
	Pressure; W/Supercharger	91840			V-6 3.8 L ENG.			
PASS. CARS	Return; W/O Supercharger		★16"	39104	Pressure	71235		★24"
	Return - Cooler To Pump; W/Supercharger		★16"	39104	Return			
	V-8 5.0 L ENG.				V-8 5.0 L ENG.			
	Pressure; W/O Variable Assist	91842			Pressure	71180		★19"
	Pressure; W/Variable Assist; Pressure fitting of pump is equipped with an electronic sender on vehicles with variable assist.	91841			Return			
LIGHT TRUCKS	Return		★21"	39104	1986			
	1990				4-CYL. 2.3 L ENG.			
	V-6 3.8 L ENG.				Pressure	71180		
	Pressure; W/O Supercharger; W/O Variable Assist	91767			Return	71116	★18"	
	Pressure; W/O Supercharger; W/Variable Assist; Pressure fitting of pump is equipped with an electronic sender on vehicles with variable assist.	91766			V-6 3.8 L ENG.			
	Pressure; W/Supercharger	91840			Pressure; W/A.C.	71180		
MEDIUM/HEAVY TRUCKS	Return; W/O Supercharger		★16"		Pressure; W/O A.C.	71235		
	Return - Cooler To Pump; W/Supercharger		★16"		Return; W/A.C.	71116	★17"	
	1989				Return; W/O A.C.	71116	★24"	
	V-6 3.8 L ENG.				V-8 5.0 L ENG.			
	Pressure; W/O Supercharger; W/O Variable Assist	91767			Pressure; W/O Trlr. Tow. Pkg.	71180		
	Pressure; W/O Supercharger; W/Variable Assist; Pressure fitting of pump is equipped with an electronic sender on vehicles with variable assist.	91766			Pressure; W/Trlr. Tow. Pkg.	91886		
	Pressure; W/Supercharger	91840			Return; W/O Trlr. Tow. Pkg.	71116	★19"	
BUSES	Return; W/O Supercharger		★16"		Return; W/Trlr. Tow. Pkg.	71116		
	Return - Cooler To Pump; W/Supercharger		★16"		1985-1984			
	1988				4-CYL. 2.3 L ENG.			
	V-6 3.8 L ENG.				Pressure	71180		
	Pressure; W/O Supercharger; W/O Variable Assist	91765			Return	71116	★18"	
	Pressure; W/O Supercharger; W/Variable Assist; Pressure fitting of pump is equipped with an electronic sender on vehicles with variable assist.	91704			V-6 3.8 L ENG.			
	Pressure; W/Supercharger	91878			Pressure; Canada	71235		
HOSE NUMERICAL	Return; W/O Supercharger		★16"		Pressure; W/Dealer Inst. A.C.; Exc. Canada	71180		
	Return - Cooler To Pump; W/Supercharger		★16"		Pressure; W/Factory Inst. A.C.; Exc. Canada	71235		
	1988				Return; Canada	71116		
	4-CYL. 2.3 L ENG.				Return; Exc. Canada	71116	★24"	
	Pressure	80148			V-8 5.0 L ENG.			
	Return - Cooler To Pump		★28"		Pressure; W/O Trlr. Tow. Pkg.	71180		
	Return - Gear To Cooler		★18"		Pressure; W/Trlr. Tow. Pkg.	91886		
	V-6 3.8 L ENG.				Return; W/O Trlr. Tow. Pkg.	71116	★19"	
	Pressure	80143			Return; W/Trlr. Tow. Pkg.	71116		
	Return		★16"		1983			
	V-8 5.0 L ENG.				4-CYL. 2.3 L ENG.			
	Pressure	71180			Pressure	71180		
	Return		★19"		Return	71116	★18"	
REPAIR KITS					V-6 3.8 L ENG.			
	1988				Pressure; Canada	91504		
	4-CYL. 2.3 L ENG.				Pressure; Exc. Canada	71235		
	Pressure	80148			Return	71116	★24"	
	Return - Cooler To Pump		★28"		V-8 5.0 L ENG.			
	Return - Gear To Cooler		★18"		Pressure; W/O Trlr. Tow. Pkg.	71180		
	V-6 3.8 L ENG.				Pressure; W/Trlr. Tow. Pkg.	71212		
	Pressure	80143			Return	71116	★19"	
	Return		★16"		1982			
	V-8 5.0 L ENG.				6-CYL. 3.3 L ENG.; V-6 3.8 L ENG.			
	Pressure	71180			Pressure	71180		
	Return		★19"					
ILLUSTRATIONS	* Cut From C.P.E. 3/8" I.D. Hose: 71350 (48"), 81352 (25"). † Cut From S.A.E. 11/32" I.D. Hose: 80062 (12"), 80063 (24"), 80064 (36"), 81353 (25"). ★ Cut From S.A.E. 3/8" I.D. Hose: 71224 (24"), 71236 (36"), 71206 (48"), 81206 (25"). May Also Use 3/8" C.P.E. ♣ Cut From S.A.E. 5/8" I.D. Hose: 71351 (36"). □ Cut From 1/2" I.D. Suction Hose: 71296 (36"), 81354 (10'). ✦ Cut From 5/8" I.D. Suction Hose: 71207 (42"), 81355 (10'). ✧ Cut From 3/4" I.D. Suction Hose: 71297 (36"), 81356 (10'). ☆ See Page A14 For Pump or Gear Identification.				② Two Required. ③ Three Required. ④ Four Required. < Cut To Fit. ✪ Replaces Both Upper and Lower Hose. ▲ 252660 Adaptor Required For Some Models. ♣ See Page A6 For Installation Procedure.			

Power Steering Hose for Passenger Cars

Application	Assembly Number	Multi-Use Hose	End Fitting	Application	Assembly Number	Multi-Use Hose	End Fitting	
FORD - Continued				FORD - Continued				SYSTEM PUMP & GEAR IDENT.
THUNDERBIRD - Continued				THUNDERBIRD - Continued				
1982 - Continued				1976-1975 - Continued				SYSTEM & COMPONENT IDENT.
6-CYL. 3.3 L ENG.; V-6 3.8 L ENG. - Continued				V-8 460 ENG. - Continued				
Return.....	≠71116	★16"		Return - From Gear; Conventional System; W/Cooler.....	≠80031	★43"	39859	
V-8 4.2 L ENG.				Return - Gear To Cooler; Hydroboost System W/O Skid Control.....	≠80031			
Pressure.....	71180			Return - Gear To Cooler; Hydroboost System W/Skid Control.....	≠80031			
Return; W/O Cooler.....	≠71116	★16"		Return - Hydroboost To Pump; Hydroboost System W/O Skid Control.....		★37"		
Return - Cooler To Pump.....		★23"		Return - Tee To Pump; Hydroboost System W/Skid Control.....		★37"		
Return - Gear To Cooler.....	≠71116	★18"						
1981				1974				PASS. CARS
6-CYL. 3.3 L ENG.; V-8 4.2 L ENG.; V-8 5.0 L ENG.				V-8 460 ENG.				
Pressure.....	71180			Pressure; W/A.C.....	71263			
Return.....	≠71116	★16"		Pressure; W/O A.C.....	70677			
1980				Return - Cooler To Pump.....		★26"		
6-CYL. 3.3 L ENG.; V-8 4.2 L ENG.; V-8 5.0 L ENG.				Return - From Gear; W/Cooler.....	≠80031	★43"	39859	
Pressure.....	71117							
Return.....	≠71116			1973				
1979				V-8 429 ENG.; V-8 460 ENG.				LIGHT TRUCKS
V-8 302 ENG.; V-8 351 ENG.				Pressure; W/A.C.....				
Pressure; W/Ford Stg. Gear; ☆P.....	71009			Pressure; W/O A.C.....	70677			
Pressure; W/Saginaw Stg. Gear; ☆N....	71059			Return - Cooler To Pump.....		★26"		
Return; W/Ford Stg. Gear; ☆P.....		★12"	39135	Return - From Gear; W/Cooler.....	≠80031	★43"	39859	
Return; W/O Cooler.....	≠70551	★12"						
Return - Cooler To Pump.....		★30"		1972				
Return - Gear To Cooler.....		★31"		V-8 400 ENG.; V-8 429 ENG.; V-8 460 ENG.				
1978				Pressure; W/A.C.....				MEDIUM/HEAVY TRUCKS
V-8 302 ENG.; V-8 351 ENG.; V-8 400 ENG.				Pressure; W/O A.C.....				
Pressure; W/Ford Stg. Gear; ☆P.....	71009			Return - Cooler To Pump.....		★		
Pressure; W/Saginaw Stg. Gear; ☆N....	71059			Return - From Gear; W/Cooler.....	≠80031			
Return; W/Ford Stg. Gear; ☆P.....		★12"	39135					
Return; W/O Cooler.....	≠70551	★12"		1971-1970				
Return - Cooler To Pump.....		★30"		V-8 429 ENG.				
Return - Gear To Cooler.....		★31"		Pressure.....	70660			
1977				Return - Cooler To Pump.....		★19"		
V-8 302 ENG.; V-8 351 ENG.; V-8 400 ENG.				Return - Gear To Hyd. Wiper; W/Cooler.....		★11"		
Pressure; W/Ford Stg. Gear; ☆P.....	70674			Return - Hyd. Wiper To Cooler.....		★24"		
Pressure; W/Saginaw Stg. Gear; ☆N....	70704							
Return - Cooler To Pump.....		★28"		1969				
Return - From Gear; W/Cooler.....	≠80031	★41"	39859	V-8 429 ENG.				
1976-1975				Pressure - To Gear.....				HOSE NUMERICAL
V-8 460 ENG.				Return.....				
Pressure; Conventional System.....	71263			Pressure.....	70646			
Pressure - Hydroboost To Gear; Hydroboost System W/O Skid Control.....	70696			Return.....		★29"		
Pressure - Hydroboost To Gear; Hydroboost System W/Skid Control.....	70696			1968				
Pressure - Pump To Hydroboost; Hydroboost System W/O Skid Control...	80035			V-8 390 ENG.; V-8 429 ENG.				
Pressure - Pump To Skid Control; Hydroboost System W/Skid Control.....	70697			Pressure - To Gear.....	70646			
Pressure - Skid Control To Hydroboost; Hydroboost System W/Skid Control...	91869			Return.....		★29"		
Return - Cooler To Pump; Conventional System.....		★26"						
Return - Cooler To Pump; Hydroboost System W/O Skid Control.....		★20"		1967				
Return - Cooler To Pump; Hydroboost System W/Skid Control.....		★20"		V-8 390 ENG.; V-8 428 ENG.				
				Pressure - To Gear.....				KIT NUMERICAL
				Return.....				
				1966				ILLUSTRATIONS
				V-8 390 ENG.; V-8 428 ENG.				
				Pressure.....				
				Return.....				

* Cut From C.P.E. 3/8" I.D. Hose: 71350 (48"), 81352 (25").
 † Cut From S.A.E. 11/32" I.D. Hose: 80062 (12"), 80063 (24"), 80064 (36"), 81353 (25").
 ★ Cut From S.A.E. 3/8" I.D. Hose: 71224 (24"), 71236 (36"), 71206 (48"), 81206 (25"). May Also Use 3/8" C.P.E.
 ❖ Cut From S.A.E. 5/8" I.D. Hose: 71351 (36").
 □ Cut From 1/2" I.D. Suction Hose: 71296 (36"), 81354 (10').
 ❖ Cut From 5/8" I.D. Suction Hose: 71207 (42"), 81355 (10').
 * Cut From 3/4" I.D. Suction Hose: 71297 (36"), 81356 (10').
 ☆ See Page A14 For Pump or Gear Identification.

② Two Required.
 ③ Three Required.
 ④ Four Required.
 ≠ Cut To Fit.
 * Replaces Both Upper and Lower Hose.
 ▲ 252660 Adaptor Required For Some Models.
 ❖ See Page A6 For Installation Procedure.

Power Steering Hose for Passenger Cars

	Application	Assembly Number	Multi-Use Hose	End Fitting	Application	Assembly Number	Multi-Use Hose	End Fitting
SYSTEM PUMP & GEAR IDENT.	FORD - Continued				FORD - Continued			
	THUNDERBIRD - Continued				TORINO - Continued			
	1965				1974			
	V-8 390 ENG.; V-8 427 ENG.				6-CYL. 250 ENG.			
	Pressure; W/Ford P.S. Pump; ☆C.....	70646			Return	⊖80031	★	39859
SYSTEM & COMPONENT IDENT.	Return - Gear To Hyd. Wiper.....		★7"		V-8 302 ENG.; V-8 351 ENG.; V-8 400 ENG.			
	Return - Hyd. Wiper To Pump		★38"		Pressure; W/Ford Stg. Gear; ☆P.....	70674		
	1964-1963				Pressure; W/Saginaw Stg. Gear; ☆N....	70704		
	V-8 390 ENG.; V-8 427 ENG.				Return - Cooler To Pump		★18"	
	Return		★		Return - From Gear; W/Cooler.....	⊖80031	★21"	39859
	1962				V-8 460 ENG.			
	V-8 390 ENG.				Pressure; W/Ford Stg. Gear; ☆P.....	71262		
PASS. CARS	Return		★		Pressure; W/Saginaw Stg. Gear; ☆N....	70704		
	1961				Return - Cooler To Pump		★18"	
	V-8 390 ENG.				Return - From Gear; W/Cooler.....	⊖80031	★21"	39859
	Return	⊖70551	★	39135	1973			
	1960				6-CYL. 250 ENG.			
LIGHT TRUCKS	V-8 352 ENG.				Return	⊖80031	★	39859
	Return	⊖70551	★	39135	V-8 302 ENG.; V-8 351 ENG.; V-8 400 ENG.			
	Return - Gear To Cooler		★31"		Pressure; W/Ford Stg. Gear; ☆P.....	70674		
	V-8 430 ENG.				Pressure; W/Saginaw Stg. Gear; ☆N....	70704		
	Return	⊖70551	★	39135	Return - Cooler To Pump		★18"	
	1959				Return - From Gear; W/Cooler.....	⊖80031	★21"	39859
MEDIUM/HEAVY TRUCKS	V-8 352 ENG.; V-8 430 ENG.				V-8 429 ENG.; V-8 460 ENG.			
	Return	⊖70551	★	39135	Pressure; W/Ford Stg. Gear; ☆P.....	71262		
	1958				Pressure; W/Saginaw Stg. Gear; ☆N....	70704		
	V-8 352 ENG.				Return - Cooler To Pump		★18"	
	Return	⊖70551	★	39135	Return - From Gear; W/Cooler.....	⊖80031	★21"	39859
	1957-1956				1972			
	V-8 292 ENG.; V-8 312 ENG.				6-CYL. 250 ENG.			
	Pressure	70329			Return	⊖80031	★	39859
BUSES	Return	70551	★	39135	V-8 302 ENG.; V-8 351 ENG.; V-8 400 ENG.; V-8 429 ENG.			
	1955				Pressure; W/Ford Stg. Gear; Mar. 12 & Older; ☆P.....	91848		
	V-8 292 ENG.				Pressure; W/Ford Stg. Gear; Mar. 13 & Newer; ☆P.....	71262		
	Pressure	70329			Pressure; W/Saginaw Stg. Gear; ☆N....	70704		
	Return	70551	★	39135	Return - Cooler To Pump		★18"	
	1976-1975				Return - From Gear; W/Cooler.....	⊖80031	★21"	39859
	V-8 351 ENG.				1971-1970			
	Pressure; W/Ford Stg. Gear; W/O Police, Taxi Pkg.; W/Modified Eng.; ☆P	71262			6-CYL. 250 ENG.			
REPAIR KITS	Pressure; W/Ford Stg. Gear; W/O Police, Taxi Pkg.; W/Windsor Eng.; ☆P	70674			Cyl.....	⊗70640		
	Pressure; W/Saginaw Stg. Gear; ☆N....	70704			Pressure	70652		
	Return - Cooler To Pump		★18"		Return	⊖80113	★32"	39860
	Return - From Gear; W/Cooler.....	⊖80031	★21"	39859	V-8 302 ENG.; V-8 351 ENG.			
	V-8 400 ENG.; V-8 460 ENG.				Cyl.....	⊗70640		
	Pressure; W/Ford Stg. Gear; W/O Police, Taxi Pkg.; ☆P.....	71262			Pressure - Control Valve End.....	70679		
KIT NUMERICAL	Pressure; W/Saginaw Stg. Gear; ☆N....	70704			Pressure - Pump End	70692		
	Return - Cooler To Pump		★18"		Return - Control Valve End	⊗70656		
	Return - From Gear; W/Cooler.....	⊖80031	★21"	39859	V-8 429 ENG.			
	1969				Cyl.....	⊗70640		
	6-CYL. 250 ENG.				Pressure - Control Valve End.....	70679		
	Cyl.....	⊗70640			Pressure - Pump End	80026		
	Pressure	70652			Return - Control Valve End	⊗70656		
	Return	⊖80113	★32"	39860	1969			
	1976-1975				6-CYL. 250 ENG.			
	V-8 351 ENG.				Cyl.....	⊗70640		
	Pressure; W/Ford Stg. Gear; W/O Police, Taxi Pkg.; W/Modified Eng.; ☆P	71262			Pressure	70652		
	Pressure; W/Ford Stg. Gear; W/O Police, Taxi Pkg.; W/Windsor Eng.; ☆P	70674			Return	⊖80113	★32"	39860
	Pressure; W/Saginaw Stg. Gear; ☆N....	70704						
	Return - Cooler To Pump		★18"					
	Return - From Gear; W/Cooler.....	⊖80031	★21"	39859				

* Cut From C.P.E. 3/8" I.D. Hose: 71350 (48"), 81352 (25").
 † Cut From S.A.E. 11/32" I.D. Hose: 80062 (12"), 80063 (24"), 80064 (36"), 81353 (25").
 ★ Cut From S.A.E. 3/8" I.D. Hose: 71224 (24"), 71236 (36"), 71206 (48"), 81206 (25"). May Also Use 3/8" C.P.E.
 † Cut From S.A.E. 5/8" I.D. Hose: 71351 (36").
 □ Cut From 1/2" I.D. Suction Hose: 71296 (36"), 81354 (10').
 † Cut From 5/8" I.D. Suction Hose: 71207 (42"), 81355 (10').
 * Cut From 3/4" I.D. Suction Hose: 71297 (36"), 81356 (10').
 ☆ See Page A14 For Pump or Gear Identification.

⊗ Two Required.
 ⊗ Three Required.
 ⊗ Four Required.
 ⊖ Cut To Fit.
 ⊗ Replaces Both Upper and Lower Hose.
 ▲ 252660 Adaptor Required For Some Models.
 † See Page A6 For Installation Procedure.

Power Steering Hose for Passenger Cars

Application	Assembly Number	Multi-Use Hose	End Fitting	Application	Assembly Number	Multi-Use Hose	End Fitting
FORD - Continued				GEO - Continued			
TORINO - Continued				PRIZM - Continued			
1969 - Continued				1990			
V-8 302 ENG.; V-8 351 ENG.				4-CYL. 1.6 L ENG.			
Cyl.....	②70640			Pressure; Exc. GSI	71440		
Pressure - Control Valve End.....	70679			Pressure; GSI; VIN LZ189367 & Before	91684		
Return - Control Valve End.....	③70656	★24"		Pressure; GSI; VIN LZ189368 & After...	91712		
V-8 390 ENG.; V-8 428 ENG.				Reservoir			
Cyl.....	②70640					✚9"	
Return; W/O A.C.	③70656	★22"		Return - From Gear; Exc. GSI		✚13"	
1968				Return - From Gear; GSI.....			
6-CYL. 200 ENG.				Return - To Pipe; GSI.....			
Cyl.....	②70640			Return - To Reservoir; Exc. GSI.....		✚14"	
Pressure	70652			Return - To Reservoir; GSI		✚11"	
Return	✚80113	★32"	39860	Return - To Reservoir; GSI		✚7"	
V-8 289 ENG.; V-8 302 ENG.				1989			
Cyl.....	②70640			4-CYL. 1.6 L ENG.			
Pressure	70653			Pressure	71440		
Return	✚80113	★	39860	Return - From Gear.....		✚13"	
V-8 390 ENG.; V-8 428 ENG.				Return - To Reservoir.....			
Cyl.....	②70640					✚11"	
Return; W/O A.C.	③70656	★22"		SPECTRUM			
GEO				1989			
IMPORTANT: PLEASE NOTE. To select correct replacement parts, it may be necessary to identify the code character for the engine by looking at the VIN (Vehicle Identification Number) located on the dash panel. For 1981 and newer cars, refer to the 8th digit of VIN for the correct engine code. For 1980 and older cars, refer to the 5th digit of VIN for the correct engine code.							
METRO				4-CYL. 1.5 L ENG.			
1995				Pressure			
3-CYL. 1.0 L ENG.; 4-CYL. 1.3 L ENG.				Return			
Return - To Pipe					71376		✚12"
Return - To Reservoir.....				STORM			
				1993-1992			
				4-CYL. 1.6 L ENG.			
				Pressure	71660		✚11"
				Return			
				4-CYL. 1.8 L ENG.			
				Pressure	71783		✚9"
				Return			
				1991-1990			
				4-CYL. 1.6 L ENG.			
				Pressure; W/DOHC Eng.	71448		
				Pressure; W/SOHC Eng.	71660		
				Return; W/DOHC Eng.		✚9"	
				Return; W/SOHC Eng.		✚11"	
				HONDA			
				ACCORD			
				1995			
				4-CYL. 2.2 L ENG.			
				Pressure	80093		
				Return - Cooler To Pipe.....		✚7"	
				Return - Gear To Pipe; W/Cooler		✚24"	
				Return - Pipe To Cooler.....		✚7"	
				Return - Pipe To Reservoir; W/Cooler...		✚10"	
				V-6 2.7 L ENG.			
				Return - Pipe To Cooler.....		★	
				1994			
				4-CYL. 2.2 L ENG.			
				Pressure	80093		
				Return - Cooler To Pipe.....		✚7"	
				Return - Gear To Pipe; W/Cooler		✚24"	

* Cut From C.P.E. 3/8" I.D. Hose: 71350 (48"), 81352 (25").
 † Cut From S.A.E. 11/32" I.D. Hose: 80062 (12"), 80063 (24"), 80064 (36"), 81353 (25").
 ★ Cut From S.A.E. 3/8" I.D. Hose: 71224 (24"), 71236 (36"), 71206 (48"), 81206 (25"). May Also Use 3/8" C.P.E.
 ✚ Cut From S.A.E. 5/8" I.D. Hose: 71351 (36").
 □ Cut From 1/2" I.D. Suction Hose: 71296 (36"), 81354 (10').
 ✚ Cut From 5/8" I.D. Suction Hose: 71207 (42"), 81355 (10').
 ✚ Cut From 3/4" I.D. Suction Hose: 71297 (36"), 81356 (10').
 ☆ See Page A14 For Pump or Gear Identification.

② Two Required.
 ③ Three Required.
 ④ Four Required.
 ✚ Cut To Fit.
 ✚ Replaces Both Upper and Lower Hose.
 ▲ 252660 Adaptor Required For Some Models.
 ✚ See Page A6 For Installation Procedure.

SYSTEM PUMP & GEAR IDENT.

SYSTEM & COMPONENT IDENT.

PASS. CARS

LIGHT TRUCKS

MEDIUM/HEAVY TRUCKS

BUSES

HOSE NUMERICAL

REPAIR KITS

KIT NUMERICAL

ILLUSTRATIONS

Power Steering Hose for Passenger Cars

	Application	Assembly Number	Multi-Use Hose	End Fitting	Application	Assembly Number	Multi-Use Hose	End Fitting
SYSTEM PUMP & GEAR IDENT.	HONDA - Continued				HONDA - Continued			
	ACCORD - Continued				ACCORD - Continued			
	1994 - Continued				1978			
	4-CYL. 2.2 L ENG. - Continued				4-CYL. 98 ENG.			
	Return - Pipe To Cooler		★7"		Pressure	71179		
SYSTEM & COMPONENT IDENT.	Return - Pipe To Reservoir; W/Cooler...		★10"		Reservoir		★	
	1993-1990				Return - Cooler To Reservoir			
	4-CYL. 2.2 L ENG.				Return - Gear To Cooler			
	Pressure	91746			Return - Pipe To Cooler			
	Reservoir	80167			CIVIC			
	Return - Cooler To Pipe		★8"		1995-1992			
	Return - Cooler To Reservoir		★5"		4-CYL. 1.5 L ENG.; 4-CYL. 1.6 L ENG.			
PASS. CARS	Return - Gear To Cooler		★24"		Pressure	80094		
	Return - Pipe To Pipe; W/Cooler		★16"		Return - Cooler To Pipe		★6"	
	1989				Return - Cooler To Reservoir			
	4-CYL. 2.0 L ENG.				Return - Gear To Pipe; W/Cooler			
	Pressure; DX, LX	91609			Return - Gear To Pipe; W/Cooler		★17"	
	Pressure; LXI, SEI	91745			Return - Pipe To Cooler		★7"	
	Reservoir		☐		1991-1988			
LIGHT TRUCKS	Return - Connector To Pipe; W/Cooler..		★20"		4-CYL. 1.5 L ENG.; 4-CYL. 1.6 L ENG.			
	Return - Gear To Pipe; W/Cooler		★10"		Pressure	91702		
	Return - Pipe To Cooler		★13"		Return - Cooler To Pipe		★6"	
	Return - Pipe To Reservoir; W/Cooler...		★10"		Return - Cooler To Reservoir		★5"	
	1988-1986				Return - Gear To Pipe; W/Cooler			
	4-CYL. 2.0 L ENG.				Return - Pipe To Cooler			
	Pressure	91609			1987-1985			
	Reservoir		☐		4-CYL. 1.3 L ENG.; 4-CYL. 1.5 L ENG.			
MEDIUM/HEAVY TRUCKS	Return - Cooler To Reservoir		★10"		Pressure	91608		
	Return - Gear To Pipe; W/Cooler		★10"		Reservoir		☐	
	Return - Pipe To Cooler		★13"		Return - Cooler To Reservoir		★10"	
	Return - Pipe To Reservoir; W/Cooler...		★10"		Return - Gear To Cooler		★42"	
	1985-1984				CIVIC DEL SOL			
	4-CYL. 1.6 L ENG. (CANADA); 4-CYL. 1.8 L ENG.				1995-1994			
	Pressure	91525			4-CYL. 1.5 L ENG.			
BUSES	Return - Cooler To Reservoir		★15"		Pressure	80094		
	Return - Gear To Cooler		★5"		Return - Cooler To Pipe		★7"	
	Return - Pipe To Reservoir; W/Cooler...		★13"		Return - Gear To Cooler		★16"	
	Return - Speed Sensor To Pipe		★6"		Return - Pipe To Pipe; W/Cooler		★6"	
	1983-1982				Return - Pipe To Reservoir; W/Cooler...			
	4-CYL. 1.6 L ENG. (CANADA); 4-CYL. 1.8 L ENG.				Return - Pipe To Reservoir; W/Cooler...			
	Pressure	91524			Return - Pipe To Reservoir; W/Cooler...		★10"	
	Return - Cooler To Reservoir		★12"		1993			
	Return - Gear To Cooler		★36"		4-CYL. 1.5 L ENG.			
	Return - Pipe To Reservoir; W/Cooler...		★18"		Pressure	80094		
	Return - Speed Sensor To Pipe		★36"		Return - Cooler To Pipe		★7"	
	1981-1980				Return - Gear To Cooler			
	4-CYL. 1.6 L ENG. (CANADA); 4-CYL. 1.8 L ENG.				Return - Gear To Cooler			
	Pressure	71179			PRELUDE			
	Reservoir		★		1995-1992			
	Return - Cooler To Reservoir		★12"		4-CYL. 2.2 L ENG.; 4-CYL. 2.3 L ENG.			
	Return - Gear To Cooler		★36"		Pressure	91750		
REPAIR KITS	1979				Return - Cooler To Pipe			
	4-CYL. 107 ENG.				Return - Pipe To Cooler			
	Pressure	71179			Return - Pipe To Pipe; W/Cooler		★8"	
	Reservoir		★		Return - Pipe To Cooler		★8"	
	Return - Cooler To Reservoir		★12"		Return - Pipe To Pipe; W/Cooler		★8"	
	Return - Gear To Cooler		★36"		1991-1988			
KIT NUMERICAL	1979				4-CYL. 1.5 L ENG.			
	4-CYL. 107 ENG.				Pressure			
	Pressure	71179			Return - Cooler To Pipe		★7"	
	Reservoir		★		Return - Gear To Cooler		★16"	
	Return - Cooler To Reservoir		★12"		Return - Pipe To Pipe; W/Cooler		★6"	
	Return - Gear To Cooler		★36"		Return - Pipe To Reservoir; W/Cooler...		★10"	
ILLUSTRATIONS	1979				4-CYL. 1.6 L ENG.			
	4-CYL. 107 ENG.				Pressure			
	Pressure	71179			Return - Cooler To Pipe		★7"	
	Reservoir		★		Return - Gear To Cooler		★16"	
	Return - Cooler To Reservoir		★12"		Return - Pipe To Pipe; W/Cooler		★6"	
	Return - Gear To Cooler		★36"		Return - Pipe To Reservoir; W/Cooler...		★10"	

- * Cut From C.P.E. 3/8" I.D. Hose: 71350 (48"), 81352 (25').
- † Cut From S.A.E. 11/32" I.D. Hose: 80062 (12"), 80063 (24"), 80064 (36"), 81353 (25').
- ★ Cut From S.A.E. 3/8" I.D. Hose: 71224 (24"), 71236 (36"), 71206 (48"), 81206 (25'). May Also Use 3/8" C.P.E.
- ♣ Cut From S.A.E. 5/8" I.D. Hose: 71351 (36").
- ☐ Cut From 1/2" I.D. Suction Hose: 71296 (36"), 81354 (10').
- ♣ Cut From 5/8" I.D. Suction Hose: 71207 (42"), 81355 (10').
- ✱ Cut From 3/4" I.D. Suction Hose: 71297 (36"), 81356 (10').
- ☆ See Page A14 For Pump or Gear Identification.

- Ⓜ Two Required.
- Ⓝ Three Required.
- Ⓞ Four Required.
- ≠ Cut To Fit.
- ⊗ Replaces Both Upper and Lower Hose.
- ▲ 252660 Adaptor Required For Some Models.
- ♣ See Page A6 For Installation Procedure.

Power Steering Hose for Passenger Cars

Application	Assembly Number	Multi-Use Hose	End Fitting	Application	Assembly Number	Multi-Use Hose	End Fitting
HONDA - Continued				HONDA - Continued			
PRELUDE - Continued				PRELUDE - Continued			
1995-1992 - Continued				1986 - Continued			
4-CYL. 2.2 L ENG.; 4-CYL. 2.3 L ENG. - Continued				4-CYL. 1.8 L ENG.; 4-CYL. 2.0 L ENG. - Continued			
Return - Pipe To Reservoir; W/Cooler...		★10"		Return - Pipe To Cooler.....		★8"	
				Return - Pipe To Reservoir; W/Cooler...		★13"	
1991				1985			
4-CYL. 2.0 L ENG.; 4-CYL. 2.1 L ENG.				4-CYL. 1.8 L ENG.			
Pressure	91749			Pressure	91523		
Return - Connector To Pipe		★4"		Reservoir		❖14"	
Return - Gear To Cooler		★8"		Return - Cooler To Reservoir		★13"	
Return - Pipe To Pipe; W/Cooler		★12"		Return - Gear To Cooler		★8"	
Return - Pipe To Reservoir; W/Cooler...		★24"		Return - Pipe To Reservoir; W/Cooler...		★13"	
1990				4-CYL. 2.0 L ENG.			
4-CYL. 2.0 L ENG.				4-CYL. 2.0 L ENG.			
Pressure; W/DOHC Eng.	91749			Pressure	91902		
Pressure; W/SOHC Eng.	91747			Reservoir		❖14"	
Return - Connector To Pipe		★4"		Return - Cooler To Reservoir		★13"	
Return - Gear To Cooler		★8"		Return - Gear To Cooler		★8"	
Return - Pipe To Pipe; W/Cooler		★12"		Return - Pipe To Reservoir; W/Cooler...		★13"	
Return - Pipe To Reservoir; W/Cooler...		★24"		Return - Speed Sensor To Pipe.....		★18"	
4-CYL. 2.1 L ENG.				1984-1983			
Pressure	91749			4-CYL. 1.8 L ENG.			
Return - Connector To Pipe		★4"		Pressure	91523		
Return - Gear To Cooler		★8"		Reservoir		❖14"	
Return - Pipe To Pipe; W/Cooler		★12"		Return - Cooler To Reservoir		★13"	
Return - Pipe To Reservoir; W/Cooler...		★24"		Return - Gear To Cooler		★8"	
1989				1982-1981			
4-CYL. 2.0 L ENG.				4-CYL. 1.6 L ENG. (CANADA); 4-CYL. 1.8 L ENG.			
Pressure; W/DOHC Eng.	91749			Reservoir		★	
Pressure; W/SOHC Eng.	91747			Return - Cooler To Reservoir		★11"	
Return - Connector To Pipe		★4"		Return - Gear To Cooler		★36"	
Return - Gear To Cooler		★8"		HYUNDAI			
Return - Pipe To Pipe; W/Cooler		★12"		ELANTRA			
Return - Pipe To Reservoir; W/Cooler...		★24"		1993			
1988				4-CYL. 98 ENG.			
4-CYL. 2.0 L ENG.				4-CYL. 98 ENG.			
Pressure; W/Fuel Inj.	91748			Pressure	80374		
Pressure; W/O Fuel Inj.	91883			Return - Gear To Pipe; W/Cooler		★7"	
Return - Connector To Pipe; W/Cooler..		★4"		Return - Pipe To Reservoir; W/Cooler...		★8"	
Return - Gear To Cooler		★8"		1992			
Return - Pipe To Pipe; W/Cooler		★12"		4-CYL. 1.6 L ENG.			
Return - Pipe To Reservoir; W/Cooler...		★24"		Pressure	80374		
1987				4-CYL. 1.6 L ENG.			
4-CYL. 1.8 L ENG.				4-CYL. 1.6 L ENG.			
Pressure	91607			Return - Gear To Pipe; W/Cooler		★7"	
Return - Cooler To Reservoir		★7"		Return - Pipe To Reservoir; W/Cooler...		★8"	
Return - Gear To Pipe; W/Cooler		★6"		EXCEL			
Return - Pipe To Cooler		★8"		1993-1990			
4-CYL. 2.0 L ENG.				4-CYL. 1.5 L ENG.			
Pressure	91902			Pressure	91752		
Return - Connector To Pipe; W/Cooler..		★7"		Return - Cooler To Reservoir		★15"	
Return - Gear To Pipe		★4"		Return - Gear To Cooler		★8"	
Return - Pipe To Cooler		★8"					
Return - Pipe To Reservoir; W/Cooler...		★13"					
1986							
4-CYL. 1.8 L ENG.; 4-CYL. 2.0 L ENG.							
Pressure	91902						
Return - Connector To Pipe; W/Cooler..		★7"					
Return - Gear To Pipe; W/Cooler		★4"					

- * Cut From C.P.E. 3/8" I.D. Hose: 71350 (48"), 81352 (25').
- † Cut From S.A.E. 11/32" I.D. Hose: 80062 (12"), 80063 (24"), 80064 (36"), 81353 (25').
- ★ Cut From S.A.E. 3/8" I.D. Hose: 71224 (24"), 71236 (36"), 71206 (48"), 81206 (25'). May Also Use 3/8" C.P.E.
- ❖ Cut From S.A.E. 5/8" I.D. Hose: 71351 (36").
- Cut From 1/2" I.D. Suction Hose: 71296 (36"), 81354 (10').
- ❖ Cut From 5/8" I.D. Suction Hose: 71207 (42"), 81355 (10').
- * Cut From 3/4" I.D. Suction Hose: 71297 (36"), 81356 (10').
- ☆ See Page A14 For Pump or Gear Identification.

- Ⓜ Two Required.
- Ⓝ Three Required.
- Ⓞ Four Required.
- ≠ Cut To Fit.
- ⊕ Replaces Both Upper and Lower Hose.
- ⊕ 252660 Adaptor Required For Some Models.
- ❖ See Page A6 For Installation Procedure.

SYSTEM
PUMP &
GEAR
IDENT.

SYSTEM &
COM-
PONENT
IDENT.

PASS.
CARS

LIGHT
TRUCKS

MEDIUM/
HEAVY
TRUCKS

BUSES

HOSE
NUMER-
ICAL

REPAIR
KITS

KIT
NUMER-
ICAL

ILLUSTRATIONS

Power Steering Hose for Passenger Cars

	Application	Assembly Number	Multi-Use Hose	End Fitting	Application	Assembly Number	Multi-Use Hose	End Fitting
SYSTEM PUMP & GEAR IDENT.	HYUNDAI - Continued				HYUNDAI - Continued			
	EXCEL - Continued				SONATA - Continued			
	1989-1986				1989 - Continued			
	4-CYL. 1.5 L ENG.				4-CYL. 2.4 L ENG. - Continued			
	Pressure	91668			Return - Pipe To Cooler			★9"
	Return - From Gear; W/Auto. Trans.		★8"					
	Return - From Gear; W/Man. Trans.		★12"					
	Return - To Reservoir; W/Auto. Trans. ...		★8"					
	Return - To Reservoir; W/Man. Trans.		★					
SYSTEM & COMPONENT IDENT.	SCOUPE				INFINITI			
	1993				G20			
	4-CYL. 1.5 L ENG.				1995			
	Return - Cooler To Reservoir		★14"		4-CYL. 2.0 L ENG.			
	Return - Gear To Cooler		★8"		Return - Cooler To Reservoir			
PASS. CARS								★3"
	1992-1991				1994-1991			
	4-CYL. 1.5 L ENG.				4-CYL. 2.0 L ENG.			
	Pressure	91752			Pressure - From Pump	80371		
	Return - Cooler To Reservoir		★14"		Return - Cooler To Reservoir			★3"
	Return - Gear To Cooler		★8"					
LIGHT TRUCKS	SONATA				ISUZU			
	1993				I-MARK			
	4-CYL. 2.0 L ENG.				1989			
	Pressure	91685			4-CYL. 1.5 L ENG.; 4-CYL. 1.6 L ENG.			
	Return - Gear To Pipe		★6"		Pressure	71376		
	Return - Pipe To Cooler		★9"		Reservoir			□
MEDIUM/HEAVY TRUCKS					Return			★10"
	V-6 3.0 L ENG.				1988-1986			
	Return - Gear To Pipe		★12"		4-CYL. 1.5 L ENG.			
	Return - Pipe To Cooler		★8"		Pressure	71376		
BUSES					Reservoir			□
	1992				Return			★10"
	4-CYL. 2.0 L ENG.				1985			
	Reservoir		★12"		4-CYL. 1.5 L ENG.; 4-CYL. 1.8 L ENG.			
	Return - Cooler To Reservoir		★9"		Pressure	71376		
	Return - Gear To Pipe		★6"		Reservoir			□
	Return - Pipe To Cooler		★9"		Return			★10"
HOSE NUMERICAL					IMPULSE			
	1991-1990				1992			
	4-CYL. 2.4 L ENG.				4-CYL. 1.6 L ENG.			
	Pressure	91685			Pressure	71448		
	Reservoir		★12"		Reservoir			□
	Return - Cooler To Reservoir		★12"		Return			★9"
	Return - Gear To Pipe		★6"		4-CYL. 1.8 L ENG.			
	Return - Pipe To Cooler		★9"		Pressure	71783		
REPAIR KITS					Return			★9"
	V-6 3.0 L ENG.				1991-1990			
	Reservoir		★12"		4-CYL. 1.6 L ENG.			
	Return - Cooler To Reservoir		★12"		Pressure	71448		
	Return - Gear To Pipe		★9"		Reservoir			□
	Return - Pipe To Cooler		★15"		Return			★9"
KIT NUMERICAL					1989-1988			
	1989				4-CYL. 2.0 L ENG.			
	4-CYL. 2.4 L ENG.				Return			
	Pressure	91685						★15"
	Reservoir		★12"					
	Return - Cooler To Reservoir		★12"					
	Return - Gear To Pipe		★6"					

- * Cut From C.P.E. 3/8" I.D. Hose: 71350 (48"), 81352 (25').
- † Cut From S.A.E. 11/32" I.D. Hose: 80062 (12"), 80063 (24"), 80064 (36"), 81353 (25').
- ★ Cut From S.A.E. 3/8" I.D. Hose: 71224 (24"), 71236 (36"), 71206 (48"), 81206 (25'). May Also Use 3/8" C.P.E.
- ♣ Cut From S.A.E. 5/8" I.D. Hose: 71351 (36").
- Cut From 1/2" I.D. Suction Hose: 71296 (36"), 81354 (10').
- ♠ Cut From 5/8" I.D. Suction Hose: 71207 (42"), 81355 (10').
- ✱ Cut From 3/4" I.D. Suction Hose: 71297 (36"), 81356 (10').
- ☆ See Page A14 For Pump or Gear Identification.

- Ⓜ Two Required.
- Ⓝ Three Required.
- Ⓞ Four Required.
- ≠ Cut To Fit.
- ⊗ Replaces Both Upper and Lower Hose.
- ▲ 252660 Adaptor Required For Some Models.
- ♣ See Page A6 For Installation Procedure.

Power Steering Hose for Passenger Cars

Application	Assembly Number	Multi-Use Hose	End Fitting	Application	Assembly Number	Multi-Use Hose	End Fitting	
ISUZU - Continued				JAGUAR - Continued				SYSTEM PUMP & GEAR IDENT.
IMPULSE - Continued				XJ6 - Continued				
1987-1986				1989-1988				SYSTEM & COMPONENT IDENT.
4-CYL. 1.9 L ENG.				6-CYL. 3.6 L ENG.				
Pressure	71373			Pressure	80372			
Reservoir		☐		Return				
Return		★14"		1987-1980				
4-CYL. 2.0 L ENG.				6-CYL. 4.2 L ENG.				
Return			★15"	Pressure	80376			
1985				Return			★	
4-CYL. 1.9 L ENG.				1979-1972				
Pressure	71373			6-CYL. 258 ENG.				
Reservoir		☐		Pressure	71309			
Return		★14"		Return			★	
STYLUS				XJ12				PASS. CARS
1993				1979-1973				
4-CYL. 1.6 L ENG.				V-12 326 ENG.				
Pressure	71660			Return			★	
Reservoir		☐		XJS				
Return		★9"		1992-1982				
1992				V-12 5.3 L ENG.				
4-CYL. 1.6 L ENG.				Pressure	92140			
Pressure	71660			Return	70551			
Reservoir		☐		1978-1976				
Return		★9"		V-12 326 ENG.				
4-CYL. 1.8 L ENG.				Return			★	
Pressure	71783			KIA				
Return			★9"	SEPHIA				
1991				1994				
4-CYL. 1.6 L ENG.				4-CYL. 1.6 L ENG.				
Pressure; W/DOHC Eng.	71448			Reservoir			✚15"	
Pressure; W/SOHC Eng.	71660			Return - From Gear			★10"	
Reservoir		☐		Return - To Reservoir			★10"	
Return		★9"		LEXUS				
JAGUAR				ES250				
VANDEN PLAS				1991-1990				
1994-1990				V-6 2.5 L ENG.				
6-CYL. 4.0 L ENG.				Pressure - From Pump	71434			
Pressure	80372			ES300				
1989-1988				1995-1994				
6-CYL. 3.6 L ENG.				V-6 3.0 L ENG.				
Pressure	80372			Pressure - From Pump	91861			
1987-1982				Pressure - To Gear	80103			
6-CYL. 4.2 L ENG.				1993-1992				
Pressure	80376		★	V-6 3.0 L ENG.				
Return				Pressure - From Pump	80104			
XJ6				Pressure - To Gear	80103			
1994-1990				1994-1990				
6-CYL. 4.0 L ENG.				6-CYL. 4.0 L ENG.				
Pressure	80372			Pressure	80372			

* Cut From C.P.E. 3/8" I.D. Hose: 71350 (48"), 81352 (25").
 † Cut From S.A.E. 11/32" I.D. Hose: 80062 (12"), 80063 (24"), 80064 (36"), 81353 (25").
 ★ Cut From S.A.E. 3/8" I.D. Hose: 71224 (24"), 71236 (36"), 71206 (48"), 81206 (25"). May Also Use 3/8" C.P.E.
 ✚ Cut From S.A.E. 5/8" I.D. Hose: 71351 (36").
 ☐ Cut From 1/2" I.D. Suction Hose: 71296 (36"), 81354 (10").
 ✚ Cut From 5/8" I.D. Suction Hose: 71207 (42"), 81355 (10").
 ✚ Cut From 3/4" I.D. Suction Hose: 71297 (36"), 81356 (10").
 ☆ See Page A14 For Pump or Gear Identification.

② Two Required.
 ③ Three Required.
 ④ Four Required.
 ✚ Cut To Fit.
 ✚ Replaces Both Upper and Lower Hose.
 ▲ 252660 Adaptor Required For Some Models.
 ✚ See Page A6 For Installation Procedure.

SYSTEM PUMP & GEAR IDENT.

SYSTEM & COMPONENT IDENT.

PASS. CARS

LIGHT TRUCKS

MEDIUM/HEAVY TRUCKS

BUSES

HOSE NUMERICAL

REPAIR KITS

KIT NUMERICAL

ILLUSTRATIONS

Power Steering Hose for Passenger Cars

	Application	Assembly Number	Multi-Use Hose	End Fitting	Application	Assembly Number	Multi-Use Hose	End Fitting
SYSTEM PUMP & GEAR IDENT.	LEXUS - Continued				LINCOLN - Continued			
SYSTEM & COMPONENT IDENT.	LS400				CONTINENTAL - Continued			
	1993-1990				1990			
	V-8 4.0 L ENG.				V-6 3.8 L ENG.			
	Return			★12"	Pressure; Easy Fit Hose Assy.....	80334		
					Pressure; OEM Type Hose Assy.	91736		
	SC300				Return - Cooler To Pump			
	1995-1992				Return - Gear To Cooler; Dec. 1 & Newer			
	6-CYL. 3.0 L ENG.				Return - Gear To Cooler; Nov. 30 & Older.....			
	Return - Gear To Pipe.....		★			91772		
PASS. CARS	SC400				1989-1988			
	1993-1992				V-6 3.8 L ENG.			
	V-8 4.0 L ENG.				Pressure			
	Return - Gear To Pipe.....		★		Return - Cooler To Pump	91771		
	Return - Pipe To Cooler		★		Return - Gear To Cooler	91773		
LIGHT TRUCKS	LINCOLN				1987			
	IMPORTANT: PLEASE NOTE. To select correct replacement parts, it may be necessary to identify the code character for the engine by looking at the VIN (Vehicle Identification Number) located on the dash panel. For 1981 and newer cars, refer to the 8th digit of VIN for the correct engine code. For 1980 and older cars, refer to the 5th digit of VIN for the correct engine code.							
MEDIUM/HEAVY TRUCKS	CONTINENTAL				V-8 5.0 L ENG.			
	1995				Pressure			
	V-8 4.6 L ENG.				Return			
	Pressure - From Pump	91831				71180		★13"
	Pressure - To Gear.....	80078			1986			
BUSES	1994				V-8 5.0 L ENG.			
	V-6 3.8 L ENG.				Pressure; Conventional System.....			
	Pressure; W/Variable Assist; Mar. 24 & Older.....	91736			Pressure - Hydroboost To Gear; Hydroboost System W/O Skid Control	91507		
	Pressure; W/Variable Assist; Mar. 25 & Newer	91830			Pressure - Pump To Hydroboost; Hydroboost System W/O Skid Control...	71194		
	Return - Cooler To Pump	91888			Return; Conventional System			★17"
	Return - Gear To Cooler	91881			Return - Filter To Pump; Hydroboost System W/O Skid Control.....			★13"
HOSE NUMERICAL	1993-1992				1985			
	V-6 3.8 L ENG.				6-CYL. 2.4 L DIESEL ENG.			
	Pressure; Easy Fit Hose Assy.; W/O Switch Port	80334			Pressure - Hydroboost To Gear; Hydroboost System W/O Skid Control	71253		
	Pressure; Easy Fit Hose Assy.; W/Switch Port.....	80335			Pressure - Hydroboost To Gear; Hydroboost System W/Skid Control.....	91507		
REPAIR KITS	1991				Pressure - Pump To Hydroboost; Hydroboost System W/O Skid Control...			
	V-6 3.8 L ENG.				Return - Filter To Pump; Hydroboost System W/O Skid Control.....			
	Pressure; OEM Type Hose Assy.; W/O Switch Port	91736			Return - Filter To Pump; Hydroboost System W/Skid Control.....			★12"
	Pressure; OEM Type Hose Assy.; W/Switch Port.....	91737			Return - Hydroboost To Pump; Hydroboost System W/O Skid Control			★10"
	Return - Cooler To Pump	91771			Return - Skid Control To Pump; Hydroboost System W/Skid Control.....			★42"
	Return - Gear To Cooler	91772			Return - Filter To Pump; Hydroboost System W/Skid Control.....			★33"
KIT NUMERICAL	1991				V-8 5.0 L ENG.			
	V-6 3.8 L ENG.				Pressure; Conventional System.....			
	Pressure; Easy Fit Hose Assy.....	80334			Pressure - Hydroboost To Gear; Hydroboost System W/O Skid Control	91507		
	Pressure; OEM Type Hose Assy.	91736			Pressure - Hydroboost To Gear; Hydroboost System W/Skid Control.....	91507		
	Return - Cooler To Pump	91771			Pressure - Pump To Hydroboost; Hydroboost System W/O Skid Control...	71194		
	Return - Gear To Cooler	91772			Return; Conventional System			★17"
					Return - Filter To Pump; Hydroboost System W/O Skid Control.....			★13"
					Return - Filter To Pump; Hydroboost System W/Skid Control.....			★10"

- * Cut From C.P.E. 3/8" I.D. Hose: 71350 (48"), 81352 (25').
- † Cut From S.A.E. 11/32" I.D. Hose: 80062 (12"), 80063 (24"), 80064 (36"), 81353 (25').
- ★ Cut From S.A.E. 3/8" I.D. Hose: 71224 (24"), 71236 (36"), 71206 (48"), 81206 (25'). May Also Use 3/8" C.P.E.
- ✦ Cut From S.A.E. 5/8" I.D. Hose: 71351 (36").
- Cut From 1/2" I.D. Suction Hose: 71296 (36"), 81354 (10').
- ✧ Cut From 5/8" I.D. Suction Hose: 71207 (42"), 81355 (10').
- ✪ Cut From 3/4" I.D. Suction Hose: 71297 (36"), 81356 (10').
- ☆ See Page A14 For Pump or Gear Identification.

- Ⓜ Two Required.
- Ⓝ Three Required.
- Ⓞ Four Required.
- ✂ Cut To Fit.
- ⊗ Replaces Both Upper and Lower Hose.
- ▲ 252660 Adaptor Required For Some Models.
- ✚ See Page A6 For Installation Procedure.

Power Steering Hose for Passenger Cars

Application	Assembly Number	Multi-Use Hose	End Fitting	Application	Assembly Number	Multi-Use Hose	End Fitting	
LINCOLN - Continued				LINCOLN - Continued				SYSTEM PUMP & GEAR IDENT.
CONTINENTAL - Continued				CONTINENTAL - Continued				
1985 - Continued				1980 - Continued				SYSTEM & COMPONENT IDENT.
V-8 5.0 L ENG. - Continued				V-8 5.0 L ENG.; V-8 5.8 L ENG. - Continued				
Return - Hydroboost To Pump; Hydroboost System W/O Skid Control			★33"	Return	≡<70551	★20"	39135	
Return - Skid Control To Pump; Hydroboost System W/Skid Control.....			★33"					
1984				1979				PASS. CARS
6-CYL. 2.4 L DIESEL ENG.				V-8 400 ENG.				
Pressure - Hydroboost To Gear.....	71253			Pressure - Hydroboost To Gear; Hydroboost System W/O Skid Control	71023			
Pressure - Pump To Hydroboost.....	71252			Pressure - Hydroboost To Gear; Hydroboost System W/Skid Control.....	71023			
Return - Filter To Pump.....			★12"	Pressure - Pump To Hydroboost; Hydroboost System W/O Skid Control...	91568			
Return - Hydroboost To Pump			★42"	Pressure - Pump To Skid Control; Hydroboost System W/Skid Control	70697			
V-8 5.0 L ENG.				Pressure - Skid Control To Hydroboost; Hydroboost System W/Skid Control...				91871
Pressure; Conventional System.....	71180			Return - Cooler To Pump; Hydroboost System W/Skid Control.....		★26"		
Pressure - Hydroboost To Gear; Hydroboost System W/O Skid Control	91507			Return - Gear To Cooler; Hydroboost System W/Skid Control.....	≡<80031			
Pressure - Pump To Hydroboost; Hydroboost System W/O Skid Control ...	71836			Return - Gear To Pump; Hydroboost System W/O Skid Control.....		★24"		
Return; Conventional System			★17"	Return - Hydroboost To Pump; Hydroboost System W/O Skid Control		★37"		
Return - Filter To Pump; Hydroboost System W/O Skid Control.....			★13"	Return - Tee To Pump; Hydroboost System W/Skid Control.....		★9"		
Return - Hydroboost To Pump; Hydroboost System W/O Skid Control			★33"					
1983				1978				MEDIUM/HEAVY TRUCKS
V-8 5.0 L ENG.				V-8 400 ENG.; V-8 460 ENG.				
Pressure; Conventional System.....	71044			Pressure - Hydroboost To Gear; Hydroboost System W/O Skid Control	71023			
Pressure - Hydroboost To Gear; Hydroboost System W/O Skid Control	71197			Pressure - Hydroboost To Gear; Hydroboost System W/Skid Control.....	71023			
Pressure - Pump To Hydroboost; Hydroboost System W/O Skid Control ...	71194		★	Pressure - Pump To Hydroboost; Hydroboost System W/O Skid Control...	91568			
Return; Conventional System			★	Pressure - Pump To Skid Control; Hydroboost System W/Skid Control	70697			
Return - Filter To Pump; Hydroboost System W/O Skid Control.....			★12"	Pressure - Skid Control To Hydroboost; Hydroboost System W/Skid Control...	91871			
Return - Gear To Filter; Hydroboost System W/O Skid Control.....			★12"	Return - Cooler To Pump; Hydroboost System W/Skid Control.....		★26"		
Return - Hydroboost To Pump; Hydroboost System W/O Skid Control			★33"	Return - Gear To Cooler; Hydroboost System W/Skid Control.....	≡<80031			
1982				Return - Gear To Pump; Hydroboost System W/O Skid Control.....				★24"
V-6 3.8 L ENG.				Return - Hydroboost To Pump; Hydroboost System W/O Skid Control				★37"
Pressure; Conventional System.....	71044			Return - Tee To Pump; Hydroboost System W/Skid Control.....		★9"		
Pressure - Hydroboost To Gear; Hydroboost System W/O Skid Control	71197							
Pressure - Pump To Hydroboost; Hydroboost System W/O Skid Control ...	71194		★					
Return; Conventional System			★12"					
Return - Filter To Pump; Hydroboost System W/O Skid Control.....			★12"					
Return - Gear To Filter; Hydroboost System W/O Skid Control.....			★12"					
Return - Hydroboost To Pump; Hydroboost System W/O Skid Control			★33"					
1981				1977				HOSE NUMERICAL
V-8 5.0 L ENG.				V-8 400 ENG.				
Pressure - Hydroboost To Gear.....	71197			Pressure - Hydroboost To Gear; Hydroboost System W/O Skid Control	71023			
Pressure - Pump To Hydroboost.....	71194			Pressure - Hydroboost To Gear; Hydroboost System W/Skid Control.....	71023			
Return - Filter To Pump.....			★12"	Pressure - Pump To Hydroboost; Hydroboost System W/O Skid Control; Lower; W/90° Hose; Use pump end of old hose	91568			
Return - Gear To Filter.....			★12"	Pressure - Pump To Hydroboost; Hydroboost System W/O Skid Control; Upper; W/40° Hose.....	70722			
Return - Hydroboost To Pump			★33"	Pressure - Pump To Skid Control; Hydroboost System W/Skid Control	70697			
1980				1976				REPAIR KITS
V-8 5.0 L ENG.; V-8 5.8 L ENG.				V-8 400 ENG.				
Pressure	71044			Pressure - Hydroboost To Gear; Hydroboost System W/O Skid Control	71023			

* Cut From C.P.E. 3/8" I.D. Hose: 71350 (48"), 81352 (25').
 † Cut From S.A.E. 1 1/32" I.D. Hose: 80062 (12"), 80063 (24"), 80064 (36"), 81353 (25').
 ★ Cut From S.A.E. 3/8" I.D. Hose: 71224 (24"), 71236 (36"), 71206 (48"), 81206 (25'). May Also Use 3/8" C.P.E.
 ❖ Cut From S.A.E. 5/8" I.D. Hose: 71351 (36").
 □ Cut From 1/2" I.D. Suction Hose: 71296 (36"), 81354 (10').
 ❖ Cut From 5/8" I.D. Suction Hose: 71207 (42"), 81355 (10').
 * Cut From 3/4" I.D. Suction Hose: 71297 (36"), 81356 (10').
 ☆ See Page A14 For Pump or Gear Identification.

② Two Required.
 ③ Three Required.
 ④ Four Required.
 ≡< Cut To Fit.
 * Replaces Both Upper and Lower Hose.
 ▲ 252660 Adaptor Required For Some Models.
 ❖ See Page A6 For Installation Procedure.

ILLUSTRATIONS

Power Steering Hose for Passenger Cars

	Application	Assembly Number	Multi-Use Hose	End Fitting	Application	Assembly Number	Multi-Use Hose	End Fitting
SYSTEM PUMP & GEAR IDENT.	LINCOLN - Continued				LINCOLN - Continued			
	CONTINENTAL - Continued				CONTINENTAL - Continued			
	1977 - Continued				1976-1975 - Continued			
	V-8 400 ENG. - Continued				V-8 460 ENG. - Continued			
SYSTEM & COMPONENT IDENT.	Pressure - Skid Control To Hydroboost; Hydroboost System W/Skid Control.....	91568			Return - Tee To Pump; Hydroboost System W/Skid Control.....		★	
	Return - Cooler To Pump; Hydroboost System W/O Skid Control.....		★18"					
	Return - Cooler To Pump; Hydroboost System W/Skid Control.....		★18"		1974			
	Return - Gear To Cooler; Hydroboost System W/O Skid Control.....	≠80031			V-8 460 ENG.	71263		
	Return - Gear To Cooler; Hydroboost System W/Skid Control.....	≠80031			Pressure; Conventional System.....			
PASS. CARS	Return - Hydroboost To Pump; Hydroboost System W/O Skid Control.....		★36"		Pressure - Hydroboost To Gear; Hydroboost System W/O Skid Control.....	70696		
	Return - Tee To Pump; Hydroboost System W/Skid Control.....		★9"		Pressure - Pump To Hydroboost; Hydroboost System W/O Skid Control...	80035		
	V-8 460 ENG.				Return - Cooler To Pump; Conventional System.....		★26"	
	Pressure - Hydroboost To Gear; Hydroboost System W/O Skid Control.....	71023			Return - Cooler To Pump; Hydroboost System W/O Skid Control.....		★24"	
	Pressure - Hydroboost To Gear; Hydroboost System W/Skid Control.....	71023			Return - Gear To Cooler; Conventional System.....	≠80031	★38"	39859
LIGHT TRUCKS	Pressure - Pump To Hydroboost; Hydroboost System W/O Skid Control; W/A.C.; W/Female Fitting.....	91568			Return - Gear To Cooler; Hydroboost System W/O Skid Control.....	≠80031		
	Pressure - Pump To Hydroboost; Hydroboost System W/O Skid Control; W/A.C.; W/Male Flared Fitting.....	80134			Return - Hydroboost To Pump; Hydroboost System W/O Skid Control.....		★37"	
	Pressure - Pump To Skid Control; Hydroboost System W/Skid Control.....	70697			1973			
MEDIUM/HEAVY TRUCKS	Pressure - Skid Control To Hydroboost; Hydroboost System W/Skid Control...	91871			V-8 460 ENG.	71263		
	Return - Cooler To Pump; Hydroboost System W/O Skid Control.....		★18"		Pressure			
	Return - Cooler To Pump; Hydroboost System W/Skid Control.....		★18"		Return - Cooler To Pump.....		★26"	
	Return - Gear To Cooler; Hydroboost System W/O Skid Control.....	≠80031			Return - Gear To Cooler.....	≠80031	★38"	
	Return - Gear To Cooler; Hydroboost System W/Skid Control.....	≠80031			1972			
BUSES	Return - Hydroboost To Pump; Hydroboost System W/O Skid Control.....		★36"		V-8 460 ENG.	71263		
	Return - Tee To Pump; Hydroboost System W/Skid Control.....		★9"		Pressure		★26"	
	1976-1975				Return - From Gear; May 14 & Older....	≠80031	★	
	V-8 460 ENG.				Return - From Gear; May 15 & Newer..	≠80114	★	39859
	Pressure - Hydroboost To Gear; Hydroboost System W/O Skid Control.....	70696			1971-1970			
	Pressure - Hydroboost To Gear; Hydroboost System W/Skid Control.....	70696			V-8 460 ENG.	70660		
	Pressure - Pump To Hydroboost; Hydroboost System W/O Skid Control...	80035			Pressure	≠80114	★	39859
	Pressure - Pump To Skid Control; Hydroboost System W/Skid Control.....	70697			1969			
	Pressure - Skid Control To Hydroboost; Hydroboost System W/Skid Control...	91870			V-8 460 ENG.	70646		
	Return - Cooler To Pump; Hydroboost System W/O Skid Control.....		★24"		Pressure			
	Return - Cooler To Pump; Hydroboost System W/Skid Control.....		★20"		Reservoir		★	
	Return - Gear To Cooler; Hydroboost System W/O Skid Control.....	≠80031			Return		★	
	Return - Gear To Cooler; Hydroboost System W/Skid Control.....	≠80031			1968-1966			
	Return - Hydroboost To Pump; Hydroboost System W/O Skid Control.....		★37"		V-8 462 ENG.	70646		
	1976-1975				Pressure			
	V-8 460 ENG.				Reservoir		★	
	Pressure - Hydroboost To Gear; Hydroboost System W/O Skid Control.....	70696			Return		★	
	Pressure - Hydroboost To Gear; Hydroboost System W/Skid Control.....	70696			1965-1962			
	Pressure - Pump To Hydroboost; Hydroboost System W/O Skid Control...	80035			V-8 430 ENG.			
	Pressure - Pump To Skid Control; Hydroboost System W/Skid Control.....	70697			Return		★	
	Pressure - Skid Control To Hydroboost; Hydroboost System W/Skid Control...	91870			1961			
	Return - Cooler To Pump; Hydroboost System W/O Skid Control.....		★24"		V-8 430 ENG.			
	Return - Cooler To Pump; Hydroboost System W/Skid Control.....		★20"		Return		★	39859
	Return - Gear To Cooler; Hydroboost System W/O Skid Control.....	≠80031						
	Return - Gear To Cooler; Hydroboost System W/Skid Control.....	≠80031						
	Return - Hydroboost To Pump; Hydroboost System W/O Skid Control.....		★37"					

ILLUSTRATIONS

* Cut From C.P.E. 3/8" I.D. Hose: 71350 (48"), 81352 (25").
 † Cut From S.A.E. 11/32" I.D. Hose: 80062 (12"), 80063 (24"), 80064 (36"), 81353 (25").
 ★ Cut From S.A.E. 3/8" I.D. Hose: 71224 (24"), 71236 (36"), 71206 (48"), 81206 (25"). May Also Use 3/8" C.P.E.
 ♣ Cut From S.A.E. 5/8" I.D. Hose: 71351 (36").
 □ Cut From 1/2" I.D. Suction Hose: 71296 (36"), 81354 (10').
 ✦ Cut From 5/8" I.D. Suction Hose: 71207 (42"), 81355 (10').
 ✧ Cut From 3/4" I.D. Suction Hose: 71297 (36"), 81356 (10').
 ☆ See Page A14 For Pump or Gear Identification.

② Two Required.
 ③ Three Required.
 ④ Four Required.
 ≧ Cut To Fit.
 ♁ Replaces Both Upper and Lower Hose.
 ▲ 252660 Adaptor Required For Some Models.
 ♣ See Page A6 For Installation Procedure.

Power Steering Hose for Passenger Cars

Application	Assembly Number	Multi-Use Hose	End Fitting	Application	Assembly Number	Multi-Use Hose	End Fitting	
LINCOLN - Continued				LINCOLN - Continued				SYSTEM PUMP & GEAR IDENT.
CONTINENTAL MARK II				MARK V				
1957-1956				1979				SYSTEM & COMPONENT IDENT.
V-8 368 ENG.				V-8 400 ENG.				
Return	≠70518	★20"	39859	Pressure - Hydroboost To Gear; Hydroboost System W/O Skid Control	71023			
MARK III				Pressure - Hydroboost To Gear; Hydroboost System W/Skid Control	71023			
1971-1970				Pressure - Pump To Hydroboost; Hydroboost System W/O Skid Control	91568			
V-8 460 ENG.				Pressure - Pump To Skid Control; Hydroboost System W/Skid Control	70697			
Pressure	70660			Pressure - Skid Control To Hydroboost; Hydroboost System W/Skid Control	91871			
Return	≠80114	★	39859	Return - Cooler To Pump; Hydroboost System W/Skid Control		★26"		
1969-1968				Return - Gear To Cooler; Hydroboost System W/Skid Control	≠80031			
V-8 460 ENG.				Return - Gear To Pump; Hydroboost System W/O Skid Control	≠70629	★24"	39859	
Pressure	70646			Return - Hydroboost To Pump; Hydroboost System W/O Skid Control		★36"		
Reservoir		★		Return - Tee To Pump; Hydroboost System W/Skid Control		★9"		
Return		★		1978				
MARK IV				V-8 400 ENG.; V-8 460 ENG.				PASS. CARS
1976-1975				V-8 400 ENG.; V-8 460 ENG.				
V-8 460 ENG.				Pressure - Hydroboost To Gear; Hydroboost System W/O Skid Control	71023			
Pressure - Hydroboost To Gear; Hydroboost System W/O Skid Control	70696			Pressure - Hydroboost To Gear; Hydroboost System W/Skid Control	71023			
Pressure - Hydroboost To Gear; Hydroboost System W/Skid Control	70696			Pressure - Pump To Hydroboost; Hydroboost System W/O Skid Control	91568			
Pressure - Pump To Hydroboost; Hydroboost System W/O Skid Control	80035			Pressure - Pump To Skid Control; Hydroboost System W/Skid Control	70697			
Pressure - Pump To Skid Control; Hydroboost System W/Skid Control	70697			Pressure - Skid Control To Hydroboost; Hydroboost System W/Skid Control	91451			
Pressure - Skid Control To Hydroboost; Hydroboost System W/Skid Control	91869			Return - Cooler To Pump; Hydroboost System W/Skid Control		★26"		
Return - Cooler To Pump; Hydroboost System W/O Skid Control		★24"		Return - Cooler To Pump; Hydroboost System W/Skid Control		★26"		
Return - Cooler To Pump; Hydroboost System W/Skid Control		★20"		Return - Gear To Cooler; Hydroboost System W/Skid Control	≠80031			
Return - Gear To Cooler; Hydroboost System W/O Skid Control	≠80031			Return - Gear To Pump; Hydroboost System W/Skid Control	≠80031			
Return - Gear To Cooler; Hydroboost System W/Skid Control	≠80031			Return - Hydroboost To Pump; Hydroboost System W/O Skid Control		★24"		
Return - Hydroboost To Pump; Hydroboost System W/O Skid Control		★37"		Return - Hydroboost To Pump; Hydroboost System W/O Skid Control		★36"		
Return - Tee To Pump; Hydroboost System W/Skid Control		★37"		Return - Tee To Pump; Hydroboost System W/Skid Control		★9"		
1974				1977				LIGHT TRUCKS
V-8 460 ENG.				V-8 400 ENG.				
Pressure	71263			Pressure - Hydroboost To Gear; Hydroboost System W/O Skid Control	71023			
Return - Cooler To Pump		★26"		Pressure - Hydroboost To Gear; Hydroboost System W/Skid Control	71023			
Return - Gear To Cooler	≠80031	★38"	39859	Pressure - Pump To Hydroboost; Hydroboost System W/O Skid Control; Lower; W/90° Hose; Use pump end of old hose	91568			
1973				Pressure - Pump To Hydroboost; Hydroboost System W/O Skid Control; Upper; W/40° Hose	70722			
V-8 460 ENG.				Pressure - Pump To Skid Control; Hydroboost System W/Skid Control	70697			
Pressure	71263			Pressure - Skid Control To Hydroboost; Hydroboost System W/Skid Control	91451			
Return - Cooler To Pump		★26"		Return - Cooler To Pump; Hydroboost System W/O Skid Control		★18"		
Return - Gear To Cooler	≠80031	★38"		1972				
V-8 460 ENG.				V-8 460 ENG.				MEDIUM/HEAVY TRUCKS
V-8 460 ENG.				V-8 460 ENG.				
Pressure	71263			Pressure	71263			
Return - Cooler To Pump		★26"		Return - Cooler To Pump		★26"		
Return - Gear To Cooler	≠80031	★38"		Return - Gear To Cooler	≠80031	★38"		
1972				V-8 460 ENG.				BUSES
V-8 460 ENG.				V-8 460 ENG.				
Pressure	71263			Pressure	71263			
Return - Cooler To Pump		★26"		Return - Cooler To Pump		★26"		
Return - From Gear; May 14 & Older....	≠80031			Return - From Gear; May 14 & Older....	≠80031			
Return - From Gear; May 15 & Newer..	≠80114	★	39859	Return - From Gear; May 15 & Newer..	≠80114	★	39859	

* Cut From C.P.E. 3/8" I.D. Hose: 71350 (48"), 81352 (25").
 † Cut From S.A.E. 11/32" I.D. Hose: 80062 (12"), 80063 (24"), 80064 (36"), 81353 (25").
 ★ Cut From S.A.E. 3/8" I.D. Hose: 71224 (24"), 71236 (36"), 71206 (48"), 81206 (25"). May Also Use 3/8" C.P.E.
 ❖ Cut From S.A.E. 5/8" I.D. Hose: 71351 (36").
 □ Cut From 1/2" I.D. Suction Hose: 71296 (36"), 81354 (10').
 ❖ Cut From 5/8" I.D. Suction Hose: 71207 (42"), 81355 (10').
 * Cut From 3/4" I.D. Suction Hose: 71297 (36"), 81356 (10').
 ☆ See Page A14 For Pump or Gear Identification.

② Two Required.
 ③ Three Required.
 ④ Four Required.
 ≠ Cut To Fit.
 * Replaces Both Upper and Lower Hose.
 ▲ 252660 Adaptor Required For Some Models.
 ❖ See Page A6 For Installation Procedure.

ILLUSTRATIONS

Power Steering Hose for Passenger Cars

	Application	Assembly Number	Multi-Use Hose	End Fitting	Application	Assembly Number	Multi-Use Hose	End Fitting
SYSTEM PUMP & GEAR IDENT.	LINCOLN - Continued				LINCOLN - Continued			
SYSTEM & COMPONENT IDENT.	MARK V - Continued				MARK VII - Continued			
PASS. CARS	1977 - Continued				1989-1988			
	V-8 400 ENG. - Continued				V-8 5.0 L ENG.			
	Return - Cooler To Pump; Hydroboost System W/Skid Control.....		★18"		Pressure	71180	★14"	
	Return - Gear To Cooler; Hydroboost System W/O Skid Control.....	≠80031			Return			
	Return - Gear To Cooler; Hydroboost System W/Skid Control.....	≠80031			1987			
	Return - Hydroboost To Pump; Hydroboost System W/O Skid Control		★36"		V-8 5.0 L ENG.			
	Return - Tee To Pump; Hydroboost System W/Skid Control.....		★36"		Pressure	71180		
	V-8 460 ENG.				Return; Eng. VIN F.....		★13"	
	Pressure - Hydroboost To Gear; Hydroboost System W/O Skid Control	71023			Return - From Gear; Eng. VIN E;		★18"	
	Pressure - Hydroboost To Gear; Hydroboost System W/Skid Control.....	71023			W/Cooler.....		★19"	
	Pressure - Pump To Hydroboost; Hydroboost System W/O Skid Control; Jan. 25 & Older.....	80134			Return - To Pump; Eng. VIN E;			
LIGHT TRUCKS	Pressure - Pump To Hydroboost; Hydroboost System W/O Skid Control; Jan. 26 & Newer; Use pump end of old hose.....	91568			W/Cooler.....			
	Pressure - Pump To Skid Control; Hydroboost System W/Skid Control	70697			1986			
	Pressure - Skid Control To Hydroboost; Hydroboost System W/Skid Control...	91451			V-8 5.0 L ENG.			
	Return - Cooler To Pump; Hydroboost System W/O Skid Control.....		★18"		Pressure	71180		
	Return - Cooler To Pump; Hydroboost System W/Skid Control.....		★18"		Return		★17"	
	Return - Gear To Cooler; Hydroboost System W/O Skid Control.....	≠80031			1985			
	Return - Gear To Cooler; Hydroboost System W/Skid Control.....	≠80031			6-CYL. 2.4 L DIESEL ENG.			
	Return - Hydroboost To Pump; Hydroboost System W/O Skid Control		★36"		Pressure - Hydroboost To Gear; Hydroboost System W/O Skid Control			
	Return - Tee To Pump; Hydroboost System W/Skid Control.....		★36"		Pressure - Hydroboost To Gear; Hydroboost System W/Skid Control.....	71253		
	MARK VI				Pressure - Pump To Hydroboost; Hydroboost System W/O Skid Control...	71252		
	1983-1982				Return - Filter To Pump; Hydroboost System W/O Skid Control.....		★12"	
	V-8 5.0 L ENG.				Return - Filter To Pump; Hydroboost System W/Skid Control.....		★10"	
	Pressure	71044			Return - Hydroboost To Pump; Hydroboost System W/O Skid Control		★42"	
	Return		★10"		Return - Skid Control To Pump; Hydroboost System W/Skid Control.....		★33"	
	1981				V-8 5.0 L ENG.			
	V-8 5.0 L ENG.				Pressure; Conventional System.....	71180		
	Pressure	71044			Pressure - Hydroboost To Gear; Hydroboost System W/O Skid Control	91507		
	Return	≠70551	★20"	39135	Pressure - Hydroboost To Gear; Hydroboost System W/Skid Control.....	91507		
	1980				Pressure - Pump To Hydroboost; Hydroboost System W/O Skid Control...	71194		
	V-8 5.0 L ENG.; V-8 5.8 L ENG.				Return; Conventional System		★	
	Pressure	71044			Return - Filter To Pump; Hydroboost System W/O Skid Control.....		★13"	
	Return	≠70551	★20"	39135	Return - Filter To Pump; Hydroboost System W/Skid Control.....		★10"	
	MARK VII				Return - Hydroboost To Pump; Hydroboost System W/O Skid Control		★33"	
	1992-1990				Return - Skid Control To Pump; Hydroboost System W/Skid Control.....		★33"	
	V-8 5.0 L ENG.				1984			
	Pressure	71666			6-CYL. 2.4 L DIESEL ENG.			
	Return		★15"		Pressure - Hydroboost To Gear.....	71253		
					Pressure - Pump To Hydroboost.....	71252		
					Return - Filter To Pump.....		★12"	
					Return - Hydroboost To Pump		★42"	
					V-8 5.0 L ENG.			
					Pressure; Conventional System.....	71180		
					Pressure - Hydroboost To Gear; Hydroboost System W/O Skid Control	91507		

ILLUSTRATIONS

* Cut From C.P.E. 3/8" I.D. Hose: 71350 (48"), 81352 (25").
 † Cut From S.A.E. 11/32" I.D. Hose: 80062 (12"), 80063 (24"), 80064 (36"), 81353 (25").
 ★ Cut From S.A.E. 3/8" I.D. Hose: 71224 (24"), 71236 (36"), 71206 (48"), 81206 (25"). May Also Use 3/8" C.P.E.
 † Cut From S.A.E. 5/8" I.D. Hose: 71351 (36").
 □ Cut From 1/2" I.D. Suction Hose: 71296 (36"), 81354 (10').
 † Cut From 5/8" I.D. Suction Hose: 71207 (42"), 81355 (10').
 * Cut From 3/4" I.D. Suction Hose: 71297 (36"), 81356 (10').
 ☆ See Page A14 For Pump or Gear Identification.

② Two Required.
 ③ Three Required.
 ④ Four Required.
 ≠ Cut To Fit.
 * Replaces Both Upper and Lower Hose.
 ▲ 252660 Adaptor Required For Some Models.
 † See Page A6 For Installation Procedure.

Power Steering Hose for Passenger Cars

Application	Assembly Number	Multi-Use Hose	End Fitting	Application	Assembly Number	Multi-Use Hose	End Fitting
LINCOLN - Continued				LINCOLN - Continued			
MARK VII - Continued				TOWN CAR - Continued			
1984 - Continued				1989-1982			
V-8 5.0 L ENG. - Continued				V-8 5.0 L ENG.			
Pressure - Pump To Hydroboost; Hydroboost System W/O Skid Control ...	71836			Pressure	71044		
Return; Conventional System		★		Return		★9"	
Return - Filter To Pump; Hydroboost System W/O Skid Control			★13"	1981			
Return - Hydroboost To Pump; Hydroboost System W/O Skid Control			★33"	V-8 5.0 L ENG.			
				Pressure	71044		
MARK VIII				Return	≠70551	★20"	39135
1995-1993				VERSAILLES			
V-8 4.6 L ENG.				1980			
Pressure	91836			V-8 5.0 L ENG.			
Return - Pipe To Reservoir; W/Cooler ...			★21"	Cyl.	80028		
				Pressure - Hydroboost To Control			
TOWN CAR				Valve (Control Valve End)	70723		
1995				Pressure - Hydroboost To Control			
V-8 4.6 L ENG.				Valve (Hydroboost End)	80032		
Pressure	80076			Pressure - Pump To Hydroboost (Hydroboost End)	70724		
Return; W/O Cooler; W/O Trlr. Tow. Pkg.	80222	★12"		Pressure - Pump To Hydroboost (Pump End)	71015		
Return - From Gear; W/Cooler; W/Trlr. Tow. Pkg.			★30"	Return - Control Valve To Junction Block	⊗70737		
				Return - Hydroboost To Pump		★20"	
1994				Return - Junction Block To Pump		★20"	
V-8 4.6 L ENG.				1979-1978			
Pressure	80076			V-8 302 ENG.			
Return; W/O Cooler	80222	★11"		Cyl.	⊗80028		
Return - Cooler To Pump		★		Pressure - Hydroboost To Control			
Return - Gear To Cooler		★		Valve (Control Valve End)	70723		
1993				Pressure - Hydroboost To Control			
V-8 4.6 L ENG.				Valve (Hydroboost End)	80032		
Pressure; Dec. 14 & Older	71827			Pressure - Pump To Hydroboost (Hydroboost End)	70724		
Pressure; Dec. 15 & Newer	80076			Pressure - Pump To Hydroboost (Pump End)	71016		
Return; W/O Cooler	80222	★11"		Return - Control Valve To Junction Block	⊗70737		
Return - Cooler To Pump		★		Return - Hydroboost To Pump		★24"	
Return - Gear To Cooler		★		Return - Junction Block To Pump		★20"	
1992				1977			
V-8 4.6 L ENG.				V-8 302 ENG.; V-8 351 ENG.			
Pressure	71827			Cyl.	⊗80028		
Return; W/O Cooler	80222	★11"		Pressure - Hydroboost To Control			
Return - Cooler To Pump		★		Valve (Control Valve End)	70723		
Return - Gear To Cooler		★		Pressure - Hydroboost To Control			
1991				Valve (Hydroboost End)	80032		
V-8 4.6 L ENG.				Pressure - Pump To Hydroboost (Hydroboost End)	70724		
Pressure	71827			Pressure - Pump To Hydroboost (Pump End)	70721		
Return; W/O Cooler		★11"		Return - Control Valve To Junction Block	⊗70737		
Return - Cooler To Pump		★		Return - Hydroboost To Pump		★24"	
Return - Gear To Cooler		★		Return - Junction Block To Pump		★20"	
1990				1977			
V-8 5.0 L ENG.				V-8 302 ENG.; V-8 351 ENG.			
Pressure	71444			Cyl.	⊗80028		
Return; W/O Cooler		★12"		Pressure - Hydroboost To Control			
Return - Cooler To Pump		★		Valve (Control Valve End)	70723		
Return - Gear To Cooler		★		Pressure - Hydroboost To Control			
				Valve (Hydroboost End)	80032		
				Pressure - Pump To Hydroboost (Hydroboost End)	70724		
				Pressure - Pump To Hydroboost (Pump End)	70721		
				Return - Control Valve To Junction Block	⊗70737		
				Return - Hydroboost To Pump		★24"	
				Return - Junction Block To Pump		★20"	

- SYSTEM PUMP & GEAR IDENT.
- SYSTEM & COMPONENT IDENT.
- PASS. CARS
- LIGHT TRUCKS
- MEDIUM/HEAVY TRUCKS
- BUSES
- HOSE NUMERICAL
- REPAIR KITS
- KIT NUMERICAL
- ILLUSTRATIONS

* Cut From C.P.E. 3/8" I.D. Hose: 71350 (48"), 81352 (25").
 † Cut From S.A.E. 11/32" I.D. Hose: 80062 (12"), 80063 (24"), 80064 (36"), 81353 (25").
 ★ Cut From S.A.E. 3/8" I.D. Hose: 71224 (24"), 71236 (36"), 71206 (48"), 81206 (25"). May Also Use 3/8" C.P.E.
 ♣ Cut From S.A.E. 5/8" I.D. Hose: 71351 (36").
 □ Cut From 1/2" I.D. Suction Hose: 71296 (36"), 81354 (10').
 ♠ Cut From 5/8" I.D. Suction Hose: 71207 (42"), 81355 (10').
 * Cut From 3/4" I.D. Suction Hose: 71297 (36"), 81356 (10').
 ☆ See Page A14 For Pump or Gear Identification.

⊗ Two Required.
 ⊕ Three Required.
 ⊙ Four Required.
 ≠ Cut To Fit.
 ⊗ Replaces Both Upper and Lower Hose.
 ▲ 252660 Adaptor Required For Some Models.
 ♣ See Page A6 For Installation Procedure.

Power Steering Hose for Passenger Cars

	Application	Assembly Number	Multi-Use Hose	End Fitting	Application	Assembly Number	Multi-Use Hose	End Fitting
SYSTEM PUMP & GEAR IDENT.	MAZDA				MAZDA - Continued			
SYSTEM & COMPONENT IDENT.	COSMO				MX-5 MIATA - Continued			
	1978-1976				1993-1990			
	2-ROTOR 80 ENG.				4-CYL. 1.6 L ENG.			
	Return.....		★42"		Pressure.....	71859		
	GLC				Return - Cooler To Reservoir.....		★8"	
	1985-1983				Return - Gear To Cooler.....		★10"	
	4-CYL. 1.5 L ENG.				MX-6			
	Pressure.....	71216			1995-1994			
	Return.....		★14"		4-CYL. 2.0 L ENG.			
PASS. CARS	MILLENNIA				Pressure - From Pump.....	80081		
	1995				Pressure - To Gear.....	91854		
	V-6 2.3 L ENG.; V-6 2.5 L ENG.				Return - Cooler To Reservoir.....		★10"	
	Return - Gear To Cooler.....		★31"		Return - Gear To Pipe; W/Cooler.....		★22"	
	MX-3				Return - Pipe To Cooler.....		★18"	
LIGHT TRUCKS	1995				V-6 2.5 L ENG.			
	4-CYL. 1.6 L ENG.				Pressure - From Pump; W/O Pressure			
	Pressure - From Pump.....	91751			Tube.....	71837		
	Pressure - To Gear.....	71857			Pressure - Pump To Gear; W/Pressure			
	Return - Cooler To Reservoir.....		★6"		Tube.....	91917		
	Return - Gear To Pipe; W/Cooler.....		★10"		Return - Cooler To Reservoir.....		★10"	
	Return - Pipe To Cooler.....		★6"		Return - Gear To Pipe.....		★22"	
MEDIUM/HEAVY TRUCKS	1994				Return - Pipe To Cooler.....		★18"	
	4-CYL. 1.6 L ENG.				1993			
	Pressure - From Pump.....	91751			4-CYL. 2.0 L ENG.			
	Pressure - To Gear.....	71857			Pressure - From Pump.....	80081		
	Return - Cooler To Reservoir.....		★6"		Pressure - To Gear.....	91739		
	Return - Gear To Pipe; W/Cooler.....		★10"		Return - Cooler To Reservoir.....		★10"	
	Return - Pipe To Cooler.....		★6"		Return - Gear To Pipe; W/Cooler.....		★22"	
BUSES	1994				Return - Pipe To Cooler.....		★18"	
	4-CYL. 1.6 L ENG.				V-6 2.5 L ENG.			
	Pressure - From Pump.....	91751			Pressure - From Pump; W/O Pressure			
	Pressure - To Gear.....	71857			Tube.....	71837		
	Return - Cooler To Reservoir.....		★6"		Pressure - Pump To Gear; W/Pressure			
	Return - Gear To Pipe; W/Cooler.....		★10"		Tube.....	91917		
	Return - Pipe To Cooler.....		★6"		Return - Cooler To Reservoir.....		★10"	
	V-6 1.8 L ENG.				Return - Gear To Pipe.....		★22"	
	Return - Cooler To Reservoir.....		★7"		Return - Pipe To Cooler.....		★18"	
	Return - Gear To Pipe; W/Cooler.....		★24"		1992-1989			
	Return - Pipe To Cooler.....		★16"		4-CYL. 2.2 L ENG.			
HOSE NUMERICAL	1993-1992				Pressure - From Pump; W/O 4-Wheel			
	4-CYL. 1.6 L ENG.				Stg.....	91683		
	Pressure - From Pump.....	91751			Pressure - To Pipe; W/O 4-Wheel Stg. .	71427		
	Pressure - To Gear.....	71857			Return - Cooler To Reservoir; W/O			
	Return - Cooler To Reservoir.....		★6"		Turbo; W/O 4-Wheel Stg.....		★12"	
	Return - Gear To Pipe; W/Cooler.....		★10"		Return - Cooler To Reservoir; W/Turbo;			
	Return - Pipe To Cooler.....		★6"		Lower; W/O 4-Wheel Stg.....		★15"	
REPAIR KITS	V-6 1.8 L ENG.				Return - Cooler To Reservoir; W/Turbo;			
	Pressure.....	71864			Upper; W/O 4-Wheel Stg.....		★12"	
	Return - Cooler To Reservoir.....		★7"		Return - Gear To Pipe; W/O 4-Wheel			
	Return - Gear To Pipe; W/Cooler.....		★24"		Stg.....		★7"	
	Return - Pipe To Cooler.....		★16"		Return - Pipe To Cooler; W/O Turbo;			
KIT NUMERICAL	MX-5 MIATA				W/O 4-Wheel Stg.....		★8"	
	1995-1994				Return - Pipe To Cooler; W/Turbo; Up-			
	4-CYL. 1.8 L ENG.				per; W/O 4-Wheel Stg.....		★8"	
	Pressure.....	71859			1988			
	Return - Cooler To Reservoir.....		★8"		4-CYL. 2.2 L ENG.			
	Return - Gear To Cooler.....		★10"		Pressure - From Pump.....	71426		
					Pressure - To Pipe.....	71427		
					Return - Cooler To Reservoir.....		★10"	

ILLUSTRATIONS

* Cut From C.P.E. 3/8" I.D. Hose: 71350 (48"), 81352 (25').
 † Cut From S.A.E. 11/32" I.D. Hose: 80062 (12"), 80063 (24"), 80064 (36"), 81353 (25').
 ★ Cut From S.A.E. 3/8" I.D. Hose: 71224 (24"), 71236 (36"), 71206 (48"), 81206 (25'). May Also Use 3/8" C.P.E.
 ♣ Cut From S.A.E. 5/8" I.D. Hose: 71351 (36").
 □ Cut From 1/2" I.D. Suction Hose: 71296 (36"), 81354 (10').
 ✦ Cut From 5/8" I.D. Suction Hose: 71207 (42"), 81355 (10').
 ✧ Cut From 3/4" I.D. Suction Hose: 71297 (36"), 81356 (10').
 ☆ See Page A14 For Pump or Gear Identification.

Ⓜ Two Required.
 Ⓝ Three Required.
 Ⓞ Four Required.
 Ⓢ Cut To Fit.
 Ⓠ Replaces Both Upper and Lower Hose.
 ▲ 252660 Adaptor Required For Some Models.
 ✦ See Page A6 For Installation Procedure.

Power Steering Hose for Passenger Cars

Application	Assembly Number	Multi-Use Hose	End Fitting	Application	Assembly Number	Multi-Use Hose	End Fitting
MAZDA - Continued				MAZDA - Continued			
MX-6 - Continued				RX-7 - Continued			
1988 - Continued				1985-1984			
4-CYL. 2.2 L ENG. - Continued				2-ROTOR 1.1 L ENG.; 2-ROTOR 1.3 L ENG.			
Return - Gear To Pipe; W/Cooler		★6"		Pressure	71294		
Return - Pipe To Cooler		★8"		Return - Cooler To Pump		★15"	
PROTEGE				Return - Union To Cooler			
1995							
4-CYL. 1.5 L ENG.				323			
Pressure	80295			1995			
Return - Cooler To Reservoir		★		4-CYL. 1.6 L ENG. (CANADA)			
Return - Pipe To Cooler		★		Pressure - From Pump	91751		
4-CYL. 1.8 L ENG.				Pressure - To Gear	71857		
Return - Cooler To Reservoir		★		Return - Cooler To Reservoir		★6"	
Return - Pipe To Cooler		★		Return - Gear To Pipe		★10"	
1994-1992				Return - Pipe To Cooler		★6"	
4-CYL. 1.8 L ENG.				1994-1993			
Pressure - From Pump	91751			4-CYL. 1.6 L ENG.; 4-CYL. 1.8 L ENG. (CANADA)			
Pressure - To Gear	71857			Pressure - From Pump	91751		
Return - Cooler To Reservoir		★6"		Pressure - To Gear	71857		
Return - Gear To Pipe		★10"		Return - Cooler To Reservoir		★6"	
Return - Pipe To Cooler		★6"		Return - Gear To Pipe		★10"	
1991-1990				Return - Pipe To Cooler		★6"	
4-CYL. 1.8 L ENG.				1992			
Pressure - From Pump; W/2WD	91751			4-CYL. 1.6 L ENG.			
Pressure - To Gear; W/2WD	71857			Pressure - From Pump	91751		
Return - Cooler To Reservoir; W/2WD ..		★6"		Pressure - To Gear	71857		
Return - Cooler To Reservoir; W/AWD ..		★6"		Return - Cooler To Reservoir		★6"	
Return - Gear To Pipe; W/2WD		★10"		Return - Gear To Pipe		★10"	
Return - Gear To Pipe; W/AWD		★6"		Return - Pipe To Cooler		★6"	
Return - Pipe To Cooler; W/2WD		★6"		1991-1990			
Return - Pipe To Cooler; W/AWD		★6"		4-CYL. 1.6 L ENG.; 4-CYL. 1.8 L ENG. (CANADA)			
RX-4				Pressure - From Pump	91751		
1978-1974				Pressure - To Gear	71857		
2-ROTOR 80 ENG.				Return - Cooler To Reservoir		★6"	
Return		★42"		Return - Gear To Pipe		★10"	
RX-7				Return - Pipe To Cooler		★6"	
1995-1993				1989-1986			
2-ROTOR 1.3 L ENG.				4-CYL. 1.6 L ENG.			
Pressure	80098			Pressure	71362		
Reservoir		⊕3"		Return - Gear To Pipe		★8"	
Return - Cooler To Reservoir		★24"		Return - Pipe To Reservoir		★15"	
Return - Gear To Cooler		★10"		626			
1991-1989				1995-1994			
2-ROTOR 1.3 L ENG.				4-CYL. 2.0 L ENG.			
Pressure; W/12mm End Fittings	71437			Pressure - From Pump	80081		
Pressure; W/16mm End Fittings	71858			Pressure - To Gear	91854		
Return - Cooler To Pump		★10"		Return - Cooler To Reservoir		★10"	
Return - Gear To Cooler		★12"		Return - Gear To Pipe; W/Cooler		★22"	
1988-1986				Return - Pipe To Cooler		★18"	
2-ROTOR 1.3 L ENG.				V-6 2.5 L ENG.			
Pressure; W/12mm End Fittings	71437			Pressure - From Pump; W/O Pressure			
Pressure; W/16mm End Fittings	71366			Tube	71837		
Return - Cooler To Pump		★10"		Pressure - Pump To Gear; W/Pressure			
				Tube	⊕91917		
				Return - Cooler To Reservoir		★	
				Return - Gear To Pipe		★	
				Return - Pipe To Cooler		★	

* Cut From C.P.E. 3/8" I.D. Hose: 71350 (48"), 81352 (25").
 † Cut From S.A.E. 11/32" I.D. Hose: 80062 (12"), 80063 (24"), 80064 (36"), 81353 (25").
 ★ Cut From S.A.E. 3/8" I.D. Hose: 71224 (24"), 71236 (36"), 71206 (48"), 81206 (25"). May Also Use 3/8" C.P.E.
 ♣ Cut From S.A.E. 5/8" I.D. Hose: 71351 (36").
 □ Cut From 1/2" I.D. Suction Hose: 71296 (36"), 81354 (10').
 ⊕ Cut From 5/8" I.D. Suction Hose: 71207 (42"), 81355 (10').
 * Cut From 3/4" I.D. Suction Hose: 71297 (36"), 81356 (10').
 ☆ See Page A14 For Pump or Gear Identification.

② Two Required.
 ③ Three Required.
 ④ Four Required.
 ⊕ Cut To Fit.
 ⊕ Replaces Both Upper and Lower Hose.
 ▲ 252660 Adaptor Required For Some Models.
 ♣ See Page A6 For Installation Procedure.

SYSTEM PUMP & GEAR IDENT.

SYSTEM & COMPONENT IDENT.

PASS. CARS

LIGHT TRUCKS

MEDIUM/HEAVY TRUCKS

BUSES

HOSE NUMERICAL

REPAIR KITS

KIT NUMERICAL

ILLUSTRATIONS

Power Steering Hose for Passenger Cars

	Application	Assembly Number	Multi-Use Hose	End Fitting	Application	Assembly Number	Multi-Use Hose	End Fitting
SYSTEM PUMP & GEAR IDENT.	MAZDA - Continued				MAZDA - Continued			
	626 - Continued				626 - Continued			
	1993				1985-1983			
SYSTEM & COMPONENT IDENT.	4-CYL. 2.0 L ENG.				4-CYL. 2.0 L ENG.			
	Pressure - From Pump.....	80081			Pressure - From Pump.....	71295		
	Pressure - To Gear.....	91739			Pressure - To Gear.....	80151		
	Return - Cooler To Reservoir.....		★10"		Return - To Pump.....		★18"	
	Return - Gear To Pipe; W/Cooler.....		★22"					
	Return - Pipe To Cooler.....		★18"					
	V-6 2.5 L ENG.				1982			
	Pressure - From Pump; W/O Pressure Tube.....	71837			4-CYL. 2.0 L ENG.			
	Pressure - Pump To Gear; W/Pressure Tube.....	91917			Return.....		★24"	
PASS. CARS	Return - Cooler To Reservoir.....		★10"					
	Return - Gear To Pipe; W/Cooler.....		★22"					
	Return - Pipe To Cooler.....		★18"					
	1992				929			
	4-CYL. 2.2 L ENG.				1995			
LIGHT TRUCKS	Pressure - From Pump; W/O 4-Wheel Stg.....	91683			V-6 3.0 L ENG.			
	Pressure - To Pipe; W/O 4-Wheel Stg. .	71427			Pressure.....	80152		
	Return - Cooler To Reservoir; W/O 4-Wheel Stg.....		★12"		Return - Gear To Pipe; W/Cooler.....		★12"	
	Return - Gear To Pipe; W/O 4-Wheel Stg.....		★7"		Return - Pipe To Reservoir.....		★14"	
	Return - Pipe To Cooler; W/O 4-Wheel Stg.....		★8"					
MEDIUM/HEAVY TRUCKS	1991-1989				1994-1992			
	4-CYL. 2.2 L ENG.				V-6 3.0 L ENG.			
	Pressure - From Pump; W/O 4-Wheel Stg.....	91683			Pressure.....	80152		
	Pressure - To Pipe; W/O 4-Wheel Stg. .	71427			Return - Cooler To Pump.....		★14"	
	Return - Cooler To Reservoir; W/O Turbo; W/O 4-Wheel Stg.....		★12"		Return - Gear To Pipe; W/Cooler.....		★12"	
	Return - Cooler To Reservoir; W/Turbo; Lower; W/O 4-Wheel Stg.....		★15"		Return - Pipe To Cooler.....		★12"	
	Return - Cooler To Reservoir; W/Turbo; Upper; W/O 4-Wheel Stg.....		★12"					
	Return - Gear To Pipe; W/O 4-Wheel Stg.....		★7"		1991-1990			
	Return - Pipe To Cooler; W/O Turbo; W/O 4-Wheel Stg.....		★8"		V-6 3.0 L ENG.			
	Return - Pipe To Cooler; W/Turbo; Upper; W/O 4-Wheel Stg.....		★8"		Return - Cooler To Pump; W/DOHC Eng.....		★15"	
BUSES	1988				Return - Cooler To Pump; W/SOHC Eng.....		★13"	
	4-CYL. 2.2 L ENG.				Return - Gear To Pipe; W/Cooler; W/DOHC Eng.....		★14"	
	Pressure - From Pump.....	91683			Return - Gear To Pipe; W/Cooler; W/SOHC Eng.....		★12"	
	Pressure - To Pipe.....	71427			Return - Pipe To Cooler; W/DOHC Eng.....		★6"	
	Return - Cooler To Reservoir.....		★10"		Return - Pipe To Cooler; W/SOHC Eng.....		★7"	
	Return - Gear To Pipe.....		★6"					
	Return - Pipe To Cooler.....		★8"		1989-1988			
HOSE NUMERICAL	1988				V-6 3.0 L ENG.			
	4-CYL. 2.2 L ENG.				Pressure.....	71438		
	Pressure - From Pump.....	91683			Return - Cooler To Pump.....		★12"	
	Pressure - To Pipe.....	71427			Return - Gear To Pipe; W/Cooler.....		★12"	
	Return - Cooler To Reservoir.....		★10"		Return - Pipe To Cooler.....		★6"	
	Return - Gear To Pipe.....		★6"					
	Return - Pipe To Cooler.....		★8"		240D			
REPAIR KITS	1987-1986				1983-1980			
	4-CYL. 2.0 L ENG.				4-CYL. 2.4 L DIESEL ENG.			
	Pressure - From Pump.....	71295			Pressure.....	71205		
	Pressure - To Pipe.....	71363			Return.....		★	
	Return - Gear To Pipe; W/O Turbo.....		★17"					
	Return - Gear To Pipe; W/Turbo.....		★18"		1979-1977			
	Return - Pipe To Reservoir; W/O Turbo		★9"		4-CYL. 147 DIESEL ENG.			
	Return - Pipe To Reservoir; W/Turbo....		★7"		Pressure.....	71205		
					Return.....		★	
KIT NUMERICAL								

ILLUSTRATIONS

* Cut From C.P.E. 3/8" I.D. Hose: 71350 (48"), 81352 (25').
 † Cut From S.A.E. 11/32" I.D. Hose: 80062 (12"), 80063 (24"), 80064 (36"), 81353 (25').
 ★ Cut From S.A.E. 3/8" I.D. Hose: 71224 (24"), 71236 (36"), 71206 (48"), 81206 (25'). May Also Use 3/8" C.P.E.
 ❖ Cut From S.A.E. 5/8" I.D. Hose: 71351 (36").
 □ Cut From 1/2" I.D. Suction Hose: 71296 (36"), 81354 (10').
 ❖ Cut From 5/8" I.D. Suction Hose: 71207 (42"), 81355 (10').
 * Cut From 3/4" I.D. Suction Hose: 71297 (36"), 81356 (10').
 ☆ See Page A14 For Pump or Gear Identification.

② Two Required.
 ③ Three Required.
 ④ Four Required.
 ≍ Cut To Fit.
 * Replaces Both Upper and Lower Hose.
 ▲ 252660 Adaptor Required For Some Models.
 ❖ See Page A6 For Installation Procedure.

Power Steering Hose for Passenger Cars

Application	Assembly Number	Multi-Use Hose	End Fitting	Application	Assembly Number	Multi-Use Hose	End Fitting	
MERCEDES-BENZ - Continued				MERCURY - Continued				SYSTEM PUMP & GEAR IDENT.
300CD				BOBCAT - Continued				
1983-1980				1979				SYSTEM & COMPONENT IDENT.
5-CYL. 3.0 L DIESEL ENG.				4-CYL. 140 ENG.				
Pressure	71205	★		Pressure	71020			
Return				Return; W/O Cooler		★25"		
1979-1978				Return - Cooler To Pump				★30"
5-CYL. 183 DIESEL ENG.				Return - From Gear; W/Cooler				★36" 39114
Pressure	71205	★		V-6 171 ENG.				
Return				Return	★91885	★	39114	
300D				1978				PASS. CARS
1983-1980				4-CYL. 140 ENG.				
5-CYL. 3.0 L DIESEL ENG.				Pressure				71020
Pressure	71205	★		Return - Cooler To Pump		★36"		
Return				Return - From Gear; W/Cooler	★91885	★26"	39114	
1979-1977				V-6 171 ENG.				LIGHT TRUCKS
5-CYL. 183 DIESEL ENG.				Return - Cooler To Pump				
Pressure	71205	★		Return - From Gear; W/Cooler	★91885	★26"	39114	
Return				1977				MEDIUM/HEAVY TRUCKS
300SD				4-CYL. 140 ENG.				
1983-1980				Pressure; W/Flared Fitting; Jun. 1, 1977 & Older				70680
5-CYL. 3.0 L DIESEL ENG.				Pressure; W/O-Ring Fitting; Jun. 2, 1977 & Newer				71020
Pressure	71205	★		Return; W/Flared Fitting		★	39135	
Return				Return; W/O-Ring Fitting	★91885	★	39114	
1979-1978				Return - Cooler To Pump				★30"
5-CYL. 183 DIESEL ENG.				V-6 171 ENG.				BUSES
Pressure	71205	★		Pressure; W/Flared Fitting; Jun. 1, 1977 & Older				
Return				Return; W/Flared Fitting	70680	★	39135	
300TD				Return; W/O-Ring Fitting				★91885
1983-1980				Return - Cooler To Pump				★30"
5-CYL. 3.0 L DIESEL ENG.				1976-1975				HOSE NUMERICAL
Pressure	71205	★		4-CYL. 140 ENG.; V-6 171 ENG.				
Return				Pressure	70680			
1979				Return; W/O Cooler				91884
5-CYL. 183 DIESEL ENG.				Return - Cooler To Pump				★
Pressure	71205	★		Return - From Gear; W/Cooler		★	39135	
Return				CAPRI				REPAIR KITS
300SD				1994-1991				
1983-1980				4-CYL. 1.6 L ENG.				KIT NUMERICAL
5-CYL. 3.0 L DIESEL ENG.				Pressure				
Pressure	71205	★		Return - From Gear		★6"		
Return				Return - To Reservoir		★15"		
1979				1986-1984				ILLUSTRATIONS
5-CYL. 183 DIESEL ENG.				4-CYL. 2.3 L ENG.				
Pressure	71205	★		Pressure	71180			
Return				Return; W/O Cooler		★18"		
MERCURY				Return - Cooler To Pump				★25"
IMPORTANT: PLEASE NOTE. To select correct replacement parts, it may be necessary to identify the code character for the engine by looking at the VIN (Vehicle Identification Number) located on the dash panel. For 1981 and newer cars, refer to the 8th digit of VIN for the correct engine code. For 1980 and older cars, refer to the 5th digit of VIN for the correct engine code.								
BOBCAT				Return - From Gear; W/Cooler				★18"
1980				V-6 3.8 L ENG.				REPAIR KITS
4-CYL. 2.3 L ENG.				Pressure; W/A.C.				
Pressure	71020			Pressure; W/O A.C.	71235			
Return - Cooler To Pump		★19"		Return; W/A.C.	★71116	★17"		
Return - From Gear; W/Cooler	★91885	★	39114	Return; W/O A.C.	★71116	★24"		

* Cut From C.P.E. 3/8" I.D. Hose: 71350 (48"), 81352 (25").
 † Cut From S.A.E. 1 1/32" I.D. Hose: 80062 (12"), 80063 (24"), 80064 (36"), 81353 (25").
 ★ Cut From S.A.E. 3/8" I.D. Hose: 71224 (24"), 71236 (36"), 71206 (48"), 81206 (25"). May Also Use 3/8" C.P.E.
 ❖ Cut From S.A.E. 5/8" I.D. Hose: 71351 (36").
 □ Cut From 1/2" I.D. Suction Hose: 71296 (36"), 81354 (10').
 ❖ Cut From 5/8" I.D. Suction Hose: 71207 (42"), 81355 (10').
 * Cut From 3/4" I.D. Suction Hose: 71297 (36"), 81356 (10').
 ☆ See Page A14 For Pump or Gear Identification.

② Two Required.
 ③ Three Required.
 ④ Four Required.
 < Cut To Fit.
 * Replaces Both Upper and Lower Hose.
 ▲ 252660 Adaptor Required For Some Models.
 ❖ See Page A6 For Installation Procedure.

Power Steering Hose for Passenger Cars

	Application	Assembly Number	Multi-Use Hose	End Fitting	Application	Assembly Number	Multi-Use Hose	End Fitting	
SYSTEM PUMP & GEAR IDENT.	MERCURY - Continued				MERCURY - Continued				
SYSTEM & COMPONENT IDENT.	CAPRI - Continued				CAPRI - Continued				
	1986-1984 - Continued				1981 - Continued				
	V-8 5.0 L ENG.				V-8 4.2 L ENG. - Continued				
	Pressure	71180			Return - From Gear; W/Ford Rack & Pinion Gear; ☆Q.....	≈71116			
	Return - Cooler To Pump.....		★22"		Return - From Gear; W/TRW Rack & Pinion Gear; ☆R.....	≈71007			
	Return - From Gear; W/Cooler.....	≈71116	★18"						
	1983				1980				
	4-CYL. 2.3 L ENG.				4-CYL. 2.3 L ENG.; 6-CYL. 3.3 L ENG.; V-8 4.2 L ENG.				
	Pressure	71180			Pressure; W/Ford Rack & Pinion Gear; ☆Q	71118			
	Return	≈71116	★18"		Pressure; W/TRW Rack & Pinion Gear; ☆R.....	71061			
	V-6 3.8 L ENG.				Return; W/Ford Rack & Pinion Gear; Jun. 7 & Newer; ☆Q				★
PASS. CARS	Pressure; W/A.C.....	71180			Return; W/TRW Rack & Pinion Gear; Jun. 6 & Older; ☆R.....	≈71155			
	Pressure; W/O A.C.....	71235			Return; W/TRW Rack & Pinion Gear; Jun. 7 & Newer; ☆R		★		
	Return; W/A.C.....	≈71116	★18"		Return - Cooler To Pump.....		★19"		
	Return; W/O A.C.....	≈71116	★24"						
	V-8 5.0 L ENG.				1979				
	Pressure	71180			4-CYL. 140 ENG.; 6-CYL. 200 ENG.; V-6 171 ENG.; V-8 302 ENG.				
	Return - Cooler To Pump.....		★25"		Pressure; W/Ford Rack & Pinion Gear; ☆Q	71061			
	Return - From Gear; W/Cooler.....	≈71116	★18"		Pressure; W/TRW Rack & Pinion Gear; ☆R.....	71020			
LIGHT TRUCKS	1982				Return; W/Ford Rack & Pinion Gear; ☆Q				★22"
	4-CYL. 2.3 L ENG.; 6-CYL. 3.3 L ENG.				Return; W/TRW Rack & Pinion Gear; ☆R.....				★22"
	Pressure; W/Ford Rack & Pinion Gear; ☆Q	71180			Return - Cooler To Pump.....		★26"		
	Pressure; W/TRW Rack & Pinion Gear; ☆R.....	80191							
	Return; W/Ford Rack & Pinion Gear; ☆Q	≈71116	★22"		1977-1976				
	Return; W/TRW Rack & Pinion Gear; ☆R.....	≈71007	★22"		4-CYL. 140 ENG.				
	V-8 4.2 L ENG.; V-8 5.0 L ENG.				Return - Cooler To Pump.....				★
	Pressure; W/Ford Rack & Pinion Gear; ☆Q	71180			Return - From Gear.....		★		
	Pressure; W/TRW Rack & Pinion Gear; ☆R.....	80191			V-6 171 ENG.				
	Return; W/Ford Rack & Pinion Gear; ☆Q	≈71116	★18"		Reservoir		★		
	Return; W/O Cooler.....		★16"		Return - Cooler To Pump.....		★		
	Return; W/TRW Rack & Pinion Gear; ☆R.....	≈71007	★18"		COLONY PARK				
	Return - Cooler To Pump.....		★23"		1991-1990				
	1981				V-8 5.0 L ENG.				
	4-CYL. 2.3 L ENG.; 6-CYL. 3.3 L ENG.				Pressure				71425
	Pressure; W/Ford Rack & Pinion Gear; ☆Q	71118			Return; W/O Cooler.....		★9"		
	Pressure; W/TRW Rack & Pinion Gear; ☆R.....	71061			Return - Cooler To Pump.....		★25"		
	Return; W/Ford Rack & Pinion Gear; ☆Q	≈71116	★18"		Return - Gear To Cooler		★13"		
	Return; W/TRW Rack & Pinion Gear; ☆R.....	≈71007	★18"		1989				
	Return - Cooler To Pump.....		★19"		V-8 5.0 L ENG.				
	V-8 4.2 L ENG.				Pressure				71044
	Pressure; W/Ford Rack & Pinion Gear; ☆Q	71180			Return; W/O Cooler.....		★9"		
	Pressure; W/TRW Rack & Pinion Gear; ☆R.....	80191			Return - Cooler To Pump.....		★25"		
	Return; W/Ford Rack & Pinion Gear; W/O Cooler; ☆Q.....		★19"		Return - Gear To Cooler		★13"		
	Return - Cooler To Pump; W/TRW Rack & Pinion Gear; ☆R		★20"		1988-1987				
	1981				V-8 5.0 L ENG.; V-8 5.8 L ENG. (CANADA)				
	Pressure				Pressure				71044
	Return; W/O Cooler.....				Return; W/O Cooler.....				★9"
	Return - Cooler To Pump.....				Return - Cooler To Pump.....				★25"

* Cut From C.P.E. 3/8" I.D. Hose: 71350 (48"), 81352 (25").
 † Cut From S.A.E. 11/32" I.D. Hose: 80062 (12"), 80063 (24"), 80064 (36"), 81353 (25").
 ★ Cut From S.A.E. 3/8" I.D. Hose: 71224 (24"), 71236 (36"), 71206 (48"), 81206 (25"). May Also Use 3/8" C.P.E.
 ❖ Cut From S.A.E. 5/8" I.D. Hose: 71351 (36").
 □ Cut From 1/2" I.D. Suction Hose: 71296 (36"), 81354 (10').
 ❖ Cut From 5/8" I.D. Suction Hose: 71207 (42"), 81355 (10').
 * Cut From 3/4" I.D. Suction Hose: 71297 (36"), 81356 (10').
 ☆ See Page A14 For Pump or Gear Identification.

② Two Required.
 ③ Three Required.
 ④ Four Required.
 ≈ Cut To Fit.
 * Replaces Both Upper and Lower Hose.
 ▲ 252660 Adaptor Required For Some Models.
 ❖ See Page A6 For Installation Procedure.

Power Steering Hose for Passenger Cars

Application	Assembly Number	Multi-Use Hose	End Fitting	Application	Assembly Number	Multi-Use Hose	End Fitting
MERCURY - Continued				MERCURY - Continued			
COLONY PARK - Continued				COMET - Continued			
1988-1987 - Continued				1976 - Continued			
V-8 5.0 L ENG.; V-8 5.8 L ENG. (CANADA) - Continued				6-CYL. 250 ENG. - Continued			
Return - Gear To Cooler		★13"		Pressure; W/Flared Fitting	80155		
				Pressure; W/O-Ring Fitting	80027		
				Return; W/Flared Fitting	★80113	★	39860
				Return; W/O-Ring Fitting	★80030		
				Return - Cooler To Pump		★	
1974				V-8 302 ENG.			
V-8 400 ENG.				Cyl.; W/Flared Fitting			
Pressure; W/Ford P.S. Pump; ☆C	91848				②70640		
Pressure; W/Saginaw P.S. Pump; ☆B	70677			Cyl.; W/O-Ring Fitting	②80028		
Return - Cooler To Pump		★28"		Pressure - Control Valve End; W/Flared			
Return - From Gear; W/Cooler	★80031	★42"	39859	Fitting	70679		
V-8 460 ENG.				Pressure - Control Valve End;			
Pressure; W/A.C.; May 1 & Older	80189			W/O-Ring Fitting	80029		
Pressure; W/A.C.; May 2 & Newer	70677			Pressure - Pump End; W/Flared Fitting.	70682		
Pressure; W/O A.C.	80189			Pressure - Pump End; W/O-Ring Fitting	70710		
Return - Cooler To Pump		★28"		Return - Control Valve End; W/Flared			
Return - From Gear; W/Cooler	★80031	★42"	39859	Fitting	★80113	★	39860
1973				Return - Control Valve End; W/O-Ring			
V-8 400 ENG.				Fitting			
Pressure; W/Ford P.S. Pump; ☆C	91848				③70737		
Pressure; W/Saginaw P.S. Pump; ☆B	70677			Return - Control Valve To Cooler;			
Return - Cooler To Pump		★28"		W/Flared Fitting	③70737		
Return - From Gear; W/Cooler	★80031	★42"	39859	Return - Control Valve To Cooler;			
V-8 429 ENG.; V-8 460 ENG.				W/O-Ring Fitting			
Pressure	80189				③70656		
Return - Cooler To Pump		★28"		Return - Cooler To Pump		★26"	
Return - From Gear; W/Cooler	★80031	★42"	39859	1975			
1972				6-CYL. 200 ENG.			
V-8 400 ENG.; V-8 429 ENG.				Cyl.			
Pressure; Mar. 13 & Older	71262				②70640		
Pressure; Mar. 14 & Newer	91848			Pressure	80157		
Return - Cooler To Pump		★26"		Return	★80113	★32"	39860
Return - From Gear; W/Cooler	★80031	★26"	39859	6-CYL. 250 ENG.			
1971				Cyl.			
V-8 400 ENG.; V-8 429 ENG.				Pressure			
Pressure	70660				②70640		
Return - Cooler To Pump		★20"		Pressure	80155		
Return - From Gear; W/Cooler	★80114	★25"	39859	Return	★80113	★	39860
COMET				V-8 302 ENG.			
1977				Cyl.			
6-CYL. 200 ENG.; 6-CYL. 250 ENG.				Pressure - Control Valve End			
Cyl.	②80028				80029		
Pressure	80027			Pressure - Pump End	70710		
Return	★80030			Return - Pump End	③70737		
V-8 302 ENG.				1976			
Cyl.	②80028			6-CYL. 200 ENG.			
Pressure - Control Valve End	80029			Cyl.	②70640		
Pressure - Pump End	70710			Pressure	80157		
Return - Pump End	③70737			Return	★80113	★	39860
1976				6-CYL. 250 ENG.			
6-CYL. 200 ENG.				Cyl.; W/Flared Fitting			
Cyl.	②70640				②70640		
Pressure	80157			Cyl.; W/O-Ring Fitting	②80028		
Return	★80113	★	39860	1972-1971			
6-CYL. 250 ENG.				6-CYL. 170 ENG.; 6-CYL. 200 ENG.			
Cyl.; W/Flared Fitting	②70640			Cyl.	②70640		
Cyl.; W/O-Ring Fitting	②80028			Pressure	80157		
				Return	★80113	★38"	39860
				6-CYL. 250 ENG.			
				Cyl.	②70640		

* Cut From C.P.E. 3/8" I.D. Hose: 71350 (48"), 81352 (25").
 † Cut From S.A.E. 11/32" I.D. Hose: 80062 (12"), 80063 (24"), 80064 (36"), 81353 (25").
 ★ Cut From S.A.E. 3/8" I.D. Hose: 71224 (24"), 71236 (36"), 71206 (48"), 81206 (25"). May Also Use 3/8" C.P.E.
 ♣ Cut From S.A.E. 5/8" I.D. Hose: 71351 (36").
 □ Cut From 1/2" I.D. Suction Hose: 71296 (36"), 81354 (10').
 ⚡ Cut From 5/8" I.D. Suction Hose: 71207 (42"), 81355 (10').
 ✱ Cut From 3/4" I.D. Suction Hose: 71297 (36"), 81356 (10').
 ☆ See Page A14 For Pump or Gear Identification.

② Two Required.
 ③ Three Required.
 ④ Four Required.
 ★ Cut To Fit.
 ♣ Replaces Both Upper and Lower Hose.
 ▲ 252660 Adaptor Required For Some Models.
 ✱ See Page A6 For Installation Procedure.

SYSTEM PUMP & GEAR IDENT.

SYSTEM & COMPONENT IDENT.

PASS. CARS

LIGHT TRUCKS

MEDIUM/HEAVY TRUCKS

BUSES

HOSE NUMERICAL

REPAIR KITS

KIT NUMERICAL

ILLUSTRATIONS

Power Steering Hose for Passenger Cars

	Application	Assembly Number	Multi-Use Hose	End Fitting	Application	Assembly Number	Multi-Use Hose	End Fitting
SYSTEM PUMP & GEAR IDENT.	MERCURY - Continued				MERCURY - Continued			
SYSTEM & COMPONENT IDENT.	COMET - Continued				COMET - Continued			
PASS. CARS	1972-1971 - Continued				1966 - Continued			
	6-CYL. 250 ENG. - Continued				V-8 390 ENG.			
	Pressure	70652			Cyl.....	②70640		
	Return	③80113	★38"	39860	Return	④70656		
	V-8 302 ENG.				1965			
	Cyl.....	②70640			6-CYL. 200 ENG.			
	Pressure - Control Valve End.....	70679			Cyl.....	②70608		
	Pressure - Pump End.....	70678			Pressure	80024		
	Return - Control Valve End.....	④70656			Return	③80113	★	39860
	1969				V-8 289 ENG.			
	6-CYL. 250 ENG.				Cyl.....			
	Cyl.....	②70640			Return	③80113	★	39860
	Pressure	70652			1964			
	Return	③80113	★38"	39860	6-CYL. 170 ENG.; 6-CYL. 200 ENG.			
	V-8 302 ENG.; V-8 351 ENG.				Cyl.....			
	Cyl.....	②70640			Return	②70608	★	
	Pressure - Control Valve End.....	70679			V-8 260 ENG.; V-8 289 ENG.			
	Return - Control Valve End.....	④70656			Pressure	80022		
	Return - Cooler To Pump.....		★		Return	③80023	★26"	39861
LIGHT TRUCKS	V-8 390 ENG.				1963			
	Cyl.....	②70640			6-CYL. 144 ENG.; 6-CYL. 170 ENG.			
	Return	④70656			Cyl.....	②70608		
	1968				Return			
	6-CYL. 200 ENG.				Return			
	Cyl.....	②70640			Pressure	80022		
	Pressure	70652			Return	③80023	★26"	39861
	Return - Cooler To Pump.....		★		COUGAR			
	Return - From Gear.....	③80113	★	39860	1995-1994			
	V-8 302 ENG.				V-6 3.8 L ENG.			
	Cyl.....	②70640			Pressure; W/O Variable Assist.....	91767		
	Pressure	70653			Pressure; W/Variable Assist; Pressure			
	Return	③80113	★	39860	fitting of pump is equipped with an			
	V-8 390 ENG.				electronic sender on vehicles with			
	Cyl.....	②70640			variable assist.	91766	★16"	39104
	Pressure	70653			Return			
	Return	③80113	★	39860	V-8 4.6 L ENG.			
	V-8 427 ENG.; V-8 428 ENG.				Pressure			
	Cyl.....	②70640			Return - Pipe To Reservoir; W/Cooler...	91836	★21"	
	Return; W/O A.C.....	④70656			1993-1991			
	1967				V-6 3.8 L ENG.			
	6-CYL. 200 ENG.				Pressure; W/O Variable Assist.....			
	Cyl.....	②70640			Pressure; W/Variable Assist; Pressure	91767		
	Pressure; W/1/4" Control Valve Fitting...	80024			fitting of pump is equipped with an			
	Pressure; W/5/16" Control Valve Fitting.	70652			electronic sender on vehicles with			
	Return	③80113	★	39860	variable assist.	91766	★16"	39104
	V-8 289 ENG.				Return			
	Cyl.....	②70640			V-8 5.0 L ENG.			
	Pressure; W/1/4" Control Valve Fitting...	80025			Pressure; W/O Variable Assist.....	91842		
	Pressure; W/5/16" Control Valve Fitting.	70653			Pressure; W/Variable Assist; Pressure			
	Return	③80113	★	39860	fitting of pump is equipped with an			
	V-8 390 ENG.				electronic sender on vehicles with			
	Cyl.....	②70640			variable assist.	91841		
	Return	④70656			Return - Cooler To Pump.....		★21"	
	1966				Return - From Gear.....			
	6-CYL. 200 ENG.; V-8 289 ENG.				39104			
	Cyl.....	②70640						
	Pressure	80024						
	Return	③80113	★	39860				

<p>ILLUSTRATIONS</p> <p>* Cut From C.P.E. 3/8" I.D. Hose: 71350 (48"), 81352 (25'). † Cut From S.A.E. 11/32" I.D. Hose: 80062 (12"), 80063 (24"), 80064 (36"), 81353 (25'). ★ Cut From S.A.E. 3/8" I.D. Hose: 71224 (24"), 71236 (36"), 71206 (48"), 81206 (25'). May Also Use 3/8" C.P.E. ❖ Cut From S.A.E. 5/8" I.D. Hose: 71351 (36"). □ Cut From 1/2" I.D. Suction Hose: 71296 (36"), 81354 (10'). ❖ Cut From 5/8" I.D. Suction Hose: 71207 (42"), 81355 (10'). ✱ Cut From 3/4" I.D. Suction Hose: 71297 (36"), 81356 (10'). ☆ See Page A14 For Pump or Gear Identification.</p>	<p>② Two Required. ③ Three Required. ④ Four Required. ⑤ Cut To Fit. ✪ Replaces Both Upper and Lower Hose. ▲ 252660 Adaptor Required For Some Models. ❖ See Page A6 For Installation Procedure.</p>
--	--

Power Steering Hose for Passenger Cars

Application	Assembly Number	Multi-Use Hose	End Fitting	Application	Assembly Number	Multi-Use Hose	End Fitting
MERCURY - Continued				MERCURY - Continued			
COUGAR - Continued				COUGAR - Continued			
1990				1985-1984			
V-6 3.8 L ENG.				4-CYL. 2.3 L ENG.			
Pressure; W/O Supercharger; W/O Variable Assist	91767			Pressure	71180		
Pressure; W/O Supercharger; W/Variable Assist; Pressure fitting of pump is equipped with an electronic sender on vehicles with variable assist	91766			Return	☉71116	★18"	
Pressure; W/Supercharger	91840			V-6 3.8 L ENG.			
Return; W/O Supercharger		★16"		Pressure; Canada	71235		
Return - Cooler To Pump; W/Supercharger		★16"		Pressure; W/Dealer Inst. A.C.; Exc. Canada	71180		
				Pressure; W/Factory Inst. A.C.; Exc. Canada	71235		
				Return; Canada	☉71116		
				Return; Exc. Canada	☉71116	★24"	
				V-8 5.0 L ENG.			
				Pressure; W/O Trlr. Tow. Pkg.	71180		
				Pressure; W/Trlr. Tow. Pkg.	91886		
				Return; W/O Trlr. Tow. Pkg.	☉71116	★19"	
				Return; W/Trlr. Tow. Pkg.	☉71116		
				1983			
				V-6 3.8 L ENG.			
				Pressure; Canada	91504		
				Pressure; Exc. Canada	71235		
				Return	☉71116	★24"	
				V-8 5.0 L ENG.			
				Pressure; W/O Trlr. Tow. Pkg.	71180		
				Pressure; W/Trlr. Tow. Pkg.	71212		
				Return	☉71116	★19"	
				1982			
				4-CYL. 2.3 L ENG.			
				Pressure; W/Ford Rack & Pinion Gear; ☆Q	71118		
				Pressure; W/TRW Rack & Pinion Gear; ☆R	71061		
				Return - Cooler To Pump		★20"	
				Return - From Gear; W/Cooler	☉71007		
				6-CYL. 3.3 L ENG.			
				Pressure	71180		
				Return	☉71116		
				V-6 3.8 L ENG.			
				Pressure; W/A.C.	71180		
				Pressure; W/O A.C.	71235		
				Return; W/O Cooler; Exc. XR-7		★24"	
				Return - Cooler To Pump; Exc. XR-7		★26"	
				Return - From Gear; XR-7	☉71116	★16"	
				Return - Gear To Cooler; Exc. XR-7	☉71116	★17"	
				V-8 4.2 L ENG.			
				Pressure	71180		
				Return; W/O Cooler	☉71116	★16"	
				Return - Cooler To Pump		★23"	
				Return - From Gear	☉71116	★18"	
				1981			
				4-CYL. 2.3 L ENG.			
				Pressure; W/Ford Rack & Pinion Gear; ☆Q	71118		
				Pressure; W/TRW Rack & Pinion Gear; ☆R	71061		
				Return - Cooler To Pump		★20"	
				Return - From Gear; W/Cooler	☉71007		

- SYSTEM PUMP & GEAR IDENT.
- SYSTEM & COMPONENT IDENT.
- PASS. CARS
- LIGHT TRUCKS
- MEDIUM/HEAVY TRUCKS
- BUSES
- HOSE NUMERICAL
- REPAIR KITS
- KIT NUMERICAL
- ILLUSTRATIONS

* Cut From C.P.E. 3/8" I.D. Hose: 71350 (48"), 81352 (25').
 † Cut From S.A.E. 11/32" I.D. Hose: 80062 (12"), 80063 (24"), 80064 (36"), 81353 (25').
 ★ Cut From S.A.E. 3/8" I.D. Hose: 71224 (24"), 71236 (36"), 71206 (48"), 81206 (25'). May Also Use 3/8" C.P.E.
 ♣ Cut From S.A.E. 5/8" I.D. Hose: 71351 (36").
 □ Cut From 1/2" I.D. Suction Hose: 71296 (36"), 81354 (10').
 ♠ Cut From 5/8" I.D. Suction Hose: 71207 (42"), 81355 (10').
 ✱ Cut From 3/4" I.D. Suction Hose: 71297 (36"), 81356 (10').
 ☆ See Page A14 For Pump or Gear Identification.

② Two Required.
 ③ Three Required.
 ④ Four Required.
 ☉ Cut To Fit.
 ☼ Replaces Both Upper and Lower Hose.
 ▲ 252660 Adaptor Required For Some Models.
 ♣ See Page A6 For Installation Procedure.

Power Steering Hose for Passenger Cars

	Application	Assembly Number	Multi-Use Hose	End Fitting	Application	Assembly Number	Multi-Use Hose	End Fitting
SYSTEM PUMP & GEAR IDENT.	MERCURY - Continued				MERCURY - Continued			
SYSTEM & COMPONENT IDENT.	COUGAR - Continued				COUGAR - Continued			
	1981 - Continued				1976-1974 - Continued			
	6-CYL. 3.3 L ENG.; V-8 4.2 L ENG.				V-8 351 ENG. - Continued			
	Pressure; Exc. XR-7; W/Ford Rack & Pinion Gear; ☆Q.....	71118			Pressure; W/Ford Stg. Gear; W/Windsor Eng.; ☆P.....	70674		
	Pressure; Exc. XR-7; W/TRW Rack & Pinion Gear; ☆R.....	71061			Pressure; W/Saginaw Stg. Gear; W/4-Bolt Housing; ☆N.....	70704		
	Pressure; XR-7.....	71180			Return - Cooler To Pump.....		★18"	
	Return; XR-7.....	≠71116	★14"		Return - From Gear; W/Cooler.....	≠80031	★21"	39859
	Return - Cooler To Pump; Exc. XR-7....		★20"		V-8 400 ENG.; V-8 460 ENG.			
	Return - From Gear; Exc. XR-7;				Pressure; W/Ford Stg. Gear; ☆P.....	71262		
	W/Cooler.....	≠71007			Pressure; W/Saginaw Stg. Gear; W/4-Bolt Housing; ☆N.....	70704		
PASS. CARS	V-8 5.0 L ENG.				Return - Cooler To Pump.....			
	Pressure.....	71180			Return - From Gear; W/Cooler.....	≠80031	★18"	39859
	Return.....	≠71116	★14"		1973			
	1980				V-8 351 ENG.			
	6-CYL. 3.3 L ENG.; V-8 4.2 L ENG.; V-8 5.0 L ENG.				Pressure - To Gear.....			
	Pressure.....	71117			Return - Cooler To Pump.....		★19"	
	Return.....	≠71116			Return - From Gear; W/Cooler.....	≠70629	★28"	39859
LIGHT TRUCKS	1979				1972			
	V-8 302 ENG.; V-8 351 ENG.				V-8 351 ENG.			
	Pressure; W/Ford Stg. Gear; ☆P.....	71009			Pressure - To Gear; W/2 Ft. Hose; Late.....	70669		
	Pressure; W/Saginaw Stg. Gear; W/O Police, Taxi Pkg.; ☆N.....	71059			Pressure - To Gear; W/5 Ft. Hose.....	70670		
	Return; W/Ford Stg. Gear; ☆P.....		★12"	39135	Return - Cooler To Pump.....		★19"	
MEDIUM/HEAVY TRUCKS			★12"		Return - From Gear; W/Cooler.....	≠70629	★28"	39859
	1978				1971			
	V-8 302 ENG.				V-8 351 ENG.			
	Pressure; W/Ford Stg. Gear; W/O Police, Taxi Pkg.; ☆P.....	71009			Pressure - To Gear.....	70670		
	Pressure; W/Saginaw Stg. Gear; ☆N....	71059			Return - Cooler To Pump.....		★19"	
	Return - Cooler To Pump.....		★33"		Return - From Gear; W/Cooler.....	≠70629	★28"	39859
	Return - From Gear.....		★33"	39135	V-8 429 ENG.			
BUSES	V-8 351 ENG.				Pressure - To Gear.....			
	Pressure; W/Ford Stg. Gear; W/O Police, Taxi Pkg.; ☆P.....	71009			Return - Cooler To Pump.....		★19"	
	Pressure; W/Saginaw Stg. Gear; ☆N....	71059			Return - From Gear; W/Cooler.....	≠70629	★28"	39859
	Return - Cooler To Pump; W/Modified Eng.		★10"		1970			
	Return - Cooler To Pump; W/Windsor Eng.		★33"		V-8 302 ENG.; V-8 351 ENG.			
	Return - From Gear.....		★33"	39135	Cyl.....	⊗70640		
	V-8 400 ENG.				Pressure - Control Valve End.....			
	Pressure; W/Ford Stg. Gear; W/O Police, Taxi Pkg.; ☆P.....	71009			Pressure - Pump End.....	70688		
	Pressure; W/Saginaw Stg. Gear; ☆N....	71059			Return - Control Valve End.....	⊗70656		
	Return - Cooler To Pump.....		★10"		V-8 428 ENG.			
	Return - From Gear.....		★33"	39135	Cyl.....	⊗70640		
	1977				Pressure - Control Valve End.....			
	V-8 302 ENG.; V-8 351 ENG.; V-8 400 ENG.				Pressure - Pump End.....			
	Pressure; W/Ford Stg. Gear; ☆P.....	70674			Return - Control Valve End.....	⊗70656		
	Pressure; W/Saginaw Stg. Gear; ☆N....	70704			V-8 429 ENG.			
	Return - Gear To Cooler.....		★28"		Cyl.....	⊗70640		
	Return - To Pump; W/Cooler.....	≠80031	★40"	39859	Return - Control Valve End.....	⊗70656		
KIT NUMERICAL	1976-1974				1969			
	V-8 351 ENG.				V-8 302 ENG.			
	Pressure; W/Ford Stg. Gear; W/Modified Eng.; ☆P.....	71262			Cyl.....	⊗70640		
					Pressure - Control Valve End.....	70689		
					Pressure - Pump End.....	80026		
					Return - Control Valve End.....	⊗70656		
					V-8 351 ENG.			
					Cyl.....	⊗70640		

<p>ILLUSTRATIONS</p> <p>* Cut From C.P.E. 3/8" I.D. Hose: 71350 (48"), 81352 (25").</p> <p>† Cut From S.A.E. 11/32" I.D. Hose: 80062 (12"), 80063 (24"), 80064 (36"), 81353 (25").</p> <p>★ Cut From S.A.E. 3/8" I.D. Hose: 71224 (24"), 71236 (36"), 71206 (48"), 81206 (25"). May Also Use 3/8" C.P.E.</p> <p>♣ Cut From S.A.E. 5/8" I.D. Hose: 71351 (36").</p> <p>□ Cut From 1/2" I.D. Suction Hose: 71296 (36"), 81354 (10').</p> <p>♣ Cut From 5/8" I.D. Suction Hose: 71207 (42"), 81355 (10').</p> <p>✱ Cut From 3/4" I.D. Suction Hose: 71297 (36"), 81356 (10').</p> <p>☆ See Page A14 For Pump or Gear Identification.</p>	<p>⊗ Two Required.</p> <p>⊘ Three Required.</p> <p>⊙ Four Required.</p> <p>≠ Cut To Fit.</p> <p>⊗ Replaces Both Upper and Lower Hose.</p> <p>▲ 252660 Adaptor Required For Some Models.</p> <p>♣ See Page A6 For Installation Procedure.</p>
---	--

Power Steering Hose for Passenger Cars

Application	Assembly Number	Multi-Use Hose	End Fitting	Application	Assembly Number	Multi-Use Hose	End Fitting
MERCURY - Continued				MERCURY - Continued			
COUGAR - Continued				GRAND MARQUIS			
1969 - Continued				1995			
V-8 351 ENG. - Continued				V-8 4.6 L ENG.			
Pressure - Control Valve End.....	70689			Pressure	80076		
Pressure - Pump End.....	70691			Return; W/O Cooler; W/O Trlr. Tow.			
Return - Control Valve End.....	☉70656			Pkg.	80222	★12"	
V-8 390 ENG.; V-8 428 ENG.				Return - Cooler To Reservoir	92002		
Cyl.....	②70640			Return - From Gear; W/Cooler; W/Trlr.			
Pressure - Control Valve End.....	70689			Tow. Pkg.		★30"	
Pressure - Pump End.....	70687			Return - Pipe To Reservoir	92003		
Return - Control Valve End.....	☉70656			1994-1992			
1968				V-8 4.6 L ENG.			
V-8 302 ENG.				Pressure	71827		
Cyl.....	②70640			Return; W/O Cooler; W/O Trlr. Tow.			
Pressure	70653			Pkg.		★12"	
Return.....	☉80113	★	39860	Return - Cooler To Reservoir.....		★38"	
V-8 390 ENG.; V-8 427 ENG.; V-8 428 ENG.				Return - Gear To Cooler		★14"	
Cyl.....	②70640			1991-1990			
Pressure - Control Valve End.....	70689			V-8 5.0 L ENG.			
Pressure - Pump End.....	70687			Pressure	71425		
Return - Control Valve End.....	☉70656			Return; W/O Cooler; W/O Trlr. Tow.			
1967				Pkg.		★9"	
V-8 289 ENG.				Return - Cooler To Pump.....		★25"	
Cyl.....	②70640			Return - Gear To Cooler		★13"	
Pressure; W/1/4" Control Valve Fitting...	80025			1989-1983			
Pressure; W/5/16" Control Valve Fitting.	70653			V-8 5.0 L ENG.; V-8 5.8 L ENG. (CANADA)			
Return.....	☉80113	★	39860	Pressure	71044		
V-8 390 ENG.				Return; W/O Cooler.....		★9"	
Cyl.....	②70640			Return - Cooler To Pump.....		★25"	
Pressure - Control Valve End.....	70689			Return - Gear To Cooler		★13"	
Pressure - Pump End.....	70687			1982			
Return - Control Valve End.....	☉70656			V-8 4.2 L ENG.; V-8 5.0 L ENG.; V-8 5.8 L ENG. (CANADA)			
Return - Cooler To Pump.....		★15"		Pressure	71044		
CYCLONE				Return; W/O Cooler.....		★9"	
1971				Return - Cooler To Pump.....		★25"	
V-8 302 ENG.; V-8 351 ENG.; V-8 429 ENG.				Return - Gear To Cooler		★13"	
Cyl.....	②70640			1981			
Pressure - Control Valve End.....	70679			V-8 4.2 L ENG.; V-8 5.0 L ENG.; V-8 5.8 L ENG.			
Pressure - Pump End.....	70692			Pressure	71044		
Return - Control Valve End.....	☉70656			Return.....	☉70551	★20"	39135
1970				1980			
V-8 351 ENG.; V-8 429 ENG.				V-8 5.0 L ENG.; V-8 5.8 L ENG.			
Cyl.....	②70640			Pressure	71044		
Pressure - Control Valve End.....	70679			Return.....	☉70551	★20"	39135
Pressure - Pump End.....	70692			1979			
Return - Control Valve End.....	☉70656			V-8 302 ENG.; V-8 351 ENG.			
1969				Pressure	71044		
V-8 302 ENG.; V-8 351 ENG.				Return; W/Cooler.....	☉70551	★18"	39135
Cyl.....	②70640			Return; W/O Cooler.....	☉70518	★24"	39135
Pressure - Control Valve End.....	70679			1978			
Return; W/O Cooler.....	☉70656			V-8 351 ENG.			
Return - Control Valve To Cooler.....	☉80113	★	39860	Pressure; Conventional System;			
Return - Cooler To Pump.....		★44"		W/Ford P.S. Pump; W/O Cooler; ☆C	71009		
V-8 390 ENG.; V-8 428 ENG.							
Cyl.....	②70640						
Return; W/O A.C.....	☉70656						

* Cut From C.P.E. 3/8" I.D. Hose: 71350 (48"), 81352 (25").
 † Cut From S.A.E. 11/32" I.D. Hose: 80062 (12"), 80063 (24"), 80064 (36"), 81353 (25").
 ★ Cut From S.A.E. 3/8" I.D. Hose: 71224 (24"), 71236 (36"), 71206 (48"), 81206 (25"). May Also Use 3/8" C.P.E.
 ❖ Cut From S.A.E. 5/8" I.D. Hose: 71351 (36").
 □ Cut From 1/2" I.D. Suction Hose: 71296 (36"), 81354 (10').
 ❖ Cut From 5/8" I.D. Suction Hose: 71207 (42"), 81355 (10').
 * Cut From 3/4" I.D. Suction Hose: 71297 (36"), 81356 (10').
 ☆ See Page A14 For Pump or Gear Identification.

② Two Required.
 ③ Three Required.
 ④ Four Required.
 ☉ Cut To Fit.
 ☉ Replaces Both Upper and Lower Hose.
 ▲ 252660 Adaptor Required For Some Models.
 ❖ See Page A6 For Installation Procedure.

SYSTEM PUMP & GEAR IDENT.

SYSTEM & COMPONENT IDENT.

PASS. CARS

LIGHT TRUCKS

MEDIUM/HEAVY TRUCKS

BUSES

HOSE NUMERICAL

REPAIR KITS

KIT NUMERICAL

ILLUSTRATIONS

Power Steering Hose for Passenger Cars

	Application	Assembly Number	Multi-Use Hose	End Fitting	Application	Assembly Number	Multi-Use Hose	End Fitting
SYSTEM PUMP & GEAR IDENT.	MERCURY - Continued				MERCURY - Continued			
	GRAND MARQUIS - Continued				GRAND MARQUIS - Continued			
	1978 - Continued				1978 - Continued			
SYSTEM & COMPONENT IDENT.	V-8 351 ENG. - Continued				V-8 460 ENG. - Continued			
	Pressure; Conventional System; W/Saginaw P.S. Pump; W/O Police Pkg.; ☆B.....	71010			Pressure - Pump To Hydroboost; Hydroboost System W/O Skid Control; W/A.C.....	80134		
	Pressure - Hydroboost To Gear; Hydroboost System W/O Skid Control.....	71023			Pressure - Pump To Hydroboost; Hydroboost System W/O Skid Control; W/O A.C.....	70722		
	Pressure - Pump To Hydroboost; Hydroboost System W/O Skid Control; W/Modified Eng.....	91898			Return; Conventional System; W/Ford P.S. Pump; W/Cooler; ☆C.....		★71"	
PASS. CARS	Return; Conventional System; W/O Cooler.....			★12"	Return; Conventional System; W/Saginaw P.S. Pump; W/Cooler; ☆B.....		★27"	
	Return; Conventional System; W/Saginaw P.S. Pump; W/O Police Pkg.; ☆B.....	✕80154	★36"	39859	Return; Hydroboost System W/O Skid Control; W/O Cooler.....	✕80031		★
	Return; Hydroboost System W/O Skid Control; W/O Cooler.....	✕80031			Return - Gear To Cooler; Conventional System.....	✕80031		
	Return - Cooler To Pump; Conventional System.....			★31"	Return - Gear To Cooler; Hydroboost System W/O Skid Control.....	✕80031		
LIGHT TRUCKS	Return - Cooler To Pump; Hydroboost System W/O Skid Control.....			★	Return - Hydroboost To Pump; Hydroboost System W/O Skid Control.....			★35"
	Return - Gear To Cooler; Conventional System.....			★30"				
	Return - Gear To Cooler; Hydroboost System W/O Skid Control.....	✕80031						
	Return - Hydroboost To Pump; Hydroboost System W/O Skid Control.....			★35"				
MEDIUM/HEAVY TRUCKS	V-8 400 ENG.				V-8 400 ENG.			
	Pressure; Conventional System; W/Ford P.S. Pump; W/O Cooler; ☆C	71009			Pressure; Conventional System; W/O Police Pkg.; W/Saginaw P.S. Pump; ☆B.....	71324		
	Pressure; Conventional System; W/Saginaw P.S. Pump; W/O Police Pkg.; ☆B.....	71010			Pressure; Conventional System; W/Police Pkg.; W/O Adaptor Fitting At Pump.....	71010		
	Pressure - Hydroboost To Gear; Hydroboost System W/O Skid Control.....	71023			Pressure - Hydroboost To Gear; Hydroboost System W/O Skid Control.....	71324		
BUSES	Pressure - Pump To Hydroboost; Hydroboost System W/O Skid Control; W/O Police Pkg.....	91568			Pressure - Pump To Hydroboost; Hydroboost System W/O Skid Control...	71023		
	Pressure - Pump To Hydroboost; Hydroboost System W/O Skid Control; W/Police Pkg.....	70722			Return; Conventional System; W/O Police Pkg.; W/Ford P.S. Pump; ☆C.....	91898		
	Return; Conventional System; W/O Cooler.....			★12"	Return; Conventional System; W/O Police Pkg.; W/Saginaw P.S. Pump; ☆B.....	80154	★36"	39859
HOSE NUMERICAL	Return; Conventional System; W/Saginaw P.S. Pump; W/O Police Pkg.; ☆B.....	✕80154	★36"	39859	Return; Conventional System; W/O Police Pkg.; W/O Adaptor Fitting At Pump...	✕80031		
	Return; Hydroboost System W/O Skid Control; W/O Cooler.....	✕80031			Return; Hydroboost System W/O Skid Control; W/O Cooler.....	✕80031		★
	Return - Cooler To Pump; Conventional System.....			★31"	Return - Cooler To Pump; Hydroboost System W/O Skid Control.....	✕80031		
REPAIR KITS	Return - Cooler To Pump; Hydroboost System W/O Skid Control.....			★	Return - Gear To Cooler; Hydroboost System W/O Skid Control.....	✕80031		
	Return - Gear To Cooler; Conventional System.....			★30"	Return - Hydroboost To Pump; Hydroboost System W/O Skid Control.....			★35"
	Return - Gear To Cooler; Hydroboost System W/O Skid Control.....	✕80031						
	Return - Hydroboost To Pump; Hydroboost System W/O Skid Control.....			★35"				
KIT NUMERICAL	V-8 460 ENG.				V-8 460 ENG.			
	Pressure; Conventional System; W/A.C.	70677			Pressure; Conventional System; W/O Police Pkg.; W/A.C.....	70677		
	Pressure; Conventional System; W/O A.C.....	71010			Pressure; Conventional System; W/O Police Pkg.; W/O A.C.....	71010		
	Pressure - Hydroboost To Gear; Hydroboost System W/O Skid Control.....	71023			Pressure; Conventional System; W/Police Pkg.; W/O Adaptor Fitting At Pump.....	80189		
					Pressure - Hydroboost To Gear; Hydroboost System W/O Skid Control.....	71023		
					Pressure - Pump To Hydroboost; Hydroboost System W/O Skid Control; W/A.C.....	80134		

ILLUSTRATIONS

* Cut From C.P.E. 3/8" I.D. Hose: 71350 (48"), 81352 (25").
 † Cut From S.A.E. 11/32" I.D. Hose: 80062 (12"), 80063 (24"), 80064 (36"), 81353 (25").
 ★ Cut From S.A.E. 3/8" I.D. Hose: 71224 (24"), 71236 (36"), 71206 (48"), 81206 (25"). May Also Use 3/8" C.P.E.
 ♣ Cut From S.A.E. 5/8" I.D. Hose: 71351 (36").
 □ Cut From 1/2" I.D. Suction Hose: 71296 (36"), 81354 (10').
 ✦ Cut From 5/8" I.D. Suction Hose: 71207 (42"), 81355 (10').
 ✧ Cut From 3/4" I.D. Suction Hose: 71297 (36"), 81356 (10').
 ☆ See Page A14 For Pump or Gear Identification.

② Two Required.
 ③ Three Required.
 ④ Four Required.
 ✕ Cut To Fit.
 ✖ Replaces Both Upper and Lower Hose.
 ▲ 252660 Adaptor Required For Some Models.
 ♣ See Page A6 For Installation Procedure.

Power Steering Hose for Passenger Cars

Application	Assembly Number	Multi-Use Hose	End Fitting	Application	Assembly Number	Multi-Use Hose	End Fitting
MERCURY - Continued				MERCURY - Continued			
GRAND MARQUIS - Continued				GRAND MARQUIS - Continued			
1977 - Continued				1976 - Continued			
V-8 460 ENG. - Continued				V-8 460 ENG. - Continued			
Pressure - Pump To Hydroboost; Hydroboost System W/O Skid Control; W/O A.C.	70722			Pressure; Conventional System; W/Police Pkg.; W/O Adaptor Fitting At Pump	80189		
Return; Conventional System; W/O Police Pkg.	80031			Pressure - Hydroboost To Gear; Hydroboost System W/O Skid Control	70696		
Return; Conventional System; W/Police Pkg.; W/O Adaptor Fitting At Pump	✕80031			Pressure - Hydroboost To Gear; Hydroboost System W/Skid Control	70696		
Return; Hydroboost System W/O Skid Control; W/O Cooler	✕80031			Pressure - Pump To Hydroboost; Hydroboost System W/O Skid Control ...	80035		
Return - Cooler To Pump; Conventional System		★26"		Pressure - Pump To Skid Control; Hydroboost System W/Skid Control	80160		
Return - Cooler To Pump; Hydroboost System W/O Skid Control		★		Pressure - Skid Control To Hydroboost; Hydroboost System W/Skid Control ...	91869		
Return - Gear To Cooler; Hydroboost System W/O Skid Control	✕80031			Return - Cooler To Pump; Conventional System		★26"	
Return - Hydroboost To Pump; Hydroboost System W/O Skid Control		★35"		Return - Cooler To Pump; Hydroboost System W/O Skid Control; W/O Filter		★21"	
				Return - Cooler To Pump; Hydroboost System W/Skid Control		★28"	
1976				Return - From Gear; Conventional System; W/Cooler	✕80031	★41"	39859
V-8 400 ENG.				Return - Gear To Cooler; Hydroboost System W/O Skid Control		★39"	39862
Pressure; Conventional System; W/O Police Pkg.; W/Ford P.S. Pump; ☆C.	71324			Return - Gear To Cooler; Hydroboost System W/Skid Control	✕80031		
Pressure; Conventional System; W/O Police Pkg.; W/Saginaw P.S. Pump; ☆B.	71010			Return - Hydroboost To Pump; Hydroboost System W/O Skid Control		★37"	
Pressure; Conventional System; W/Police Pkg.; W/O Adaptor Fitting At Pump	71324			Return - Tee To Pump; Hydroboost System W/Skid Control		★9"	
Pressure - Hydroboost To Gear; Hydroboost System W/O Skid Control	70696						
Pressure - Hydroboost To Gear; Hydroboost System W/Skid Control	70696			1975			
Pressure - Pump To Hydroboost; Hydroboost System W/O Skid Control; Jun. 2 & Older	80035			V-8 400 ENG.			
Pressure - Pump To Hydroboost; Hydroboost System W/O Skid Control; Jun. 3 & Newer	70722			Pressure; Conventional System; W/Ford P.S. Pump; ☆C	71324		
Pressure - Pump To Skid Control; Hydroboost System W/Skid Control	80160			Pressure; Conventional System; W/Saginaw P.S. Pump; ☆B	80189		
Pressure - Skid Control To Hydroboost; Hydroboost System W/Skid Control ...	91869			Pressure - Hydroboost To Gear; Hydroboost System W/O Skid Control	70696		
Return - Cooler To Pump; Conventional System		★26"		Pressure - Hydroboost To Gear; Hydroboost System W/Skid Control	70696		
Return - Cooler To Pump; Hydroboost System W/O Skid Control; W/O Filter		★21"		Pressure - Pump To Hydroboost; Hydroboost System W/O Skid Control ...	80035		
Return - Cooler To Pump; Hydroboost System W/Skid Control		★28"		Pressure - Pump To Skid Control; Hydroboost System W/Skid Control	80160		
Return - From Gear; Conventional System; W/Cooler	✕80031	★41"	39859	Pressure - Skid Control To Hydroboost; Hydroboost System W/Skid Control ...	91869		
Return - Gear To Cooler; Hydroboost System W/O Skid Control		★39"	39862	Return; Conventional System	✕80031		
Return - Gear To Cooler; Hydroboost System W/Skid Control	✕80031			Return - Cooler To Pump; Hydroboost System W/O Skid Control; W/O Filter		★21"	
Return - Hydroboost To Pump; Hydroboost System W/O Skid Control		★37"		Return - Cooler To Pump; Hydroboost System W/Skid Control		★28"	
Return - Tee To Pump; Hydroboost System W/Skid Control		★9"		Return - Gear To Cooler; Hydroboost System W/Skid Control	✕80031		
				Return - Hydroboost To Pump; Hydroboost System W/O Skid Control		★37"	
				Return - Tee To Pump; Hydroboost System W/Skid Control		★9"	
V-8 460 ENG.				V-8 460 ENG.			
Pressure; Conventional System; W/O Police Pkg.; W/A.C.	70677			Pressure; Conventional System	70677		
Pressure; Conventional System; W/O Police Pkg.; W/O A.C.; Apr. 5 & Older	71010			Pressure - Hydroboost To Gear; Hydroboost System W/O Skid Control	70696		
				Pressure - Hydroboost To Gear; Hydroboost System W/Skid Control	70696		

* Cut From C.P.E. 3/8" I.D. Hose: 71350 (48"), 81352 (25").
 † Cut From S.A.E. 11/32" I.D. Hose: 80062 (12"), 80063 (24"), 80064 (36"), 81353 (25").
 ★ Cut From S.A.E. 3/8" I.D. Hose: 71224 (24"), 71236 (36"), 71206 (48"), 81206 (25"). May Also Use 3/8" C.P.E.
 ❖ Cut From S.A.E. 5/8" I.D. Hose: 71351 (36").
 □ Cut From 1/2" I.D. Suction Hose: 71296 (36"), 81354 (10').
 ❖ Cut From 5/8" I.D. Suction Hose: 71207 (42"), 81355 (10').
 * Cut From 3/4" I.D. Suction Hose: 71297 (36"), 81356 (10').
 ☆ See Page A14 For Pump or Gear Identification.

② Two Required.
 ③ Three Required.
 ④ Four Required.
 ✕ Cut To Fit.
 ✖ Replaces Both Upper and Lower Hose.
 ▲ 252660 Adaptor Required For Some Models.
 ❖ See Page A6 For Installation Procedure.

SYSTEM PUMP & GEAR IDENT.

SYSTEM & COMPONENT IDENT.

PASS. CARS

LIGHT TRUCKS

MEDIUM/HEAVY TRUCKS

BUSES

HOSE NUMERICAL

REPAIR KITS

KIT NUMERICAL

ILLUSTRATIONS

Power Steering Hose for Passenger Cars

	Application	Assembly Number	Multi-Use Hose	End Fitting	Application	Assembly Number	Multi-Use Hose	End Fitting
SYSTEM PUMP & GEAR IDENT.	MERCURY - Continued				MERCURY - Continued			
SYSTEM & COMPONENT IDENT.	GRAND MARQUIS - Continued				LYNX - Continued			
PASS. CARS	1975 - Continued				1984			
	V-8 460 ENG. - Continued				4-CYL. 1.6 L ENG.			
	Pressure - Pump To Hydroboost; Hydroboost System W/O Skid Control...	80035			Pressure - From Pump	71193		
	Pressure - Pump To Skid Control; Hydroboost System W/Skid Control	80160			Pressure - To Gear	80171		
	Pressure - Skid Control To Hydroboost; Hydroboost System W/Skid Control...	91869			Return - To Pump		★24"	
	Return - Cooler To Pump; Conventional System		★		4-CYL. 2.0 L DIESEL ENG.			
	Return - Cooler To Pump; Hydroboost System W/O Skid Control; W/O Filter		★21"		Pressure - To Gear	71276		★17"
	Return - Cooler To Pump; Hydroboost System W/Skid Control		★28"		Return - To Pump			
	Return - From Gear; Conventional System	✗80031			1983-1982			
	Return - Gear To Cooler; Hydroboost System W/Skid Control	✗80031			4-CYL. 1.6 L ENG.			
	Return - Hydroboost To Pump; Hydroboost System W/O Skid Control		★37"		Pressure - From Pump; Aug. 10 & Older	71165		
LIGHT TRUCKS	Return - Tee To Pump; Hydroboost System W/Skid Control		★9"		Pressure - From Pump; Aug. 11 & Newer	71193		
	LN7				Pressure - To Gear	80171		★36"
	1983-1982				Return - To Pump			
MEDIUM/HEAVY TRUCKS	4-CYL. 1.6 L ENG.				MARAUDER			
	Pressure - From Pump	71193			1970			
	Pressure - To Gear	80171			V-8 390 ENG.; V-8 429 ENG.			
	Return - To Pump		★24"		Pressure	70660		★20"
	LYNX				Return - Cooler To Pump		★25"	39859
	1987				Return - From Gear; W/Cooler	✗80114		
BUSES	4-CYL. 1.9 L ENG.				1969			
	Pressure - From Pump	70434			V-8 390 ENG.; V-8 429 ENG.			
	Reservoir; Eng. VIN 9		⊕		Pressure; W/Ford Stg. Gear; ☆P	70648		
	Reservoir; Eng. VIN J	80163			Return - Cooler To Pump		★10"	
	Return; Eng. VIN 9		★20"		Return - From Gear; W/Cooler	✗80114	★31"	39859
	Return; Eng. VIN J		★36"		MARQUIS			
	4-CYL. 2.0 L DIESEL ENG.				1986			
HOSE NUMERICAL	Pressure - To Gear	80059		★18"	4-CYL. 2.3 L ENG.			
	Return - To Pump				Pressure; W/Fleet, Taxi, Trlr. Tow. Pkg.; Canada	91886		
	1986				Pressure; W/O Fleet, Taxi, Trlr. Tow. Pkg.; Exc. Canada	71180		
	4-CYL. 1.9 L ENG.				Return; W/Fleet, Taxi, Trlr. Tow. Pkg.; Canada	✗71116		
	Pressure - From Pump	71193			Return; W/O Fleet, Taxi, Trlr. Tow. Pkg.; Exc. Canada	✗71116	★18"	
	Pressure - To Gear	80171			V-6 3.8 L ENG.			
	Reservoir		⊕		Pressure; Canada	91504		
	Return - To Pump		★36"		Pressure; W/Dealer Inst. A.C.; Exc. Canada	71180		
REPAIR KITS	4-CYL. 2.0 L DIESEL ENG.				Pressure; W/Factory Inst. A.C.; W/Fleet, Taxi, Trlr. Tow. Pkg.; Exc. Canada	91504		
	Pressure - To Gear	71276		★17"	Pressure; W/Factory Inst. A.C.; W/O Fleet, Taxi, Trlr. Tow. Pkg.; Exc. Canada	71235		
	Return - To Pump				Return; Canada	✗71116		
	1985				Return; W/Dealer Inst. A.C.; Exc. Canada	✗71116		
	4-CYL. 1.6 L ENG.; 4-CYL. 1.9 L ENG.				1984			
	Pressure - From Pump	71193			4-CYL. 1.6 L ENG.			
	Pressure - To Gear	80171			Pressure - From Pump			
	Return - To Pump		★24"		Pressure - To Gear			
	4-CYL. 2.0 L DIESEL ENG.				Return - To Pump			
KIT NUMERICAL	Pressure - To Gear	71276		★17"				
	Return - To Pump							

* Cut From C.P.E. 3/8" I.D. Hose: 71350 (48"), 81352 (25").
 † Cut From S.A.E. 11/32" I.D. Hose: 80062 (12"), 80063 (24"), 80064 (36"), 81353 (25").
 ★ Cut From S.A.E. 3/8" I.D. Hose: 71224 (24"), 71236 (36"), 71206 (48"), 81206 (25"). May Also Use 3/8" C.P.E.
 † Cut From S.A.E. 5/8" I.D. Hose: 71351 (36").
 □ Cut From 1/2" I.D. Suction Hose: 71296 (36"), 81354 (10').
 ⊕ Cut From 5/8" I.D. Suction Hose: 71207 (42"), 81355 (10').
 ☆ Cut From 3/4" I.D. Suction Hose: 71297 (36"), 81356 (10').
 ☆ See Page A14 For Pump or Gear Identification.

⊗ Two Required.
 ⊙ Three Required.
 ⊕ Four Required.
 ✗ Cut To Fit.
 ⊕ Replaces Both Upper and Lower Hose.
 ▲ 252660 Adaptor Required For Some Models.
 ⊕ See Page A6 For Installation Procedure.

Power Steering Hose for Passenger Cars

Application	Assembly Number	Multi-Use Hose	End Fitting	Application	Assembly Number	Multi-Use Hose	End Fitting
MERCURY - Continued				MERCURY - Continued			
MARQUIS - Continued				MARQUIS - Continued			
1986 - Continued				1983			
V-6 3.8 L ENG. - Continued				4-CYL. 2.3 L ENG.			
Return; W/Factory Inst. A.C.; Exc. Canada.....	✕71116	★24"		Pressure; W/H.D. Cool.....	71212		
				Pressure; W/Std. Cool.....	71180		
				Return; W/H.D. Cool.....	✕71116	★18"	
				Return; W/Std. Cool.....	✕71116		
1985				6-CYL. 3.3 L ENG.			
4-CYL. 2.3 L ENG.				Pressure; W/H.D. Cool.....			
Pressure; W/Fleet, Taxi, Trlr. Tow. Pkg.; Canada.....	91886			Pressure; W/Std. Cool.....	71180		
Pressure; W/O Fleet, Taxi, Trlr. Tow. Pkg.; Exc. Canada.....	71180			Return; W/H.D. Cool.....	✕71116	★14"	
Return; W/Fleet, Taxi, Trlr. Tow. Pkg.; Canada.....	✕71116			Return; W/Std. Cool.....	✕71116		
Return; W/O Fleet, Taxi, Trlr. Tow. Pkg.; Exc. Canada.....	✕71116	★18"		V-6 3.8 L ENG.			
V-6 3.8 L ENG.				Pressure; Canada.....			
Pressure; Canada.....	91504			Pressure; W/A.C.; W/H.D. Cool.; Apr. 30 & Older; Exc. Canada.....	71212		
Pressure; W/Dealer Inst. A.C.; Exc. Canada.....	71180			Pressure; W/A.C.; W/Std. Cool.; Apr. 30 & Older; Exc. Canada.....	71180		
Pressure; W/Factory Inst. A.C.; W/Fleet, Taxi, Trlr. Tow. Pkg.; Exc. Canada.....	91504			Pressure; W/H.D. Cool.; May 1 & Newer; Exc. Canada.....	91504		
Pressure; W/Factory Inst. A.C.; W/O Fleet, Taxi, Trlr. Tow. Pkg.; Exc. Canada.....	71235			Pressure; W/O A.C.; W/H.D. Cool.; Apr. 30 & Older; Exc. Canada.....	91504		
Return; Canada.....	✕71116			Pressure; W/O A.C.; W/Std. Cool.; Apr. 30 & Older; Exc. Canada.....	71235		
Return; W/Dealer Inst. A.C.; Exc. Canada.....	✕71116			Pressure; W/Std. Cool.; May 1 & Newer; Exc. Canada.....	71235		
Return; W/Factory Inst. A.C.; Exc. Canada.....	✕71116	★24"		Return; Canada.....	✕71116	★24"	
V-8 5.0 L ENG. (CANADA)				Return; W/H.D. Cool.; Exc. Canada.....			
Pressure; W/O Police Pkg.....	71180			Return; W/Std. Cool.; May 1 & Newer; Exc. Canada.....	✕71116	★24"	
Pressure; W/Police Pkg.....	91886			Return; W/Std. Cool.; W/A.C.; Apr. 30 & Older; Exc. Canada.....	✕71116	★18"	
Return; W/O Police Pkg.....	✕71116	★18"		Return; W/Std. Cool.; W/O A.C.; Apr. 30 & Older; Exc. Canada.....	✕71116	★24"	
Return - Cooler To Pump.....	✕71116	★22"		1982			
1984				V-8 4.2 L ENG.; V-8 5.0 L ENG.; V-8 5.8 L ENG. (CANADA)			
4-CYL. 2.3 L ENG.				Pressure.....			
Pressure; W/Fleet, Taxi, Trlr. Tow. Pkg.; Canada.....	91886			Return; W/O Cooler.....		★9"	
Pressure; W/O Fleet, Taxi, Trlr. Tow. Pkg.; Exc. Canada.....	71180			Return - Cooler To Pump.....		★25"	
Return; W/Fleet, Taxi, Trlr. Tow. Pkg.; Canada.....	✕71116			Return - Gear To Cooler.....		★13"	
Return; W/O Fleet, Taxi, Trlr. Tow. Pkg.; Exc. Canada.....	✕71116	★18"		1981			
V-6 3.8 L ENG.				V-8 4.2 L ENG.; V-8 5.0 L ENG.; V-8 5.8 L ENG.			
Pressure; Canada.....	91504			Pressure.....	71044		
Pressure; W/Dealer Inst. A.C.; Exc. Canada.....	71180			Return.....	✕70551	★20"	39135
Pressure; W/Factory Inst. A.C.; W/Fleet, Taxi, Trlr. Tow. Pkg.; Exc. Canada.....	91504			1980			
Pressure; W/Factory Inst. A.C.; W/O Fleet, Taxi, Trlr. Tow. Pkg.; Exc. Canada.....	71235			V-8 5.0 L ENG.; V-8 5.8 L ENG.			
Return; Canada.....	✕71116			Pressure.....	71044		
Return; W/Dealer Inst. A.C.; Exc. Canada.....	✕71116			Return.....	✕70551	★20"	39135
Return; W/Factory Inst. A.C.; Exc. Canada.....	✕71116	★24"		1979			
1984				V-8 302 ENG.; V-8 351 ENG.			
4-CYL. 2.3 L ENG.				Pressure.....			
Pressure; W/Fleet, Taxi, Trlr. Tow. Pkg.; Canada.....	91886			Return; W/Cooler.....	✕70551	★18"	39135
Pressure; W/O Fleet, Taxi, Trlr. Tow. Pkg.; Exc. Canada.....	71180			Return; W/O Cooler.....	✕70518	★24"	39135
Return; W/Fleet, Taxi, Trlr. Tow. Pkg.; Canada.....	✕71116			1978			
Return; W/O Fleet, Taxi, Trlr. Tow. Pkg.; Exc. Canada.....	✕71116	★18"		V-8 351 ENG.			
Return; W/Factory Inst. A.C.; Exc. Canada.....	✕71116	★24"		Pressure; Conventional System; W/Ford P.S. Pump; W/O Cooler; ☆C	71009		

* Cut From C.P.E. 3/8" I.D. Hose: 71350 (48"), 81352 (25").
 † Cut From S.A.E. 11/32" I.D. Hose: 80062 (12"), 80063 (24"), 80064 (36"), 81353 (25").
 ★ Cut From S.A.E. 3/8" I.D. Hose: 71224 (24"), 71236 (36"), 71206 (48"), 81206 (25"). May Also Use 3/8" C.P.E.
 ❖ Cut From S.A.E. 5/8" I.D. Hose: 71351 (36").
 □ Cut From 1/2" I.D. Suction Hose: 71296 (36"), 81354 (10').
 ❖ Cut From 5/8" I.D. Suction Hose: 71207 (42"), 81355 (10').
 ✱ Cut From 3/4" I.D. Suction Hose: 71297 (36"), 81356 (10').
 ☆ See Page A14 For Pump or Gear Identification.

② Two Required.
 ③ Three Required.
 ④ Four Required.
 ✕ Cut To Fit.
 ✱ Replaces Both Upper and Lower Hose.
 ▲ 252660 Adaptor Required For Some Models.
 ❖ See Page A6 For Installation Procedure.

SYSTEM PUMP & GEAR IDENT.

SYSTEM & COMPONENT IDENT.

PASS. CARS

LIGHT TRUCKS

MEDIUM/HEAVY TRUCKS

BUSES

HOSE NUMERICAL

REPAIR KITS

KIT NUMERICAL

ILLUSTRATIONS

Power Steering Hose for Passenger Cars

	Application	Assembly Number	Multi-Use Hose	End Fitting	Application	Assembly Number	Multi-Use Hose	End Fitting
SYSTEM PUMP & GEAR IDENT.	MERCURY - Continued				MERCURY - Continued			
SYSTEM & COMPONENT IDENT.	MARQUIS - Continued				MARQUIS - Continued			
PASS. CARS	1978 - Continued				1978 - Continued			
	V-8 351 ENG. - Continued				V-8 460 ENG. - Continued			
	Pressure; Conventional System; W/Saginaw P.S. Pump; W/O Police Pkg.; ☆B.....	71010			Pressure - Pump To Hydroboost; Hydroboost System W/O Skid Control; W/A.C.....	80134		
	Pressure - Hydroboost To Gear; Hydroboost System W/O Skid Control.....	71023			Pressure - Pump To Hydroboost; Hydroboost System W/O Skid Control; W/O A.C.....	70722		
	Pressure - Pump To Hydroboost; Hydroboost System W/O Skid Control; W/Modified Eng.....	91898			Return; Conventional System; W/Ford P.S. Pump; W/Cooler; ☆C.....		★71"	
	Return; Conventional System; W/O Cooler.....		★12"		Return; Conventional System; W/Saginaw P.S. Pump; W/Cooler; ☆B.....		★27"	
	Return; Conventional System; W/Saginaw P.S. Pump; W/O Police Pkg.; ☆B.....	★80154	★36"	39859	Return; Hydroboost System W/O Skid Control; W/O Cooler.....	★80031		
	Return; Hydroboost System W/O Skid Control; W/O Cooler.....	★80031			Return - Cooler To Pump; Hydroboost System W/O Skid Control.....		★	
	Return - Cooler To Pump; Conventional System.....		★31"		Return - Gear To Cooler; Hydroboost System W/O Skid Control.....	★80031		
LIGHT TRUCKS	Return - Cooler To Pump; Hydroboost System W/O Skid Control.....		★		Return - Hydroboost To Pump; Hydroboost System W/O Skid Control.....		★35"	
	Return - Gear To Cooler; Conventional System.....		★30"					
	Return - Gear To Cooler; Hydroboost System W/O Skid Control.....	★80031						
	Return - Hydroboost To Pump; Hydroboost System W/O Skid Control.....		★35"					
MEDIUM/HEAVY TRUCKS	V-8 400 ENG.				1977			
	Pressure; Conventional System; W/Ford P.S. Pump; W/O Cooler; ☆C	71009			V-8 400 ENG.			
	Pressure; Conventional System; W/Saginaw P.S. Pump; W/O Police Pkg.; ☆B.....	71010			Pressure; Conventional System; W/O Police Pkg.; W/Ford P.S. Pump; ☆C.	71324		
	Pressure - Hydroboost To Gear; Hydroboost System W/O Skid Control.....	71023			Pressure; Conventional System; W/O Police Pkg.; W/Saginaw P.S. Pump; ☆B.....	71010		
	Pressure - Pump To Hydroboost; Hydroboost System W/O Skid Control; W/O Police Pkg.....	91568			Pressure; Conventional System; W/Police Pkg.; W/O Adaptor Fitting At Pump.....	71324		
BUSES	Pressure - Pump To Hydroboost; Hydroboost System W/O Skid Control; W/Police Pkg.....	70722			Pressure - Hydroboost To Gear; Hydroboost System W/O Skid Control.....	71023		
	Return; Conventional System; W/O Cooler.....		★12"		Pressure - Pump To Hydroboost; Hydroboost System W/O Skid Control...	91898		
	Return; Conventional System; W/Saginaw P.S. Pump; W/O Police Pkg.; ☆B.....	★80154	★36"	39859	Return; Conventional System; W/O Police Pkg.; W/Ford P.S. Pump; ☆C.....	★80154	★36"	39859
	Return; Hydroboost System W/O Skid Control; W/O Cooler.....	★80031			Return; Conventional System; W/O Police Pkg.; W/Saginaw P.S. Pump; ☆B.....	★80154	★33"	39859
	Return - Cooler To Pump; Conventional System.....		★31"		Return; Conventional System; W/Police Pkg.; W/O Adaptor Fitting At Pump...	★80031		
	Return - Cooler To Pump; Hydroboost System W/O Skid Control.....		★		Return; Hydroboost System W/O Skid Control; W/O Cooler.....	★80031		
	Return - Gear To Cooler; Conventional System.....		★30"		Return - Cooler To Pump; Hydroboost System W/O Skid Control.....		★	
	Return - Gear To Cooler; Hydroboost System W/O Skid Control.....	★80031			Return - Gear To Cooler; Hydroboost System W/O Skid Control.....	★80031		
	Return - Hydroboost To Pump; Hydroboost System W/O Skid Control.....		★35"		Return - Hydroboost To Pump; Hydroboost System W/O Skid Control.....		★35"	
HOSE NUMERICAL	V-8 460 ENG.				V-8 460 ENG.			
	Pressure; Conventional System; W/O A.C.....	70677			Pressure; Conventional System; W/O Police Pkg.; W/A.C.....	70677		
	Pressure; Conventional System; W/O A.C.....	71010			Pressure; Conventional System; W/O Police Pkg.; W/O A.C.....	71010		
	Pressure - Hydroboost To Gear; Hydroboost System W/O Skid Control.....	71023			Pressure; Conventional System; W/Police Pkg.; W/O Adaptor Fitting At Pump.....	80189		
					Pressure - Hydroboost To Gear; Hydroboost System W/O Skid Control.....	71023		
					Pressure - Pump To Hydroboost; Hydroboost System W/O Skid Control; W/A.C.....	80134		
REPAIR KITS								
KIT NUMERICAL								
ILLUSTRATIONS	* Cut From C.P.E. 3/8" I.D. Hose: 71350 (48"), 81352 (25). † Cut From S.A.E. 11/32" I.D. Hose: 80062 (12"), 80063 (24"), 80064 (36"), 81353 (25). ★ Cut From S.A.E. 3/8" I.D. Hose: 71224 (24"), 71236 (36"), 71206 (48"), 81206 (25). May Also Use 3/8" C.P.E. ♣ Cut From S.A.E. 5/8" I.D. Hose: 71351 (36"). □ Cut From 1/2" I.D. Suction Hose: 71296 (36"), 81354 (10'). † Cut From 5/8" I.D. Suction Hose: 71207 (42"), 81355 (10'). * Cut From 3/4" I.D. Suction Hose: 71297 (36"), 81356 (10'). ☆ See Page A14 For Pump or Gear Identification.				② Two Required. ③ Three Required. ④ Four Required. < Cut To Fit. ♣ Replaces Both Upper and Lower Hose. ▲ 252660 Adaptor Required For Some Models. ♣ See Page A6 For Installation Procedure.			

Power Steering Hose for Passenger Cars

Application	Assembly Number	Multi-Use Hose	End Fitting	Application	Assembly Number	Multi-Use Hose	End Fitting	
MERCURY - Continued				MERCURY - Continued				SYSTEM PUMP & GEAR IDENT.
MARQUIS - Continued				MARQUIS - Continued				
1977 - Continued				1976 - Continued				SYSTEM & COMPONENT IDENT.
V-8 460 ENG. - Continued				V-8 460 ENG. - Continued				
Pressure - Pump To Hydroboost; Hydroboost System W/O Skid Control; W/O A.C.	70722			Pressure; Conventional System; W/Police Pkg.; W/O Adaptor Fitting At Pump	80189			
Return; Conventional System; W/O Police Pkg.	✕80031			Pressure - Hydroboost To Gear; Hydroboost System W/O Skid Control	70696			
Return; Conventional System; W/Police Pkg.; W/O Adaptor Fitting At Pump	✕80031			Pressure - Hydroboost To Gear; Hydroboost System W/Skid Control	70696			
Return; Hydroboost System W/O Skid Control; W/O Cooler	✕80031			Pressure - Pump To Hydroboost; Hydroboost System W/O Skid Control ...	80035			
Return - Cooler To Pump; Conventional System			★26"	Pressure - Pump To Skid Control; Hydroboost System W/Skid Control	80160			
Return - Cooler To Pump; Hydroboost System W/O Skid Control			★	Pressure - Skid Control To Hydroboost; Hydroboost System W/Skid Control ...	91869			
Return - Gear To Cooler; Hydroboost System W/O Skid Control	✕80031			Return - Cooler To Pump; Conventional System			★26"	
Return - Hydroboost To Pump; Hydroboost System W/O Skid Control			★35"	Return - Cooler To Pump; Hydroboost System W/O Skid Control; W/O Filter			★21"	
1976				1975				PASS. CARS
V-8 400 ENG.				V-8 400 ENG.				
Pressure; Conventional System; W/O Police Pkg.; W/Ford P.S. Pump; ☆C.	71324			Pressure; Conventional System; W/Ford P.S. Pump; ☆C	71324			
Pressure; Conventional System; W/O Police Pkg.; W/Saginaw P.S. Pump; ☆B	71010			Pressure; Conventional System; W/Saginaw P.S. Pump; ☆B	80189			
Pressure; Conventional System; W/Police Pkg.; W/O Adaptor Fitting At Pump	71324			Pressure - Hydroboost To Gear; Hydroboost System W/O Skid Control	70696			
Pressure - Hydroboost To Gear; Hydroboost System W/O Skid Control	70696			Pressure - Hydroboost To Gear; Hydroboost System W/Skid Control	70696			
Pressure - Hydroboost To Gear; Hydroboost System W/Skid Control	70696			Pressure - Pump To Hydroboost; Hydroboost System W/O Skid Control; Jun. 2 & Older	80035			
Pressure - Pump To Hydroboost; Hydroboost System W/O Skid Control; Jun. 2 & Older	80035			Pressure - Pump To Hydroboost; Hydroboost System W/O Skid Control; Jun. 3 & Newer	70722			
Pressure - Pump To Hydroboost; Hydroboost System W/O Skid Control; Jun. 3 & Newer	70722			Pressure - Pump To Skid Control; Hydroboost System W/Skid Control	80160			
Pressure - Pump To Skid Control; Hydroboost System W/Skid Control	80160			Pressure - Skid Control To Hydroboost; Hydroboost System W/Skid Control ...	91869			
Pressure - Skid Control To Hydroboost; Hydroboost System W/Skid Control ...	91869			Return - Cooler To Pump; Conventional System			★26"	
Return - Cooler To Pump; Conventional System			★26"	Return - Cooler To Pump; Hydroboost System W/O Skid Control; W/O Filter			★21"	
Return - Cooler To Pump; Hydroboost System W/O Skid Control			★21"	Return - Cooler To Pump; Hydroboost System W/Skid Control			★28"	
Return - Cooler To Pump; Hydroboost System W/Skid Control			★28"	Return - From Gear; Conventional System; W/Cooler	✕80031		★41" 39859	
Return - From Gear; Conventional System; W/Cooler	✕80031		★41" 39859	Return - Gear To Cooler; Hydroboost System W/O Skid Control	✕80031		★39" 39862	
Return - Gear To Cooler; Hydroboost System W/O Skid Control	✕80031		★39" 39862	Return - Gear To Cooler; Hydroboost System W/Skid Control	✕80031		★37"	
Return - Gear To Cooler; Hydroboost System W/Skid Control	✕80031		★37"	Return - Hydroboost To Pump; Hydroboost System W/O Skid Control			★9"	
Return - Hydroboost To Pump; Hydroboost System W/O Skid Control			★9"	Return - Tee To Pump; Hydroboost System W/Skid Control				
Return - Tee To Pump; Hydroboost System W/Skid Control				1975				LIGHT TRUCKS
V-8 460 ENG.				V-8 400 ENG.				
Pressure; Conventional System; W/O Police Pkg.; W/A.C.	70677			Pressure; Conventional System; W/Ford P.S. Pump; ☆C	71324			
Pressure; Conventional System; W/O Police Pkg.; W/O A.C.; Apr. 5 & Older	71010			Pressure; Conventional System; W/Saginaw P.S. Pump; ☆B	80189			
V-8 460 ENG.				V-8 400 ENG.				MEDIUM/HEAVY TRUCKS
V-8 460 ENG.				V-8 400 ENG.				
Pressure; Conventional System; W/O Police Pkg.; W/A.C.	70677			Pressure - Hydroboost To Gear; Hydroboost System W/O Skid Control	70696			
Pressure - Hydroboost To Gear; Hydroboost System W/O Skid Control	70696			Pressure - Hydroboost To Gear; Hydroboost System W/Skid Control	70696			
Pressure - Hydroboost To Gear; Hydroboost System W/Skid Control	70696			Pressure - Pump To Hydroboost; Hydroboost System W/O Skid Control ...	80035			
Pressure - Pump To Hydroboost; Hydroboost System W/O Skid Control ...	80035			Pressure - Pump To Skid Control; Hydroboost System W/Skid Control	80160			
Pressure - Pump To Skid Control; Hydroboost System W/Skid Control	80160			Pressure - Skid Control To Hydroboost; Hydroboost System W/Skid Control ...	91869			
Pressure - Skid Control To Hydroboost; Hydroboost System W/Skid Control ...	91869			Return; Conventional System	✕80031		★21"	
Return; Conventional System	✕80031		★21"	Return - Cooler To Pump; Hydroboost System W/O Skid Control; W/O Filter			★28"	
Return - Cooler To Pump; Hydroboost System W/O Skid Control; W/O Filter			★28"	Return - Cooler To Pump; Hydroboost System W/Skid Control			★37"	
Return - Cooler To Pump; Hydroboost System W/Skid Control			★37"	Return - Gear To Cooler; Hydroboost System W/O Skid Control			★9"	
Return - Gear To Cooler; Hydroboost System W/O Skid Control			★9"	Return - Gear To Cooler; Hydroboost System W/Skid Control	✕80031			
Return - Gear To Cooler; Hydroboost System W/Skid Control	✕80031			Return - Hydroboost To Pump; Hydroboost System W/O Skid Control				
Return - Hydroboost To Pump; Hydroboost System W/O Skid Control				Return - Tee To Pump; Hydroboost System W/Skid Control				
Return - Tee To Pump; Hydroboost System W/Skid Control				V-8 460 ENG.				HOSE NUMERICAL
V-8 460 ENG.				V-8 460 ENG.				
Pressure; Conventional System; W/O Police Pkg.; W/A.C.	70677			Pressure; Conventional System	70677			
Pressure - Hydroboost To Gear; Hydroboost System W/O Skid Control	70696			Pressure - Hydroboost To Gear; Hydroboost System W/O Skid Control	70696			
Pressure - Hydroboost To Gear; Hydroboost System W/O Skid Control	70696			Pressure - Hydroboost To Gear; Hydroboost System W/Skid Control	70696			
Pressure - Pump To Hydroboost; Hydroboost System W/O Skid Control ...	80035			Pressure - Hydroboost To Gear; Hydroboost System W/Skid Control	70696			
Pressure - Pump To Skid Control; Hydroboost System W/Skid Control	80160			Return; Conventional System	✕80031		★21"	
Pressure - Skid Control To Hydroboost; Hydroboost System W/Skid Control ...	91869			Return - Cooler To Pump; Hydroboost System W/O Skid Control; W/O Filter			★28"	
Return; Conventional System	✕80031		★21"	Return - Cooler To Pump; Hydroboost System W/Skid Control			★37"	
Return - Cooler To Pump; Hydroboost System W/O Skid Control; W/O Filter			★28"	Return - Gear To Cooler; Hydroboost System W/O Skid Control			★9"	
Return - Cooler To Pump; Hydroboost System W/Skid Control			★37"	Return - Gear To Cooler; Hydroboost System W/Skid Control	✕80031			
Return - Gear To Cooler; Hydroboost System W/O Skid Control			★9"	Return - Hydroboost To Pump; Hydroboost System W/O Skid Control				
Return - Gear To Cooler; Hydroboost System W/Skid Control	✕80031			Return - Tee To Pump; Hydroboost System W/Skid Control				
Return - Hydroboost To Pump; Hydroboost System W/O Skid Control				V-8 460 ENG.				REPAIR KITS
Return - Tee To Pump; Hydroboost System W/Skid Control				V-8 460 ENG.				
Return - Tee To Pump; Hydroboost System W/Skid Control				Pressure; Conventional System	70677			
V-8 460 ENG.				V-8 460 ENG.				KIT NUMERICAL
V-8 460 ENG.				V-8 460 ENG.				
Pressure; Conventional System; W/O Police Pkg.; W/A.C.	70677			Pressure - Hydroboost To Gear; Hydroboost System W/O Skid Control	70696			
Pressure - Hydroboost To Gear; Hydroboost System W/O Skid Control	70696			Pressure - Hydroboost To Gear; Hydroboost System W/Skid Control	70696			
Pressure - Hydroboost To Gear; Hydroboost System W/Skid Control	70696			Return; Conventional System	✕80031		★21"	
Pressure - Pump To Hydroboost; Hydroboost System W/O Skid Control ...	80035			Return - Cooler To Pump; Hydroboost System W/O Skid Control; W/O Filter			★28"	
Pressure - Pump To Skid Control; Hydroboost System W/Skid Control	80160			Return - Cooler To Pump; Hydroboost System W/Skid Control			★37"	
Pressure - Skid Control To Hydroboost; Hydroboost System W/Skid Control ...	91869			Return - Gear To Cooler; Hydroboost System W/O Skid Control			★9"	
Return; Conventional System	✕80031		★21"	Return - Gear To Cooler; Hydroboost System W/Skid Control	✕80031			
Return - Cooler To Pump; Hydroboost System W/O Skid Control; W/O Filter			★28"	Return - Hydroboost To Pump; Hydroboost System W/O Skid Control				
Return - Cooler To Pump; Hydroboost System W/Skid Control			★37"	Return - Tee To Pump; Hydroboost System W/Skid Control				
Return - Gear To Cooler; Hydroboost System W/O Skid Control			★9"	V-8 460 ENG.				ILLUSTRATIONS
Return - Gear To Cooler; Hydroboost System W/Skid Control	✕80031			V-8 460 ENG.				
Return - Hydroboost To Pump; Hydroboost System W/O Skid Control				Pressure; Conventional System	70677			
Return - Tee To Pump; Hydroboost System W/Skid Control				Pressure - Hydroboost To Gear; Hydroboost System W/O Skid Control	70696			
Return - Tee To Pump; Hydroboost System W/Skid Control				Pressure - Hydroboost To Gear; Hydroboost System W/Skid Control	70696			

* Cut From C.P.E. 3/8" I.D. Hose: 71350 (48"), 81352 (25").
 † Cut From S.A.E. 11/32" I.D. Hose: 80062 (12"), 80063 (24"), 80064 (36"), 81353 (25").
 ★ Cut From S.A.E. 3/8" I.D. Hose: 71224 (24"), 71236 (36"), 71206 (48"), 81206 (25"). May Also Use 3/8" C.P.E.
 ❖ Cut From S.A.E. 5/8" I.D. Hose: 71351 (36").
 □ Cut From 1/2" I.D. Suction Hose: 71296 (36"), 81354 (10').
 ❖ Cut From 5/8" I.D. Suction Hose: 71207 (42"), 81355 (10').
 * Cut From 3/4" I.D. Suction Hose: 71297 (36"), 81356 (10').
 ☆ See Page A14 For Pump or Gear Identification.

② Two Required.
 ③ Three Required.
 ④ Four Required.
 ✕ Cut To Fit.
 * Replaces Both Upper and Lower Hose.
 ▲ 252660 Adaptor Required For Some Models.
 ❖ See Page A6 For Installation Procedure.

Power Steering Hose for Passenger Cars

	Application	Assembly Number	Multi-Use Hose	End Fitting	Application	Assembly Number	Multi-Use Hose	End Fitting
SYSTEM PUMP & GEAR IDENT.	MERCURY - Continued				MERCURY - Continued			
SYSTEM & COMPONENT IDENT.	MARQUIS - Continued				MARQUIS - Continued			
PASS. CARS	1975 - Continued				1970			
	V-8 460 ENG. - Continued				V-8 390 ENG.; V-8 429 ENG.			
	Pressure - Pump To Hydroboost; Hydroboost System W/O Skid Control...	80035			Pressure	70660		
	Pressure - Pump To Skid Control; Hydroboost System W/Skid Control	80160			Return - Cooler To Pump		★20"	
	Pressure - Skid Control To Hydroboost; Hydroboost System W/Skid Control...	91869			Return - From Gear; W/Cooler.....	≈80114	★25"	39859
	Return - Cooler To Pump; Conventional System.....		★		1969			
	Return - Cooler To Pump; Hydroboost System W/O Skid Control; W/O Filter		★21"		V-8 390 ENG.; V-8 428 ENG.; V-8 429 ENG.			
	Return - Cooler To Pump; Hydroboost System W/Skid Control.....		★28"		Pressure; W/Ford Stg. Gear; ☆P.....	70648		
	Return - From Gear; Conventional System.....	≈80031			Return - Cooler To Pump		★10"	
	Return - Gear To Cooler; Hydroboost System W/Skid Control.....	≈80031			Return - From Gear; W/Cooler.....	≈80114	★31"	39859
	Return - Hydroboost To Pump; Hydroboost System W/O Skid Control		★37"		1968			
	Return - Tee To Pump; Hydroboost System W/Skid Control.....		★9"		V-8 390 ENG.; V-8 428 ENG.			
	1974				V-8 390 ENG.; V-8 428 ENG.			
	V-8 400 ENG.				Pressure; W/Ford Stg. Gear; ☆P.....			
	Pressure; W/Ford P.S. Pump; ☆C.....	91848			Return - Cooler To Pump		★10"	
	Pressure; W/Saginaw P.S. Pump; ☆B...	70677			Return - From Gear; W/Cooler.....	≈80114	★31"	39859
	Return; W/Ford P.S. Pump; ☆C	≈80031	★42"	39859	1967			
	Return; W/Saginaw P.S. Pump; ☆B	≈80031	★28"		V-8 410 ENG.; V-8 427 ENG.; V-8 428 ENG.			
	Return - Cooler To Pump		★28"		Pressure	70648		
	V-8 460 ENG.				Return; W/A.C.			
	Pressure; W/A.C.; May 1 & Older.....	80189			Return; W/O A.C.	≈70642	★	39859
	Pressure; W/A.C.; May 2 & Newer	70677			Return - Cooler To Pump		★30"	39859
	Pressure; W/O A.C.	80189			METEOR			
	Return - Cooler To Pump		★28"		1963			
	Return - From Gear; W/Cooler.....	≈80031	★42"	39859	6-CYL. 170 ENG.; V-8 221 ENG.; V-8 260 ENG.			
	1973				Cyl.....			
	V-8 400 ENG.				Return			
	Pressure; W/Ford P.S. Pump; ☆C.....	91848			≈70579		★	39860
	Pressure; W/Saginaw P.S. Pump; ☆B...	70677			1962			
	Return; W/Ford P.S. Pump; ☆C	≈80031	★42"	39859	6-CYL. 170 ENG.; V-8 221 ENG.; V-8 260 ENG.			
	Return; W/Saginaw P.S. Pump; ☆B	≈80031	★28"		Cyl.....	≈70579		
	Return - Cooler To Pump		★28"		Return	≈80113		
	V-8 429 ENG.; V-8 460 ENG.				MONARCH			
	Pressure; W/A.C.....	70677			1980			
	Pressure; W/O A.C.	80189			6-CYL. 4.1 L ENG.			
	Return - Cooler To Pump		★28"		Cyl.....	②80028		
	Return - From Gear; W/Cooler.....	≈80031	★42"	39859	Pressure	71114		
	1972				Return			
	V-8 400 ENG.; V-8 429 ENG.				80030			
	Pressure; Mar. 13 & Older	71262			V-8 4.2 L ENG.; V-8 5.0 L ENG.			
	Pressure; Mar. 14 & Newer.....	91848			Cyl.....	②80028		
	Return - Cooler To Pump		★26"		Pressure - Control Valve End.....	80029		
	Return - From Gear; W/Cooler.....	≈80031	★26"	39859	Pressure - Pump End	71081		
	1971				Return - Control Valve End			
	V-8 400 ENG.; V-8 429 ENG.				Return - Pump End.....			
	Pressure	70660					★30"	
	Return - Cooler To Pump		★20"		1979			
	Return - From Gear; W/Cooler.....	≈80114	★25"	39859	6-CYL. 250 ENG.			

<p>ILLUSTRATIONS</p> <p>* Cut From C.P.E. 3/8" I.D. Hose: 71350 (48"), 81352 (25').</p> <p>† Cut From S.A.E. 11/32" I.D. Hose: 80062 (12"), 80063 (24"), 80064 (36"), 81353 (25').</p> <p>★ Cut From S.A.E. 3/8" I.D. Hose: 71224 (24"), 71236 (36"), 71206 (48"), 81206 (25'). May Also Use 3/8" C.P.E.</p> <p>♣ Cut From S.A.E. 5/8" I.D. Hose: 71351 (36').</p> <p>□ Cut From 1/2" I.D. Suction Hose: 71296 (36"), 81354 (10').</p> <p>♠ Cut From 5/8" I.D. Suction Hose: 71207 (42"), 81355 (10').</p> <p>✱ Cut From 3/4" I.D. Suction Hose: 71297 (36"), 81356 (10').</p> <p>☆ See Page A14 For Pump or Gear Identification.</p>	<p>② Two Required.</p> <p>③ Three Required.</p> <p>④ Four Required.</p> <p>≈ Cut To Fit.</p> <p>⊕ Replaces Both Upper and Lower Hose.</p> <p>▲ 252660 Adaptor Required For Some Models.</p> <p>♣ See Page A6 For Installation Procedure.</p>
---	--

Power Steering Hose for Passenger Cars

Application	Assembly Number	Multi-Use Hose	End Fitting	Application	Assembly Number	Multi-Use Hose	End Fitting	
MERCURY - Continued				MERCURY - Continued				SYSTEM PUMP & GEAR IDENT.
MONARCH - Continued				MONARCH - Continued				
1979 - Continued				1977 - Continued				SYSTEM & COMPONENT IDENT.
V-8 302 ENG. - Continued				6-CYL. 200 ENG.; 6-CYL. 250 ENG. - Continued				
Pressure - Pump End; W/Saginaw P.S. Pump; ☆B.....	71062			Pressure - Pump To Hydroboost (Hydroboost End).....	70724			
Return - Control Valve End.....	⊗70737			Pressure - Pump To Hydroboost (Pump End).....	70721			
Return - Pump End.....		★24"		Return; Conventional System.....	⊗80030			
1978				Return - Control Valve To Filter; Hydroboost System.....				⊗80030
6-CYL. 250 ENG.				Return - Filter To Pump; Hydroboost System.....				★
Cyl.; Conventional System.....	⊗80028			Return - Hydroboost To Pump.....		★		
Cyl.; Hydroboost System.....	⊗80028			V-8 302 ENG.; V-8 351 ENG.				
Pressure - Control Valve End; Conventional System.....	80029			Cyl.; Conventional System.....	⊗80028			
Pressure - Hydroboost To Control Valve (Control Valve End).....	70723			Cyl.; Hydroboost System.....	⊗80028			
Pressure - Hydroboost To Control Valve (Hydroboost End).....	80032			Pressure - Control Valve End; Conventional System.....	80029			
Pressure - Pump End; Conventional System.....	71013			Pressure - Hydroboost To Control Valve (Control Valve End).....	70723			
Pressure - Pump To Hydroboost (Hydroboost End).....	70724			Pressure - Hydroboost To Control Valve (Hydroboost End).....	80032			
Pressure - Pump To Hydroboost (Pump End).....	71016			Pressure - Pump End; Conventional System.....	71013			
Return - Control Valve End; Conventional System.....	80030			Pressure - Pump To Hydroboost (Hydroboost End).....	70724			
Return - Control Valve To Cooler; Hydroboost System.....	⊗80030			Pressure - Pump To Hydroboost (Pump End).....	71016			
Return - Cooler To Pump; Hydroboost System.....		★16"		Return - Control Valve End; Conventional System.....	80030			
Return - Hydroboost To Pump.....		★		Return - Control Valve To Cooler; Hydroboost System.....	⊗80030			
Return - Pump End; Conventional System.....		★19"		Return - Cooler To Pump; Hydroboost System.....		★16"		
V-8 302 ENG.				Return - Hydroboost To Pump.....				★
Cyl.; Conventional System.....	⊗80028			Return - Pump End; Conventional System.....		★19"		
Cyl.; Hydroboost System.....	⊗80028			1976				
Pressure - Control Valve End; Conventional System.....	80029			6-CYL. 200 ENG.				
Pressure - Hydroboost To Control Valve (Control Valve End).....	70723			Cyl.; Conventional System.....	⊗70640			
Pressure - Hydroboost To Control Valve (Hydroboost End).....	80032			Cyl.; Hydroboost System W/O Skid Control; W/Flared Fitting.....	⊗70640			
Pressure - Pump End; Conventional System.....	71014			Cyl.; Hydroboost System W/O Skid Control; W/O-Ring Fitting.....	⊗80028			
Pressure - Pump To Hydroboost (Hydroboost End).....	70724			Cyl.; Hydroboost System W/Skid Control; W/Flared Fitting.....	⊗70640			
Pressure - Pump To Hydroboost (Pump End).....	71015			Cyl.; Hydroboost System W/Skid Control; W/O-Ring Fitting.....	⊗80028			
Return - Control Valve End; Conventional System.....	⊗70737			Pressure; Conventional System.....	80157			
Return - Control Valve To Cooler; Hydroboost System.....	⊗80030			Pressure - Hydroboost To Control Valve (Control Valve End); Hydroboost System W/O Skid Control; W/O-Ring Fitting.....	70723			
Return - Cooler To Pump; Hydroboost System.....		★16"		Pressure - Pump End; Hydroboost System W/O Skid Control; W/Flared Fitting.....	70726			
Return - Hydroboost To Pump.....		★		Pressure - Pump End; Hydroboost System W/O Skid Control; W/O-Ring Fitting.....	70721			
Return - Pump End; Conventional System.....		★24"		Return; Conventional System.....	⊗80113	★	39860	
1977				Return - Control Valve To Cooler; Hydroboost System W/O Skid Control; W/Flared Fitting.....				⊗80113
6-CYL. 200 ENG.; 6-CYL. 250 ENG.				Return - Filter To Pump; Hydroboost System.....				★
Cyl.; Conventional System.....	⊗80028			Return - Hydroboost To Pump.....		★		
Cyl.; Hydroboost System.....	⊗80028			Return - Pump End; Conventional System.....		★30"		
Pressure; Conventional System.....	80027			1976				
Pressure - Hydroboost To Control Valve (Control Valve End).....	70723			6-CYL. 200 ENG.				
Pressure - Hydroboost To Control Valve (Hydroboost End).....	80032			Cyl.; Conventional System.....	⊗70640			

- * Cut From C.P.E. 3/8" I.D. Hose: 71350 (48"), 81352 (25).
- † Cut From S.A.E. 11/32" I.D. Hose: 80062 (12"), 80063 (24"), 80064 (36"), 81353 (25).
- ★ Cut From S.A.E. 3/8" I.D. Hose: 71224 (24"), 71236 (36"), 71206 (48"), 81206 (25). May Also Use 3/8" C.P.E.
- ♣ Cut From S.A.E. 5/8" I.D. Hose: 71351 (36").
- Cut From 1/2" I.D. Suction Hose: 71296 (36"), 81354 (10').
- ♣ Cut From 5/8" I.D. Suction Hose: 71207 (42"), 81355 (10').
- ★ Cut From 3/4" I.D. Suction Hose: 71297 (36"), 81356 (10').
- ☆ See Page A14 For Pump or Gear Identification.

- ⊗ Two Required.
- ⊙ Three Required.
- ⊕ Four Required.
- ⊗ Cut To Fit.
- ⊗ Replaces Both Upper and Lower Hose.
- ▲ 252660 Adaptor Required For Some Models.
- ♣ See Page A6 For Installation Procedure.

SYSTEM PUMP & GEAR IDENT.

SYSTEM & COMPONENT IDENT.

PASS. CARS

LIGHT TRUCKS

MEDIUM/HEAVY TRUCKS

BUSES

HOSE NUMERICAL

REPAIR KITS

KIT NUMERICAL

ILLUSTRATIONS

Power Steering Hose for Passenger Cars

	Application	Assembly Number	Multi-Use Hose	End Fitting	Application	Assembly Number	Multi-Use Hose	End Fitting
SYSTEM PUMP & GEAR IDENT.	MERCURY - Continued				MERCURY - Continued			
SYSTEM & COMPONENT IDENT.	MONARCH - Continued				MONARCH - Continued			
PASS. CARS	1976 - Continued				1976 - Continued			
	6-CYL. 200 ENG. - Continued				V-8 302 ENG.; V-8 351 ENG. - Continued			
	Return - Control Valve To Cooler; Hydroboost System W/O Skid Control; W/O-Ring Fitting.....	≠80031	★		Cyl.; Hydroboost System W/O Skid Control; W/Flared Fitting.....	②70640		
	Return - Control Valve To Cooler; Hydroboost System W/Skid Control	≠80113	★	39860	Cyl.; Hydroboost System W/O Skid Control; W/O-Ring Fitting.....	②80028		
	Return - Control Valve To Filter; Hydroboost System	≠80113	★	39860	Cyl.; Hydroboost System W/Skid Control; W/Flared Fitting	②70640		
	Return - Cooler To Pump; Hydroboost System W/O Skid Control.....		★		Cyl.; Hydroboost System W/Skid Control; W/O-Ring Fitting	②80028		
	Return - Cooler To Pump; Hydroboost System W/Skid Control		★		Pressure - Control Valve End; Conventional System; W/Flared Fitting	70679		
	Return - Hydroboost To Pump; Hydroboost System W/O Skid Control		★		Pressure - Control Valve End; Conventional System; W/O-Ring Fitting	80029		
	Return - Tee To Pump; Hydroboost System W/Skid Control.....		★		Pressure - Hydroboost To Control Valve (Control Valve End); Hydroboost System W/O Skid Control; W/O-Ring Fitting.....	70723		
LIGHT TRUCKS	6-CYL. 250 ENG.				Pressure - Pump End; Conventional System; W/A.C.; W/Flared Fitting.....			
	Cyl.; Conventional System; W/Flared Fitting.....	②70640			Pressure - Pump End; Conventional System; W/A.C.; W/O-Ring Fitting	71345		
	Cyl.; Conventional System; W/O-Ring Fitting.....	②80028			Pressure - Pump End; Conventional System; W/O A.C.; W/Flared Fitting ..	71346		
	Cyl.; Hydroboost System W/O Skid Control; W/Flared Fitting.....	②70640			Pressure - Pump End; Conventional System; W/O A.C.; W/O-Ring Fitting ..	80161		
	Cyl.; Hydroboost System W/O Skid Control; W/O-Ring Fitting.....	②80028			Pressure - Pump End; Conventional System; W/O A.C.; W/O-Ring Fitting ..	80149		
MEDIUM/HEAVY TRUCKS	Cyl.; Hydroboost System W/Skid Control; W/Flared Fitting				Pressure - Pump End; Hydroboost System W/O Skid Control; W/Flared Fitting.....			
	Cyl.; Hydroboost System W/Skid Control; W/O-Ring Fitting	②70640			Pressure - Pump End; Hydroboost System W/O Skid Control; W/O-Ring Fitting.....	70726		
	Cyl.; Hydroboost System W/Skid Control; W/O-Ring Fitting	②80028			Return - Control Valve End; Conventional System; W/Flared Fitting	70721		
	Pressure; Conventional System; W/Flared Fitting.....	80155			Return - Control Valve End; Conventional System; W/O-Ring Fitting	70721		
	Pressure; Conventional System; W/O-Ring Fitting.....	80027			Return - Control Valve To Cooler; Hydroboost System W/O Skid Control; W/O-Ring Fitting.....	③70737		
	Pressure - Hydroboost To Control Valve (Control Valve End); Hydroboost System W/O Skid Control; W/O-Ring Fitting.....	70723			Return - Control Valve To Cooler; Hydroboost System W/O Skid Control; W/O-Ring Fitting.....	≠80031	★	
BUSES	Pressure - Pump End; Hydroboost System W/O Skid Control; W/Flared Fitting.....				Return - Control Valve To Cooler; Hydroboost System; W/Flared Fitting.....			
	Pressure - Pump End; Hydroboost System W/O Skid Control; W/O-Ring Fitting.....	70726			Return - Control Valve To Filter; Hydroboost System W/O Skid Control	≠80113	★	39860
	Return; Conventional System; W/Flared Fitting.....	≠80113	★	39860	Return - Cooler To Pump; Hydroboost System W/O Skid Control.....	≠80113	★	39860
	Return; Conventional System; W/O-Ring Fitting.....	80030			Return - Cooler To Pump; Hydroboost System W/O Skid Control.....		★	
	Return - Control Valve To Cooler; Hydroboost System; W/Flared Fitting.....	≠80113	★	39860	Return - Cooler To Pump; Hydroboost System W/Skid Control.....		★	
	Return - Control Valve To Filter; Hydroboost System W/O Skid Control	≠80113	★	39860	Return - Hydroboost To Pump; Hydroboost System W/O Skid Control		★	
	Return - Cooler To Pump; Hydroboost System W/O Skid Control.....		★		Return - Pump End; Conventional System.....		★30"	
	Return - Cooler To Pump; Hydroboost System W/Skid Control.....		★		Return - Tee To Pump; Hydroboost System W/Skid Control.....		★	
	Return - Hydroboost To Pump; Hydroboost System W/O Skid Control		★					
	Return - Tee To Pump; Hydroboost System W/Skid Control.....		★					
HOSE NUMERICAL	V-8 302 ENG.; V-8 351 ENG.				1975			
	Cyl.; Conventional System; W/Flared Fitting.....	②70640			6-CYL. 200 ENG.			
	Cyl.; Conventional System; W/O-Ring Fitting.....	②80028			Cyl.....	②70640		
					Pressure; Conventional System.....	80157		
					Pressure - Control Valve End; Hydroboost System W/Skid Control.....	70679		
					Pressure - Hydroboost To Control Valve (Control Valve End); Hydroboost System W/O Skid Control	70679		
					Pressure - Pump To Hydroboost (Hydroboost End); Hydroboost System W/O Skid Control.....	80155		

ILLUSTRATIONS

* Cut From C.P.E. 3/8" I.D. Hose: 71350 (48"), 81352 (25').
 † Cut From S.A.E. 11/32" I.D. Hose: 80062 (12"), 80063 (24"), 80064 (36"), 81353 (25').
 ★ Cut From S.A.E. 3/8" I.D. Hose: 71224 (24"), 71236 (36"), 71206 (48"), 81206 (25'). May Also Use 3/8" C.P.E.
 † Cut From S.A.E. 5/8" I.D. Hose: 71351 (36").
 □ Cut From 1/2" I.D. Suction Hose: 71296 (36"), 81354 (10').
 ❖ Cut From 5/8" I.D. Suction Hose: 71207 (42"), 81355 (10').
 ✱ Cut From 3/4" I.D. Suction Hose: 71297 (36"), 81356 (10').
 ☆ See Page A14 For Pump or Gear Identification.

② Two Required.
 ③ Three Required.
 ④ Four Required.
 ≠ Cut To Fit.
 Ⓢ Replaces Both Upper and Lower Hose.
 ▲ 252660 Adaptor Required For Some Models.
 ❖ See Page A6 For Installation Procedure.

Power Steering Hose for Passenger Cars

Application	Assembly Number	Multi-Use Hose	End Fitting	Application	Assembly Number	Multi-Use Hose	End Fitting	
MERCURY - Continued				MERCURY - Continued				SYSTEM PUMP & GEAR IDENT.
MONARCH - Continued				MONARCH - Continued				
1975 - Continued				1975 - Continued				SYSTEM & COMPONENT IDENT.
6-CYL. 200 ENG. - Continued				V-8 302 ENG. - Continued				
Pressure - Pump To Hydroboost (Pump End); Hydroboost System W/O Skid Control.....	70726			Pressure - Pump To Hydroboost (Pump End); Hydroboost System W/O Skid Control.....	80034			
Pressure - Skid Control To Hydroboost (Hydroboost End); Hydroboost System W/Skid Control; Apr. 7 & Newer.	80155			Pressure - Skid Control To Hydroboost (Hydroboost End); Hydroboost System W/Skid Control; Apr. 6 & Older..	70721			
Return; Conventional System.....	✕80113	★	39860	Pressure - Skid Control To Hydroboost (Hydroboost End); Hydroboost System W/Skid Control; Apr. 7 & Newer.	80155			
Return - Control Valve To Cooler; Hydroboost System W/O Skid Control...	✕80031			Return; Conventional System; W/Flared Fitting.....	80159			
Return - Control Valve To Pump; Hydroboost System W/Skid Control.....	✕80113	★	39860	Return; Conventional System; W/O-Ring Fitting.....	⊗70737			
Return - Cooler To Pump; Hydroboost System W/O Skid Control.....		★		Return - Control Valve To Cooler; Hydroboost System W/O Skid Control...	✕80031			
Return - Cooler To Pump; Hydroboost System W/Skid Control.....		★		Return - Control Valve To Cooler; Hydroboost System W/Skid Control.....	✕80031			
Return - Hydroboost To Pump; Hydroboost System W/O Skid Control.....		★		Return - Cooler To Pump; Hydroboost System W/O Skid Control.....		★		
Return - Tee To Pump; Hydroboost System W/Skid Control.....		★		Return - Cooler To Pump; Hydroboost System W/Skid Control.....		★		
6-CYL. 250 ENG.				V-8 351 ENG.				PASS. CARS
Cyl.....	⊗70640			Cyl.....	⊗70640			
Pressure; Conventional System.....	80155			Pressure - Control Valve End; Conventional System.....	70679			
Pressure - Control Valve End; Hydroboost System W/Skid Control.....	70679			Pressure - Hydroboost To Control Valve (Control Valve End); Hydroboost System W/O Skid Control.....	70679			
Pressure - Hydroboost To Control Valve (Control Valve End); Hydroboost System W/O Skid Control.....	70679			Pressure - Pump To Hydroboost (Pump End); Hydroboost System W/O Skid Control.....	80155			
Pressure - Pump To Hydroboost (Pump End); Hydroboost System W/O Skid Control.....	70726			Pressure - Skid Control To Hydroboost (Hydroboost End); Hydroboost System W/Skid Control; Apr. 7 & Newer.	80155			
Return; Conventional System.....	✕80113	★	39860	Return; Conventional System; W/Flared Fitting.....	⊗70737			
Return - Control Valve To Cooler; Hydroboost System W/O Skid Control...	✕80031			Return - Control Valve To Cooler; Hydroboost System W/O Skid Control...	✕80031			
Return - Control Valve To Pump; Hydroboost System W/Skid Control.....	✕80113	★	39860	Return - Control Valve To Cooler; Hydroboost System W/Skid Control.....	✕80031			
Return - Cooler To Pump; Hydroboost System W/O Skid Control.....		★		Return - Cooler To Pump; Hydroboost System W/O Skid Control.....		★		
Return - Cooler To Pump; Hydroboost System W/Skid Control.....		★		Return - Cooler To Pump; Hydroboost System W/Skid Control.....		★		
Return - Hydroboost To Pump; Hydroboost System W/O Skid Control.....		★		Return - Cooler To Pump; Hydroboost System W/Skid Control.....		★		
Return - Tee To Pump; Hydroboost System W/Skid Control.....		★		Return - Tee To Pump; Hydroboost System W/Skid Control.....		★		
V-8 302 ENG.				V-8 351 ENG.				LIGHT TRUCKS
Cyl.....	⊗70640			Cyl.....	⊗70640			
Pressure - Control Valve End; Conventional System.....	70679			Pressure - Control Valve End; Conventional System.....	70679			
Pressure - Hydroboost To Control Valve (Control Valve End); Hydroboost System W/O Skid Control.....	70679			Pressure - Hydroboost To Control Valve (Control Valve End); Hydroboost System W/O Skid Control.....	70679			
Pressure - Pump End; Conventional System; Feb. 17 & Older.....	71345			Pressure - Pump End; Conventional System.....	71345			
Pressure - Pump End; Conventional System; Feb. 18 & Newer.....	70682			Pressure - Pump To Hydroboost (Pump End); Hydroboost System W/O Skid Control.....	80034			
Pressure - Pump To Hydroboost (Hydroboost End); Hydroboost System W/O Skid Control.....	80155			Pressure - Skid Control To Hydroboost (Hydroboost End); Hydroboost System W/Skid Control; Apr. 6 & Older..	70721			
				Pressure - Skid Control To Hydroboost (Hydroboost End); Hydroboost System W/Skid Control; Apr. 7 & Newer.				MEDIUM/HEAVY TRUCKS
				Return; Conventional System; W/Flared Fitting.....				
				Return; Conventional System; W/O-Ring Fitting.....				BUSES
				Return - Control Valve To Cooler; Hydroboost System W/O Skid Control...				
				Return - Control Valve To Cooler; Hydroboost System W/Skid Control.....				HOSE NUMERICAL
				Return - Cooler To Pump; Hydroboost System W/O Skid Control.....				
				Return - Cooler To Pump; Hydroboost System W/Skid Control.....				REPAIR KITS
				Return - Cooler To Pump; Hydroboost System W/Skid Control.....				
				Return - Hydroboost To Pump; Hydroboost System W/O Skid Control.....				KIT NUMERICAL
				Return - Tee To Pump; Hydroboost System W/Skid Control.....				

* Cut From C.P.E. 3/8" I.D. Hose: 71350 (48"), 81352 (25").
 † Cut From S.A.E. 11/32" I.D. Hose: 80062 (12"), 80063 (24"), 80064 (36"), 81353 (25").
 ★ Cut From S.A.E. 3/8" I.D. Hose: 71224 (24"), 71236 (36"), 71206 (48"), 81206 (25"). May Also Use 3/8" C.P.E.
 ❖ Cut From S.A.E. 5/8" I.D. Hose: 71351 (36").
 □ Cut From 1/2" I.D. Suction Hose: 71296 (36"), 81354 (10').
 ❖ Cut From 5/8" I.D. Suction Hose: 71207 (42"), 81355 (10').
 ✱ Cut From 3/4" I.D. Suction Hose: 71297 (36"), 81356 (10').
 ☆ See Page A14 For Pump or Gear Identification.

⊗ Two Required.
 ⊕ Three Required.
 ⊙ Four Required.
 ✕ Cut To Fit.
 ⊕ Replaces Both Upper and Lower Hose.
 ▲ 252660 Adaptor Required For Some Models.
 ❖ See Page A6 For Installation Procedure.

ILLUSTRATIONS

Power Steering Hose for Passenger Cars

	Application	Assembly Number	Multi-Use Hose	End Fitting	Application	Assembly Number	Multi-Use Hose	End Fitting
SYSTEM PUMP & GEAR IDENT.	MERCURY - Continued				MERCURY - Continued			
	MONTCLAIR				MONTEGO - Continued			
	1968				1974 - Continued			
	V-8 390 ENG.; V-8 428 ENG.				V-8 460 ENG.			
	Pressure; W/Ford Stg. Gear; ☆P.....	70648			Pressure; W/Ford Stg. Gear; ☆P.....	71262		
SYSTEM & COMPONENT IDENT.	Return; W/O A.C.	☆80114	★31"	39859	Pressure; W/Saginaw Stg. Gear; ☆N....	70704		
	Return - Cooler To Pump.....		★10"		Return - Cooler To Pump.....		★18"	
	MONTCLAIRE				Return - From Gear; W/Cooler.....			
	1967				☆80031			
	V-8 390 ENG.; V-8 410 ENG.; V-8 427 ENG.; V-8 428 ENG.				1973			
	Pressure.....	70648			6-CYL. 250 ENG.			
	Return; W/A.C.	☆70642	★	39859	Return.....	☆80031	★	39859
PASS. CARS	Return; W/O A.C.		★30"	39859	V-8 302 ENG.; V-8 351 ENG.; V-8 400 ENG.			
	Return - Cooler To Pump.....		★10"		Pressure; W/Ford Stg. Gear; ☆P.....	70674		
	1966				Pressure; W/Saginaw Stg. Gear; ☆N....	70704		
	V-8 390 ENG.; V-8 410 ENG.; V-8 428 ENG.				Return - Cooler To Pump.....		★18"	
	Pressure.....	70648			Return - From Gear; W/Cooler.....	☆80031	★21"	39859
	Return; W/A.C.	☆70551	★25"	39859	V-8 429 ENG.; V-8 460 ENG.			
LIGHT TRUCKS	Return; W/O A.C.	☆70629	★25"	39859	Pressure; W/Ford Stg. Gear; ☆P.....	71262		
	1965				Pressure; W/Saginaw Stg. Gear; ☆N....	70704		
	V-8 390 ENG.; V-8 427 ENG.				Return - Cooler To Pump.....		★18"	
	Pressure; W/Ford Stg. Gear; ☆P.....	70648			Return - From Gear; W/Cooler.....	☆80031	★21"	39859
	Return; W/A.C.	☆70551	★25"	39859	1972			
	Return; W/O A.C.	☆70629	★25"	39859	6-CYL. 250 ENG.			
	1964				Return.....			
	V-8 390 ENG.; V-8 427 ENG.				☆80031			
	Cyl. - Right Turn.....	70579			V-8 302 ENG.; V-8 351 ENG.; V-8 400 ENG.; V-8 429 ENG.			
	Pressure; W/O A.C.	70612			Pressure; W/30" Hose.....	70674		
	Return; W/O A.C.		★18"		Pressure; W/35" Hose.....	71262		
	MONTCLARE				Return.....	☆80031	★21"	39859
	1976-1975				1971-1970			
	V-8 351 ENG.				6-CYL. 250 ENG.			
	Pressure; W/Ford Stg. Gear;				Cyl.....	②70640		
	W/Modified Eng.; W/O Police Pkg.;				Pressure.....	70652		
	☆P.....	71262			Return.....	☆80113	★	39860
	Pressure; W/Ford Stg. Gear;				V-8 302 ENG.; V-8 351 ENG.			
	W/Windsor Eng.; W/O Police Pkg.;				Cyl.....	②70640		
	☆P.....	70674			Pressure - Control Valve End.....	70679		
	Pressure; W/Saginaw Stg. Gear; ☆N....	70704			Pressure - Pump End.....	70692		
	Return - Cooler To Pump.....		★18"		Return - Pump End.....	③70656		
	Return - From Gear; W/Cooler.....	☆80031	★21"	39859	V-8 429 ENG.			
	V-8 400 ENG.; V-8 460 ENG.				Cyl.....			
	Pressure; W/Ford Stg. Gear; W/O Po-	71262			Pressure - Control Valve End.....	②70640		
	lice Pkg.; ☆P.....	70704			Pressure - Pump End.....	70679		
	Pressure; W/Saginaw Stg. Gear; ☆N....		★18"		Return - Pump End.....	80026		
	Return - Cooler To Pump.....		★21"	39859	Return - Pump End.....	③70656		
	Return - From Gear; W/Cooler.....	☆80031	★21"		1969			
	1974				6-CYL. 250 ENG.			
	6-CYL. 250 ENG.				Cyl.....			
	Return.....	☆80031	★	39859	Pressure.....	②70640		
	V-8 302 ENG.; V-8 351 ENG.; V-8 400 ENG.				Return.....	70652		
	Pressure; W/Ford Stg. Gear; ☆P.....	70674			Return.....	☆80113	★	39860
	Pressure; W/Saginaw Stg. Gear; ☆N....	70704			V-8 302 ENG.; V-8 351 ENG.			
	Return - Cooler To Pump.....		★18"		Cyl.....	②70640		
	Return - From Gear; W/Cooler.....	☆80031	★21"	39859	Pressure - Control Valve End.....	70679		
	1974				Return; W/O Cooler.....	③70656		
	6-CYL. 250 ENG.				Return - Control Valve To Cooler.....	☆80113	★	39860
	Return.....	☆80031	★	39859	Return - Cooler To Pump.....		★44"	
	V-8 302 ENG.; V-8 351 ENG.; V-8 400 ENG.				V-8 390 ENG.; V-8 428 ENG.			
	Pressure; W/Ford Stg. Gear; ☆P.....	70674			Cyl.....	②70640		
	Pressure; W/Saginaw Stg. Gear; ☆N....	70704			Return; W/O A.C.	③70656		
	Return - Cooler To Pump.....		★18"		ILLUSTRATIONS			
	Return - From Gear; W/Cooler.....	☆80031	★21"	39859	* Cut From C.P.E. 3/8" I.D. Hose: 71350 (48"), 81352 (25").			

* Cut From C.P.E. 3/8" I.D. Hose: 71350 (48"), 81352 (25").
 † Cut From S.A.E. 11/32" I.D. Hose: 80062 (12"), 80063 (24"), 80064 (36"), 81353 (25").
 ★ Cut From S.A.E. 3/8" I.D. Hose: 71224 (24"), 71236 (36"), 71206 (48"), 81206 (25"). May Also Use 3/8" C.P.E.
 ♣ Cut From S.A.E. 5/8" I.D. Hose: 71351 (36").
 □ Cut From 1/2" I.D. Suction Hose: 71296 (36"), 81354 (10").
 ♠ Cut From 5/8" I.D. Suction Hose: 71207 (42"), 81355 (10").
 ♣ Cut From 3/4" I.D. Suction Hose: 71297 (36"), 81356 (10").
 ☆ See Page A14 For Pump or Gear Identification.

② Two Required.
 ③ Three Required.
 ④ Four Required.
 ☆ Cut To Fit.
 ♣ Replaces Both Upper and Lower Hose.
 ▲ 252660 Adaptor Required For Some Models.
 ♣ See Page A6 For Installation Procedure.

Power Steering Hose for Passenger Cars

Application	Assembly Number	Multi-Use Hose	End Fitting	Application	Assembly Number	Multi-Use Hose	End Fitting
MERCURY - Continued				MERCURY - Continued			
MONTEGO - Continued				MONTEREY - Continued			
1968				1969			
6-CYL. 200 ENG.				V-8 390 ENG.; V-8 428 ENG.; V-8 429 ENG.			
Cyl.....	②70640			Pressure; W/Ford Stg. Gear; ☆P.....	70648		
Pressure.....	70652			Return; W/Ford Stg. Gear; ☆P.....	≈80114	★31"	39859
Return.....	≈80113	★	39860	Return - Cooler To Pump.....		★10"	
V-8 302 ENG.				1968			
Cyl.....	②70640			V-8 390 ENG.; V-8 428 ENG.			
Pressure.....	70653			Pressure; W/Ford Stg. Gear; ☆P.....	70648		
Return.....	≈80113	★	39860	Return; W/Ford Stg. Gear; ☆P.....	≈80114	★31"	39859
V-8 390 ENG.; V-8 427 ENG.; V-8 428 ENG.				Return - Cooler To Pump.....			
Cyl.....	②70640			1967			
Return; W/O A.C.....	③70656			V-8 390 ENG.; V-8 410 ENG.; V-8 427 ENG.; V-8 428 ENG.			
MONTEREY				Pressure.....			
1974				Return; W/A.C.....			
V-8 400 ENG.				Return; W/O A.C.....			
Pressure; W/Ford P.S. Pump; ☆C.....	91848			Return - Cooler To Pump.....		★10"	
Pressure; W/Saginaw P.S. Pump; ☆B...	70677			1966			
Return - Cooler To Pump.....		★28"		V-8 390 ENG.; V-8 410 ENG.; V-8 428 ENG.			
Return - From Gear; W/Cooler.....	≈80031	★42"	39859	Pressure; W/Ford Stg. Gear; ☆P.....	70648		
V-8 460 ENG.				Return; W/A.C.; W/Ford Stg. Gear; ☆P.....			
Pressure; W/A.C.; May 1 & Older.....	80189			Return; W/O A.C.; W/Ford Stg. Gear;	≈70551	★25"	39859
Pressure; W/A.C.; May 2 & Newer.....	70677			☆P.....	≈70629	★25"	39859
Pressure; W/O A.C.....	80189			1965			
Return - Cooler To Pump.....		★28"		V-8 390 ENG.; V-8 427 ENG.			
Return - From Gear; W/Cooler.....	≈80031	★42"	39859	Pressure; W/Ford Stg. Gear; ☆P.....	70648		
1973				Return; W/A.C.; W/Ford Stg. Gear; ☆P.....			
V-8 351 ENG.; V-8 400 ENG.				Return; W/O A.C.; W/Ford Stg. Gear;			
Pressure; W/Ford P.S. Pump; ☆C.....	91848			☆P.....	≈70629	★25"	39859
Pressure; W/Saginaw P.S. Pump; ☆B...	70677			1964			
Return - Cooler To Pump.....		★28"		V-8 390 ENG.; V-8 427 ENG.			
Return - From Gear; W/Cooler.....	≈80031	★42"	39859	Cyl. - Right Turn.....	70579		
V-8 429 ENG.; V-8 460 ENG.				Pressure; W/O A.C.....			
Pressure; W/A.C.....	80189			Return.....	70612	★18"	
Pressure; W/O A.C.....	80189			1963			
Return - Cooler To Pump.....		★28"		V-8 390 ENG.; V-8 406 ENG.			
Return - From Gear; W/Cooler.....	≈80031	★42"	39859	Pressure.....	70612		
1972				Return.....			
V-8 351 ENG.; V-8 400 ENG.; V-8 429 ENG.				V-8 427 ENG.			
Pressure; Mar. 13 & Older.....	71262			Return.....		★18"	
Pressure; Mar. 14 & Newer.....	91848			MYSTIQUE			
Return - Cooler To Pump.....		★26"		1995			
Return - From Gear; W/Cooler.....	≈80031	★26"	39859	4-CYL. 2.0 L ENG.			
1971				Pressure.....			
V-8 351 ENG.; V-8 400 ENG.; V-8 429 ENG.				Return - Cooler To Pipe.....			
Pressure.....	70660			Return - Gear To Cooler.....		★19"	
Return - Cooler To Pump.....		★20"		Return - To Reservoir; W/Cooler.....	91839		
Return - From Gear; W/Cooler.....	≈80114	★25"	39859	V-6 2.5 L ENG.			
1970				Pressure.....			
V-8 390 ENG.; V-8 429 ENG.				Return - Cooler To Pipe.....			
Pressure.....	70660			Return - Gear To Cooler.....		★19"	
Return - Cooler To Pump.....		★20"		Return - To Reservoir; W/Cooler.....	91839		
Return - From Gear; W/Cooler.....	≈80114	★25"	39859				

* Cut From C.P.E. 3/8" I.D. Hose: 71350 (48"), 81352 (25").
 † Cut From S.A.E. 11/32" I.D. Hose: 80062 (12"), 80063 (24"), 80064 (36"), 81353 (25").
 ★ Cut From S.A.E. 3/8" I.D. Hose: 71224 (24"), 71236 (36"), 71206 (48"), 81206 (25"). May Also Use 3/8" C.P.E.
 ♣ Cut From S.A.E. 5/8" I.D. Hose: 71351 (36").
 □ Cut From 1/2" I.D. Suction Hose: 71296 (36"), 81354 (10').
 ♠ Cut From 5/8" I.D. Suction Hose: 71207 (42"), 81355 (10').
 ♣ Cut From 3/4" I.D. Suction Hose: 71297 (36"), 81356 (10').
 ☆ See Page A14 For Pump or Gear Identification.

② Two Required.
 ③ Three Required.
 ④ Four Required.
 ≈ Cut To Fit.
 ♣ Replaces Both Upper and Lower Hose.
 ▲ 252660 Adaptor Required For Some Models.
 ♣ See Page A6 For Installation Procedure.

SYSTEM PUMP & GEAR IDENT.

SYSTEM & COMPONENT IDENT.

PASS. CARS

LIGHT TRUCKS

MEDIUM/HEAVY TRUCKS

BUSES

HOSE NUMERICAL

REPAIR KITS

KIT NUMERICAL

ILLUSTRATIONS

Power Steering Hose for Passenger Cars

	Application	Assembly Number	Multi-Use Hose	End Fitting	Application	Assembly Number	Multi-Use Hose	End Fitting
SYSTEM PUMP & GEAR IDENT.	MERCURY - Continued				MERCURY - Continued			
	PARK LANE				SABLE - Continued			
	1968				1993 - Continued			
SYSTEM & COMPONENT IDENT.	V-8 390 ENG.; V-8 428 ENG.				V-6 3.0 L ENG. - Continued			
	Pressure; W/Ford Stg. Gear; ☆P.....	70648			Pressure; OEM Type Hose Assy.;			
	Return; W/Ford Stg. Gear; ☆P.....	≠80114	★31"	39859	W/Switch Port.....	91738		
	Return - Cooler To Pump.....		★10"		Return; W/O Variable Assist.....	91914		
	1967				Return; W/Variable Assist; Pressure fitting of pump is equipped with an electronic sender on vehicles with variable assist.....			
	V-8 410 ENG.; V-8 427 ENG.; V-8 428 ENG.							
	Pressure.....	70648				91777		
	Return; W/A.C.....	≠70642	★	39859	V-6 3.8 L ENG.			
	Return; W/O A.C.....		★30"	39859	Pressure; Easy Fit Hose Assy.; W/O			
	Return - Cooler To Pump.....		★10"		Switch Port.....			
PASS. CARS	1966				Pressure; Easy Fit Hose Assy.;			
	V-8 390 ENG.; V-8 410 ENG.; V-8 428 ENG.				W/Switch Port.....			
	Pressure; W/Ford Stg. Gear; ☆P.....	70648			Pressure; OEM Type Hose Assy.; W/O			
	Return; W/A.C.; W/Ford Stg. Gear; ☆P.....	≠70551	★25"	39859	Switch Port.....			
	Return; W/O A.C.; W/Ford Stg. Gear; ☆P.....	≠70629	★25"	39859	Pressure; Easy Fit Hose Assy.;			
					W/Switch Port.....			
					Pressure; OEM Type Hose Assy.;			
					W/Switch Port.....			
					Return; W/O Cooler.....			
					Return - Cooler To Reservoir.....			
					Return - Gear To Cooler.....			
LIGHT TRUCKS	1965				1992			
	V-8 390 ENG.; V-8 427 ENG.				V-6 3.0 L ENG.			
	Pressure; W/Ford Stg. Gear; ☆P.....	70648			Pressure; Easy Fit Hose Assy.; W/O			
	Return; W/A.C.; W/Ford Stg. Gear; ☆P.....	≠70551	★25"	39859	Switch Port.....			
	Return; W/O A.C.; W/Ford Stg. Gear; ☆P.....	≠70629	★25"	39859	Pressure; Easy Fit Hose Assy.;			
					W/Switch Port.....			
					Pressure; OEM Type Hose Assy.			
					Return.....			
MEDIUM/HEAVY TRUCKS	1964				V-6 3.8 L ENG.			
	V-8 390 ENG.; V-8 427 ENG.				Pressure; Easy Fit Hose Assy.; W/O			
	Cyl. - Right Turn.....	70579			Switch Port.....			
	Pressure; W/O A.C.....	70612			Pressure; Easy Fit Hose Assy.;			
	Return.....		★18"		W/Switch Port.....			
					Pressure; OEM Type Hose Assy.; W/O			
					Switch Port.....			
					Pressure; OEM Type Hose Assy.;			
					W/Switch Port.....			
					Return; W/O Cooler.....			
					Return - Cooler To Reservoir.....			
					Return - Gear To Cooler.....			
BUSES	SABLE				1991			
	1995-1994				V-6 3.0 L ENG.			
	V-6 3.0 L ENG.				Pressure; Easy Fit Hose Assy.; W/O			
	Pressure; Easy Fit Hose Assy.;				Switch Port.....			
	W/Switch Port.....	80335			Pressure; Easy Fit Hose Assy.;			
	Pressure; OEM Type Hose Assy.;				W/Switch Port.....			
	W/Switch Port.....	91834			Pressure; OEM Type Hose Assy.; W/O			
	Pressure; W/O Switch Port.....	91833			Switch Port.....			
	Return - Cooler To Pump.....	80185			Pressure; OEM Type Hose Assy.;			
	Return - Gear To Cooler.....	91882			W/Switch Port.....			
					Return; W/O Cooler.....			
					Return - Cooler To Reservoir.....			
					Return - Gear To Cooler.....			
HOSE NUMERICAL	V-6 3.8 L ENG.				1991			
	Pressure; Easy Fit Hose Assy.;				V-6 3.0 L ENG.			
	W/Switch Port.....	80335			Pressure; Easy Fit Hose Assy.; W/O			
	Pressure; OEM Type Hose Assy.;				Switch Port.....			
	W/Switch Port.....	91834			Pressure; Easy Fit Hose Assy.;			
	Pressure; W/O Switch Port.....	91833			W/Switch Port.....			
	Return - Cooler To Pump.....	80185			Pressure; OEM Type Hose Assy.			
	Return - Gear To Cooler.....	91882			Return.....			
					Return - Cooler To Reservoir.....			
					Return - Gear To Cooler.....			
REPAIR KITS	1993				V-6 3.8 L ENG.			
	V-6 3.0 L ENG.				Pressure; Easy Fit Hose Assy.; W/O			
	Pressure; Easy Fit Hose Assy.; W/O				Switch Port.....			
	Switch Port.....	80334			Pressure; Easy Fit Hose Assy.;			
	Pressure; Easy Fit Hose Assy.;				W/Switch Port.....			
	W/Switch Port.....	80335			Pressure; OEM Type Hose Assy.			
	Pressure; OEM Type Hose Assy.; W/O				Return.....			
	Switch Port.....	91906			Return - Cooler To Reservoir.....			
					Return - Gear To Cooler.....			
KIT NUMERICAL								

* Cut From C.P.E. 3/8" I.D. Hose: 71350 (48"), 81352 (25").
 † Cut From S.A.E. 11/32" I.D. Hose: 80062 (12"), 80063 (24"), 80064 (36"), 81353 (25").
 ★ Cut From S.A.E. 3/8" I.D. Hose: 71224 (24"), 71236 (36"), 71206 (48"), 81206 (25"). May Also Use 3/8" C.P.E.
 ♣ Cut From S.A.E. 5/8" I.D. Hose: 71351 (36").
 □ Cut From 1/2" I.D. Suction Hose: 71296 (36"), 81354 (10').
 ♠ Cut From 5/8" I.D. Suction Hose: 71207 (42"), 81355 (10').
 ✱ Cut From 3/4" I.D. Suction Hose: 71297 (36"), 81356 (10').
 ☆ See Page A14 For Pump or Gear Identification.

② Two Required.
 ③ Three Required.
 ④ Four Required.
 ≠ Cut To Fit.
 ♣ Replaces Both Upper and Lower Hose.
 ▲ 252660 Adaptor Required For Some Models.
 ♣ See Page A6 For Installation Procedure.

Power Steering Hose for Passenger Cars

Application	Assembly Number	Multi-Use Hose	End Fitting	Application	Assembly Number	Multi-Use Hose	End Fitting
MERCURY - Continued				MERCURY - Continued			
SABLE - Continued				TOPAZ - Continued			
1990				1994-1992 - Continued			
V-6 3.0 L ENG.				V-6 3.0 L ENG.			
Pressure; Easy Fit Hose Assy.; W/O				Pressure - From Pump	91829		
Switch Port	80334			Pressure - To Gear	91735		
Pressure; Easy Fit Hose Assy.;				Return - From Gear	80020		
W/Switch Port	80335			Return - To Pump	91769		
Pressure; OEM Type Hose Assy.	91673						
Return	91775						
V-6 3.8 L ENG.				1991			
Pressure; Easy Fit Hose Assy.; W/O				4-CYL. 2.3 L ENG.			
Switch Port	80334			Pressure - From Pump	91827		
Pressure; Easy Fit Hose Assy.;				Pressure - To Gear	71828		
W/Switch Port	80335			Return - From Gear	80019		
Pressure; OEM Type Hose Assy.;				Return - To Pump	91768		
W/O Switch Port	91736						
Pressure; OEM Type Hose Assy.;				1990			
W/Switch Port	91689			4-CYL. 2.3 L ENG.			
Return; W/O Cooler	91776			Pressure - From Pump	91827		
Return - Cooler To Reservoir	91771			Pressure - To Gear	71429		
Return - Gear To Cooler; Dec. 1 &				Return - From Gear	80019		
Newer	91772			Return - To Pump	91768		
Return - Gear To Cooler; Nov. 30 &							
Older	91773			1989			
1989-1988				4-CYL. 2.3 L ENG.			
V-6 3.0 L ENG.				Pressure - From Pump	91843		
Pressure; Easy Fit Hose Assy.	80333			Pressure - To Gear; W/Ford Rack &			
Pressure; OEM Type Hose Assy.	91638			Pinion Gear; ☆Q	71429		
Return	91641			Pressure - To Gear; W/TRW Rack &			
				Pinion Gear; ☆R	80060		★18"
V-6 3.8 L ENG.				Return - Gear To Pipe			
Pressure; Easy Fit Hose Assy.	80333			Return - To Pump	91768		
Pressure; OEM Type Hose Assy.	91669						
Return	91776			1988			
1987				4-CYL. 2.3 L ENG.			
V-6 3.0 L ENG.				Pressure - From Pump; Nov. 13 &			
Pressure; Easy Fit Hose Assy.	80333			Older	91826		
Pressure; OEM Type Hose Assy.;				Pressure - From Pump; Nov. 14 &			
1 & Newer	91638			Newer	91843		
Pressure; OEM Type Hose Assy.;				Pressure - To Gear; W/Ford Rack &			
31 & Older	91637			Pinion Gear; Nov. 13 & Older; ☆Q	80059		
Return; Feb. 1 & Newer	91641			Pressure - To Gear; W/Ford Rack &			
Return; Jan. 31 & Older	91642			Pinion Gear; Nov. 14 & Newer; ☆Q	71429		
1986				Pressure - To Gear; W/TRW Rack &			
4-CYL. 2.5 L ENG.				Pinion Gear; Nov. 13 & Older; ☆R	71276		
Pressure; Easy Fit Hose Assy.	80333			Pressure - To Gear; W/TRW Rack &			
Pressure; OEM Type Hose Assy.	91635			Pinion Gear; Nov. 14 & Newer; ☆R	80060		★18"
Return	91640			Return - Gear To Pipe			
				Return - To Pump	91768		
V-6 3.0 L ENG.				1987			
Pressure; Easy Fit Hose Assy.	80333			4-CYL. 2.3 L ENG.			
Pressure; OEM Type Hose Assy.	91637			Pressure - From Pump	91826		
Return	91642			Pressure - To Gear; W/Ford Rack &			
				Pinion Gear; ☆Q	80059		
TOPAZ				Pressure - To Gear; W/TRW Rack &			
1994-1992				Pinion Gear; ☆R	71276		★18"
4-CYL. 2.3 L ENG.				Return - Gear To Pipe			
Pressure - From Pump	91828			Return - To Pump	91768		
Pressure - To Gear	91735						
Return - From Gear	80020			1986-1985			
Return - To Pump	91770			4-CYL. 2.0 L DIESEL ENG.			
				Pressure - To Gear; W/Ford Rack &			
				Pinion Gear; ☆Q	80059		
				Pressure - To Gear; W/TRW Rack &			
				Pinion Gear; ☆R	71276		

* Cut From C.P.E. 3/8" I.D. Hose: 71350 (48"), 81352 (25").
 † Cut From S.A.E. 11/32" I.D. Hose: 80062 (12"), 80063 (24"), 80064 (36"), 81353 (25").
 ★ Cut From S.A.E. 3/8" I.D. Hose: 71224 (24"), 71236 (36"), 71206 (48"), 81206 (25"). May Also Use 3/8" C.P.E.
 ❖ Cut From S.A.E. 5/8" I.D. Hose: 71351 (36").
 □ Cut From 1/2" I.D. Suction Hose: 71296 (36"), 81354 (10').
 ❖ Cut From 5/8" I.D. Suction Hose: 71207 (42"), 81355 (10').
 * Cut From 3/4" I.D. Suction Hose: 71297 (36"), 81356 (10').
 ☆ See Page A14 For Pump or Gear Identification.

② Two Required.
 ③ Three Required.
 ④ Four Required.
 < Cut To Fit.
 * Replaces Both Upper and Lower Hose.
 ▲ 252660 Adaptor Required For Some Models.
 ❖ See Page A6 For Installation Procedure.

SYSTEM PUMP & GEAR IDENT.

SYSTEM & COMPONENT IDENT.

PASS. CARS

LIGHT TRUCKS

MEDIUM/HEAVY TRUCKS

BUSES

HOSE NUMERICAL

REPAIR KITS

KIT NUMERICAL

ILLUSTRATIONS

Power Steering Hose for Passenger Cars

	Application	Assembly Number	Multi-Use Hose	End Fitting	Application	Assembly Number	Multi-Use Hose	End Fitting
SYSTEM PUMP & GEAR IDENT.	MERCURY - Continued				MERCURY - Continued			
	TOPAZ - Continued				ZEPHYR - Continued			
	1986-1985 - Continued				1982 - Continued			
	4-CYL. 2.0 L DIESEL ENG. - Continued				6-CYL. 3.3 L ENG.			
	Return - Gear To Pipe.....		★17"		Pressure	71180		
SYSTEM & COMPONENT IDENT.	4-CYL. 2.3 L ENG.				Return	≠71116	★12"	
	Pressure - From Pump.....	91826			V-8 4.2 L ENG.			
	Pressure - To Gear; W/Ford Rack & Pinion Gear; ☆Q.....	80059			Pressure; W/Ford Rack & Pinion Gear; ☆Q	71180		
	Pressure - To Gear; W/TRW Rack & Pinion Gear; ☆R.....	71276			Pressure; W/TRW Rack & Pinion Gear; ☆R.....	80191		
	Return - Gear To Pipe.....		★18"		Return; W/Ford Rack & Pinion Gear; ☆Q	≠71116	★15"	
	Return - To Pump.....	91768			Return; W/TRW Rack & Pinion Gear; ☆R.....	≠71007	★15"	
PASS. CARS	1984				Return - Cooler To Pump.....		★19"	
	4-CYL. 2.0 L DIESEL ENG.				1981			
	Pressure - To Gear.....	71276			4-CYL. 2.3 L ENG.; 6-CYL. 3.3 L ENG.; V-8 4.2 L ENG.			
	Return - To Pump.....		★17"		Pressure; W/Ford Rack & Pinion Gear; ☆Q	71118		
	4-CYL. 2.3 L ENG.				Pressure; W/TRW Rack & Pinion Gear; ☆R.....	71061		
	Pressure - From Pump.....	91826			Return; W/Ford Rack & Pinion Gear; ☆Q	≠71116		
	Pressure - To Gear; Canada.....	71276			Return; W/TRW Rack & Pinion Gear; ☆R.....	≠71007		★20"
	Pressure - To Gear; Exc. Canada	71247			1980			
LIGHT TRUCKS	Return - To Pump.....	91768	★18"		4-CYL. 2.3 L ENG.; 6-CYL. 3.3 L ENG.; V-8 4.2 L ENG.			
	TRACER				Pressure; W/Ford Rack & Pinion Gear; ☆Q	71117		
	1995-1991				Return; W/TRW Rack & Pinion Gear; ☆R.....	≠71007		
	4-CYL. 1.8 L ENG.				Return - Cooler To Pump.....		★20"	
	Pressure - From Pump.....	91740			1980			
	Pressure - To Gear.....	71841			4-CYL. 2.3 L ENG.; 6-CYL. 3.3 L ENG.; V-8 4.2 L ENG.			
	Return - Cooler To Pipe		★6"		Pressure; W/Ford Rack & Pinion Gear; ☆Q	71117		
	Return - Gear To Cooler		★10"		Return; W/TRW Rack & Pinion Gear; ☆R.....	≠71007		
	Return - Pipe To Reservoir; W/Cooler...		★6"		Return - Cooler To Pump.....		★	
	4-CYL. 1.9 L ENG.				1979			
	Pressure - From Pump.....	71840			4-CYL. 140 ENG.			
	Pressure - To Gear.....	71841			Pressure	71063		
	Pressure - To Pipe.....	91933			Return - Cooler To Pump.....		★	
	Reservoir	80166			Return - From Gear; W/Cooler.....	≠71007		
BUSES	Return - Gear To Pipe.....		★10"		6-CYL. 200 ENG.			
	Return - Pipe To Reservoir		★10"		Pressure; W/Ford P.S. Pump; ☆C.....	71063		
	1989-1988				Pressure; W/Saginaw P.S. Pump; ☆B.....	71064		
	4-CYL. 1.6 L ENG.				Return - Cooler To Pump.....		★36"	
	Pressure	71362			Return - From Gear; W/Cooler.....	≠71007		
	Return - From Gear		★7"		V-8 302 ENG.			
	Return - To Reservoir.....		★15"		Pressure	71063		
	1987				Return - Cooler To Pump.....		★36"	
	4-CYL. 1.6 L ENG. (CANADA)				Return - From Gear; W/Cooler.....	≠71007		
	Pressure	71362			1978			
	Return - From Gear		★7"		4-CYL. 140 ENG.			
	Return - To Reservoir.....		★15"		Pressure	71012		
	ZEPHYR				Return - Cooler To Pump.....		★36"	
	1983				Return - From Gear; W/Cooler.....	≠71007		
	4-CYL. 2.3 L ENG.; 6-CYL. 3.3 L ENG.				6-CYL. 200 ENG.			
	Pressure	71180			Pressure; W/Ford Rack & Pinion Gear; ☆Q	71018		
	Return	≠71116	★18"		Pressure; W/TRW Rack & Pinion Gear; ☆R.....	71012		
	1982				Return - Cooler To Pump.....		★36"	
	4-CYL. 2.3 L ENG.				Return - From Gear; W/Cooler.....	≠71007		
	Pressure	71180			1978			
	Return	≠71116	★20"		4-CYL. 140 ENG.			

ILLUSTRATIONS

* Cut From C.P.E. 3/8" I.D. Hose: 71350 (48"), 81352 (25').
 † Cut From S.A.E. 11/32" I.D. Hose: 80062 (12"), 80063 (24"), 80064 (36"), 81353 (25').
 ★ Cut From S.A.E. 3/8" I.D. Hose: 71224 (24"), 71236 (36"), 71206 (48"), 81206 (25'). May Also Use 3/8" C.P.E.
 † Cut From S.A.E. 5/8" I.D. Hose: 71351 (36").
 □ Cut From 1/2" I.D. Suction Hose: 71296 (36"), 81354 (10').
 † Cut From 5/8" I.D. Suction Hose: 71207 (42"), 81355 (10').
 * Cut From 3/4" I.D. Suction Hose: 71297 (36"), 81356 (10').
 ☆ See Page A14 For Pump or Gear Identification.

② Two Required.
 ③ Three Required.
 ④ Four Required.
 ≠ Cut To Fit.
 * Replaces Both Upper and Lower Hose.
 ▲ 252660 Adaptor Required For Some Models.
 † See Page A6 For Installation Procedure.

Power Steering Hose for Passenger Cars

Application	Assembly Number	Multi-Use Hose	End Fitting	Application	Assembly Number	Multi-Use Hose	End Fitting		
MERCURY - Continued				MITSUBISHI - Continued				SYSTEM PUMP & GEAR IDENT.	
ZEPHYR - Continued				ECLIPSE - Continued					SYSTEM & COMPONENT IDENT.
1978 - Continued				1995 - Continued					
V-8 302 ENG.				4-CYL. 2.0 L ENG. - Continued					
Pressure	71018			Return - Cooler To Reservoir; W/O					
Return - Cooler To Pump		★20"		Turbo		★16"			
Return - From Gear; W/Cooler	≠71007			Return - Cooler To Reservoir; W/Turbo.		★22"			
				Return - Gear To Pipe; W/Cooler; W/O					
				Turbo		★12"			
				Return - Gear To Pipe; W/Cooler;					
				W/Turbo		★10"			
				Return - Pipe To Cooler; W/O Turbo		★9"			
				Return - Pipe To Cooler; W/Turbo		★8"			
MERKUR				1994-1990				PASS. CARS	
SCORPIO				4-CYL. 1.8 L ENG.					
1989-1988				Pressure	71811				
V-6 2.9 L ENG.				Return - Cooler To Reservoir		★8"			
Return		★18"		Return - Gear To Cooler		★10"			
XR4TI				4-CYL. 2.0 L ENG.					
1989-1987				Pressure	71550				
4-CYL. 2.3 L ENG.				Return - Cooler To Reservoir		★8"			
Pressure	70438			Return - Gear To Cooler		★10"			
Return - Cooler To Pump		★12"		EXPO					
Return - Gear To Cooler		★10"		1995					
1986-1985				4-CYL. 2.4 L ENG.					
4-CYL. 2.3 L ENG.				Pressure	71809				
Pressure	70438			Return - Cooler To Reservoir		★7"			
Return - Cooler To Pump		★8"		Return - Pipe To Cooler		★6"			
Return - Gear To Cooler		★7"		1994-1993					
MITSUBISHI				4-CYL. 1.8 L ENG.					
CORDIA				Pressure; Exc. LRV	71809				
1988-1984				Pressure; LRV	71808				
4-CYL. 1.8 L ENG.; 4-CYL. 2.0 L ENG.				Return - Cooler To Reservoir		★7"			
Pressure	91612			Return - Pipe To Cooler		★6"			
Reservoir		☐		4-CYL. 2.4 L ENG.					
Return - Cooler To Reservoir		★5"		Pressure; Exc. LRV	71809				
Return - Gear To Cooler		★12"		Pressure; LRV	71811				
1983				Return - Cooler To Reservoir		★7"			
4-CYL. 1.8 L ENG.				Return - Pipe To Cooler		★6"			
Reservoir		☐		1992					
Return - Cooler To Reservoir		★14"		4-CYL. 1.8 L ENG.					
Return - Gear To Cooler		★12"		Pressure; Exc. LRV	71811				
DIAMANTE				Pressure; LRV	71808				
1995-1992				Return - Cooler To Reservoir		★7"			
V-6 3.0 L ENG.				Return - Pipe To Cooler		★6"			
Pressure; W/DOHC Eng.	71812			4-CYL. 2.4 L ENG.					
Pressure; W/SOHC Eng.	71813			Pressure	71811				
Return - Gear To Cooler		★18"		Return - Cooler To Reservoir		★7"			
				Return - Pipe To Cooler		★6"			
ECLIPSE				GALANT					
1995				1995-1994					
4-CYL. 2.0 L ENG.				4-CYL. 2.4 L ENG.					
Pressure - From Pump; W/O Turbo	80066			Pressure - From Pump	80075				
Pressure - From Pump; W/Turbo	80073			Pressure - To Gear	80074				
Pressure - To Gear; W/O Turbo	80325			Return - Cooler To Reservoir		★8"			
Pressure - To Gear; W/Turbo	80074			Return - Gear To Cooler		★10"			

* Cut From C.P.E. 3/8" I.D. Hose: 71350 (48"), 81352 (25').
 † Cut From S.A.E. 11/32" I.D. Hose: 80062 (12"), 80063 (24"), 80064 (36"), 81353 (25').
 ★ Cut From S.A.E. 3/8" I.D. Hose: 71224 (24"), 71236 (36"), 71206 (48"), 81206 (25'). May Also Use 3/8" C.P.E.
 ❖ Cut From S.A.E. 5/8" I.D. Hose: 71351 (36").
 ☐ Cut From 1/2" I.D. Suction Hose: 71296 (36"), 81354 (10').
 ❖ Cut From 5/8" I.D. Suction Hose: 71207 (42"), 81355 (10').
 * Cut From 3/4" I.D. Suction Hose: 71297 (36"), 81356 (10').
 ☆ See Page A14 For Pump or Gear Identification.

② Two Required.
 ③ Three Required.
 ④ Four Required.
 ≧ Cut To Fit.
 ❖ Replaces Both Upper and Lower Hose.
 ▲ 252660 Adaptor Required For Some Models.
 ❖ See Page A6 For Installation Procedure.

ILLUSTRATIONS

Power Steering Hose for Passenger Cars

	Application	Assembly Number	Multi-Use Hose	End Fitting	Application	Assembly Number	Multi-Use Hose	End Fitting
SYSTEM PUMP & GEAR IDENT.	MITSUBISHI - Continued				MITSUBISHI - Continued			
SYSTEM & COMPONENT IDENT.	GALANT - Continued				MIRAGE - Continued			
PASS. CARS	1993				1989 - Continued			
	4-CYL. 2.0 L ENG.				4-CYL. 1.5 L ENG.; 4-CYL. 1.6 L ENG. - Continued			
	Pressure	71811			Reservoir			☐
	Reservoir		☐		Return - Cooler To Reservoir			★6"
	Return - Cooler To Reservoir		★8"		Return - Gear To Cooler			★6"
	Return - Gear To Cooler		★10"					
	1992-1989				1988-1987			
	4-CYL. 2.0 L ENG.				4-CYL. 1.5 L ENG.			
	Pressure; W/DOHC Eng.	71550			Pressure	91622		
	Pressure; W/SOHC Eng.	71811			Reservoir		☐	
	Reservoir		☐		Return - Cooler To Reservoir			★6"
	Return - Cooler To Reservoir		★8"		Return - Gear To Cooler			★6"
	Return - Gear To Cooler		★10"					
	1988				4-CYL. 1.6 L ENG.			
	V-6 3.0 L ENG.				Reservoir			
	Pressure	71550			Return - Cooler To Reservoir			☐
	Return - Cooler To Reservoir		★12"		Return - Gear To Cooler			★6"
	Return - Gear To Pipe		★15"					★6"
	Return - Pipe To Cooler		★9"					
LIGHT TRUCKS	1987-1985				1986-1985			
	4-CYL. 2.4 L ENG.				4-CYL. 1.5 L ENG.; 4-CYL. 1.6 L ENG.			
	Pressure	91614			Reservoir		☐	
	Reservoir		☐		Return - Gear To Cooler			★8"
	Return - Cooler To Reservoir		★9"					
	Return - Gear To Cooler		★12"					
MEDIUM/HEAVY TRUCKS	MIRAGE				PRECIS			
	1995-1993				1993-1990			
	4-CYL. 1.5 L ENG.				4-CYL. 1.5 L ENG.			
	Pressure	71806			Pressure	91752		
	Return; W/O Cooler		★11"		Return - Cooler To Reservoir			★15"
	Return - Cooler To Reservoir		★7"		Return - Gear To Cooler			★8"
	Return - Gear To Pipe; W/Cooler		★15"					
	Return - Pipe To Cooler		★5"					
BUSES	4-CYL. 1.8 L ENG.				1989-1987			
	Pressure	71807			4-CYL. 1.5 L ENG.			
	Return; W/O Cooler		★11"		Pressure	91668		
	Return - Cooler To Reservoir		★7"		Return - Cooler To Reservoir			★8"
	Return - Gear To Pipe; W/Cooler		★15"		Return - Gear To Cooler			★12"
	Return - Pipe To Cooler		★5"					
HOSE NUMERICAL	1992-1991				SIGMA			
	4-CYL. 1.5 L ENG.; 4-CYL. 1.6 L ENG.				1990			
	Pressure	71439			V-6 3.0 L ENG.			
	Reservoir		☐		Return - Cooler To Reservoir			★12"
	Return - Cooler To Reservoir		★6"		Return - Gear To Pipe; W/Cooler			★15"
	Return - Gear To Cooler		★6"		Return - Pipe To Cooler			★9"
REPAIR KITS	1990				1989			
	4-CYL. 1.5 L ENG.				V-6 3.0 L ENG.			
	Pressure	71439			Pressure	80173		
	Reservoir		☐		Return - Cooler To Reservoir			★12"
	Return - Cooler To Reservoir		★6"		Return - Gear To Pipe; W/Cooler			★15"
	Return - Gear To Cooler		★6"		Return - Pipe To Cooler			★9"
KIT NUMERICAL	1989				STARION			
	4-CYL. 1.5 L ENG.				1989-1986			
	Pressure	71439			4-CYL. 2.6 L ENG.			
	Reservoir		☐		Pressure	91620		
	Return - Cooler To Reservoir		★6"		Reservoir		☐	
	Return - Gear To Cooler		★6"		Return - Cooler To Reservoir			★18"
					Return - Gear To Cooler	91905		

ILLUSTRATIONS

* Cut From C.P.E. 3/8" I.D. Hose: 71350 (48"), 81352 (25").
 † Cut From S.A.E. 11/32" I.D. Hose: 80062 (12"), 80063 (24"), 80064 (36"), 81353 (25").
 ★ Cut From S.A.E. 3/8" I.D. Hose: 71224 (24"), 71236 (36"), 71206 (48"), 81206 (25"). May Also Use 3/8" C.P.E.
 † Cut From S.A.E. 5/8" I.D. Hose: 71351 (36").
 ☐ Cut From 1/2" I.D. Suction Hose: 71296 (36"), 81354 (10").
 † Cut From 5/8" I.D. Suction Hose: 71207 (42"), 81355 (10").
 † Cut From 3/4" I.D. Suction Hose: 71297 (36"), 81356 (10").
 ☆ See Page A14 For Pump or Gear Identification.

② Two Required.
 ③ Three Required.
 ④ Four Required.
 † Cut To Fit.
 † Replaces Both Upper and Lower Hose.
 † 252660 Adaptor Required For Some Models.
 † See Page A6 For Installation Procedure.

Power Steering Hose for Passenger Cars

Application	Assembly Number	Multi-Use Hose	End Fitting	Application	Assembly Number	Multi-Use Hose	End Fitting
MITSUBISHI - Continued				NISSAN - Continued			
STARION - Continued				MAXIMA - Continued			
1985				1995 - Continued			
4-CYL. 2.6 L ENG.				V-6 3.0 L ENG. - Continued			
Pressure	91620			Return - Pipe To Cooler		★9"	
Reservoir		☐		Return - Pipe To Pipe		★9"	
Return - Cooler To Reservoir			★18"	Return - Pipe To Reservoir		★10"	
Return - Gear To Cooler; Early			★10"				
Return - Gear To Cooler; Late	91905						
1984				1994			
4-CYL. 2.6 L ENG.				V-6 3.0 L ENG.			
Pressure	91620			Pressure - From Pump; W/DOHC Eng.; Feb. & Newer	80101		
Reservoir		☐		Pressure - From Pump; W/DOHC Eng.; Jan. 31 & Older	80100		
Return - Cooler To Reservoir			★10"	Pressure - From Pump; W/SOHC Eng. .	71445		
Return - Gear To Cooler			★10"	Return - Cooler To Pipe		★10"	
				Return - Gear To Pipe		★22"	
				Return - Pipe To Cooler		★9"	
				Return - Pipe To Pipe		★9"	
				Return - Pipe To Reservoir		★10"	
1983				1993			
4-CYL. 2.6 L ENG.				V-6 3.0 L ENG.			
Reservoir		☐		Pressure - From Pump; W/DOHC Eng. .	80100		
				Pressure - From Pump; W/SOHC Eng. .	71445		
				Reservoir		❖	
				Return - Cooler To Pipe		★10"	
				Return - Gear To Pipe; W/DOHC Eng. .		★22"	
				Return - Gear To Pipe; W/SOHC Eng. .		★24"	
				Return - Pipe To Cooler		★9"	
				Return - Pipe To Pipe; W/DOHC Eng. .		★9"	
				Return - Pipe To Pipe; W/SOHC Eng. .		★4"	
				Return - Pipe To Reservoir		★10"	
TREDIA				1992			
1988-1984				V-6 3.0 L ENG.			
4-CYL. 1.8 L ENG.; 4-CYL. 2.0 L ENG.				Pressure - From Pump; W/DOHC Eng. .			
Pressure	91612			Pressure - From Pump; W/SOHC Eng. .	71445		
Reservoir		☐		Reservoir		❖	
Return - Cooler To Reservoir			★5"	Return - Cooler To Pipe		★10"	
Return - Gear To Cooler			★12"	Return - Gear To Pipe; W/DOHC Eng. .		★30"	
				Return - Gear To Pipe; W/SOHC Eng. .		★24"	
				Return - Pipe To Cooler		★9"	
				Return - Pipe To Pipe		★4"	
				Return - Pipe To Reservoir; W/DOHC Eng.		★4"	
				Return - Pipe To Reservoir; W/SOHC Eng.		★10"	
1983				1991-1989			
4-CYL. 1.8 L ENG.				V-6 3.0 L ENG.			
Reservoir		☐		Pressure - From Pump; GXE	71446		
Return - Cooler To Reservoir			★14"	Pressure - From Pump; SE	71445		
Return - Gear To Cooler			★12"	Reservoir		❖	
				Return - Cooler To Pipe		★10"	
				Return - Gear To Pipe		★24"	
				Return - Pipe To Cooler		★9"	
				Return - Pipe To Pipe		★4"	
				Return - Pipe To Reservoir; W/DOHC Eng.		★4"	
				Return - Pipe To Reservoir; W/SOHC Eng.		★10"	
3000GT				1988-1987			
1995-1991				V-6 3.0 L ENG.			
V-6 3.0 L ENG.				Pressure - From Pump			
Pressure	71812			Reservoir	71290		
Return - Cooler To Reservoir; W/O Turbo			★7"	Return - Cooler To Pipe		❖	
Return - Cooler To Reservoir; W/Turbo.			★8"	Return - Gear To Pipe		★16"	
Return - Gear To Cooler; W/Turbo			★7"	Return - Gear To Pipe		★10"	
				Return - Pipe To Cooler		★9"	
				Return - Pipe To Pipe		★4"	
				Return - Pipe To Reservoir		★10"	
NISSAN				1988-1987			
ALTIMA				V-6 3.0 L ENG.			
1995-1993				Pressure - From Pump			
4-CYL. 2.4 L ENG.				Reservoir			
Pressure - From Pump	80102			Return - Cooler To Pipe		★10"	
Return - Gear To Pipe; W/Cooler			★20"	Return - Gear To Pipe		★24"	
Return - Pipe To Pipe; W/Cooler			★10"	Return - Pipe To Cooler		★9"	
Return - Pipe To Reservoir; W/Cooler...			★7"	Return - Pipe To Pipe		★4"	
				Return - Pipe To Reservoir		★10"	
MAXIMA				1988-1987			
1995				V-6 3.0 L ENG.			
V-6 3.0 L ENG.				Pressure - From Pump			
Pressure - From Pump	80101			Reservoir	71290		
Return - Cooler To Pipe			★10"	Return - Cooler To Pipe		❖	
Return - Gear To Pipe			★22"	Return - Gear To Pipe		★16"	
				Return - Gear To Pipe		★10"	
				Return - Pipe To Cooler		★16"	

- * Cut From C.P.E. 3/8" I.D. Hose: 71350 (48"), 81352 (25').
- † Cut From S.A.E. 11/32" I.D. Hose: 80062 (12"), 80063 (24"), 80064 (36"), 81353 (25').
- ★ Cut From S.A.E. 3/8" I.D. Hose: 71224 (24"), 71236 (36"), 71206 (48"), 81206 (25'). May Also Use 3/8" C.P.E.
- ❖ Cut From S.A.E. 5/8" I.D. Hose: 71351 (36").
- ☐ Cut From 1/2" I.D. Suction Hose: 71296 (36"), 81354 (10').
- ❖ Cut From 5/8" I.D. Suction Hose: 71207 (42"), 81355 (10').
- * Cut From 3/4" I.D. Suction Hose: 71297 (36"), 81356 (10').
- ☆ See Page A14 For Pump or Gear Identification.

- ② Two Required.
- ③ Three Required.
- ④ Four Required.
- ≧ Cut To Fit.
- ❖ Replaces Both Upper and Lower Hose.
- ▲ 252660 Adaptor Required For Some Models.
- ❖ See Page A6 For Installation Procedure.

SYSTEM PUMP & GEAR IDENT.

SYSTEM & COMPONENT IDENT.

PASS. CARS

LIGHT TRUCKS

MEDIUM/HEAVY TRUCKS

BUSES

HOSE NUMERICAL

REPAIR KITS

KIT NUMERICAL

ILLUSTRATIONS

Power Steering Hose for Passenger Cars

	Application	Assembly Number	Multi-Use Hose	End Fitting	Application	Assembly Number	Multi-Use Hose	End Fitting
SYSTEM PUMP & GEAR IDENT.	NISSAN - Continued				NISSAN - Continued			
SYSTEM & COMPONENT IDENT.	MAXIMA - Continued				PULSAR NX - Continued			
PASS. CARS	1988-1987 - Continued				1988			
	V-6 3.0 L ENG. - Continued				4-CYL. 1.6 L ENG.			
	Return - Pipe To Pipe.....			★4"	Pressure	91872		
	Return - Pipe To Reservoir			★4"	Return - Gear To Pipe.....		★7"	
					Return - Pipe To Reservoir		★18"	
	1986-1985				4-CYL. 1.8 L ENG.			
	V-6 3.0 L ENG.				Pressure - From Pump.....			
	Pressure - From Pump.....	71290			Return - Gear To Pipe.....	71873		★7"
	Reservoir		⊕					
	Return - Gear To Pipe.....			★10"				
	Return - Pipe To Pipe.....			★4"				
	Return - Pipe To Reservoir			★4"				
	1984				1987			
	6-CYL. 2.4 L ENG.				4-CYL. 1.6 L ENG.			
	Pressure; W/Atsugi P.S. Pump.....	91545			Pressure; W/SOHC Eng.	91872		
	Pressure; W/Saginaw P.S. Pump; ☆B...	91479			Pressure - From Pump; W/DOHC Eng..	71873		
	Return; W/Atsugi P.S. Pump			★18"	Return - Gear To Pipe.....			★7"
	Return; W/Saginaw P.S. Pump; ☆B			★22"	Return - Pipe To Reservoir; W/DOHC Eng.			★4"
LIGHT TRUCKS	1983-1981				1986-1985			
	6-CYL. 2.4 L ENG.				4-CYL. 1.6 L ENG.			
	Pressure; W/Atsugi P.S. Pump.....	91545			Pressure	91600		
	Pressure; W/Saginaw P.S. Pump; ☆B...	91479			Return - Gear To Pipe.....			★10"
	Return; W/Atsugi P.S. Pump			★18"	Return - Pipe To Reservoir			★19"
	Return; W/Saginaw P.S. Pump; ☆B			★22"				
MEDIUM/HEAVY TRUCKS	6-CYL. 2.8 L DIESEL ENG.				1984-1983			
	Return - Gear To Reservoir.....			★28"	4-CYL. 1.6 L ENG.			
					Pressure			
					Return - Gear To Pipe.....			
					Return - Pipe To Reservoir			
NX	1993-1991				SENTRA			
	4-CYL. 1.6 L ENG.				1995			
	Pressure - From Pump.....	71874			4-CYL. 1.6 L ENG.			
	Return - Gear To Pipe.....			★22"	Return - Gear To Pipe.....			
	Return - Pipe To Reservoir			★6"	Return - Pipe To Reservoir			
BUSES	4-CYL. 2.0 L ENG.				1994-1991			
	Pressure - From Pump.....	71875			4-CYL. 1.6 L ENG.			
	Return - Cooler To Reservoir.....			★8"	Pressure - From Pump.....			
	Return - Gear To Pipe; W/Cooler			★18"	Return - Gear To Pipe.....			
	Return - Pipe To Cooler			★8"	Return - Pipe To Reservoir			
HOSE NUMERICAL	PULSAR NX				4-CYL. 2.0 L ENG.			
	1990				Pressure - From Pump.....			
	4-CYL. 1.6 L ENG.				Return - Cooler To Reservoir.....			
	Pressure - From Pump.....	71869			Return - Gear To Pipe.....			
	Return - Gear To Pipe.....			★7"	Return - Pipe To Cooler.....			
	Return - Pipe To Reservoir			★4"				
REPAIR KITS	1989				1990-1989			
	4-CYL. 1.6 L ENG.				4-CYL. 1.6 L ENG.			
	Pressure - From Pump.....	71869			Pressure - From Pump.....			
	Return - Gear To Pipe.....			★7"	Return - Gear To Pipe.....			
	Return - Pipe To Reservoir			★4"	Return - Pipe To Reservoir			
KIT NUMERICAL	4-CYL. 1.8 L ENG.				1988			
	Pressure - From Pump.....	71873			4-CYL. 1.6 L ENG.			
	Return - Gear To Pipe.....			★7"	Pressure; W/2WD.....			
	Return - Pipe To Reservoir			★4"	Pressure; W/4WD.....			
					Return - Gear To Pipe.....			
					Return - Pipe To Reservoir			
ILLUSTRATIONS	<ul style="list-style-type: none"> * Cut From C.P.E. 3/8" I.D. Hose: 71350 (48"), 81352 (25'). † Cut From S.A.E. 11/32" I.D. Hose: 80062 (12"), 80063 (24"), 80064 (36"), 81353 (25'). ★ Cut From S.A.E. 3/8" I.D. Hose: 71224 (24"), 71236 (36"), 71206 (48"), 81206 (25'). May Also Use 3/8" C.P.E. ⊕ Cut From S.A.E. 5/8" I.D. Hose: 71351 (36"). □ Cut From 1/2" I.D. Suction Hose: 71296 (36"), 81354 (10'). ⊖ Cut From 5/8" I.D. Suction Hose: 71207 (42"), 81355 (10'). ✱ Cut From 3/4" I.D. Suction Hose: 71297 (36"), 81356 (10'). ☆ See Page A14 For Pump or Gear Identification. 				<ul style="list-style-type: none"> Ⓜ Two Required. Ⓝ Three Required. Ⓞ Four Required. ⊖ Cut To Fit. ⊖ Replaces Both Upper and Lower Hose. ▲ 252660 Adaptor Required For Some Models. ⊕ See Page A6 For Installation Procedure. 			

Power Steering Hose for Passenger Cars

Application	Assembly Number	Multi-Use Hose	End Fitting	Application	Assembly Number	Multi-Use Hose	End Fitting	
NISSAN - Continued				NISSAN - Continued				SYSTEM PUMP & GEAR IDENT.
SENTRA - Continued				STANZA - Continued				
1987				1988 - Continued				SYSTEM & COMPONENT IDENT.
4-CYL. 1.6 L ENG.				4-CYL. 2.0 L ENG. - Continued				
Pressure; W/2WD.....	91601			Return - Gear To Pipe; Hatchback, Sedan.....		★10"		
Pressure; W/4WD.....	91602			Return - Gear To Pipe; Wagon.....		★12"		
Return - Gear To Pipe.....		★7"		Return - Pipe To Pipe; Hatchback, Sedan.....		★4"		
Return - Pipe To Reservoir.....		★18"		Return - Pipe To Reservoir; Hatchback, Sedan.....		★4"		
1986				Return - Pipe To Reservoir; Wagon.....				★10"
4-CYL. 1.6 L ENG.				1987				
Pressure.....	91872			4-CYL. 2.0 L ENG.				
Return - Gear To Pipe.....		★10"		Pressure - From Pump; Hatchback, Sedan.....	71370			
Return - Pipe To Reservoir.....		★19"		Pressure - From Pump; Wagon.....	71421			
1985-1984				Pressure - To Gear; Wagon; W/2WD; Feb. 1 & Newer.....				91900
4-CYL. 1.6 L ENG.; 4-CYL. 1.7 L DIESEL ENG.				Pressure - To Gear; Wagon; W/2WD; Jan. 31 & Older.....				91901
Pressure.....	91511			Reservoir; Hatchback, Sedan.....		⊕		
Return - Gear To Pipe.....		★10"		Reservoir; Wagon; W/2WD.....		⊕22"		
Return - Pipe To Reservoir.....		★19"		Reservoir; Wagon; W/4WD.....		⊕34"		
1983				Return - Gear To Pipe; Hatchback, Sedan.....				★10"
4-CYL. 1.5 L ENG.; 4-CYL. 1.6 L ENG.; 4-CYL. 1.7 L DIESEL ENG.				Return - Gear To Pipe; Wagon.....				★12"
Pressure.....	91510			Return - Pipe To Pipe; Hatchback, Sedan.....		★4"		
Return - Gear To Pipe.....		★10"		Return - Pipe To Reservoir; Hatchback, Sedan.....		★4"		
Return - Pipe To Reservoir.....		★19"		Return - Pipe To Reservoir; Wagon.....		★10"		
1982				1986				MEDIUM/HEAVY TRUCKS
4-CYL. 1.5 L ENG.				4-CYL. 2.0 L ENG.				BUSES
Pressure.....	91510			Pressure - From Pump; Sedan.....	71370			
Return - Gear To Pipe.....		★10"		Pressure - From Pump; Wagon; W/2WD.....	71421			
Return - Pipe To Reservoir.....		★19"		Pressure - To Gear; Sedan.....	91879			
STANZA				Pressure - To Gear; Wagon; W/4WD.....				91910
1992-1990				Reservoir; Sedan.....				□
4-CYL. 2.4 L ENG.				Reservoir; Wagon; W/2WD.....				⊕22"
Pressure.....	71449			Reservoir; Wagon; W/4WD.....		⊕34"		
Reservoir.....		⊕		Return - Gear To Pipe; Sedan.....		★8"		
Return - Cooler To Pipe.....		★10"		Return - Gear To Pipe; Wagon.....		★12"		
Return - Gear To Cooler.....		★23"		Return - Pipe To Pipe; Sedan.....		★4"		
Return - Pipe To Pipe; W/Cooler.....		★14"		Return - Pipe To Reservoir; Sedan.....		★5"		
Return - Pipe To Pipe; W/O Cooler.....		★6"		Return - Pipe To Reservoir; Wagon.....		★10"		
Return - Pipe To Reservoir.....		★4"		1985-1982				
1989				4-CYL. 2.0 L ENG.				REPAIR KITS
4-CYL. 2.0 L ENG.				Pressure - From Pump.....				
Pressure - From Pump.....	71370			Pressure - To Gear.....	91879			
Reservoir.....		⊕		Reservoir.....		□		
Return - Gear To Pipe.....		★10"		Return - Gear To Pipe.....		★8"		
Return - Pipe To Pipe.....		★5"		Return - Pipe To Pipe.....		★4"		
Return - Pipe To Reservoir.....		★4"		Return - Pipe To Reservoir.....		★5"		
1988				200SX				KIT NUMERICAL
4-CYL. 2.0 L ENG.				1995				
Pressure - From Pump; Hatchback, Sedan.....	71370			4-CYL. 1.6 L ENG.; 4-CYL. 2.0 L ENG.				
Pressure - From Pump; Wagon; W/2WD.....	71421			Return - Gear To Pipe.....		★13"		
Pressure - To Gear; Wagon; W/2WD.....	91900			Return - Pipe To Reservoir.....		★6"		
Reservoir; Hatchback, Sedan.....		⊕						
Reservoir; Wagon; W/2WD.....		⊕22"						
Reservoir; Wagon; W/4WD.....		⊕34"						

* Cut From C.P.E. 3/8" I.D. Hose: 71350 (48"), 81352 (25").
 † Cut From S.A.E. 11/32" I.D. Hose: 80062 (12"), 80063 (24"), 80064 (36"), 81353 (25").
 ★ Cut From S.A.E. 3/8" I.D. Hose: 71224 (24"), 71236 (36"), 71206 (48"), 81206 (25"). May Also Use 3/8" C.P.E.
 ♣ Cut From S.A.E. 5/8" I.D. Hose: 71351 (36").
 □ Cut From 1/2" I.D. Suction Hose: 71296 (36"), 81354 (10').
 ⊕ Cut From 5/8" I.D. Suction Hose: 71207 (42"), 81355 (10').
 ✱ Cut From 3/4" I.D. Suction Hose: 71297 (36"), 81356 (10').
 ☆ See Page A14 For Pump or Gear Identification.

⊗ Two Required.
 ⊙ Three Required.
 ⊕ Four Required.
 ≡ Cut To Fit.
 ⊕ Replaces Both Upper and Lower Hose.
 ▲ 252660 Adaptor Required For Some Models.
 ⊕ See Page A6 For Installation Procedure.

ILLUSTRATIONS

Power Steering Hose for Passenger Cars

	Application	Assembly Number	Multi-Use Hose	End Fitting	Application	Assembly Number	Multi-Use Hose	End Fitting
SYSTEM PUMP & GEAR IDENT.	NISSAN - Continued				NISSAN - Continued			
SYSTEM & COMPONENT IDENT.	200SX - Continued				240SX - Continued			
	1988				1990-1989			
	4-CYL. 2.0 L ENG.				4-CYL. 2.4 L ENG.			
	Pressure	91599			Pressure	91694		
	Reservoir		✦15"		Return - Gear To Pipe.....		★4"	
	Return		★16"		Return - Pipe To Reservoir		★13"	
	V-6 3.0 L ENG.				280ZX			
	Pressure	91756			1983-1982			
	Reservoir		✦		6-CYL. 2.8 L ENG.			
	Return		★13"		Pressure	91513		
	1987				Return			
	4-CYL. 1.8 L ENG. (CANADA); 4-CYL. 2.0 L ENG.				91514			
	Pressure	91599			1981			
	Reservoir		✦15"		6-CYL. 2.8 L ENG.			
	Return		★16"		Pressure; W/O Turbo.....	91481		
	V-6 3.0 L ENG.				Pressure; W/Turbo			
	Pressure	91756			Return; W/O Turbo.....	91482		
	Reservoir		✦		Return; W/Turbo.....	91514		
	Return		★13"		1980			
LIGHT TRUCKS	1986				6-CYL. 2.8 L ENG.			
	4-CYL. 1.8 L ENG.; 4-CYL. 2.0 L ENG.				Pressure			
	Pressure; Feb. 1 & Newer.....	91599			Return	91481		
	Pressure; Jan. 31 & Older.....	91542			1979			
	Reservoir		✦15"		6-CYL. 168 ENG.			
	Return		★16"		Pressure	91481		
	1985-1984				Return			
	4-CYL. 1.8 L ENG.; 4-CYL. 2.0 L ENG.				91482			
	Pressure	91542			300ZX			
	Reservoir		✦15"		1995-1994			
	Return		★16"		V-6 3.0 L ENG.			
	1983-1982				Pressure			
	4-CYL. 2.2 L ENG.				91755			
	Reservoir		★12"		Reservoir; W/O Turbo.....		✦12"	
	Return - Pipe To Reservoir		★8"		Return; W/O Turbo.....		★17"	
	1981-1980				Return - Pipe To Reservoir; W/Cooler;			
	4-CYL. 2.0 L ENG.				W/Turbo.....			
	Return - Pipe To Reservoir		★8"		★7"			
	240SX				1993-1990			
	1995-1994				V-6 3.0 L ENG.			
	4-CYL. 2.4 L ENG.				Pressure; W/O Turbo.....			
	Pressure; W/2-Wheel Stg.	91855			Reservoir; W/O Turbo.....	91755		✦12"
	1993-1991				Return; W/O Turbo.....			
	4-CYL. 2.4 L ENG.				Return - Pipe To Pipe; W/Cooler;			
	Pressure; W/2-Wheel Stg.	71872			W/Turbo.....		★13"	
	Return - Control Valve To Pipe;				Return - Pipe To Reservoir; W/Cooler;		★7"	
	W/4-Wheel Stg.; Rear.....		★6"		W/Turbo.....		★7"	
	Return - From Gear; W/2-Wheel Stg.		★15"		Return - Valve To Pipe; W/Cooler;			
	Return - Pipe To Pipe; W/4-Wheel Stg.;				W/Turbo.....		★7"	
	Rear.....		★12"		1989-1984			
	Return - Pipe To Reservoir; W/4-Wheel				V-6 3.0 L ENG.			
	Stg.; Rear.....		★7"		Pressure; W/O Turbo.....	91541		
					Pressure; W/Turbo	91512		
					Reservoir		✦	
					Return		★17"	

* Cut From C.P.E. 3/8" I.D. Hose: 71350 (48"), 81352 (25').
 † Cut From S.A.E. 11/32" I.D. Hose: 80062 (12"), 80063 (24"), 80064 (36"), 81353 (25').
 ★ Cut From S.A.E. 3/8" I.D. Hose: 71224 (24"), 71236 (36"), 71206 (48"), 81206 (25'). May Also Use 3/8" C.P.E.
 ✦ Cut From S.A.E. 5/8" I.D. Hose: 71351 (36").
 □ Cut From 1/2" I.D. Suction Hose: 71296 (36"), 81354 (10').
 ✧ Cut From 5/8" I.D. Suction Hose: 71207 (42"), 81355 (10').
 ✨ Cut From 3/4" I.D. Suction Hose: 71297 (36"), 81356 (10').
 ☆ See Page A14 For Pump or Gear Identification.

② Two Required.
 ③ Three Required.
 ④ Four Required.
 ✧ Cut To Fit.
 ✨ Replaces Both Upper and Lower Hose.
 ▲ 252660 Adaptor Required For Some Models.
 ✦ See Page A6 For Installation Procedure.

Power Steering Hose for Passenger Cars

Application	Assembly Number	Multi-Use Hose	End Fitting	Application	Assembly Number	Multi-Use Hose	End Fitting
NISSAN - Continued				OLDSMOBILE - Continued			
310				ACHIEVA - Continued			
1982				1994 - Continued			
4-CYL. 1.5 L ENG.				V-6 3.1 L ENG.			
Return - Gear To Pipe.....			★14"	Pressure - From Pump.....	80224		
Return - Pipe To Reservoir.....			★15"	Pressure - To Gear.....	71780		
810				Return - Cooler To Pump.....		★36"	
1981				Return - From Gear.....	70442		
6-CYL. 2.4 L ENG.				Return - Gear To Cooler.....	≠70442		
Pressure; W/Atsugi P.S. Pump.....	91545			1993			
Pressure; W/Saginaw P.S. Pump; ☆B...	91479			4-CYL. 2.3 L ENG.			
Return; W/Atsugi P.S. Pump.....			★18"	Pressure; W/O Variable Assist.....	71793		
Return; W/Saginaw P.S. Pump; ☆B.....			★22"	Pressure; W/Variable Assist; Pressure fitting of pump is equipped with an electronic sender on vehicles with variable assist.....	71785		
6-CYL. 2.8 L DIESEL ENG.				Return.....	71413		
Return - Gear To Reservoir.....			★28"	V-6 3.3 L ENG.			
1980				Pressure - From Pump; W/O Variable Assist.....	80227		
6-CYL. 2.4 L ENG.				Pressure - To Gear.....	71800		
Pressure.....	91471			Return - Cooler To Pump.....		★26"	
1979-1977				Return - Gear To Cooler.....	≠70442		
6-CYL. 146 ENG.				1992			
Pressure.....	91471			4-CYL. 2.3 L ENG.			
OLDSMOBILE				Pressure; W/O Variable Assist.....	71793		
IMPORTANT: PLEASE NOTE. To select correct replacement parts, it may be necessary to identify the code character for the engine by looking at the VIN (Vehicle Identification Number) located on the dash panel. For 1981 and newer cars, refer to the 8th digit of VIN for the correct engine code. For 1980 and older cars, refer to the 5th digit of VIN for the correct engine code.							
ACHIEVA				Pressure; W/Variable Assist; Pressure fitting of pump is equipped with an electronic sender on vehicles with variable assist.....	71785		
1995				Return.....	71413		
4-CYL. 2.3 L ENG.				V-6 3.3 L ENG.			
Pressure - To Gear.....	80041			Pressure - From Pump; W/O Variable Assist.....	80227		
Return - From Gear.....	71413			Pressure - To Gear.....	71800		
V-6 3.1 L ENG.				Return - Cooler To Pump.....		★26"	
Pressure - From Pump; W/O Variable Assist.....	80224			Return - Cooler Tube; W/Cooler.....	91938		
Pressure - From Pump; W/Variable Assist; W/Alt. Cool. Duct (KC2).....	80304			Return - Gear To Cooler.....	91649		
Pressure - From Pump; W/Variable Assist; W/O Alt. Cool. Duct (KC2).....	80303			AURORA			
Pressure - To Gear.....	71780			1995			
Return - Cooler To Pump.....	80043			V-8 4.0 L ENG.			
Return - From Gear; W/Alt. Cool. Duct (KC2).....	80042			Pressure - From Pump.....	91809		
Return - From Gear; W/O Alt. Cool. Duct (KC2).....	≠70442			Pressure - To Gear.....	91810		
1994				Return - From Gear; W/Factory Inst. Hose.....	91913		
4-CYL. 2.3 L ENG.				CALAIS			
Pressure; W/Auto. Trans.....	80040			1987			
Pressure; W/Man. Trans.; W/O Variable Assist.....	80040			4-CYL. 2.5 L ENG.			
Pressure; W/Man. Trans.; W/Variable Assist; Pressure fitting of pump is equipped with an electronic sender on vehicles with variable assist.....	80044			Pressure - From Pump.....	71407		
Return.....	71413			Return; W/O Cooler.....	≠70442		
				Return - Cooler To Pump.....		★24"	
				Return - Cooler Tube; W/Cooler.....	91938		
				Return - Gear To Cooler.....	91649		
				V-6 3.0 L ENG.			
				Pressure - To Gear.....	71271		
				Return - Cooler To Pump.....		*	
				Return - Cooler Tube; W/Cooler.....	91938		
				Return - Gear To Cooler.....	91649		

* Cut From C.P.E. 3/8" I.D. Hose: 71350 (48"), 81352 (25").
 † Cut From S.A.E. 11/32" I.D. Hose: 80062 (12"), 80063 (24"), 80064 (36"), 81353 (25").
 ★ Cut From S.A.E. 3/8" I.D. Hose: 71224 (24"), 71236 (36"), 71206 (48"), 81206 (25"). May Also Use 3/8" C.P.E.
 ♣ Cut From S.A.E. 5/8" I.D. Hose: 71351 (36").
 □ Cut From 1/2" I.D. Suction Hose: 71296 (36"), 81354 (10').
 ♠ Cut From 5/8" I.D. Suction Hose: 71207 (42"), 81355 (10').
 * Cut From 3/4" I.D. Suction Hose: 71297 (36"), 81356 (10').
 ☆ See Page A14 For Pump or Gear Identification.

② Two Required.
 ③ Three Required.
 ④ Four Required.
 ≠ Cut To Fit.
 * Replaces Both Upper and Lower Hose.
 ▲ 252660 Adaptor Required For Some Models.
 ♣ See Page A6 For Installation Procedure.

SYSTEM PUMP & GEAR IDENT.

SYSTEM & COMPONENT IDENT.

PASS. CARS

LIGHT TRUCKS

MEDIUM/HEAVY TRUCKS

BUSES

HOSE NUMERICAL

REPAIR KITS

KIT NUMERICAL

ILLUSTRATIONS

Power Steering Hose for Passenger Cars

	Application	Assembly Number	Multi-Use Hose	End Fitting	Application	Assembly Number	Multi-Use Hose	End Fitting
SYSTEM PUMP & GEAR IDENT.	OLDSMOBILE - Continued				OLDSMOBILE - Continued			
	CALAIS - Continued				CUSTOM CRUISER - Continued			
	1986				1986			
SYSTEM & COMPONENT IDENT.	4-CYL. 2.5 L ENG.				V-8 5.0 L ENG.			
	Pressure - From Pump	71269			Pressure	71120		
	Return; W/Auto. Trans.	70441			Return		*11"	
	Return - Cooler To Pump; W/Man. Trans.; Late		*24"		1985			
	Return - Cooler Tube; W/Cooler	91938			V-8 5.0 L ENG.			
	Return - Gear To Cooler; W/Man. Trans.; Late	91649			Pressure	71120		*11"
	Return - Gear To Pipe; W/Cooler; W/Man. Trans.; Early	71320			Return			
PASS. CARS	Return - Pipe To Cooler; W/Man. Trans.; Early		*12"		V-8 5.7 L DIESEL ENG.			
	V-6 3.0 L ENG.				Pressure - Hydroboost To Gear; OE design change from a pressure pipe to a pressure hose. Use hose listed as replacement part.	71068		
	Pressure - To Gear	71267			Pressure - Pump To Hydroboost	71199		*14"
	Return - Cooler To Pump		*		Return - Gear To Pump			*38"
	Return - Cooler Tube; W/Cooler	91938			Return - Hydroboost To Pump			
	Return - Gear To Cooler	91649			1984-1982			
LIGHT TRUCKS	1985				V-8 5.0 L ENG.			
	4-CYL. 2.5 L ENG.				Pressure	71120		
	Pressure - From Pump	71269			Return			*10"
	Return; W/Auto. Trans.	70441			V-8 5.7 L DIESEL ENG.			
	Return - Cooler To Pump; W/Man. Trans.; Early		*12"		Pressure - Hydroboost To Gear; OE design change from a pressure pipe to a pressure hose. Use hose listed as replacement part.	71068		
	Return - Cooler To Pump; W/Man. Trans.; Late		*24"		Pressure - Pump To Hydroboost	71199		
	Return - Cooler Tube; W/Cooler	91938			Return - Gear To Pump			*14"
	Return - Gear To Cooler; W/Man. Trans.; Early	71320			Return - Hydroboost To Pump			*38"
	Return - Gear To Cooler; W/Man. Trans.; Late	91649			1981			
	V-6 3.0 L ENG.				V-8 5.0 L ENG.			
	Pressure - To Gear	71267			Pressure	71120		
	Return - Cooler To Pump		*15"		Return			*12" 39106
	Return - Cooler Tube; W/Cooler	91938			V-8 5.7 L DIESEL ENG.			
	Return - Gear To Cooler	91649			Pressure - Hydroboost To Gear; OE design change from a pressure pipe to a pressure hose. Use hose listed as replacement part.	71068		
BUSES	CUSTOM CRUISER				Pressure - Pump To Hydroboost	71199		*18" 39106
	1992				Return - Gear To Pump			*48"
	V-8 5.0 L ENG.; V-8 5.7 L ENG.				Return - Hydroboost To Pump			
	Pressure	71792			1980			
	Return	80037			V-8 5.0 L ENG.; V-8 5.7 L ENG.			
	1991				Pressure	71120		
	V-8 5.0 L ENG.				Return			*18" 39106
	Pressure	71792			V-8 5.7 L DIESEL ENG.			
	Return	80037			Pressure - Hydroboost To Gear; OE design change from a pressure pipe to a pressure hose. Use hose listed as replacement part.	71068		
	1990-1988				Pressure - Pump To Hydroboost	71089		
	V-8 5.0 L ENG.				Return - Gear To Pump			*18" 39106
	Pressure	71120			Return - Hydroboost To Pump			*48"
	Return		*11"		1979			
	1987				V-8 350 ENG.; V-8 403 ENG.			
	V-8 5.0 L ENG.				Pressure; Conventional System	80116		
	Pressure; Exc. Canada; W/O A.C.	71120			Pressure - Hydroboost To Gear; Hydro- boost System	71003		
	Return; Exc. Canada; W/O A.C.		*11"					

ILLUSTRATIONS

* Cut From C.P.E. 3/8" I.D. Hose: 71350 (48"), 81352 (25).
 † Cut From S.A.E. 11/32" I.D. Hose: 80062 (12"), 80063 (24"), 80064 (36"), 81353 (25).
 ★ Cut From S.A.E. 3/8" I.D. Hose: 71224 (24"), 71236 (36"), 71206 (48"), 81206 (25). May Also Use 3/8" C.P.E.
 ✦ Cut From S.A.E. 5/8" I.D. Hose: 71351 (36").
 □ Cut From 1/2" I.D. Suction Hose: 71296 (36"), 81354 (10').
 ✧ Cut From 5/8" I.D. Suction Hose: 71207 (42"), 81355 (10').
 ✨ Cut From 3/4" I.D. Suction Hose: 71297 (36"), 81356 (10').
 ☆ See Page A14 For Pump or Gear Identification.

Ⓜ Two Required.
 Ⓝ Three Required.
 Ⓞ Four Required.
 ≍ Cut To Fit.
 Ⓢ Replaces Both Upper and Lower Hose.
 ▲ 252660 Adaptor Required For Some Models.
 ✦ See Page A6 For Installation Procedure.

Power Steering Hose for Passenger Cars

Application	Assembly Number	Multi-Use Hose	End Fitting	Application	Assembly Number	Multi-Use Hose	End Fitting	
OLDSMOBILE - Continued				OLDSMOBILE - Continued				SYSTEM PUMP & GEAR IDENT.
CUSTOM CRUISER - Continued				CUSTOM CRUISER - Continued				
1979 - Continued				1972-1971				SYSTEM & COMPONENT IDENT.
V-8 350 ENG.; V-8 403 ENG. - Continued				V-8 455 ENG.				
Pressure - Pump To Hydroboost; Hydroboost System.....	91579			Pressure	80115			
Return; Conventional System.....	✂70551	★20"	39135	Return	✂70629	★18"	39859	
Return - Gear To Pump; Hydroboost System.....		★20"		CUTLASS				
Return - Hydroboost To Pump; Hydroboost System.....		★40"	39135	1987				
V-8 350 DIESEL ENG.				V-6 3.8 L ENG.				PASS. CARS
Pressure - Hydroboost To Gear.....	71003			Pressure	80138			
Pressure - Pump To Hydroboost.....	91579			Return		★13"		
Return - Gear To Pump.....		★20"		V-8 5.0 L ENG.				
Return - Hydroboost To Pump.....		★40"	39135	Pressure; Eng. VIN H; W/O A.C.	71074			
1978				Pressure; Eng. VIN Y.....	71086			
V-8 350 ENG.; V-8 403 ENG.				Pressure - Pump To Tee; Eng. VIN H; W/A.C.	70404			
Pressure; Conventional System.....	80116			Pressure - Tee To Gear; Eng. VIN H; W/A.C.	39138			
Pressure - Hydroboost To Gear; Hydroboost System.....	71003			Return; Eng. VIN H; W/O A.C.		★12"	LIGHT TRUCKS	
Pressure - Pump To Hydroboost; Hydroboost System.....	91579			Return; Eng. VIN Y.....		★10"		
Return; Conventional System.....	✂70551	★18"	39135	Return - Pump To Tee; Eng. VIN H; W/A.C.		★11"		
Return - Gear To Pump; Hydroboost System.....		★20"		1986				
Return - Hydroboost To Pump; Hydroboost System.....		★40"	39135	V-6 3.8 L ENG.				
V-8 350 DIESEL ENG.				Pressure	80138			
Pressure - Hydroboost To Gear.....	71003			Return		★13"	MEDIUM/HEAVY TRUCKS	
Pressure - Pump To Hydroboost.....	91579			V-8 5.0 L ENG.				
Return - Gear To Pump.....		★20"		Pressure; Eng. VIN H; W/O A.C.	71074			
Return - Hydroboost To Pump.....		★40"	39135	Pressure; Eng. VIN Y, 9.....	71086			
1977				Pressure - Pump To Tee; Eng. VIN H; W/A.C.	70404			
V-8 350 ENG.				Pressure - Tee To Gear; Eng. VIN H; W/A.C.	39138			
Pressure	80116			Return; Eng. VIN H; W/O A.C.		★12"	BUSES	
Return; Eng. VIN L.....		★10"		Return; Eng. VIN Y, 9.....		★10"		
Return; Eng. VIN R.....	✂70518	★14"	39135	Return - Pump To Tee; Eng. VIN H; W/A.C.		★11"		
V-8 403 ENG.				1985				
Pressure	80116			V-6 3.8 L ENG.				
Return	✂70518	★14"	39135	Pressure	80138			
1976				Return		★13"	HOSE NUMERICAL	
V-8 455 ENG.				V-8 5.0 L ENG.				
Pressure	70273			Pressure; Eng. VIN H.....	71074			
Return	✂70629	★18"	39859	Pressure; Eng. VIN Y, 9.....	71086			
1975				Return		★12"	REPAIR KITS	
V-8 400 ENG.; V-8 455 ENG.				V-8 5.7 L DIESEL ENG.				
Pressure	70273			Pressure - Hydroboost To Gear.....	71226			
Return	✂70629	★18"	39859	Pressure - Pump To Hydroboost.....	71225			
1974				Return - Gear To Pump.....		★11"	KIT NUMERICAL	
V-8 455 ENG.				Return - Hydroboost To Pump.....		★40"		
Pressure	70273			1984-1983				
Return	✂70629	★18"	39859	V-6 3.8 L ENG.				
1973				Pressure	80138			
V-8 350 ENG.; V-8 455 ENG.				Return		★13"	ILLUSTRATIONS	
Pressure	70273			V-6 4.3 L DIESEL ENG.				
Return	✂70629	★18"	39859	Pressure	71219			
				Reservoir		✂		
				Return		★13"		

* Cut From C.P.E. 3/8" I.D. Hose: 71350 (48"), 81352 (25").
 † Cut From S.A.E. 1 1/32" I.D. Hose: 80062 (12"), 80063 (24"), 80064 (36"), 81353 (25").
 ★ Cut From S.A.E. 3/8" I.D. Hose: 71224 (24"), 71236 (36"), 71206 (48"), 81206 (25"). May Also Use 3/8" C.P.E.
 ✂ Cut From S.A.E. 5/8" I.D. Hose: 71351 (36").
 □ Cut From 1/2" I.D. Suction Hose: 71296 (36"), 81354 (10').
 ✦ Cut From 5/8" I.D. Suction Hose: 71207 (42"), 81355 (10').
 ✧ Cut From 3/4" I.D. Suction Hose: 71297 (36"), 81356 (10').
 ☆ See Page A14 For Pump or Gear Identification.

② Two Required.
 ③ Three Required.
 ④ Four Required.
 ✂ Cut To Fit.
 ✂ Replaces Both Upper and Lower Hose.
 ▲ 252660 Adaptor Required For Some Models.
 ✂ See Page A6 For Installation Procedure.

Power Steering Hose for Passenger Cars

	Application	Assembly Number	Multi-Use Hose	End Fitting	Application	Assembly Number	Multi-Use Hose	End Fitting
SYSTEM PUMP & GEAR IDENT.	OLDSMOBILE - Continued				OLDSMOBILE - Continued			
SYSTEM & COMPONENT IDENT.	CUTLASS - Continued				CUTLASS - Continued			
	1984-1983 - Continued				1980 - Continued			
	V-8 5.0 L ENG.				V-6 3.8 L ENG. - Continued			
	Pressure; Eng. VIN H.....	71074			Pressure; W/O A.P.; W/O-Ring Fitting ...	71043		
	Pressure; Eng. VIN Y.....	71086			Return.....		*14"	
	Return.....		*12"					
	V-8 5.7 L DIESEL ENG.				V-8 4.3 L ENG.			
	Pressure - Hydroboost To Gear.....	71226			Pressure.....	71043		
	Pressure - Pump To Hydroboost.....	71225			Return.....		*18"	39106
	Return - Gear To Pump.....		*11"					
	Return - Hydroboost To Pump.....		*40"					
	1982				V-8 5.0 L ENG.			
PASS. CARS	V-6 3.8 L ENG.				V-8 5.7 L ENG.			
	Pressure.....	80138			Pressure.....	71043		
	Return.....		*12"		Return.....		*18"	39106
	V-6 4.3 L DIESEL ENG.				V-8 5.7 L DIESEL ENG.			
	Pressure.....	71219			Pressure - Hydroboost To Gear; OE			
	Reservoir; Supreme.....		♣		design change from a pressure pipe			
	Return.....		*13"		to a pressure hose. Use hose listed			
LIGHT TRUCKS	V-8 4.3 L ENG.				as replacement part.....			
	Pressure.....	71086			Pressure - Pump To Hydroboost.....	71190		
	Return.....		*12"		Return - Gear To Pump.....	71084		
	V-8 4.4 L ENG. (CANADA)				Return - Hydroboost To Pump.....			
	Pressure.....	71074					*18"	
	Return.....		*12"				*48"	
	V-8 5.0 L ENG.				1979			
	Pressure; Eng. VIN H.....	71074			V-6 231 ENG.			
	Pressure; Eng. VIN Y.....	71086			Pressure; Station Wagon.....	71072		
	Return.....		*12"		Pressure; W/A.P.; Coupe; Sedan.....	80137		
MEDIUM/HEAVY TRUCKS	V-8 5.7 L DIESEL ENG.				Pressure; W/O A.P.; Coupe; Sedan.....			
	Pressure - Hydroboost To Gear; OE				Return.....	70247		
	design change from a pressure pipe				Return.....	70551	*21"	39135
	to a pressure hose. Use hose listed							
	as replacement part.....	71190			V-8 260 ENG.			
	Pressure - Pump To Hydroboost.....	71084			Pressure.....	70279		
	Return - Gear To Pump.....		*18"		Return.....	70551	*12"	39135
	Return - Hydroboost To Pump.....		*48"		V-8 260 DIESEL ENG.			
BUSES	1981				Return - Gear To Pump.....			
	V-6 3.8 L ENG.				Return - Hydroboost To Pump.....			
	Pressure.....	71072					*18"	
	Return.....		*14"		V-8 305 ENG.			
	V-8 4.3 L ENG.				Pressure; W/A.C.....			
	Pressure.....	71086			Pressure; W/O A.C.....	80141		
	Return.....		*15"		Return.....	70260		
	V-8 4.4 L ENG. (CANADA)				Return.....			
	Pressure.....	71074			Return.....	70629	*12"	39859
	Return.....		*		V-8 350 ENG.			
	V-8 5.7 L DIESEL ENG.				Pressure; Eng. VIN R.....			
	Pressure - Hydroboost To Gear; OE				Pressure; W/A.C.; Eng. VIN L.....	70279		
	design change from a pressure pipe				Pressure; W/O A.C.; Eng. VIN L.....	80141		
	to a pressure hose. Use hose listed				Return; Eng. VIN L.....	70260		
	as replacement part.....	71190			Return; Eng. VIN R.....	70629	*12"	39859
	Pressure - Pump To Hydroboost.....	71084			Return.....	70551	*12"	39135
	Return - Gear To Pump.....		*18"		1978			
	Return - Hydroboost To Pump.....		*48"		V-6 231 ENG.			
REPAIR KITS	1980				Pressure; W/A.P.....			
	V-6 3.8 L ENG.				Pressure; W/O A.P.....			
	Pressure; W/A.P.....	71072			Return.....	80137		
	Pressure; W/O A.P.; W/Flared Fitting ...	70247			Return.....	70247		
	1980				Return.....			
	V-6 3.8 L ENG.				Return.....			
	Pressure; W/A.P.....	71072					*21"	39135
	Pressure; W/O A.P.; W/Flared Fitting ...	70247			V-8 260 ENG.			
	1977				Pressure.....			
	V-6 231 ENG.				Return.....			
	Pressure; W/A.P.....	80137			Pressure.....	70279		
	Pressure; W/O A.P.....	70247			Return.....	70551	*12"	39135
	1977				V-8 305 ENG.			
	V-6 231 ENG.				Pressure.....			
	Pressure; W/A.P.....	80137			Return.....	80116		
	Pressure; W/O A.P.....	70247			Return.....	70551	*20"	39135

ILLUSTRATIONS

* Cut From C.P.E. 3/8" I.D. Hose: 71350 (48"), 81352 (25').
 † Cut From S.A.E. 11/32" I.D. Hose: 80062 (12"), 80063 (24"), 80064 (36"), 81353 (25').
 ★ Cut From S.A.E. 3/8" I.D. Hose: 71224 (24"), 71236 (36"), 71206 (48"), 81206 (25'). May Also Use 3/8" C.P.E.
 ♣ Cut From S.A.E. 5/8" I.D. Hose: 71351 (36").
 □ Cut From 1/2" I.D. Suction Hose: 71296 (36"), 81354 (10').
 ♠ Cut From 5/8" I.D. Suction Hose: 71207 (42"), 81355 (10').
 ✱ Cut From 3/4" I.D. Suction Hose: 71297 (36"), 81356 (10').
 ☆ See Page A14 For Pump or Gear Identification.

Ⓜ Two Required.
 Ⓝ Three Required.
 Ⓞ Four Required.
 Ⓢ Cut To Fit.
 Ⓣ Replaces Both Upper and Lower Hose.
 ▲ 252660 Adaptor Required For Some Models.
 ♣ See Page A6 For Installation Procedure.

Power Steering Hose for Passenger Cars

Application	Assembly Number	Multi-Use Hose	End Fitting	Application	Assembly Number	Multi-Use Hose	End Fitting	
OLDSMOBILE - Continued				OLDSMOBILE - Continued				SYSTEM PUMP & GEAR IDENT.
CUTLASS - Continued				CUTLASS - Continued				
1977 - Continued				1967				SYSTEM & COMPONENT IDENT.
V-6 231 ENG. - Continued				6-CYL. 250 ENG.				
Return	✕70629	★18"	39859	Return		★26"		
V-8 260 ENG.; V-8 350 ENG.; V-8 403 ENG.				V-8 330 ENG.; V-8 400 ENG.				SYSTEM & COMPONENT IDENT.
Pressure	80217			Pressure	70203	★26"		
Return	✕70518	★14"	39135	Return				
1976				CUTLASS CALAIS				PASS. CARS
6-CYL. 250 ENG.				1991				
Pressure	80132			4-CYL. 2.3 L ENG.				
Return	✕70629	★16"	39859	Pressure; W/Soft Ride Suspension	71795			
V-8 260 ENG.; V-8 350 ENG.; V-8 455 ENG.				4-CYL. 2.5 L ENG.				LIGHT TRUCKS
Pressure	70273			Pressure	71410			
Return	✕70629	★16"	39859	Return	91551			
1975				V-6 3.3 L ENG.				MEDIUM/HEAVY TRUCKS
6-CYL. 250 ENG.				1990				
Pressure; W/A.P.	80133			4-CYL. 2.3 L ENG.				
Pressure; W/O A.P.	80132			Pressure	71431			
Return	✕70629	★16"	39859	Return	71413			
V-8 260 ENG.; V-8 350 ENG.; V-8 455 ENG.				4-CYL. 2.5 L ENG.				BUSES
Pressure	70273			Pressure	71410			
Return	✕70629	★16"	39859	Return	91551			
1974-1973				V-6 3.3 L ENG.				HOSE NUMERICAL
V-8 350 ENG.; V-8 455 ENG.				1989				
Pressure	70273			4-CYL. 2.3 L ENG.				
Return	✕70629	★16"	39859	Pressure	71403			
1972				4-CYL. 2.5 L ENG.				REPAIR KITS
V-8 350 ENG.; V-8 455 ENG.				V-6 3.3 L ENG.				
Pressure	80115			Pressure - From Pump	80226			
Return	✕70629	★18"	39859	Pressure - To Gear	71800	★26"		
1971				1988				KIT NUMERICAL
6-CYL. 250 ENG.				4-CYL. 2.3 L ENG.				
Pressure	▲71058			Pressure	71401			
Return		★12"		Return	71413			
V-8 350 ENG.; V-8 455 ENG.				4-CYL. 2.5 L ENG.				ILLUSTRATIONS
Pressure	80115			Pressure	71410			
Return	✕70629	★18"	39859	Return	91551			
1970				V-6 3.3 L ENG.				
6-CYL. 250 ENG.				1987				
Pressure	71058			4-CYL. 2.3 L ENG.				
Return		★32"		Pressure	71401			
V-8 350 ENG.; V-8 455 ENG.				4-CYL. 2.5 L ENG.				
Pressure	70245			Pressure - From Pump	71407			
Return		★18"		Return - To Pump	✕70442			
1969-1968				V-6 3.0 L ENG.				
6-CYL. 250 ENG.				1986				
Pressure	71058			4-CYL. 2.3 L ENG.				
Return		★32"		Pressure	71401			
V-8 350 ENG.				4-CYL. 2.5 L ENG.				
Pressure	70245			Return	71413			
Return		★18"		V-6 3.0 L ENG.				
				Pressure - To Gear	71271			

* Cut From C.P.E. 3/8" I.D. Hose: 71350 (48"), 81352 (25").
 † Cut From S.A.E. 11/32" I.D. Hose: 80062 (12"), 80063 (24"), 80064 (36"), 81353 (25").
 ★ Cut From S.A.E. 3/8" I.D. Hose: 71224 (24"), 71236 (36"), 71206 (48"), 81206 (25"). May Also Use 3/8" C.P.E.
 ❖ Cut From S.A.E. 5/8" I.D. Hose: 71351 (36").
 □ Cut From 1/2" I.D. Suction Hose: 71296 (36"), 81354 (10').
 ❖ Cut From 5/8" I.D. Suction Hose: 71207 (42"), 81355 (10').
 * Cut From 3/4" I.D. Suction Hose: 71297 (36"), 81356 (10').
 ☆ See Page A14 For Pump or Gear Identification.

② Two Required.
 ③ Three Required.
 ④ Four Required.
 ✕ Cut To Fit.
 * Replaces Both Upper and Lower Hose.
 ▲ 252660 Adaptor Required For Some Models.
 ❖ See Page A6 For Installation Procedure.

Power Steering Hose for Passenger Cars

	Application	Assembly Number	Multi-Use Hose	End Fitting	Application	Assembly Number	Multi-Use Hose	End Fitting
SYSTEM PUMP & GEAR IDENT.	OLDSMOBILE - Continued				OLDSMOBILE - Continued			
SYSTEM & COMPONENT IDENT.	CUTLASS CALAIS - Continued				CUTLASS CIERA - Continued			
	1988 - Continued				1989 - Continued			
	V-6 3.0 L ENG. - Continued				V-6 2.8 L ENG. - Continued			
	Return - Cooler To Pump		*		Return - Pipe To Pump; W/Cooler;			
	Return - Cooler Tube; W/Cooler	91938			Wagon		*4"	
	Return - Gear To Cooler	91649						
	CUTLASS CIERA				V-6 3.3 L ENG.			
	1995-1994				Pressure; Exc. Wagon			
	4-CYL. 2.2 L ENG.				Pressure; Wagon			
	Pressure	91716			Return - Cooler To Pipe; Wagon		*12"	
	Return	80038			Return - Cooler To Pump; Exc. Wagon.		*24"	
PASS. CARS	V-6 3.1 L ENG.				Return - From Gear; W/Cooler; Exc.			
	Pressure	91778			Wagon	91937		
	Return - Cooler To Pipe		*24"		Return - From Gear; W/Cooler; Wagon.	91805		
	Return - From Gear; W/Cooler	91936			Return - Pipe To Pump; W/Cooler;			
	Return - Pipe To Pump; W/Cooler		*4"		Wagon		*4"	
	1993				1988			
LIGHT TRUCKS	4-CYL. 2.2 L ENG.				4-CYL. 2.5 L ENG.			
	Pressure	91716			Pressure	91655		
	Return	80038			Return	91551		
	V-6 3.3 L ENG.				V-6 2.8 L ENG.			
	Pressure	91715			Pressure; Exc. Wagon	91658		
	Return - Cooler To Pump		*24"		Pressure; Wagon	91662		
	Return - From Gear; W/Cooler	91937			Return - Cooler To Pipe; Exc. Wagon...		*10"	
	1992-1991				Return - Cooler To Pipe; Wagon			
	4-CYL. 2.5 L ENG.				Return - From Gear; W/Cooler; Exc.			
	Pressure	91655			Wagon	91937		
	Return	91551			Return - From Gear; W/Cooler; Wagon.	91805		
	V-6 3.3 L ENG.				Return - Pipe To Pump; W/Cooler; Exc.			
	Pressure	91715			Wagon		*3"	
	Return - Cooler To Pump		*24"		Return - Pipe To Pump; W/Cooler;			
	Return - From Gear; W/Cooler	91937			Wagon		*4"	
MEDIUM/HEAVY TRUCKS	1990				V-6 3.8 L ENG.			
	4-CYL. 2.5 L ENG.				Pressure; Exc. Wagon			
	Pressure	91655			Pressure; Wagon	91662		
	Return	91551			Return - Cooler To Pipe; Wagon		*12"	
	V-6 3.3 L ENG.				Return - Cooler To Pump; Exc. Wagon.			
	Pressure	91715			Return - From Gear; W/Cooler; Exc.		*24"	
	Return - Cooler To Pump		*24"		Wagon	91937		
	Return - From Gear; W/Cooler	91937			Return - From Gear; W/Cooler; Wagon.	91805		
BUSES	1990				Return - Pipe To Pump; W/Cooler;			
	4-CYL. 2.5 L ENG.				Wagon			
	Pressure	91655					*4"	
	Return	91551			1987			
	V-6 3.3 L ENG.				4-CYL. 2.5 L ENG.			
	Pressure	91657			Pressure; Early; W/18mm End Fittings ..	91865		
	Return - Cooler To Pump		*24"		Pressure; Late; W/16, 18mm End Fit-			
	Return - From Gear; W/Cooler	91937			tings	91656		
	1989				Return			
	4-CYL. 2.5 L ENG.				Return			
	Pressure; Exc. Wagon	91655				91551		
	Pressure; Wagon	71552			V-6 2.8 L ENG.			
	Return; Exc. Wagon	91551			Pressure - Pump To Tee	91631		
	Return; Wagon	71413			Return - Cooler To Pipe		*10"	
	V-6 2.8 L ENG.				Return - From Gear; W/Cooler			
	Pressure; Exc. Wagon	91658			Return - Pipe To Pump; W/Cooler		*3"	
	Pressure; Wagon	91662			V-6 3.8 L ENG.			
	Return - Cooler To Pipe; Exc. Wagon...		*10"		Pressure; Early	70440		
	Return - Cooler To Pipe; Wagon		*12"		Pressure; Late	80142		
	Return - From Gear; W/Cooler; Exc.				Return - Cooler To Pump		*24"	
	Wagon	91937			Return - From Gear; W/Cooler	91937		
	Return - From Gear; W/Cooler; Wagon.	91805			1986			
	Return - Pipe To Pump; W/Cooler; Exc.				4-CYL. 2.5 L ENG.			
	Wagon		*3"		Pressure - From Pump	91526		
	1989				Pressure - To Gear			
	4-CYL. 2.5 L ENG.				Return			
	Pressure	91526				71188		
	Return	71188						

ILLUSTRATIONS

* Cut From C.P.E. 3/8" I.D. Hose: 71350 (48"), 81352 (25).
 † Cut From S.A.E. 11/32" I.D. Hose: 80062 (12"), 80063 (24"), 80064 (36"), 81353 (25).
 ★ Cut From S.A.E. 3/8" I.D. Hose: 71224 (24"), 71236 (36"), 71206 (48"), 81206 (25). May Also Use 3/8" C.P.E.
 ✦ Cut From S.A.E. 5/8" I.D. Hose: 71351 (36").
 □ Cut From 1/2" I.D. Suction Hose: 71296 (36"), 81354 (10').
 ✧ Cut From 5/8" I.D. Suction Hose: 71207 (42"), 81355 (10').
 ✨ Cut From 3/4" I.D. Suction Hose: 71297 (36"), 81356 (10').
 ☆ See Page A14 For Pump or Gear Identification.

Ⓜ Two Required.
 Ⓝ Three Required.
 Ⓞ Four Required.
 ≍ Cut To Fit.
 Ⓢ Replaces Both Upper and Lower Hose.
 ▲ 252660 Adaptor Required For Some Models.
 ✦ See Page A6 For Installation Procedure.

Power Steering Hose for Passenger Cars

Application	Assembly Number	Multi-Use Hose	End Fitting	Application	Assembly Number	Multi-Use Hose	End Fitting
OLDSMOBILE - Continued				OLDSMOBILE - Continued			
CUTLASS CIERA - Continued				CUTLASS CIERA - Continued			
1986 - Continued				1983 - Continued			
4-CYL. 2.5 L ENG. - Continued				V-6 2.8 L ENG. (CANADA)			
Return - From Gear	71322			Pressure; W/O A.C.	91864		
V-6 2.8 L ENG.				Pressure - Pump To Tee; W/A.C.	39137		
Pressure; W/Fuel Inj.	91538			Pressure - Tee To Gear; W/A.C.	91502		
Pressure; W/O A.C.	91864			Return	91551		
Pressure - Pump To Tee; W/A.C.; W/O Fuel Inj.	39137			V-6 3.0 L ENG.			
Pressure - Tee To Gear; W/A.C.; W/O Fuel Inj.	91502			Pressure - From Pump; W/A.C.	71258		
Return	91551			Pressure - From Pump; W/O A.C.	91501		
V-6 3.8 L ENG.				Pressure - To Gear	91533		
Pressure - From Pump	70440			Return - From Gear	91551		
Pressure - To Gear	91533			V-6 4.3 L DIESEL ENG.			
Return - Cooler To Pump		*24"		Reservoir		+	
Return - Gear To Cooler	91937			1982			
1985				4-CYL. 2.5 L ENG.			
4-CYL. 2.5 L ENG.				Pressure - From Pump	91526		
Pressure - From Pump	91526			Pressure - To Gear	71188		
Pressure - To Gear	71188			Return - From Gear	71322		
Return - From Gear	71322			Return - To Pump		*6"	
V-6 2.8 L ENG. (CANADA)				V-6 2.8 L ENG. (CANADA)			
Pressure; W/O A.C.	91864			Pressure - From Pump	71189		
Pressure - Pump To Tee; W/A.C.	39137			Pressure - To Gear	91530		
Pressure - Tee To Gear; W/A.C.	91502			Return - From Gear	91551		
Return	91551			V-6 3.0 L ENG.			
V-6 3.0 L ENG.				Pressure - From Pump	71191		
Pressure - From Pump	71258			Pressure - To Gear	91530		
Pressure - To Gear	91533			Return - From Gear	91551		
Return - From Gear	91551			V-6 4.3 L DIESEL ENG.			
V-6 3.8 L ENG.				Pressure - To Gear	91530		
Pressure - From Pump	71258			Reservoir		+	
Pressure - To Gear	91533			Return - From Gear		*24"	
Return - Cooler To Pump		*15"		CUTLASS CRUISER			
1984				1994			
4-CYL. 2.5 L ENG.				V-6 3.1 L ENG.			
Pressure - From Pump	91526			Pressure	91796		
Pressure - To Gear	71188			Return - Cooler To Pipe		*28"	
Return - From Gear	71322			Return - Pipe To Pump; W/Cooler		*4"	
Return - To Pump		*5"		1993			
V-6 2.8 L ENG. (CANADA)				V-6 3.3 L ENG.			
Pressure; W/O A.C.	91864			Pressure	91715		
Pressure - Pump To Tee; W/A.C.	39137			Return - Cooler To Pipe		*12"	
Pressure - Tee To Gear; W/A.C.	91502			Return - From Gear; W/Cooler	91911		
Return	91551			Return - Pipe To Pump; W/Cooler		*4"	
V-6 3.0 L ENG.; V-6 3.8 L ENG.				1992-1991			
Pressure - From Pump	71258			V-6 3.3 L ENG.			
Pressure - To Gear	91533			Pressure	91715		
Return - From Gear	91551			Return - Cooler To Pump		*24"	
V-6 4.3 L DIESEL ENG.				Return - From Gear; W/Cooler	91937		
Pressure	91509			1990			
Reservoir		+		4-CYL. 2.5 L ENG.			
1983				Pressure	71552		
4-CYL. 2.5 L ENG.				Return	71413		
Pressure - From Pump	91526			V-6 3.3 L ENG.			
Pressure - To Gear	71188			Pressure	91662		
Return - From Gear	71322			Return - Cooler To Pipe		*12"	
Return - To Pump		*5"					

SYSTEM PUMP & GEAR IDENT.

SYSTEM & COMPONENT IDENT.

PASS. CARS

LIGHT TRUCKS

MEDIUM/HEAVY TRUCKS

BUSES

HOSE NUMERICAL

REPAIR KITS

KIT NUMERICAL

ILLUSTRATIONS

* Cut From C.P.E. 3/8" I.D. Hose: 71350 (48"), 81352 (25').
 † Cut From S.A.E. 11/32" I.D. Hose: 80062 (12"), 80063 (24"), 80064 (36"), 81353 (25').
 ★ Cut From S.A.E. 3/8" I.D. Hose: 71224 (24"), 71236 (36"), 71206 (48"), 81206 (25'). May Also Use 3/8" C.P.E.
 ♣ Cut From S.A.E. 5/8" I.D. Hose: 71351 (36").
 □ Cut From 1/2" I.D. Suction Hose: 71296 (36"), 81354 (10').
 ♠ Cut From 5/8" I.D. Suction Hose: 71207 (42"), 81355 (10').
 * Cut From 3/4" I.D. Suction Hose: 71297 (36"), 81356 (10').
 ☆ See Page A14 For Pump or Gear Identification.

Ⓜ Two Required.
 Ⓝ Three Required.
 Ⓞ Four Required.
 ≍ Cut To Fit.
 ♣ Replaces Both Upper and Lower Hose.
 ▲ 252660 Adaptor Required For Some Models.
 + See Page A6 For Installation Procedure.

Power Steering Hose for Passenger Cars

	Application	Assembly Number	Multi-Use Hose	End Fitting	Application	Assembly Number	Multi-Use Hose	End Fitting
SYSTEM PUMP & GEAR IDENT.	OLDSMOBILE - Continued				OLDSMOBILE - Continued			
SYSTEM & COMPONENT IDENT.	CUTLASS CRUISER - Continued				CUTLASS CRUISER - Continued			
PASS. CARS	1990 - Continued				1979 - Continued			
	V-6 3.3 L ENG. - Continued				V-8 350 DIESEL ENG. - Continued			
	Return - From Gear; W/Cooler.....	91805		*4"	Return - Hydroboost To Pump.....		★42"	
	Return - Pipe To Pump; W/Cooler.....							
	1981				1978			
	V-6 3.8 L ENG.				V-6 231 ENG.			
	Pressure.....	71072		*14"	Pressure; Conventional System; W/A.P.	80137		
	Return.....				Pressure; Conventional System; W/O A.P.....	70247		
	V-8 4.3 L ENG.				Pressure - Hydroboost To Gear; Hydroboost System.....	71003		
	Pressure.....	71086		*15"	Pressure - Pump To Hydroboost; Hydroboost System.....	91579		
	Return.....				Return; Conventional System.....	★70177	★18"	39859
	V-8 4.4 L ENG. (CANADA)				Return - Gear To Pump; Hydroboost System.....		★20"	
	Pressure.....	71074		*	Return - Hydroboost To Pump; Hydroboost System.....		★40"	
	Return.....							
	V-8 5.0 L ENG.				V-8 260 ENG.; V-8 305 ENG.; V-8 350 ENG.			
	Pressure.....	71074		*15"	Pressure; Conventional System.....	80116		
	Return.....				Pressure - Hydroboost To Gear; Hydroboost System.....	71003		
	V-8 5.7 L DIESEL ENG.				Pressure - Pump To Hydroboost; Hydroboost System.....	91579		
	Pressure - Hydroboost To Gear; OE design change from a pressure pipe to a pressure hose. Use hose listed as replacement part.....	71190			Return; Conventional System.....	★70551	★18"	39135
	Pressure - Pump To Hydroboost.....	71084		*18"	Return - Gear To Pump; Hydroboost System.....		★20"	
	Return - Gear To Pump.....			*48"	Return - Hydroboost To Pump; Hydroboost System.....		★40"	
	Return - Hydroboost To Pump.....							
	1980				CUTLASS SUPREME			
	V-6 3.8 L ENG.				1995			
	Pressure; W/A.P.....	71072			V-6 3.1 L ENG.			
	Pressure; W/O A.P.; W/Flared Fitting....	70247			Pressure; W/O Variable Assist.....	91796		
	Pressure; W/O A.P.; W/O-Ring Fitting....	71043			Pressure; W/Variable Assist; Pressure fitting of pump is equipped with an electronic sender on vehicles with variable assist.....	91812		
	Return.....			*14"	Return - From Gear; W/Cooler.....	92065	*28"	
	V-8 4.3 L ENG.				Return - Pipe To Pump; W/Cooler.....		*4"	
	Pressure.....	71043			V-6 3.4 L ENG.			
	Return.....			*18"	Pressure; W/O Variable Assist.....	91808		
	V-8 5.0 L ENG.				Pressure; W/Variable Assist; Pressure fitting of pump is equipped with an electronic sender on vehicles with variable assist.....	91897		
	Pressure.....	71074			Return - Cooler To Pipe.....		*12"	
	Return.....			*24"	Return - From Gear; W/Cooler.....	91911		*6"
	V-8 5.7 L DIESEL ENG.				Return - Pipe To Pump; W/Cooler.....			
	Pressure - Hydroboost To Gear; OE design change from a pressure pipe to a pressure hose. Use hose listed as replacement part.....	71190			1994			
	Pressure - Pump To Hydroboost.....	71084			V-6 3.1 L ENG.			
	Return - Gear To Pump.....			*18"	Pressure.....	91796		
	Return - Hydroboost To Pump.....			*48"	Return - From Gear; W/Cooler.....	92065	*28"	
	1979						*4"	
	V-6 231 ENG.				Return - Pipe To Pump; W/Cooler.....			
	Pressure.....	71072			V-6 3.4 L ENG.			
	Return.....	★70551	★21"	39135	Pressure; W/O Variable Assist.....	91808		
	V-8 260 ENG.; V-8 350 ENG.				Pressure; W/Variable Assist; Pressure fitting of pump is equipped with an electronic sender on vehicles with variable assist.....	91897		
	Pressure.....	70279			Return - Cooler To Pipe.....		*12"	
	Return.....	★70551	★12"	39135	Return - From Gear; W/Cooler.....	91911		*6"
	V-8 305 ENG.				Return - Pipe To Pump; W/Cooler.....			
	Pressure; W/A.C.....	80141			V-6 3.4 L ENG.			
	Pressure; W/O A.C.....	70260			Pressure.....	91808		
	Return.....	★70629	★12"	39859	Return - Cooler To Pipe.....		*12"	
	V-8 350 DIESEL ENG.				Return - From Gear; W/Cooler.....	91911		
	Return - Gear To Pump.....			★18"	Return - Pipe To Pump; W/Cooler.....		*3"	

ILLUSTRATIONS

* Cut From C.P.E. 3/8" I.D. Hose: 71350 (48"), 81352 (25).
 † Cut From S.A.E. 11/32" I.D. Hose: 80062 (12"), 80063 (24"), 80064 (36"), 81353 (25).
 ★ Cut From S.A.E. 3/8" I.D. Hose: 71224 (24"), 71236 (36"), 71206 (48"), 81206 (25). May Also Use 3/8" C.P.E.
 ♣ Cut From S.A.E. 5/8" I.D. Hose: 71351 (36").
 □ Cut From 1/2" I.D. Suction Hose: 71296 (36"), 81354 (10').
 ✦ Cut From 5/8" I.D. Suction Hose: 71207 (42"), 81355 (10').
 ✧ Cut From 3/4" I.D. Suction Hose: 71297 (36"), 81356 (10').
 ☆ See Page A14 For Pump or Gear Identification.

Ⓜ Two Required.
 Ⓝ Three Required.
 Ⓞ Four Required.
 Ⓢ Cut To Fit.
 Ⓠ Replaces Both Upper and Lower Hose.
 ▲ 252660 Adaptor Required For Some Models.
 ♣ See Page A6 For Installation Procedure.

Power Steering Hose for Passenger Cars

Application	Assembly Number	Multi-Use Hose	End Fitting	Application	Assembly Number	Multi-Use Hose	End Fitting	
OLDSMOBILE - Continued				OLDSMOBILE - Continued				SYSTEM PUMP & GEAR IDENT.
CUTLASS SUPREME - Continued				CUTLASS SUPREME - Continued				
1993				1988 - Continued				SYSTEM & COMPONENT IDENT.
V-6 3.1 L ENG.				V-6 2.8 L ENG. - Continued				
Pressure; Eng. VIN M.....	91811			Return - Pipe To Pump; W/Cooler.....		*4"		
Pressure; Eng. VIN T.....	91709			V-8 5.0 L ENG.	71086			
Return - Cooler To Pipe.....		*12"		Pressure.....			*10"	
Return - From Gear; W/Cooler.....	91911			Return.....				
Return - Pipe To Pump; W/Cooler.....		*3"		DELMONT 88				
V-6 3.4 L ENG.				1968				PASS. CARS
Pressure.....	91708			V-8 350 ENG.; V-8 455 ENG.				
Return - Cooler To Pipe.....		*12"		Pressure.....	70242			
Return - From Gear; W/Cooler.....	91911			Return.....		*38"		
Return - Pipe To Pump; W/Cooler.....		*4"		1967				
1992				V-8 330 ENG.; V-8 425 ENG.				LIGHT TRUCKS
V-6 3.1 L ENG.				Pressure.....				
Pressure.....	91709			Return.....	70230		*28"	
Return - Cooler To Pipe.....		*12"		DELTA 88				
Return - From Gear; W/Cooler.....	91911			1988-1987				
Return - Pipe To Pump; W/Cooler.....		*3"		V-6 3.8 L ENG.				
V-6 3.4 L ENG.				Pressure.....				
Pressure.....	91708			Return.....	92008			
Return - Cooler To Pipe.....		*12"		Return.....	91784			
Return - From Gear; W/Cooler.....	91911			1986				
Return - Pipe To Pump; W/Cooler.....		*4"		V-6 3.0 L ENG.; V-6 3.8 L ENG.				
1991				Pressure.....				
4-CYL. 2.3 L ENG.				Return - Cooler To Pipe.....				
Pressure.....	71552			Return - Gear To Cooler.....	71319		*12"	
Return.....	71413			Return - Pipe To Pump; W/Cooler;				
V-6 3.1 L ENG.				Route for maximum clearance from				
Pressure.....	91709			exhaust manifold.....			*18"	
Return - Cooler To Pipe.....		*12"		1985				
Return - From Gear; W/Cooler.....	91911			V-6 3.8 L ENG.				
Return - Pipe To Pump; W/Cooler.....		*3"		Pressure.....	80121			
V-6 3.4 L ENG.				Return.....				
Pressure.....	91708					*15"		
Return - Cooler To Pipe.....		*12"		V-8 5.0 L ENG.				
Return - From Gear; W/Cooler.....	91911			Pressure.....	71120			
Return - Pipe To Pump; W/Cooler.....		*6"		Return.....			*11"	
1990				V-8 5.7 L DIESEL ENG.				
4-CYL. 2.3 L ENG.				Pressure - Hydroboost To Gear; OE				
Pressure.....	71552			design change from a pressure pipe				
Return.....	71413			to a pressure hose. Use hose listed				
V-6 3.1 L ENG.				as replacement part.....				
Pressure.....	91662				71068			
Return - Cooler To Pipe.....		*12"		Pressure - Pump To Hydroboost.....	71199			
Return - From Gear; W/Cooler.....	91805			Return - Gear To Pump.....			*14"	
Return - Pipe To Pump; W/Cooler.....		*4"		Return - Hydroboost To Pump.....			*38"	
1989				1984-1983				
V-6 2.8 L ENG.; V-6 3.1 L ENG.				V-6 3.8 L ENG.				
Pressure.....	91662			Pressure.....	80121			
Return - Cooler To Pipe.....		*12"		Return.....			*15"	
Return - From Gear; W/Cooler.....	91805			V-8 5.0 L ENG.				
Return - Pipe To Pump; W/Cooler.....		*4"		Pressure.....	71120			
1988				Return.....				
V-6 2.8 L ENG.								
Pressure.....	91662						*10"	
Return - Cooler To Pipe.....		*12"						
Return - From Gear; W/Cooler.....	91805							
Return - Pipe To Pump; W/Cooler.....		*4"						

* Cut From C.P.E. 3/8" I.D. Hose: 71350 (48"), 81352 (25').
 † Cut From S.A.E. 11/32" I.D. Hose: 80062 (12"), 80063 (24"), 80064 (36"), 81353 (25').
 ★ Cut From S.A.E. 3/8" I.D. Hose: 71224 (24"), 71236 (36"), 71206 (48"), 81206 (25'). May Also Use 3/8" C.P.E.
 ♣ Cut From S.A.E. 5/8" I.D. Hose: 71351 (36").
 □ Cut From 1/2" I.D. Suction Hose: 71296 (36"), 81354 (10').
 ✦ Cut From 5/8" I.D. Suction Hose: 71207 (42"), 81355 (10').
 ✧ Cut From 3/4" I.D. Suction Hose: 71297 (36"), 81356 (10').
 ☆ See Page A14 For Pump or Gear Identification.

Ⓜ Two Required.
 Ⓝ Three Required.
 Ⓞ Four Required.
 ≍ Cut To Fit.
 ⚙ Replaces Both Upper and Lower Hose.
 ▲ 252660 Adaptor Required For Some Models.
 ♣ See Page A6 For Installation Procedure.

SYSTEM PUMP & GEAR IDENT.

SYSTEM & COMPONENT IDENT.

PASS. CARS

LIGHT TRUCKS

MEDIUM/HEAVY TRUCKS

BUSES

HOSE NUMERICAL

REPAIR KITS

KIT NUMERICAL

ILLUSTRATIONS

Power Steering Hose for Passenger Cars

	Application	Assembly Number	Multi-Use Hose	End Fitting		Application	Assembly Number	Multi-Use Hose	End Fitting
SYSTEM PUMP & GEAR IDENT.	OLDSMOBILE - Continued					OLDSMOBILE - Continued			
SYSTEM & COMPONENT IDENT.	DELTA 88 - Continued					DELTA 88 - Continued			
	1984-1983 - Continued					1980 - Continued			
	V-8 5.7 L DIESEL ENG.					V-8 4.3 L ENG. - Continued			
	Pressure - Hydroboost To Gear; OE design change from a pressure pipe to a pressure hose. Use hose listed as replacement part.....	71068				Return		*18"	39107
	Pressure - Pump To Hydroboost.....	71199				V-8 5.0 L ENG.; V-8 5.7 L ENG.	71120		
	Return - Gear To Pump.....		*14"			Return		*18"	39106
	Return - Hydroboost To Pump		*38"			V-8 5.7 L DIESEL ENG.			
	1982					Pressure - Hydroboost To Gear; OE design change from a pressure pipe to a pressure hose. Use hose listed as replacement part.....			
PASS. CARS	V-6 3.8 L ENG.					Pressure - Pump To Hydroboost.....			
	Pressure	80121				Return - Gear To Pump.....	71068		
	Return		*15"			Return - Hydroboost To Pump	71089		
	V-8 4.3 L ENG.					Return - Gear To Pump.....			
	Pressure	71120		*10"		Return - Hydroboost To Pump		*18"	39106
	Return					1979			
	V-8 4.4 L ENG. (CANADA)					V-6 231 ENG.			
LIGHT TRUCKS	Pressure	71074		*13"		Pressure; Conventional System; W/A.P.	80137		
	Return					Pressure; Conventional System; W/O A.P.	70247		
	V-8 5.0 L ENG.					Pressure - Hydroboost To Gear; Hydroboost System	71003		
	Pressure	71120		*10"		Pressure - Pump To Hydroboost; Hydroboost System	91579		
	Return					Return; Conventional System	≧70551	*21"	39135
	V-8 5.7 L DIESEL ENG.					Return - Gear To Pump; Hydroboost System.....		*20"	
MEDIUM/HEAVY TRUCKS	Pressure - Hydroboost To Gear; OE design change from a pressure pipe to a pressure hose. Use hose listed as replacement part.....	71068				Return - Hydroboost To Pump; Hydroboost System		*40"	
	Pressure - Pump To Hydroboost.....	71199		*14"		V-8 260 ENG.			
	Return - Gear To Pump.....			*38"		Pressure; Conventional System.....	80116		
	Return - Hydroboost To Pump					Pressure - Hydroboost To Gear; Hydroboost System	71003		
	1981					Pressure - Pump To Hydroboost; Hydroboost System	91579		
BUSES	V-6 3.8 L ENG.					Return; Conventional System	≧70551	*20"	39135
	Pressure; Early.....	71072				Return - Gear To Pump; Hydroboost System.....		*20"	
	Pressure; Late.....	80121		*15"		Return - Hydroboost To Pump; Hydroboost System		*40"	
	Return					V-8 301 ENG.			
	V-8 4.3 L ENG.; V-8 5.0 L ENG.					Pressure; Conventional System.....	70277		
	Pressure	71120		*12"	39106	Pressure - Hydroboost To Gear; Hydroboost System	71003		
	Return					Pressure - Pump To Hydroboost; Hydroboost System	91579		
	V-8 4.4 L ENG. (CANADA)					Return; Conventional System	≧70177	*12"	39859
HOSE NUMERICAL	Pressure	71074		*12"	39106	Return - Gear To Pump; Hydroboost System.....		*20"	
	Return					Return - Hydroboost To Pump; Hydroboost System		*40"	
	V-8 5.7 L DIESEL ENG.					V-8 350 ENG.			
	Pressure - Hydroboost To Gear; OE design change from a pressure pipe to a pressure hose. Use hose listed as replacement part.....	71068				Pressure; Conventional System.....	80116		
	Pressure - Pump To Hydroboost.....	71199		*18"	39106	Pressure - Hydroboost To Gear; Hydroboost System	71003		
	Return - Gear To Pump.....			*48"		Pressure - Pump To Hydroboost; Hydroboost System	91579		
	Return - Hydroboost To Pump					Return; Conventional System	≧70551	*20"	39135
REPAIR KITS	1980					Return - Gear To Pump; Hydroboost System.....		*20"	
	V-6 3.8 L ENG.					Return - Hydroboost To Pump; Hydroboost System		*40"	
	Pressure; W/A.P.....	71072				V-8 350 DIESEL ENG.			
	Pressure; W/O A.P.; W/Flared Fitting	70247				Pressure - Hydroboost To Gear.....	71003		
	Pressure; W/O A.P.; W/O-Ring Fitting ...	80121				Pressure - Pump To Hydroboost; Hydroboost System	91579		
	Return			*15"		Return; Conventional System	≧70551	*20"	39135
	V-8 4.3 L ENG.					Return - Gear To Pump; Hydroboost System.....		*20"	
	Pressure; Eng. VIN F.....	71120				Return - Hydroboost To Pump; Hydroboost System		*40"	
	Pressure; Eng. VIN S	71043				1980			

<p>ILLUSTRATIONS</p> <p>* Cut From C.P.E. 3/8" I.D. Hose: 71350 (48"), 81352 (25').</p> <p>† Cut From S.A.E. 11/32" I.D. Hose: 80062 (12"), 80063 (24"), 80064 (36"), 81353 (25').</p> <p>★ Cut From S.A.E. 3/8" I.D. Hose: 71224 (24"), 71236 (36"), 71206 (48"), 81206 (25'). May Also Use 3/8" C.P.E.</p> <p>♣ Cut From S.A.E. 5/8" I.D. Hose: 71351 (36").</p> <p>□ Cut From 1/2" I.D. Suction Hose: 71296 (36"), 81354 (10').</p> <p>♣ Cut From 5/8" I.D. Suction Hose: 71207 (42"), 81355 (10').</p> <p>✱ Cut From 3/4" I.D. Suction Hose: 71297 (36"), 81356 (10').</p> <p>☆ See Page A14 For Pump or Gear Identification.</p>	<p>Ⓜ Two Required.</p> <p>Ⓝ Three Required.</p> <p>Ⓞ Four Required.</p> <p>≧ Cut To Fit.</p> <p>Ⓢ Replaces Both Upper and Lower Hose.</p> <p>▲ 252660 Adaptor Required For Some Models.</p> <p>♣ See Page A6 For Installation Procedure.</p>
--	--

Power Steering Hose for Passenger Cars

Application	Assembly Number	Multi-Use Hose	End Fitting	Application	Assembly Number	Multi-Use Hose	End Fitting	
OLDSMOBILE - Continued				OLDSMOBILE - Continued				SYSTEM PUMP & GEAR IDENT.
DELTA 88 - Continued				DELTA 88 - Continued				
1979 - Continued				1976				SYSTEM & COMPONENT IDENT.
V-8 350 DIESEL ENG. - Continued				V-8 350 ENG.; V-8 455 ENG.				
Pressure - Pump To Hydroboost.....	91579			Pressure	70273			
Return - Gear To Pump.....		★20"		Return	≅70629	★18"	39859	
Return - Hydroboost To Pump		★40"						
V-8 403 ENG.				1975				PASS. CARS
V-8 350 ENG.; V-8 400 ENG.; V-8 455 ENG.				V-8 350 ENG.; V-8 400 ENG.; V-8 455 ENG.				
Pressure; Conventional System.....	80116			Pressure	70273			
Pressure - Hydroboost To Gear; Hydroboost System	71003			Return	≅70629	★18"	39859	
Pressure - Pump To Hydroboost; Hydroboost System	91579							
Return; Conventional System	≅70551	★20"	39135					
Return - Gear To Pump; Hydroboost System.....		★20"						
Return - Hydroboost To Pump; Hydroboost System		★40"	39135					
1978				1974-1973				LIGHT TRUCKS
V-6 231 ENG.				V-8 350 ENG.; V-8 455 ENG.				
Pressure; Conventional System; W/A.P.	80137			Pressure	70273			
Pressure; Conventional System; W/O A.P.....	70247			Return	≅70629	★18"	39859	
Pressure - Hydroboost To Gear; Hydroboost System	71003							
Pressure - Pump To Hydroboost; Hydroboost System	91579							
Return; Conventional System	≅70177	★18"	39859					
Return - Gear To Pump; Hydroboost System.....		★20"						
Return - Hydroboost To Pump; Hydroboost System		★40"						
V-8 260 ENG.; V-8 350 ENG.; V-8 403 ENG.				1972-1971				MEDIUM/HEAVY TRUCKS
V-8 350 ENG.; V-8 455 ENG.				V-8 350 ENG.; V-8 455 ENG.				
Pressure; Conventional System.....	80116			Pressure	80115			
Pressure - Hydroboost To Gear; Hydroboost System	71003			Return	≅70629	★18"	39859	
Pressure - Pump To Hydroboost; Hydroboost System	91579							
Return; Conventional System	≅70177	★18"	39859					
Return - Gear To Pump; Hydroboost System.....		★20"						
Return - Hydroboost To Pump; Hydroboost System		★40"						
1977				1970-1969				BUSES
V-6 231 ENG.				V-8 350 ENG.; V-8 455 ENG.				
Pressure; W/A.P.....	80137			Pressure	70242			
Pressure; W/O A.P.....	70247			Return		★38"		
Return	≅70177	★18"	39859					
V-8 260 ENG.; V-8 403 ENG.				1968				HOSE NUMERICAL
V-8 350 DIESEL ENG.				V-8 455 ENG.				
Pressure - Hydroboost To Gear.....	71003			Pressure	70242			
Pressure - Pump To Hydroboost.....	91579			Return		★38"		
Return - Gear To Pump.....		★20"						
Return - Hydroboost To Pump		★40"						
1977				1967				REPAIR KITS
V-6 231 ENG.				V-8 425 ENG.				
Pressure; W/A.P.....	80137			Pressure	70230			
Pressure; W/O A.P.....	70247			Return		★28"		
Return	≅70177	★18"	39859					
V-8 260 ENG.; V-8 403 ENG.				1966				KIT NUMERICAL
V-8 350 DIESEL ENG.				V-6 3.8 L ENG.				
Pressure	80116			Pressure; W/O Supercharger.....	91781			
Return	≅70518	★14"	39135	Pressure; W/Supercharger.....	91723			
V-8 350 ENG.				1995				
Pressure	80116			Return; W/Supercharger	91794			
Return; Eng. VIN G, L.....		★10"		Return - Cooler To Pump; W/O Supercharger		★18"		
Return; Eng. VIN R.....	≅70518	★14"	39135	Return - Gear To Cooler; W/O Supercharger	≅91782			

* Cut From C.P.E. 3/8" I.D. Hose: 71350 (48"), 81352 (25").
 † Cut From S.A.E. 11/32" I.D. Hose: 80062 (12"), 80063 (24"), 80064 (36"), 81353 (25").
 ★ Cut From S.A.E. 3/8" I.D. Hose: 71224 (24"), 71236 (36"), 71206 (48"), 81206 (25"). May Also Use 3/8" C.P.E.
 ❖ Cut From S.A.E. 5/8" I.D. Hose: 71351 (36").
 □ Cut From 1/2" I.D. Suction Hose: 71296 (36"), 81354 (10').
 ❖ Cut From 5/8" I.D. Suction Hose: 71207 (42"), 81355 (10').
 * Cut From 3/4" I.D. Suction Hose: 71297 (36"), 81356 (10').
 ☆ See Page A14 For Pump or Gear Identification.

② Two Required.
 ③ Three Required.
 ④ Four Required.
 ≅ Cut To Fit.
 * Replaces Both Upper and Lower Hose.
 ▲ 252660 Adaptor Required For Some Models.
 ❖ See Page A6 For Installation Procedure.

ILLUSTRATIONS

Power Steering Hose for Passenger Cars

	Application	Assembly Number	Multi-Use Hose	End Fitting	Application	Assembly Number	Multi-Use Hose	End Fitting
SYSTEM PUMP & GEAR IDENT.	OLDSMOBILE - Continued				OLDSMOBILE - Continued			
	EIGHTY EIGHT - Continued				F85 - Continued			
	1991-1990				1964			
	V-6 3.8 L ENG.				V-6 225 ENG.; V-8 330 ENG.			
SYSTEM & COMPONENT IDENT.	Pressure	92008			Pressure	70203		
	Return; W/O Finned Cooler.....	91784			Return		★26"	
	Return - Cooler To Pump; W/Finned Cooler.....		✱33"		1963-1961			
	Return - Gear To Cooler; W/Finned Cooler.....	✱91782			V-8 215 ENG.			
					Return		★	
	1989				FIRENZA			
	V-6 3.8 L ENG.				1988			
PASS. CARS	Pressure	92008			4-CYL. 2.0 L ENG.			
	Return	91784			Pressure; Eng. VIN 1	80221		
	1966-1965				Pressure - From Pump; Eng. VIN K; Early	71271		
	V-8 425 ENG.				Pressure - From Pump; Eng. VIN K; Late.....	71406		
	Pressure	70230			Reservoir; Eng. VIN K	80163		
	Return		★28"		Return; Eng. VIN 1	✱70442		
	F85				Return - To Pump; Eng. VIN K.....	70410		
LIGHT TRUCKS	1972				1987			
	V-8 350 ENG.; V-8 455 ENG.				4-CYL. 2.0 L ENG.			
	Pressure	80115			Pressure; Eng. VIN 1	80221		
	Return	✱70629	★18"	39859	Pressure - From Pump; Eng. VIN K.....	71271		
	1971				Reservoir; Eng. VIN K	80163		
	6-CYL. 250 ENG.				Return - Cooler To Pump; Eng. VIN 1 ..		✱26"	
	Pressure	▲71058			Return - Cooler Tube; W/Cooler; Eng. VIN 1	91938		
	Return		★12"		Return - Gear To Cooler; Eng. VIN 1....	91649		
	V-8 350 ENG.				Return - To Pump; Eng. VIN K.....	70410		
	Pressure	80115			V-6 2.8 L ENG.			
	Return	✱70629	★18"	39859	Pressure - From Pump	91958		
	1970-1968				Pressure - To Gear	70418		
	6-CYL. 250 ENG.				Return - Cooler To Pump		✱	
	Pressure	71058			Return - Cooler Tube; W/Cooler	91938		
	Return		★32"		Return - Gear To Cooler	91649		
	V-8 350 ENG.				1986			
	Pressure	70245			4-CYL. 1.8 L ENG.			
	Return		★18"		Pressure - From Pump	71223		
	1967				Pressure - To Gear	71316		
	6-CYL. 250 ENG.				Reservoir	80163		
	Return		★26"		Return - From Gear		✱10"	
	V-8 330 ENG.				4-CYL. 2.0 L ENG.			
	Pressure	70203			Pressure - From Pump	71273		
	Return		★26"		Return - Cooler To Reservoir		✱44"	
	1966				Return - Cooler Tube; W/Cooler	91938		
	6-CYL. 250 ENG.				Return - Gear To Cooler	91648		
	Return		★26"		V-6 2.8 L ENG.			
	V-8 330 ENG.; V-8 400 ENG.				Pressure - From Pump	71271		
	Pressure	70203			Pressure - To Gear	71317		
	Return		★26"		Reservoir		✱	
	1965				Return - Cooler To Reservoir		✱36"	
	V-6 225 ENG.; V-8 330 ENG.; V-8 400 ENG.				Return - Cooler Tube; W/Cooler	91938		
	Pressure	70203			Return - Gear To Cooler	91648		
	Return		★26"		1985			
	1965				4-CYL. 1.8 L ENG.			
	V-6 225 ENG.; V-8 330 ENG.; V-8 400 ENG.				Pressure - From Pump	71223		
	Pressure	70203			Pressure - To Gear	71316		
	Return		★26"					

✱ Cut From C.P.E. 3/8" I.D. Hose: 71350 (48"), 81352 (25").
 † Cut From S.A.E. 11/32" I.D. Hose: 80062 (12"), 80063 (24"), 80064 (36"), 81353 (25").
 ★ Cut From S.A.E. 3/8" I.D. Hose: 71224 (24"), 71236 (36"), 71206 (48"), 81206 (25"). May Also Use 3/8" C.P.E.
 ✧ Cut From S.A.E. 5/8" I.D. Hose: 71351 (36").
 □ Cut From 1/2" I.D. Suction Hose: 71296 (36"), 81354 (10').
 ✦ Cut From 5/8" I.D. Suction Hose: 71207 (42"), 81355 (10').
 ✧ Cut From 3/4" I.D. Suction Hose: 71297 (36"), 81356 (10').
 ☆ See Page A14 For Pump or Gear Identification.

② Two Required.
 ③ Three Required.
 ④ Four Required.
 ✧ Cut To Fit.
 ✧ Replaces Both Upper and Lower Hose.
 ▲ 252660 Adaptor Required For Some Models.
 ✦ See Page A6 For Installation Procedure.

Power Steering Hose for Passenger Cars

Application	Assembly Number	Multi-Use Hose	End Fitting	Application	Assembly Number	Multi-Use Hose	End Fitting
OLDSMOBILE - Continued				OLDSMOBILE - Continued			
FIRENZA - Continued				JETSTAR I - Continued			
1985 - Continued				1964			
4-CYL. 1.8 L ENG. - Continued				V-8 330 ENG.; V-8 394 ENG.			
Reservoir	80163			Return			★28"
Return - From Gear		✱10"					
4-CYL. 2.0 L ENG.				JETSTAR 88			
Pressure - From Pump	71273			1966-1965			
Return - Cooler To Pipe		✱10"		V-8 330 ENG.			
Return - Cooler Tube; W/Cooler	91938			Pressure	70230		
Return - Gear To Cooler	71320			Return			★28"
Return - Pipe To Reservoir; W/Cooler...		✱44"		1964			
V-6 2.8 L ENG.				V-8 330 ENG.			
Pressure - From Pump	71271			Pressure; W/O A.C.	70198		
Pressure - To Gear	71317			Return			★28"
Reservoir		✚		NINETY EIGHT			
Return - Cooler To Pipe		✱10"		1995			
Return - Gear To Cooler	71320			V-6 3.8 L ENG.			
Return - Pipe To Reservoir; W/Cooler...		✱36"		Pressure; W/O Supercharger.....	91781		
1984				Pressure; W/Supercharger.....	91723		
4-CYL. 1.8 L ENG.				Return; W/Supercharger	91794		
Pressure - From Pump	71223			Return - Cooler To Pump; W/O Super-			✱18"
Pressure - To Gear	71316			charger			
Reservoir	80163			Return - Gear To Cooler; W/O Super-			✚91782
Return - From Gear	71320			charger			
4-CYL. 2.0 L ENG.				1994-1993			
Pressure - From Pump	71181			V-6 3.8 L ENG.			
Pressure - To Gear	71316			Pressure; W/O Supercharger.....	92008		
Reservoir	80163			Pressure; W/Supercharger.....	91723		
Return - Cooler To Reservoir.....		✱18"		Return; W/Supercharger	91794		
Return - Gear To Cooler		✱18"		Return - Cooler To Pump; W/O Super-			✱36"
1983				charger			
4-CYL. 1.8 L ENG.				Return - Gear To Cooler; W/O Super-			✚91782
Pressure - From Pump	71223			1992			
Reservoir	80163			V-6 3.8 L ENG.			
Return - From Gear		✱19"		Pressure; W/O Supercharger.....	92008		
4-CYL. 2.0 L ENG.				Pressure; W/Supercharger.....	91723		
Pressure - From Pump	71181			Return - Cooler To Pump; W/O Super-			✱36"
Pressure - To Gear	71315			charger			
Reservoir	80163			Return - Gear To Cooler; W/O Super-			✚91782
Return - Cooler To Reservoir.....		✱18"		1991			
Return - Gear To Cooler		✱18"		V-6 3.8 L ENG.			
1982				Pressure	92008		
4-CYL. 1.8 L ENG.				Return - Cooler To Pump.....			✱33"
Pressure - From Pump; Eng. VIN G.....	71181			Return - Gear To Cooler			✚91782
Pressure - From Pump; Eng. VIN O.....	71223			1990			
Pressure - To Gear; Eng. VIN G	71315			V-6 3.8 L ENG.			
Reservoir	80163			Pressure	92008		
Return - Cooler To Reservoir; Eng. VIN		✱18"		Return; W/O Finned Cooler.....	91784		
G.....		✱19"		Return - Cooler To Pump; W/Finned			
Return - From Gear; Eng. VIN O.....		✱18"		Cooler.....			✱33"
Return - Gear To Cooler; Eng. VIN G...							
JETSTAR I							
1965							
V-8 425 ENG.							
Pressure	70230						
Return			★28"				

SYSTEM PUMP & GEAR IDENT.
SYSTEM & COMPONENT IDENT.
PASS. CARS
LIGHT TRUCKS
MEDIUM/HEAVY TRUCKS
BUSES
HOSE NUMERICAL
REPAIR KITS
KIT NUMERICAL
ILLUSTRATIONS

✱ Cut From C.P.E. 3/8" I.D. Hose: 71350 (48"), 81352 (25').
 † Cut From S.A.E. 11/32" I.D. Hose: 80062 (12"), 80063 (24"), 80064 (36"), 81353 (25').
 ★ Cut From S.A.E. 3/8" I.D. Hose: 71224 (24"), 71236 (36"), 71206 (48"), 81206 (25'). May Also Use 3/8" C.P.E.
 ✚ Cut From S.A.E. 5/8" I.D. Hose: 71351 (36").
 □ Cut From 1/2" I.D. Suction Hose: 71296 (36"), 81354 (10').
 ✚ Cut From 5/8" I.D. Suction Hose: 71207 (42"), 81355 (10').
 ✱ Cut From 3/4" I.D. Suction Hose: 71297 (36"), 81356 (10').
 ☆ See Page A14 For Pump or Gear Identification.

② Two Required.
 ③ Three Required.
 ④ Four Required.
 ✚ Cut To Fit.
 ✚ Replaces Both Upper and Lower Hose.
 ▲ 252660 Adaptor Required For Some Models.
 ✚ See Page A6 For Installation Procedure.

Power Steering Hose for Passenger Cars

	Application	Assembly Number	Multi-Use Hose	End Fitting	Application	Assembly Number	Multi-Use Hose	End Fitting
SYSTEM PUMP & GEAR IDENT.	OLDSMOBILE - Continued				OLDSMOBILE - Continued			
	NINETY EIGHT - Continued				NINETY EIGHT - Continued			
	1989-1987				1981 - Continued			
	V-6 3.8 L ENG.				V-6 4.1 L ENG. - Continued			
	Pressure	92008			Return		*15"	
	Return	91784						
SYSTEM & COMPONENT IDENT.	1986				V-8 5.0 L ENG.			
	V-6 3.8 L ENG.				Pressure			
	Pressure	92008			Return	71120	*12"	39106
	Return - Cooler To Pipe		*12"					
	Return - Gear To Cooler	71319						
	Return - Pipe To Pump; W/Cooler; Route for maximum clearance from exhaust manifold.		*18"					
PASS. CARS	1985				V-8 5.7 L DIESEL ENG.			
	V-6 3.0 L ENG.				Pressure - Hydroboost To Gear; OE design change from a pressure pipe to a pressure hose. Use hose listed as replacement part.			
	Pressure	91534			Return - Gear To Pump	71068		
	Return	71319			Return - Hydroboost To Pump	71199	*18"	39106
							*48"	
	1984				1980			
	V-6 3.8 L ENG.				V-8 5.0 L ENG.; V-8 5.7 L ENG.			
	Pressure	91534			Return	71120	*18"	39106
	Return - Cooler To Pipe		*12"					
	Return - Gear To Cooler	71319						
	Return - Pipe To Pump		*12"					
LIGHT TRUCKS	V-6 4.3 L DIESEL ENG.				V-8 5.7 L DIESEL ENG.			
	Reservoir; W/O External E.G.R.		⊕		Pressure - Hydroboost To Gear; OE design change from a pressure pipe to a pressure hose. Use hose listed as replacement part.	71068		
	Return - Cooler To Reservoir		*18"		Return - Gear To Pump	71089	*18"	39106
	Return - Gear To Cooler; W/O External E.G.R.	71319			Return - Hydroboost To Pump		*48"	
MEDIUM/HEAVY TRUCKS	1984				1979			
	V-8 5.0 L ENG.				V-8 350 ENG.; V-8 403 ENG.			
	Pressure	71120			Pressure; Conventional System	80116		
	Return		*10"		Pressure - Hydroboost To Gear; Hydro- boost System	71003		
					Pressure - Pump To Hydroboost; Hy- droboost System	91579		
	V-8 5.7 L DIESEL ENG.				Return; Conventional System	⊖70551	*20"	39135
	Pressure - Hydroboost To Gear; OE design change from a pressure pipe to a pressure hose. Use hose listed as replacement part.	71068			Return - Gear To Pump; Hydroboost System		*20"	
	Pressure - Pump To Hydroboost	71199			Return - Hydroboost To Pump; Hydro- boost System		*40"	
	Return - Gear To Pump		*14"					
	Return - Hydroboost To Pump		*38"					
BUSES	1983-1982				V-8 350 DIESEL ENG.			
	V-6 4.1 L ENG.				Pressure - Hydroboost To Gear			
	Pressure	80121			Pressure - Pump To Hydroboost	71003		
	Return		*15"		Return - Gear To Pump	91579	*20"	
					Return - Hydroboost To Pump		*40"	
	V-8 5.0 L ENG.				1978			
	Pressure	71120			V-8 350 ENG.; V-8 403 ENG.			
	Return		*10"		Pressure; Conventional System	80116		
					Pressure - Hydroboost To Gear; Hydro- boost System	71003		
	V-8 5.7 L DIESEL ENG.				Pressure - Pump To Hydroboost; Hy- droboost System	91579		
	Pressure - Hydroboost To Gear; OE design change from a pressure pipe to a pressure hose. Use hose listed as replacement part.	71068			Return; Conventional System	⊖70551	*18"	39135
	Pressure - Pump To Hydroboost	71199			Return - Gear To Pump; Hydroboost System		*20"	
	Return - Gear To Pump		*14"		Return - Hydroboost To Pump; Hydro- boost System		*40"	
	Return - Hydroboost To Pump		*38"					
					V-8 350 DIESEL ENG.			
	1981				Pressure - Hydroboost To Gear			
	V-6 4.1 L ENG.				Pressure - Pump To Hydroboost			
	Pressure; Early	71072			Return - Gear To Pump		*20"	
	Pressure; Late	80121			Return - Hydroboost To Pump		*40"	

ILLUSTRATIONS

* Cut From C.P.E. 3/8" I.D. Hose: 71350 (48"), 81352 (25').
 † Cut From S.A.E. 11/32" I.D. Hose: 80062 (12"), 80063 (24"), 80064 (36"), 81353 (25').
 ★ Cut From S.A.E. 3/8" I.D. Hose: 71224 (24"), 71236 (36"), 71206 (48"), 81206 (25'). May Also Use 3/8" C.P.E.
 ⊕ Cut From S.A.E. 5/8" I.D. Hose: 71351 (36").
 □ Cut From 1/2" I.D. Suction Hose: 71296 (36"), 81354 (10').
 ⊕ Cut From 5/8" I.D. Suction Hose: 71207 (42"), 81355 (10').
 ✱ Cut From 3/4" I.D. Suction Hose: 71297 (36"), 81356 (10').
 ☆ See Page A14 For Pump or Gear Identification.

Ⓜ Two Required.
 Ⓝ Three Required.
 Ⓞ Four Required.
 ⊖ Cut To Fit.
 ⊕ Replaces Both Upper and Lower Hose.
 ▲ 252660 Adaptor Required For Some Models.
 ⊕ See Page A6 For Installation Procedure.

Power Steering Hose for Passenger Cars

Application	Assembly Number	Multi-Use Hose	End Fitting	Application	Assembly Number	Multi-Use Hose	End Fitting	
OLDSMOBILE - Continued				OLDSMOBILE - Continued				SYSTEM PUMP & GEAR IDENT.
NINETY EIGHT - Continued				OMEGA - Continued				
1977				1984-1983 - Continued				SYSTEM & COMPONENT IDENT.
V-8 350 ENG.; V-8 403 ENG.				V-6 2.8 L ENG. - Continued				
Pressure	80116			Return; W/O A.C.	91551			
Return	✕70518	★14"	39135	Return - Tee To Gear; W/A.C.	91551			
1976				1982				PASS. CARS
V-8 455 ENG.				4-CYL. 2.5 L ENG.				
Pressure	70273			Pressure - From Pump	91526			
Return	✕70629	★18"	39859	Pressure - To Gear	71188			
1975				Return - From Gear				✕71322
V-8 350 ENG.; V-8 400 ENG.; V-8 455 ENG.				Return - To Pump				✱6"
Pressure	70273			V-6 2.8 L ENG.				
Return	✕70629	★18"	39859	Pressure - From Pump	71189			
1974				Pressure - To Gear				91530
V-8 455 ENG.				Return - From Gear				91551
Pressure	70273			1981				
Return	✕70629	★18"	39859	4-CYL. 2.5 L ENG.				
1973				Pressure - From Pump				91526
V-8 350 ENG.; V-8 455 ENG.				Pressure - To Gear				71163
Pressure	70273			Return - Cooler To Pump				✱24"
Return	✕70629	★18"	39859	Return - Gear To Cooler				✱
1972				V-6 2.8 L ENG.				LIGHT TRUCKS
V-8 350 ENG.; V-8 455 ENG.				Pressure - From Pump				
Pressure	80115			Pressure - To Gear	71164			
Return	✕70629	★18"	39859	Return - Cooler To Pump				✱24"
1971				Return - Gear To Cooler				✱
V-8 455 ENG.				1980				MEDIUM/HEAVY TRUCKS
V-8 350 ENG.; V-8 455 ENG.				4-CYL. 2.5 L ENG.				
Pressure	80115			Pressure - From Pump	71056			
Return	✕70629	★18"	39859	Pressure - To Gear	91529			
1970-1968				Return - Cooler To Pump				✱22"
V-8 455 ENG.				Return - Gear To Cooler				✱38"
Pressure	70242			V-6 2.8 L ENG.				
Return		★38"		Pressure - From Pump	71055			
1967-1965				Pressure - To Gear				91528
V-8 425 ENG.				Return - Cooler To Pump				✱22"
Pressure	70230			Return - Gear To Cooler				✱38"
Return		★28"		1979				
1964				V-6 231 ENG.				HOSE NUMERICAL
V-8 394 ENG.				Pressure; W/A.P.				
Return		★28"		Pressure; W/O A.P.	70247			
OMEGA				Return				✕70177
1984-1983				V-8 305 ENG.; V-8 350 ENG.				BUSES
4-CYL. 2.5 L ENG.				Pressure				
Pressure - From Pump	91526			Return	✕70629	★12"	39859	
Pressure - To Gear	71188			1978				
Return - From Gear	✕71322			V-6 231 ENG.				
Return - To Pump		✱6"		Pressure; W/A.P.	80137			
V-6 2.8 L ENG.				Pressure; W/O A.P.				70247
Pressure; W/O A.C.	91864			Return	✕70518	★18"	39859	
Pressure - Pump To Tee; W/A.C.	39137			V-8 305 ENG.; V-8 350 ENG.				
Pressure - Tee To Gear; W/A.C.	91502			Pressure	80116			
1977				Return				✕70551
V-6 231 ENG.				1977				REPAIR KITS
Pressure; W/A.P.				V-6 231 ENG.				
Pressure; W/O A.P.				Pressure; W/A.P.				80137
Return				Pressure; W/O A.P.				70247
✕70518				Return				✕70551
★18"				★18"				39135
39859				1977				KIT NUMERICAL
1978				V-6 231 ENG.				
V-6 231 ENG.				Pressure; W/A.P.				80137
Pressure; W/O A.P.				Pressure; W/O A.P.				70247
Return				Return				✕70551
★18"				★18"				39135
39859				1977				ILLUSTRATIONS
V-6 231 ENG.				V-6 231 ENG.				
Pressure; W/A.P.				Pressure; W/A.P.				80137
Pressure; W/O A.P.				Pressure; W/O A.P.				70247

✱ Cut From C.P.E. 3/8" I.D. Hose: 71350 (48"), 81352 (25").
 † Cut From S.A.E. 11/32" I.D. Hose: 80062 (12"), 80063 (24"), 80064 (36"), 81353 (25").
 ★ Cut From S.A.E. 3/8" I.D. Hose: 71224 (24"), 71236 (36"), 71206 (48"), 81206 (25"). May Also Use 3/8" C.P.E.
 ✧ Cut From S.A.E. 5/8" I.D. Hose: 71351 (36").
 □ Cut From 1/2" I.D. Suction Hose: 71296 (36"), 81354 (10').
 ✧ Cut From 5/8" I.D. Suction Hose: 71207 (42"), 81355 (10').
 ✧ Cut From 3/4" I.D. Suction Hose: 71297 (36"), 81356 (10').
 ☆ See Page A14 For Pump or Gear Identification.

② Two Required.
 ③ Three Required.
 ④ Four Required.
 ✕ Cut To Fit.
 ✱ Replaces Both Upper and Lower Hose.
 ▲ 252660 Adaptor Required For Some Models.
 ✧ See Page A6 For Installation Procedure.

Power Steering Hose for Passenger Cars

	Application	Assembly Number	Multi-Use Hose	End Fitting	Application	Assembly Number	Multi-Use Hose	End Fitting
SYSTEM PUMP & GEAR IDENT.	OLDSMOBILE - Continued				OLDSMOBILE - Continued			
	OMEGA - Continued				STARFIRE - Continued			
SYSTEM & COMPONENT IDENT.	1977 - Continued				1977 - Continued			
	V-6 231 ENG. - Continued				V-8 305 ENG. - Continued			
PASS. CARS	Return.....	⌘70518	★18"	39135	Return.....	⌘70518	★14"	39859
	V-8 260 ENG.				1976			
LIGHT TRUCKS	Pressure.....	70247			4-CYL. 140 ENG.			
	Return.....	⌘70518	★18"	39859	Pressure.....	80218		
MEDIUM/HEAVY TRUCKS	V-8 305 ENG.; V-8 350 ENG.				Return.....		★	
	Pressure.....	80116			V-6 231 ENG.			
HOSE NUMERICAL	Return.....	⌘70518	★15"	39135	Pressure.....	80115		
	1976-1975				Return.....	⌘70177	★18"	39859
REPAIR KITS	6-CYL. 250 ENG.				1975			
	Pressure.....	70273			V-6 231 ENG.			
KIT NUMERICAL	Return.....	⌘70629	★16"	39859	Pressure.....	70276		
	V-8 260 ENG.				Return.....		★	
ILLUSTRATIONS	Pressure.....	70279			1966-1965			
	Return.....	⌘70629	★14"	39859	V-8 425 ENG.			
	V-8 350 ENG.				Pressure.....	70230		
	Pressure.....	70265			Return.....		★28"	
	Return.....	⌘70551	★15"	39135	TORONADO			
	1974-1973				1992			
	6-CYL. 250 ENG.				V-6 3.8 L ENG.			
	Pressure.....	70257			Pressure.....	91721		
	Return.....		★22"		Return - Cooler To Pump.....	91793		
	V-8 350 ENG.				Return - Gear To Cooler.....	91792		
	Pressure.....	70271			1991			
	Return.....		★24"		V-6 3.8 L ENG.			
	STARFIRE				Pressure.....	91721		
	1980				Return - Cooler To Pump.....	91789		
	4-CYL. 2.5 L ENG.				Return - Gear To Cooler.....	91788		
	Pressure.....	71069			1990-1989			
	Return.....		★10"		V-6 3.8 L ENG.			
	V-6 3.8 L ENG.				Pressure.....	91633		
	Pressure.....	71078			Return - Cooler To Pump.....	91789		
	Return.....		*		Return - Gear To Cooler.....	91788		
	1979-1978				1988-1987			
	4-CYL. 151 ENG.				V-6 3.8 L ENG.			
	Return.....	⌘70629	★12"	39859	Pressure.....	91633		
	V-6 231 ENG.				Return - Cooler To Pump.....	91787		
	Pressure.....	80120			Return - Gear To Cooler.....	91786		
	Return.....	⌘70518	★12"	39859	1986			
	V-8 305 ENG.				V-6 3.8 L ENG.			
	Pressure.....	70257			Pressure.....	91633		
	Return.....	⌘70629	★12"	39859	Return.....	91785		
	1977				1985			
	4-CYL. 140 ENG.				V-8 5.0 L ENG.			
	Pressure.....	80218			Pressure.....	71086		
	Return.....	⌘70518	★15"	39135	Return.....		★9"	
	V-6 231 ENG.				V-8 5.7 L DIESEL ENG.			
	Pressure.....	80120			Pressure - Hydroboost To Gear.....	71085		
	Return; W/Calif. Emission System.....	⌘70177	★15"	39859	Pressure - Pump To Hydroboost.....	71196		
	Return; W/O Calif. Emission System.....	⌘70518	★15"	39859	Return - Gear To Pump.....			★12"
	V-8 305 ENG.							
	Pressure.....	70257						

* Cut From C.P.E. 3/8" I.D. Hose: 71350 (48"), 81352 (25").
 † Cut From S.A.E. 11/32" I.D. Hose: 80062 (12"), 80063 (24"), 80064 (36"), 81353 (25").
 ★ Cut From S.A.E. 3/8" I.D. Hose: 71224 (24"), 71236 (36"), 71206 (48"), 81206 (25"). May Also Use 3/8" C.P.E.
 ♣ Cut From S.A.E. 5/8" I.D. Hose: 71351 (36").
 □ Cut From 1/2" I.D. Suction Hose: 71296 (36"), 81354 (10').
 ♠ Cut From 5/8" I.D. Suction Hose: 71207 (42"), 81355 (10').
 ✱ Cut From 3/4" I.D. Suction Hose: 71297 (36"), 81356 (10').
 ☆ See Page A14 For Pump or Gear Identification.

② Two Required.
 ③ Three Required.
 ④ Four Required.
 ⌘ Cut To Fit.
 ♣ Replaces Both Upper and Lower Hose.
 ▲ 252660 Adaptor Required For Some Models.
 ♣ See Page A6 For Installation Procedure.

Power Steering Hose for Passenger Cars

Application	Assembly Number	Multi-Use Hose	End Fitting	Application	Assembly Number	Multi-Use Hose	End Fitting			
OLDSMOBILE - Continued				OLDSMOBILE - Continued				SYSTEM PUMP & GEAR IDENT.		
TORONADO - Continued				TORONADO - Continued						
1985 - Continued				1979				SYSTEM & COMPONENT IDENT.		
V-8 5.7 L DIESEL ENG. - Continued				V-8 350 ENG.						
Return - Hydroboost To Pump		*42"		Pressure; Conventional System.....	80110					
				Return; Conventional System	≠<70629	★12"	39859			
1984-1983				Return - Gear To Pump; Hydroboost System.....				≠<70551	★20"	39135
V-6 4.1 L ENG.				Return - Hydroboost To Pump; Hydroboost System					★40"	
Pressure	71122		*18"	V-8 350 DIESEL ENG.						
Return				Return - Gear To Pump.....				≠<70551	★20"	39135
V-8 5.0 L ENG.				Return - Hydroboost To Pump					★40"	
Pressure	71086		*14"	1978						
Return; Early			*9"	V-8 403 ENG.						
Return; Late.....				Pressure; Conventional System.....				70859		
V-8 5.7 L DIESEL ENG.				Pressure - Hydroboost To Gear.....				71003		
Pressure - Hydroboost To Gear.....	71085			Pressure - Hydroboost To Gear; Hydroboost System				91579		
Pressure - Pump To Hydroboost.....	71196		*12"	Pressure - Pump To Hydroboost; Hydroboost System						
Return - Gear To Pump.....			*42"	Return - Cooler To Pump; Conventional System.....				★16"		
Return - Hydroboost To Pump				Return - Gear To Cooler; Conventional System.....				≠<70629	★6"	39859
1982				Return - Hydroboost To Pump; Hydroboost System					★	
V-6 4.1 L ENG.				1977						
Pressure	71122		*18"	V-8 403 ENG.						
Return				Pressure				70859		
V-8 5.0 L ENG.				Return				≠<70518	★12"	39135
Pressure	71086		*14"	1976-1973						
Return				V-8 455 ENG.						
V-8 5.7 L DIESEL ENG.				Pressure				80115		
Pressure - Hydroboost To Gear.....	71085			Return				≠<70518	★16"	39859
Pressure - Pump To Hydroboost; Early..	91457		*8"	1972-1971						
Pressure - Pump To Hydroboost; Late..	71196		*38"	V-8 455 ENG.						
Return - Gear To Pump.....				Pressure				80115		
Return - Hydroboost To Pump				Return				≠<70629	★16"	39859
1981				1970-1968						
V-6 4.1 L ENG.				V-8 455 ENG.						
Pressure	71043		*15"	Pressure				70247		
Return				Return					★26"	
V-8 5.0 L ENG.				1967-1966						
Pressure	71086		*12"	V-8 425 ENG.						
Return				Return					★26"	
V-8 5.7 L DIESEL ENG.				VISTA CRUISER						
Pressure - Hydroboost To Gear; OE design change from a pressure pipe to a pressure hose. Use hose listed as replacement part.....	71085			1975-1973						
Pressure - Pump To Hydroboost.....	91457		*18"	V-8 350 ENG.; V-8 455 ENG.						
Return - Gear To Pump.....			*48"	Pressure				70273		
Return - Hydroboost To Pump				Return				≠<70629	★16"	39859
1980				1972-1971						
V-8 5.0 L ENG.; V-8 5.7 L ENG.				V-8 350 ENG.; V-8 455 ENG.						
Pressure	71086		*12"	Pressure				80115		
Return				Return				≠<70629	★18"	39859
V-8 5.7 L DIESEL ENG.				1970-1968						
Pressure - Hydroboost To Gear; OE design change from a pressure pipe to a pressure hose. Use hose listed as replacement part.....	71085			V-8 455 ENG.						
Pressure - Pump To Hydroboost.....	91457		*18"	Pressure				70247		
Return - Gear To Pump.....			*48"	Return					★26"	
Return - Hydroboost To Pump				1967-1966						
HOSE NUMERICAL				REPAIR KITS						
KIT NUMERICAL				ILLUSTRATIONS						

* Cut From C.P.E. 3/8" I.D. Hose: 71350 (48"), 81352 (25').
 † Cut From S.A.E. 11/32" I.D. Hose: 80062 (12"), 80063 (24"), 80064 (36"), 81353 (25').
 ★ Cut From S.A.E. 3/8" I.D. Hose: 71224 (24"), 71236 (36"), 71206 (48"), 81206 (25'). May Also Use 3/8" C.P.E.
 ❖ Cut From S.A.E. 5/8" I.D. Hose: 71351 (36").
 □ Cut From 1/2" I.D. Suction Hose: 71296 (36"), 81354 (10').
 ❖ Cut From 5/8" I.D. Suction Hose: 71207 (42"), 81355 (10').
 * Cut From 3/4" I.D. Suction Hose: 71297 (36"), 81356 (10').
 ☆ See Page A14 For Pump or Gear Identification.

Ⓜ Two Required.
 Ⓝ Three Required.
 Ⓞ Four Required.
 ≠< Cut To Fit.
 Ⓢ Replaces Both Upper and Lower Hose.
 ▲ 252660 Adaptor Required For Some Models.
 ❖ See Page A6 For Installation Procedure.

Power Steering Hose for Passenger Cars

	Application	Assembly Number	Multi-Use Hose	End Fitting	Application	Assembly Number	Multi-Use Hose	End Fitting		
SYSTEM PUMP & GEAR IDENT.	OLDSMOBILE - Continued				PEUGEOT - Continued					
	VISTA CRUISER - Continued				505 - Continued					
	1970				1986					
	V-8 350 ENG.; V-8 455 ENG.				4-CYL. 2.0 L ENG.					
	Pressure		70245			Pressure		71368		
	Return			★18"		Reservoir			□	
	1969-1968				Return				★	
	V-8 350 ENG.; V-8 400 ENG.				4-CYL. 2.2 L ENG.					
	Pressure		70245			Return			★	
	Return			★18"		1985				
	1967-1964				4-CYL. 2.0 L ENG.					
	V-8 330 ENG.				Pressure					71368
Pressure		70203			Reservoir			□		
Return			★26"		Return			★		
442				4-CYL. 2.2 L ENG.; 4-CYL. 2.3 L DIESEL ENG.; 4-CYL. 2.5 L DIESEL ENG.						
1971				Return				★		
V-8 455 ENG.				1984						
Pressure		80115			4-CYL. 2.0 L ENG.					
Return		70629	★18"	39859	Pressure		71368			
1970				Return				□		
V-8 455 ENG.				Reservoir						
Pressure		70245			Return			★		
Return			★18"		4-CYL. 2.3 L DIESEL ENG.					
1969-1968				Return				★		
V-8 400 ENG.; V-8 455 ENG.				1983-1982						
Pressure		70245			4-CYL. 2.0 L ENG.					
Return			★18"		Pressure		71368			
PEUGEOT				Return				□		
505				Reservoir						
1990				Return				★		
4-CYL. 2.2 L ENG.				4-CYL. 2.3 L DIESEL ENG.						
Pressure; W/O Turbo		71368			Pressure; W/O Turbo		71368			
Reservoir; W/O Turbo			□		Return			★		
Return			★		1981					
1989-1988				4-CYL. 2.3 L DIESEL ENG.						
4-CYL. 2.2 L ENG.				Pressure; W/O Turbo					71368	
Pressure; W/O Turbo		71368			Reservoir			□		
Reservoir; W/O Turbo			□		Return			★		
Return			★		4-CYL. 2.3 L DIESEL ENG.					
V-6 2.8 L ENG.				Pressure		71368				
Pressure		71368			Reservoir			□		
Reservoir			□		Return			★		
Return			★		604					
1987				1984-1982						
4-CYL. 2.0 L ENG.; V-6 2.8 L ENG.				4-CYL. 2.3 L DIESEL ENG.						
Pressure		71368			Return			★		
Reservoir			□		1980					
Return			★		4-CYL. 2.0 L ENG.					
4-CYL. 2.2 L ENG.				Pressure		71368				
Pressure; W/O Turbo		71368			Reservoir			□		
Reservoir; W/O Turbo			□		Return			★		
Return			★		4-CYL. 2.3 L DIESEL ENG.					

ILLUSTRATIONS

- * Cut From C.P.E. 3/8" I.D. Hose: 71350 (48"), 81352 (25').
- † Cut From S.A.E. 11/32" I.D. Hose: 80062 (12"), 80063 (24"), 80064 (36"), 81353 (25').
- ★ Cut From S.A.E. 3/8" I.D. Hose: 71224 (24"), 71236 (36"), 71206 (48"), 81206 (25'). May Also Use 3/8" C.P.E.
- ♣ Cut From S.A.E. 5/8" I.D. Hose: 71351 (36").
- Cut From 1/2" I.D. Suction Hose: 71296 (36"), 81354 (10').
- ♣ Cut From 5/8" I.D. Suction Hose: 71207 (42"), 81355 (10').
- ✱ Cut From 3/4" I.D. Suction Hose: 71297 (36"), 81356 (10').
- ☆ See Page A14 For Pump or Gear Identification.

- ② Two Required.
- ③ Three Required.
- ④ Four Required.
- ≠ Cut To Fit.
- ⊙ Replaces Both Upper and Lower Hose.
- ▲ 252660 Adaptor Required For Some Models.
- ♣ See Page A6 For Installation Procedure.

Power Steering Hose for Passenger Cars

Application	Assembly Number	Multi-Use Hose	End Fitting	Application	Assembly Number	Multi-Use Hose	End Fitting	
PEUGEOT - Continued				PLYMOUTH - Continued				SYSTEM PUMP & GEAR IDENT.
604 - Continued				BARRACUDA - Continued				
1979				1972 - Continued				SYSTEM & COMPONENT IDENT.
V-6 174 ENG.				V-8 318 ENG.; V-8 340 ENG. - Continued				
Return		★		Return			★12"	
1978-1977				1971				PASS. CARS
V-6 163 ENG.				6-CYL. 198 ENG.; 6-CYL. 225 ENG.				
Return		★		Pressure	70337		★12"	
PLYMOUTH				V-8 318 ENG.; V-8 340 ENG.				LIGHT TRUCKS
ACCLAIM				Pressure; W/Chrysler P.S. Pump; ☆D...				
1995-1993				Pressure; W/Saginaw P.S. Pump; ☆B...				MEDIUM/HEAVY TRUCKS
4-CYL. 2.5 L ENG.				Return				
Pressure	91508		★13"	Return			★12"	
Return				V-8 383 ENG.				BUSES
V-6 3.0 L ENG.				Pressure; W/Chrysler P.S. Pump; ☆D...				
Pressure	71804		★14"	Pressure; W/Saginaw P.S. Pump; ☆B...	70343		★12"	
Return				Return			★12"	
1992-1990				V-8 426 ENG.				HOSE NUMERICAL
4-CYL. 2.5 L ENG.				Pressure; W/Chrysler P.S. Pump; ☆D...				
Pressure	91508		★13"	Pressure; W/Saginaw P.S. Pump; ☆B...	70343		★12"	
Return				Return			★12"	
V-6 3.0 L ENG.				1970				REPAIR KITS
Pressure	80277		★14"	6-CYL. 225 ENG.				
Return				Pressure	70337		★12"	
1989				Return				KIT NUMERICAL
4-CYL. 2.5 L ENG.				V-8 318 ENG.; V-8 340 ENG.				
Pressure; W/Saginaw P.S. Pump; ☆B...	91508		★12"	Pressure; W/Chrysler P.S. Pump; ☆D...	80119		★11"	
Pressure; W/ZF P.S. Pump	91703			Pressure; W/Saginaw P.S. Pump; ☆B...	70344		★12"	
Return				Return			★12"	
V-6 3.0 L ENG.				V-8 383 ENG.				ILLUSTRATIONS
Pressure	80277		★24"	Pressure; W/Chrysler P.S. Pump; ☆D...	70337		★12"	
Return				Pressure; W/Saginaw P.S. Pump; ☆B...	70343		★12"	
BARRACUDA				V-8 426 ENG.				
1974				Pressure; W/Chrysler P.S. Pump; ☆D...				
V-8 318 ENG.				Pressure; W/Saginaw P.S. Pump; ☆B...				
Pressure	70351		★12"	Return			★12"	
Return				V-8 440 ENG.				
V-8 360 ENG.				Pressure; W/Saginaw P.S. Pump; ☆B...				
Pressure	80127		★12"	Return			★12"	
Return				1969				
1973				6-CYL. 225 ENG.; V-8 383 ENG.				
V-8 318 ENG.; V-8 340 ENG.				Pressure				
Pressure; W/Chrysler P.S. Pump; ☆D...	80127		★12"	Return	80119		★11"	
Pressure; W/Saginaw P.S. Pump; ☆B...	70351			V-8 318 ENG.; V-8 340 ENG.				
Return				Pressure	70343		★11"	
1972				Return				
6-CYL. 225 ENG.				1968				
Pressure	70337		★12"	6-CYL. 225 ENG.				
Return				Pressure	70333		★11"	
V-8 318 ENG.; V-8 340 ENG.				Return				
Pressure; W/Chrysler P.S. Pump; ☆D...	80119		★12"	V-8 318 ENG.; V-8 340 ENG.; V-8 383 ENG.				
Pressure; W/Saginaw P.S. Pump; ☆B...	70344			Return			★11"	
1972				1967				
6-CYL. 225 ENG.				6-CYL. 225 ENG.; V-8 273 ENG.; V-8 383 ENG.				
Pressure	70337		★12"	Pressure	70329			
Return								

* Cut From C.P.E. 3/8" I.D. Hose: 71350 (48"), 81352 (25").
 † Cut From S.A.E. 11/32" I.D. Hose: 80062 (12"), 80063 (24"), 80064 (36"), 81353 (25").
 ★ Cut From S.A.E. 3/8" I.D. Hose: 71224 (24"), 71236 (36"), 71206 (48"), 81206 (25"). May Also Use 3/8" C.P.E.
 ♣ Cut From S.A.E. 5/8" I.D. Hose: 71351 (36").
 □ Cut From 1/2" I.D. Suction Hose: 71296 (36"), 81354 (10').
 ♠ Cut From 5/8" I.D. Suction Hose: 71207 (42"), 81355 (10').
 ✱ Cut From 3/4" I.D. Suction Hose: 71297 (36"), 81356 (10').
 ☆ See Page A14 For Pump or Gear Identification.

② Two Required.
 ③ Three Required.
 ④ Four Required.
 ≪ Cut To Fit.
 ♁ Replaces Both Upper and Lower Hose.
 ▲ 252660 Adaptor Required For Some Models.
 ♣ See Page A6 For Installation Procedure.

Power Steering Hose for Passenger Cars

	Application	Assembly Number	Multi-Use Hose	End Fitting		Application	Assembly Number	Multi-Use Hose	End Fitting
SYSTEM PUMP & GEAR IDENT.	PLYMOUTH - Continued					PLYMOUTH - Continued			
	BARRACUDA - Continued					BELVEDERE - Continued			
	1967 - Continued					1966-1965 - Continued			
	6-CYL. 225 ENG.; V-8 273 ENG.; V-8 383 ENG. - Continued					V-8 273 ENG.; V-8 318 ENG.; V-8 361 ENG.; V-8 383 ENG.;			
				★11"		V-8 426 ENG. - Continued			
SYSTEM & COMPONENT IDENT.	BELVEDERE					Return; W/Saginaw P.S. Pump; ☆B.....			
	1970					1964-1963			
	6-CYL. 225 ENG.					6-CYL. 225 ENG.; V-8 318 ENG.; V-8 361 ENG.; V-8 383			
	Pressure	80119				ENG.; V-8 426 ENG.			
	Return			★12"		Pressure	70329		
	V-8 318 ENG.					Reservoir			⊕25"
	Pressure; W/Chrysler P.S. Pump; ☆D...	80119				1962			
	Pressure; W/Saginaw P.S. Pump; ☆B...	70344				6-CYL. 225 ENG.; V-8 318 ENG.; V-8 361 ENG.			
PASS. CARS	Return			★12"		Pressure	70329		
	V-8 383 ENG.					Reservoir			⊕25"
	Pressure; W/Chrysler P.S. Pump; ☆D...	70337				1961			
	Pressure; W/Saginaw P.S. Pump; ☆B...	70343				6-CYL. 225 ENG.; V-8 318 ENG.; V-8 361 ENG.; V-8 383			
	Return			★12"		ENG.			
LIGHT TRUCKS	1969					Reservoir			⊕
	6-CYL. 225 ENG.					V-8 413 ENG.			
	Pressure	80119				Pressure	70329		
	Return			★11"		Reservoir			⊕
	V-8 318 ENG.; V-8 383 ENG.; V-8 440 ENG.					1960			
	Pressure; W/Chrysler P.S. Pump; ☆D...	70337				6-CYL. 225 ENG.; V-8 318 ENG.; V-8 361 ENG.; V-8 383			
	Pressure; W/Saginaw P.S. Pump; ☆B...	70343				ENG.			
	Return			★11"		Reservoir			⊕
MEDIUM/HEAVY TRUCKS	V-8 426 ENG.					1960			
	Return			★11"		6-CYL. 225 ENG.; V-8 318 ENG.; V-8 361 ENG.; V-8 383			
	1968					ENG.			
	6-CYL. 225 ENG.					1959			
	Pressure	70333				6-CYL. 230 ENG.; V-8 318 ENG.; V-8 361 ENG.			
	Return			★11"		Reservoir			⊕
	V-8 273 ENG.; V-8 318 ENG.					1958			
	Pressure; W/Chrysler P.S. Pump; ☆D...	70333				6-CYL. 230 ENG.; V-8 318 ENG.; V-8 350 ENG.			
	Return			★11"		Reservoir			⊕
	V-8 383 ENG.					CARAVELLE			
	Pressure; W/2-Bbl. Carb.....	70333				1988-1986			
	Return			★11"		4-CYL. 2.2 L ENG.; 4-CYL. 2.5 L ENG.; V-8 5.2 L ENG.			
HOSE NUMERICAL	1967					(CANADA)			
	6-CYL. 225 ENG.					Pressure	91508		
	Pressure	70329				Return; W/O Cooler			★12"
	Return			★18"		Return - Cooler To Reservoir			★3"
	V-8 273 ENG.; V-8 318 ENG.; V-8 383 ENG.					Return - Gear To Cooler			★10"
	Pressure; W/Chrysler P.S. Pump; ☆D...	70333				1985			
	Return			★11"		4-CYL. 2.2 L ENG.; 4-CYL. 2.6 L ENG.			
	V-8 426 ENG.; V-8 440 ENG.					Pressure	91508		
	Return			★12"		Return; W/O Cooler			★12"
	1966-1965					Return - Cooler To Reservoir			★3"
	6-CYL. 225 ENG.					Return - Gear To Cooler			★10"
	Pressure	70329				V-8 5.2 L ENG. (CANADA)			
	Reservoir			⊕25"		Pressure	71137		
	V-8 273 ENG.; V-8 318 ENG.; V-8 361 ENG.; V-8 383 ENG.;					Return; W/O Cooler			★12"
	V-8 426 ENG.					Return - Cooler To Reservoir			★3"
	Pressure	70329				Return - Gear To Cooler			★10"
	Reservoir; W/Chrysler P.S. Pump; ☆D...			⊕25"		ILLUSTRATIONS			

* Cut From C.P.E. 3/8" I.D. Hose: 71350 (48"), 81352 (25").

† Cut From S.A.E. 11/32" I.D. Hose: 80062 (12"), 80063 (24"), 80064 (36"), 81353 (25").

★ Cut From S.A.E. 3/8" I.D. Hose: 71224 (24"), 71236 (36"), 71206 (48"), 81206 (25"). May Also Use 3/8" C.P.E.

⊕ Cut From S.A.E. 5/8" I.D. Hose: 71351 (36").

□ Cut From 1/2" I.D. Suction Hose: 71296 (36"), 81354 (10').

⊕ Cut From 5/8" I.D. Suction Hose: 71207 (42"), 81355 (10').

★ Cut From 3/4" I.D. Suction Hose: 71297 (36"), 81356 (10').

☆ See Page A14 For Pump or Gear Identification.

⊕ Two Required.

⊕ Three Required.

⊕ Four Required.

⊕ Cut To Fit.

⊕ Replaces Both Upper and Lower Hose.

▲ 252660 Adaptor Required For Some Models.

⊕ See Page A6 For Installation Procedure.

Power Steering Hose for Passenger Cars

Application	Assembly Number	Multi-Use Hose	End Fitting	Application	Assembly Number	Multi-Use Hose	End Fitting
PLYMOUTH - Continued				PLYMOUTH - Continued			
CARAVELLE - Continued				CARAVELLE SALON			
1984				1989			
4-CYL. 2.2 L ENG. (CANADA); 4-CYL. 2.6 L ENG. (CANADA); V-8 5.2 L ENG. (CANADA)				V-8 5.2 L ENG. (CANADA)			
Pressure	71137			Pressure	71137		
Return; W/O Cooler		★12"		Return; W/O Cooler		★12"	
Return - Cooler To Pump		★3"		Return - Cooler To Reservoir		★3"	
Return - Gear To Cooler		★10"		Return - Gear To Cooler		★10"	
1983				COLT			
4-CYL. 2.2 L ENG. (CANADA); 4-CYL. 2.6 L ENG. (CANADA); 6-CYL. 3.7 L ENG. (CANADA); V-8 5.2 L ENG. (CANADA)				1994			
Pressure	71137			4-CYL. 1.5 L ENG.			
Return; W/O Cooler		★12"		Pressure	71806		
Return - Cooler To Pump		★3"		Return; W/O Cooler		★11"	
Return - Gear To Cooler		★10"		Return - Cooler To Reservoir		★8"	
				Return - Gear To Pipe; W/Cooler		★15"	
				Return - Pipe To Cooler		★6"	
1982				4-CYL. 1.8 L ENG.			
6-CYL. 3.7 L ENG. (CANADA); V-8 5.2 L ENG. (CANADA)				Pressure; Sedan			
Pressure	71137			Pressure; Wagon	71807		
Return; W/O Cooler		★12"		Return - Cooler To Reservoir; Sedan ...	71808		★8"
Return - Cooler To Pump		★3"		Return - Cooler To Reservoir; Wagon ...			★5"
Return - Gear To Cooler		★10"		Return - Gear To Pipe; Sedan;			
				W/Cooler			★14"
				Return - Gear To Pipe; Wagon;			
				W/Cooler			★17"
				Return - Pipe To Cooler; Sedan			★6"
				Return - Pipe To Cooler; Wagon			★6"
1981				4-CYL. 2.4 L ENG.			
6-CYL. 3.7 L ENG. (CANADA)				Pressure			
Pressure	71137			Return - Cooler To Reservoir	71809		★5"
Return; W/O Cooler		★12"		Return - Gear To Pipe; W/Cooler			★17"
Return - Cooler To Pump		★3"		Return - Pipe To Cooler			★6"
Return - Gear To Cooler		★10"					
1980				1993			
6-CYL. 3.7 L ENG. (CANADA); V-8 5.2 L ENG. (CANADA)				4-CYL. 1.5 L ENG.			
Pressure	71137			Pressure	71806		
Return; W/O Cooler		★12"		Return; W/O Cooler		★11"	
Return - Cooler To Pump		★3"		Return - Cooler To Reservoir		★8"	
Return - Gear To Cooler		★10"		Return - Gear To Pipe; W/Cooler		★15"	
				Return - Pipe To Cooler		★6"	
1979				4-CYL. 1.8 L ENG.			
6-CYL. 225 (CANADA) ENG.				Pressure; Sedan			
Pressure; Feb. 1 & Newer	71054			Pressure; Wagon	71807		
Pressure; Jan. 31 & Older	71156			Return - Cooler To Reservoir; Sedan ...	71808		★8"
Return		★12"		Return - Cooler To Reservoir; Wagon ...			★5"
				Return - Gear To Pipe; Sedan;			
				W/Cooler			★14"
				Return - Gear To Pipe; Wagon;			
				W/Cooler			★17"
				Return - Pipe To Cooler; Sedan			★6"
				Return - Pipe To Cooler; Wagon			★6"
1978				4-CYL. 2.4 L ENG.			
6-CYL. 225 (CANADA) ENG.				Pressure			
Pressure	70347			Return - Cooler To Reservoir	71809		★5"
Return		★12"		Return - Gear To Pipe			★17"
				Return - Pipe To Cooler			★6"
V-8 318 (CANADA) ENG.				1992			
Pressure; W/A.P.	71156			4-CYL. 1.5 L ENG.			
Pressure; W/O A.P.	70347			Pressure	71439		
Return		★12"		Return; W/O Cooler		★9"	
				Return - Cooler To Reservoir		★8"	
				Return - Gear To Cooler		★6"	

* Cut From C.P.E. 3/8" I.D. Hose: 71350 (48"), 81352 (25").
 † Cut From S.A.E. 11/32" I.D. Hose: 80062 (12"), 80063 (24"), 80064 (36"), 81353 (25").
 ★ Cut From S.A.E. 3/8" I.D. Hose: 71224 (24"), 71236 (36"), 71206 (48"), 81206 (25"). May Also Use 3/8" C.P.E.
 ♣ Cut From S.A.E. 5/8" I.D. Hose: 71351 (36").
 □ Cut From 1/2" I.D. Suction Hose: 71296 (36"), 81354 (10').
 ♠ Cut From 5/8" I.D. Suction Hose: 71207 (42"), 81355 (10').
 ✱ Cut From 3/4" I.D. Suction Hose: 71297 (36"), 81356 (10').
 ☆ See Page A14 For Pump or Gear Identification.

② Two Required.
 ③ Three Required.
 ④ Four Required.
 ≡ Cut To Fit.
 ⬤ Replaces Both Upper and Lower Hose.
 ▲ 252660 Adaptor Required For Some Models.
 ♣ See Page A6 For Installation Procedure.

SYSTEM PUMP & GEAR IDENT.

SYSTEM & COMPONENT IDENT.

PASS. CARS

LIGHT TRUCKS

MEDIUM/HEAVY TRUCKS

BUSES

HOSE NUMERICAL

REPAIR KITS

KIT NUMERICAL

ILLUSTRATIONS

Power Steering Hose for Passenger Cars

	Application	Assembly Number	Multi-Use Hose	End Fitting	Application	Assembly Number	Multi-Use Hose	End Fitting
SYSTEM PUMP & GEAR IDENT.	PLYMOUTH - Continued				PLYMOUTH - Continued			
SYSTEM & COMPONENT IDENT.	COLT - Continued				COLT - Continued			
PASS. CARS	1992 - Continued				1989 - Continued			
	4-CYL. 1.8 L ENG.				4-CYL. 1.5 L ENG.; 4-CYL. 1.6 L ENG. - Continued			
	Pressure; Wagon.....	71808			Return - Gear To Cooler		★6"	
	Return - Cooler To Reservoir; Wagon...		★5"					
	Return - Gear To Pipe; Wagon;			★17"				
	W/Cooler.....			★6"	4-CYL. 1.8 L ENG.			
	Return - Pipe To Cooler; Wagon				Pressure	80172		
					Return - Cooler To Reservoir		★8"	
	4-CYL. 2.4 L ENG.				Return - Gear To Cooler		★6"	
	Pressure; Wagon.....	71811						
	Return - Cooler To Reservoir; Wagon...		★5"		4-CYL. 2.0 L ENG.			
	Return - From Gear; Wagon		★12"		Pressure; W/4WD.....	91619		
	Return - Gear To Pipe; Wagon;				Pressure; W/FWD	91624		
	W/Cooler.....			★17"	Reservoir		□	
	Return - Pipe To Cooler; Wagon		★6"	★6"	Return - Cooler To Reservoir; W/4WD ..		★5"	
					Return - Gear To Pipe; W/4WD		★7"	
					Return - Gear To Pipe; W/FWD.....		★6"	
					Return - Pipe To Cooler; W/4WD		★12"	
					Return - Pipe To Reservoir; W/FWD		★9"	
	1991							
	4-CYL. 1.5 L ENG.				1988			
	Pressure	71439		★9"	4-CYL. 1.5 L ENG.			
	Return; W/O Cooler			★8"	Pressure	91622		
	Return - Cooler To Reservoir.....			★6"	Reservoir		□	
	Return - Gear To Cooler				Return - Cooler To Reservoir		★8"	
					Return - Gear To Cooler		★6"	
	4-CYL. 2.0 L ENG.							
	Pressure	91619		□	4-CYL. 1.6 L ENG.			
	Reservoir			★5"	Reservoir		□	
	Return - Cooler To Reservoir.....			★7"	Return - Cooler To Reservoir		★8"	
	Return - Gear To Pipe; W/Cooler			★6"	Return - Gear To Cooler		★6"	
	Return - Gear To Pipe; W/O Cooler			★12"				
	Return - Pipe To Cooler				4-CYL. 2.0 L ENG.			
	Return - Pipe To Reservoir; W/O Cooler			★9"	Pressure; W/4WD.....	91619		
					Pressure; W/FWD	91624		
					Reservoir		□	
	1990				Return - Cooler To Reservoir; W/4WD ..		★5"	
	4-CYL. 1.5 L ENG.				Return - Gear To Pipe; W/4WD		★7"	
	Pressure; DL Wagon.....	80172			Return - Gear To Pipe; W/FWD.....		★6"	
	Pressure; Exc. DL Wagon	71439			Return - Pipe To Cooler; W/4WD		★12"	
	Return; W/O Cooler; Exc. DL Wagon			★9"	Return - Pipe To Reservoir; W/FWD		★9"	
	Return - Cooler To Reservoir.....			★8"				
	Return - Gear To Cooler			★6"	1987			
					4-CYL. 1.5 L ENG.			
	4-CYL. 1.6 L ENG.				Pressure	91622		
	Pressure	71439		★9"	Reservoir		□	
	Return; W/O Cooler			★8"	Return - Cooler To Reservoir		★8"	
	Return - Cooler To Reservoir.....			★6"	Return - Gear To Cooler		★6"	
	Return - Gear To Cooler							
					4-CYL. 1.6 L ENG.			
	4-CYL. 1.8 L ENG.				Reservoir		□	
	Pressure	80172		★8"	Return - Cooler To Reservoir		★8"	
	Return - Cooler To Reservoir.....			★6"	Return - Gear To Cooler		★6"	
	Return - Gear To Cooler							
					4-CYL. 2.0 L ENG.			
	4-CYL. 2.0 L ENG.				Pressure; W/4WD.....	91619		
	Pressure; W/4WD.....	91619		□	Pressure; W/FWD	91624		
	Pressure; W/FWD	91624		★5"	Reservoir		□	
	Reservoir			★7"	Return - Gear To Pipe; W/4WD		★5"	
	Return - Cooler To Reservoir; W/4WD ..			★6"	Return - Gear To Pipe; W/FWD.....		★6"	
	Return - Gear To Pipe; W/4WD			★12"	Return - Pipe To Reservoir; W/4WD.....		★6"	
	Return - Gear To Pipe; W/FWD			★9"	Return - Pipe To Reservoir; W/FWD		★9"	
	Return - Pipe To Cooler; W/4WD							
	Return - Pipe To Reservoir; W/FWD				1986			
					4-CYL. 1.5 L ENG.; 4-CYL. 1.6 L ENG.			
	1989				Reservoir		□	
	4-CYL. 1.5 L ENG.; 4-CYL. 1.6 L ENG.				Return - Cooler To Reservoir		★	
	Pressure; DL Wagon.....	80172			Return - Gear To Cooler		★8"	
	Pressure; Exc. DL Wagon	71439						
	Reservoir; Exc. DL Wagon			□				
	Return - Cooler To Reservoir.....			★8"				

<p>ILLUSTRATIONS</p> <p>* Cut From C.P.E. 3/8" I.D. Hose: 71350 (48"), 81352 (25').</p> <p>† Cut From S.A.E. 11/32" I.D. Hose: 80062 (12"), 80063 (24"), 80064 (36"), 81353 (25').</p> <p>★ Cut From S.A.E. 3/8" I.D. Hose: 71224 (24"), 71236 (36"), 71206 (48"), 81206 (25'). May Also Use 3/8" C.P.E.</p> <p>♣ Cut From S.A.E. 5/8" I.D. Hose: 71351 (36').</p> <p>□ Cut From 1/2" I.D. Suction Hose: 71296 (36"), 81354 (10').</p> <p>♣ Cut From 5/8" I.D. Suction Hose: 71207 (42"), 81355 (10').</p> <p>✱ Cut From 3/4" I.D. Suction Hose: 71297 (36"), 81356 (10').</p> <p>☆ See Page A14 For Pump or Gear Identification.</p>	<p>Ⓜ Two Required.</p> <p>Ⓝ Three Required.</p> <p>Ⓞ Four Required.</p> <p>⊖ Cut To Fit.</p> <p>Ⓢ Replaces Both Upper and Lower Hose.</p> <p>▲ 252660 Adaptor Required For Some Models.</p> <p>♣ See Page A6 For Installation Procedure.</p>
--	--

Power Steering Hose for Passenger Cars

Application	Assembly Number	Multi-Use Hose	End Fitting	Application	Assembly Number	Multi-Use Hose	End Fitting
PLYMOUTH - Continued				PLYMOUTH - Continued			
COLT - Continued				DUSTER - Continued			
1986 - Continued				1975 - Continued			
4-CYL. 2.0 L ENG.				V-8 318 ENG.; V-8 360 ENG.			
Pressure; W/4WD.....	91619			Pressure; W/A.P.....	71156		
Pressure; W/FWD; Aug. 31, 1986 & Older.....	91621			Pressure; W/O A.P.....	70347		
Pressure; W/FWD; Sept. 1, 1986 & Newer.....	91624			Return.....		★15"	
Return - Gear To Pipe; W/4WD.....		★5"		1974			
Return - Gear To Pipe; W/FWD; Aug. 31, 1986 & Older.....		★5"		6-CYL. 198 ENG.; 6-CYL. 225 ENG.			
Return - Gear To Pipe; W/FWD; Sept. 1, 1986 & Newer.....		★6"		Pressure; W/Chrysler P.S. Pump; ☆D... 80126			
Return - Pipe To Reservoir; W/4WD.....		★6"		Pressure; W/Saginaw P.S. Pump; ☆B... 80131			★12"
Return - Pipe To Reservoir; W/FWD; Aug. 31, 1986 & Older.....		★12"		Return.....			
Return - Pipe To Reservoir; W/FWD; Sept. 1, 1986 & Newer.....		★9"		V-8 318 ENG.; V-8 360 ENG.			
				Pressure; W/Chrysler P.S. Pump; ☆D... 70353			
				Pressure; W/Saginaw P.S. Pump; ☆B... 70347			★12"
				Return.....			
1985				1973			
4-CYL. 1.5 L ENG.; 4-CYL. 1.6 L ENG.				6-CYL. 198 ENG.; 6-CYL. 225 ENG.			
Reservoir.....		□		Pressure; W/Max. Cool A.C..... 80127			
Return - Cooler To Reservoir.....		★		Pressure; W/O Max. Cool A.C.; Dec. 16 & Older..... 70347			
Return - Gear To Cooler.....		★8"		Pressure; W/O Max. Cool A.C.; Dec. 17 & Newer..... 70353			★12"
4-CYL. 2.0 L ENG.				Return.....			
Pressure; W/4WD.....	91619			V-8 318 ENG.; V-8 340 ENG.			
Pressure; W/FWD.....	91621			Pressure.....	70353		
Return - Gear To Pipe.....		★5"		Return.....		★12"	
Return - Pipe To Reservoir; W/4WD.....		★6"					
Return - Pipe To Reservoir; W/FWD.....		★12"		1972			
				6-CYL. 198 ENG.; 6-CYL. 225 ENG.			
				Pressure; W/Chrysler P.S. Pump; ☆D... 70337			
				Pressure; W/Saginaw P.S. Pump; ☆B... 70352			★12"
				Return.....			
1984				V-8 318 ENG.; V-8 340 ENG.			
4-CYL. 2.0 L ENG.				Pressure; W/Chrysler P.S. Pump; ☆D... 80119			
Pressure.....	91621			Pressure; W/Saginaw P.S. Pump; ☆B... 70344			★12"
Return - Gear To Pipe.....		★5"		Return.....			
Return - Pipe To Reservoir.....		★12"		1971-1970			
				6-CYL. 198 ENG.; 6-CYL. 225 ENG.			
				Pressure.....	70337		★12"
				Return.....			
				V-8 318 ENG.; V-8 340 ENG.			
				Pressure; W/Chrysler P.S. Pump; ☆D... 80119			
				Pressure; W/Saginaw P.S. Pump; ☆B... 70344			★12"
				Return.....			
CONQUEST				1978-1977			
1986-1984				6-CYL. 225 ENG.			
4-CYL. 2.6 L ENG.				Pressure; W/A.C..... 70353			
Pressure.....	91620			Pressure; W/O A.C. 70347			★12"
Reservoir.....		□		Return.....			
Return - Cooler To Reservoir.....		★18"					
Return - Gear To Cooler.....	91905						
Return - Gear To Reservoir.....		★10"					
				DUSTER			
				1976			
				6-CYL. 225 ENG.			
				Pressure; W/Chrysler P.S. Pump; ☆D... 80126			
				Pressure; W/Saginaw P.S. Pump; ☆B... 80131			★12"
				Return.....			
				V-8 318 ENG.; V-8 360 ENG.			
				Pressure; W/A.P..... 71156			
				Pressure; W/O A.P..... 70347			★15"
				Return.....			
				1975			
				6-CYL. 225 ENG.			
				Pressure; W/A.C..... 70353			
				Pressure; W/O A.C. 70347			★12"
				Return.....			

- * Cut From C.P.E. 3/8" I.D. Hose: 71350 (48"), 81352 (25').
- † Cut From S.A.E. 11/32" I.D. Hose: 80062 (12"), 80063 (24"), 80064 (36"), 81353 (25').
- ★ Cut From S.A.E. 3/8" I.D. Hose: 71224 (24"), 71236 (36"), 71206 (48"), 81206 (25'). May Also Use 3/8" C.P.E.
- ♣ Cut From S.A.E. 5/8" I.D. Hose: 71351 (36").
- Cut From 1/2" I.D. Suction Hose: 71296 (36"), 81354 (10').
- ♠ Cut From 5/8" I.D. Suction Hose: 71207 (42"), 81355 (10').
- ✱ Cut From 3/4" I.D. Suction Hose: 71297 (36"), 81356 (10').
- ☆ See Page A14 For Pump or Gear Identification.

- Ⓜ Two Required.
- Ⓝ Three Required.
- Ⓞ Four Required.
- ≠ Cut To Fit.
- ⊙ Replaces Both Upper and Lower Hose.
- ▲ 252660 Adaptor Required For Some Models.
- ♣ See Page A6 For Installation Procedure.

SYSTEM PUMP & GEAR IDENT.

SYSTEM & COMPONENT IDENT.

PASS. CARS

LIGHT TRUCKS

MEDIUM/HEAVY TRUCKS

BUSES

HOSE NUMERICAL

REPAIR KITS

KIT NUMERICAL

ILLUSTRATIONS

Power Steering Hose for Passenger Cars

	Application	Assembly Number	Multi-Use Hose	End Fitting	Application	Assembly Number	Multi-Use Hose	End Fitting
SYSTEM PUMP & GEAR IDENT.	PLYMOUTH - Continued				PLYMOUTH - Continued			
SYSTEM & COMPONENT IDENT.	FURY - Continued				FURY - Continued			
	1978-1977 - Continued				1973			
	V-8 318 ENG.; V-8 360 ENG.				V-8 318 ENG.; V-8 360 ENG.			
	Pressure; W/A.P.....	70347			Pressure; W/Chrysler P.S. Pump; ☆D...	80127		
	Pressure; W/O A.P.....	70351			Pressure; W/Saginaw P.S. Pump; ☆B...	70347		
	Return		★12"		Return		★12"	
	V-8 400 ENG.				V-8 400 ENG.; V-8 440 ENG.			
	Pressure	70351		★12"	Pressure; W/Chrysler P.S. Pump; W/Hi			
	Return				Perf. Eng.; ☆D.....	70353		
	V-8 440 ENG.				Pressure; W/Chrysler P.S. Pump; W/O			
	Pressure	70351		★15"	Hi Perf. Eng.; ☆D.....	80126		
	Return				Pressure; W/Saginaw P.S. Pump; ☆B...	70347		★12"
PASS. CARS	1976				1972			
	6-CYL. 225 ENG.				6-CYL. 225 ENG.			
	Pressure; W/Chrysler P.S. Pump; ☆D...	80126			Pressure	80119		★12"
	Pressure; W/Saginaw P.S. Pump; ☆B...	80131			Return			
	Return		★12"		V-8 318 ENG.; V-8 360 ENG.			
	V-8 318 ENG.; V-8 360 ENG.				Pressure; W/Chrysler P.S. Pump; ☆D...	80119		
	Pressure; W/Saginaw P.S. Pump;				Pressure; W/Saginaw P.S. Pump; ☆B...	70344		
	W/A.P.; ☆B.....	70347			Return		★12"	
	Pressure; W/Saginaw P.S. Pump; W/O				V-8 400 ENG.; V-8 440 ENG.			
	A.P.; ☆B.....	70351		★12"	Pressure; W/Chrysler P.S. Pump; ☆D...	80119		
	Return				Pressure; W/Saginaw P.S. Pump; ☆B...	70343		★12"
	V-8 400 ENG.				1971			
	Pressure; W/Chrysler P.S. Pump; ☆D...	80126			6-CYL. 225 ENG.			
	Pressure; W/Saginaw P.S. Pump;				Pressure	80119		★12"
	W/A.P.; ☆B.....	70351			Return			
	Pressure; W/Saginaw P.S. Pump; W/O				V-8 318 ENG.; V-8 360 ENG.			
	A.P.; ☆B.....	70347		★12"	Pressure; W/Chrysler P.S. Pump; ☆D...	80119		
	Return				Pressure; W/Saginaw P.S. Pump; ☆B...	70344		★12"
	1975				V-8 383 ENG.; V-8 440 ENG.			
	6-CYL. 225 ENG.				V-8 383 ENG.; V-8 440 ENG.			
	Pressure; W/Chrysler P.S. Pump; ☆D...	80126			Pressure; W/Chrysler P.S. Pump; ☆D...	80119		
	Pressure; W/Saginaw P.S. Pump; ☆B...	80131			Pressure; W/Saginaw P.S. Pump; ☆B...	70343		★12"
	Return		★12"		Return			
	V-8 318 ENG.; V-8 360 ENG.				1970			
	Pressure; W/Saginaw P.S. Pump;				6-CYL. 225 ENG.			
	W/A.P.; ☆B.....	70347			Pressure	80119		★12"
	Pressure; W/Saginaw P.S. Pump; W/O				Return			
	A.P.; ☆B.....	70351		★12"	V-8 318 ENG.			
	Return				Pressure; W/Chrysler P.S. Pump; ☆D...	80119		
	V-8 400 ENG.; V-8 440 ENG.				Pressure; W/Saginaw P.S. Pump; ☆B...	70344		★12"
	Pressure; W/Chrysler P.S. Pump; ☆D...	80126			V-8 383 ENG.; V-8 440 ENG.			
	Pressure; W/Saginaw P.S. Pump;				Pressure; W/Chrysler P.S. Pump; ☆D...	80119		
	W/A.P.; ☆B.....	70351			Pressure; W/Saginaw P.S. Pump; ☆B...	70343		★12"
	Pressure; W/Saginaw P.S. Pump; W/O				Return			
	A.P.; ☆B.....	70347		★12"	1969			
	Return				6-CYL. 225 ENG.			
	1974				Pressure	80119		★11"
	V-8 360 ENG.				V-8 318 ENG.; V-8 383 ENG.; V-8 440 ENG.			
	Pressure; W/A.P.....	70351			Pressure; W/Chrysler P.S. Pump; ☆D...	80119		
	Pressure; W/O A.P.....	70347			Pressure; W/Saginaw P.S. Pump; ☆B...	70343		★12"
	Return		★15"		Return			
	V-8 400 ENG.; V-8 440 ENG.				1970			
	Pressure; W/Chrysler P.S. Pump;				6-CYL. 225 ENG.			
	W/A.P.; ☆D.....	80126			Pressure	80119		★11"
	Pressure; W/Chrysler P.S. Pump; W/O				Return			
	A.P.; ☆D.....	70353			V-8 318 ENG.; V-8 383 ENG.; V-8 440 ENG.			
	Pressure; W/Saginaw P.S. Pump; ☆B...	70347		★15"	Pressure; W/Chrysler P.S. Pump; ☆D...	80119		
	Return				Pressure; W/Saginaw P.S. Pump; ☆B...	70343		★12"
					Return			

ILLUSTRATIONS

- * Cut From C.P.E. 3/8" I.D. Hose: 71350 (48"), 81352 (25').
- † Cut From S.A.E. 11/32" I.D. Hose: 80062 (12"), 80063 (24"), 80064 (36"), 81353 (25').
- ★ Cut From S.A.E. 3/8" I.D. Hose: 71224 (24"), 71236 (36"), 71206 (48"), 81206 (25'). May Also Use 3/8" C.P.E.
- ♣ Cut From S.A.E. 5/8" I.D. Hose: 71351 (36").
- Cut From 1/2" I.D. Suction Hose: 71296 (36"), 81354 (10').
- ♠ Cut From 5/8" I.D. Suction Hose: 71207 (42"), 81355 (10').
- ✱ Cut From 3/4" I.D. Suction Hose: 71297 (36"), 81356 (10').
- ☆ See Page A14 For Pump or Gear Identification.

- Ⓜ Two Required.
- Ⓝ Three Required.
- Ⓞ Four Required.
- ≪ Cut To Fit.
- ⊗ Replaces Both Upper and Lower Hose.
- ▲ 252660 Adaptor Required For Some Models.
- ♣ See Page A6 For Installation Procedure.

Power Steering Hose for Passenger Cars

Application	Assembly Number	Multi-Use Hose	End Fitting	Application	Assembly Number	Multi-Use Hose	End Fitting
PLYMOUTH - Continued				PLYMOUTH - Continued			
FURY - Continued				FURY - Continued			
1968				1960			
6-CYL. 225 ENG.				6-CYL. 225 ENG.; V-8 318 ENG.; V-8 361 ENG.; V-8 383 ENG.			
Pressure	70333			Pressure	70329		
Return		★11"		Reservoir		⊕	
V-8 318 ENG.				1959			
Pressure; W/Saginaw P.S. Pump; ☆B...	70329			V-8 318 ENG.; V-8 361 ENG.			
Return		★11"		Reservoir		⊕	
V-8 383 ENG.; V-8 440 ENG.				GRAN FURY			
Pressure; W/O Hi Perf. Eng.	70329			1989-1984			
Return		★12"		V-8 5.2 L ENG.			
1967				Pressure			
6-CYL. 225 ENG.; V-8 273 ENG.; V-8 318 ENG.; V-8 383 ENG.; V-8 440 ENG.				71137			
Pressure	70329			Return; W/O Cooler		★12"	
Return		★18"		Return - Cooler To Reservoir		★3"	
1966				Return - Gear To Cooler			
6-CYL. 225 ENG.; V-8 318 ENG.; V-8 361 ENG.; V-8 383 ENG.; V-8 440 ENG.				★10"			
Pressure	70329			1983-1981			
Reservoir		⊕25"		6-CYL. 3.7 L ENG.; V-8 5.2 L ENG.			
1965				Pressure			
6-CYL. 225 ENG.; V-8 318 ENG.; V-8 361 ENG.; V-8 383 ENG.; V-8 426 ENG.				71137			
Pressure	70329			Return; W/O Cooler		★12"	
Reservoir		⊕25"		Return - Cooler To Reservoir		★3"	
1964				Return - Gear To Cooler			
6-CYL. 225 ENG.; V-8 318 ENG.; V-8 361 ENG.; V-8 383 ENG.; V-8 426 ENG.				★10"			
Pressure	70329			1980			
Reservoir		⊕25"		6-CYL. 3.7 L ENG.; V-8 5.2 L ENG.; V-8 5.9 L ENG.			
1964				Pressure			
6-CYL. 225 ENG.; V-8 318 ENG.; V-8 361 ENG.; V-8 383 ENG.; V-8 426 ENG.				71137			
Pressure	70329			Return; W/O Cooler		★12"	
Reservoir		⊕		Return - Cooler To Reservoir		★3"	
1963				Return - Gear To Cooler			
6-CYL. 225 ENG.; V-8 318 ENG.; V-8 361 ENG.				★10"			
Pressure	70329			1977			
Reservoir		⊕		V-8 318 ENG.; V-8 360 ENG.			
V-8 383 ENG.				Pressure; W/A.P.			
Pressure	70329			Pressure; W/O A.P.	70347		
Reservoir		⊕25"		Return		★12"	
V-8 426 ENG.				V-8 400 ENG.; V-8 440 ENG.			
Pressure	70329			Pressure	70351		
Reservoir		⊕		Return		★12"	
1962				1976			
6-CYL. 225 ENG.; V-8 318 ENG.; V-8 361 ENG.; V-8 383 ENG.				V-8 318 ENG.; V-8 360 ENG.			
Pressure	70329			Pressure; W/A.P.	70351		
Reservoir		⊕		Pressure; W/O A.P.	70347		
1961				Return			
6-CYL. 225 ENG.; V-8 318 ENG.; V-8 361 ENG.; V-8 383 ENG.; V-8 413 ENG.				★15"			
Pressure	70329			V-8 400 ENG.; V-8 440 ENG.			
Reservoir		⊕		Pressure; W/Chrysler P.S. Pump; W/A.P.; ☆D	80126		
1961				Pressure; W/Chrysler P.S. Pump; W/O A.P.; ☆D			
6-CYL. 225 ENG.; V-8 318 ENG.; V-8 361 ENG.; V-8 383 ENG.; V-8 413 ENG.				70353			
Pressure	70329			Pressure; W/Saginaw P.S. Pump; ☆B...	70351		
Reservoir		⊕		Return		★15"	
1961				1975			
6-CYL. 225 ENG.; V-8 318 ENG.; V-8 361 ENG.; V-8 383 ENG.; V-8 413 ENG.				V-8 318 ENG.; V-8 360 ENG.			
Pressure	70329			Pressure; W/A.P.	70351		
Reservoir		⊕		Pressure; W/O A.P.	70347		
1961				Return			
6-CYL. 225 ENG.; V-8 318 ENG.; V-8 361 ENG.; V-8 383 ENG.; V-8 413 ENG.				★15"			

* Cut From C.P.E. 3/8" I.D. Hose: 71350 (48"), 81352 (25").
 † Cut From S.A.E. 11/32" I.D. Hose: 80062 (12"), 80063 (24"), 80064 (36"), 81353 (25").
 ★ Cut From S.A.E. 3/8" I.D. Hose: 71224 (24"), 71236 (36"), 71206 (48"), 81206 (25"). May Also Use 3/8" C.P.E.
 ♣ Cut From S.A.E. 5/8" I.D. Hose: 71351 (36").
 □ Cut From 1/2" I.D. Suction Hose: 71296 (36"), 81354 (10').
 ⊕ Cut From 5/8" I.D. Suction Hose: 71207 (42"), 81355 (10').
 ☆ Cut From 3/4" I.D. Suction Hose: 71297 (36"), 81356 (10').
 ☆ See Page A14 For Pump or Gear Identification.

② Two Required.
 ③ Three Required.
 ④ Four Required.
 ⊕ Cut To Fit.
 ♣ Replaces Both Upper and Lower Hose.
 ▲ 252660 Adaptor Required For Some Models.
 ⊕ See Page A6 For Installation Procedure.

SYSTEM PUMP & GEAR IDENT.

SYSTEM & COMPONENT IDENT.

PASS. CARS

LIGHT TRUCKS

MEDIUM/HEAVY TRUCKS

BUSES

HOSE NUMERICAL

REPAIR KITS

KIT NUMERICAL

ILLUSTRATIONS

Power Steering Hose for Passenger Cars

	Application	Assembly Number	Multi-Use Hose	End Fitting	Application	Assembly Number	Multi-Use Hose	End Fitting
SYSTEM PUMP & GEAR IDENT.	PLYMOUTH - Continued				PLYMOUTH - Continued			
SYSTEM & COMPONENT IDENT.	GRAN FURY - Continued				NEON			
	1975 - Continued				1995			
	V-8 400 ENG.; V-8 440 ENG.				4-CYL. 2.0 L ENG.			
	Pressure; W/Chrysler P.S. Pump; W/A.P.; ☆D.....	80126			Pressure; W/DOHC Eng.....	91949		
	Pressure; W/Chrysler P.S. Pump; W/O A.P.; ☆D.....	70353			Pressure; W/SOHC Eng.....	91948		
	Pressure; W/Saginaw P.S. Pump; ☆B... Return.....	70347		★15"	Return - From Gear.....			†12"
					Return - To Reservoir.....			†5"
	HORIZON				RELIANT			
	1990-1987				1989-1986			
PASS. CARS	4-CYL. 2.2 L ENG.				4-CYL. 2.2 L ENG.; 4-CYL. 2.5 L ENG.			
	Pressure.....	91476		★10"	Pressure.....	91508		
	Return.....				Return.....			★13"
	1986-1984				1985-1984			
LIGHT TRUCKS	4-CYL. 1.6 L ENG.				4-CYL. 2.2 L ENG.; 4-CYL. 2.6 L ENG.			
	Pressure.....	91506		★	Pressure.....	91508		
	Return.....				Return.....			★13"
	4-CYL. 2.2 L ENG.				1983-1981			
	Pressure.....	91476		★10"	4-CYL. 2.2 L ENG.; 4-CYL. 2.6 L ENG.			
	Return.....				Pressure.....	91476		
					Return.....			★10"
	1983				ROAD RUNNER			
MEDIUM/HEAVY TRUCKS	4-CYL. 1.6 L ENG.				1974			
	Pressure.....	91506		★	V-8 318 ENG.; V-8 360 ENG.; V-8 400 ENG.; V-8 440 ENG.			
	Return.....				Pressure; W/Chrysler P.S. Pump; ☆D... Pressure; W/Saginaw P.S. Pump; ☆B...	80127 70351		
	4-CYL. 1.7 L ENG.							★12"
	Return.....			★12"	Return.....			
	4-CYL. 2.2 L ENG.							
	Pressure.....	91476		★12"	1973			
	Return.....				V-8 318 ENG.; V-8 340 ENG.			
BUSES	1982-1981				Pressure; W/Chrysler P.S. Pump; ☆D... Pressure; W/Saginaw P.S. Pump; ☆B...			
	4-CYL. 1.7 L ENG.							★12"
	Return.....			★12"	Return.....			
	4-CYL. 2.2 L ENG.				V-8 400 ENG.; V-8 440 ENG.			
	Pressure.....	91476		★12"	Pressure; W/Chrysler P.S. Pump; ☆D... Pressure; W/Saginaw P.S. Pump; ☆B...	80126 70351		
	Return.....				Return.....			★12"
	1980				1972			
HOSE NUMERICAL	4-CYL. 1.7 L ENG.				V-8 318 ENG.; V-8 340 ENG.			
	Return.....			★12"	Pressure; W/Chrysler P.S. Pump; ☆D... Pressure; W/Saginaw P.S. Pump; ☆B...	80119 70344		
	1979-1978							★12"
	4-CYL. 104 ENG.				V-8 400 ENG.; V-8 440 ENG.			
	Return.....			★12"	Pressure; W/Chrysler P.S. Pump; ☆D... Pressure; W/Saginaw P.S. Pump; ☆B...	70337 70343		
REPAIR KITS	LASER				Return.....			
	1994-1990				1971			
	4-CYL. 1.8 L ENG.				V-8 383 ENG.; V-8 440 ENG.			
	Pressure.....	71811			Pressure; W/Chrysler P.S. Pump; ☆D... Pressure; W/Saginaw P.S. Pump; ☆B...	70337 70343		
	4-CYL. 2.0 L ENG.							★12"
	Pressure.....	71550			Return.....			
	Return - Cooler To Reservoir.....			★8"	V-8 426 ENG.			
	Return - Gear To Pipe.....			★10"	Pressure; W/Chrysler P.S. Pump; ☆D...	80119		
					Return.....			★12"

* Cut From C.P.E. 3/8" I.D. Hose: 71350 (48"), 81352 (25").
 † Cut From S.A.E. 11/32" I.D. Hose: 80062 (12"), 80063 (24"), 80064 (36"), 81353 (25").
 ★ Cut From S.A.E. 3/8" I.D. Hose: 71224 (24"), 71236 (36"), 71206 (48"), 81206 (25"). May Also Use 3/8" C.P.E.
 ♣ Cut From S.A.E. 5/8" I.D. Hose: 71351 (36").
 □ Cut From 1/2" I.D. Suction Hose: 71296 (36"), 81354 (10').
 ✦ Cut From 5/8" I.D. Suction Hose: 71207 (42"), 81355 (10').
 ✧ Cut From 3/4" I.D. Suction Hose: 71297 (36"), 81356 (10').
 ☆ See Page A14 For Pump or Gear Identification.

② Two Required.
 ③ Three Required.
 ④ Four Required.
 ≪ Cut To Fit.
 ☉ Replaces Both Upper and Lower Hose.
 ▲ 252660 Adaptor Required For Some Models.
 ♣ See Page A6 For Installation Procedure.

Power Steering Hose for Passenger Cars

Application	Assembly Number	Multi-Use Hose	End Fitting	Application	Assembly Number	Multi-Use Hose	End Fitting
PLYMOUTH - Continued				PLYMOUTH - Continued			
SAPORO				SATELLITE - Continued			
1979-1978				1969			
4-CYL. 98 ENG.; 4-CYL. 156 ENG.				6-CYL. 225 ENG.			
Return		★		Pressure	80119		
				Return		★11"	
SATELLITE				V-8 318 ENG.; V-8 383 ENG.; V-8 440 ENG.			
1974				Pressure; W/Chrysler P.S. Pump; ☆D... 70337			
6-CYL. 225 ENG.				Pressure; W/Saginaw P.S. Pump; ☆B... 70343			
Pressure; W/Chrysler P.S. Pump; ☆D... 80126				Return		★11"	
Pressure; W/Saginaw P.S. Pump; ☆B... 80131				V-8 426 ENG.			
Return		★12"		Return		★11"	
V-8 318 ENG.; V-8 360 ENG.; V-8 400 ENG.; V-8 440 ENG.				1968			
Pressure; W/Chrysler P.S. Pump; ☆D... 80127				6-CYL. 225 ENG.			
Pressure; W/Saginaw P.S. Pump; ☆B... 70351				Pressure	70333		
Return		★12"		Return		★11"	
1973				V-8 273 ENG.			
6-CYL. 225 ENG.				Pressure; W/Chrysler P.S. Pump; ☆D... 70333			
Pressure; W/A.C. 70353				Return; W/Chrysler P.S. Pump; ☆D ...		★11"	
Pressure; W/O A.C.; Dec. 16 & Older... 70347				V-8 318 ENG.			
Pressure; W/O A.C.; Dec. 17 & Newer.. 70353				Pressure; W/Chrysler P.S. Pump; ☆D... 70333			
Return		★12"		Return		★11"	
V-8 318 ENG.				V-8 383 ENG.			
Pressure; W/Chrysler P.S. Pump; ☆D... 80127				Pressure; W/2-Bbl. Carb. 70333			
Pressure; W/Saginaw P.S. Pump; ☆B... 70351				Return		★11"	
Return		★12"		V-8 426 ENG.; V-8 440 ENG.			
V-8 400 ENG.; V-8 440 ENG.				Return			
Pressure; W/Chrysler P.S. Pump; ☆D... 80126						★11"	
Pressure; W/Saginaw P.S. Pump; ☆B... 70351				1967			
Return		★12"		V-8 273 ENG.; V-8 318 ENG.; V-8 383 ENG.			
1972				Pressure; W/Chrysler P.S. Pump; ☆D... 70333			
6-CYL. 225 ENG.				Return			
Pressure	70337					★11"	
Return		★12"		V-8 426 ENG.			
V-8 318 ENG.; V-8 340 ENG.				Return			
Pressure; W/Chrysler P.S. Pump; ☆D... 80119						★12"	
Pressure; W/Saginaw P.S. Pump; ☆B... 70344				1966-1965			
Return		★12"		V-8 273 ENG.; V-8 318 ENG.; V-8 361 ENG.; V-8 383 ENG.;			
V-8 400 ENG.; V-8 440 ENG.				V-8 426 ENG.			
Pressure; W/Chrysler P.S. Pump; ☆D... 70337				Pressure	70329		
Pressure; W/Saginaw P.S. Pump; ☆B... 70343				Reservoir; W/Chrysler P.S. Pump; ☆D..		⊕25"	
Return		★12"		Return; W/Saginaw P.S. Pump; ☆B		★	
1971-1970				SAVOY			
6-CYL. 225 ENG.				1964			
Pressure	80119			6-CYL. 225 ENG.; V-8 318 ENG.; V-8 361 ENG.; V-8 383			
Return		★12"		ENG.; V-8 426 ENG.			
V-8 318 ENG.				Pressure			
Pressure; W/Chrysler P.S. Pump; ☆D... 80119				70329			
Pressure; W/Saginaw P.S. Pump; ☆B... 70344				Reservoir		⊕	
Return		★12"		1963			
V-8 383 ENG.; V-8 440 ENG.				6-CYL. 225 ENG.; V-8 318 ENG.; V-8 361 ENG.			
Pressure; W/Chrysler P.S. Pump; ☆D... 70337				Pressure	70329		
Pressure; W/Saginaw P.S. Pump; ☆B... 70343				Reservoir		⊕	
Return		★12"		V-8 383 ENG.			
V-8 426 ENG.				Pressure			
Pressure; W/Chrysler P.S. Pump; ☆D... 80119				70329			
Return; W/Chrysler P.S. Pump; ☆D		★12"		Reservoir		⊕25"	

* Cut From C.P.E. 3/8" I.D. Hose: 71350 (48"), 81352 (25").
 † Cut From S.A.E. 11/32" I.D. Hose: 80062 (12"), 80063 (24"), 80064 (36"), 81353 (25").
 ★ Cut From S.A.E. 3/8" I.D. Hose: 71224 (24"), 71236 (36"), 71206 (48"), 81206 (25"). May Also Use 3/8" C.P.E.
 ❖ Cut From S.A.E. 5/8" I.D. Hose: 71351 (36").
 □ Cut From 1/2" I.D. Suction Hose: 71296 (36"), 81354 (10').
 ⊕ Cut From 5/8" I.D. Suction Hose: 71207 (42"), 81355 (10').
 * Cut From 3/4" I.D. Suction Hose: 71297 (36"), 81356 (10').
 ☆ See Page A14 For Pump or Gear Identification.

⊙ Two Required.
 ⊚ Three Required.
 ⊛ Four Required.
 ≍ Cut To Fit.
 ⊕ Replaces Both Upper and Lower Hose.
 ▲ 252660 Adaptor Required For Some Models.
 ❖ See Page A6 For Installation Procedure.

SYSTEM PUMP & GEAR IDENT.

SYSTEM & COMPONENT IDENT.

PASS. CARS

LIGHT TRUCKS

MEDIUM/HEAVY TRUCKS

BUSES

HOSE NUMERICAL

REPAIR KITS

KIT NUMERICAL

ILLUSTRATIONS

Power Steering Hose for Passenger Cars

	Application	Assembly Number	Multi-Use Hose	End Fitting		Application	Assembly Number	Multi-Use Hose	End Fitting
SYSTEM PUMP & GEAR IDENT.	PLYMOUTH - Continued					PLYMOUTH - Continued			
SYSTEM & COMPONENT IDENT.	SAVOY - Continued					SCAMP - Continued			
	1962					1972			
	6-CYL. 225 ENG.; V-8 318 ENG.; V-8 361 ENG.					6-CYL. 198 ENG.; 6-CYL. 225 ENG.			
	Pressure 70329					Pressure; W/Chrysler P.S. Pump; ☆D... 70337			
	Reservoir ⇨					Pressure; W/Saginaw P.S. Pump; ☆B... 70352			
	1961					Return ★12"			
	6-CYL. 225 ENG.; V-8 318 ENG.; V-8 361 ENG.; V-8 383 ENG.; V-8 413 ENG.					V-8 318 ENG.			
	Pressure 70329					Pressure; W/Chrysler P.S. Pump; ☆D... 80119			
	Reservoir ⇨					Pressure; W/Saginaw P.S. Pump; ☆B... 70344			
	1960					Return ★12"			
PASS. CARS	6-CYL. 225 ENG.; V-8 318 ENG.; V-8 361 ENG.; V-8 383 ENG.					1971			
	Pressure 70329					6-CYL. 198 ENG.; 6-CYL. 225 ENG.			
	Reservoir ⇨					Pressure 70337			
	SCAMP					Return ★12"			
LIGHT TRUCKS	1976					V-8 318 ENG.			
	6-CYL. 225 ENG.					Pressure; W/Chrysler P.S. Pump; ☆D... 80119			
	Pressure; W/Chrysler P.S. Pump; ☆D... 80126					Pressure; W/Saginaw P.S. Pump; ☆B... 70344			
	Pressure; W/Saginaw P.S. Pump; ☆B... 80131					Return ★12"			
	Return ★12"					SUNDANCE			
MEDIUM/HEAVY TRUCKS	V-8 318 ENG.					1994-1993			
	Pressure; W/A.P. 71156					4-CYL. 2.2 L ENG.; 4-CYL. 2.5 L ENG.			
	Pressure; W/O A.P. 70347					Pressure 91508			
	Return ★15"					Return ★13"			
	1975					V-6 3.0 L ENG.			
	6-CYL. 225 ENG.					Pressure 71804			
	Pressure; W/A.C. 70353					Return ★14"			
	Pressure; W/O A.C. 70347					1992			
	Return ★12"					4-CYL. 2.2 L ENG.; 4-CYL. 2.5 L ENG.			
BUSES	V-8 318 ENG.					Pressure 91508			
	Pressure; W/A.P. 71156					Return ★13"			
	Pressure; W/O A.P. 70347					V-6 3.0 L ENG.			
	Return ★15"					Pressure 80277			
	1974					Return ★14"			
HOSE NUMERICAL	6-CYL. 198 ENG.; 6-CYL. 225 ENG.					1991			
	Pressure; W/Chrysler P.S. Pump; ☆D... 80126					4-CYL. 2.2 L ENG.; 4-CYL. 2.5 L ENG.			
	Pressure; W/Saginaw P.S. Pump; ☆B... 80131					Pressure 91508			
	Return ★12"					Return ★13"			
	V-8 318 ENG.					1990			
	Pressure; W/Chrysler P.S. Pump; ☆D... 70353					4-CYL. 2.2 L ENG.; 4-CYL. 2.5 L ENG.			
	Pressure; W/Saginaw P.S. Pump; ☆B... 70347					Pressure 91703			
	Return ★12"					Return ★13"			
REPAIR KITS	1973					1989			
	6-CYL. 198 ENG.; 6-CYL. 225 ENG.					4-CYL. 2.2 L ENG.; 4-CYL. 2.5 L ENG.			
	Pressure; W/Max. Cool A.C. 80127					Pressure; W/Saginaw P.S. Pump; ☆B... 91508			
	Pressure; W/O Max. Cool A.C.; Dec. 16 & Older 70347					Pressure; W/ZF P.S. Pump 91703			
	Pressure; W/O Max. Cool A.C.; Dec. 17 & Newer 70353					Return ★13"			
	Return ★12"					1988			
KIT NUMERICAL	V-8 318 ENG.					4-CYL. 2.2 L ENG.; 4-CYL. 2.5 L ENG.			
	Pressure 70353					Pressure; W/ZF P.S. Pump; Sept. 25 & Older 91665			
	Return ★12"					Pressure; W/ZF P.S. Pump; Sept. 26 & Newer 91703			
	ILLUSTRATIONS					Return ★13"			

- * Cut From C.P.E. 3/8" I.D. Hose: 71350 (48"), 81352 (25').
- † Cut From S.A.E. 11/32" I.D. Hose: 80062 (12"), 80063 (24"), 80064 (36"), 81353 (25').
- ★ Cut From S.A.E. 3/8" I.D. Hose: 71224 (24"), 71236 (36"), 71206 (48"), 81206 (25'). May Also Use 3/8" C.P.E.
- ✦ Cut From S.A.E. 5/8" I.D. Hose: 71351 (36").
- Cut From 1/2" I.D. Suction Hose: 71296 (36"), 81354 (10').
- ✧ Cut From 5/8" I.D. Suction Hose: 71207 (42"), 81355 (10').
- ✪ Cut From 3/4" I.D. Suction Hose: 71297 (36"), 81356 (10').
- ☆ See Page A14 For Pump or Gear Identification.

- Ⓜ Two Required.
- Ⓝ Three Required.
- Ⓞ Four Required.
- ≍ Cut To Fit.
- ⊙ Replaces Both Upper and Lower Hose.
- ▲ 252660 Adaptor Required For Some Models.
- ✦ See Page A6 For Installation Procedure.

Power Steering Hose for Passenger Cars

Application	Assembly Number	Multi-Use Hose	End Fitting	Application	Assembly Number	Multi-Use Hose	End Fitting	
PLYMOUTH - Continued				PLYMOUTH - Continued				SYSTEM PUMP & GEAR IDENT.
SUNDANCE - Continued				VALIANT - Continued				
1987				1971-1970				SYSTEM & COMPONENT IDENT.
4-CYL. 2.2 L ENG.				6-CYL. 198 ENG.; 6-CYL. 225 ENG.				
Pressure	91508			Pressure	70337			
Return		★10"		Return		★12"		
VALIANT				V-8 318 ENG.				PASS. CARS
1976				1969				
6-CYL. 225 ENG.				6-CYL. 170 ENG.; 6-CYL. 225 ENG.				
Pressure; W/Chrysler P.S. Pump; ☆D...	80126			Pressure	80119			
Pressure; W/Saginaw P.S. Pump; ☆B...	80131			Return		★11"		
Return		★12"		V-8 273 ENG.; V-8 318 ENG.				
V-8 318 ENG.				1968				LIGHT TRUCKS
1975				6-CYL. 170 ENG.; 6-CYL. 225 ENG.				
Pressure; W/A.P.....	70347			Pressure	70333			
Pressure; W/O A.P.....	70351			Return		★11"		
Return		★15"		V-8 273 ENG.; V-8 318 ENG.				
V-8 360 ENG.				1967				MEDIUM/HEAVY TRUCKS
Pressure	70347			6-CYL. 170 ENG.; 6-CYL. 225 ENG.				
Return		★15"		Pressure	70329			
1975				V-8 273 ENG.				HOSE NUMERICAL
6-CYL. 225 ENG.				1966				
Pressure; W/Chrysler P.S. Pump; ☆D...	80126			6-CYL. 170 ENG.; 6-CYL. 225 ENG.				
Pressure; W/Saginaw P.S. Pump; ☆B...	80131			Pressure	70329			
Return		★12"		Reservoir		❖17"		
V-8 318 ENG.				V-8 273 ENG.				REPAIR KITS
1974				1965				
Pressure; W/A.P.....	70347			6-CYL. 170 ENG.				
Pressure; W/O A.P.....	70351			Pressure	70329			
Return		★15"		Reservoir		❖		
1974				6-CYL. 225 ENG.				KIT NUMERICAL
6-CYL. 198 ENG.; 6-CYL. 225 ENG.				1964				
Pressure; W/Chrysler P.S. Pump; ☆D...	80126			6-CYL. 170 ENG.; 6-CYL. 225 ENG.; V-8 273 ENG.				
Pressure; W/Saginaw P.S. Pump; ☆B...	80131			Pressure	70329			
Return		★12"		Reservoir		❖		
V-8 318 ENG.; V-8 360 ENG.				1963-1961				ILLUSTRATIONS
1973				6-CYL. 170 ENG.; 6-CYL. 225 ENG.				
Pressure; W/Max. Cool A.C.....	80127			Pressure	70329			
Pressure; W/O Max. Cool A.C.; Dec.	70347			Reservoir		❖		
16 & Older.....	70347			6-CYL. 225 ENG.				
Pressure; W/O Max. Cool A.C.; Dec.	70353			Pressure	70329			
17 & Newer.....	70353			Reservoir		❖45"		
Return		★12"		V-8 273 ENG.				
V-8 318 ENG.				1964				
Pressure	70353			6-CYL. 170 ENG.; 6-CYL. 225 ENG.; V-8 273 ENG.				
Return		★12"		Pressure	70329			
1972				1964				
6-CYL. 198 ENG.; 6-CYL. 225 ENG.				6-CYL. 170 ENG.; 6-CYL. 225 ENG.				
Pressure; W/Chrysler P.S. Pump; ☆D...	70337			Pressure	70329			
Pressure; W/Saginaw P.S. Pump; ☆B...	70352			Reservoir		❖		
Return		★12"		1963-1961				
V-8 318 ENG.				6-CYL. 170 ENG.; 6-CYL. 225 ENG.				
Pressure	70341			Pressure	70329			
Return		★12"		Reservoir		❖		

* Cut From C.P.E. 3/8" I.D. Hose: 71350 (48"), 81352 (25').
 † Cut From S.A.E. 11/32" I.D. Hose: 80062 (12"), 80063 (24"), 80064 (36"), 81353 (25').
 ★ Cut From S.A.E. 3/8" I.D. Hose: 71224 (24"), 71236 (36"), 71206 (48"), 81206 (25'). May Also Use 3/8" C.P.E.
 ❖ Cut From S.A.E. 5/8" I.D. Hose: 71351 (36").
 □ Cut From 1/2" I.D. Suction Hose: 71296 (36"), 81354 (10').
 ❖ Cut From 5/8" I.D. Suction Hose: 71207 (42"), 81355 (10').
 * Cut From 3/4" I.D. Suction Hose: 71297 (36"), 81356 (10').
 ☆ See Page A14 For Pump or Gear Identification.

② Two Required.
 ③ Three Required.
 ④ Four Required.
 < Cut To Fit.
 * Replaces Both Upper and Lower Hose.
 ▲ 252660 Adaptor Required For Some Models.
 ❖ See Page A6 For Installation Procedure.

Power Steering Hose for Passenger Cars

	Application	Assembly Number	Multi-Use Hose	End Fitting	Application	Assembly Number	Multi-Use Hose	End Fitting
SYSTEM PUMP & GEAR IDENT.	PLYMOUTH - Continued				PONTIAC - Continued			
SYSTEM & COMPONENT IDENT.	VALIANT - Continued				ACADIAN - Continued			
PASS. CARS	1960				1986-1983			
	6-CYL. 170 ENG.				4-CYL. 1.6 L ENG. (CANADA)			
	Pressure	70329			Pressure	71213		
	Reservoir		✦		Reservoir		✦14"	
					Return		✦36"	
	VOLARE				4-CYL. 1.8 L DIESEL ENG. (CANADA)			
	1980				1982			
	6-CYL. 3.7 L ENG.; V-8 5.2 L ENG.				4-CYL. 1.6 L ENG. (CANADA); 4-CYL. 1.8 L DIESEL ENG. (CANADA)			
	Pressure	71137			Pressure	71213		
	Return		★12"		Reservoir		✦	
	1979				Return - From Gear			
	6-CYL. 225 ENG.				Return - To Reservoir			
	Pressure; Feb. 1 & Newer	80131					✦18"	
	Pressure; Jan. 31 & Older	71156					✦15"	
	Return		★12"		1981			
LIGHT TRUCKS	V-8 318 ENG.; V-8 360 ENG.				4-CYL. 1.6 L ENG. (CANADA); 4-CYL. 1.8 L DIESEL ENG. (CANADA)			
	Pressure; W/A.P.	71156			Reservoir		✦	
	Pressure; W/O A.P.	70351			Return - From Gear		✦18"	
	Return		★12"		Return - To Reservoir		✦15"	
MEDIUM/HEAVY TRUCKS	1978-1977				ASTRE			
	6-CYL. 225 ENG.				1977			
	Pressure	80131			4-CYL. 140 ENG.			
	Return		★12"		Pressure	80218		
	V-8 318 ENG.; V-8 360 ENG.				Return	✦70518	★18"	39135
	Pressure; W/A.P.	71156			4-CYL. 151 ENG.			
	Pressure; W/O A.P.	70347			Return	✦70518	★18"	39135
	Return		★12"		1976			
BUSES	1976				4-CYL. 140 ENG.			
	6-CYL. 225 ENG.				Pressure	80218		
	Pressure; W/Chrysler P.S. Pump; ☆D...	80126			Return	✦70518	★15"	39135
	Pressure; W/Saginaw P.S. Pump; ☆B...	80131			1975			
	Return		★12"		4-CYL. 140 ENG.			
HOSE NUMERICAL	V-8 318 ENG.				Pressure	70260		
	Pressure; W/A.P.	71156			Return	✦70551	★18"	39135
	Pressure; W/O A.P.	70351			1974-1973			
	Return		★15"		4-CYL. 140 (CANADA) ENG.			
	V-8 360 ENG.				Pressure	70260		
	Pressure	70351			Return	✦70629	★18"	39859
	Return		★15"		BONNEVILLE			
REPAIR KITS	PONTIAC				1995			
	IMPORTANT: PLEASE NOTE. To select correct replacement parts, it may be necessary to identify the code character for the engine by looking at the VIN (Vehicle Identification Number) located on the dash panel. For 1981 and newer cars, refer to the 8th digit of VIN for the correct engine code. For 1980 and older cars, refer to the 5th digit of VIN for the correct engine code.							
KIT NUMERICAL	ACADIAN				V-6 3.8 L ENG.			
	1987				Pressure; W/O Supercharger	91781		
	4-CYL. 1.6 L ENG. (CANADA)				Pressure; W/Supercharger	91723		
	Pressure	71213			Return - Cooler To Pump; W/O Supercharger		✦18"	
	Reservoir		✦14"		Return - From Gear; W/Cooler; W/Supercharger	91794		
	Return		✦36"		Return - Gear To Cooler; W/O Supercharger	✦91782		

ILLUSTRATIONS

* Cut From C.P.E. 3/8" I.D. Hose: 71350 (48"), 81352 (25').
 † Cut From S.A.E. 11/32" I.D. Hose: 80062 (12"), 80063 (24"), 80064 (36"), 81353 (25').
 ★ Cut From S.A.E. 3/8" I.D. Hose: 71224 (24"), 71236 (36"), 71206 (48"), 81206 (25'). May Also Use 3/8" C.P.E.
 ✦ Cut From S.A.E. 5/8" I.D. Hose: 71351 (36").
 □ Cut From 1/2" I.D. Suction Hose: 71296 (36"), 81354 (10').
 ✧ Cut From 5/8" I.D. Suction Hose: 71207 (42"), 81355 (10').
 ✧ Cut From 3/4" I.D. Suction Hose: 71297 (36"), 81356 (10').
 ☆ See Page A14 For Pump or Gear Identification.

② Two Required.
 ③ Three Required.
 ④ Four Required.
 ✦ Cut To Fit.
 ✧ Replaces Both Upper and Lower Hose.
 ▲ 252660 Adaptor Required For Some Models.
 ✦ See Page A6 For Installation Procedure.

Power Steering Hose for Passenger Cars

Application	Assembly Number	Multi-Use Hose	End Fitting	Application	Assembly Number	Multi-Use Hose	End Fitting	
PONTIAC - Continued				PONTIAC - Continued				SYSTEM PUMP & GEAR IDENT.
BONNEVILLE - Continued				BONNEVILLE - Continued				
1994-1992				1984-1983 - Continued				SYSTEM & COMPONENT IDENT.
V-6 3.8 L ENG.				V-8 5.0 L ENG.				
Pressure; W/O Supercharger.....	92008			Pressure	71074			
Pressure; W/Supercharger.....	91723			Return		*13"		
Return; W/Supercharger	91794			V-8 5.7 L DIESEL ENG.				
Return - Cooler To Pump; W/O Supercharger		*36"		Pressure - Hydroboost To Gear	71226			
Return - Gear To Cooler; W/O Supercharger	91782			Pressure - Pump To Hydroboost.....	71225			
				Return - Gear To Pump.....		*11"		
				Return - Hydroboost To Pump		*40"		
1991				1982				PASS. CARS
V-6 3.8 L ENG.				V-6 3.8 L ENG.; V-6 4.1 L ENG.				
Pressure	92008			Pressure	80138		*13"	
Return; W/O Finned Cooler.....	91784			Return				
Return - Cooler To Pump; W/Finned Cooler.....		*36"		V-8 5.7 L DIESEL ENG.				
Return - Gear To Cooler; W/Finned Cooler.....	91782			Pressure - Hydroboost To Gear	71226			
				Pressure - Pump To Hydroboost.....	71225			
				Return - Gear To Pump.....		*18"		
				Return - Hydroboost To Pump		*48"		
1990				1981				LIGHT TRUCKS
V-6 3.8 L ENG.				V-6 3.8 L ENG.				
Pressure	92008			Pressure; Early.....	71072			
Return; W/O Finned Cooler.....	91784			Pressure; Late	80121			
Return - Cooler To Pump; W/Finned Cooler.....		*33"		Return		*15"		
Return - Gear To Cooler; W/Finned Cooler.....	91782			V-8 4.3 L ENG.; V-8 5.0 L ENG.				
				Pressure	71043			
				Return		*20"	39107	
1989-1987				V-8 5.7 L DIESEL ENG.				MEDIUM/HEAVY TRUCKS
V-6 3.8 L ENG.				Pressure - Hydroboost To Gear; OE design change from a pressure pipe to a pressure hose. Use hose listed as replacement part.....				
Pressure	92008				71068			
Return.....	91784			Pressure - Pump To Hydroboost.....	71199			
				Return - Gear To Pump.....		*18"	39106	
				Return - Hydroboost To Pump		*48"		
1986				1980				BUSES
V-6 3.8 L ENG.				V-6 3.8 L ENG.				
Pressure	80138		*13"	Pressure; W/A.P.....	71072			
Return				Pressure; W/O A.P.; W/Flared Fitting	70247			
V-6 4.3 L ENG.				Pressure; W/O A.P.; W/O-Ring Fitting	80121			
Pressure; W/O A.C.	71043		*	Return		*19"		
Pressure - Pump To Tee; W/A.C.	70419		*	V-8 4.3 L ENG.				
Pressure - Tee To Gear; W/A.C.	39138			Pressure	71043			
Return; W/O A.C.				Return		*18"	39106	
Return - Pump To Tee; W/A.C.				V-8 4.9 L ENG.				
V-8 5.0 L ENG.				Pressure	71043			
Pressure; W/O A.C.	71074		*12"	Return		*12"	39107	
Pressure - Pump To Tee; W/A.C.	70404		*9"	V-8 5.7 L ENG.				
Pressure - Tee To Gear; W/A.C.	39138			Pressure; Eng. VIN R	71043			
Return; W/O A.C.				Pressure; Eng. VIN X	71121			
Return - Pump To Tee; W/A.C.				Return; Eng. VIN R.....		*12"		
				Return; Eng. VIN X		*		
1985				V-8 5.7 L DIESEL ENG.				KIT NUMERICAL
V-6 3.8 L ENG.				Pressure - Hydroboost To Gear; OE design change from a pressure pipe to a pressure hose. Use hose listed as replacement part.....				
Pressure	80138		*13"		71068			
Return				Pressure - Pump To Hydroboost.....	71089			
V-8 5.0 L ENG.				Return - Gear To Pump.....		*18"	39106	
Pressure	71074		*13"					
Return								
1984-1983				V-6 3.8 L ENG.				REPAIR KITS
V-6 3.8 L ENG.				Pressure				
Pressure	80138		*13"					
Return								

* Cut From C.P.E. 3/8" I.D. Hose: 71350 (48"), 81352 (25').
 † Cut From S.A.E. 11/32" I.D. Hose: 80062 (12"), 80063 (24"), 80064 (36"), 81353 (25').
 ★ Cut From S.A.E. 3/8" I.D. Hose: 71224 (24"), 71236 (36"), 71206 (48"), 81206 (25'). May Also Use 3/8" C.P.E.
 ♣ Cut From S.A.E. 5/8" I.D. Hose: 71351 (36").
 □ Cut From 1/2" I.D. Suction Hose: 71296 (36"), 81354 (10').
 ♠ Cut From 5/8" I.D. Suction Hose: 71207 (42"), 81355 (10').
 ✱ Cut From 3/4" I.D. Suction Hose: 71297 (36"), 81356 (10').
 ☆ See Page A14 For Pump or Gear Identification.

Ⓜ Two Required.
 Ⓝ Three Required.
 Ⓞ Four Required.
 ≍ Cut To Fit.
 ⚙ Replaces Both Upper and Lower Hose.
 ▲ 252660 Adaptor Required For Some Models.
 ♣ See Page A6 For Installation Procedure.

SYSTEM PUMP & GEAR IDENT.

SYSTEM & COMPONENT IDENT.

PASS. CARS

LIGHT TRUCKS

MEDIUM/HEAVY TRUCKS

BUSES

HOSE NUMERICAL

REPAIR KITS

KIT NUMERICAL

ILLUSTRATIONS

Power Steering Hose for Passenger Cars

	Application	Assembly Number	Multi-Use Hose	End Fitting	Application	Assembly Number	Multi-Use Hose	End Fitting
SYSTEM PUMP & GEAR IDENT.	PONTIAC - Continued				PONTIAC - Continued			
SYSTEM & COMPONENT IDENT.	BONNEVILLE - Continued				BONNEVILLE - Continued			
PASS. CARS	1980 - Continued				1970			
	V-8 5.7 L DIESEL ENG. - Continued				V-8 400 ENG.; V-8 455 ENG.			
	Return - Hydroboost To Pump		*48"		Pressure	70242		
					Return	④80154	★24"	39859
	1979				1969-1968			
	V-8 301 ENG.				V-8 400 ENG.; V-8 428 ENG.			
	Pressure	80116			Pressure	70242		
	Return	④70177	★15"	39859	Return	④80154	★24"	39859
	V-8 350 ENG.				1967			
	Pressure; Eng. VIN R	80116			V-8 400 ENG.; V-8 428 ENG.			
	Pressure; Eng. VIN X	70265			Pressure	70235		
	Return	④70551	★20"	39135	Return	④80154	★18"	39859
	V-8 403 ENG.				1966-1964			
	Pressure	80116			V-8 389 ENG.; V-8 421 ENG.			
	Return	④70177	★15"	39859	Return	④70177	★24"	39859
LIGHT TRUCKS	1978				1963			
	V-8 301 ENG.				V-8 389 ENG.; V-8 421 ENG.			
	Pressure	80116			Return	④70177	★24"	39859
	Return	④70177	★12"	39859	1962-1959			
	V-8 350 ENG.				V-8 389 ENG.			
	Pressure; Eng. VIN R	80116			Return		★27"	39859
	Pressure; Eng. VIN X	70265			CATALINA			
	Return	④70551	★20"	39135	1981			
MEDIUM/HEAVY TRUCKS	V-8 400 ENG.				V-6 3.8 L ENG.			
	Pressure	80116			Pressure; Early	71072		
	Return	④70177	★12"	39859	Pressure; Late	80121		
	V-8 403 ENG.				Return		*15"	
	Pressure	80116			V-8 4.3 L ENG.; V-8 4.4 L ENG. (CANADA); V-8 5.0 L ENG.			
	Return	④70551	★20"	39135	Pressure	71043		
BUSES	1977				Return		*20"	39107
	V-8 301 ENG.				V-8 5.7 L DIESEL ENG.			
	Pressure	80116			Pressure; Conventional System	71043		
	Return	④70518	★14"	39859	Pressure - Hydroboost To Gear; Hydroboost System; OE design change from a pressure pipe to a pressure hose. Use hose listed as replacement part.	71068		
	V-8 305 ENG.				Pressure - Pump To Hydroboost; Hydroboost System	71199		
	Pressure	80116			Return; Conventional System		*20"	39107
	Return	④70551	★15"	39135	Return - Gear To Pump; Hydroboost System		*18"	39106
HOSE NUMERICAL	V-8 350 ENG.				Return - Hydroboost To Pump; Hydroboost System		*48"	
	Pressure	80116			1980			
	Return; Eng. VIN P	④70518	★14"	39859	V-6 3.8 L ENG.			
	Return; Eng. VIN R	④70177	★14"	39859	Pressure; W/A.P.	71072		
	V-8 400 ENG.				Pressure; W/O A.P.; W/Flared Fitting ...	70247		
	Pressure	80116			Pressure; W/O A.P.; W/O-Ring Fitting ...	80121		
	Return	④70518	★14"	39859	Return		*19"	
REPAIR KITS	V-8 403 ENG.				V-8 4.3 L ENG.			
	Pressure	80116			Pressure	71043		
	Return	④70177	★14"	39859	Return		*18"	39106
KIT NUMERICAL	1976-1973							
	V-8 400 ENG.; V-8 455 ENG.							
	Pressure	70272						
	Return	④70629	★17"	39859				
ILLUSTRATIONS	1972-1971							
	V-8 400 ENG.; V-8 455 ENG.							
	Pressure	70260						
	Return	④70629	★20"	39859				

* Cut From C.P.E. 3/8" I.D. Hose: 71350 (48"), 81352 (25').

† Cut From S.A.E. 11/32" I.D. Hose: 80062 (12"), 80063 (24"), 80064 (36"), 81353 (25').

★ Cut From S.A.E. 3/8" I.D. Hose: 71224 (24"), 71236 (36"), 71206 (48"), 81206 (25'). May Also Use 3/8" C.P.E.

♣ Cut From S.A.E. 5/8" I.D. Hose: 71351 (36").

□ Cut From 1/2" I.D. Suction Hose: 71296 (36"), 81354 (10').

◇ Cut From 5/8" I.D. Suction Hose: 71207 (42"), 81355 (10').

✱ Cut From 3/4" I.D. Suction Hose: 71297 (36"), 81356 (10').

☆ See Page A14 For Pump or Gear Identification.

② Two Required.

③ Three Required.

④ Four Required.

④ Cut To Fit.

⊗ Replaces Both Upper and Lower Hose.

▲ 252660 Adaptor Required For Some Models.

♣ See Page A6 For Installation Procedure.

Power Steering Hose for Passenger Cars

Application	Assembly Number	Multi-Use Hose	End Fitting	Application	Assembly Number	Multi-Use Hose	End Fitting
PONTIAC - Continued				PONTIAC - Continued			
CATALINA - Continued				CATALINA - Continued			
1980 - Continued				1977 - Continued			
V-8 4.4 L ENG. (CANADA)				V-6 231 ENG. - Continued			
Pressure	71074			Return		★19"	
Return		*					
V-8 4.9 L ENG.				V-8 301 ENG.			
Pressure	71043			Pressure	80116		
Return		★12"	39107	Return	☉70518	★14"	39859
V-8 5.0 L ENG. (CANADA)				V-8 305 ENG.			
Pressure	71074			Pressure	80116		
Return		*		Return	☉70551	★15"	39135
V-8 5.7 L ENG.				V-8 350 ENG.			
Pressure; Eng. VIN R	71043			Pressure	80116		
Pressure; Eng. VIN X	71121			Return; Eng. VIN L	☉70551	★15"	39135
Return; Eng. VIN R		★12"		Return; Eng. VIN P	☉70518	★14"	39859
Return; Eng. VIN X		*		Return; Eng. VIN R	☉70177	★14"	39859
V-8 5.7 L DIESEL ENG.				V-8 400 ENG.			
Pressure - Hydroboost To Gear; OE				Pressure	80116		
design change from a pressure pipe				Return	☉70518	★14"	39859
to a pressure hose. Use hose listed							
as replacement part	71068			V-8 403 ENG.			
Pressure - Pump To Hydroboost	71089			Pressure	80116		
Return - Gear To Pump		★18"	39106	Return	☉70177	★14"	39859
Return - Hydroboost To Pump		★48"					
1979				1976			
V-6 231 ENG.				V-8 350 ENG.; V-8 400 ENG.; V-8 455 ENG.			
Pressure; W/A.P.	80137			Pressure	70272		
Pressure; W/O A.P.	70247			Return	☉70629	★17"	39859
Return	☉70177	★18"	39859				
V-8 301 ENG.; V-8 305 (CANADA) ENG.				1975			
Pressure	80116			V-8 350 (CANADA) ENG.; V-8 400 ENG.; V-8 455 ENG.			
Return	☉70177	★15"	39859	Pressure	70272		
				Return	☉70629	★17"	39859
V-8 350 ENG.				1974			
Pressure; Eng. VIN R	80116			V-8 400 ENG.; V-8 455 ENG.			
Pressure; Eng. VIN X	70265			Pressure	70272		
Return; Eng. VIN R, X	☉70551	★20"	39135	Return	☉70629	★17"	39859
V-8 403 ENG.				1973			
Pressure	80116			V-8 350 ENG.; V-8 400 ENG.; V-8 455 ENG.			
Return	☉70551	★20"	39135	Pressure	70272		
				Return	☉70629	★17"	39859
1978				1972-1971			
V-6 231 ENG.				V-8 350 ENG.; V-8 400 ENG.; V-8 455 ENG.			
Pressure; W/A.P.	80137			Pressure	70260		
Pressure; W/O A.P.	70247			Return	☉70629	★20"	39859
Return	☉70177	★18"	39859				
V-8 301 ENG.; V-8 305 (CANADA) ENG.; V-8 400 ENG.				1970			
Pressure	80116			V-8 350 ENG.; V-8 400 ENG.; V-8 455 ENG.			
Return	☉70177	★12"	39859	Pressure; W/A.C.	70242		
				Pressure; W/O A.C.	70206		
V-8 350 ENG.				Return		★24"	
Pressure; Eng. VIN R	80116			1969			
Pressure; Eng. VIN X	70265			V-8 400 ENG.; V-8 428 ENG.			
Return; Eng. VIN R, X	☉70551	★20"	39135	Pressure; W/A.C.	70242		
				Pressure; W/O A.C.	70206		
V-8 403 ENG.				Return		★24"	
Pressure	80116			1968			
Return	☉70551	★20"	39135	V-8 400 ENG.; V-8 428 ENG.			
				Pressure	70242		
1977							
V-6 231 ENG.							
Pressure; W/A.P.	80137						
Pressure; W/O A.P.	70247						

SYSTEM PUMP & GEAR IDENT.

SYSTEM & COMPONENT IDENT.

PASS. CARS

LIGHT TRUCKS

MEDIUM/HEAVY TRUCKS

BUSES

HOSE NUMERICAL

REPAIR KITS

KIT NUMERICAL

ILLUSTRATIONS

* Cut From C.P.E. 3/8" I.D. Hose: 71350 (48"), 81352 (25').
 † Cut From S.A.E. 11/32" I.D. Hose: 80062 (12"), 80063 (24"), 80064 (36"), 81353 (25').
 ★ Cut From S.A.E. 3/8" I.D. Hose: 71224 (24"), 71236 (36"), 71206 (48"), 81206 (25'). May Also Use 3/8" C.P.E.
 ♣ Cut From S.A.E. 5/8" I.D. Hose: 71351 (36").
 □ Cut From 1/2" I.D. Suction Hose: 71296 (36"), 81354 (10').
 ♠ Cut From 5/8" I.D. Suction Hose: 71207 (42"), 81355 (10').
 ✱ Cut From 3/4" I.D. Suction Hose: 71297 (36"), 81356 (10').
 ☆ See Page A14 For Pump or Gear Identification.

Ⓜ Two Required.
 Ⓝ Three Required.
 Ⓞ Four Required.
 ☉ Cut To Fit.
 Ⓢ Replaces Both Upper and Lower Hose.
 ▲ 252660 Adaptor Required For Some Models.
 ♣ See Page A6 For Installation Procedure.

Power Steering Hose for Passenger Cars

	Application	Assembly Number	Multi-Use Hose	End Fitting	Application	Assembly Number	Multi-Use Hose	End Fitting
SYSTEM PUMP & GEAR IDENT.	PONTIAC - Continued				PONTIAC - Continued			
	CATALINA - Continued				FIREBIRD - Continued			
	1968 - Continued				1994-1993 - Continued			
	V-8 400 ENG.; V-8 428 ENG. - Continued				V-8 5.7 L ENG.			
	Return.....	≠80154	★24"	39859	Pressure.....	71797		
SYSTEM & COMPONENT IDENT.	1967				Return.....	91803		
	V-8 400 ENG.; V-8 428 ENG.				1992-1990			
	Pressure.....	70235			V-6 3.1 L ENG.			
	Return.....	≠80154	★18"	39859	Pressure.....	71422		
	1966-1964				Return - Cooler To Pump.....			★14"
	V-8 389 ENG.; V-8 421 ENG.				Return - From Gear; W/Cooler.....	91959		
	Return.....	≠70177	★24"	39859	V-8 5.0 L ENG.			
PASS. CARS	1963-1961				Pressure; Eng. VIN E; W/A.C.....	71422		
	V-8 389 ENG.; V-8 421 ENG.				Pressure; Eng. VIN E; W/O A.C.....	71094		
	Return.....		★27"	39859	Pressure; Eng. VIN F.....	71094		
	1960-1959				Return - Cooler To Pump.....			★10"
	V-8 389 ENG.				Return - From Gear; W/Cooler.....	91959		
	Return.....		★27"	39859	V-8 5.7 L ENG.			
LIGHT TRUCKS	EXECUTIVE				Pressure.....	71094		★10"
	1970				Return - Cooler To Pump.....	91959		
	V-8 350 ENG.; V-8 400 ENG.; V-8 455 ENG.				Return - From Gear; W/Cooler.....	91959		
	Pressure.....	70206			1989			
	Return.....		★24"		V-6 2.8 L ENG.			
MEDIUM/HEAVY TRUCKS	1969				Pressure.....	71422		★14"
	V-8 400 ENG.; V-8 428 ENG.				Return - Cooler To Pump.....	91959		
	Pressure.....	70206			Return - From Gear; W/Cooler.....	91959		
	Return.....		★24"		V-6 3.8 L ENG.			
BUSES	1968				Pressure.....	70423		★17"
	V-8 400 ENG.; V-8 428 ENG.				Return - Cooler To Pump.....			
	Pressure.....	70206			V-8 5.0 L ENG.			
	Return.....	≠80154	★24"	39859	Pressure; Eng. VIN E; W/A.C.....	71422		
	1967				Pressure; Eng. VIN E; W/O A.C.....	71094		
	V-8 389 ENG.; V-8 400 ENG.; V-8 428 ENG.				Pressure; Eng. VIN F.....	71094		
	Pressure.....	70235			Return - Cooler To Pump.....			★10"
	Return.....	≠80154	★18"	39859	Return - From Gear; W/Cooler.....	91959		
HOSE NUMERICAL	FIREBIRD				V-8 5.7 L ENG.			
	1995				Pressure.....	71094		★10"
	V-6 3.4 L ENG.				Return - Cooler To Pump.....			
	Pressure.....	71796			Return - From Gear; W/Cooler.....	91959		
	Return.....	80047			1988			
REPAIR KITS	V-6 3.8 L ENG.				Pressure.....	71422		★14"
	Pressure.....	80048			Return - Cooler To Pump.....			
	Return.....	80187			Return - From Gear; W/Cooler.....	91959		
	V-8 5.7 L ENG.				V-8 5.0 L ENG.			
	Pressure.....	71797			Pressure; Eng. VIN E; W/A.C.....	71422		
	Return.....	91803			Pressure; Eng. VIN E; W/O A.C.....	71094		
KIT NUMERICAL	1994-1993				Pressure; Eng. VIN F.....	71094		
	V-6 3.4 L ENG.				Return - Cooler To Pump.....			★10"
	Pressure.....	71796			Return - From Gear; W/Cooler.....	91959		
	Return.....	80047			1987			
	V-6 2.8 L ENG.				V-6 2.8 L ENG.			
	Pressure.....	71275			Pressure.....	71275		
	Return.....				Return.....			★14"

* Cut From C.P.E. 3/8" I.D. Hose: 71350 (48"), 81352 (25").
 † Cut From S.A.E. 11/32" I.D. Hose: 80062 (12"), 80063 (24"), 80064 (36"), 81353 (25").
 ★ Cut From S.A.E. 3/8" I.D. Hose: 71224 (24"), 71236 (36"), 71206 (48"), 81206 (25"). May Also Use 3/8" C.P.E.
 † Cut From S.A.E. 5/8" I.D. Hose: 71351 (36").
 □ Cut From 1/2" I.D. Suction Hose: 71296 (36"), 81354 (10').
 † Cut From 5/8" I.D. Suction Hose: 71207 (42"), 81355 (10').
 * Cut From 3/4" I.D. Suction Hose: 71297 (36"), 81356 (10').
 ☆ See Page A14 For Pump or Gear Identification.

② Two Required.
 ③ Three Required.
 ④ Four Required.
 † Cut To Fit.
 * Replaces Both Upper and Lower Hose.
 † 252660 Adaptor Required For Some Models.
 † See Page A6 For Installation Procedure.

Power Steering Hose for Passenger Cars

Application	Assembly Number	Multi-Use Hose	End Fitting	Application	Assembly Number	Multi-Use Hose	End Fitting
PONTIAC - Continued				PONTIAC - Continued			
FIREBIRD - Continued				FIREBIRD - Continued			
1987 - Continued				1984-1983 - Continued			
V-8 5.0 L ENG.				V-8 5.0 L ENG.			
Pressure; W/Fuel Inj.	71122			Pressure	71122		
Pressure - From Pump; W/O Fuel Inj.; W/A.C.	70403			Return - Cooler To Pump		*15"	
Pressure - From Pump; W/O Fuel Inj.; W/O A.C.	71122			Return - From Gear; W/Cooler	91959		
Pressure - To Gear; W/O Fuel Inj.	39138		*12"	1982			
Return - Cooler To Pump				4-CYL. 2.5 L ENG.			
Return - From Gear; W/Cooler	91959			Pressure - From Pump; W/A.C.	71222		
V-8 5.7 L ENG.				Pressure - From Pump; W/O A.C.	71221		
Pressure	71122		*12"	Reservoir		✱	*13"
Return - Cooler To Pump				Return			
Return - From Gear; W/Cooler	91959			V-6 2.8 L ENG.			
1986				Pressure; W/A.C.; Early; 1-Piece Hose..	71074		
4-CYL. 2.5 L ENG.				Pressure; W/O A.C.	71074		
Pressure - From Pump	71222		✱	Pressure - Pump To Tee; W/A.C.; Late; 2-Piece Hose	71220		
Reservoir			*13"	Pressure - Tee To Gear; W/A.C.; Late..	71318		*17"
Return - To Pump				Return			
V-6 2.8 L ENG.				V-8 5.0 L ENG.			
Pressure - From Pump	71275			Pressure	71122		*15"
Pressure - To Gear	71318		*14"	Return - Cooler To Pump			
Return - To Pump				Return - From Gear; W/Cooler	91959		
V-8 5.0 L ENG.				1981			
Pressure; W/Fuel Inj.	71122			V-6 3.8 L ENG.			
Pressure - From Pump; W/O Fuel Inj.; W/A.C.	70403			Pressure	71072		*18"
Pressure - From Pump; W/O Fuel Inj.; W/O A.C.	71122			Return			39106
Pressure - To Gear; W/O Fuel Inj.	39138		*12"	V-8 4.3 L ENG.; V-8 4.9 L ENG.			
Return - Cooler To Pump				Pressure	71043		*18"
Return - From Gear; W/Cooler	91959			Return			39107
1985				V-8 4.4 L ENG. (CANADA); V-8 5.0 L ENG.			
4-CYL. 2.5 L ENG.				Pressure	71122		*18"
Pressure - From Pump; W/A.C.	71222			Return			39107
Pressure - From Pump; W/O A.C.	71221			1980			
Reservoir			✱	V-6 3.8 L ENG.			
Return			*13"	Pressure	71072		*18"
V-6 2.8 L ENG.				Return			39107
Pressure; W/O A.C.	71272			V-8 4.3 L ENG.			
Pressure - Pump To Tee; W/A.C.	71275			Pressure	71043		*18"
Pressure - Tee To Gear; W/A.C.	71318		*17"	Return			39106
Return				V-8 4.9 L ENG.			
V-8 5.0 L ENG.				Pressure	71043		*12"
Pressure	71122		*12"	Return			39107
Return - Cooler To Pump				V-8 5.0 L ENG.			
Return - From Gear; W/Cooler	91959			Pressure	71122		*18"
1984-1983				Return			
4-CYL. 2.5 L ENG.				1979			
Pressure - From Pump; W/A.C.	71222			V-6 231 ENG.			
Pressure - From Pump; W/O A.C.	71221			Pressure; W/A.P.	80116		
Reservoir			✱	Pressure; W/O A.P.	70247		
Return			*13"	Return			*
V-6 2.8 L ENG.				V-8 301 ENG.			
Pressure; W/O A.C.	71074			Pressure	80116		
Pressure - Pump To Tee; W/A.C.	71220			Return	✱70177		*15"
Pressure - Tee To Gear; W/A.C.	71318		*18"	V-8 305 ENG.; V-8 350 ENG.			
Return; W/O A.C.			*18"	Pressure	80116		
Return - Pump To Tee; W/A.C.			*18"	Return	✱70551		*20"

* Cut From C.P.E. 3/8" I.D. Hose: 71350 (48"), 81352 (25").
 † Cut From S.A.E. 11/32" I.D. Hose: 80062 (12"), 80063 (24"), 80064 (36"), 81353 (25").
 ★ Cut From S.A.E. 3/8" I.D. Hose: 71224 (24"), 71236 (36"), 71206 (48"), 81206 (25"). May Also Use 3/8" C.P.E.
 ✱ Cut From S.A.E. 5/8" I.D. Hose: 71351 (36").
 □ Cut From 1/2" I.D. Suction Hose: 71296 (36"), 81354 (10').
 ✧ Cut From 5/8" I.D. Suction Hose: 71207 (42"), 81355 (10').
 ✨ Cut From 3/4" I.D. Suction Hose: 71297 (36"), 81356 (10').
 ☆ See Page A14 For Pump or Gear Identification.

② Two Required.
 ③ Three Required.
 ④ Four Required.
 ✱ Cut To Fit.
 ✧ Replaces Both Upper and Lower Hose.
 ▲ 252660 Adaptor Required For Some Models.
 ✱ See Page A6 For Installation Procedure.

SYSTEM PUMP & GEAR IDENT.

SYSTEM & COMPONENT IDENT.

PASS. CARS

LIGHT TRUCKS

MEDIUM/HEAVY TRUCKS

BUSES

HOSE NUMERICAL

REPAIR KITS

KIT NUMERICAL

ILLUSTRATIONS

Power Steering Hose for Passenger Cars

	Application	Assembly Number	Multi-Use Hose	End Fitting	Application	Assembly Number	Multi-Use Hose	End Fitting
SYSTEM PUMP & GEAR IDENT.	PONTIAC - Continued				PONTIAC - Continued			
	FIREBIRD - Continued				FIREBIRD - Continued			
	1979 - Continued				1975 - Continued			
SYSTEM & COMPONENT IDENT.	V-8 400 ENG.				6-CYL. 250 ENG. - Continued			
	Pressure	70260			Pressure; W/O A.C.	70273		
	Return	✗70177	★15"	39859	Return	✗70629	★22"	39859
	V-8 403 ENG.				V-8 350 ENG.; V-8 400 ENG.; V-8 455 ENG.			
	Pressure	80116			Pressure	70260		
	Return	✗70177	★15"	39859	Return	✗70629	★20"	39859
	1978				1974-1973			
	V-6 231 ENG.				6-CYL. 250 ENG.			
	Pressure; W/A.P.	80116			Pressure	71058		
	Pressure; W/O A.P.	70247			Return	✗70629	★22"	39859
PASS. CARS	Return; W/A.P.	✗70629	★14"	39859	V-8 350 ENG.; V-8 400 ENG.; V-8 455 ENG.			
	Return; W/O A.P.	✗70177	★20"	39135	Pressure	70260		
	V-8 305 ENG.; V-8 350 ENG.				Return	✗70629	★20"	39859
	Pressure	80116			1972-1971			
	Return	✗70551	★20"	39135	6-CYL. 250 ENG.			
	V-8 400 ENG.				Pressure	71058		
	Pressure	70260			Return	✗70177	★22"	39859
LIGHT TRUCKS	Return	✗70177	★12"	39859	V-8 350 ENG.; V-8 400 ENG.; V-8 455 ENG.			
	V-8 403 ENG.				Pressure	70260		
	Pressure	80116			Return	✗70177	★20"	39859
	Return	✗70551	★20"	39135	1970			
	1977				6-CYL. 250 ENG.			
	V-6 231 ENG.				Pressure	71058		
	Pressure; W/A.P.	80116			Return	✗70177	★22"	39859
	Pressure; W/O A.P.	70247			V-8 350 ENG.; V-8 400 ENG.			
	Return; W/A.P.	✗70177	★14"	39859	Pressure	70265		
	Return; W/O A.P.	✗70177	★16"	39859	Return		★22"	
	V-8 301 ENG.; V-8 403 ENG.				1969-1968			
	Pressure	80116			6-CYL. 250 ENG.			
	Return	✗70177	★14"	39859	Pressure	70225		
	V-8 305 ENG.				Return	✗70629	★22"	39859
	Pressure	80116			V-8 350 ENG.; V-8 400 ENG.			
	Return	✗70551	★15"	39135	Pressure	70235		
	V-8 350 ENG.				Return		★18"	
	Pressure	70260			1967			
	Return; Eng. VIN P	✗70518	★14"	39859	6-CYL. 230 ENG.			
	Return; Eng. VIN R	✗70177	★14"	39859	Pressure	70225		
	V-8 400 ENG.				Return	✗70629	★18"	39859
	Pressure	70260			V-8 326 ENG.; V-8 400 ENG.			
	Return	✗70177	★14"	39859	Pressure	70235		
	1976				Return	✗80154	★18"	39859
	6-CYL. 250 ENG.				GRAND AM			
	Pressure; W/A.P.	80133			1995			
	Pressure; W/O A.P.	80132			4-CYL. 2.3 L ENG.			
	Return	✗70629	★12"	39859	Pressure	80041		
	V-8 350 ENG.; V-8 400 ENG.				Return - From Gear	71413		
	Pressure	70260			V-6 3.1 L ENG.			
	Return	✗70629	★16"	39859	Pressure - From Pump; W/Electronic			
	V-8 455 ENG.				Variable Assist; W/Alt. Cool. Duct			
	Pressure	70260			(KC2)	80304		
	Return	✗70629	★20"	39859				
	1975							
	6-CYL. 250 ENG.							
	Pressure; W/A.C.; W/A.P.	80133						
	Pressure; W/A.C.; W/O A.P.	80132						

- * Cut From C.P.E. 3/8" I.D. Hose: 71350 (48"), 81352 (25').
- † Cut From S.A.E. 11/32" I.D. Hose: 80062 (12"), 80063 (24"), 80064 (36"), 81353 (25').
- ★ Cut From S.A.E. 3/8" I.D. Hose: 71224 (24"), 71236 (36"), 71206 (48"), 81206 (25'). May Also Use 3/8" C.P.E.
- ♣ Cut From S.A.E. 5/8" I.D. Hose: 71351 (36").
- Cut From 1/2" I.D. Suction Hose: 71296 (36"), 81354 (10').
- ♠ Cut From 5/8" I.D. Suction Hose: 71207 (42"), 81355 (10').
- ✱ Cut From 3/4" I.D. Suction Hose: 71297 (36"), 81356 (10').
- ☆ See Page A14 For Pump or Gear Identification.

- Ⓜ Two Required.
- Ⓝ Three Required.
- Ⓞ Four Required.
- ✗ Cut To Fit.
- ⊗ Replaces Both Upper and Lower Hose.
- ▲ 252660 Adaptor Required For Some Models.
- ♣ See Page A6 For Installation Procedure.

Power Steering Hose for Passenger Cars

Application	Assembly Number	Multi-Use Hose	End Fitting	Application	Assembly Number	Multi-Use Hose	End Fitting
PONTIAC - Continued				PONTIAC - Continued			
GRAND AM - Continued				GRAND AM - Continued			
1995 - Continued				1991			
V-6 3.1 L ENG. - Continued				4-CYL. 2.3 L ENG.			
Pressure - From Pump; W/Electronic Variable Assist; W/O Alt. Cool. Duct (KC2)	80303			Pressure	71795		
Pressure - From Pump; W/O Electronic Variable Assist; W/Alt. Cool. Duct (KC2)	91957			Return	71413		
Pressure - From Pump; W/O Electronic Variable Assist; W/O Alt. Cool. Duct.	80224			4-CYL. 2.5 L ENG.			
Pressure - To Gear	71780			Pressure	71410		
Return - From Gear; W/Alt. Cool. Duct (KC2)	80042			Return	≧70442		
Return - From Gear; W/O Alt. Cool. Duct (KC2)	≧70442			1990			
1994				4-CYL. 2.3 L ENG.			
4-CYL. 2.3 L ENG.				Pressure	71431		
Pressure; W/Auto. Trans.	80040			Return	71413		
Pressure; W/Man. Trans.; W/Electronic Variable Assist; Pressure fitting of pump is equipped with an electronic sender on vehicles with variable assist.	80044			4-CYL. 2.5 L ENG.			
Pressure; W/Man. Trans.; W/O Electronic Variable Assist	80040			Pressure	71410		
Return	71413			Return	≧70442		
V-6 3.1 L ENG.				1989			
Pressure - From Pump	80224			4-CYL. 2.0 L ENG.			
Pressure - To Gear	71780			Pressure	71400		
Return; W/O Cooler	≧70442			Reservoir	80163		
Return - Cooler To Pump		*36"		Return	70410		
Return - Gear To Cooler	≧70442			4-CYL. 2.3 L ENG.			
1993				Pressure	71403		
4-CYL. 2.3 L ENG.				Return	71413		
Pressure; W/Electronic Variable Assist; Pressure fitting of pump is equipped with an electronic sender on vehicles with variable assist.	71785			4-CYL. 2.5 L ENG.			
Pressure; W/O Electronic Variable Assist	71793			Pressure	71410		
Return	71413			Return	≧70442		
V-6 3.3 L ENG.				1988			
Pressure - From Pump	80227			4-CYL. 2.0 L ENG.			
Pressure - To Gear	71800			Pressure; Early	71271		
Return - Cooler To Pump		*26"		Pressure; Late	71406		
Return - Gear To Cooler	≧70442			Reservoir	80163		
1992				Return - Cooler To Reservoir		*36"	
4-CYL. 2.3 L ENG.				Return - Gear To Cooler	91649		
Pressure; W/Electronic Variable Assist; Pressure fitting of pump is equipped with an electronic sender on vehicles with variable assist.	71785			4-CYL. 2.3 L ENG.			
Pressure; W/O Electronic Variable Assist	71793			Pressure	71401		
Return	71413			Return	71413		
V-6 3.3 L ENG.				4-CYL. 2.5 L ENG.			
Pressure - From Pump	80227			Pressure - From Pump	71407		
Pressure - To Gear	71800			Return; W/O Cooler	≧70442		
Return - Cooler To Pump		*26"		Return - Cooler To Reservoir		*	
Return - Cooler Tube; W/Cooler	91938			Return - Gear To Cooler	91649		
Return - Gear To Cooler	91649			1987			
				4-CYL. 2.0 L ENG.			
				Pressure	71271		
				Reservoir	80163		
				Return - Cooler To Reservoir		*36"	
				Return - Gear To Cooler	91649		
				4-CYL. 2.5 L ENG.			
				Pressure - From Pump	71407		
				Return; W/O Cooler	≧70442		
				Return - Cooler To Reservoir		*24"	
				Return - Gear To Cooler	91649		
				V-6 3.0 L ENG.			
				Pressure - To Gear	71271		
				Return - Cooler To Reservoir		*	
				Return - Cooler Tube; W/Cooler	91938		
				Return - Gear To Cooler	91649		

SYSTEM PUMP & GEAR IDENT.
SYSTEM & COMPONENT IDENT.
PASS. CARS
LIGHT TRUCKS
MEDIUM/HEAVY TRUCKS
BUSES
HOSE NUMERICAL
REPAIR KITS
KIT NUMERICAL
ILLUSTRATIONS

* Cut From C.P.E. 3/8" I.D. Hose: 71350 (48"), 81352 (25').
 † Cut From S.A.E. 11/32" I.D. Hose: 80062 (12"), 80063 (24"), 80064 (36"), 81353 (25').
 ★ Cut From S.A.E. 3/8" I.D. Hose: 71224 (24"), 71236 (36"), 71206 (48"), 81206 (25'). May Also Use 3/8" C.P.E.
 ♣ Cut From S.A.E. 5/8" I.D. Hose: 71351 (36").
 □ Cut From 1/2" I.D. Suction Hose: 71296 (36"), 81354 (10').
 ❖ Cut From 5/8" I.D. Suction Hose: 71207 (42"), 81355 (10').
 * Cut From 3/4" I.D. Suction Hose: 71297 (36"), 81356 (10').
 ☆ See Page A14 For Pump or Gear Identification.

Ⓜ Two Required.
 Ⓝ Three Required.
 Ⓞ Four Required.
 ≧ Cut To Fit.
 Ⓢ Replaces Both Upper and Lower Hose.
 ▲ 252660 Adaptor Required For Some Models.
 ♣ See Page A6 For Installation Procedure.

Power Steering Hose for Passenger Cars

	Application	Assembly Number	Multi-Use Hose	End Fitting	Application	Assembly Number	Multi-Use Hose	End Fitting
SYSTEM PUMP & GEAR IDENT.	PONTIAC - Continued				PONTIAC - Continued			
SYSTEM & COMPONENT IDENT.	GRAND AM - Continued				GRAND AM - Continued			
PASS. CARS	1986				1978 - Continued			
	4-CYL. 2.5 L ENG.				V-8 305 ENG.			
	Pressure - From Pump.....	71269			Pressure	80116		
	Return; W/Auto. Trans.....	70441			Return	≧70551	★20"	39135
	Return - Cooler To Pump; W/Man. Trans.; Late.....		★24"		1975			
	Return - Cooler Tube; W/Cooler.....	91938			V-8 350 ENG.; V-8 400 ENG.; V-8 455 ENG.			
	Return - Gear To Cooler; W/Man. Trans.; Late.....	91648			Pressure	70272		
	Return - Gear To Pipe; W/Man. Trans.; Early	71320			Return	≧70629	★17"	39859
	Return - Pipe To Cooler; W/Man. Trans.; Early.....		★12"		1974			
	V-6 3.0 L ENG.				V-8 400 ENG.; V-8 455 ENG.			
	Pressure - To Gear.....	71267			Pressure	70272		
	Return - Cooler To Reservoir.....		*		Return	≧70629	★17"	39859
	Return - Cooler Tube; W/Cooler.....	91938			1973			
	Return - Gear To Cooler; Early.....	71320			V-8 350 ENG.; V-8 400 ENG.; V-8 455 ENG.			
	Return - Gear To Cooler; Late.....	91648			Pressure	70272		
					Return	≧70629	★17"	39859
LIGHT TRUCKS	1985				GRAND LEMANS			
	4-CYL. 2.5 L ENG.				1983			
	Pressure - From Pump.....	71269			V-6 3.8 L ENG. (CANADA)			
	Return; W/Auto. Trans.....	70441			Pressure	80138		
	Return; W/Man. Trans.; Early.....	70441			Return		★13"	
	Return - Cooler To Pump; W/Man. Trans.; Late.....		★12"		V-8 5.0 L ENG. (CANADA)			
	Return - Cooler Tube; W/Cooler.....	91938			Pressure	71074		
	Return - Gear To Cooler; W/Man. Trans.; Late.....	71320			Return		★13"	
	V-6 3.0 L ENG.				V-8 5.7 L DIESEL ENG. (CANADA)			
	Pressure - To Gear.....	71267			Pressure - Hydroboost To Gear.....	71226		
	Return - Cooler To Reservoir.....		★15"		Pressure - Pump To Hydroboost.....	71225		
	Return - Cooler Tube; W/Cooler.....	91938			Return - Gear To Pump.....		★18"	
	Return - Gear To Cooler.....	71320			Return - Hydroboost To Pump.....		★48"	
MEDIUM/HEAVY TRUCKS	1980				1982			
	V-8 4.9 L ENG.				V-6 3.8 L ENG. (CANADA); V-6 4.1 L ENG. (CANADA)			
	Pressure	71043			Pressure	80138		
	Return		★14"	39107	Return		★13"	
	V-8 5.0 L ENG.				V-8 4.4 L ENG. (CANADA)			
	Pressure	71074			Pressure	71074		
	Return		★18"		Return		★12"	
	1979				V-8 5.0 L ENG. (CANADA)			
	V-6 231 ENG.				Pressure			
	Pressure; W/A.P.....	80137			Return	71043		★12"
	Pressure; W/O A.P.....	70247			V-8 5.7 L DIESEL ENG. (CANADA)			
	Return	≧70177	★18"	39859	Pressure - Hydroboost To Gear.....	71226		
	V-8 301 ENG.				Pressure - Pump To Hydroboost.....			
	Pressure	80116			Return - Gear To Pump.....	71225		★18"
	Return	≧70518	★15"	39859	Return - Hydroboost To Pump.....		★48"	
	V-8 305 ENG.				1981			
	Pressure; W/A.C.....	80141			V-6 3.8 L ENG.			
	Pressure; W/O A.C.	70265			Pressure	71042		
	Return	≧70629	★18"	39859	Return		★20"	
	1978				V-8 4.3 L ENG.			
	V-8 301 ENG.				Pressure			
	Pressure	80116			Return		★18"	39107
	Return	≧70177	★12"	39859				

ILLUSTRATIONS

* Cut From C.P.E. 3/8" I.D. Hose: 71350 (48"), 81352 (25').
 † Cut From S.A.E. 11/32" I.D. Hose: 80062 (12"), 80063 (24"), 80064 (36"), 81353 (25').
 ★ Cut From S.A.E. 3/8" I.D. Hose: 71224 (24"), 71236 (36"), 71206 (48"), 81206 (25'). May Also Use 3/8" C.P.E.
 ❖ Cut From S.A.E. 5/8" I.D. Hose: 71351 (36").
 □ Cut From 1/2" I.D. Suction Hose: 71296 (36"), 81354 (10').
 ❖ Cut From 5/8" I.D. Suction Hose: 71207 (42"), 81355 (10').
 * Cut From 3/4" I.D. Suction Hose: 71297 (36"), 81356 (10').
 ☆ See Page A14 For Pump or Gear Identification.

② Two Required.
 ③ Three Required.
 ④ Four Required.
 ≧ Cut To Fit.
 * Replaces Both Upper and Lower Hose.
 ▲ 252660 Adaptor Required For Some Models.
 ❖ See Page A6 For Installation Procedure.

Power Steering Hose for Passenger Cars

Application	Assembly Number	Multi-Use Hose	End Fitting	Application	Assembly Number	Multi-Use Hose	End Fitting	
PONTIAC - Continued				PONTIAC - Continued				SYSTEM PUMP & GEAR IDENT.
GRAND LEMANS - Continued				GRAND LEMANS - Continued				
1981 - Continued				1977 - Continued				SYSTEM & COMPONENT IDENT.
V-8 4.4 L ENG. (CANADA); V-8 4.9 L ENG.; V-8 5.0 L ENG. (CANADA)				V-8 301 ENG.				
Pressure	71074			Pressure	80116			
Return		*18"	39107	Return	<70518	★14"	39859	
1980				V-8 305 ENG.; V-8 400 ENG.; V-8 403 ENG.				PASS. CARS
V-6 3.8 L ENG.				V-8 350 ENG.				
Pressure; Eng. VIN K	71043			Pressure	80116			
Pressure; W/A.P.; Eng. VIN A	71072			Return; Eng. VIN L	<70551	★15"	39135	
Pressure; W/O A.P.; W/Flared Fitting; Eng. VIN A	70265			Return; Eng. VIN P	<70518	★14"	39859	
Pressure; W/O A.P.; W/O-Ring Fitting; Eng. VIN A	71042			Return; Eng. VIN R	<70177	★14"	39859	
Return		*19"		1976				
V-8 4.3 L ENG.				6-CYL. 250 ENG.				LIGHT TRUCKS
Pressure	71043			Pressure; W/A.P.	80133			
Return		*18"	39106	Pressure; W/O A.P.	70272			
V-8 4.4 L ENG. (CANADA)				V-8 260 ENG.; V-8 305 (CANADA) ENG.; V-8 350 ENG.; V-8 400 ENG.; V-8 455 ENG.				
Pressure	71074			Return	<70629	★12"	39859	
Return		*18"		1975				
V-8 4.9 L ENG.				6-CYL. 250 ENG.				MEDIUM/HEAVY TRUCKS
Pressure	71043			Pressure; W/A.P.	70279			
Return		*14"	39107	Pressure; W/O A.P.	70257			
V-8 5.0 L ENG.				V-8 350 ENG.; V-8 400 ENG.; V-8 455 ENG.				
Pressure	71074			Return		★		
Return		*18"		Pressure	70272			
1979				GRAND PRIX				
V-6 231 ENG.				1995				
Pressure; Coupe; Sedan; W/A.P.	80137			V-6 3.1 L ENG.				
Pressure; Coupe; Sedan; W/O A.P.	70247			Pressure; W/Electronic Variable Assist; Pressure fitting of pump is equipped with an electronic sender on vehicles with variable assist				
Pressure; Station Wagon	71042			Return				
Return	<70177	★18"	39859	Pressure; W/O Electronic Variable Assist				
V-8 301 ENG.				Return - From Gear; W/Cooler				
Pressure	80116			Return - Pipe To Pump; W/Cooler				
Return	<70518	★15"	39859	V-6 3.4 L ENG.				
V-8 305 ENG.; V-8 350 ENG.				Pressure; W/Electronic Variable Assist; Pressure fitting of pump is equipped with an electronic sender on vehicles with variable assist				
Pressure; W/A.C.	80141			Return				
Pressure; W/O A.C.	70260			Return - Cooler To Pipe				
Return	<70629	★18"	39859	Return - From Gear; W/Cooler				
1978				Return - Pipe To Pump; W/Cooler				
V-6 231 ENG.				1994				
Pressure; W/A.P.	80137			V-6 3.1 L ENG.				
Pressure; W/O A.P.	70247			Pressure				
Return	<70177	★18"	39859	Return - From Gear; W/Cooler				
V-8 305 ENG.; V-8 350 ENG.				Return - Pipe To Pump; W/Cooler				
Pressure	80116			Pressure				
Return	<70518	★20"	39135	Return - From Gear; W/Cooler				
1977				Return - Pipe To Pump; W/Cooler				
6-CYL. 250 (CANADA) ENG.				1994				
Pressure; W/A.P.	80137			V-6 3.1 L ENG.				
Pressure; W/O A.P.	70247			Pressure				
Return		★19"		Return - From Gear; W/Cooler				
V-6 231 ENG.				Return - Pipe To Pump; W/Cooler				
Pressure; W/A.P.	80137			Pressure				
Pressure; W/O A.P.	70247			Return - From Gear; W/Cooler				
Return	<70177	★18"	39859	Return - Pipe To Pump; W/Cooler				

* Cut From C.P.E. 3/8" I.D. Hose: 71350 (48"), 81352 (25').
 † Cut From S.A.E. 11/32" I.D. Hose: 80062 (12"), 80063 (24"), 80064 (36"), 81353 (25').
 ★ Cut From S.A.E. 3/8" I.D. Hose: 71224 (24"), 71236 (36"), 71206 (48"), 81206 (25'). May Also Use 3/8" C.P.E.
 ❖ Cut From S.A.E. 5/8" I.D. Hose: 71351 (36").
 □ Cut From 1/2" I.D. Suction Hose: 71296 (36"), 81354 (10').
 ❖ Cut From 5/8" I.D. Suction Hose: 71207 (42"), 81355 (10').
 * Cut From 3/4" I.D. Suction Hose: 71297 (36"), 81356 (10').
 ☆ See Page A14 For Pump or Gear Identification.

Ⓜ Two Required.
 Ⓝ Three Required.
 Ⓞ Four Required.
 < Cut To Fit.
 Ⓢ Replaces Both Upper and Lower Hose.
 Ⓜ 252660 Adaptor Required For Some Models.
 ❖ See Page A6 For Installation Procedure.

SYSTEM PUMP & GEAR IDENT.

SYSTEM & COMPONENT IDENT.

PASS. CARS

LIGHT TRUCKS

MEDIUM/HEAVY TRUCKS

BUSES

HOSE NUMERICAL

REPAIR KITS

KIT NUMERICAL

ILLUSTRATIONS

Power Steering Hose for Passenger Cars

	Application	Assembly Number	Multi-Use Hose	End Fitting	Application	Assembly Number	Multi-Use Hose	End Fitting
SYSTEM PUMP & GEAR IDENT.	PONTIAC - Continued				PONTIAC - Continued			
	GRAND PRIX - Continued				GRAND PRIX - Continued			
	1994 - Continued				1987 - Continued			
	V-6 3.4 L ENG.				V-6 4.3 L ENG.			
	Pressure	91808			Pressure; W/A.C.	70419		
SYSTEM & COMPONENT IDENT.	Return - Cooler To Pipe		*12"		Pressure; W/O A.C.	71043		
	Return - From Gear; W/Cooler	91911			Return		*12"	
	Return - Pipe To Pump; W/Cooler		*6"					
	1993-1992				V-8 5.0 L ENG.			
	V-6 3.1 L ENG.				Pressure; W/O A.C.			
	Pressure	91709			Pressure - Pump To Tee; W/A.C.	71074		
	Return - Cooler To Pipe		*12"		Pressure - Tee To Gear; W/A.C.	70404		
	Return - From Gear; W/Cooler	91911			Return; W/O A.C.	39138		*11"
	Return - Pipe To Pump; W/Cooler		*3"		Return - Pump To Tee; W/A.C.			*12"
PASS. CARS	V-6 3.4 L ENG.				1986			
	Pressure	91708			V-6 3.8 L ENG.			
	Return - Cooler To Pipe		*12"		Pressure	80138		
	Return - From Gear; W/Cooler	91911			Return		*13"	
	Return - Pipe To Pump; W/Cooler		*6"		V-6 4.3 L ENG.			
	1991				Pressure; W/A.C.			
	4-CYL. 2.3 L ENG.				Pressure; W/O A.C.			
	Pressure	71552			Return	70419		
	Return	71413			Return	71043		*12"
LIGHT TRUCKS	V-6 3.1 L ENG.				V-8 5.0 L ENG.			
	Pressure	91709			Pressure; W/O A.C.	71074		
	Return - Cooler To Pipe		*12"		Pressure - Pump To Tee; W/A.C.	70404		
	Return - From Gear; W/Cooler	91911			Pressure - Tee To Gear; W/A.C.	39138		*11"
	Return - Pipe To Pump; W/Cooler		*3"		Return; W/O A.C.			*9"
	V-6 3.4 L ENG.				1985			
	Pressure	91708			V-6 3.8 L ENG.			
	Return - Cooler To Pipe		*12"		Pressure	80138		
	Return - From Gear; W/Cooler	91911			Return		*13"	
	Return - Pipe To Pump; W/Cooler		*6"		V-8 5.0 L ENG.			
	1990				Pressure			
	4-CYL. 2.3 L ENG.				Return			
	Pressure	71552			1984-1983			
	Return	71413			V-6 3.8 L ENG.			
	V-6 3.1 L ENG.				Pressure			
	Pressure	91662			Return	80138		*13"
	Return - Cooler To Pipe		*12"		V-8 5.0 L ENG.			
	Return - From Gear; W/Cooler	91805			Pressure	71074		
	Return - Pipe To Pump; W/Cooler		*4"		Return		*13"	
	1989				V-8 5.7 L DIESEL ENG.			
	V-6 2.8 L ENG.; V-6 3.1 L ENG.				Pressure - Hydroboost To Gear			
	Pressure	91662			Pressure - Pump To Hydroboost	71226		
	Return - Cooler To Pipe		*12"		Return - Gear To Pump	71225		*18"
	Return - From Gear; W/Cooler	91805			Return - Hydroboost To Pump			*48"
	Return - Pipe To Pump; W/Cooler		*4"		1982			
	1988				V-6 3.8 L ENG.; V-6 4.1 L ENG.			
	V-6 2.8 L ENG.				Pressure			
	Pressure	91662			Return	80138		*13"
	Return - Cooler To Pipe		*12"		V-8 4.4 L ENG. (CANADA)			
	Return - From Gear; W/Cooler	91805			Pressure	71074		
	Return - Pipe To Pump; W/Cooler		*4"		Return		*12"	
	1987				V-8 5.7 L DIESEL ENG.			
	V-6 3.8 L ENG.				Pressure - Hydroboost To Gear			
	Pressure	80138			Pressure - Pump To Hydroboost	71226		
	Return		*13"		Return - Gear To Pump	71225		*18"
					Return - Hydroboost To Pump			*48"

- * Cut From C.P.E. 3/8" I.D. Hose: 71350 (48"), 81352 (25').
- † Cut From S.A.E. 11/32" I.D. Hose: 80062 (12"), 80063 (24"), 80064 (36"), 81353 (25').
- ★ Cut From S.A.E. 3/8" I.D. Hose: 71224 (24"), 71236 (36"), 71206 (48"), 81206 (25'). May Also Use 3/8" C.P.E.
- ♣ Cut From S.A.E. 5/8" I.D. Hose: 71351 (36").
- Cut From 1/2" I.D. Suction Hose: 71296 (36"), 81354 (10').
- ♠ Cut From 5/8" I.D. Suction Hose: 71207 (42"), 81355 (10').
- ✱ Cut From 3/4" I.D. Suction Hose: 71297 (36"), 81356 (10').
- ☆ See Page A14 For Pump or Gear Identification.

- Ⓜ Two Required.
- Ⓝ Three Required.
- Ⓞ Four Required.
- Ⓟ Cut To Fit.
- Ⓠ Replaces Both Upper and Lower Hose.
- Ⓡ 252660 Adaptor Required For Some Models.
- ♣ See Page A6 For Installation Procedure.

Power Steering Hose for Passenger Cars

Application	Assembly Number	Multi-Use Hose	End Fitting	Application	Assembly Number	Multi-Use Hose	End Fitting
PONTIAC - Continued				PONTIAC - Continued			
GRAND PRIX - Continued				GRAND PRIX - Continued			
1981				1977 - Continued			
V-6 3.8 L ENG.				V-8 301 ENG.; V-8 400 ENG. - Continued			
Pressure	71072			Return	☞70518	★14"	39859
Return		☛24"	39107	V-8 350 ENG.			
V-8 4.3 L ENG.				Pressure	80116		
Pressure	71043			Return; Eng. VIN P	☞70518	★14"	39859
Return		☛18"	39107	Return; Eng. VIN R	☞70177	★14"	39859
V-8 4.4 L ENG. (CANADA)				V-8 403 ENG.			
Pressure	71074			Pressure	80116		
Return		☛18"	39107	Return	☞70177	★14"	39859
V-8 5.7 L DIESEL ENG.				1976			
Pressure - Hydroboost To Gear; OE design change from a pressure pipe to a pressure hose. Use hose listed as replacement part	71190			V-8 350 ENG.; V-8 400 ENG.; V-8 455 ENG.			
Pressure - Pump To Hydroboost	71084			Pressure	70272		
Return - Gear To Pump		☛18"		Return	☞70629	★14"	39859
Return - Hydroboost To Pump		☛48"		1975-1973			
1980				V-8 400 ENG.; V-8 455 ENG.			
V-6 3.8 L ENG.				Pressure	70272		
Pressure; W/A.P.	71072			Return	☞70629	★17"	39859
Pressure; W/O A.P.; W/Flared Fitting	70247			1972-1971			
Pressure; W/O A.P.; W/O-Ring Fitting ...	71043			V-8 400 ENG.; V-8 455 ENG.			
Return		☛19"		Pressure	70260		
V-8 4.3 L ENG.; V-8 4.9 L ENG.				Return	☞70177	★20"	39859
Pressure	71043			1970			
Return		☛18"	39106	V-8 400 ENG.; V-8 455 ENG.			
V-8 5.0 L ENG.				Pressure	80110		
Pressure	71074			Return	☞80154	★22"	39859
Return		☛18"		1969			
1979				V-8 400 ENG.; V-8 428 ENG.			
V-6 231 ENG.				Pressure	80110		
Pressure; W/A.P.	80137			Return	☞80154	★22"	39859
Pressure; W/O A.P.	70247			1968			
Return	☞70177	★18"	39859	V-8 400 ENG.; V-8 428 ENG.			
V-8 301 ENG.				Pressure	70242		
Pressure	80116			Return	☞70551	★	39135
Return	☞70518	★15"	39859	1967			
V-8 305 ENG.				V-8 400 ENG.; V-8 428 ENG.			
Pressure; W/A.C.	80141			Pressure	70235		
Pressure; W/O A.C.	70260			Return	☞70551	★	39135
Return	☞70629	★18"	39859	1966-1964			
1978				V-8 389 ENG.; V-8 421 ENG.			
V-6 231 ENG.				Pressure	71308		
Pressure; W/A.P.	80137			Return	☞70551	★	39135
Pressure; W/O A.P.	70247			1963			
Return	☞70177	★18"	39859	V-8 389 ENG.; V-8 421 ENG.			
V-8 301 ENG.				Return	☞70551	★	39135
Pressure	80116			1962			
Return	☞70518	★15"	39135	V-8 389 ENG.			
V-8 305 ENG.				Return	☞70551	★	39135
Pressure	80116			1977			
Return	☞70551	★20"	39135	V-8 301 ENG.; V-8 400 ENG.			
1977				Pressure	80116		
V-8 301 ENG.; V-8 400 ENG.							

SYSTEM PUMP & GEAR IDENT.

SYSTEM & COMPONENT IDENT.

PASS. CARS

LIGHT TRUCKS

MEDIUM/HEAVY TRUCKS

BUSES

HOSE NUMERICAL

REPAIR KITS

KIT NUMERICAL

ILLUSTRATIONS

☛ Cut From C.P.E. 3/8" I.D. Hose: 71350 (48"), 81352 (25').
 † Cut From S.A.E. 11/32" I.D. Hose: 80062 (12"), 80063 (24"), 80064 (36"), 81353 (25').
 ★ Cut From S.A.E. 3/8" I.D. Hose: 71224 (24"), 71236 (36"), 71206 (48"), 81206 (25'). May Also Use 3/8" C.P.E.
 ♣ Cut From S.A.E. 5/8" I.D. Hose: 71351 (36").
 □ Cut From 1/2" I.D. Suction Hose: 71296 (36"), 81354 (10').
 ♠ Cut From 5/8" I.D. Suction Hose: 71207 (42"), 81355 (10').
 ✱ Cut From 3/4" I.D. Suction Hose: 71297 (36"), 81356 (10').
 ☆ See Page A14 For Pump or Gear Identification.

Ⓜ Two Required.
 Ⓝ Three Required.
 Ⓞ Four Required.
 ☞ Cut To Fit.
 ☛ Replaces Both Upper and Lower Hose.
 ▲ 252660 Adaptor Required For Some Models.
 ♣ See Page A6 For Installation Procedure.

Power Steering Hose for Passenger Cars

	Application	Assembly Number	Multi-Use Hose	End Fitting	Application	Assembly Number	Multi-Use Hose	End Fitting
SYSTEM PUMP & GEAR IDENT.	PONTIAC - Continued				PONTIAC - Continued			
	GRAND SAFARI				GRANDVILLE - Continued			
	1978				1973			
SYSTEM & COMPONENT IDENT.	V-8 301 ENG.				V-8 400 ENG.; V-8 455 ENG.			
	Pressure	80116			Pressure	70272		
	Return	✕70177	★12"	39859	Return	✕70629	★17"	39859
	V-8 305 (CANADA) ENG.				1972			
	Pressure	80116			V-8 455 ENG.			
	Return	✕70518	★20"	39135	Pressure	70260		
	V-8 350 ENG.				Return	✕70629	★20"	39859
	Pressure; Eng. VIN R	80116			1971			
	Pressure; Eng. VIN X	70265			V-8 400 ENG.; V-8 455 ENG.			
PASS. CARS	Return	✕70551	★20"	39135	Pressure	70260		
	V-8 400 ENG.				Return	✕70629	★20"	39859
	Pressure	80116			GTO			
	Return	✕70177	★12"	39859	1971			
	V-8 403 ENG.				V-8 400 ENG.; V-8 455 ENG.			
	Pressure	80116			Pressure	70260		
LIGHT TRUCKS	Return	✕70551	★20"	39135	Return	✕70177		
	1977				1970			
	V-8 301 ENG.				V-8 400 ENG.			
	Pressure	80116			Pressure	70206		
	Return	✕70177	★12"	39859	Return	✕70629	★	39859
MEDIUM/HEAVY TRUCKS	V-8 305 ENG.				V-8 455 ENG.			
	Pressure	80116			Pressure	70206		
	Return	✕70518	★20"	39135	Return	✕70629	★22"	39859
	V-8 350 ENG.				1969-1967			
	Pressure	80116			V-8 400 ENG.			
	Return	✕70551	★20"	39135	Pressure	70206		
	V-8 400 ENG.				Return	✕70629	★	39859
	Pressure	80116			1966			
	Return	✕70177	★12"	39859	V-8 389 ENG.			
BUSES	V-8 403 ENG.				Pressure	71308		
	Pressure	80116			Return	✕70629	★	39859
	Return	✕70551	★20"	39135	J2000			
	1976-1973				1982			
	V-8 400 ENG.; V-8 455 ENG.				4-CYL. 1.8 L ENG.			
	Pressure	70272			Pressure - From Pump; Eng. VIN G.....	71181		
	Return	✕70629	★17"	39859	Pressure - From Pump; Eng. VIN O.....	71223		
	1972-1971				Pressure - To Gear.....	71315		
	V-8 400 ENG.; V-8 455 ENG.				Reservoir; Eng. VIN O.....	80163		
	Pressure	70260			Return - Cooler To Reservoir; Eng. VIN			
	Return	✕70629	★20"	39859	G.....		★18"	
REPAIR KITS	GRANDVILLE				Return - Gear To Cooler; Eng. VIN G...			★18"
	1975				Return - Gear To Reservoir; Eng. VIN			★19"
	V-8 400 ENG.; V-8 455 ENG.				O.....			
	Pressure	70272			LAURENTIAN			
	Return	✕70629	★17"	39859	1981			
	1974				V-6 3.8 L ENG. (CANADA)			
	V-8 455 ENG.				Pressure; Early.....	71072		
	Pressure	70272			Pressure; Late.....	80121		
	Return	✕70629	★17"	39859	Return			★15"

ILLUSTRATIONS

* Cut From C.P.E. 3/8" I.D. Hose: 71350 (48"), 81352 (25').
 † Cut From S.A.E. 11/32" I.D. Hose: 80062 (12"), 80063 (24"), 80064 (36"), 81353 (25').
 ★ Cut From S.A.E. 3/8" I.D. Hose: 71224 (24"), 71236 (36"), 71206 (48"), 81206 (25'). May Also Use 3/8" C.P.E.
 ✕ Cut From S.A.E. 5/8" I.D. Hose: 71351 (36").
 □ Cut From 1/2" I.D. Suction Hose: 71296 (36"), 81354 (10').
 ✦ Cut From 5/8" I.D. Suction Hose: 71207 (42"), 81355 (10').
 ✧ Cut From 3/4" I.D. Suction Hose: 71297 (36"), 81356 (10').
 ☆ See Page A14 For Pump or Gear Identification.

② Two Required.
 ③ Three Required.
 ④ Four Required.
 ✕ Cut To Fit.
 ✧ Replaces Both Upper and Lower Hose.
 ▲ 252660 Adaptor Required For Some Models.
 ✦ See Page A6 For Installation Procedure.

Power Steering Hose for Passenger Cars

Application	Assembly Number	Multi-Use Hose	End Fitting	Application	Assembly Number	Multi-Use Hose	End Fitting
PONTIAC - Continued				PONTIAC - Continued			
LAURENTIAN - Continued				LAURENTIAN - Continued			
1981 - Continued				1977			
V-8 4.3 L ENG. (CANADA); V-8 4.4 L ENG. (CANADA); V-8 5.0 L ENG. (CANADA)				V-8 305 (CANADA) ENG.			
Pressure	71043			Pressure	80116		
Return		*20"	39107	Return	≠70551	★15"	39135
V-8 5.7 L DIESEL ENG. (CANADA)				V-8 350 (CANADA) ENG.			
Pressure; Conventional System.....	71043			Pressure	80116		
Pressure - Hydroboost To Gear; Hydroboost System; OE design change from a pressure pipe to a pressure hose. Use hose listed as replacement part.....	71068			Return; Eng. VIN L	≠70551	★15"	39135
Pressure - Pump To Hydroboost; Hydroboost System	71199			Return; Eng. VIN P.....	≠70518	★14"	39859
Return; Conventional System.....		*20"	39107	Return; Eng. VIN R.....	≠70177	★14"	39859
Return - Gear To Pump; Hydroboost System.....		*18"	39106	1976-1974			
Return - Hydroboost To Pump; Hydroboost System		*48"		V-8 350 (CANADA) ENG.; V-8 400 (CANADA) ENG.; V-8 455 (CANADA) ENG.			
1980				V-8 350 (CANADA) ENG.			
V-6 3.8 L ENG. (CANADA)				V-8 350 (CANADA) ENG.			
Pressure; W/A.P.....	71072			Pressure	70272		
Pressure; W/O A.P.; W/Flared Fitting	70247			Return	≠70629	★17"	39859
Pressure; W/O A.P.; W/O-Ring Fitting ...	80121			1973			
Return		*19"		V-8 350 (CANADA) ENG.			
V-8 4.4 L ENG. (CANADA); V-8 5.0 L ENG. (CANADA)				V-8 350 (CANADA) ENG.			
Pressure	71074			Pressure	70272		
Return		*		Return	≠70629	★17"	39859
V-8 5.7 L ENG. (CANADA)				1972-1971			
Pressure; Eng. VIN R	71043			V-8 350 (CANADA) ENG.			
Pressure; Eng. VIN X	71121			Pressure	70260		
Return; Eng. VIN R.....		*12"		Return	≠70629	★20"	39859
Return; Eng. VIN X.....		*		1970			
V-8 5.7 L DIESEL ENG. (CANADA)				V-8 350 (CANADA) ENG.; V-8 400 (CANADA) ENG.; V-8 454 (CANADA) ENG.			
Pressure - Hydroboost To Gear; OE design change from a pressure pipe to a pressure hose. Use hose listed as replacement part.....	71068			Pressure; W/A.C.....	70242		
Pressure - Pump To Hydroboost.....	71089			Pressure; W/O A.C.	70206		
Return - Gear To Pump.....		*18"	39106	Return		★24"	
Return - Hydroboost To Pump		*48"		1969			
1979				6-CYL. 250 (CANADA) ENG.			
V-8 305 (CANADA) ENG.				V-8 327 (CANADA) ENG.; V-8 350 (CANADA) ENG.; V-8 396 (CANADA) ENG.; V-8 427 (CANADA) ENG.			
Pressure	80116			Pressure	70206		
Return	≠70177	★15"	39859	Return		★24"	
V-8 350 (CANADA) ENG.				V-8 327 (CANADA) ENG.; V-8 350 (CANADA) ENG.; V-8 396 (CANADA) ENG.			
Pressure; Eng. VIN R	80116			Pressure; W/A.C.....	70242		
Pressure; Eng. VIN X	70265			Pressure; W/O A.C.	70206		
Return; Eng. VIN R, X.....	≠70551	★20"	39135	Return		★24"	
1978				LEMANS			
V-8 305 (CANADA) ENG.				1993-1991			
Pressure	80116			4-CYL. 1.6 L ENG.			
Return	≠70177	★12"	39859	Pressure	91672		
V-8 350 (CANADA) ENG.				V-8 327 (CANADA) ENG.; V-8 350 (CANADA) ENG.; V-8 396 (CANADA) ENG.			
Pressure; Eng. VIN R	80116			Return		*19"	
Pressure; Eng. VIN X	70265			1990-1989			
Return; Eng. VIN R, X.....	≠70551	★20"	39135	4-CYL. 1.6 L ENG.			
1978				4-CYL. 1.6 L ENG.			
V-8 305 (CANADA) ENG.				4-CYL. 2.0 L ENG.			
Pressure	80116			Pressure	91711		
Return	≠70177	★12"	39859	1988			
V-8 350 (CANADA) ENG.				4-CYL. 1.6 L ENG.			
Pressure; Eng. VIN R	80116			Pressure	91672		
Pressure; Eng. VIN X	70265			1988			
Return; Eng. VIN R, X.....	≠70551	★20"	39135	4-CYL. 1.6 L ENG.			

- * Cut From C.P.E. 3/8" I.D. Hose: 71350 (48"), 81352 (25).
- † Cut From S.A.E. 11/32" I.D. Hose: 80062 (12"), 80063 (24"), 80064 (36"), 81353 (25).
- ★ Cut From S.A.E. 3/8" I.D. Hose: 71224 (24"), 71236 (36"), 71206 (48"), 81206 (25). May Also Use 3/8" C.P.E.
- ♣ Cut From S.A.E. 5/8" I.D. Hose: 71351 (36").
- Cut From 1/2" I.D. Suction Hose: 71296 (36"), 81354 (10').
- ♣ Cut From 5/8" I.D. Suction Hose: 71207 (42"), 81355 (10').
- ✱ Cut From 3/4" I.D. Suction Hose: 71297 (36"), 81356 (10').
- ☆ See Page A14 For Pump or Gear Identification.

- Ⓜ Two Required.
- Ⓝ Three Required.
- Ⓞ Four Required.
- ≠ Cut To Fit.
- ⊗ Replaces Both Upper and Lower Hose.
- ⊕ 252660 Adaptor Required For Some Models.
- ♣ See Page A6 For Installation Procedure.

SYSTEM
PUMP &
GEAR
IDENT.

SYSTEM &
COM-
PONENT
IDENT.

PASS.
CARS

LIGHT
TRUCKS

MEDIUM/
HEAVY
TRUCKS

BUSES

HOSE
NUMER-
ICAL

REPAIR
KITS

KIT
NUMER-
ICAL

ILLUSTRATIONS

Power Steering Hose for Passenger Cars

	Application	Assembly Number	Multi-Use Hose	End Fitting	Application	Assembly Number	Multi-Use Hose	End Fitting		
SYSTEM PUMP & GEAR IDENT.	PONTIAC - Continued				PONTIAC - Continued					
	LEMANS - Continued				LEMANS - Continued					
	1988 - Continued				1978 - Continued					
	4-CYL. 1.6 L ENG. - Continued				V-8 301 ENG.					
		Return		*19"	Pressure	80116				
	SYSTEM & COMPONENT IDENT.	1981				Return	%<70518	★15"	39859	
		V-6 3.8 L ENG.				V-8 305 ENG.; V-8 350 ENG.				
			Pressure	71042		Pressure	80116			
			Return		*20"	Return	%<70518	★20"	39135	
		V-8 4.3 L ENG.; V-8 4.9 L ENG.				1977				
		Pressure	71043		6-CYL. 250 (CANADA) ENG.					
		Return		*18"	39107	Pressure; W/A.P.	80137			
PASS. CARS		V-8 4.4 L ENG. (CANADA); V-8 5.0 L ENG. (CANADA)				Pressure; W/O A.P.	70247			
			Pressure	71074		Return		★19"		
			Return		*18"	39107	V-6 231 ENG.			
	1980				Pressure; W/A.P.	80137				
	V-6 3.8 L ENG.				Pressure; W/O A.P.	70247				
		Pressure; Eng. VIN K	71043		Return	%<70177	★18"	39859		
	LIGHT TRUCKS		Pressure; W/A.P.; Eng. VIN A	71072		V-8 301 ENG.				
			Pressure; W/O A.P.; W/Flared Fitting; Eng. VIN A	70265		Pressure	80116			
			Pressure; W/O A.P.; W/O-Ring Fitting; Eng. VIN A	71042		Return	%<70518	★14"	39859	
			Return		*19"	V-8 305 ENG.				
MEDIUM/HEAVY TRUCKS		V-8 4.3 L ENG.				Pressure	80116			
			Pressure	71043		Return	%<70551	★15"	39135	
			Return		*18"	39106	V-8 350 ENG.			
		V-8 4.4 L ENG. (CANADA)				Pressure	80116			
			Pressure	71074		Return; Eng. VIN L	%<70551	★15"	39135	
			Return		*18"	Return; Eng. VIN P	%<70518	★14"	39859	
	BUSES	V-8 4.9 L ENG.				Return; Eng. VIN R	%<70177	★14"	39859	
			Pressure	71043		V-8 400 ENG.				
			Return		*14"	39107	Pressure	80116		
		V-8 5.0 L ENG.				Return	%<70518	★14"	39859	
		Pressure	71074		V-8 403 ENG.					
		Return		*18"	Pressure	80116				
HOSE NUMERICAL		1979				Return	%<70551	★15"	39135	
		V-6 200 (CANADA) ENG.; V-8 267 (CANADA) ENG.				1976				
			Pressure; W/A.P.	80137		6-CYL. 250 ENG.				
			Pressure; W/O A.P.	70247		Pressure; W/A.P.	80133			
		Return	%<70177	★18"	39859	Pressure; W/O A.P.	70272			
	REPAIR KITS	V-6 231 ENG.				Return	%<70629	★12"	39859	
			Pressure; Coupe; Sedan; W/A.P.	80137		V-8 260 ENG.; V-8 305 (CANADA) ENG.; V-8 350 ENG.; V-8 400 ENG.; V-8 455 ENG.				
			Pressure; Coupe; Sedan; W/O A.P.	70247		Pressure	70272			
			Pressure; Station Wagon	71042		Return		★14"		
			Return	%<70177	★18"	39859	1975			
V-8 301 ENG.				6-CYL. 250 ENG.						
		Pressure	80116		Pressure; W/A.P.	70279				
		Return	%<70518	★15"	39859	Pressure; W/O A.P.	70257			
KIT NUMERICAL		V-8 305 ENG.; V-8 350 ENG.				Return		★		
			Pressure; W/A.C.	80141		V-8 350 ENG.; V-8 400 ENG.				
		Pressure; W/O A.C.	70260		Pressure	70272				
		Return	%<70629	★18"	39859	Return	%<70629	★17"		
	ILLUSTRATIONS	1978				1974				
		V-6 200 (CANADA) ENG.; V-6 231 ENG.				6-CYL. 250 ENG.				
			Pressure; W/A.P.	80137		Pressure	70230			
			Pressure; W/O A.P.	70247		Return	%<70177	★22"		
			Return	%<70177	★18"	39859				

- * Cut From C.P.E. 3/8" I.D. Hose: 71350 (48"), 81352 (25).
- † Cut From S.A.E. 11/32" I.D. Hose: 80062 (12"), 80063 (24"), 80064 (36"), 81353 (25).
- ★ Cut From S.A.E. 3/8" I.D. Hose: 71224 (24"), 71236 (36"), 71206 (48"), 81206 (25). May Also Use 3/8" C.P.E.
- ♣ Cut From S.A.E. 5/8" I.D. Hose: 71351 (36").
- Cut From 1/2" I.D. Suction Hose: 71296 (36"), 81354 (10').
- ♣ Cut From 5/8" I.D. Suction Hose: 71207 (42"), 81355 (10').
- ✱ Cut From 3/4" I.D. Suction Hose: 71297 (36"), 81356 (10').
- ☆ See Page A14 For Pump or Gear Identification.

- Ⓜ Two Required.
- Ⓝ Three Required.
- Ⓞ Four Required.
- Ⓟ Cut To Fit.
- Ⓠ Replaces Both Upper and Lower Hose.
- ▲ 252660 Adaptor Required For Some Models.
- ♣ See Page A6 For Installation Procedure.

Power Steering Hose for Passenger Cars

Application	Assembly Number	Multi-Use Hose	End Fitting	Application	Assembly Number	Multi-Use Hose	End Fitting
PONTIAC - Continued				PONTIAC - Continued			
LEMANS - Continued				PARISIENNE - Continued			
1974 - Continued				1985 - Continued			
V-8 350 ENG.; V-8 400 ENG.; V-8 455 ENG.				V-8 5.0 L ENG. - Continued			
Pressure	70272			Return - Hydroboost To Pump; Hydro-			
Return	✕70629	★17"	39859	boost System		★41"	
1973				V-8 5.7 L DIESEL ENG.			
6-CYL. 250 ENG.				Pressure - Hydroboost To Gear			
Pressure	70235			71226			
Return	✕70177	★22"		Pressure - Pump To Hydroboost	71225		
V-8 350 ENG.; V-8 400 ENG.; V-8 455 ENG.				Return - Gear To Pump			
Pressure	70272			Return - Hydroboost To Pump		★13"	
Return		★17"				★36"	
1972-1971				1984			
6-CYL. 250 ENG.				V-6 3.8 L ENG.			
Pressure	70235			Pressure	80138		
Return	✕70177	★22"	39859	Return		★13"	
V-8 350 ENG.; V-8 400 ENG.; V-8 455 ENG.				V-8 5.0 L ENG.			
Pressure	70260			Pressure; Conventional System	71074		
Return	✕70177	★20"	39859	Pressure - Hydroboost To Gear; Hydro-	71246		
1970				boost System			
6-CYL. 250 ENG.				Pressure - Pump To Hydroboost; Hy-			
Pressure	▲71058			droboost System	71245		
Return	✕70629	★22"	39859	Return; Conventional System		★13"	
V-8 350 ENG.; V-8 400 ENG.				Return - Gear To Pump; Hydroboost			
Pressure	70206			System		★12"	
Return	✕70629	★22"	39859	Return - Hydroboost To Pump; Hydro-		★41"	
PARISIENNE				boost System			
1986				V-8 5.7 L DIESEL ENG.			
V-6 4.3 L ENG.				Pressure - Hydroboost To Gear			
Pressure; W/O A.C.	71043			71226			
Pressure - Pump To Tee; W/A.C.	70409			Pressure - Pump To Hydroboost	71225		
Pressure - Tee To Gear; W/A.C.	39138			Return - Gear To Pump		★13"	
Return; W/O A.C.		*		Return - Hydroboost To Pump		★36"	
Return - Pump To Tee; W/A.C.		*		1983			
V-8 5.0 L ENG.				V-6 3.8 L ENG.			
Pressure; W/O A.C.	71074			Pressure	80138		
Pressure - Pump To Tee; W/A.C.	70404			Return		★13"	
Pressure - Tee To Gear; W/A.C.	39138			V-8 5.0 L ENG.			
Return; W/O A.C.		★12"		Pressure	71074		
Return - Pump To Tee; W/A.C.		★9"		Return		★13"	
1985				V-8 5.7 L DIESEL ENG.			
V-6 3.8 L ENG. (CANADA)				Pressure - Hydroboost To Gear			
Pressure	80138			71226			
Return		★13"		Pressure - Pump To Hydroboost	71225		
V-6 4.3 L ENG.				Return - Gear To Pump			
Pressure	71043			Return - Hydroboost To Pump		★13"	
Return		★13"				★36"	
V-8 5.0 L ENG.				1982			
Pressure; Conventional System	71074			V-6 3.8 L ENG. (CANADA)			
Pressure - Hydroboost To Gear; Hydro-				Pressure	80138		
boost System	71246			Return		★13"	
Pressure - Pump To Hydroboost; Hy-				V-8 4.4 L ENG. (CANADA); V-8 5.0 L ENG. (CANADA)			
droboost System	71245			Pressure	71074		
Return; Conventional System		★13"		Return		★13"	
Return - Gear To Pump; Hydroboost				V-8 5.7 L DIESEL ENG. (CANADA)			
System		★12"		Pressure - Hydroboost To Gear	71226		
				Pressure - Pump To Hydroboost	71225		
				Return - Gear To Pump		★18"	
				Return - Hydroboost To Pump		★48"	
				1981			
				V-6 3.8 L ENG. (CANADA)			
				Pressure	71043		
				Return		★15"	

* Cut From C.P.E. 3/8" I.D. Hose: 71350 (48"), 81352 (25").
 † Cut From S.A.E. 11/32" I.D. Hose: 80062 (12"), 80063 (24"), 80064 (36"), 81353 (25").
 ★ Cut From S.A.E. 3/8" I.D. Hose: 71224 (24"), 71236 (36"), 71206 (48"), 81206 (25"). May Also Use 3/8" C.P.E.
 ♣ Cut From S.A.E. 5/8" I.D. Hose: 71351 (36").
 □ Cut From 1/2" I.D. Suction Hose: 71296 (36"), 81354 (10').
 ♠ Cut From 5/8" I.D. Suction Hose: 71207 (42"), 81355 (10').
 * Cut From 3/4" I.D. Suction Hose: 71297 (36"), 81356 (10').
 ☆ See Page A14 For Pump or Gear Identification.

② Two Required.
 ③ Three Required.
 ④ Four Required.
 ✕ Cut To Fit.
 * Replaces Both Upper and Lower Hose.
 ▲ 252660 Adaptor Required For Some Models.
 ♣ See Page A6 For Installation Procedure.

SYSTEM
PUMP &
GEAR
IDENT.

SYSTEM &
COM-
PONENT
IDENT.

PASS.
CARS

LIGHT
TRUCKS

MEDIUM/
HEAVY
TRUCKS

BUSES

HOSE
NUMER-
ICAL

REPAIR
KITS

KIT
NUMER-
ICAL

ILLUSTRATIONS

Power Steering Hose for Passenger Cars

	Application	Assembly Number	Multi-Use Hose	End Fitting	Application	Assembly Number	Multi-Use Hose	End Fitting
SYSTEM PUMP & GEAR IDENT.	PONTIAC - Continued				PONTIAC - Continued			
SYSTEM & COMPONENT IDENT.	PARISIENNE - Continued				PARISIENNE - Continued			
PASS. CARS	1981 - Continued				1976-1974			
	V-8 4.3 L ENG. (CANADA); V-8 4.4 L ENG. (CANADA); V-8 5.0 L ENG. (CANADA)				V-8 350 (CANADA) ENG.; V-8 400 (CANADA) ENG.; V-8 455 (CANADA) ENG.			
	Pressure	71043		39107	Pressure	70272		
	Return		★20"		Return	②<70629	★17"	39859
LIGHT TRUCKS	V-8 5.7 L DIESEL ENG. (CANADA)				1973			
	Pressure; Conventional System.....	71043			V-8 350 (CANADA) ENG.			
	Pressure - Hydroboost To Gear; Hydroboost System; OE design change from a pressure pipe to a pressure hose. Use hose listed as replacement part.....	71068			Pressure	70272		
	Pressure - Pump To Hydroboost; Hydroboost System.....	71199		39107	Return	②<70629	★17"	39859
	Return; Conventional System.....		★20"		1972-1971			
	Return - Gear To Pump; Hydroboost System.....		★18"	39106	6-CYL. 250 (CANADA) ENG.; V-8 350 (CANADA) ENG.			
	Return - Hydroboost To Pump; Hydroboost System.....		★48"		Pressure	70260		
MEDIUM/HEAVY TRUCKS	1980				Return	②<70629	★20"	39859
	V-6 3.8 L ENG. (CANADA)				1970			
	Pressure; W/A.P.....	71072			6-CYL. 250 (CANADA) ENG.; V-8 350 (CANADA) ENG.; V-8 400 (CANADA) ENG.; V-8 454 (CANADA) ENG.			
	Pressure; W/O A.P.; W/Flared Fitting....	70247			Pressure	70242		
	Pressure; W/O A.P.; W/O-Ring Fitting....	80121			Return	②<80154	★24"	39859
	Return		★19"		1969			
BUSES	V-8 4.4 L ENG. (CANADA); V-8 5.0 L ENG. (CANADA)				6-CYL. 250 (CANADA) ENG.; V-8 327 (CANADA) ENG.; V-8 350 (CANADA) ENG.; V-8 396 (CANADA) ENG.; V-8 427 (CANADA) ENG.			
	Pressure	71074		*	Pressure	70242		
	Return		*		Return	②<80154	★24"	39859
	V-8 5.7 L ENG. (CANADA)				1968			
	Pressure	71121		*	6-CYL. 250 (CANADA) ENG.; V-8 327 (CANADA) ENG.; V-8 396 (CANADA) ENG.; V-8 427 (CANADA) ENG.			
	Return				Pressure	70242		
	V-8 5.7 L DIESEL ENG. (CANADA)				Return	②<80154	★24"	39859
	Pressure - Hydroboost To Gear; OE design change from a pressure pipe to a pressure hose. Use hose listed as replacement part.....	71068			1967			
	Pressure - Pump To Hydroboost.....	71089		39106	6-CYL. 250 (CANADA) ENG.; V-8 283 (CANADA) ENG.; V-8 327 (CANADA) ENG.; V-8 396 (CANADA) ENG.; V-8 427 (CANADA) ENG.			
	Return - Gear To Pump.....		★18"		Pressure	70235		
	Return - Hydroboost To Pump.....		★48"		Return	②<80154	★18"	39859
HOSE NUMERICAL	1979-1978				1966			
	6-CYL. 250 (CANADA) ENG.				6-CYL. 250 (CANADA) ENG.; V-8 283 (CANADA) ENG.; V-8 327 (CANADA) ENG.; V-8 396 (CANADA) ENG.; V-8 427 (CANADA) ENG.			
	Pressure; W/A.P.....	80137			Pressure	70235		
	Pressure; W/O A.P.....	70247			Return	②<80154	★18"	39859
	Return	②<70177	★18"	39859	1965-1964			
REPAIR KITS	V-8 305 (CANADA) ENG.; V-8 350 (CANADA) ENG.				6-CYL. 230 (CANADA) ENG.; V-8 283 (CANADA) ENG.; V-8 327 (CANADA) ENG.; V-8 409 (CANADA) ENG.			
	Pressure	80116			Return	②<70177	★24"	39859
	Return	②<70177	★15"	39859	1963			
	1977				6-CYL. 230 (CANADA) ENG.; V-8 283 (CANADA) ENG.; V-8 327 (CANADA) ENG.			
	6-CYL. 250 (CANADA) ENG.				6-CYL. 230 (CANADA) ENG.; V-8 283 (CANADA) ENG.; V-8 327 (CANADA) ENG.			
	Pressure; W/A.P.....	80137			Return	②<70629	★27"	39859
	Pressure; W/O A.P.....	70247			1963			
	Return		★19"		6-CYL. 230 (CANADA) ENG.; V-8 283 (CANADA) ENG.; V-8 327 (CANADA) ENG.			
KIT NUMERICAL	V-8 305 (CANADA) ENG.; V-8 350 (CANADA) ENG.				6-CYL. 230 (CANADA) ENG.; V-8 283 (CANADA) ENG.; V-8 327 (CANADA) ENG.			
	Pressure	80116			Return	②<70629	★27"	39859
	Return	②<70551	★15"	39135	1963			

- * Cut From C.P.E. 3/8" I.D. Hose: 71350 (48"), 81352 (25).
- † Cut From S.A.E. 11/32" I.D. Hose: 80062 (12"), 80063 (24"), 80064 (36"), 81353 (25).
- ★ Cut From S.A.E. 3/8" I.D. Hose: 71224 (24"), 71236 (36"), 71206 (48"), 81206 (25). May Also Use 3/8" C.P.E.
- ♣ Cut From S.A.E. 5/8" I.D. Hose: 71351 (36").
- Cut From 1/2" I.D. Suction Hose: 71296 (36"), 81354 (10').
- ♣ Cut From 5/8" I.D. Suction Hose: 71207 (42"), 81355 (10').
- ✱ Cut From 3/4" I.D. Suction Hose: 71297 (36"), 81356 (10').
- ☆ See Page A14 For Pump or Gear Identification.

- ② Two Required.
- ③ Three Required.
- ④ Four Required.
- ②< Cut To Fit.
- ♣ Replaces Both Upper and Lower Hose.
- ▲ 252660 Adaptor Required For Some Models.
- ♣ See Page A6 For Installation Procedure.

Power Steering Hose for Passenger Cars

Application	Assembly Number	Multi-Use Hose	End Fitting	Application	Assembly Number	Multi-Use Hose	End Fitting
PONTIAC - Continued				PONTIAC - Continued			
PARISIENNE - Continued				PHOENIX - Continued			
1962				1979 - Continued			
6-CYL. (CANADA) ENG.; V-8 283 (CANADA) ENG.; V-8 327 (CANADA) ENG.				V-8 305 ENG.; V-8 350 ENG.			
Return	≧70629	★27"	39859	Pressure	70277		
				Return		★20"	
1961				1978			
6-CYL. (CANADA) ENG.; V-8 283 (CANADA) ENG.; V-8 327 (CANADA) ENG.; V-8 348 (CANADA) ENG.				4-CYL. 151 ENG.			
Return	≧70629	★27"	39859	Pressure	70265		
				Return		★13"	
PHOENIX				V-6 231 ENG.			
1984-1983				V-8 305 ENG.; V-8 350 ENG.			
4-CYL. 2.5 L ENG.				1977			
Pressure - From Pump	91526			4-CYL. 151 ENG.			
Pressure - To Gear	71188			Pressure	70265		
Return - From Gear	≧71322			Return		★18"	
V-6 2.8 L ENG.				V-6 231 ENG.			
Pressure; W/O A.C.	91864			Pressure	70265		
Pressure - Pump To Tee; W/A.C.	39137			Return		★19"	
Pressure - Tee To Gear; W/A.C.	91502			V-8 301 ENG.; V-8 305 ENG.; V-8 350 ENG.			
Return; W/O A.C.	91551			Pressure	70277		
Return - Tee To Gear; W/A.C.	91551			Return		★20"	
1982				1977			
4-CYL. 2.5 L ENG.				4-CYL. 151 ENG.			
Pressure - From Pump	91526			Pressure	70265		
Pressure - To Gear	71188			Return		★18"	
Return - From Gear	≧71322			V-6 231 ENG.			
V-6 2.8 L ENG.				V-8 301 ENG.; V-8 305 ENG.; V-8 350 ENG.			
Pressure - From Pump	71189			Pressure	70277		
Pressure - To Gear	91530			Return		★15"	
Return - From Gear	91551			SAFARI			
1981				1989-1987			
4-CYL. 2.5 L ENG.				V-8 5.0 L ENG.			
Pressure - From Pump	91526			Pressure	71120		
Pressure - To Gear	71163			Return		*	
Return - From Gear	≧71322			STAR CHIEF			
V-6 2.8 L ENG.				1966-1964			
Pressure - From Pump	91527			V-8 389 ENG.; V-8 421 ENG.			
Pressure - To Gear	71164			Return	≧70177	★24"	39859
Return - From Gear	91551			1963			
1980				V-8 389 ENG.; V-8 421 ENG.			
4-CYL. 2.5 L ENG.				1962-1959			
Pressure - From Pump	71056			V-8 389 ENG.			
Pressure - To Gear	91529			Return		★27"	39859
Return - Cooler To Pump		★22"		SUNBIRD			
Return - Gear To Cooler		★38"		1994-1993			
V-6 2.8 L ENG.				4-CYL. 2.0 L ENG.			
Pressure - From Pump	71055			Pressure	71430		
Pressure - To Gear	91528			Reservoir	80163		
Return - Cooler To Pump		★22"		Return	70410		
Return - Gear To Cooler		★38"		V-6 3.1 L ENG.			
1979				V-6 3.1 L ENG.			
V-6 231 ENG.				1994-1993			
Pressure	70265			Pressure	91717		
Return		★18"		Return - Cooler To Pump		★42"	
				Return - Gear To Cooler	≧70442		

SYSTEM PUMP & GEAR IDENT.
SYSTEM & COMPONENT IDENT.
PASS. CARS
LIGHT TRUCKS
MEDIUM/HEAVY TRUCKS
BUSES
HOSE NUMERICAL
REPAIR KITS
KIT NUMERICAL
ILLUSTRATIONS

* Cut From C.P.E. 3/8" I.D. Hose: 71350 (48"), 81352 (25").
 † Cut From S.A.E. 11/32" I.D. Hose: 80062 (12"), 80063 (24"), 80064 (36"), 81353 (25").
 ★ Cut From S.A.E. 3/8" I.D. Hose: 71224 (24"), 71236 (36"), 71206 (48"), 81206 (25"). May Also Use 3/8" C.P.E.
 ♣ Cut From S.A.E. 5/8" I.D. Hose: 71351 (36").
 □ Cut From 1/2" I.D. Suction Hose: 71296 (36"), 81354 (10').
 ❖ Cut From 5/8" I.D. Suction Hose: 71207 (42"), 81355 (10').
 ✱ Cut From 3/4" I.D. Suction Hose: 71297 (36"), 81356 (10').
 ☆ See Page A14 For Pump or Gear Identification.

② Two Required.
 ③ Three Required.
 ④ Four Required.
 ≧ Cut To Fit.
 * Replaces Both Upper and Lower Hose.
 ▲ 252660 Adaptor Required For Some Models.
 ♣ See Page A6 For Installation Procedure.

Power Steering Hose for Passenger Cars

	Application	Assembly Number	Multi-Use Hose	End Fitting	Application	Assembly Number	Multi-Use Hose	End Fitting
SYSTEM PUMP & GEAR IDENT.	PONTIAC - Continued				PONTIAC - Continued			
SYSTEM & COMPONENT IDENT.	SUNBIRD - Continued				SUNBIRD - Continued			
	1992-1991				1980			
	4-CYL. 2.0 L ENG.				4-CYL. 2.5 L ENG.			
	Pressure	71430			Pressure	71069		
	Reservoir	80163			Return		*10"	
	Return	70410			V-6 3.8 L ENG.			
	V-6 3.1 L ENG.				Pressure			
	Pressure	91717	*42"		Return			
	Return - Cooler To Pump				Pressure			
	Return - Cooler Tube; W/Cooler	91938			Return			
	Return - Gear To Cooler	91649			1979-1978			
PASS. CARS	1990				4-CYL. 151 ENG.			
	4-CYL. 2.0 L ENG.				Return			
	Pressure; W/O Turbo	71430			★12" 39859			
	Pressure; W/Turbo	71400			V-6 231 ENG.			
	Reservoir	80163			Pressure			
	Return	70410			Return			
	1989				Pressure			
LIGHT TRUCKS	4-CYL. 2.0 L ENG.				Return			
	Pressure	71400			★12" 39859			
	Reservoir	80163			1977			
	Return; W/O Turbo	70410			4-CYL. 140 ENG.			
	Return - Cooler To Pump		*36"		Pressure			
	Return - Cooler Tube; W/Cooler	91938			Return			
	Return - Gear To Cooler	91649			★18" 39135			
MEDIUM/HEAVY TRUCKS	1988-1987				4-CYL. 151 ENG.			
	4-CYL. 2.0 L ENG.				Return			
	Pressure	71271			★18" 39135			
	Reservoir	80163			V-6 231 ENG.			
	Return; W/O Turbo	70410			Pressure			
	Return - Cooler To Pump		*36"		Return; W/Calif. Emission System			
	Return - Cooler Tube; W/Cooler	91938			Return; W/O Calif. Emission System			
	Return - Gear To Cooler	91649			★12" 39859			
BUSES	1986				1976			
	4-CYL. 1.8 L ENG.				4-CYL. 140 ENG.			
	Pressure - From Pump; W/O Turbo	71223			Pressure			
	Pressure - To Gear	71316			Return			
	Reservoir	80163			★15" 39135			
	Return - To Pump; W/O Turbo		*10"		V-6 231 ENG.			
	Return - To Pump; W/Turbo	91648			Pressure			
	4-CYL. 2.0 L ENG.				Return			
	Pressure - From Pump	71273			★15" 39859			
	Pressure - To Gear	71316			SUNBURST			
	Return - Cooler To Reservoir		*44"		1988-1985			
	Return - Gear To Cooler	91648			4-CYL. 1.5 L ENG. (CANADA)			
	1985				Pressure			
	4-CYL. 1.8 L ENG.				Return			
	Pressure - From Pump; W/O Turbo	71223			★12" 39859			
	Pressure - To Gear	71316			SUNFIRE			
	Reservoir	80163			1995			
	Return - Cooler To Reservoir; W/Turbo		*36"		4-CYL. 2.2 L ENG.			
	Return - Gear To Cooler; W/Turbo	71320			Pressure; Must route per 1996 service manual			
	Return - To Pump; W/O Turbo		*10"		Return			
	4-CYL. 2.0 L ENG.				Return			
	Pressure - From Pump	71273			★12" 39859			
	Pressure - To Gear	71316			4-CYL. 2.3 L ENG.			
	Return - Cooler To Pipe		*10"		Pressure - To Gear			
	Return - Gear To Cooler	71320			Return			
	Return - Pipe To Reservoir		*44"		★12" 39859			

- * Cut From C.P.E. 3/8" I.D. Hose: 71350 (48"), 81352 (25').
- † Cut From S.A.E. 11/32" I.D. Hose: 80062 (12"), 80063 (24"), 80064 (36"), 81353 (25').
- ★ Cut From S.A.E. 3/8" I.D. Hose: 71224 (24"), 71236 (36"), 71206 (48"), 81206 (25'). May Also Use 3/8" C.P.E.
- ♣ Cut From S.A.E. 5/8" I.D. Hose: 71351 (36").
- Cut From 1/2" I.D. Suction Hose: 71296 (36"), 81354 (10').
- ♠ Cut From 5/8" I.D. Suction Hose: 71207 (42"), 81355 (10').
- ✱ Cut From 3/4" I.D. Suction Hose: 71297 (36"), 81356 (10').
- ☆ See Page A14 For Pump or Gear Identification.

- Ⓜ Two Required.
- Ⓝ Three Required.
- Ⓞ Four Required.
- Ⓟ Cut To Fit.
- Ⓠ Replaces Both Upper and Lower Hose.
- Ⓡ 252660 Adaptor Required For Some Models.
- ♣ See Page A6 For Installation Procedure.

Power Steering Hose for Passenger Cars

Application	Assembly Number	Multi-Use Hose	End Fitting	Application	Assembly Number	Multi-Use Hose	End Fitting
PONTIAC - Continued				PONTIAC - Continued			
T1000				TEMPEST - Continued			
1982				1987 - Continued			
4-CYL. 1.6 L ENG.				4-CYL. 2.0 L ENG. (CANADA) - Continued			
Pressure; Late.....	71213			Return - Cooler To Pump.....		*26"	
Reservoir.....		✦		Return - Gear To Cooler.....	91649		
Return - From Gear.....		*18"		V-6 2.8 L ENG. (CANADA)			
1981				Pressure - From Pump..... 91958			
4-CYL. 1.6 L ENG.				Pressure - To Gear..... 70418			
Reservoir.....		✦		Return - Cooler To Pump.....		*42"	
Return - From Gear.....		*18"		Return - Gear To Cooler.....	91649		
TEMPEST				1970			
1991-1990				6-CYL. 250 ENG.			
4-CYL. 2.2 L ENG. (CANADA)				Pressure..... ▲71058			
Pressure.....	71412			Return.....	☉<70629	*22"	39859
Return - Cooler To Pump.....		*24"		V-8 350 ENG.; V-8 400 ENG.			
Return - Cooler Tube; W/Cooler.....	91938			Pressure.....	70206		
Return - Gear To Cooler.....	91649			Return.....	☉<70629	*22"	39859
V-6 3.1 L ENG. (CANADA)				1969-1968			
Pressure - From Pump.....	80228			6-CYL. 250 ENG.			
Pressure - To Gear.....	71780			Pressure.....	70247		
Return - Cooler To Pump.....		*24"		Return.....	☉<70629	*22"	39859
Return - Cooler Tube; W/Cooler.....	91938			V-8 350 ENG.			
Return - Gear To Cooler.....	91649			Pressure.....	70206		
1989				Return.....			
4-CYL. 2.0 L ENG. (CANADA)				☉<70629			
Pressure.....	71412			*22"	39859		
Return - Cooler To Pump.....		*26"		1967			
Return - Cooler Tube; W/Cooler.....	91938			6-CYL. 230 ENG.			
Return - Gear To Cooler.....	91649			Pressure; W/O A.P.....	70228		
V-6 2.8 L ENG. (CANADA)				Return.....			
Pressure - From Pump.....	80228			☉<70551	★		39135
Pressure - To Gear.....	71780			V-8 326 ENG.			
Return - Cooler To Pump.....		*42"		Pressure.....	70206		
Return - Cooler Tube; W/Cooler.....	91938			Return.....	☉<70629	★	39859
Return - Gear To Cooler.....	91649			1966			
1988				6-CYL. 230 ENG.			
4-CYL. 2.0 L ENG. (CANADA)				Pressure; W/O A.P.....			
Pressure; VIN 500000 & Before.....	80221			Return.....	☉<70551	★	39135
Pressure; VIN 500001 & After.....	71412			V-8 326 ENG.			
Return - Cooler To Pump.....		*26"		Return.....	☉<70629	★	39859
Return - Cooler Tube; W/Cooler.....	91938			1965			
Return - Gear To Cooler.....	91649			6-CYL. 215 ENG.; V-8 326 ENG.; V-8 389 ENG.			
V-6 2.8 L ENG. (CANADA)				Return.....			
Pressure - From Pump; VIN 500000 & Before.....	91958			☉<70629	★		39859
Pressure - From Pump; VIN 500001 & After.....	80228			1964			
Pressure - To Gear; VIN 500000 & Before.....	70418			6-CYL. 215 ENG.			
Pressure - To Gear; VIN 500001 & After.....	71780			Return.....	☉<70629	★	39859
Return - Cooler To Pump.....		*42"		V-8 326 ENG.; V-8 389 ENG.			
Return - Cooler Tube; W/Cooler.....	91938			Pressure.....	70206		
Return - Gear To Cooler.....	91649			Return.....	☉<70629	★	39859
1987				VENTURA			
4-CYL. 2.0 L ENG. (CANADA)				1977			
Pressure.....	80221			4-CYL. 151 ENG.			
				Pressure.....	70265		
				Return.....		*18"	
				V-6 231 ENG.			
				Pressure.....	70265		

- SYSTEM PUMP & GEAR IDENT.
- SYSTEM & COMPONENT IDENT.
- PASS. CARS
- LIGHT TRUCKS
- MEDIUM/HEAVY TRUCKS
- BUSES
- HOSE NUMERICAL
- REPAIR KITS
- KIT NUMERICAL
- ILLUSTRATIONS

* Cut From C.P.E. 3/8" I.D. Hose: 71350 (48"), 81352 (25').
 † Cut From S.A.E. 11/32" I.D. Hose: 80062 (12"), 80063 (24"), 80064 (36"), 81353 (25').
 ★ Cut From S.A.E. 3/8" I.D. Hose: 71224 (24"), 71236 (36"), 71206 (48"), 81206 (25'). May Also Use 3/8" C.P.E.
 ✦ Cut From S.A.E. 5/8" I.D. Hose: 71351 (36").
 □ Cut From 1/2" I.D. Suction Hose: 71296 (36"), 81354 (10').
 ✧ Cut From 5/8" I.D. Suction Hose: 71207 (42"), 81355 (10').
 * Cut From 3/4" I.D. Suction Hose: 71297 (36"), 81356 (10').
 ☆ See Page A14 For Pump or Gear Identification.

② Two Required.
 ③ Three Required.
 ④ Four Required.
 ☉< Cut To Fit.
 ✦ Replaces Both Upper and Lower Hose.
 ▲ 252660 Adaptor Required For Some Models.
 ✦ See Page A6 For Installation Procedure.

Power Steering Hose for Passenger Cars

	Application	Assembly Number	Multi-Use Hose	End Fitting	Application	Assembly Number	Multi-Use Hose	End Fitting
SYSTEM PUMP & GEAR IDENT.	PONTIAC - Continued				PONTIAC - Continued			
	VENTURA - Continued				VENTURA - Continued			
SYSTEM & COMPONENT IDENT.	1977 - Continued				1971			
	V-6 231 ENG. - Continued				6-CYL. 250 ENG.			
PASS. CARS	Return		★19"		Pressure	71058		
	V-8 301 ENG.; V-8 305 ENG.; V-8 350 ENG.	70277			Return	☉70177		
LIGHT TRUCKS	1976				V-8 307 ENG.			
	6-CYL. 250 ENG.				Pressure			
MEDIUM/HEAVY TRUCKS	Pressure; W/A.P.	70279			Pressure	70254		
	Pressure; W/O A.P.	70257			Return	☉70177		
BUSES	Return		★12"		1000			
	V-8 260 ENG.	70279			1987-1983			
HOSE NUMERICAL	Return		★14"		4-CYL. 1.6 L ENG.			
	V-8 350 ENG.	70265			Pressure	71213		
REPAIR KITS	Return		★18"		Reservoir		♣	
	1975				Return		★36"	
KIT NUMERICAL	6-CYL. 250 ENG.				2000			
	Pressure; W/A.P.	70279			1983			
ILLUSTRATIONS	Pressure; W/O A.P.	70257			4-CYL. 1.8 L ENG.			
	Return		★18"		Pressure - From Pump	71223		
	V-8 260 ENG.	70279			Pressure - To Gear	71315		
	Return		★12"		Reservoir	80163		
	V-8 350 ENG.	70265			Return - Gear To Reservoir		★19"	
	Return		★20"		4-CYL. 2.0 L ENG.			
	1974				Pressure - From Pump	71181		
	6-CYL. 250 ENG.				Pressure - To Gear	71315		
	Pressure	70257			Return - Cooler To Reservoir		★18"	
	Return		★22"		Return - Gear To Cooler		★18"	
	V-8 350 ENG.	70260			2000 SUNBIRD			
	Return		★20"		1984			
	1973				4-CYL. 1.8 L ENG.			
	6-CYL. 250 ENG.				Pressure - From Pump; W/O Turbo	71223		
	Pressure	70257			Pressure - From Pump; W/Turbo	71213		
	Return	☒70551	★	39135	Pressure - To Gear	71316		
	V-8 350 ENG.	70260			Reservoir		♣	
	Return	☒70551	★	39135	Return; W/Turbo	71320		
	1972				Return - Gear To Reservoir; W/O Turbo		★19"	
	6-CYL. 250 ENG.				4-CYL. 2.0 L ENG.			
	Pressure	71058			Pressure - From Pump	71181		
	Return	☒70177			Pressure - To Gear	71316		
	V-8 307 ENG.	70254			Reservoir	80163		
	Return	☒70177			Return - Cooler To Reservoir		★18"	
	V-8 350 ENG.	70260			Return - Gear To Cooler		★18"	
	Return	☒70177			6000			
	1971				1991			
	6-CYL. 250 ENG.				4-CYL. 2.5 L ENG.			
	Pressure				Pressure	91655		
	Return				Return	91551		
	1976				V-6 3.1 L ENG.			
	6-CYL. 250 ENG.				Pressure	91658		
	Pressure; W/A.P.	70279			Return - Cooler To Pipe		★10"	
	Pressure; W/O A.P.	70257			Return - From Gear; W/Cooler	91937		
	Return		★12"		Return - Pipe To Pump; W/Cooler		★3"	
	V-8 260 ENG.	70279						
	Return		★14"					
	V-8 350 ENG.	70265						
	Return		★18"					
	1975							
	6-CYL. 250 ENG.							
	Pressure; W/A.P.	70279						
	Pressure; W/O A.P.	70257						
	Return		★18"					
	V-8 260 ENG.	70279						
	Return		★12"					
	V-8 350 ENG.	70265						
	Return		★20"					
	1974							
	6-CYL. 250 ENG.							
	Pressure	70257						
	Return		★22"					
	V-8 350 ENG.	70260						
	Return		★20"					
	1973							
	6-CYL. 250 ENG.							
	Pressure	70257						
	Return	☒70551	★	39135				
	V-8 350 ENG.	70260						
	Return	☒70551	★	39135				
	1972							
	6-CYL. 250 ENG.							
	Pressure	71058						
	Return	☒70177						
	V-8 307 ENG.	70254						
	Return	☒70177						
	V-8 350 ENG.	70260						
	Return	☒70177						

- * Cut From C.P.E. 3/8" I.D. Hose: 71350 (48"), 81352 (25).
- † Cut From S.A.E. 11/32" I.D. Hose: 80062 (12"), 80063 (24"), 80064 (36"), 81353 (25).
- ★ Cut From S.A.E. 3/8" I.D. Hose: 71224 (24"), 71236 (36"), 71206 (48"), 81206 (25). May Also Use 3/8" C.P.E.
- ☒ Cut From S.A.E. 5/8" I.D. Hose: 71351 (36").
- ☐ Cut From 1/2" I.D. Suction Hose: 71296 (36"), 81354 (10').
- ♣ Cut From 5/8" I.D. Suction Hose: 71207 (42"), 81355 (10').
- ✳ Cut From 3/4" I.D. Suction Hose: 71297 (36"), 81356 (10').
- ☆ See Page A14 For Pump or Gear Identification.

- Ⓜ Two Required.
- Ⓝ Three Required.
- Ⓞ Four Required.
- ☉ Cut To Fit.
- ♣ Replaces Both Upper and Lower Hose.
- ▲ 252660 Adaptor Required For Some Models.
- ♣ See Page A6 For Installation Procedure.

Power Steering Hose for Passenger Cars

Application	Assembly Number	Multi-Use Hose	End Fitting	Application	Assembly Number	Multi-Use Hose	End Fitting
PONTIAC - Continued				PONTIAC - Continued			
6000 - Continued				6000 - Continued			
1990				1985 - Continued			
4-CYL. 2.5 L ENG.				4-CYL. 2.5 L ENG. - Continued			
Pressure	91655			Return - To Pump		*7"	
Return	91551			V-6 2.8 L ENG.			
V-6 3.1 L ENG.				Pressure; W/Fuel Inj.	91538		
Pressure; W/AWD	91713			Pressure; W/O A.C.	91864		
Pressure; W/FWD	91658			Pressure - Pump To Tee; W/A.C.;			
Return - Cooler To Pipe		*10"		W/Carb.	39137		
Return - From Gear; W/Cooler; W/FWD	91937			Pressure - Tee To Gear; W/A.C.;			
Return - Gear To Cooler; W/AWD		*18"		W/Carb.	91502		
Return - Pipe To Pump; W/Cooler		*3"		Return	91551		
1989-1988				1984			
4-CYL. 2.5 L ENG.				4-CYL. 2.5 L ENG.			
Pressure	91655			Pressure - From Pump	91526		
Return	91551			Pressure - To Gear	71188		
V-6 2.8 L ENG.				Return - From Gear	71322		
Pressure	91658			Return - To Pump		*5"	
Return - Cooler To Pipe		*10"		V-6 2.8 L ENG.			
Return - From Gear; W/Cooler	91937			Pressure; W/O A.C.	91501		
Return - Pipe To Pump; W/Cooler		*3"		Pressure - Pump To Tee; W/A.C.	39137		
V-6 3.1 L ENG.				Pressure - Tee To Gear; W/A.C.	91502		
Pressure; W/AWD	91713			Return	91551		
Pressure; W/FWD	91658			V-6 4.3 L DIESEL ENG.			
Return - Cooler To Pipe		*10"		Pressure	91509		
Return - From Gear; W/Cooler; W/FWD	91937			Reservoir		*	
Return - Gear To Cooler; W/AWD		*18"		1983			
Return - Pipe To Pump; W/Cooler		*3"		4-CYL. 2.5 L ENG.			
1987				Pressure - From Pump	91526		
4-CYL. 2.5 L ENG.				Pressure - To Gear	71188		
Pressure; Early; W/18mm End Fittings..	91865			Return - From Gear	71322		
Pressure; Late; W/16, 18mm End Fit-				V-6 2.8 L ENG.			
tings	91656			Pressure; W/O A.C.	91501		
Return	91551			Pressure - Pump To Tee; W/A.C.	39137		
V-6 2.8 L ENG.				Pressure - Tee To Gear; W/A.C.	91502		
Pressure - Pump To Tee	91631			Return	91551		
Return - Cooler To Pipe		*10"		V-6 4.3 L DIESEL ENG.			
Return - From Gear; W/Cooler	91937			Reservoir		*	
Return - Pipe To Pump; W/Cooler		*3"		1982			
Return - To Pipe; W/Cooler		*10"		4-CYL. 2.5 L ENG.			
1986				Pressure - From Pump	91526		
4-CYL. 2.5 L ENG.				Pressure - To Gear	71188		
Pressure - From Pump	91526			Return - From Gear	71322		
Pressure - To Gear	71188			V-6 2.8 L ENG.			
Return - From Gear	71322			Pressure - From Pump	71189		
V-6 2.8 L ENG.				Pressure - To Gear	91530		
Pressure; W/Fuel Inj.	91538			Return - From Gear	91551		
Pressure; W/O A.C.	91864			V-6 4.3 L DIESEL ENG.			
Pressure - Pump To Tee; W/A.C.;				Pressure - To Gear	91530		
W/Carb.	39137			Reservoir		*	
Pressure - Tee To Gear; W/A.C.;				RAMBLER			
W/Carb.	91502			AMBASSADOR			
Return; W/Auto. Trans.	91551			1965			
Return; W/Man. Trans.	71322			V-8 287 ENG.; V-8 327 ENG.			
1985				Pressure	70852		
4-CYL. 2.5 L ENG.				Return		*	
Pressure - From Pump	91526						
Pressure - To Gear	71188						
Return - From Gear	71322						

SYSTEM PUMP & GEAR IDENT.

SYSTEM & COMPONENT IDENT.

PASS. CARS

LIGHT TRUCKS

MEDIUM/HEAVY TRUCKS

BUSES

HOSE NUMERICAL

REPAIR KITS

KIT NUMERICAL

ILLUSTRATIONS

* Cut From C.P.E. 3/8" I.D. Hose: 71350 (48"), 81352 (25').
 † Cut From S.A.E. 11/32" I.D. Hose: 80062 (12"), 80063 (24"), 80064 (36"), 81353 (25').
 ★ Cut From S.A.E. 3/8" I.D. Hose: 71224 (24"), 71236 (36"), 71206 (48"), 81206 (25'). May Also Use 3/8" C.P.E.
 ♣ Cut From S.A.E. 5/8" I.D. Hose: 71351 (36").
 □ Cut From 1/2" I.D. Suction Hose: 71296 (36"), 81354 (10').
 ♠ Cut From 5/8" I.D. Suction Hose: 71207 (42"), 81355 (10').
 * Cut From 3/4" I.D. Suction Hose: 71297 (36"), 81356 (10').
 ☆ See Page A14 For Pump or Gear Identification.

Ⓜ Two Required.
 Ⓝ Three Required.
 Ⓞ Four Required.
 Ⓢ Cut To Fit.
 Ⓣ Replaces Both Upper and Lower Hose.
 ▲ 252660 Adaptor Required For Some Models.
 ♣ See Page A6 For Installation Procedure.

Power Steering Hose for Passenger Cars

	Application	Assembly Number	Multi-Use Hose	End Fitting	Application	Assembly Number	Multi-Use Hose	End Fitting
SYSTEM PUMP & GEAR IDENT.	RAMBLER - Continued				RENAULT - Continued			
	AMBASSADOR - Continued				ALLIANCE - Continued			
	1964				1986-1985 - Continued			
	V-8 327 ENG.				4-CYL. 1.7 L ENG. - Continued			
	Pressure	70852			Reservoir		⊕	
SYSTEM & COMPONENT IDENT.	Return		★		Return - Gear To Pipe		★7"	
	1963-1961				Return - Pipe To Reservoir; W/O A.C. ..			
	V-8 327 ENG.							
	Return		★					
	AMERICAN				1984-1983			
	1965				4-CYL. 1.4 L ENG.			
PASS. CARS	6-CYL. 196 ENG.; 6-CYL. 232 ENG.				Reservoir			
	Return		★		Return		⊕32"	
	1964-1962				Return			
	6-CYL. 196 ENG.							
	Return		★					
	MARLIN				ENCORE			
LIGHT TRUCKS	1965				1986-1985			
	V-8 287 ENG.; V-8 327 ENG.				4-CYL. 1.4 L ENG.			
	Pressure	70852			Reservoir		⊕	
	Return		★		Return - Gear To Pipe		★7"	
	RAMBLER CLASSIC				Return - Pipe To Reservoir; W/O A.C. ..			
	1965				4-CYL. 1.7 L ENG.			
	V-8 287 ENG.; V-8 327 ENG.				Pressure			
	Pressure	70852			Reservoir	71352	⊕	
	Return		★		Return - Gear To Pipe		★7"	
	1964				Return - Pipe To Reservoir; W/O A.C. ..			
	V-8 287 ENG.							
	Pressure	70852						
	Return		★					
	1964				1984			
	V-8 287 ENG.				4-CYL. 1.4 L ENG.			
	Pressure	70852			Reservoir		⊕32"	
	Return		★		Return		★42"	
	RENAULT				FUEGO			
	ALLIANCE				1985			
	1987				4-CYL. 2.2 L ENG.			
	4-CYL. 1.4 L ENG.				Reservoir; W/A.C.			
	Reservoir		⊕		Return; W/A.C.		★	
	Return - Gear To Pipe		★7"					
	Return - Pipe To Reservoir; W/O A.C. ...		★36"		1984			
	4-CYL. 1.7 L ENG.; 4-CYL. 2.0 L ENG.				4-CYL. 1.6 L ENG.; 4-CYL. 2.2 L ENG.			
	Pressure	71352			Reservoir; W/A.C.		⊕	
	Reservoir		⊕		Return; W/A.C.		★	
	Return - Gear To Pipe		★8"					
	Return - Pipe To Reservoir; W/O A.C. ...		★30"		1983-1982			
	1986-1985				4-CYL. 1.6 L ENG.			
	4-CYL. 1.4 L ENG.				Reservoir; W/A.C.			
	Reservoir		⊕		Return; W/A.C.		⊕	
	Return - Gear To Pipe		★7"					
	Return - Pipe To Reservoir; W/O A.C. ...		★36"		181			
	4-CYL. 1.7 L ENG.				1983-1981			
	Pressure	71352			4-CYL. 1.6 L ENG.			
	Return				Reservoir; W/A.C.		⊕	
					Return; W/A.C.			
					SAAB			
					900			
					1993-1991			
					4-CYL. 2.0 L ENG.; 4-CYL. 2.1 L ENG.			
	Pressure				Pressure	71369		
	Return				Return	91598		

ILLUSTRATIONS

* Cut From C.P.E. 3/8" I.D. Hose: 71350 (48"), 81352 (25").
 † Cut From S.A.E. 11/32" I.D. Hose: 80062 (12"), 80063 (24"), 80064 (36"), 81353 (25").
 ★ Cut From S.A.E. 3/8" I.D. Hose: 71224 (24"), 71236 (36"), 71206 (48"), 81206 (25"). May Also Use 3/8" C.P.E.
 ⊕ Cut From S.A.E. 5/8" I.D. Hose: 71351 (36").
 □ Cut From 1/2" I.D. Suction Hose: 71296 (36"), 81354 (10').
 ⊕ Cut From 5/8" I.D. Suction Hose: 71207 (42"), 81355 (10').
 * Cut From 3/4" I.D. Suction Hose: 71297 (36"), 81356 (10').
 ☆ See Page A14 For Pump or Gear Identification.

⊕ Two Required.
 ⊕ Three Required.
 ⊕ Four Required.
 ⊕ Cut To Fit.
 ⊕ Replaces Both Upper and Lower Hose.
 ▲ 252660 Adaptor Required For Some Models.
 ⊕ See Page A6 For Installation Procedure.

Power Steering Hose for Passenger Cars

Application	Assembly Number	Multi-Use Hose	End Fitting	Application	Assembly Number	Multi-Use Hose	End Fitting
SAAB - Continued				SUBARU - Continued			
900 - Continued				DL - Continued			
1990-1981				1982-1981			
4-CYL. 2.0 L ENG.				4-CYL. 1.6 L ENG.; 4-CYL. 1.8 L ENG.			
Pressure	71369			Pressure - Pump To Collector Box	71313		
Return	91598						
9000				GL			
1991				1989-1988			
4-CYL. 2.3 L ENG.				4-CYL. 1.8 L ENG.			
Pressure	71867			Pressure	71377		
				Return	80192		
1990				1987-1986			
4-CYL. 2.0 L ENG.				4-CYL. 1.6 L ENG.; 4-CYL. 1.8 L ENG.			
Pressure	91754			Pressure	71377		
				Return	80192		
4-CYL. 2.3 L ENG.				1985			
Pressure	71867			4-CYL. 1.8 L ENG.			
				Pressure	71377		
				Return	80192		
1989-1986				1984-1983			
4-CYL. 2.0 L ENG.				4-CYL. 1.8 L ENG.			
Pressure	91754			Pressure; W/O Turbo	71313		
SATURN				1982-1981			
S-SERIES				4-CYL. 1.8 L ENG.			
1995				Pressure - Pump To Collector Box			
4-CYL. 1.9 L ENG.				71313			
Pressure; W/Electronic Variable Assist; Pressure fitting of pump is equipped with an electronic sender on vehicles with variable assist.....				71799			
Pressure; W/O Electronic Variable As- sist				80186			
Return				71798			
1994-1991				GL-10			
4-CYL. 1.9 L ENG.				1989-1985			
Pressure	71799			4-CYL. 1.8 L ENG.			
Return	71798			Pressure	71377		
				Return	80192		
STERLING				GLF			
825				1982-1981			
1988-1987				4-CYL. 1.8 L ENG.			
V-6 2.5 L ENG.				Pressure - Pump To Collector Box			
Pressure	91597			71313			
SUBARU				IMPREZA			
DL				1995			
1989-1985				4-CYL. 1.8 L ENG.			
4-CYL. 1.8 L ENG.				Pressure			
Pressure	71377			91858			
Return	80192			Return - From Gear			
				80180			
				Return - To Reservoir			
				★4"			
1984-1983				4-CYL. 2.2 L ENG.			
4-CYL. 1.6 L ENG.; 4-CYL. 1.8 L ENG.				Pressure			
Pressure	71313			91858			
				Return - From Gear			
				80180			
				Return - To Reservoir			
				★5"			
				1994-1993			
				4-CYL. 1.8 L ENG.			
				Pressure			
				91858			
				Return - From Gear			
				80180			
				Return - To Reservoir			
				★4"			

* Cut From C.P.E. 3/8" I.D. Hose: 71350 (48"), 81352 (25').
 † Cut From S.A.E. 11/32" I.D. Hose: 80062 (12"), 80063 (24"), 80064 (36"), 81353 (25').
 ★ Cut From S.A.E. 3/8" I.D. Hose: 71224 (24"), 71236 (36"), 71206 (48"), 81206 (25'). May Also Use 3/8" C.P.E.
 ❖ Cut From S.A.E. 5/8" I.D. Hose: 71351 (36").
 □ Cut From 1/2" I.D. Suction Hose: 71296 (36"), 81354 (10').
 ❖ Cut From 5/8" I.D. Suction Hose: 71207 (42"), 81355 (10').
 * Cut From 3/4" I.D. Suction Hose: 71297 (36"), 81356 (10').
 ☆ See Page A14 For Pump or Gear Identification.

② Two Required.
 ③ Three Required.
 ④ Four Required.
 < Cut To Fit.
 * Replaces Both Upper and Lower Hose.
 ▲ 252660 Adaptor Required For Some Models.
 ❖ See Page A6 For Installation Procedure.

SYSTEM PUMP & GEAR IDENT.

SYSTEM & COMPONENT IDENT.

PASS. CARS

LIGHT TRUCKS

MEDIUM/HEAVY TRUCKS

BUSES

HOSE NUMERICAL

REPAIR KITS

KIT NUMERICAL

ILLUSTRATIONS

Power Steering Hose for Passenger Cars

	Application	Assembly Number	Multi-Use Hose	End Fitting	Application	Assembly Number	Multi-Use Hose	End Fitting
SYSTEM PUMP & GEAR IDENT.	SUBARU - Continued				TOYOTA - Continued			
SYSTEM & COMPONENT IDENT.	LEGACY				CAMRY			
PASS. CARS	1995				1995			
	4-CYL. 2.2 L ENG.				4-CYL. 2.2 L ENG.			
	Pressure	91858			Pressure	91860		
	Return - Pipe To Pipe	80180			Return - Gear To Pipe		★12"	
	Return - Pipe To Reservoir		★		Return - Pipe To Pipe		★9"	
	1994-1992				Return - Pipe To Reservoir		★13"	
	4-CYL. 2.2 L ENG.				V-6 3.0 L ENG.			
	Pressure; W/O Turbo	91858			Pressure - From Pump	91861		
	Return - Pipe To Pipe; W/O Turbo	80180			Pressure - To Gear	80103		
	Return - Pipe To Pipe; W/Turbo		★		Return - Pipe To Reservoir		★	
	Return - Pipe To Reservoir		★3"		1994			
	1991-1990				4-CYL. 2.2 L ENG.			
	4-CYL. 2.2 L ENG.				Pressure			
	Pressure	91858			Return - Gear To Pipe	91860		★12"
	Return - Pipe To Pipe	80180			Return - Pipe To Pipe			★9"
	Return - Pipe To Reservoir		★3"		Return - Pipe To Reservoir			★13"
LIGHT TRUCKS	LOYALE				V-6 3.0 L ENG.			
	1994-1990				Pressure - From Pump			
	4-CYL. 1.8 L ENG.				Pressure - To Gear			
	Pressure - From Pump	71377			Return - Cooler To Pipe	91861		★9"
	Return	80192			Return - Gear To Pipe	80103		★12"
	Return - Pipe To Reservoir		★3"		Return - Pipe To Cooler			★9"
	Return - Pipe To Reservoir				Return - Pipe To Reservoir			★10"
MEDIUM/HEAVY TRUCKS	RX				1993			
	1989-1985				4-CYL. 2.2 L ENG.			
	4-CYL. 1.8 L ENG.				Pressure			
	Pressure	71377			Return - Gear To Pipe	91860		★12"
	Return	80192			Return - Pipe To Pipe			★9"
	Return - Pipe To Reservoir				Return - Pipe To Reservoir			★13"
BUSES	SVX				V-6 3.0 L ENG.			
	1995-1992				Pressure - From Pump			
	6-CYL. 3.3 L ENG.				Pressure - To Gear			
	Return - Cooler To Reservoir		★18"		Return - Cooler To Pipe	80104		★9"
	Return - Gear To Pipe		★14"		Return - Gear To Pipe	80103		★12"
	Return - Pipe To Cooler		★17"		Return - Pipe To Cooler			★9"
HOSE NUMERICAL	XT				1992			
	1991-1985				4-CYL. 2.2 L ENG.			
	4-CYL. 1.8 L ENG.				Pressure; Feb. 28 & Older			
	Pressure	71378			Pressure; Mar. 1 & Newer	91859		
	Return	80177			Return - Gear To Pipe	91860		★12"
	Return - Pipe To Reservoir				Return - Pipe To Pipe			★9"
	Return - Pipe To Reservoir				Return - Pipe To Reservoir			★13"
REPAIR KITS	TOYOTA				V-6 3.0 L ENG.			
	AVALON				Pressure - From Pump			
	1995				Pressure - To Gear			
	V-6 3.0 L ENG.				Return - Cooler To Pipe			
	Pressure - From Pump	91861			Return - Gear To Pipe	80104		★9"
	Pressure - To Gear	80103			Return - Pipe To Pipe	80103		★12"
	Return - Gear To Pipe		★18"		Return - Pipe To Cooler			★9"
	Return - Pipe To Pipe		★12"		Return - Pipe To Reservoir			★10"
	Return - Pipe To Reservoir		★7"		1991-1988			
	Return - Pipe To Reservoir				4-CYL. 2.0 L ENG.			
	Return - Pipe To Reservoir				Pressure - From Pump	71354		
	Return - Pipe To Reservoir				Pressure - To Gear	91686		
	Return - Pipe To Reservoir				Reservoir		✦	
	Return - Pipe To Reservoir				Return - From Gear	91912		
	Return - Pipe To Reservoir				Return - To Pump			★8"

ILLUSTRATIONS

* Cut From C.P.E. 3/8" I.D. Hose: 71350 (48"), 81352 (25').
 † Cut From S.A.E. 11/32" I.D. Hose: 80062 (12"), 80063 (24"), 80064 (36"), 81353 (25').
 ★ Cut From S.A.E. 3/8" I.D. Hose: 71224 (24"), 71236 (36"), 71206 (48"), 81206 (25'). May Also Use 3/8" C.P.E.
 ✦ Cut From S.A.E. 5/8" I.D. Hose: 71351 (36").
 □ Cut From 1/2" I.D. Suction Hose: 71296 (36"), 81354 (10').
 ✧ Cut From 5/8" I.D. Suction Hose: 71207 (42"), 81355 (10').
 ✨ Cut From 3/4" I.D. Suction Hose: 71297 (36"), 81356 (10').
 ☆ See Page A14 For Pump or Gear Identification.

② Two Required.
 ③ Three Required.
 ④ Four Required.
 ✧ Cut To Fit.
 ✨ Replaces Both Upper and Lower Hose.
 ▲ 252660 Adaptor Required For Some Models.
 ✦ See Page A6 For Installation Procedure.

Power Steering Hose for Passenger Cars

Application	Assembly Number	Multi-Use Hose	End Fitting	Application	Assembly Number	Multi-Use Hose	End Fitting
TOYOTA - Continued				TOYOTA - Continued			
CAMRY - Continued				CELICA - Continued			
1991-1988 - Continued				1995-1994 - Continued			
V-6 2.5 L ENG.				4-CYL. 2.2 L ENG.			
Pressure - From Pump.....	71434			Pressure	80106		
Pressure - To Gear.....	91677			Return - Cooler To Reservoir.....		★19"	
Reservoir		⇄31"		Return - Gear To Pipe.....		★9"	
Return - From Gear		★9"		Return - Pipe To Cooler.....		★12"	
Return - To Pump.....		★8"					
1987				1993-1990			
4-CYL. 2.0 L ENG.				4-CYL. 1.6 L ENG.			
Pressure - From Pump.....	71354			Pressure	80193		
Pressure - To Gear.....	91686			Return - Cooler To Reservoir.....		★12"	
Reservoir		⇄		Return - Gear To Cooler		★9"	
Return - From Gear	91912						
Return - To Pump.....		★8"		4-CYL. 2.0 L ENG.			
1986				4-CYL. 2.0 L ENG.			
Pressure - From Pump.....	71292			Pressure - From Pump.....	71773		
Pressure - To Gear.....	91549			Pressure - To Gear.....	91700		
Reservoir		⇄19"		Return - From Gear.....		★16"	
Return - From Gear		★8"		Return - To Reservoir.....		★9"	
Return - To Reservoir.....		★11"		4-CYL. 2.2 L ENG.			
4-CYL. 2.0 L DIESEL ENG.				4-CYL. 2.2 L ENG.			
Return - Gear To Pipe.....		★7"		Pressure - From Pump.....	71773		
		★10"		Pressure - To Gear.....	91700		
1985				4-CYL. 2.2 L ENG.			
4-CYL. 1.8 L DIESEL ENG.				4-CYL. 2.2 L ENG.			
Return - Gear To Pipe.....		★7"		Pressure - From Pump.....	71773		
Return - Pipe To Reservoir		★10"		Pressure - To Gear.....	91700		
4-CYL. 2.0 L ENG.				4-CYL. 2.2 L ENG.			
Pressure - From Pump.....	71292			Return - Cooler To Pipe.....		★10"	
Pressure - To Gear.....	91549			Return - Gear To Cooler		★20"	
Reservoir		⇄19"		Return - Pipe To Pipe.....		★12"	
Return - From Gear		★8"		Return - Pipe To Reservoir		★12"	
Return - To Reservoir.....		★11"		1989-1988			
1984				4-CYL. 2.0 L ENG.			
4-CYL. 1.8 L DIESEL ENG.; 4-CYL. 2.0 L ENG.				4-CYL. 2.0 L ENG.			
Pressure - From Pump.....	71292			Pressure - From Pump; W/O Turbo.....	71776		
Pressure - To Gear.....	91549			Pressure - To Gear; W/O Turbo	91676		
Reservoir		⇄19"		Reservoir		⇄	
Return - From Gear		★8"		Return - Cooler To Pipe; W/O Turbo;			
Return - To Reservoir.....		★11"		W/Variable Induction System;			
1983				4-CYL. 2.0 L ENG.			
4-CYL. 2.0 L ENG.				4-CYL. 2.0 L ENG.			
Pressure - From Pump.....	71292			Return - Gear To Pipe; W/Variable In-		★18"	
Pressure - To Gear.....	91549			duction System; W/Anti-Lock Brake			
Reservoir		⇄19"		System.....		★14"	
Return - From Gear		★8"		Return - Pipe To Cooler; W/O Turbo;			
Return - To Reservoir.....		★11"		W/Variable Induction System;			
CELICA				4-CYL. 2.0 L ENG.			
1995-1994				4-CYL. 2.0 L ENG.			
4-CYL. 1.8 L ENG.				4-CYL. 2.0 L ENG.			
Pressure	80105			Pressure - From Pump.....	71776		
Return - Cooler To Reservoir.....		★19"		Pressure - To Gear.....	91591		
Return - Gear To Pipe.....		★9"		Reservoir		⇄	
Return - Pipe To Cooler.....		★12"		Return - Gear To Pipe.....		★14"	
				Return - Pipe To Reservoir; W/SOHC			
				Eng.....		★8"	

SYSTEM PUMP & GEAR IDENT.

SYSTEM & COMPONENT IDENT.

PASS. CARS

LIGHT TRUCKS

MEDIUM/HEAVY TRUCKS

BUSES

HOSE NUMERICAL

REPAIR KITS

KIT NUMERICAL

ILLUSTRATIONS

* Cut From C.P.E. 3/8" I.D. Hose: 71350 (48"), 81352 (25").
 † Cut From S.A.E. 11/32" I.D. Hose: 80062 (12"), 80063 (24"), 80064 (36"), 81353 (25").
 ★ Cut From S.A.E. 3/8" I.D. Hose: 71224 (24"), 71236 (36"), 71206 (48"), 81206 (25"). May Also Use 3/8" C.P.E.
 ♣ Cut From S.A.E. 5/8" I.D. Hose: 71351 (36").
 □ Cut From 1/2" I.D. Suction Hose: 71296 (36"), 81354 (10').
 ⇄ Cut From 5/8" I.D. Suction Hose: 71207 (42"), 81355 (10').
 ★ Cut From 3/4" I.D. Suction Hose: 71297 (36"), 81356 (10').
 ☆ See Page A14 For Pump or Gear Identification.

② Two Required.
 ③ Three Required.
 ④ Four Required.
 ⇄ Cut To Fit.
 ♣ Replaces Both Upper and Lower Hose.
 ★ 252660 Adaptor Required For Some Models.
 ♣ See Page A6 For Installation Procedure.

Power Steering Hose for Passenger Cars

	Application	Assembly Number	Multi-Use Hose	End Fitting	Application	Assembly Number	Multi-Use Hose	End Fitting	
SYSTEM PUMP & GEAR IDENT.	TOYOTA - Continued				TOYOTA - Continued				
SYSTEM & COMPONENT IDENT.	CELICA - Continued				COROLLA - Continued				
	1985-1982				1991 - Continued				
	4-CYL. 2.4 L ENG.				4-CYL. 1.6 L ENG. - Continued				
	Pressure	91516			Return - Gear To Pipe; W/Cooler; Sedan; Wagon.....			★12"	
	Reservoir		↔16"		Return - Gear To Pipe; W/O Cooler; Sedan; Wagon			★12"	
	Return - Cooler To Reservoir.....		★18"		Return - Pipe To Cooler; Sedan; Wagon.....			★18"	
	Return - Gear To Cooler		★27"		Return - Pipe To Reservoir; SR5.....			★10"	
	6-CYL. 2.8 L ENG.				1990				
	Pressure	91517			4-CYL. 1.6 L ENG.				
	Return - Cooler To Reservoir.....		★12"		Pressure; GTS.....	91684			
	Return - Gear To Cooler		★31"		Pressure; SR5	71435			
	1981					Pressure; Sedan; Wagon.....	71440		
	4-CYL. 2.4 L ENG.					Return - Cooler To Reservoir; GTS.....		★12"	
	Pressure	71166			Return - Cooler To Reservoir; Sedan; Wagon			★12"	
	Return		★42"		Return - Gear To Pipe; GTS, SR5.....			★12"	
	6-CYL. 2.8 L ENG.					Return - Gear To Pipe; Sedan; Wagon ..		★12"	
	Pressure	71172			Return - Pipe To Cooler; GTS			★18"	
	Return		★42"		Return - Pipe To Cooler; Sedan; Wagon.....			★18"	
	1980					Return - Pipe To Reservoir; SR5.....		★10"	
	4-CYL. 2.2 L ENG.					Return - Pipe To Reservoir; W/O Cooler; Sedan; Wagon.....		★10"	
	Pressure	71167							
	Return		★						
	1979-1978					1989			
	4-CYL. 134 ENG.					4-CYL. 1.6 L ENG.			
	Pressure	71167			Pressure; GTS.....	91684			
	Return		★		Pressure; SR5	71435			
	COROLLA					Pressure; Sedan; Wagon.....	71440		
	1995-1993					Reservoir - Reservoir To Pipe; Apr. & Older; GTS.....		↔5"	
	4-CYL. 1.6 L ENG.; 4-CYL. 1.8 L ENG.					Return - Cooler To Reservoir; May & Newer; GTS		★12"	
	Pressure; W/Flared Fitting	80107			Return - Cooler To Reservoir; Sedan; Wagon			★12"	
	Pressure; W/O-Ring Fitting.....	71782			Return - Gear To Pipe; Apr. & Older; GTS			★10"	
	Return - Cooler To Reservoir.....		★12"		Return - Gear To Pipe; SR5			★12"	
	Return - Gear To Pipe; W/Cooler		★9"		Return - Gear To Pipe; Sedan; Wagon ..			★12"	
	Return - Pipe To Cooler.....		★9"		Return - Gear To Pipe; W/Cooler; May & Newer; GTS.....			★12"	
	1992					Return - Pipe To Cooler; May & Newer; GTS		★18"	
	4-CYL. 1.6 L ENG.					Return - Pipe To Cooler; Sedan; Wagon.....		★18"	
	Pressure; Exc. SR5.....	71440			Return - Pipe To Pipe; Apr. & Older; GTS.....			★14"	
	Pressure; SR5	71435			Return - Pipe To Reservoir; Apr. & Older; GTS.....			★7"	
	Return - Cooler To Reservoir; Exc. SR5.....		★12"		Return - Pipe To Reservoir; SR5.....			★10"	
	Return - Gear To Pipe; SR5		★12"		Return - Pipe To Reservoir; W/O Cooler; Sedan; Wagon.....			★10"	
	Return - Gear To Pipe; W/Cooler; Exc. SR5.....		★12"						
	Return - Gear To Pipe; W/O Cooler; Exc. SR5		★12"						
	Return - Pipe To Cooler; Exc. SR5		★18"						
	Return - Pipe To Reservoir; SR5.....		★10"						
	Return - Pipe To Reservoir; W/O Cooler; Exc. SR5.....		★10"						
	1991					1988			
	4-CYL. 1.6 L ENG.					4-CYL. 1.6 L ENG.			
	Pressure; SR5.....	71435			Pressure; FX16	91893			
	Pressure; Sedan; Wagon.....	71440			Pressure; FX; Sedan.....	91521			
	Return - Cooler To Reservoir; Sedan; Wagon		★12"		Pressure; GTS.....	91684			
	Return - Gear To Pipe; SR5		★12"		Pressure; SR5	71435			
					Pressure; Sedan; Wagon.....	71440			

ILLUSTRATIONS

* Cut From C.P.E. 3/8" I.D. Hose: 71350 (48"), 81352 (25').
 † Cut From S.A.E. 11/32" I.D. Hose: 80062 (12"), 80063 (24"), 80064 (36"), 81353 (25').
 ★ Cut From S.A.E. 3/8" I.D. Hose: 71224 (24"), 71236 (36"), 71206 (48"), 81206 (25'). May Also Use 3/8" C.P.E.
 ♣ Cut From S.A.E. 5/8" I.D. Hose: 71351 (36").
 □ Cut From 1/2" I.D. Suction Hose: 71296 (36"), 81354 (10').
 ⚡ Cut From 5/8" I.D. Suction Hose: 71207 (42"), 81355 (10').
 ✱ Cut From 3/4" I.D. Suction Hose: 71297 (36"), 81356 (10').
 ☆ See Page A14 For Pump or Gear Identification.

② Two Required.
 ③ Three Required.
 ④ Four Required.
 ⚡ Cut To Fit.
 ♣ Replaces Both Upper and Lower Hose.
 ▲ 252660 Adaptor Required For Some Models.
 ♣ See Page A6 For Installation Procedure.

Power Steering Hose for Passenger Cars

Application	Assembly Number	Multi-Use Hose	End Fitting	Application	Assembly Number	Multi-Use Hose	End Fitting
TOYOTA - Continued				TOYOTA - Continued			
COROLLA - Continued				COROLLA - Continued			
1988 - Continued				1984			
4-CYL. 1.6 L ENG. - Continued				4-CYL. 1.6 L ENG.			
Return - Cooler To Reservoir; Sedan; Wagon.....			★12"	Pressure; W/FWD	91521		
Return - Gear To Pipe; FX16.....			★8"	Pressure; W/RWD	91522		
Return - Gear To Pipe; FX; SR5			★12"	Reservoir; W/FWD		☐	
Return - Gear To Pipe; GTS.....			★10"	Return; W/FWD.....		★14"	
Return - Gear To Pipe; Sedan; Wagon ..			★12"	Return - Gear To Pipe; W/RWD		★12"	
Return - Pipe To Cooler; Sedan; Wag- on.....			★18"	Return - Pipe To Reservoir; W/RWD.....		★16"	
Return - Pipe To Pipe; GTS.....			★14"	4-CYL. 1.8 L DIESEL ENG.			
Return - Pipe To Reservoir; FX; FX16; SR5.....			★10"	Return - Gear To Pipe.....		★9"	
Return - Pipe To Reservoir; GTS.....			♣5"	Return - Pipe To Reservoir		★6"	
Return - Pipe To Reservoir; W/O Cool- er; Sedan; Wagon.....			★10"	1983			
1987				4-CYL. 1.6 L ENG.			
4-CYL. 1.6 L ENG.				Pressure - From Pump; W/O Pressure Tube	71173		
Pressure; FX16	91893			Pressure - Pump To Gear; W/Pressure Tube	♻91919		
Pressure; FX; Sedan.....	91521			Reservoir		★	
Pressure; Hatchback; W/FWD.....	91521			Return - To Pump.....		★26"	
Pressure; Sedan.....	91521			1982-1980			
Pressure; W/RWD; SR5.....	91522			4-CYL. 1.8 L ENG.			
Pressure - From Pump; W/RWD; GTS..	91547			Pressure - From Pump; W/O Banjo Pump Fitting.....	80178		
Reservoir; W/RWD; GTS.....		☐		Pressure - To Gear.....	71173		
Return; FX.....		★14"		Return - Cooler To Reservoir		★32"	
Return; Hatchback; W/FWD.....		★14"		Return - Gear To Cooler		★10"	
Return; Sedan.....		★14"		CORONA			
Return; W/RWD; GTS.....		★20"		1982			
Return - Gear To Pipe; FX16.....		★8"		4-CYL. 2.4 L ENG.			
Return - Gear To Pipe; W/RWD; SR5...		★12"		Pressure	71166		
Return - Pipe To Reservoir; FX16		★10"		Return		★	
Return - Pipe To Reservoir; W/RWD; SR5.....		★16"		1981			
1986				4-CYL. 2.4 L ENG.			
4-CYL. 1.6 L ENG.				Pressure	71166		
Pressure; W/FWD; GTS.....	91521			Return		★42"	
Pressure; W/RWD; SR5.....	91522			1980			
Pressure - From Pump; W/RWD; GTS..	91547			4-CYL. 2.2 L ENG.			
Reservoir; W/FWD; GTS.....		☐		Pressure	71167		
Reservoir; W/RWD; GTS		☐		Return		★42"	
Return; W/FWD; GTS		★14"		1979			
Return; W/RWD; GTS.....		★20"		4-CYL. 134 ENG.			
Return - Gear To Pipe; W/RWD; SR5...		★12"		Pressure	71167		
Return - Pipe To Reservoir; W/RWD; SR5.....		★16"		Reservoir		♣44"	
1985				Return		★42"	
4-CYL. 1.6 L ENG.				1978			
Pressure; W/FWD; GTS.....	91521			4-CYL. 134 ENG.			
Pressure; W/RWD; SR5.....	91522			Pressure	71109		
Pressure - From Pump; W/RWD; GTS..	91547			Return		★12"	
Reservoir; W/FWD; GTS.....		☐		1977			
Reservoir; W/RWD; GTS		☐		4-CYL. 134 ENG.			
Return; W/FWD; GTS		★14"		Pressure	71109		
Return; W/RWD; GTS.....		★20"		1984			
Return - Gear To Pipe; W/RWD; SR5...		★12"		4-CYL. 1.6 L ENG.			
Return - Pipe To Reservoir; W/RWD; SR5.....		★16"		Pressure; W/FWD	91521		
4-CYL. 1.8 L DIESEL ENG.				Pressure; W/RWD	91522		
Return - Gear To Pipe.....			★9"	Reservoir; W/FWD		☐	
Return - Pipe To Reservoir			★6"	Return; W/FWD.....		★14"	

SYSTEM PUMP & GEAR IDENT.
SYSTEM & COM- PONENT IDENT.
PASS. CARS
LIGHT TRUCKS
MEDIUM/ HEAVY TRUCKS
BUSES
HOSE NUMER- ICAL
REPAIR KITS
KIT NUMER- ICAL
ILLUSTRATIONS

* Cut From C.P.E. 3/8" I.D. Hose: 71350 (48"), 81352 (25").
 † Cut From S.A.E. 11/32" I.D. Hose: 80062 (12"), 80063 (24"), 80064 (36"), 81353 (25").
 ★ Cut From S.A.E. 3/8" I.D. Hose: 71224 (24"), 71236 (36"), 71206 (48"), 81206 (25"). May Also Use 3/8" C.P.E.
 ♣ Cut From S.A.E. 5/8" I.D. Hose: 71351 (36").
 ☐ Cut From 1/2" I.D. Suction Hose: 71296 (36"), 81354 (10').
 ♣ Cut From 5/8" I.D. Suction Hose: 71207 (42"), 81355 (10').
 ★ Cut From 3/4" I.D. Suction Hose: 71297 (36"), 81356 (10').
 ☆ See Page A14 For Pump or Gear Identification.

② Two Required.
 ③ Three Required.
 ④ Four Required.
 ≡ Cut To Fit.
 ♻ Replaces Both Upper and Lower Hose.
 ▲ 252660 Adaptor Required For Some Models.
 ♣ See Page A6 For Installation Procedure.

Power Steering Hose for Passenger Cars

	Application	Assembly Number	Multi-Use Hose	End Fitting	Application	Assembly Number	Multi-Use Hose	End Fitting
SYSTEM PUMP & GEAR IDENT.	TOYOTA - Continued				TOYOTA - Continued			
SYSTEM & COMPONENT IDENT.	CRESSIDA				SUPRA - Continued			
PASS. CARS	1992-1989				1993			
	6-CYL. 3.0 L ENG.				6-CYL. 3.0 L ENG.			
	Pressure	91699			Pressure; May & Newer.....	91862		
	Reservoir		✦16"		Pressure; W/O Turbo; Apr. & Older.....	91688		
	Return - Gear To Pipe.....		★6"		Pressure; W/Turbo; Apr. & Older.....	91761		
	Return - Pipe To Reservoir.....		★30"		Reservoir; W/Turbo; Apr. & Older.....		✦7"	
	1988-1985				Return - Cooler To Reservoir; May & Newer.....			
	6-CYL. 2.8 L ENG.							
	Pressure	91592			Return - Cooler To Reservoir; W/O Turbo.....		★24"	
	Return - Gear To Pipe.....		★6"		Return - Cooler To Reservoir; W/Turbo.		★8"	
	Return - Pipe To Reservoir.....		★24"		Return - Gear To Cooler; Apr. & Older.		★19"	
	1984-1983				Return - Gear To Cooler; May & Newer.....			
	6-CYL. 2.8 L ENG.				1992-1989			
	Pressure - From Pump.....	91518			6-CYL. 3.0 L ENG.			
	Pressure - To Gear.....	71261			Pressure; W/O Turbo.....	91688		
	Return - Cooler To Reservoir.....		★12"		Pressure; W/Turbo.....	91761		
	Return - Gear To Cooler.....		★26"		Reservoir; W/Turbo.....		✦7"	
LIGHT TRUCKS	1982-1981				Return - Cooler To Reservoir; W/O Turbo.....			
	6-CYL. 2.8 L ENG.				Return - Cooler To Reservoir; W/Turbo.			
	Pressure - To Gear.....	71172			Return - Gear To Cooler.....		★8"	
	Return - Cooler To Reservoir.....		★16"				★19"	
	Return - Gear To Cooler.....		★31"		1988-1987			
MEDIUM/HEAVY TRUCKS	1980				6-CYL. 3.0 L ENG.			
	6-CYL. 2.6 L ENG.				Pressure.....			
	Pressure - To Gear.....	71172			Return - Cooler To Reservoir; W/O Turbo.....	91687		
	Reservoir		★		Return - Cooler To Reservoir; W/Turbo.		★24"	
	Return - From Gear.....		★		Return - Gear To Cooler.....		★8"	
BUSES	1979-1978				Return - Gear To Cooler.....			
	6-CYL. 156 ENG.				1986			
	Pressure - To Gear.....	71172			6-CYL. 3.0 L ENG.			
	Reservoir		★		Pressure.....	91687		
	Return - From Gear.....		★		Return - Cooler To Reservoir.....		★24"	
	MR2				Return - Gear To Cooler.....			
	1995-1991				TERCEL			
	4-CYL. 2.0 L ENG.; 4-CYL. 2.2 L ENG.				1995			
	Return - Gear To Pipe.....		★6"		4-CYL. 1.5 L ENG.			
	Return - Pipe To Reservoir.....		★6"		Pressure.....	80108		
HOSE NUMERICAL	PASEO				Return - Gear To Pipe.....			
	1995-1992				Return - Pipe To Reservoir.....			
	4-CYL. 1.5 L ENG.							
	Pressure	91763			1994-1992			
	Return - Gear To Pipe.....		★11"		4-CYL. 1.5 L ENG.			
	Return - Pipe To Reservoir.....		★5"		Pressure.....	91763		
REPAIR KITS	SUPRA				Return - Gear To Pipe.....			
	1995-1994				Return - Pipe To Reservoir.....			
	6-CYL. 3.0 L ENG.				1991			
	Pressure	91862			4-CYL. 1.5 L ENG.			
	Reservoir		✦7"		Pressure; Apr. 1 & Newer.....	91763		
	Return - Cooler To Reservoir.....		★11"		Pressure; Mar. 31 & Older.....	91762		
	Return - Gear To Cooler.....		★14"		Return - Gear To Pipe.....		★11"	
					Return - Pipe To Reservoir.....			
					1990			
					4-CYL. 1.5 L ENG.			
					Pressure.....			
					91678			
					Reservoir.....			
					✦			

* Cut From C.P.E. 3/8" I.D. Hose: 71350 (48"), 81352 (25").
 † Cut From S.A.E. 11/32" I.D. Hose: 80062 (12"), 80063 (24"), 80064 (36"), 81353 (25").
 ★ Cut From S.A.E. 3/8" I.D. Hose: 71224 (24"), 71236 (36"), 71206 (48"), 81206 (25"). May Also Use 3/8" C.P.E.
 ✦ Cut From S.A.E. 5/8" I.D. Hose: 71351 (36").
 □ Cut From 1/2" I.D. Suction Hose: 71296 (36"), 81354 (10').
 ✧ Cut From 5/8" I.D. Suction Hose: 71207 (42"), 81355 (10').
 ✨ Cut From 3/4" I.D. Suction Hose: 71297 (36"), 81356 (10').
 ☆ See Page A14 For Pump or Gear Identification.

② Two Required.
 ③ Three Required.
 ④ Four Required.
 ✧ Cut To Fit.
 ✨ Replaces Both Upper and Lower Hose.
 ▲ 252660 Adaptor Required For Some Models.
 ✦ See Page A6 For Installation Procedure.

Power Steering Hose for Passenger Cars

Application	Assembly Number	Multi-Use Hose	End Fitting	Application	Assembly Number	Multi-Use Hose	End Fitting
TOYOTA - Continued				VOLKSWAGEN - Continued			
TERCEL - Continued				CORRADO - Continued			
1990 - Continued				1991-1990			
4-CYL. 1.5 L ENG. - Continued				4-CYL. 1.8 L ENG.			
Return - Gear To Pipe.....		★10"		Pressure	71280		
Return - Pipe To Reservoir.....		★9"		Reservoir		⊕	
1989				Return			
4-CYL. 1.5 L ENG.				Return			
Pressure	91759			★			
Reservoir		⊕		GOLF			
Return - Gear To Pipe.....		★10"		1995-1993			
Return - Pipe To Reservoir.....		★9"		4-CYL. 1.8 L ENG. (CANADA); 4-CYL. 2.0 L ENG.			
1988-1987				Pressure			
4-CYL. 1.5 L ENG.				92030			
Pressure; Hatchback, Sedan	91590			1992-1990			
Pressure - From Pump; Wagon	91589			4-CYL. 1.6 L DIESEL ENG. (CANADA); 4-CYL. 1.8 L ENG.;			
Pressure - To Gear; Wagon	71876			4-CYL. 2.0 L ENG.			
Reservoir; Hatchback, Sedan		⊕		Pressure	71280		
Return - Cooler To Reservoir; Wagon...		★13"		Reservoir	80220		
Return - Gear To Cooler; Wagon.....		★10"		Return	80170		
Return - Gear To Pipe; Hatchback, Sedan.....		★8"		1989-1988			
Return - Pipe To Reservoir; Hatchback, Sedan		★9"		4-CYL. 1.6 L DIESEL ENG. (CANADA); 4-CYL. 1.8 L ENG.			
1986-1983				Pressure			
4-CYL. 1.5 L ENG.				71280			
Pressure - From Pump.....	91589			Reservoir	80220		
Pressure - To Gear.....	71876			Return	80170		
Return - Cooler To Reservoir.....		★13"		1987-1985			
Return - Gear To Cooler.....		★10"		4-CYL. 1.6 L DIESEL ENG.; 4-CYL. 1.8 L ENG.			
VOLKSWAGEN				Pressure			
CABRIO				71280			
1995				Reservoir			
4-CYL. 2.0 L ENG.				80220			
Pressure; W/Auto. Trans.....	92030			Return	80170		
CABRIOLET				1992-1990			
1993-1985				4-CYL. 1.6 L DIESEL ENG.; 4-CYL. 1.8 L ENG.; 4-CYL. 2.0 L ENG.			
4-CYL. 1.8 L ENG.				Pressure			
Pressure	92080			Reservoir	80220		
Reservoir		⊕		Return	80170		
Return	80175			1989			
CORRADO				4-CYL. 1.6 L DIESEL ENG.; 4-CYL. 1.8 L ENG.			
1994-1993				Pressure			
V-6 2.8 L ENG.				71280			
Pressure	71280			Reservoir	80220		
Reservoir		⊕		Return	80170		
Return		★		1988-1987			
1992				4-CYL. 1.6 L DIESEL ENG. (CANADA); 4-CYL. 1.8 L ENG.			
4-CYL. 1.8 L ENG.; V-6 2.8 L ENG.				Pressure			
Pressure	71280			Reservoir	80220		
Reservoir		⊕		Return	80170		
Return		★		1986-1985			
1991-1990				4-CYL. 1.6 L DIESEL ENG.; 4-CYL. 1.8 L ENG.			
4-CYL. 1.8 L ENG.				Pressure			
Pressure	71280			Reservoir	80220		
Reservoir		⊕		Return	80170		
Return		★		1985-1984			

- * Cut From C.P.E. 3/8" I.D. Hose: 71350 (48"), 81352 (25').
- † Cut From S.A.E. 11/32" I.D. Hose: 80062 (12"), 80063 (24"), 80064 (36"), 81353 (25').
- ★ Cut From S.A.E. 3/8" I.D. Hose: 71224 (24"), 71236 (36"), 71206 (48"), 81206 (25'). May Also Use 3/8" C.P.E.
- ♣ Cut From S.A.E. 5/8" I.D. Hose: 71351 (36").
- Cut From 1/2" I.D. Suction Hose: 71296 (36"), 81354 (10').
- ⊕ Cut From 5/8" I.D. Suction Hose: 71207 (42"), 81355 (10').
- ★ Cut From 3/4" I.D. Suction Hose: 71297 (36"), 81356 (10').
- ☆ See Page A14 For Pump or Gear Identification.

- ⊕ Two Required.
- ⊗ Three Required.
- ⊙ Four Required.
- ≠ Cut To Fit.
- ⊕ Replaces Both Upper and Lower Hose.
- ▲ 252660 Adaptor Required For Some Models.
- ♣ See Page A6 For Installation Procedure.

SYSTEM PUMP & GEAR IDENT.

SYSTEM & COMPONENT IDENT.

PASS. CARS

LIGHT TRUCKS

MEDIUM/HEAVY TRUCKS

BUSES

HOSE NUMERICAL

REPAIR KITS

KIT NUMERICAL

ILLUSTRATIONS

Power Steering Hose for Passenger Cars

	Application	Assembly Number	Multi-Use Hose	End Fitting		Application	Assembly Number	Multi-Use Hose	End Fitting
SYSTEM PUMP & GEAR IDENT.	VOLKSWAGEN - Continued					VOLKSWAGEN - Continued			
	JETTA - Continued					QUANTUM - Continued			
	1984					1984 - Continued			
	4-CYL. 1.6 L DIESEL ENG.; 4-CYL. 1.7 L ENG.; 4-CYL. 1.8 L ENG.					5-CYL. 2.2 L ENG. - Continued			
SYSTEM & COMPONENT IDENT.	Pressure	91539				Return			★
	Reservoir		✦						
	Return		★						
	1983-1982					1983			
	4-CYL. 1.6 L DIESEL ENG.; 4-CYL. 1.7 L ENG.					4-CYL. 1.6 L DIESEL ENG.; 4-CYL. 1.7 L ENG.			
	Pressure	91539				Return			★
	Reservoir		✦						
	Return		★						
PASS. CARS	PASSAT					5-CYL. 2.2 L ENG.			
	1995					Pressure			
	4-CYL. 2.0 L ENG.; V-6 2.8 L ENG.					71380			
	Pressure	92080				Return			★
	Reservoir; W/A.C.		✦12"						
	1994					1982			
	4-CYL. 2.0 L ENG. (CANADA); V-6 2.8 L ENG.					4-CYL. 1.6 L DIESEL ENG.; 4-CYL. 1.7 L ENG.			
	Pressure	92080				Return			★
	Reservoir; W/A.C.		✦12"						
LIGHT TRUCKS	1993					RABBIT			
	4-CYL. 1.8 L ENG. (CANADA); 4-CYL. 1.9 L DIESEL ENG. (CANADA); 4-CYL. 2.0 L ENG.; V-6 2.8 L ENG.					1984			
	Pressure	92080				4-CYL. 1.6 L DIESEL ENG.; 4-CYL. 1.7 L ENG.; 4-CYL. 1.8 L ENG.			
	Reservoir; W/A.C.		✦12"			ENG.			
MEDIUM/HEAVY TRUCKS	1992-1991					Pressure; Convertible			
	4-CYL. 1.8 L ENG. (CANADA); 4-CYL. 2.0 L ENG.					92080			
	Pressure	92080				Pressure; Exc. Convertible			91539
	Reservoir; W/A.C.		✦12"			Reservoir		✦	
BUSES	1990					Return; Convertible			
	4-CYL. 2.0 L ENG.					80175			
	Pressure	92080				Return; Exc. Convertible			★
	Reservoir; W/A.C.		✦12"						
HOSE NUMERICAL	QUANTUM					1983			
	1988-1986					4-CYL. 1.6 L DIESEL ENG.; 4-CYL. 1.7 L ENG.			
	5-CYL. 2.2 L ENG.					Pressure; Convertible			
	Pressure	71380				92080			
	Return		★			Pressure; Exc. Convertible			91539
REPAIR KITS	1985					Reservoir			
	4-CYL. 1.6 L DIESEL ENG.; 4-CYL. 1.8 L ENG.								
	Return		★			Return			★
	5-CYL. 2.2 L ENG.					SCIROCCO			
	Pressure	71380				1989			
	Return		★			4-CYL. 1.8 L ENG. (CANADA)			
KIT NUMERICAL	1984					Pressure			
	4-CYL. 1.6 L DIESEL ENG.					92080			
	Return		★			Reservoir		✦	
	5-CYL. 2.2 L ENG.					Return			
	Pressure	71380				80175			

* Cut From C.P.E. 3/8" I.D. Hose: 71350 (48"), 81352 (25").
 † Cut From S.A.E. 11/32" I.D. Hose: 80062 (12"), 80063 (24"), 80064 (36"), 81353 (25").
 ★ Cut From S.A.E. 3/8" I.D. Hose: 71224 (24"), 71236 (36"), 71206 (48"), 81206 (25"). May Also Use 3/8" C.P.E.
 ✦ Cut From S.A.E. 5/8" I.D. Hose: 71351 (36").
 □ Cut From 1/2" I.D. Suction Hose: 71296 (36"), 81354 (10').
 ✧ Cut From 5/8" I.D. Suction Hose: 71207 (42"), 81355 (10').
 ✨ Cut From 3/4" I.D. Suction Hose: 71297 (36"), 81356 (10').
 ☆ See Page A14 For Pump or Gear Identification.

② Two Required.
 ③ Three Required.
 ④ Four Required.
 ≍ Cut To Fit.
 ✨ Replaces Both Upper and Lower Hose.
 ▲ 252660 Adaptor Required For Some Models.
 ✦ See Page A6 For Installation Procedure.

Power Steering Hose for Passenger Cars

Application	Assembly Number	Multi-Use Hose	End Fitting	Application	Assembly Number	Multi-Use Hose	End Fitting
VOLKSWAGEN - Continued				VOLVO - Continued			
SCIROCCO - Continued				240 - Continued			
1982				1981-1980 - Continued			
4-CYL. 1.7 L ENG.				6-CYL. 2.4 L DIESEL ENG.			
Pressure	71380			Pressure	71208		
Return		★		Return		★18"	
VOLVO				1979-1978			
240				4-CYL. 130 ENG.			
1993-1991				Pressure			
Pressure	80181			Pressure	71208		★18"
Return	80182			Return			
1990-1986				260			
4-CYL. 2.3 L ENG.				1982			
Pressure	71287			V-6 2.8 L ENG.			
Reservoir		⊕15"		Return			★18"
Return		★34"		1981-1980			
1985				4-CYL. 2.1 L ENG.			
Pressure	71208			Pressure	71208		
Return		★20"		Return			★54"
4-CYL. 2.3 L ENG.				6-CYL. 2.4 L DIESEL ENG.; V-6 2.8 L ENG.			
Pressure	71287			Return			★18"
Reservoir		⊕20"		740			
Return		★34"		1992-1991			
6-CYL. 2.4 L DIESEL ENG.				4-CYL. 2.3 L ENG.			
Pressure	71208			Pressure	80174		
Return		★26"		Return	80183		
1984				1990-1989			
4-CYL. 2.1 L ENG.				4-CYL. 2.3 L ENG.			
Pressure	71208			Pressure; W/DOHC Eng.	80179		
Return		★20"		Pressure; W/SOHC Eng.	80174		
4-CYL. 2.3 L ENG.				Reservoir; W/DOHC Eng.			
Pressure	71208			Return; W/SOHC Eng.			⊕17"
Return		★18"					★31"
6-CYL. 2.4 L DIESEL ENG.				1988			
Pressure	71208			4-CYL. 2.3 L ENG.			
Return		★26"		Pressure	80174		
1983				Return			
4-CYL. 2.1 L ENG.; 4-CYL. 2.3 L ENG.; 6-CYL. 2.4 L DIESEL ENG.				Pressure			
Pressure	71208			Pressure	71285		
Return		★18"		Return			★31"
1982				1986			
4-CYL. 2.1 L ENG.; 4-CYL. 2.3 L ENG. (CANADA); 6-CYL. 2.4 L DIESEL ENG.				4-CYL. 2.3 L ENG.			
Pressure	71208			Pressure	71285		
Return		★18"		Return			★31"
1981-1980				6-CYL. 2.4 L DIESEL ENG.			
4-CYL. 2.1 L ENG.				Return			
Pressure	71208			Return			★25"
Return		★54"		1985			
4-CYL. 2.1 L ENG.				4-CYL. 2.3 L ENG.			
Pressure	71208			Pressure	71285		
Return		★54"		Return			

SYSTEM PUMP & GEAR IDENT.
SYSTEM & COMPONENT IDENT.
PASS. CARS
LIGHT TRUCKS
MEDIUM/HEAVY TRUCKS
BUSES
HOSE NUMERICAL
REPAIR KITS
KIT NUMERICAL
ILLUSTRATIONS

* Cut From C.P.E. 3/8" I.D. Hose: 71350 (48"), 81352 (25").
 † Cut From S.A.E. 11/32" I.D. Hose: 80062 (12"), 80063 (24"), 80064 (36"), 81353 (25").
 ★ Cut From S.A.E. 3/8" I.D. Hose: 71224 (24"), 71236 (36"), 71206 (48"), 81206 (25"). May Also Use 3/8" C.P.E.
 ❖ Cut From S.A.E. 5/8" I.D. Hose: 71351 (36").
 □ Cut From 1/2" I.D. Suction Hose: 71296 (36"), 81354 (10').
 ⊕ Cut From 5/8" I.D. Suction Hose: 71207 (42"), 81355 (10').
 ✱ Cut From 3/4" I.D. Suction Hose: 71297 (36"), 81356 (10').
 ☆ See Page A14 For Pump or Gear Identification.

② Two Required.
 ③ Three Required.
 ④ Four Required.
 ≍ Cut To Fit.
 ⊕ Replaces Both Upper and Lower Hose.
 ▲ 252660 Adaptor Required For Some Models.
 ❖ See Page A6 For Installation Procedure.

Power Steering Hose for Passenger Cars

	Application	Assembly Number	Multi-Use Hose	End Fitting	Application	Assembly Number	Multi-Use Hose	End Fitting
SYSTEM PUMP & GEAR IDENT.	VOLVO - Continued				VOLVO - Continued			
SYSTEM & COMPONENT IDENT.	760				760 - Continued			
	1990-1989				1983			
	4-CYL. 2.3 L ENG.				6-CYL. 2.4 L DIESEL ENG.			
	Pressure	80174			Return		★25"	
	V-6 2.8 L ENG.				V-6 2.8 L ENG.	71284		
	Pressure	71284			Reservoir		♣20"	
	Return		★10"		Return		★18"	
	1988				780			
	4-CYL. 2.3 L ENG.				1991			
	Pressure	80174			4-CYL. 2.3 L ENG.			
PASS. CARS	V-6 2.8 L ENG.				Pressure	80174		
	Pressure	71284			Return			
	Return		★17"		1990-1989			
	1987-1986				4-CYL. 2.3 L ENG.			
	Pressure	71285			Pressure	80174		
	Return		★31"		V-6 2.8 L ENG.			
LIGHT TRUCKS	V-6 2.8 L ENG.				Pressure	71284		
	Pressure	71284			Return		★10"	
	Return		★18"		1988-1987			
	1985				V-6 2.8 L ENG.			
	4-CYL. 2.3 L ENG.				Pressure			
	Pressure	71285			Return	71284		★17"
	Return		★31"		940			
MEDIUM/HEAVY TRUCKS	6-CYL. 2.4 L DIESEL ENG.				1993-1991			
	Return		★25"		4-CYL. 2.3 L ENG.			
	V-6 2.8 L ENG.				Pressure			
	Pressure	71284			Return	80174		
	Return		★18"		Return	80183		
BUSES	1984				960			
	4-CYL. 2.3 L ENG.				1995-1994			
	Pressure; W/A.C.	71286			6-CYL. 2.9 L ENG.			
	Return		★24"		Return - Cooler To Pump		★16"	
	6-CYL. 2.4 L DIESEL ENG.				1993-1992			
	Return		★25"		6-CYL. 2.9 L ENG.			
	V-6 2.8 L ENG.				Pressure			
	Pressure	71284			Return - Cooler To Pump	80179		★16"
	Reservoir		♣20"					
	Return		★18"					
HOSE NUMERICAL								
REPAIR KITS								
KIT NUMERICAL								

* Cut From C.P.E. 3/8" I.D. Hose: 71350 (48"), 81352 (25").
 † Cut From S.A.E. 11/32" I.D. Hose: 80062 (12"), 80063 (24"), 80064 (36"), 81353 (25").
 ★ Cut From S.A.E. 3/8" I.D. Hose: 71224 (24"), 71236 (36"), 71206 (48"), 81206 (25"). May Also Use 3/8" C.P.E.
 ♣ Cut From S.A.E. 5/8" I.D. Hose: 71351 (36").
 □ Cut From 1/2" I.D. Suction Hose: 71296 (36"), 81354 (10').
 ♣ Cut From 5/8" I.D. Suction Hose: 71207 (42"), 81355 (10').
 ♣ Cut From 3/4" I.D. Suction Hose: 71297 (36"), 81356 (10').
 ☆ See Page A14 For Pump or Gear Identification.

② Two Required.
 ③ Three Required.
 ④ Four Required.
 ♣ Cut To Fit.
 ♣ Replaces Both Upper and Lower Hose.
 ▲ 252660 Adaptor Required For Some Models.
 ♣ See Page A6 For Installation Procedure.

Power Steering Hose for Light Trucks

Alphabetical Listing

Includes Truck Models Through 1 Ton Capacity

SYSTEM
PUMP &
GEAR
IDENT.

Application	Assembly Number	Multi-Use Hose	End Fitting	Application	Assembly Number	Multi-Use Hose	End Fitting
CHEVROLET				CHEVROLET - Continued			
IMPORTANT: PLEASE NOTE. To select correct replacement parts, it may be necessary to identify the code character for the engine by looking at the VIN (Vehicle Identification Number) located on the dash panel. For 1981 and newer cars, refer to the 8th digit of VIN for the correct engine code. For 1980 and older cars, refer to the 5th digit of VIN for the correct engine code.				ASTRO - Continued			
ASTRO				1991			
1995				V-6 4.3 L ENG.			
Pressure; Conventional System.....	71771			Pressure; Conventional System.....	71771		
Pressure - Hydroboost To Gear; Hydroboost System	80056			Pressure - Hydroboost To Gear; Hydroboost System	71787		
Pressure - Pump To Hydroboost; Hydroboost System	91819			Pressure - Pump To Hydroboost; Hydroboost System	91706		
Reservoir; Conventional System.....		✚31"		Reservoir; Conventional System.....		✚31"	
Reservoir; Hydroboost System		✚28"		Reservoir; Hydroboost System		✚31"	
Return; Conventional System; W/O Cooler		*11"		Return; Conventional System; W/O Cooler		*11"	
Return; Hydroboost System; W/O Cooler		*14"		Return; Hydroboost System; W/O Cooler		*14"	
Return - Cooler To Pump; Hydroboost System.....		*48"		Return - Cooler To Pump; Hydroboost System.....		*48"	
Return - Cooler To Reservoir; Conventional System.....		*22"		Return - Cooler To Reservoir; Conventional System.....		*22"	
Return - Gear To Cooler; Conventional System.....		*11"		Return - Gear To Cooler; Conventional System.....		*11"	
Return - Gear To Cooler; Hydroboost System.....		*24"		Return - Gear To Cooler; Hydroboost System.....		*24"	
Return - Hydroboost To Reservoir; Hydroboost System		*26"		Return - Hydroboost To Reservoir; Hydroboost System		*26"	
1994-1992				1990			
V-6 4.3 L ENG.				4-CYL. 2.5 L ENG.			
Pressure; Conventional System.....	71771			Pressure	70439		
Pressure - Hydroboost To Gear; Hydroboost System	71779			Return; W/O Cooler		*11"	
Pressure - Pump To Hydroboost; Hydroboost System	91706			Return - Cooler To Pump.....		*18"	
Reservoir; Conventional System.....		✚31"		Return - Gear To Cooler		*10"	
Reservoir; Hydroboost System		✚31"		V-6 4.3 L ENG.			
Return; Conventional System; W/O Cooler		*11"		Pressure; Conventional System.....	71771		
Return; Hydroboost System; W/O Cooler		*14"		Pressure - Hydroboost To Gear; Hydroboost System	71787		
Return - Cooler To Pump; Hydroboost System.....		*48"		Pressure - Pump To Hydroboost; Hydroboost System	91706		
Return - Cooler To Reservoir; Conventional System.....		*22"		Reservoir; Conventional System.....		✚31"	
Return - Gear To Cooler; Conventional System.....		*11"		Reservoir; Hydroboost System		✚31"	
Return - Gear To Cooler; Hydroboost System.....		*24"		Return; Conventional System; W/O Cooler		*11"	
Return - Hydroboost To Reservoir; Hydroboost System		*26"		Return; Hydroboost System; W/O Cooler		*14"	
				Return - Cooler To Pump; Hydroboost System.....		*48"	
				Return - Cooler To Reservoir; Conventional System.....		*22"	
				Return - Gear To Cooler; Conventional System.....		*11"	
				Return - Gear To Cooler; Hydroboost System.....		*24"	
				Return - Hydroboost To Reservoir; Hydroboost System		*26"	

SYSTEM &
COM-
ONENT
IDENT.

PASS.
CARS

LIGHT
TRUCKS

MEDIUM/
HEAVY
TRUCKS

BUSES

HOSE
NUMER-
ICAL

REPAIR
KITS

KIT
NUMER-
ICAL

ILLUSTRATIONS

- * Cut From C.P.E. 3/8" I.D. Hose: 71350 (48"), 81352 (25').
- † Cut From S.A.E. 11/32" I.D. Hose: 80062 (12"), 80063 (24"), 80064 (36"), 81353 (25').
- ★ Cut From S.A.E. 3/8" I.D. Hose: 71224 (24"), 71236 (36"), 71206 (48"), 81206 (25'). May Also Use 3/8" C.P.E.
- ♣ Cut From S.A.E. 5/8" I.D. Hose: 71351 (36").
- Cut From 1/2" I.D. Suction Hose: 71296 (36"), 81354 (10').
- ✚ Cut From 5/8" I.D. Suction Hose: 71207 (42"), 81355 (10').
- * Cut From 3/4" I.D. Suction Hose: 71297 (36"), 81356 (10').
- ☆ See Page A14 For Pump or Gear Identification.

- Ⓜ Two Required.
- Ⓝ Three Required.
- Ⓞ Four Required.
- ≠ Cut To Fit.
- ⊗ Replaces Both Upper and Lower Hose.
- ▲ 252660 Adaptor Required For Some Models.
- ♣ See Page A6 For Installation Procedure.

Power Steering Hose for Light Trucks

	Application	Assembly Number	Multi-Use Hose	End Fitting	Application	Assembly Number	Multi-Use Hose	End Fitting
SYSTEM PUMP & GEAR IDENT.	CHEVROLET - Continued				CHEVROLET - Continued			
SYSTEM & COMPONENT IDENT.	ASTRO - Continued				BLAZER - Continued			
PASS. CARS	1989-1987				1993-1992			
	4-CYL. 2.5 L ENG.				V-6 4.3 L ENG.			
	Pressure	70439			Pressure	71404		
	Return; W/O Cooler		*11"		Return; W/O Cooler		*18"	39108
	Return - Cooler To Pump		*18"		Return - Cooler To Pump		*36"	
	Return - Gear To Cooler		*10"		Return - Gear To Cooler		*30"	39108
	V-6 4.3 L ENG.				V-8 5.7 L ENG.			
	Pressure	70413			Pressure; Conventional System	71668		
	Return		*11"		Pressure - Hydroboost To Gear; Hydroboost System	91730		
	1986				1991-1990			
	4-CYL. 2.5 L ENG.				V-6 4.3 L ENG.			
	Pressure	71274			Pressure	71404		
	Reservoir		⊕8"		Return; W/O Cooler		*18"	39108
	Return		*17"		Return - Cooler To Pump		*36"	
	V-6 4.3 L ENG.				Return - Gear To Cooler			
	Pressure	70408			Return - Gear To Cooler		*30"	39108
	Return		*10"		Return - Hydroboost To Pump; Hydroboost System	91818		
LIGHT TRUCKS	1985				1991-1990			
	4-CYL. 2.5 L ENG.				V-6 4.3 L ENG.			
	Pressure	71274			Pressure	71404		
	Reservoir		⊕8"		Return; W/O Cooler		*18"	39108
	Return		*17"		Return - Cooler To Pump		*36"	
	V-6 4.3 L ENG.				Return - Gear To Cooler			
	Pressure	80129			Return - Gear To Cooler		*30"	39108
	Return		⊕10"		Return - Hydroboost To Pump; Hydroboost System	91466		
MEDIUM/HEAVY TRUCKS	BLAZER				1991-1990			
	1995				V-6 4.3 L ENG.			
	Pressure	71404			Pressure	71404		
	Return; W/O Cooler		*18"	39108	Return; W/O Cooler		*18"	39108
	Return - Cooler To Pump		*37"		Return - Cooler To Pump		*36"	
	Return - Gear To Cooler		*30"	39108	Return - Gear To Cooler		*30"	39108
BUSES	1994				V-8 5.7 L ENG.			
	V-6 4.3 L ENG.				Pressure; Conventional System			
	Pressure	71404			Pressure	71668		
	Return; W/O Cooler		*18"	39108	Pressure - Hydroboost To Gear; Hydroboost System	91730		
	Return - Cooler To Pump		*36"		Pressure - Pump To Hydroboost; Hydroboost System	91651		
	Return - Gear To Cooler		*30"	39108	Return; Conventional System; W/O Cooler	⊖71417		
HOSE NUMERICAL	V-8 5.7 L ENG.				Return - Cooler To Pump; W/Finned Cooler			
	Pressure; Conventional System	71668			Return - Cooler To Pump; W/Finned Cooler		*42"	
	Pressure - Hydroboost To Gear; Hydroboost System	91730			Return - Hydroboost To Pump; Hydroboost System	91818		
	Pressure - Pump To Hydroboost; Hydroboost System	91651			V-8 6.2 L DIESEL ENG.			
	Return; Conventional System; W/O Cooler	⊖71417			Pressure - Hydroboost To Gear	71772		
	Return - Cooler To Pump; W/Finned Cooler		*42"		Pressure - Pump To Hydroboost	91697		
REPAIR KITS	V-8 6.5 L DIESEL ENG.				Return - Gear To Pump			
	Pressure - Hydroboost To Gear	91730			Return - Gear To Pump		*12"	
	Pressure - Pump To Hydroboost	91651			Return - Hydroboost To Pump		*32"	
	Return - Cooler To Pump		*42"		1989			
	Return - Hydroboost To Pump	91818			V-6 2.8 L ENG.			
KIT NUMERICAL	1989				V-6 4.3 L ENG.			
	V-6 4.3 L ENG.				Pressure			
	Pressure	71404			Pressure	70421		
	Return; W/O Cooler		*18"	39108	Return; W/O Cooler		*17"	39108
	Return - Cooler To Pump		*20"		Return - Cooler To Pump		*20"	
	Return - Gear To Cooler		*20"		Return - Gear To Cooler		*20"	
	V-6 4.3 L ENG.				V-8 5.7 L ENG.			
	Pressure	71404			Pressure; Conventional System	71402		
	Return; W/O Cooler		*18"	39108	Pressure - Hydroboost To Gear; Hydroboost System	71093		
	Return - Cooler To Pump		*36"		Pressure - Pump To Hydroboost; Hydroboost System	91466		
	Return - Gear To Cooler		*30"	39108	Return; W/O Cooler	⊖71417		
ILLUSTRATIONS	* Cut From C.P.E. 3/8" I.D. Hose: 71350 (48"), 81352 (25').				Ⓜ Two Required.			
	† Cut From S.A.E. 11/32" I.D. Hose: 80062 (12"), 80063 (24"), 80064 (36"), 81353 (25').				Ⓝ Three Required.			
	★ Cut From S.A.E. 3/8" I.D. Hose: 71224 (24"), 71236 (36"), 71206 (48"), 81206 (25'). May Also Use 3/8" C.P.E.				Ⓞ Four Required.			
	♣ Cut From S.A.E. 5/8" I.D. Hose: 71351 (36').				Ⓟ Cut To Fit.			
	□ Cut From 1/2" I.D. Suction Hose: 71296 (36"), 81354 (10').				Ⓠ Replaces Both Upper and Lower Hose.			
	⊕ Cut From 5/8" I.D. Suction Hose: 71207 (42"), 81355 (10').				▲ 252660 Adaptor Required For Some Models.			
	✱ Cut From 3/4" I.D. Suction Hose: 71297 (36"), 81356 (10').				♣ See Page A6 For Installation Procedure.			
	☆ See Page A14 For Pump or Gear Identification.							

Power Steering Hose for Light Trucks

Application	Assembly Number	Multi-Use Hose	End Fitting	Application	Assembly Number	Multi-Use Hose	End Fitting
CHEVROLET - Continued				CHEVROLET - Continued			
BLAZER - Continued				BLAZER - Continued			
1989 - Continued				1987 - Continued			
V-8 5.7 L ENG. - Continued				V-6 2.8 L ENG. - Continued			
Return - Cooler To Pump; W/Finned Cooler.....		*42"		Return - Cooler To Pump.....		*20"	39108
Return - Gear To Pump; Hydroboost System.....		*12"		Return - Gear To Cooler.....		*20"	
Return - Hydroboost To Pump; Hydroboost System.....		*32"		V-8 5.0 L ENG.			
V-8 6.2 L DIESEL ENG.				Pressure; Optional Hose.....	71402		
Pressure - Hydroboost To Gear.....	71093			Pressure; Preferred Hose.....	71088		
Pressure - Pump To Hydroboost.....	91697			Return.....		*12"	
Return - Gear To Pump.....		*12"		V-8 5.7 L ENG.			
Return - Hydroboost To Pump.....		*32"		Pressure; Conventional System; Optional Hose.....	71402		
1988				Pressure; Conventional System; Preferred Hose.....	71088		
4-CYL. 2.5 L ENG.				Pressure - Hydroboost To Gear; Hydroboost System.....	71093		
Pressure.....	70414	♣		Pressure - Pump To Hydroboost; Hydroboost System.....	91466		
Reservoir.....		*20"	39108	Return; Conventional System.....		*12"	
Return - Cooler To Pump.....		*20"		Return - Gear To Pump; Hydroboost System.....		*24"	
Return - From Gear.....				Return - Hydroboost To Pump; Hydroboost System.....		*32"	
Return - Gear To Cooler.....		*19"		V-8 6.2 L DIESEL ENG.			
V-6 2.8 L ENG.				Pressure - Hydroboost To Gear.....	71093		
Pressure.....	70421			Pressure - Pump To Hydroboost.....	91468		
Return; W/O Cooler.....		*17"	39108	Reservoir.....		♣	
Return - Cooler To Pump.....		*20"		Return - Gear To Pump.....		*24"	
Return - Gear To Cooler.....		*20"		Return - Hydroboost To Pump.....		*32"	
V-6 4.3 L ENG.				1986-1985			
Pressure.....	71404			4-CYL. 2.5 L ENG.			
Return; W/O Cooler.....		*18"	39108	Pressure.....	71222		
Return - Cooler To Pump.....		*36"		Reservoir.....		♣	
Return - Gear To Cooler.....		*30"	39108	Return.....		*17"	
V-8 5.7 L ENG.				V-6 2.8 L ENG.			
Pressure; Conventional System; Optional Hose.....	71402			Pressure.....	80122		
Pressure; Conventional System; Preferred Hose.....	71088			Return.....		*18"	
Pressure - Hydroboost To Gear; Hydroboost System.....	71093			V-8 5.0 L ENG.			
Pressure - Pump To Hydroboost; Hydroboost System.....	91466			Pressure; Optional Hose.....	71402		
Return; W/O Cooler.....	71417			Pressure; Preferred Hose.....	71088		
Return - Cooler To Pump; W/Finned Cooler.....		*42"		Return.....		*12"	
Return - Gear To Cooler; Hydroboost System.....		*		V-8 5.7 L ENG.			
Return - Hydroboost To Pump; Hydroboost System.....	91818			Pressure; Conventional System; Optional Hose.....	71402		
V-8 6.2 L DIESEL ENG.				Pressure; Conventional System; Preferred Hose.....	71088		
Pressure - Hydroboost To Gear.....	71093			Pressure - Hydroboost To Gear; Hydroboost System.....	71093		
Pressure - Pump To Hydroboost.....	91468			Pressure - Pump To Hydroboost; Hydroboost System.....	91466		
Reservoir.....		♣		Return; Conventional System.....		*12"	
Return - Gear To Pump.....		*14"		Return - Gear To Pump; Hydroboost System.....		*24"	
Return - Hydroboost To Pump.....		*32"		Return - Hydroboost To Pump; Hydroboost System.....		*32"	
1987				V-8 6.2 L DIESEL ENG.			
4-CYL. 2.5 L ENG.				Pressure - Hydroboost To Gear.....	71093		
Pressure.....	70414			Pressure - Pump To Hydroboost.....	91468		
Reservoir.....		♣		Reservoir.....		♣	
Return.....		*17"	39108	Return - Gear To Pump.....		*24"	
Return - From Gear.....				Return - Hydroboost To Pump.....		*32"	
V-6 2.8 L ENG.							
Pressure.....	70421						
Return; W/O Cooler.....		*16"	39108				

- * Cut From C.P.E. 3/8" I.D. Hose: 71350 (48"), 81352 (25').
- † Cut From S.A.E. 11/32" I.D. Hose: 80062 (12"), 80063 (24"), 80064 (36"), 81353 (25').
- ★ Cut From S.A.E. 3/8" I.D. Hose: 71224 (24"), 71236 (36"), 71206 (48"), 81206 (25'). May Also Use 3/8" C.P.E.
- ♣ Cut From S.A.E. 5/8" I.D. Hose: 71351 (36").
- Cut From 1/2" I.D. Suction Hose: 71296 (36"), 81354 (10').
- ♣ Cut From 5/8" I.D. Suction Hose: 71207 (42"), 81355 (10').
- ♣ Cut From 3/4" I.D. Suction Hose: 71297 (36"), 81356 (10').
- ☆ See Page A14 For Pump or Gear Identification.

- Ⓜ Two Required.
- Ⓝ Three Required.
- Ⓞ Four Required.
- ♣ Cut To Fit.
- ♣ Replaces Both Upper and Lower Hose.
- ▲ 252660 Adaptor Required For Some Models.
- ♣ See Page A6 For Installation Procedure.

SYSTEM PUMP & GEAR IDENT.

SYSTEM & COMPONENT IDENT.

PASS. CARS

LIGHT TRUCKS

MEDIUM/HEAVY TRUCKS

BUSES

HOSE NUMERICAL

REPAIR KITS

KIT NUMERICAL

ILLUSTRATIONS

Power Steering Hose for Light Trucks

	Application	Assembly Number	Multi-Use Hose	End Fitting	Application	Assembly Number	Multi-Use Hose	End Fitting
SYSTEM PUMP & GEAR IDENT.	CHEVROLET - Continued				CHEVROLET - Continued			
SYSTEM & COMPONENT IDENT.	BLAZER - Continued				BLAZER - Continued			
PASS. CARS	1984-1983				1982 - Continued			
	4-CYL. 1.9 L ENG.				V-8 5.7 L ENG. - Continued			
	Pressure; W/A.C.	71195			Return - Gear To Pump; Hydroboost System.....			*24"
	Pressure; W/O A.C.	80140			Return - Hydroboost To Pump; Hydroboost System			*32"
	Return; W/A.C.		*14"					
	Return; W/O A.C.		*15"					
	4-CYL. 2.0 L ENG.				V-8 6.2 L DIESEL ENG.			
	Pressure	71203			Pressure - Hydroboost To Gear	71093		
	Return		*13"		Pressure - Pump To Hydroboost.....	91468		
	V-6 2.8 L ENG.				Reservoir			⊛
	Pressure	80122			Return - Gear To Pump.....			*24"
	Return		*20"		Return - Hydroboost To Pump			*32"
	V-8 5.0 L ENG.				1981-1980			
	Pressure; Optional Hose	71402			6-CYL. 4.1 L ENG.			
	Pressure; Preferred Hose	71088			Pressure; Conventional System.....	71092		
	Return		*20"		Pressure - Hydroboost To Gear; Hydroboost System	71093		
	V-8 5.7 L ENG.				Pressure - Pump To Hydroboost; Hydroboost System	91467		
	Pressure; Conventional System; Optional Hose	71402			Return; Conventional System			*18"
	Pressure; Conventional System; Preferred Hose	71088			Return - Gear To Pump; Hydroboost System.....			*24"
	Pressure - Hydroboost To Gear; Hydroboost System	71093			Return - Hydroboost To Pump; Hydroboost System			*32"
	Pressure - Pump To Hydroboost; Hydroboost System	91466			V-8 5.0 L ENG.			
	Return; Conventional System		*20"		Pressure; Optional Hose.....	71402		
	Return - Gear To Pump; Hydroboost System.....		*24"		Pressure; Preferred Hose	71088		
	Return - Hydroboost To Pump; Hydroboost System		*32"		Return	⊚70518	*24"	39106
	V-8 6.2 L DIESEL ENG.				V-8 5.7 L ENG.			
	Pressure - Hydroboost To Gear	71093			Pressure; Conventional System; Optional Hose	71402		
	Pressure - Pump To Hydroboost.....	91468			Pressure; Conventional System; Preferred Hose	71088		
	Reservoir		⊛		Pressure - Hydroboost To Gear; Hydroboost System	71093		
	Return - Gear To Pump.....		*24"		Pressure - Pump To Hydroboost; Hydroboost System	91466		
	Return - Hydroboost To Pump		*32"		Return; Conventional System	⊚70518	*24"	39106
	1982				Return - Gear To Pump; Hydroboost System.....			*24"
	6-CYL. 4.1 L ENG.				Return - Hydroboost To Pump; Hydroboost System			*32"
	Pressure; Conventional System.....	71092			1979			
	Pressure - Hydroboost To Gear; Hydroboost System	71093			6-CYL. 250 ENG.			
	Pressure - Pump To Hydroboost; Hydroboost System	91467			Pressure; Conventional System.....	70910		
	Return; Conventional System		*20"		Pressure - Hydroboost To Gear; Hydroboost System	70924		
	Return - Gear To Pump; Hydroboost System.....		*24"		Pressure - Pump To Hydroboost; Hydroboost System	91571		
	Return - Hydroboost To Pump; Hydroboost System		*32"		Return; Conventional System	⊚70518	*22"	39859
	V-8 5.0 L ENG.				Return - Gear To Pump; Hydroboost System.....			*34"
	Pressure; Optional Hose	71402			Return - Hydroboost To Pump; Hydroboost System			*42"
	Pressure; Preferred Hose	71088			V-8 305 ENG.; V-8 400 ENG.			
	Return		*20"		Pressure	70911		
	V-8 5.7 L ENG.				Return			*22"
	Pressure; Conventional System; Optional Hose	71402			V-8 350 ENG.			
	Pressure; Conventional System; Preferred Hose	71088			Pressure; Conventional System.....	70911		
	Pressure - Hydroboost To Gear; Hydroboost System	71093			Pressure - Hydroboost To Gear; Hydroboost System	70924		
	Pressure - Pump To Hydroboost; Hydroboost System	91466						
	Return; Conventional System		*20"					

ILLUSTRATIONS

- * Cut From C.P.E. 3/8" I.D. Hose: 71350 (48"), 81352 (25).
- † Cut From S.A.E. 11/32" I.D. Hose: 80062 (12"), 80063 (24"), 80064 (36"), 81353 (25).
- ★ Cut From S.A.E. 3/8" I.D. Hose: 71224 (24"), 71236 (36"), 71206 (48"), 81206 (25). May Also Use 3/8" C.P.E.
- ♣ Cut From S.A.E. 5/8" I.D. Hose: 71351 (36").
- Cut From 1/2" I.D. Suction Hose: 71296 (36"), 81354 (10').
- ♣ Cut From 5/8" I.D. Suction Hose: 71207 (42"), 81355 (10').
- ✱ Cut From 3/4" I.D. Suction Hose: 71297 (36"), 81356 (10').
- ☆ See Page A14 For Pump or Gear Identification.

- ⊚ Two Required.
- ⊛ Three Required.
- ⊜ Four Required.
- ⊚ Cut To Fit.
- ⊛ Replaces Both Upper and Lower Hose.
- ▲ 252660 Adaptor Required For Some Models.
- ♣ See Page A6 For Installation Procedure.

Power Steering Hose for Light Trucks

Application	Assembly Number	Multi-Use Hose	End Fitting	Application	Assembly Number	Multi-Use Hose	End Fitting
CHEVROLET - Continued				CHEVROLET - Continued			
BLAZER - Continued				BLAZER - Continued			
1979 - Continued				1977 - Continued			
V-8 350 ENG. - Continued				V-8 350 ENG. - Continued			
Pressure - Pump To Hydroboost; Hydroboost System.....	91570			Return; Conventional System.....	≈<70518	★22"	39135
Return; Conventional System.....		★22"	39135	Return - Gear To Pump; Hydroboost System.....		★34"	
Return - Gear To Pump; Hydroboost System.....		★34"		Return - Hydroboost To Pump; Hydroboost System.....		★42"	
Return - Hydroboost To Pump; Hydroboost System.....		★42"					
1978				1976-1975			
6-CYL. 250 ENG.				6-CYL. 250 ENG.			
Pressure; Conventional System; W/Calif. Emission System.....	70260			Pressure; Conventional System.....	70910		
Pressure; Conventional System; W/O Calif. Emission System.....	70910			Pressure - Hydroboost To Gear; Hydroboost System.....	70924		
Pressure - Hydroboost To Gear; Hydroboost System.....	70924			Pressure - Pump To Hydroboost; Hydroboost System.....	91571		
Pressure - Pump To Hydroboost; Hydroboost System.....	91571			Return; Conventional System.....	≈<70629	★22"	39859
Return; Conventional System; W/Calif. Emission System.....		★18"		Return - Cooler To Tee; Hydroboost System.....		★	
Return; Conventional System; W/O Calif. Emission System.....	≈<70518	★22"	39859	Return - Gear To Cooler; Hydroboost System.....		★	
Return - Gear To Pump; Hydroboost System.....		★34"		Return - Hydroboost To Tee; Hydroboost System.....		★30"	
Return - Hydroboost To Pump; Hydroboost System.....		★42"		Return - Tee To Pump; Hydroboost System.....		★12"	
V-8 305 ENG.; V-8 400 ENG.				V-8 350 ENG.			
Pressure.....	70911			Pressure; Conventional System.....	70911		
Return.....	≈<70518	★22"	39135	Pressure - Hydroboost To Gear; Hydroboost System.....	70924		
V-8 350 ENG.				V-8 350 ENG.			
Pressure; Conventional System.....	70911			Pressure - Pump To Hydroboost; Hydroboost System.....	91570		
Pressure - Hydroboost To Gear; Hydroboost System.....	70924			Return; Conventional System.....	≈<70518	★22"	39135
Pressure - Pump To Hydroboost; Hydroboost System.....	91570			Return - Cooler To Tee; Hydroboost System.....		★	
Return; Conventional System.....	≈<70518	★22"	39135	Return - Gear To Cooler; Hydroboost System.....		★	
Return - Gear To Pump; Hydroboost System.....		★34"		Return - Hydroboost To Tee; Hydroboost System.....		★30"	
Return - Hydroboost To Pump; Hydroboost System.....		★42"		Return - Tee To Pump; Hydroboost System.....		★12"	
1977				V-8 400 ENG.			
6-CYL. 250 ENG.				6-CYL. 250 ENG.			
Pressure; Conventional System.....	70910			Pressure.....	70911		
Pressure - Hydroboost To Gear; Hydroboost System.....	70924			Return.....	≈<70551	★22"	39135
Pressure - Pump To Hydroboost; Hydroboost System.....	91571			1974			
Return; Conventional System.....	≈<70518	★22"	39859	6-CYL. 250 ENG.			
Return - Gear To Pump; Hydroboost System.....		★34"		Pressure; Conventional System.....	70910		
Return - Hydroboost To Pump; Hydroboost System.....		★42"		Pressure - Hydroboost To Gear; Hydroboost System.....	70924		
V-8 305 ENG.; V-8 400 ENG.				V-8 350 ENG.			
Pressure.....	70911			Pressure - Pump To Hydroboost; Hydroboost System.....	91569		
Return.....	≈<70518	★22"	39135	Return; Conventional System.....	≈<70629	★22"	39859
V-8 350 ENG.				V-8 350 ENG.			
Pressure; Conventional System.....	70911			Return - Cooler To Tee; Hydroboost System.....		★	
Pressure - Hydroboost To Gear; Hydroboost System.....	70924			Return - Gear To Cooler; Hydroboost System.....		★	
Pressure - Pump To Hydroboost; Hydroboost System.....	91570			Return - Hydroboost To Tee; Hydroboost System.....		★	
				Return - Tee To Pump; Hydroboost System.....		★	

SYSTEM PUMP & GEAR IDENT.

SYSTEM & COMPONENT IDENT.

PASS. CARS

LIGHT TRUCKS

MEDIUM/HEAVY TRUCKS

BUSES

HOSE NUMERICAL

REPAIR KITS

KIT NUMERICAL

ILLUSTRATIONS

* Cut From C.P.E. 3/8" I.D. Hose: 71350 (48"), 81352 (25").
 † Cut From S.A.E. 11/32" I.D. Hose: 80062 (12"), 80063 (24"), 80064 (36"), 81353 (25").
 ★ Cut From S.A.E. 3/8" I.D. Hose: 71224 (24"), 71236 (36"), 71206 (48"), 81206 (25"). May Also Use 3/8" C.P.E.
 ❖ Cut From S.A.E. 5/8" I.D. Hose: 71351 (36").
 □ Cut From 1/2" I.D. Suction Hose: 71296 (36"), 81354 (10').
 ❖ Cut From 5/8" I.D. Suction Hose: 71207 (42"), 81355 (10').
 * Cut From 3/4" I.D. Suction Hose: 71297 (36"), 81356 (10').
 ☆ See Page A14 For Pump or Gear Identification.

② Two Required.
 ③ Three Required.
 ④ Four Required.
 ≈< Cut To Fit.
 * Replaces Both Upper and Lower Hose.
 ▲ 252660 Adaptor Required For Some Models.
 ❖ See Page A6 For Installation Procedure.

Power Steering Hose for Light Trucks

	Application	Assembly Number	Multi-Use Hose	End Fitting	Application	Assembly Number	Multi-Use Hose	End Fitting
SYSTEM PUMP & GEAR IDENT.	CHEVROLET - Continued				CHEVROLET - Continued			
	BLAZER - Continued				C & K SERIES PICKUP - Continued			
	1974 - Continued				1995 - Continued			
	V-8 350 ENG. - Continued				V-6 4.3 L ENG. - Continued			
SYSTEM & COMPONENT IDENT.	Return; Conventional System.....	≧70551	★22"	39135	Return; W/O Cooler.....	≧71417		
	Return - Cooler To Tee; Hydroboost System.....		★		Return - Cooler To Pump; W/Finned Cooler.....		★42"	
	Return - Gear To Cooler; Hydroboost System.....		★		V-8 5.0 L ENG.			
	Return - Hydroboost To Tee; Hydroboost System.....		★		Pressure.....	71668		
	Return - Tee To Pump; Hydroboost System.....		★		Return; W/O Cooler.....	≧71417		
PASS. CARS	1973				Return - Cooler To Pump; W/Finned Cooler.....		★38"	
	6-CYL. 250 ENG.				V-8 5.7 L ENG.			
	Pressure; Conventional System.....	70910			Pressure; Conventional System.....	71668		
	Pressure - Hydroboost To Gear; Hydroboost System.....	70924			Pressure - Hydroboost To Gear; Hydroboost System; 3500HD.....	91817		
	Pressure - Pump To Hydroboost; Hydroboost System.....	91569			Pressure - Hydroboost To Gear; Hydroboost System; Exc. 3500HD.....	91814		
	Return; Conventional System.....	≧70629	★22"	39859	Pressure - Pump To Hydroboost; Hydroboost System.....	91815		
	Return - Cooler To Tee; Hydroboost System.....		★		Return; W/O Cooler.....	≧71417		
LIGHT TRUCKS	Return - Gear To Cooler; Hydroboost System.....		★		Return - Cooler To Pump; W/Finned Cooler.....		★42"	
	Return - Hydroboost To Tee; Hydroboost System.....		★		Return - Hydroboost To Pump; Hydroboost System.....	91816		
	Return - Tee To Pump; Hydroboost System.....		★		V-8 6.5 L DIESEL ENG.			
MEDIUM/HEAVY TRUCKS	V-8 307 ENG.; V-8 350 ENG.				Pressure - Hydroboost To Gear; 3500HD.....	91817		
	Pressure; Conventional System.....	70911			Pressure - Hydroboost To Gear; Exc. 3500HD.....	91814		
	Pressure - Hydroboost To Gear; Hydroboost System.....	70924			Pressure - Pump To Hydroboost.....	91813		★42"
	Pressure - Pump To Hydroboost; Hydroboost System.....	91569			Return - Cooler To Pump.....			
	Return; Conventional System.....	≧70551	★22"	39135	Return - Hydroboost To Pump.....	91816		
	Return - Cooler To Tee; Hydroboost System.....		★		V-8 7.4 L ENG.			
	Return - Gear To Cooler; Hydroboost System.....		★		Pressure; Conventional System.....	71094		
	Return - Hydroboost To Tee; Hydroboost System.....		★		Pressure - Hydroboost To Gear; Hydroboost System; 3500HD.....	91817		
BUSES	Return - Tee To Pump; Hydroboost System.....		★		Pressure - Hydroboost To Gear; Hydroboost System; Exc. 3500HD.....	91814		
	1972-1970				Pressure - Pump To Hydroboost; Hydroboost System.....	91813		
	6-CYL. 250 ENG.; V-8 307 ENG.; V-8 350 ENG.				Return - Cooler To Pump; W/Finned Cooler.....		★42"	
	Pressure; W/Female Pressure Port.....	70917			Return - Hydroboost To Pump; Hydroboost System.....	91816		
	Pressure; W/Male Pressure Port.....	71065			1994			
	Return; W/2WD.....		★30"		V-6 4.3 L ENG.			
	Return; W/4WD.....		★28"		Pressure.....	71667		
	1969				Return; W/O Cooler.....	≧71417		
	6-CYL. 250 ENG.; V-8 307 ENG.; V-8 350 ENG.				Return - Cooler To Pump; W/Finned Cooler.....		★42"	
	Pressure; W/Integral P.S.; W/Female Pressure Port.....	70917			V-8 5.0 L ENG.			
	Pressure; W/Integral P.S.; W/Male Pressure Port.....	71065			Pressure.....	71668		
	Return; W/2WD; W/Integral P.S.....		★30"		Return; W/O Cooler.....	≧71417		
	Return; W/4WD; W/Integral P.S.....		★28"		Return - Cooler To Pump; W/Finned Cooler.....		★38"	
REPAIR KITS	1972-1970				V-8 5.7 L ENG.			
	6-CYL. 250 ENG.; V-8 307 ENG.; V-8 350 ENG.				Pressure; Conventional System.....	71668		
	Pressure; W/Integral P.S.; W/Female Pressure Port.....	70917			Pressure - Hydroboost To Gear; Hydroboost System; 3500HD.....	91731		
	Pressure; W/Integral P.S.; W/Male Pressure Port.....	71065			Pressure - Hydroboost To Gear; Hydroboost System; Exc. 3500HD.....	91730		
	Return; W/2WD; W/Integral P.S.....		★30"		Pressure - Pump To Hydroboost; Hydroboost System; 3500HD.....	91732		
	Return; W/4WD; W/Integral P.S.....		★28"		1995			
KIT NUMERICAL	C & K SERIES PICKUP				V-6 4.3 L ENG.			
	1995				Pressure.....	71667		
	V-6 4.3 L ENG.							

- * Cut From C.P.E. 3/8" I.D. Hose: 71350 (48"), 81352 (25).
- † Cut From S.A.E. 11/32" I.D. Hose: 80062 (12"), 80063 (24"), 80064 (36"), 81353 (25).
- ★ Cut From S.A.E. 3/8" I.D. Hose: 71224 (24"), 71236 (36"), 71206 (48"), 81206 (25). May Also Use 3/8" C.P.E.
- ♣ Cut From S.A.E. 5/8" I.D. Hose: 71351 (36").
- Cut From 1/2" I.D. Suction Hose: 71296 (36"), 81354 (10').
- ♠ Cut From 5/8" I.D. Suction Hose: 71207 (42"), 81355 (10').
- ✱ Cut From 3/4" I.D. Suction Hose: 71297 (36"), 81356 (10').
- ☆ See Page A14 For Pump or Gear Identification.

- Ⓜ Two Required.
- Ⓝ Three Required.
- Ⓞ Four Required.
- ≧ Cut To Fit.
- ⊗ Replaces Both Upper and Lower Hose.
- ▲ 252660 Adaptor Required For Some Models.
- ♣ See Page A6 For Installation Procedure.

Power Steering Hose for Light Trucks

Application	Assembly Number	Multi-Use Hose	End Fitting	Application	Assembly Number	Multi-Use Hose	End Fitting
CHEVROLET - Continued				CHEVROLET - Continued			
C & K SERIES PICKUP - Continued				C & K SERIES PICKUP - Continued			
1994 - Continued				1993-1992 - Continued			
V-8 5.7 L ENG. - Continued				V-8 6.2 L DIESEL ENG.; V-8 6.5 L DIESEL ENG. - Continued			
Pressure - Pump To Hydroboost; Hydroboost System; Exc. 3500HD	91651			Return - Cooler To Pump		*42"	
Return; W/O Cooler	≧71417			Return - Hydroboost To Pump	91818		
Return - Cooler To Pump; W/Finned Cooler			*42"	V-8 7.4 L ENG.			
Return - Hydroboost To Pump; Hydroboost System	91818			Pressure; Conventional System	71094		
V-8 6.5 L DIESEL ENG.				Pressure - Hydroboost To Gear; Hydroboost System; 3500HD	91731		
Pressure - Hydroboost To Gear	91730			Pressure - Hydroboost To Gear; Hydroboost System; Exc. 3500HD	91730		
Pressure - Pump To Hydroboost; 3500HD	91733			Pressure - Pump To Hydroboost; Hydroboost System; 3500HD	91733		
Pressure - Pump To Hydroboost; Exc. 3500HD	91651			Return - Cooler To Pump; W/Finned Cooler			*42"
Return - Cooler To Pump			*42"	Return - Hydroboost To Pump; Hydroboost System	91818		
Return - Hydroboost To Pump	91818			1991			
V-8 7.4 L ENG.				V-6 4.3 L ENG.			
Pressure; Conventional System	71094			Pressure; Conventional System	71667		
Pressure - Hydroboost To Gear; Hydroboost System; 3500HD	91731			Pressure - Hydroboost To Gear; Hydroboost System; 3500HD	91696		
Pressure - Hydroboost To Gear; Hydroboost System; Exc. 3500HD	91730			Pressure - Hydroboost To Gear; Hydroboost System; Exc. 3500HD	91659		
Pressure - Pump To Hydroboost; Hydroboost System; 3500HD	91733			Pressure - Pump To Hydroboost; Hydroboost System	91651		
Pressure - Pump To Hydroboost; Hydroboost System; Exc. 3500HD	91651			Return; W/O Cooler	≧71417		
Return - Cooler To Pump; W/Finned Cooler			*42"	Return - Cooler To Pump; W/Finned Cooler			*42"
Return - Hydroboost To Pump; Hydroboost System	91818			Return - Gear To Cooler; Hydroboost System			*
1993-1992				Return - Hydroboost To Pump; Hydroboost System	91818		
V-6 4.3 L ENG.				V-8 5.0 L ENG.; V-8 5.7 L ENG.			
Pressure	71667			Pressure; Conventional System	71668		
Return; W/O Cooler	≧71417			Pressure - Hydroboost To Gear; Hydroboost System; 3500HD	91696		
Return - Cooler To Pump; W/Finned Cooler			*42"	Pressure - Hydroboost To Gear; Hydroboost System; Exc. 3500HD	91659		
V-8 5.0 L ENG.				Pressure - Pump To Hydroboost; Hydroboost System	91651		
Pressure	71668			Return; W/O Cooler	≧71417		
Return; W/O Cooler	≧71417			Return - Cooler To Pump; W/Finned Cooler			*42"
Return - Cooler To Pump; W/Finned Cooler			*38"	Return - Gear To Cooler; Hydroboost System			*
V-8 5.7 L ENG.				Return - Hydroboost To Pump; Hydroboost System	91818		
Pressure; Conventional System	71668			V-8 6.2 L DIESEL ENG.			
Pressure - Hydroboost To Gear; Hydroboost System; 3500HD	91731			Pressure - Hydroboost To Gear; 3500HD	91696		
Pressure - Hydroboost To Gear; Hydroboost System; Exc. 3500HD	91730			Pressure - Hydroboost To Gear; Exc. 3500HD	91659		
Pressure - Pump To Hydroboost; Hydroboost System; 3500HD	91732			Pressure - Pump To Hydroboost	91651		
Pressure - Pump To Hydroboost; Hydroboost System; Exc. 3500HD	91651			Return; W/O Cooler	71417		
Return; W/O Cooler	≧71417			Return - Cooler To Pump			*42"
Return - Cooler To Pump; W/Finned Cooler			*42"	Return - Gear To Cooler			*
Return - Hydroboost To Pump; Hydroboost System	91818			Return - Hydroboost To Pump	91818		
V-8 6.2 L DIESEL ENG.; V-8 6.5 L DIESEL ENG.				V-8 7.4 L ENG.			
Pressure - Hydroboost To Gear	91730			Pressure; Conventional System	71094		
Pressure - Pump To Hydroboost; 3500HD	91733			Pressure - Hydroboost To Gear; Hydroboost System; 3500HD	91696		
Pressure - Pump To Hydroboost; Exc. 3500HD	91651						

SYSTEM PUMP & GEAR IDENT.

SYSTEM & COMPONENT IDENT.

PASS. CARS

LIGHT TRUCKS

MEDIUM/HEAVY TRUCKS

BUSES

HOSE NUMERICAL

REPAIR KITS

KIT NUMERICAL

ILLUSTRATIONS

* Cut From C.P.E. 3/8" I.D. Hose: 71350 (48"), 81352 (25').
 † Cut From S.A.E. 1 1/32" I.D. Hose: 80062 (12"), 80063 (24"), 80064 (36"), 81353 (25').
 ★ Cut From S.A.E. 3/8" I.D. Hose: 71224 (24"), 71236 (36"), 71206 (48"), 81206 (25'). May Also Use 3/8" C.P.E.
 ❖ Cut From S.A.E. 5/8" I.D. Hose: 71351 (36").
 □ Cut From 1/2" I.D. Suction Hose: 71296 (36"), 81354 (10').
 ❖ Cut From 5/8" I.D. Suction Hose: 71207 (42"), 81355 (10').
 * Cut From 3/4" I.D. Suction Hose: 71297 (36"), 81356 (10').
 ☆ See Page A14 For Pump or Gear Identification.

Ⓜ Two Required.
 Ⓝ Three Required.
 Ⓞ Four Required.
 ≧ Cut To Fit.
 Ⓢ Replaces Both Upper and Lower Hose.
 ▲ 252660 Adaptor Required For Some Models.
 ❖ See Page A6 For Installation Procedure.

Power Steering Hose for Light Trucks

	Application	Assembly Number	Multi-Use Hose	End Fitting	Application	Assembly Number	Multi-Use Hose	End Fitting
SYSTEM PUMP & GEAR IDENT.	CHEVROLET - Continued				CHEVROLET - Continued			
SYSTEM & COMPONENT IDENT.	C & K SERIES PICKUP - Continued				C & K SERIES PICKUP - Continued			
PASS. CARS	1991 - Continued				1989 - Continued			
	V-8 7.4 L ENG. - Continued				V-6 4.3 L ENG. - Continued			
	Pressure - Hydroboost To Gear; Hydroboost System; Exc. 3500HD	91659			Pressure - Pump To Hydroboost; Hydroboost System	91651		
	Pressure - Pump To Hydroboost; Hydroboost System	91651			Return; W/O Cooler	②<71417		
	Return - Cooler To Pump; W/Finned Cooler		*42"		Return - Cooler To Pump; W/Finned Cooler		*42"	
	Return - Gear To Cooler; Hydroboost System		*		Return - Gear To Cooler; Hydroboost System		*	
	Return - Hydroboost To Pump; Hydroboost System	91818			Return - Hydroboost To Pump; Hydroboost System	91818		
LIGHT TRUCKS	1990				V-8 5.0 L ENG.; V-8 5.7 L ENG.			
	V-6 4.3 L ENG.				Pressure; Conventional System			
	Pressure; Conventional System	71667			Pressure - Hydroboost To Gear; Hydroboost System	91659		
	Pressure - Hydroboost To Gear; Hydroboost System	91659			Pressure - Pump To Hydroboost; Hydroboost System	91651		
	Pressure - Pump To Hydroboost; Hydroboost System	91651			Return; W/O Cooler	②<71417		
	Return; W/O Cooler	②<71417			Return - Cooler To Pump; W/Finned Cooler		*42"	
	Return - Cooler To Pump; W/Finned Cooler		*42"		Return - Gear To Cooler; Hydroboost System		*	
	Return - Gear To Cooler; Hydroboost System		*		Return - Hydroboost To Pump; Hydroboost System	91818		
	Return - Hydroboost To Pump; Hydroboost System	91818			V-8 6.2 L DIESEL ENG.			
MEDIUM/HEAVY TRUCKS	V-8 5.0 L ENG.; V-8 5.7 L ENG.				Pressure - Hydroboost To Gear; Exc. 3500HD			
	Pressure; Conventional System	71668			3500HD	91659		
	Pressure - Hydroboost To Gear; Hydroboost System	91659			Pressure - Pump To Hydroboost	91651		
	Pressure - Pump To Hydroboost; Hydroboost System	91651			Return; W/O Cooler	71417		
	Return; W/O Cooler	②<71417			Return - Cooler To Pump		*42"	
	Return - Cooler To Pump; W/Finned Cooler		*42"		Return - Gear To Cooler		*	
	Return - Gear To Cooler; Hydroboost System		*		Return - Hydroboost To Pump	91818		
	Return - Hydroboost To Pump; Hydroboost System	91818			V-8 7.4 L ENG.			
BUSES	V-8 6.2 L DIESEL ENG.				Pressure; Conventional System			
	Pressure - Hydroboost To Gear	91659			Pressure - Hydroboost To Gear; Hydroboost System	91659		
	Pressure - Pump To Hydroboost	91651			Pressure - Pump To Hydroboost; Hydroboost System	91651		
	Return; W/O Cooler	71417			Return - Cooler To Pump; W/Finned Cooler		*42"	
	Return - Cooler To Pump		*42"		Return - Gear To Cooler; Hydroboost System		*	
	Return - Gear To Cooler		*		Return - Hydroboost To Pump; Hydroboost System	91818		
	Return - Hydroboost To Pump	91818			1988			
HOSE NUMERICAL	V-8 7.4 L ENG.				V-6 4.3 L ENG.			
	Pressure; Conventional System	71094			Pressure; Conventional System	71667		
	Pressure - Hydroboost To Gear; Hydroboost System	91659			Pressure - Hydroboost To Gear; Hydroboost System	91659		
	Pressure - Pump To Hydroboost; Hydroboost System	91651			Pressure - Pump To Hydroboost; Hydroboost System	91651		
	Return - Cooler To Pump; W/Finned Cooler		*42"		Return; W/O Cooler	②<71417		
	Return - Gear To Cooler; Hydroboost System		*		Return - Cooler To Pump; W/Finned Cooler		*42"	
	Return - Hydroboost To Pump; Hydroboost System	91818			Return - Gear To Cooler; Hydroboost System		*	
REPAIR KITS	1989				V-8 5.0 L ENG.; V-8 5.7 L ENG.			
	V-6 4.3 L ENG.				Pressure; Conventional System; Early ...			
	Pressure; Conventional System	71667			Pressure; Conventional System; Late ...	71668		
	Pressure - Hydroboost To Gear; Hydroboost System; Exc. 3500HD	91659			Pressure - Hydroboost To Gear; Hydroboost System	91659		

<p>ILLUSTRATIONS</p> <ul style="list-style-type: none"> * Cut From C.P.E. 3/8" I.D. Hose: 71350 (48"), 81352 (25). † Cut From S.A.E. 11/32" I.D. Hose: 80062 (12"), 80063 (24"), 80064 (36"), 81353 (25). ★ Cut From S.A.E. 3/8" I.D. Hose: 71224 (24"), 71236 (36"), 71206 (48"), 81206 (25). May Also Use 3/8" C.P.E. ♣ Cut From S.A.E. 5/8" I.D. Hose: 71351 (36"). □ Cut From 1/2" I.D. Suction Hose: 71296 (36"), 81354 (10'). ♠ Cut From 5/8" I.D. Suction Hose: 71207 (42"), 81355 (10'). ✦ Cut From 3/4" I.D. Suction Hose: 71297 (36"), 81356 (10'). ☆ See Page A14 For Pump or Gear Identification. 	<ul style="list-style-type: none"> ② Two Required. ③ Three Required. ④ Four Required. ②< Cut To Fit. ♣ Replaces Both Upper and Lower Hose. ▲ 252660 Adaptor Required For Some Models. ♣ See Page A6 For Installation Procedure.
--	---

Power Steering Hose for Light Trucks

Application	Assembly Number	Multi-Use Hose	End Fitting	Application	Assembly Number	Multi-Use Hose	End Fitting
CHEVROLET - Continued				CHEVROLET - Continued			
C & K SERIES PICKUP - Continued				C & K SERIES PICKUP - Continued			
1988 - Continued				1986-1985 - Continued			
V-8 5.0 L ENG.; V-8 5.7 L ENG. - Continued				V-8 6.2 L DIESEL ENG.			
Pressure - Pump To Hydroboost; Hydroboost System	91651			Pressure - Hydroboost To Gear	71093		
Return; W/O Cooler	91417			Pressure - Pump To Hydroboost	91866		
Return - Cooler To Pump; W/Finned Cooler		*42"		Reservoir		*24"	
Return - Gear To Cooler; Hydroboost System		*		Return - Gear To Pump		*32"	
Return - Hydroboost To Pump; Hydroboost System	91818			Return - Hydroboost To Pump			
V-8 6.2 L DIESEL ENG.				V-8 7.4 L ENG.			
Pressure - Hydroboost To Gear	91659			Pressure; Conventional System	71148		
Pressure - Pump To Hydroboost	91651			Pressure - Hydroboost To Gear; Hydroboost System	71093		
Return; W/O Cooler	71417			Pressure - Pump To Hydroboost; Hydroboost System	91469		
Return - Cooler To Pump		*42"		Reservoir; Hydroboost System		*13"	
Return - Gear To Cooler		*		Return; Conventional System		*24"	
Return - Hydroboost To Pump	91818			Return - Gear To Pump; Hydroboost System		*24"	
V-8 7.4 L ENG.				Return - Hydroboost To Pump; Hydroboost System			
Pressure; Conventional System	71094					*32"	
Pressure - Hydroboost To Gear; Hydroboost System	91659			1984-1982			
Pressure - Pump To Hydroboost; Hydroboost System	91651			6-CYL. 4.1 L ENG.			
Return - Cooler To Pump; W/Finned Cooler		*42"		Pressure; Conventional System; W/Chassis Cab	71094		
Return - Gear To Cooler; Hydroboost System		*		Pressure; Conventional System; W/O Chassis Cab	71092		
Return - Hydroboost To Pump; Hydroboost System	91818			Pressure - Hydroboost To Gear; Hydroboost System	71093		
1986-1985				Pressure - Pump To Hydroboost; Hydroboost System			
6-CYL. 4.8 L ENG.				Return; Conventional System			
Pressure; Conventional System	71094			Return - Gear To Pump; Hydroboost System		*20"	
Pressure - Hydroboost To Gear; Hydroboost System	71093			Return - Hydroboost To Pump; Hydroboost System		*24"	
Pressure - Pump To Hydroboost; Hydroboost System	91467					*32"	
Return; Conventional System		*14"		6-CYL. 4.8 L ENG.			
Return - Gear To Pump; Hydroboost System		*24"		Pressure; Conventional System	71094		
Return - Hydroboost To Pump; Hydroboost System		*32"		Pressure - Hydroboost To Gear; Hydroboost System	71093		
V-6 4.3 L ENG.				Pressure - Pump To Hydroboost; Hydroboost System			
Pressure	71270			Return; Conventional System	91467		
Return		*18"		Return - Gear To Pump; Hydroboost System		*20"	
V-8 5.0 L ENG.				Return - Hydroboost To Pump; Hydroboost System			
Pressure; Optional Hose	71402					*24"	
Pressure; Preferred Hose	71088			Return - Hydroboost To Pump; Hydroboost System		*32"	
Return		*12"		V-8 5.0 L ENG.			
V-8 5.7 L ENG.				Pressure; Optional Hose			
Pressure; Conventional System; Optional Hose	71402			Pressure; Preferred Hose	71088		
Pressure; Conventional System; Preferred Hose	71088			Return		*20"	
Pressure - Hydroboost To Gear; Hydroboost System	71093			V-8 5.7 L ENG.			
Pressure - Pump To Hydroboost; Hydroboost System	91466			Pressure; Conventional System; Optional Hose	71402		
Return; Conventional System		*12"		Pressure; Conventional System; Preferred Hose	71088		
Return - Gear To Pump; Hydroboost System		*24"		Pressure - Hydroboost To Gear; Hydroboost System	71093		
Return - Hydroboost To Pump; Hydroboost System		*32"		Pressure - Pump To Hydroboost; Hydroboost System	91466		

- * Cut From C.P.E. 3/8" I.D. Hose: 71350 (48"), 81352 (25').
- † Cut From S.A.E. 11/32" I.D. Hose: 80062 (12"), 80063 (24"), 80064 (36"), 81353 (25').
- ★ Cut From S.A.E. 3/8" I.D. Hose: 71224 (24"), 71236 (36"), 71206 (48"), 81206 (25'). May Also Use 3/8" C.P.E.
- ♣ Cut From S.A.E. 5/8" I.D. Hose: 71351 (36").
- Cut From 1/2" I.D. Suction Hose: 71296 (36"), 81354 (10').
- ♠ Cut From 5/8" I.D. Suction Hose: 71207 (42"), 81355 (10').
- ✱ Cut From 3/4" I.D. Suction Hose: 71297 (36"), 81356 (10').
- ☆ See Page A14 For Pump or Gear Identification.

- Ⓜ Two Required.
- Ⓝ Three Required.
- Ⓞ Four Required.
- ⊂ Cut To Fit.
- ⊛ Replaces Both Upper and Lower Hose.
- ▲ 252660 Adaptor Required For Some Models.
- ♣ See Page A6 For Installation Procedure.

SYSTEM PUMP & GEAR IDENT.

SYSTEM & COMPONENT IDENT.

PASS. CARS

LIGHT TRUCKS

MEDIUM/HEAVY TRUCKS

BUSES

HOSE NUMERICAL

REPAIR KITS

KIT NUMERICAL

ILLUSTRATIONS

Power Steering Hose for Light Trucks

	Application	Assembly Number	Multi-Use Hose	End Fitting	Application	Assembly Number	Multi-Use Hose	End Fitting
SYSTEM PUMP & GEAR IDENT.	CHEVROLET - Continued				CHEVROLET - Continued			
	C & K SERIES PICKUP - Continued				C & K SERIES PICKUP - Continued			
	1984-1982 - Continued				1981 - Continued			
	V-8 6.2 L DIESEL ENG.				V-8 5.7 L DIESEL ENG. - Continued			
SYSTEM & COMPONENT IDENT.	Pressure - Hydroboost To Gear.....	71093			Return - Gear To Pump.....		*24"	
	Pressure - Pump To Hydroboost.....	91866			Return - Hydroboost To Pump.....		*32"	
	Reservoir							
	Return - Gear To Pump.....		*24"					
	Return - Hydroboost To Pump		*32"					
	V-8 7.4 L ENG.				V-8 7.4 L ENG.			
	Pressure; Conventional System.....	71148			Pressure; Conventional System.....	71148		
	Pressure - Hydroboost To Gear; Hydroboost System	71093			Pressure - Hydroboost To Gear; Hydroboost System	71093		
PASS. CARS	Pressure - Pump To Hydroboost; Hydroboost System	91469			Pressure - Pump To Hydroboost; Hydroboost System	91469		
	Reservoir; Hydroboost System				Reservoir; Hydroboost System		*24"	39106
	Return; Conventional System		*13"		Return; Conventional System		*24"	
	Return - Gear To Pump; Hydroboost System.....		*24"		Return - Gear To Pump; Hydroboost System.....		*24"	
	Return - Hydroboost To Pump; Hydroboost System		*32"		Return - Hydroboost To Pump; Hydroboost System		*32"	
	1981				1980			
LIGHT TRUCKS	6-CYL. 4.1 L ENG.				6-CYL. 4.1 L ENG.			
	Pressure; Conventional System.....	71092			Pressure; Conventional System.....	71092		
	Pressure - Hydroboost To Gear; Hydroboost System	71093			Pressure - Hydroboost To Gear; Hydroboost System	71093		
	Pressure - Pump To Hydroboost; Hydroboost System	91467			Pressure - Pump To Hydroboost; Hydroboost System	91467		
	Return; Conventional System		*18"		Return; Conventional System		*18"	
	Return - Gear To Pump; Hydroboost System.....		*24"		Return - Gear To Pump; Hydroboost System.....		*24"	
	Return - Hydroboost To Pump; Hydroboost System		*32"		Return - Hydroboost To Pump; Hydroboost System		*32"	
MEDIUM/HEAVY TRUCKS	6-CYL. 4.8 L ENG.				6-CYL. 4.8 L ENG.			
	Pressure; Conventional System.....	71094			Pressure; Conventional System.....	71094		
	Pressure - Hydroboost To Gear; Hydroboost System	71093			Pressure - Hydroboost To Gear; Hydroboost System	71093		
	Pressure - Pump To Hydroboost; Hydroboost System	91467			Pressure - Pump To Hydroboost; Hydroboost System	91467		
	Return; Conventional System		*18"		Return; Conventional System		*18"	
	Return - Gear To Pump; Hydroboost System.....		*24"		Return - Gear To Pump; Hydroboost System.....		*24"	
	Return - Hydroboost To Pump; Hydroboost System		*32"		Return - Hydroboost To Pump; Hydroboost System		*32"	
BUSES	6-CYL. 4.8 L ENG.				6-CYL. 4.8 L ENG.			
	Pressure; Conventional System.....	71094			Pressure; Conventional System.....	71094		
	Pressure - Hydroboost To Gear; Hydroboost System	71093			Pressure - Hydroboost To Gear; Hydroboost System	71093		
	Pressure - Pump To Hydroboost; Hydroboost System	91467			Pressure - Pump To Hydroboost; Hydroboost System	91467		
	Return; Conventional System		*18"		Return; Conventional System		*18"	
	Return - Gear To Pump; Hydroboost System.....		*24"		Return - Gear To Pump; Hydroboost System.....		*24"	
	Return - Hydroboost To Pump; Hydroboost System		*32"		Return - Hydroboost To Pump; Hydroboost System		*32"	
HOSE NUMERICAL	V-8 5.0 L ENG.; V-8 6.6 L ENG. (CANADA)				V-8 5.0 L ENG.; V-8 6.6 L ENG.			
	Pressure; Optional Hose.....	71402			Pressure; Optional Hose.....	71402		
	Pressure; Preferred Hose	71088			Pressure; Preferred Hose	71088		
	Return		*24"	39106	Return		*24"	39106
	V-8 5.7 L ENG.				V-8 5.7 L ENG.			
	Pressure; Conventional System; Optional Hose	71402			Pressure; Conventional System; Optional Hose	71402		
	Pressure; Conventional System; Preferred Hose	71088			Pressure; Conventional System; Preferred Hose	71088		
REPAIR KITS	Pressure - Hydroboost To Gear; Hydroboost System	71093			Pressure - Hydroboost To Gear; Hydroboost System	71093		
	Pressure - Pump To Hydroboost; Hydroboost System	91466			Pressure - Pump To Hydroboost; Hydroboost System	91466		
	Return; Conventional System		*24"	39106	Return; Conventional System		*24"	39106
	Return - Gear To Pump; Hydroboost System.....		*24"		Return - Gear To Pump; Hydroboost System.....		*24"	
	Return - Hydroboost To Pump; Hydroboost System		*32"		Return - Hydroboost To Pump; Hydroboost System		*32"	
KIT NUMERICAL	V-8 5.7 L DIESEL ENG.				V-8 5.7 L DIESEL ENG.			
	Pressure - Hydroboost To Gear.....	71093			Pressure - Hydroboost To Gear.....	71093		
	Pressure - Pump To Hydroboost.....	91468			Pressure - Pump To Hydroboost.....	91468		
					Return - Gear To Pump.....		*24"	
					Return - Hydroboost To Pump.....		*32"	

ILLUSTRATIONS

* Cut From C.P.E. 3/8" I.D. Hose: 71350 (48"), 81352 (25').
 † Cut From S.A.E. 1 1/32" I.D. Hose: 80062 (12"), 80063 (24"), 80064 (36"), 81353 (25').
 ★ Cut From S.A.E. 3/8" I.D. Hose: 71224 (24"), 71236 (36"), 71206 (48"), 81206 (25'). May Also Use 3/8" C.P.E.
 ♣ Cut From S.A.E. 5/8" I.D. Hose: 71351 (36").
 □ Cut From 1/2" I.D. Suction Hose: 71296 (36"), 81354 (10').
 ✦ Cut From 5/8" I.D. Suction Hose: 71207 (42"), 81355 (10').
 ✧ Cut From 3/4" I.D. Suction Hose: 71297 (36"), 81356 (10').
 ☆ See Page A14 For Pump or Gear Identification.

② Two Required.
 ③ Three Required.
 ④ Four Required.
 ≡ Cut To Fit.
 * Replaces Both Upper and Lower Hose.
 ▲ 252660 Adaptor Required For Some Models.
 ♣ See Page A6 For Installation Procedure.

Power Steering Hose for Light Trucks

Application	Assembly Number	Multi-Use Hose	End Fitting	Application	Assembly Number	Multi-Use Hose	End Fitting			
CHEVROLET - Continued				CHEVROLET - Continued				SYSTEM PUMP & GEAR IDENT.		
C & K SERIES PICKUP - Continued				C & K SERIES PICKUP - Continued					SYSTEM & COMPONENT IDENT.	
1980 - Continued				1978						PASS. CARS
V-8 7.4 L ENG.				6-CYL. 250 ENG.; 6-CYL. 292 ENG.						
Pressure; Conventional System.....	71148			Pressure; Conventional System; W/Calif. Emission System.....	70260					
Pressure - Hydroboost To Gear; Hydro-boost System	71093			Pressure; Conventional System; W/O Calif. Emission System	70910					
Pressure - Pump To Hydroboost; Hydroboost System	91469			Pressure - Hydroboost To Gear; Hydroboost System	70924					
Reservoir; Hydroboost System		✳		Pressure - Pump To Hydroboost; Hydroboost System	91571					
Return; Conventional System		✳24"	39106	Return; Conventional System; W/Calif. Emission System.....		★18"				
Return - Gear To Pump; Hydroboost System.....		✳24"		Return; Conventional System; W/O Calif. Emission System	✳<70518	★22"	39859			
Return - Hydroboost To Pump; Hydroboost System		✳32"		Return - Gear To Pump; Hydroboost System.....		★34"				
1979				V-8 305 ENG.; V-8 400 ENG.				LIGHT TRUCKS		
6-CYL. 250 ENG.; 6-CYL. 292 ENG.				V-8 350 ENG.						
Pressure; Conventional System.....	70910			Pressure; Conventional System.....	70911					
Pressure - Hydroboost To Gear; Hydroboost System	70924			Pressure - Hydroboost To Gear; Hydroboost System	70924					
Pressure - Pump To Hydroboost; Hydroboost System	91571			Pressure - Pump To Hydroboost; Hydroboost System	91570					
Return; Conventional System	✳<70518	★22"	39859	Return; Conventional System	✳<70518	★22"	39135			
Return - Gear To Pump; Hydroboost System.....		★34"		Return - Gear To Pump; Hydroboost System.....		★34"				
Return - Hydroboost To Pump; Hydroboost System		★42"		Return - Hydroboost To Pump; Hydroboost System		★42"				
V-8 305 ENG.; V-8 400 ENG.				V-8 350 DIESEL ENG.						
Pressure	80147			Pressure; Conventional System.....	70911					
Return	✳<70518	★22"	39135	Pressure - Hydroboost To Gear; Hydroboost System	70924					
V-8 350 ENG.				V-8 454 ENG.						
Pressure; Conventional System.....	80147			Pressure; Conventional System.....	71032					
Pressure - Hydroboost To Gear; Hydroboost System	70924			Pressure - Hydroboost To Gear; Hydroboost System	70924					
Pressure - Pump To Hydroboost; Hydroboost System	91570			Pressure - Pump To Hydroboost; Hydroboost System	91494					
Return; Conventional System	✳<70518	★22"	39135	Return; Conventional System	✳<70518	★22"	39135			
Return - Gear To Pump; Hydroboost System.....		★34"		Return - Gear To Pump; Hydroboost System.....		★34"				
Return - Hydroboost To Pump; Hydroboost System		★42"		Return - Hydroboost To Pump; Hydroboost System		★42"				
V-8 350 DIESEL ENG.				V-8 454 ENG.						
Pressure; Conventional System.....	80147			Pressure; Conventional System.....	71032					
Pressure - Hydroboost To Gear; Hydroboost System	70924			Pressure - Hydroboost To Gear; Hydroboost System	70924					
Pressure - Pump To Hydroboost; Hydroboost System	91494			Pressure - Pump To Hydroboost; Hydroboost System	91571					
Return; Conventional System	✳<70518	★22"	39135	Return; Conventional System	✳<70177	★9"	39135			
Return - Gear To Pump; Hydroboost System.....		★34"		Return - Gear To Pump; Hydroboost System.....		★34"				
Return - Hydroboost To Pump; Hydroboost System		★42"		Return - Hydroboost To Pump; Hydroboost System		★42"				
V-8 454 ENG.				1977						
Pressure; Conventional System.....	71032			6-CYL. 250 ENG.; 6-CYL. 292 ENG.						
Pressure - Hydroboost To Gear; Hydroboost System	70924			Pressure; Conventional System.....	70910					
Pressure - Pump To Hydroboost; Hydroboost System	91571			Pressure - Hydroboost To Gear; Hydroboost System	70924					
Return; Conventional System	✳<70177	★9"	39135	Pressure - Pump To Hydroboost; Hydroboost System	91571					
Return - Gear To Pump; Hydroboost System.....		★34"		Return; Conventional System	✳<70518	★22"	39859			
Return - Hydroboost To Pump; Hydroboost System		★42"								

✳ Cut From C.P.E. 3/8" I.D. Hose: 71350 (48"), 81352 (25").
 † Cut From S.A.E. 11/32" I.D. Hose: 80062 (12"), 80063 (24"), 80064 (36"), 81353 (25").
 ★ Cut From S.A.E. 3/8" I.D. Hose: 71224 (24"), 71236 (36"), 71206 (48"), 81206 (25"). May Also Use 3/8" C.P.E.
 ✧ Cut From S.A.E. 5/8" I.D. Hose: 71351 (36").
 □ Cut From 1/2" I.D. Suction Hose: 71296 (36"), 81354 (10').
 ✧ Cut From 5/8" I.D. Suction Hose: 71207 (42"), 81355 (10').
 ✳ Cut From 3/4" I.D. Suction Hose: 71297 (36"), 81356 (10').
 ☆ See Page A14 For Pump or Gear Identification.

② Two Required.
 ③ Three Required.
 ④ Four Required.
 ✳< Cut To Fit.
 ✳ Replaces Both Upper and Lower Hose.
 ▲ 252660 Adaptor Required For Some Models.
 ✧ See Page A6 For Installation Procedure.

ILLUSTRATIONS

Power Steering Hose for Light Trucks

	Application	Assembly Number	Multi-Use Hose	End Fitting	Application	Assembly Number	Multi-Use Hose	End Fitting
SYSTEM PUMP & GEAR IDENT.	CHEVROLET - Continued				CHEVROLET - Continued			
	C & K SERIES PICKUP - Continued				C & K SERIES PICKUP - Continued			
	1977 - Continued				1976-1975 - Continued			
	6-CYL. 250 ENG.; 6-CYL. 292 ENG. - Continued				V-8 400 ENG.			
SYSTEM & COMPONENT IDENT.	Return - Gear To Pump; Hydroboost System.....		★34"		Pressure	70911		
	Return - Hydroboost To Pump; Hydroboost System		★42"		Return	≠70551	★22"	39135
	V-8 305 ENG.; V-8 400 ENG.				V-8 454 ENG.			
	Pressure	70911			Pressure; Conventional System.....	70911		
	Return	≠70518	★22"	39135	Pressure - Hydroboost To Gear; Hydroboost System	70924		
PASS. CARS	V-8 350 ENG.				1974			
	Pressure; Conventional System.....	70911			Return; Conventional System	91571	★22"	39135
	Pressure - Hydroboost To Gear; Hydroboost System	70924			Return - Cooler To Tee; Hydroboost System.....	≠70551	★	
	Pressure - Pump To Hydroboost; Hydroboost System	91570			Return - Gear To Cooler; Hydroboost System.....		★	
	Return; Conventional System	≠70518	★22"	39135	Return - Hydroboost To Tee; Hydroboost System		★30"	
	Return - Gear To Pump; Hydroboost System.....		★34"		Return - Tee To Pump; Hydroboost System.....		★12"	
	Return - Hydroboost To Pump; Hydroboost System		★42"		1974			
LIGHT TRUCKS	V-8 454 ENG.				6-CYL. 250 ENG.; 6-CYL. 292 ENG.			
	Pressure; Conventional System.....	71032			Pressure; Conventional System.....	70910		
	Pressure - Hydroboost To Gear; Hydroboost System	70924			Pressure - Hydroboost To Gear; Hydroboost System	70924		
	Pressure - Pump To Hydroboost; Hydroboost System	91571			Pressure - Pump To Hydroboost; Hydroboost System	91569		
	Return; Conventional System	≠70177	★9"	39135	Return; Conventional System	≠70629	★22"	39859
	Return - Gear To Pump; Hydroboost System.....		★34"		Return - Cooler To Tee; Hydroboost System.....		★	
	Return - Hydroboost To Pump; Hydroboost System		★42"		Return - Gear To Cooler; Hydroboost System.....		★	
MEDIUM/HEAVY TRUCKS	1976-1975				V-8 350 ENG.; V-8 454 ENG.			
	6-CYL. 250 ENG.; 6-CYL. 292 ENG.				Pressure; Conventional System.....			
	Pressure; Conventional System.....	70910			Pressure; Conventional System.....	70911		
BUSES	Pressure - Hydroboost To Gear; Hydroboost System	70924			Pressure - Hydroboost To Gear; Hydroboost System	70924		
	Pressure - Pump To Hydroboost; Hydroboost System	91571			Pressure - Pump To Hydroboost; Hydroboost System	91569		
	Return; Conventional System	≠70629	★22"	39859	Return; Conventional System	≠70551	★22"	39135
	Return - Cooler To Tee; Hydroboost System.....		★		Return - Cooler To Tee; Hydroboost System.....		★	
HOSE NUMERICAL	Return - Gear To Cooler; Hydroboost System.....		★		Return - Gear To Cooler; Hydroboost System.....		★	
	Return - Hydroboost To Tee; Hydroboost System		★30"		Return - Gear To Cooler; Hydroboost System.....		★	
	Return - Tee To Pump; Hydroboost System.....		★12"		Return - Hydroboost To Tee; Hydroboost System		★	
	V-8 350 ENG.				1973			
	Pressure; Conventional System.....	70911			6-CYL. 250 ENG.; 6-CYL. 292 ENG.			
	Pressure - Hydroboost To Gear; Hydroboost System	70924			Pressure; Conventional System.....	70910		
REPAIR KITS	Pressure - Pump To Hydroboost; Hydroboost System	91570			Pressure - Hydroboost To Gear; Hydroboost System	70924		
	Return; Conventional System	≠70551	★22"	39135	Pressure - Pump To Hydroboost; Hydroboost System	91569		
	Return - Cooler To Tee; Hydroboost System.....		★		Return; Conventional System	≠70629	★22"	39859
	Return - Gear To Cooler; Hydroboost System.....		★		Return - Cooler To Tee; Hydroboost System.....		★	
	Return - Hydroboost To Tee; Hydroboost System		★30"		Return - Gear To Cooler; Hydroboost System.....		★	
	Return - Tee To Pump; Hydroboost System.....		★12"		Return - Hydroboost To Tee; Hydroboost System		★	
KIT NUMERICAL	V-8 350 ENG.				1973			
	Pressure; Conventional System.....	70911			6-CYL. 250 ENG.; 6-CYL. 292 ENG.			
	Pressure - Hydroboost To Gear; Hydroboost System	70924			Pressure; Conventional System.....	70910		
	Pressure - Pump To Hydroboost; Hydroboost System	91570			Pressure - Hydroboost To Gear; Hydroboost System	70924		
	Return; Conventional System	≠70551	★22"	39135	Pressure - Pump To Hydroboost; Hydroboost System	91569		
	Return - Cooler To Tee; Hydroboost System.....		★		Return; Conventional System	≠70629	★22"	39859
	Return - Gear To Cooler; Hydroboost System.....		★		Return - Cooler To Tee; Hydroboost System.....		★	
	Return - Hydroboost To Tee; Hydroboost System		★30"		Return - Gear To Cooler; Hydroboost System.....		★	
	Return - Tee To Pump; Hydroboost System.....		★12"		Return - Hydroboost To Tee; Hydroboost System		★	
ILLUSTRATIONS	<ul style="list-style-type: none"> * Cut From C.P.E. 3/8" I.D. Hose: 71350 (48"), 81352 (25'). † Cut From S.A.E. 11/32" I.D. Hose: 80062 (12"), 80063 (24"), 80064 (36"), 81353 (25'). ★ Cut From S.A.E. 3/8" I.D. Hose: 71224 (24"), 71236 (36"), 71206 (48"), 81206 (25'). May Also Use 3/8" C.P.E. ♣ Cut From S.A.E. 5/8" I.D. Hose: 71351 (36"). □ Cut From 1/2" I.D. Suction Hose: 71296 (36"), 81354 (10'). ♠ Cut From 5/8" I.D. Suction Hose: 71207 (42"), 81355 (10'). ✱ Cut From 3/4" I.D. Suction Hose: 71297 (36"), 81356 (10'). ☆ See Page A14 For Pump or Gear Identification. 				<ul style="list-style-type: none"> Ⓜ Two Required. Ⓝ Three Required. Ⓞ Four Required. ≠ Cut To Fit. Ⓢ Replaces Both Upper and Lower Hose. ▲ 252660 Adaptor Required For Some Models. ♣ See Page A6 For Installation Procedure. 			

Power Steering Hose for Light Trucks

Application	Assembly Number	Multi-Use Hose	End Fitting	Application	Assembly Number	Multi-Use Hose	End Fitting
CHEVROLET - Continued				CHEVROLET - Continued			
C & K SERIES PICKUP - Continued				C & K SERIES PICKUP - Continued			
1973 - Continued				1969			
6-CYL. 250 ENG.; 6-CYL. 292 ENG. - Continued				6-CYL. 250 ENG.; 6-CYL. 292 ENG.; V-8 307 ENG.; V-8 350 ENG.; V-8 396 ENG.			
Return - Hydroboost To Tee; Hydroboost System		★		Pressure; W/Integral P.S.; W/Female Pressure Port	70917		
Return - Tee To Pump; Hydroboost System		★		Pressure; W/Integral P.S.; W/Male Pressure Port	71065		
V-8 307 ENG.; V-8 350 ENG.; V-8 454 ENG.				Return; C Series; W/Integral P.S.			
Pressure; Conventional System	70911			Return; K Series; W/Integral P.S.		★30"	★28"
Pressure - Hydroboost To Gear; Hydroboost System	70924			1968			
Pressure - Pump To Hydroboost; Hydroboost System	91569			6-CYL. 250 ENG.; 6-CYL. 292 ENG.; V-8 307 ENG.; V-8 327 ENG.; V-8 396 ENG.			
Return; Conventional System	70551	★22"	39135	Pressure; W/Integral P.S.; W/Female Pressure Port	70917		
Return - Cooler To Tee; Hydroboost System		★		Pressure; W/Integral P.S.; W/Male Pressure Port	71065		
Return - Gear To Cooler; Hydroboost System		★		Return		★	
Return - Hydroboost To Tee; Hydroboost System		★		1967			
Return - Tee To Pump; Hydroboost System		★		6-CYL. 250 ENG.; 6-CYL. 292 ENG.; V-8 283 ENG.; V-8 327 ENG.			
1972				Return			
6-CYL. 250 ENG.				Return			
Pressure; W/Female Pressure Port	70917			1966			
Pressure; W/Male Pressure Port	71065			6-CYL. 230 ENG.; 6-CYL. 250 ENG.; 6-CYL. 292 ENG.; V-8 283 ENG.; V-8 327 ENG.			
Return; C Series		★30"		Return		★	
Return; K Series		★28"		1965			
6-CYL. 292 ENG.				6-CYL. 230 ENG.; 6-CYL. 292 ENG.; V-8 283 ENG.; V-8 327 ENG.			
Pressure; W/Female Pressure Port	70917			Return		★	
Pressure; W/Male Pressure Port	71065			1964			
Return; C Series		★30"		6-CYL. 230 ENG.; 6-CYL. 292 ENG.; V-8 283 ENG.			
Return; K Series		★30"		Return		★	
V-8 307 ENG.; V-8 350 ENG.; V-8 402 ENG.				1963			
Pressure; W/Female Pressure Port	70917			6-CYL. 230 ENG.; 6-CYL. 261 ENG.; 6-CYL. 292 ENG.; V-8 283 ENG.			
Pressure; W/Male Pressure Port	71065			Return		★	
Return; C Series		★30"		EL CAMINO			
Return; K Series		★28"		1987-1986			
1971				V-6 4.3 L ENG.			
6-CYL. 250 ENG.; 6-CYL. 292 ENG.; V-8 307 ENG.; V-8 350 ENG.; V-8 402 ENG.				Pressure; W/A.C.			
Pressure; W/Female Pressure Port	70917			Pressure; W/O A.C.	70419		
Pressure; W/Male Pressure Port	71065			Return	71043		★12"
Return; C Series		★30"		V-8 5.0 L ENG.			
Return; K Series		★28"		Pressure; W/O A.C.	71074		
1970				Pressure - Pump To Tee; W/A.C.	70404		
6-CYL. 250 ENG.; 6-CYL. 292 ENG.; V-8 307 ENG.; V-8 350 ENG.				Pressure - Tee To Gear; W/A.C.	39138		
Pressure; W/Female Pressure Port	70917			Return; W/O A.C.		★12"	
Pressure; W/Male Pressure Port	71065			Return - Pump To Tee; W/A.C.		★11"	
Return; C Series		★30"		1985			
Return; K Series		★28"		V-6 4.3 L ENG.			
V-8 396 ENG.; V-8 400 ENG.				Pressure			
Pressure; C Series; W/Female Pressure Port	70917				71043		
Pressure; C Series; W/Male Pressure Port	71308			REPAIR KITS			
Pressure; K Series	71065			KIT NUMERICAL			
Return; C Series		★30"		ILLUSTRATIONS			
Return; K Series		★28"					

* Cut From C.P.E. 3/8" I.D. Hose: 71350 (48"), 81352 (25").
 † Cut From S.A.E. 11/32" I.D. Hose: 80062 (12"), 80063 (24"), 80064 (36"), 81353 (25").
 ★ Cut From S.A.E. 3/8" I.D. Hose: 71224 (24"), 71236 (36"), 71206 (48"), 81206 (25"). May Also Use 3/8" C.P.E.
 ❖ Cut From S.A.E. 5/8" I.D. Hose: 71351 (36").
 □ Cut From 1/2" I.D. Suction Hose: 71296 (36"), 81354 (10').
 ❖ Cut From 5/8" I.D. Suction Hose: 71207 (42"), 81355 (10').
 * Cut From 3/4" I.D. Suction Hose: 71297 (36"), 81356 (10').
 ☆ See Page A14 For Pump or Gear Identification.

② Two Required.
 ③ Three Required.
 ④ Four Required.
 ≍ Cut To Fit.
 * Replaces Both Upper and Lower Hose.
 ▲ 252660 Adaptor Required For Some Models.
 ❖ See Page A6 For Installation Procedure.

Power Steering Hose for Light Trucks

	Application	Assembly Number	Multi-Use Hose	End Fitting	Application	Assembly Number	Multi-Use Hose	End Fitting
SYSTEM PUMP & GEAR IDENT.	CHEVROLET - Continued				CHEVROLET - Continued			
	EL CAMINO - Continued				EL CAMINO - Continued			
	1985 - Continued				1980 - Continued			
	V-6 4.3 L ENG. - Continued				V-6 3.8 L ENG. - Continued			
	Return.....			*12"	Return; Eng. VIN A; W/Calif. Emission System.....			*18"
SYSTEM & COMPONENT IDENT.	V-8 5.0 L ENG.				Return; Eng. VIN K; W/O Calif. Emission System.....			
	Pressure.....	71074		*12"	Return.....	71074		*20" 39106
	Return.....				V-8 4.4 L ENG.; V-8 5.0 L ENG.			
	1984-1983				1979			
	V-6 3.8 L ENG.				V-6 200 ENG.			
	Pressure; Eng. VIN 9; W/O Calif. Emission System.....	71043			Pressure; W/Flared Fitting.....	80116		
	Pressure; Eng. VIN A; W/Calif. Emission System.....	80138		*18"	Pressure; W/O-Ring Fitting.....	71043		
PASS. CARS	Return; Eng. VIN 9; W/O Calif. Emission System.....			*13"	Return.....	70629		*18" 39859
	Return; Eng. VIN A; W/Calif. Emission System.....			*13"	V-6 231 ENG.			
	V-8 5.0 L ENG.				Pressure.....			
	Pressure.....	71074		*12"	Return.....	71072		*18" 39859
	Return.....				V-8 267 ENG.; V-8 305 ENG.; V-8 350 ENG.			
LIGHT TRUCKS	V-8 5.7 L DIESEL ENG.				1978			
	Pressure - Hydroboost To Gear.....	71226		*13"	V-6 200 ENG.			
	Pressure - Pump To Hydroboost.....	71225		*42"	Pressure.....	70247		
	Return - Gear To Pump.....				Return.....	70551		*20" 39135
	Return - Hydroboost To Pump.....				V-6 231 ENG.			
	1982				Pressure; W/A.P.....			
	V-6 3.8 L ENG.				Pressure; W/O A.P.....			
	Pressure; Eng. VIN A; W/Calif. Emission System.....	80138			Return.....	70177		*18" 39859
	Pressure; Eng. VIN K; W/O Calif. Emission System.....	71043			V-8 305 ENG.; V-8 350 ENG.			
	Return; Eng. VIN A; W/Calif. Emission System.....			*13"	Pressure; W/A.C.....	80141		
	Return; Eng. VIN K; W/O Calif. Emission System.....			*18"	Pressure; W/O A.C.....	70260		
	V-8 4.4 L ENG.; V-8 5.0 L ENG.				Return.....			
	Pressure.....	71074		*12"	1977			
	Return.....				6-CYL. 250 ENG.			
	1981				Pressure; W/A.P.....			
	V-6 3.8 L ENG.				Pressure; W/O A.P.....			
	Pressure; Eng. VIN A; W/Calif. Emission System.....	71072			Return.....	70518		*16" 39859
	Pressure; Eng. VIN K; W/O Calif. Emission System.....	71043		*18" 39106	V-8 305 ENG.; V-8 350 ENG.			
	Return.....				Pressure.....	80116		
	V-8 4.4 L ENG.; V-8 5.0 L ENG.				Return.....			
	Pressure.....	71074		*24" 39106	1976			
	Return.....				6-CYL. 250 ENG.			
	1980				Pressure; W/A.P.....			
	V-6 3.8 L ENG.				Pressure; W/O A.P.....			
	Pressure; Eng. VIN K; W/O Calif. Emission System.....	71043			Return.....			*
	Pressure; W/A.P.; Eng. VIN A; W/Calif. Emission System.....	71072			V-8 305 ENG.; V-8 350 ENG.; V-8 400 ENG.			
	Pressure; W/O A.P.; W/Flared Fitting; Eng. VIN A; W/Calif. Emission System.....	70247			Pressure.....	80123		
	Pressure; W/O A.P.; W/O-Ring Fitting; Eng. VIN A; W/Calif. Emission System.....	71042			Return.....	70518		*24" 39135
	1980				1975			
	V-6 3.8 L ENG.				6-CYL. 250 ENG.			
	Pressure; Eng. VIN K; W/O Calif. Emission System.....	71043			Pressure.....	71058		
	Pressure; W/A.P.; Eng. VIN A; W/Calif. Emission System.....	71072			Return.....	70629		*22" 39859
	Pressure; W/O A.P.; W/Flared Fitting; Eng. VIN A; W/Calif. Emission System.....	70247			V-8 350 ENG.; V-8 400 ENG.			
	Pressure; W/O A.P.; W/O-Ring Fitting; Eng. VIN A; W/Calif. Emission System.....	71042			Pressure.....	80123		
	Return.....				Return.....	70518		*24" 39135

* Cut From C.P.E. 3/8" I.D. Hose: 71350 (48"), 81352 (25').
 † Cut From S.A.E. 11/32" I.D. Hose: 80062 (12"), 80063 (24"), 80064 (36"), 81353 (25').
 ★ Cut From S.A.E. 3/8" I.D. Hose: 71224 (24"), 71236 (36"), 71206 (48"), 81206 (25'). May Also Use 3/8" C.P.E.
 † Cut From S.A.E. 5/8" I.D. Hose: 71351 (36').
 □ Cut From 1/2" I.D. Suction Hose: 71296 (36"), 81354 (10').
 † Cut From 5/8" I.D. Suction Hose: 71207 (42"), 81355 (10').
 † Cut From 3/4" I.D. Suction Hose: 71297 (36"), 81356 (10').
 ☆ See Page A14 For Pump or Gear Identification.

Ⓜ Two Required.
 Ⓝ Three Required.
 Ⓞ Four Required.
 † Cut To Fit.
 Ⓢ Replaces Both Upper and Lower Hose.
 ▲ 252660 Adaptor Required For Some Models.
 † See Page A6 For Installation Procedure.

Power Steering Hose for Light Trucks

Application	Assembly Number	Multi-Use Hose	End Fitting	Application	Assembly Number	Multi-Use Hose	End Fitting	
CHEVROLET - Continued				CHEVROLET - Continued				SYSTEM PUMP & GEAR IDENT.
EL CAMINO - Continued				EL CAMINO - Continued				
1975 - Continued				1970 - Continued				SYSTEM & COMPONENT IDENT.
V-8 454 ENG.				V-8 396 ENG.; V-8 402 ENG.; V-8 454 ENG.				
Pressure	70263			Pressure	70269			
Return	✕70518	★24"	39135	Return	✕70551	★28"	39135	
1974				1969				PASS. CARS
V-8 350 ENG.; V-8 400 ENG.				6-CYL. 230 ENG.; 6-CYL. 250 ENG.				
Pressure	80123			Pressure	71058			
Return	✕70518	★24"	39135	Return	✕70551	★22"	39135	
V-8 454 ENG.				V-8 307 ENG.; V-8 350 ENG.				LIGHT TRUCKS
Pressure	70263			Pressure	70253			
Return	✕70518	★24"	39135	Return	✕70551	★25"	39135	
1973				V-8 396 ENG.				MEDIUM/HEAVY TRUCKS
6-CYL. 250 ENG.				6-CYL. 230 ENG.; 6-CYL. 250 ENG.				
Pressure	▲71058			Pressure	71058			
Return	✕70629	★22"	39859	Return	✕70551	★15"	39135	
V-8 307 ENG.				V-8 307 ENG.; V-8 327 ENG.				BUSES
Pressure	70260			Pressure	70213			
Return	✕70518	★24"	39135	Return		★25"		
V-8 350 ENG.				V-8 396 ENG.				HOSE NUMERICAL
Pressure	80123			Pressure	80112			
Return	✕70518	★24"	39135	Return		★25"		
V-8 454 ENG.				1967				REPAIR KITS
Pressure	70263			6-CYL. 230 ENG.				
Return	✕70518	★24"	39135	Return		★24"		
1972				6-CYL. 250 ENG.				KIT NUMERICAL
6-CYL. 250 ENG.				6-CYL. 194 ENG.; 6-CYL. 230 ENG.				
Pressure	▲71058			Return		★24"		
Return	✕70629	★22"	39859	V-8 283 ENG.; V-8 327 ENG.				
V-8 307 ENG.				V-8 283 ENG.; V-8 327 ENG.; V-8 396 ENG.				REPAIR KITS
Pressure	70260			Pressure	71058			
Return	✕70518	★24"	39135	Return	✕70551	★15"	39135	
V-8 350 ENG.				1966-1965				REPAIR KITS
Pressure	80123			6-CYL. 194 ENG.; 6-CYL. 230 ENG.				
Return	✕70518	★24"	39135	Return		★24"		
V-8 402 ENG.; V-8 454 ENG.				V-8 283 ENG.; V-8 327 ENG.				REPAIR KITS
Pressure	70263			Pressure	70213			
Return	✕70518	★24"	39135	Return		★25"		
1971				1964				REPAIR KITS
6-CYL. 250 ENG.				6-CYL. 194 ENG.; 6-CYL. 230 ENG.				
Pressure	▲71058			Return		★24"		
Return	✕70551	★22"	39135	V-8 283 ENG.; V-8 327 ENG.				
V-8 307 ENG.; V-8 350 ENG.				V-8 396 ENG.				REPAIR KITS
Pressure	70263			Return		★		
Return	✕70518	★28"	39135	1964				
V-8 402 ENG.; V-8 454 ENG.				6-CYL. 194 ENG.; 6-CYL. 230 ENG.				REPAIR KITS
Pressure	70269			Return		★24"		
Return	✕70551	★28"	39135	V-8 283 ENG.; V-8 327 ENG.				
1970				G SERIES VAN				REPAIR KITS
6-CYL. 250 ENG.				1995-1994				
Pressure	▲71058			V-6 4.3 L ENG.				
Return	✕70551	★22"	39135	Pressure	71790			
V-8 307 ENG.; V-8 350 ENG.				Return; W/O Cooler	80054			
Pressure	70263			ILLUSTRATIONS				
Return	✕70518	★28"	39135					

* Cut From C.P.E. 3/8" I.D. Hose: 71350 (48"), 81352 (25").
 † Cut From S.A.E. 11/32" I.D. Hose: 80062 (12"), 80063 (24"), 80064 (36"), 81353 (25").
 ★ Cut From S.A.E. 3/8" I.D. Hose: 71224 (24"), 71236 (36"), 71206 (48"), 81206 (25"). May Also Use 3/8" C.P.E.
 ❖ Cut From S.A.E. 5/8" I.D. Hose: 71351 (36").
 □ Cut From 1/2" I.D. Suction Hose: 71296 (36"), 81354 (10').
 ❖ Cut From 5/8" I.D. Suction Hose: 71207 (42"), 81355 (10').
 * Cut From 3/4" I.D. Suction Hose: 71297 (36"), 81356 (10').
 ☆ See Page A14 For Pump or Gear Identification.

② Two Required.
 ③ Three Required.
 ④ Four Required.
 ✕ Cut To Fit.
 * Replaces Both Upper and Lower Hose.
 ▲ 252660 Adaptor Required For Some Models.
 ❖ See Page A6 For Installation Procedure.

Power Steering Hose for Light Trucks

	Application	Assembly Number	Multi-Use Hose	End Fitting	Application	Assembly Number	Multi-Use Hose	End Fitting
SYSTEM PUMP & GEAR IDENT.	CHEVROLET - Continued				CHEVROLET - Continued			
	G SERIES VAN - Continued				G SERIES VAN - Continued			
	1995-1994 - Continued				1993-1992 - Continued			
	V-8 5.0 L ENG.				V-8 5.7 L ENG.			
	Pressure	71789			Pressure; Conventional System.....	71789		
SYSTEM & COMPONENT IDENT.	Reservoir	80168			Pressure - Hydroboost To Gear; Hydro-boost System	71788		
	Return; W/Cooler		*18"		Pressure - Pump To Hydroboost; Hydroboost System; W/Brake Warning System.....	70405		
	Return; W/O Cooler	80054			Pressure - Pump To Hydroboost; Hydroboost System; W/O Brake Warning System	70407		
	V-8 5.7 L ENG.				V-8 6.2 L DIESEL ENG.			
	Pressure; Conventional System.....	71789			Pressure - Hydroboost To Gear	71788		
	Pressure - Hydroboost To Gear; Hydroboost System	71788			Pressure - Pump To Hydroboost; W/Brake Warning System.....	70402		
PASS. CARS	Pressure - Pump To Hydroboost; Hydroboost System; W/Brake Warning System.....	80055			Pressure - Pump To Hydroboost; W/O Brake Warning System	71786		
	Pressure - Pump To Hydroboost; Hydroboost System; W/O Brake Warning System	70407			Return - Gear To Pump.....		*18"	
	Reservoir; Conventional System.....	80168			Return - Hydroboost To Reservoir			*12"
	Return; Conventional System; W/Cooler		*18"		V-8 7.4 L ENG.			
	Return; Conventional System; W/O Cooler	80054			Pressure; Conventional System.....	71789		
LIGHT TRUCKS	Return - Cooler To Pump; Hydroboost System.....		*42"		Pressure - Hydroboost To Gear; Hydroboost System	71788		
	Return - Gear To Pump; Hydroboost System; W/O Cooler		*18"		Pressure - Pump To Hydroboost; Hydroboost System; W/Brake Warning System.....	70405		
	Return - Hydroboost To Reservoir; Hydroboost System		*12"		Pressure - Pump To Hydroboost; Hydroboost System; W/O Brake Warning System	70407		
	Return - Sensor To Pump; Hydroboost System.....		*2"		Return; Conventional System; W/Cooler		*18"	
	V-8 6.5 L DIESEL ENG.				V-8 7.4 L ENG.			
	Pressure - Hydroboost To Gear	71788			Pressure - Hydroboost To Gear; Hydroboost System	71788		
	Pressure - Pump To Hydroboost.....	80055			Pressure - Pump To Hydroboost; Hydroboost System; W/Brake Warning System.....	80055		
	Return - Cooler To Pump		*42"		Pressure - Pump To Hydroboost; Hydroboost System; W/O Brake Warning System	70407		
	Return - Hydroboost To Reservoir		*12"		Return; Conventional System; W/Cooler		*18"	
	Return - Sensor To Pump		*2"		Return - Cooler To Pump; Hydroboost System.....		*15"	
MEDIUM/HEAVY TRUCKS	V-8 7.4 L ENG.				V-8 7.4 L ENG.			
	Pressure; Conventional System.....	71789			Return - Gear To Pump; Hydroboost System; W/O Cooler		*18"	
	Pressure - Hydroboost To Gear; Hydroboost System	71788			Return - Hydroboost To Reservoir; Hydroboost System		*12"	
	Pressure - Pump To Hydroboost; Hydroboost System; W/Brake Warning System.....	80055			Return - Sensor To Pump; Hydroboost System.....		*2"	
	Pressure - Pump To Hydroboost; Hydroboost System; W/O Brake Warning System	70407			1993-1992			
	Return; Conventional System; W/Cooler		*18"		V-6 4.3 L ENG.			
	Return - Cooler To Pump; Hydroboost System.....		*42"		Pressure	71669		
	Return - Gear To Pump; Hydroboost System; W/O Cooler		*18"		Return		*11"	
	Return - Hydroboost To Reservoir; Hydroboost System		*12"		V-8 5.0 L ENG.			
	Return - Sensor To Pump; Hydroboost System.....		*2"		Pressure	70422		
BUSES	V-8 7.4 L ENG.				V-8 5.0 L ENG.			
	Pressure; Conventional System.....	71789			Reservoir	80168		
	Pressure - Hydroboost To Gear; Hydroboost System	71788			Return		*14"	
	Pressure - Pump To Hydroboost; Hydroboost System; W/Brake Warning System.....	80055			V-8 5.7 L ENG.			
	Pressure - Pump To Hydroboost; Hydroboost System; W/O Brake Warning System	70407			Pressure; Conventional System.....	70422		
	Return; Conventional System; W/Cooler		*18"		Pressure - Hydroboost To Gear; Hydroboost System	71770		
	Return - Cooler To Pump; Hydroboost System.....		*42"		Pressure - Pump To Hydroboost; Hydroboost System; W/Brake Warning System.....	70405		
	Return - Gear To Pump; Hydroboost System; W/O Cooler		*18"		1991-1990			
	Return - Hydroboost To Reservoir; Hydroboost System		*12"		V-6 4.3 L ENG.			
	Return - Sensor To Pump; Hydroboost System.....		*2"		Pressure	71669		
	1993-1992				V-6 4.3 L ENG.			
	V-6 4.3 L ENG.				V-6 4.3 L ENG.			
	Pressure	71790			Return		*11"	
	Return; W/O Cooler	80054			V-8 5.0 L ENG.			
	V-8 5.0 L ENG.				V-8 5.0 L ENG.			
	Pressure	71789			Pressure	70422		
	Reservoir	80168			Pressure - Hydroboost To Gear; Hydroboost System	71770		
	Return; W/Cooler.....		*18"		Pressure - Pump To Hydroboost; Hydroboost System; W/Brake Warning System.....	70405		
	Return; W/O Cooler	80054			1991-1990			

<p>ILLUSTRATIONS</p> <ul style="list-style-type: none"> * Cut From C.P.E. 3/8" I.D. Hose: 71350 (48"), 81352 (25'). † Cut From S.A.E. 11/32" I.D. Hose: 80062 (12"), 80063 (24"), 80064 (36"), 81353 (25'). ★ Cut From S.A.E. 3/8" I.D. Hose: 71224 (24"), 71236 (36"), 71206 (48"), 81206 (25'). May Also Use 3/8" C.P.E. ♣ Cut From S.A.E. 5/8" I.D. Hose: 71351 (36'). □ Cut From 1/2" I.D. Suction Hose: 71296 (36"), 81354 (10'). ♣ Cut From 5/8" I.D. Suction Hose: 71207 (42"), 81355 (10'). ✱ Cut From 3/4" I.D. Suction Hose: 71297 (36"), 81356 (10'). ☆ See Page A14 For Pump or Gear Identification. 	<ul style="list-style-type: none"> Ⓜ Two Required. Ⓝ Three Required. Ⓞ Four Required. ≠ Cut To Fit. ⊙ Replaces Both Upper and Lower Hose. ▲ 252660 Adaptor Required For Some Models. ♣ See Page A6 For Installation Procedure.
---	---

Power Steering Hose for Light Trucks

Application	Assembly Number	Multi-Use Hose	End Fitting	Application	Assembly Number	Multi-Use Hose	End Fitting
CHEVROLET - Continued				CHEVROLET - Continued			
G SERIES VAN - Continued				G SERIES VAN - Continued			
1991-1990 - Continued				1989 - Continued			
V-8 5.7 L ENG. - Continued				V-8 5.7 L ENG. - Continued			
Pressure - Pump To Hydroboost; Hydroboost System; W/O Brake Warning System	70407			Return - Cooler To Pump; Conventional System.....	91899		
Reservoir; Conventional System.....	80168			Return - Gear To Pump; Hydroboost System; W/Cooler	91899		
Return; Conventional System; W/O Cooler		*14"		Return - Gear To Pump; Hydroboost System; W/O Cooler		*16"	
Return - Cooler To Pump; Conventional System.....	91899			Return - Hydroboost To Reservoir; Hydroboost System		*12"	
Return - Gear To Pump; Hydroboost System; W/Cooler	91899			V-8 6.2 L DIESEL ENG.			
Return - Gear To Pump; Hydroboost System; W/O Cooler		*16"		Pressure - Hydroboost To Gear.....	71232		
Return - Hydroboost To Reservoir; Hydroboost System		*12"		Pressure - Pump To Hydroboost; W/Brake Warning System.....	70402		
V-8 6.2 L DIESEL ENG.				Pressure - Pump To Hydroboost; W/O Brake Warning System.....	70406		
Pressure - Hydroboost To Gear.....	71770			Return - Gear To Pump.....		*18"	
Pressure - Pump To Hydroboost; W/Brake Warning System.....	70402			Return - Hydroboost To Reservoir		*12"	
Pressure - Pump To Hydroboost; W/O Brake Warning System.....	70406			V-8 7.4 L ENG.			
Return - Gear To Pump.....		*18"		Pressure; Conventional System.....	70422		
Return - Hydroboost To Reservoir		*12"		Pressure - Hydroboost To Gear; Hydroboost System	71232		
V-8 7.4 L ENG.				Pressure - Pump To Hydroboost; Hydroboost System; W/Brake Warning System.....	70405		
Pressure; Conventional System.....	70422			Pressure - Pump To Hydroboost; Hydroboost System; W/O Brake Warning System	70407		
Pressure - Hydroboost To Gear; Hydroboost System	71770			Return; Conventional System; W/O Cooler		*14"	
Pressure - Pump To Hydroboost; Hydroboost System; W/Brake Warning System.....	70405			Return - Cooler To Pump; Conventional System.....		*16"	
Pressure - Pump To Hydroboost; Hydroboost System; W/O Brake Warning System	70407			Return - Gear To Pump; Hydroboost System; W/O Cooler		*16"	
Return; Conventional System; W/O Cooler		*14"		Return - Hydroboost To Reservoir; Hydroboost System		*12"	
Return - Cooler To Pump; Conventional System.....		*16"		1988			
Return - Gear To Pump; Hydroboost System; W/O Cooler		*16"		V-6 4.3 L ENG.			
Return - Hydroboost To Reservoir; Hydroboost System		*12"		Pressure	71669		
1989				Return		*19"	
V-6 4.3 L ENG.				V-8 5.0 L ENG.			
Pressure	71669			Pressure	70422		
Return		*19"		Reservoir	80168		
V-8 5.0 L ENG.				Return		*14"	
Pressure	70422			V-8 5.7 L ENG.			
Reservoir	80168			Pressure; Conventional System.....	70422		
Return		*14"		Pressure - Hydroboost To Gear; Hydroboost System	71232		
V-8 5.7 L ENG.				Pressure - Pump To Hydroboost; Hydroboost System; Eng. VIN M.....	70416		
Pressure; Conventional System.....	70422			Pressure - Pump To Hydroboost; Hydroboost System; W/Brake Warning System; Eng. VIN K.....	70405		
Pressure - Hydroboost To Gear; Hydroboost System	71232			Pressure - Pump To Hydroboost; Hydroboost System; W/O Brake Warning System; Eng. VIN K	70407		
Pressure - Pump To Hydroboost; Hydroboost System; W/Brake Warning System.....	70405			Reservoir; Conventional System.....	80168		
Pressure - Pump To Hydroboost; Hydroboost System; W/O Brake Warning System	70407			Return; Conventional System; W/O Cooler		*14"	
Reservoir; Conventional System.....	80168			Return - Cooler To Pump; Conventional System.....	91899		
Return; Conventional System; W/O Cooler		*14"		Return - Gear To Pump; Hydroboost System; W/Cooler	91899		

- * Cut From C.P.E. 3/8" I.D. Hose: 71350 (48"), 81352 (25).
- † Cut From S.A.E. 11/32" I.D. Hose: 80062 (12"), 80063 (24"), 80064 (36"), 81353 (25).
- ★ Cut From S.A.E. 3/8" I.D. Hose: 71224 (24"), 71236 (36"), 71206 (48"), 81206 (25). May Also Use 3/8" C.P.E.
- ♣ Cut From S.A.E. 5/8" I.D. Hose: 71351 (36").
- Cut From 1/2" I.D. Suction Hose: 71296 (36"), 81354 (10').
- ♣ Cut From 5/8" I.D. Suction Hose: 71207 (42"), 81355 (10').
- * Cut From 3/4" I.D. Suction Hose: 71297 (36"), 81356 (10').
- ☆ See Page A14 For Pump or Gear Identification.

- Ⓜ Two Required.
- Ⓝ Three Required.
- Ⓞ Four Required.
- ≠ Cut To Fit.
- ⊗ Replaces Both Upper and Lower Hose.
- ▲ 252660 Adaptor Required For Some Models.
- ♣ See Page A6 For Installation Procedure.

SYSTEM PUMP & GEAR IDENT.

SYSTEM & COMPONENT IDENT.

PASS. CARS

LIGHT TRUCKS

MEDIUM/HEAVY TRUCKS

BUSES

HOSE NUMERICAL

REPAIR KITS

KIT NUMERICAL

ILLUSTRATIONS

Power Steering Hose for Light Trucks

	Application	Assembly Number	Multi-Use Hose	End Fitting	Application	Assembly Number	Multi-Use Hose	End Fitting
SYSTEM PUMP & GEAR IDENT.	CHEVROLET - Continued				CHEVROLET - Continued			
	G SERIES VAN - Continued				G SERIES VAN - Continued			
	1988 - Continued				1987 - Continued			
	V-8 5.7 L ENG. - Continued				V-8 6.2 L DIESEL ENG. - Continued			
SYSTEM & COMPONENT IDENT.	Return - Gear To Pump; Hydroboost System; W/O Cooler.....		*16"		Pressure - Pump To Hydroboost; W/O Brake Warning System.....	70406		*18"
	Return - Hydroboost To Reservoir; Hydroboost System.....		*12"		Return - Gear To Pump.....			*12"
	V-8 6.2 L DIESEL ENG.				1986			
	Pressure - Hydroboost To Gear.....	71232			V-6 4.3 L ENG.			
	Pressure - Pump To Hydroboost; W/Brake Warning System.....	70402			Pressure.....	71268		
PASS. CARS	Pressure - Pump To Hydroboost; W/O Brake Warning System.....	70406			Reservoir.....		❖29"	*16"
	Return - Gear To Pump.....		*18"		Return.....			
	Return - Hydroboost To Reservoir.....		*12"		V-8 5.0 L ENG.			
	V-8 7.4 L ENG.				Pressure; W/Auto. Trans.; Eng. VIN H..	71231		
	Pressure; Conventional System.....	70422			Pressure; W/Man. Trans.; Eng. VIN H...	71265		
	Pressure - Hydroboost To Gear; Hydroboost System.....	71232			Pressure; W/O Vacuum Disc Brakes; Eng. VIN F.....	71231		
LIGHT TRUCKS	Pressure - Pump To Hydroboost; Hydroboost System; W/Brake Warning System.....	70405			Pressure; W/Vacuum Disc Brakes; Eng. VIN F.....	71265		*17"
	Pressure - Pump To Hydroboost; Hydroboost System; W/O Brake Warning System.....	70407			Return; Eng. VIN F.....		*16"	*16"
	Return; Conventional System; W/O Cooler.....		*14"		Return; W/Auto. Trans.; Eng. VIN H.....			*
	Return - Cooler To Pump; Conventional System.....		*16"		V-8 5.7 L ENG.			
	Return - Gear To Pump; Hydroboost System; W/O Cooler.....		*16"		Pressure; Conventional System; Eng. VIN M.....	71265		
MEDIUM/HEAVY TRUCKS	Return - Hydroboost To Reservoir; Hydroboost System.....		*12"		Pressure; Conventional System; W/O Vacuum Disc Brakes; Eng. VIN L.....	71231		
	1987				Pressure; Conventional System; W/Vacuum Disc Brakes; Eng. VIN L.	71265		
	V-6 4.3 L ENG.				Pressure - Hydroboost To Gear; Hydroboost System.....	71232		
	Pressure.....	71669			Pressure - Pump To Hydroboost; Hydroboost System; W/Brake Warning System.....	71056		
	Return.....		*19"		Pressure - Pump To Hydroboost; Hydroboost System; W/O Brake Warning System.....	70416		
BUSES	V-8 5.0 L ENG.				Return; Conventional System.....			*17"
	Pressure.....	70422			Return - Gear To Pump; Hydroboost System.....			*16"
	Reservoir.....	80168			Return - Hydroboost To Reservoir; Hydroboost System.....			*12"
	Return.....		*14"		V-8 6.2 L DIESEL ENG.			
	V-8 5.7 L ENG.				Pressure - Hydroboost To Gear; Hydroboost System.....	71232		
	Pressure; Conventional System.....	70422			Pressure - Pump To Hydroboost; Hydroboost System; W/Brake Warning System.....	70416		
	Pressure - Hydroboost To Gear; Hydroboost System.....	71232			Pressure - Pump To Hydroboost; Hydroboost System; W/O Brake Warning System.....	70406		
	Pressure - Pump To Hydroboost; Hydroboost System; Eng. VIN M.....	70416			Return - Gear To Pump.....		*17"	
	Pressure - Pump To Hydroboost; Hydroboost System; W/Brake Warning System; Eng. VIN K.....	70405			Return - Hydroboost To Reservoir; Hydroboost System.....			*12"
REPAIR KITS	Pressure - Pump To Hydroboost; Hydroboost System; W/O Brake Warning System; Eng. VIN K.....	70407			1985			
	Reservoir; Conventional System.....	80168			V-6 4.3 L ENG.			
	Return; Conventional System.....		*14"		Pressure.....	71268		
	Return - Gear To Pump; Hydroboost System.....		*16"		Reservoir.....		❖29"	*16"
	Return - Hydroboost To Reservoir; Hydroboost System.....		*12"		Return.....			
	V-8 6.2 L DIESEL ENG.				V-8 5.0 L ENG.			
	Pressure - Hydroboost To Gear.....	71232			Pressure; W/Auto. Trans.; Eng. VIN H..	71231		
	Pressure - Pump To Hydroboost; W/Brake Warning System.....	70402			Pressure; W/Man. Trans.; Eng. VIN H...	71265		

ILLUSTRATIONS

- * Cut From C.P.E. 3/8" I.D. Hose: 71350 (48"), 81352 (25').
- † Cut From S.A.E. 11/32" I.D. Hose: 80062 (12"), 80063 (24"), 80064 (36"), 81353 (25').
- ★ Cut From S.A.E. 3/8" I.D. Hose: 71224 (24"), 71236 (36"), 71206 (48"), 81206 (25'). May Also Use 3/8" C.P.E.
- ❖ Cut From S.A.E. 5/8" I.D. Hose: 71351 (36").
- Cut From 1/2" I.D. Suction Hose: 71296 (36"), 81354 (10').
- ❖ Cut From 5/8" I.D. Suction Hose: 71207 (42"), 81355 (10').
- * Cut From 3/4" I.D. Suction Hose: 71297 (36"), 81356 (10').
- ☆ See Page A14 For Pump or Gear Identification.

- Ⓜ Two Required.
- Ⓝ Three Required.
- Ⓞ Four Required.
- ⊖ Cut To Fit.
- ⊕ Replaces Both Upper and Lower Hose.
- ▲ 252660 Adaptor Required For Some Models.
- ❖ See Page A6 For Installation Procedure.

Power Steering Hose for Light Trucks

Application	Assembly Number	Multi-Use Hose	End Fitting	Application	Assembly Number	Multi-Use Hose	End Fitting
CHEVROLET - Continued				CHEVROLET - Continued			
G SERIES VAN - Continued				G SERIES VAN - Continued			
1985 - Continued				1984 - Continued			
V-8 5.0 L ENG. - Continued				V-8 6.2 L DIESEL ENG. - Continued			
Pressure; W/O Vacuum Disc Brakes; Eng. VIN F	71231			Pressure - Pump To Hydroboost; W/Brake Warning System.....	71255		
Pressure; W/Vacuum Disc Brakes; Eng. VIN F	71265			Pressure - Pump To Hydroboost; W/O Brake Warning System.....	71233		
Return; Eng. VIN F		*17"		Return - Gear To Pump.....		*18"	
Return; W/Auto. Trans.; Eng. VIN H.....		*16"		Return - Hydroboost To Pump.....		*16"	
Return; W/Man. Trans.; Eng. VIN H		*					
V-8 5.7 L ENG.				1983			
Pressure; Conventional System; Eng. VIN M	71265			6-CYL. 4.1 L ENG.			
Pressure; Conventional System; W/O Vacuum Disc Brakes; Eng. VIN L.....	71231			Pressure; W/Calif. Emission System.....	71239		
Pressure; Conventional System; W/Vacuum Disc Brakes; Eng. VIN L.	71265			Pressure; W/O Calif. Emission System..	71230		*16"
Pressure - Hydroboost To Gear; Hydroboost System	71232			Return			
Pressure - Pump To Hydroboost; Hydroboost System; G20; G25.....	71266			V-8 5.0 L ENG.			
Pressure - Pump To Hydroboost; Hydroboost System; W/Brake Warning System; G30; G35	71056			Pressure	71231		*18"
Pressure - Pump To Hydroboost; Hydroboost System; W/O Brake Warning System; G30; G35.....	71145		*17"	Return			
Return; Conventional System			*16"	V-8 5.7 L ENG.			
Return - Gear To Pump; Hydroboost System.....			*12"	Pressure; Conventional System.....	71231		
Return - Hydroboost To Reservoir; Hydroboost System				Pressure - Hydroboost To Gear; Hydroboost System	71232		
				Pressure - Pump To Hydroboost; Hydroboost System; W/Brake Warning System.....	71056		
V-8 6.2 L DIESEL ENG.				Pressure - Pump To Hydroboost; Hydroboost System; W/O Brake Warning System.....	71145		*18"
Pressure - Hydroboost To Gear.....	71232			Return; Conventional System			*21"
Pressure - Pump To Hydroboost; W/Brake Warning System.....	71255			Return - Gear To Pump; Hydroboost System.....			*17"
Pressure - Pump To Hydroboost; W/O Brake Warning System.....	70406		*17"	Return - Hydroboost To Pump; Hydroboost System			*17"
Return - Gear To Pump.....			*16"				
Return - Hydroboost To Pump				V-8 6.2 L DIESEL ENG.			
				Pressure - Hydroboost To Gear	71232		
1984				Pressure - Pump To Hydroboost; W/Brake Warning System.....	71255		
6-CYL. 4.1 L ENG.				Pressure - Pump To Hydroboost; W/O Brake Warning System	71233		*18"
Pressure	71239		*20"	Return - Gear To Pump.....			*16"
Return				Return - Hydroboost To Pump			
V-8 5.0 L ENG.							
Pressure	71231		*17"	1982			
Return				6-CYL. 4.1 L ENG.			
V-8 5.7 L ENG.				Pressure; Conventional System; W/Calif. Emission System.....	71158		
Pressure; Conventional System.....	71231			Pressure; Conventional System; W/O Calif. Emission System	71098		
Pressure - Hydroboost To Gear; Hydroboost System	71232			Pressure - Hydroboost To Gear; Hydroboost System	71091		
Pressure - Pump To Hydroboost; Hydroboost System; W/Brake Warning System.....	71056			Pressure - Pump To Hydroboost; Hydroboost System	71145		*24"
Pressure - Pump To Hydroboost; Hydroboost System; W/O Brake Warning System	71145		*17"	Return; Conventional System			*17"
Return; Conventional System			*21"	Return - Gear To Pump; Hydroboost System.....			*12"
Return - Gear To Pump; Hydroboost System.....			*17"	Return - Hydroboost To Pump; Hydroboost System			
V-8 6.2 L DIESEL ENG.				V-8 5.0 L ENG.; V-8 5.7 L ENG.			
Pressure - Hydroboost To Gear.....	71232			Pressure; Conventional System.....	71097		
				Pressure - Hydroboost To Gear; Hydroboost System	71091		
				Pressure - Pump To Hydroboost; Hydroboost System	71145		*24"
				Return; Conventional System			

* Cut From C.P.E. 3/8" I.D. Hose: 71350 (48"), 81352 (25').
 † Cut From S.A.E. 11/32" I.D. Hose: 80062 (12"), 80063 (24"), 80064 (36"), 81353 (25').
 ★ Cut From S.A.E. 3/8" I.D. Hose: 71224 (24"), 71236 (36"), 71206 (48"), 81206 (25'). May Also Use 3/8" C.P.E.
 ♣ Cut From S.A.E. 5/8" I.D. Hose: 71351 (36").
 □ Cut From 1/2" I.D. Suction Hose: 71296 (36"), 81354 (10').
 ♠ Cut From 5/8" I.D. Suction Hose: 71207 (42"), 81355 (10').
 ✱ Cut From 3/4" I.D. Suction Hose: 71297 (36"), 81356 (10').
 ☆ See Page A14 For Pump or Gear Identification.

Ⓜ Two Required.
 Ⓝ Three Required.
 Ⓞ Four Required.
 ≡ Cut To Fit.
 Ⓢ Replaces Both Upper and Lower Hose.
 ▲ 252660 Adaptor Required For Some Models.
 ♣ See Page A6 For Installation Procedure.

SYSTEM PUMP & GEAR IDENT.

SYSTEM & COMPONENT IDENT.

PASS. CARS

LIGHT TRUCKS

MEDIUM/HEAVY TRUCKS

BUSES

HOSE NUMERICAL

REPAIR KITS

KIT NUMERICAL

ILLUSTRATIONS

Power Steering Hose for Light Trucks

	Application	Assembly Number	Multi-Use Hose	End Fitting	Application	Assembly Number	Multi-Use Hose	End Fitting
SYSTEM PUMP & GEAR IDENT.	CHEVROLET - Continued				CHEVROLET - Continued			
	G SERIES VAN - Continued				G SERIES VAN - Continued			
	1982 - Continued				1979 - Continued			
	V-8 5.0 L ENG.; V-8 5.7 L ENG. - Continued				6-CYL. 250 ENG. - Continued			
SYSTEM & COMPONENT IDENT.	Return - Gear To Pump; Hydroboost System.....			*17"	Pressure; Conventional System; W/O-Ring Fitting.....	71097		
	Return - Hydroboost To Pump; Hydroboost System.....			*12"	Pressure - Hydroboost To Gear; Hydroboost System.....	71240		
					Return; Conventional System.....	≠70518	★24"	39135
	1981				Return - Gear To Tee; Hydroboost System.....		★14"	
	6-CYL. 4.1 L ENG.				Return - Hydroboost To Tee; Hydroboost System.....		★16"	
PASS. CARS	Pressure; Conventional System; W/Calif. Emission System.....	71158			Return - Tee To Pump; Hydroboost System.....		★	
	Pressure; Conventional System; W/O Calif. Emission System.....	71098			V-8 305 ENG.; V-8 350 ENG.; V-8 400 ENG.			
	Pressure - Hydroboost To Gear; Hydroboost System.....	71091			Pressure; Conventional System; W/Flared Fitting.....	80124		
	Pressure - Pump To Hydroboost; Hydroboost System.....	71145			Pressure; Conventional System; W/O-Ring Fitting.....	71097		
LIGHT TRUCKS	Return; Conventional System.....			*	Pressure - Hydroboost To Gear; Hydroboost System.....	71240		
	Return - Gear To Pump; Hydroboost System.....			*24"	Pressure - Pump To Hydroboost; Hydroboost System.....	71029		
	Return - Hydroboost To Pump; Hydroboost System.....			*40"	Return; Conventional System.....	≠70518	★24"	39135
	V-8 5.0 L ENG.; V-8 5.7 L ENG.				Return - Gear To Tee; Hydroboost System.....		★14"	
	Pressure; Conventional System.....	71097			Return - Hydroboost To Tee; Hydroboost System.....		★16"	
	Pressure - Hydroboost To Gear; Hydroboost System.....	71091			Return - Tee To Pump; Hydroboost System.....		★	
	Pressure - Pump To Hydroboost; Hydroboost System.....	71145			1978			
MEDIUM/HEAVY TRUCKS	Return; Conventional System.....			*	6-CYL. 250 ENG.; 6-CYL. 292 ENG.			
	Return - Gear To Pump; Hydroboost System.....			*24"	Pressure; Conventional System; W/Flared Fitting.....	80124		
	Return - Hydroboost To Pump; Hydroboost System.....			*40"	Pressure; Conventional System; W/O-Ring Fitting.....	71097		
	1980				Pressure - Hydroboost To Gear; Hydroboost System.....	91581		
	6-CYL. 4.1 L ENG.				Return; Conventional System.....	≠70518	★24"	39135
BUSES	Pressure; Conventional System.....	71098			Return - Gear To Tee; Hydroboost System.....		★14"	
	Pressure - Hydroboost To Gear; Hydroboost System.....	71091			Return - Hydroboost To Tee; Hydroboost System.....		★16"	
	Pressure - Pump To Hydroboost; Hydroboost System.....	71145			Return - Tee To Pump; Hydroboost System.....		★	
	Return; Conventional System; W/Calif. Emission System.....			*24"	V-8 305 ENG.; V-8 350 ENG.; V-8 400 ENG.			
	Return; Conventional System; W/O Calif. Emission System.....			*	Pressure; Conventional System; W/Flared Fitting.....	80124		
HOSE NUMERICAL	Return - Gear To Pump; Hydroboost System.....			*24"	Pressure; Conventional System; W/O-Ring Fitting.....	71097		
	Return - Hydroboost To Pump; Hydroboost System.....			*40"	Pressure - Hydroboost To Gear; Hydroboost System.....	91581		
	V-8 5.0 L ENG.; V-8 5.7 L ENG.; V-8 6.6 L ENG.				Pressure - Pump To Hydroboost; Hydroboost System.....	71029		
	Pressure; Conventional System.....	71097			Return; Conventional System.....	≠70518	★24"	39135
	Pressure - Hydroboost To Gear; Hydroboost System.....	71091			Return - Gear To Tee; Hydroboost System.....		★14"	
	Pressure - Pump To Hydroboost; Hydroboost System.....	71145			Return - Hydroboost To Tee; Hydroboost System.....		★16"	
REPAIR KITS	Return; Conventional System.....			*24"	Return - Tee To Pump; Hydroboost System.....		★	
	Return - Gear To Pump; Hydroboost System.....			*24"	1977			
	Return - Hydroboost To Pump; Hydroboost System.....			*40"	6-CYL. 250 ENG.; 6-CYL. 292 ENG.			
	1979				Pressure; Conventional System.....	70912		
	6-CYL. 250 ENG.				Pressure; Conventional System; W/Flared Fitting.....	80124		
	Pressure; Conventional System; W/Flared Fitting.....	80124						

<p style="background-color: #cccccc; text-align: center; margin: 0;">ILLUSTRATIONS</p> <p>* Cut From C.P.E. 3/8" I.D. Hose: 71350 (48"), 81352 (25'). † Cut From S.A.E. 11/32" I.D. Hose: 80062 (12"), 80063 (24"), 80064 (36"), 81353 (25'). ★ Cut From S.A.E. 3/8" I.D. Hose: 71224 (24"), 71236 (36"), 71206 (48"), 81206 (25'). May Also Use 3/8" C.P.E. ❖ Cut From S.A.E. 5/8" I.D. Hose: 71351 (36"). □ Cut From 1/2" I.D. Suction Hose: 71296 (36"), 81354 (10'). ❖ Cut From 5/8" I.D. Suction Hose: 71207 (42"), 81355 (10'). ✱ Cut From 3/4" I.D. Suction Hose: 71297 (36"), 81356 (10'). ☆ See Page A14 For Pump or Gear Identification.</p>	<p>Ⓜ Two Required. Ⓝ Three Required. Ⓞ Four Required. ≠ Cut To Fit. Ⓢ Replaces Both Upper and Lower Hose. ▲ 252660 Adaptor Required For Some Models. ❖ See Page A6 For Installation Procedure.</p>
--	--

Power Steering Hose for Light Trucks

Application	Assembly Number	Multi-Use Hose	End Fitting	Application	Assembly Number	Multi-Use Hose	End Fitting
CHEVROLET - Continued				CHEVROLET - Continued			
G SERIES VAN - Continued				G SERIES VAN - Continued			
1977 - Continued				1975 - Continued			
6-CYL. 250 ENG.; 6-CYL. 292 ENG. - Continued				V-8 350 ENG.; V-8 400 ENG.			
Pressure - Hydroboost To Gear; Hydroboost System	91581			Pressure; Conventional System	80124		
Return; Conventional System	≧70518	★24"	39135	Pressure - Hydroboost To Gear; Hydroboost System	70920		
Return - Gear To Tee; Hydroboost System		★14"		Pressure - Pump To Hydroboost; Hydroboost System	70921		
Return - Hydroboost To Tee; Hydroboost System		★16"		Return; Conventional System	≧70518	★24"	39135
Return - Tee To Pump; Hydroboost System		★		Return - Gear To Tee; Hydroboost System		★	
V-8 305 ENG.; V-8 350 ENG.; V-8 400 ENG.				Return - Hydroboost To Tee; Hydroboost System			
Pressure; Conventional System	80124			Return - Tee To Pump; Hydroboost System		★	
Pressure - Hydroboost To Gear; Hydroboost System	91581			1974			
Pressure - Pump To Hydroboost; Hydroboost System	71029			6-CYL. 250 ENG.; 6-CYL. 292 ENG.			
Return; Conventional System	≧70518	★24"	39135	Pressure; Conventional System	70912		
Return - Gear To Tee; Hydroboost System		★14"		Pressure - Hydroboost To Gear; Hydroboost System	70920		
Return - Hydroboost To Tee; Hydroboost System		★16"		Pressure - Pump To Hydroboost; Hydroboost System	70921		
Return - Tee To Pump; Hydroboost System		★		Return; Conventional System	≧70518	★24"	39135
1976				Return - Gear To Tee; Hydroboost System			
6-CYL. 250 ENG.; 6-CYL. 292 ENG.				Return - Hydroboost To Tee; Hydroboost System			
Pressure; Conventional System	70912			Return - Tee To Pump; Hydroboost System		★	
Pressure - Hydroboost To Gear; Hydroboost System	91581			V-8 350 ENG.			
Return; Conventional System	≧70518	★24"	39135	Pressure; Conventional System	80124		
Return - Gear To Tee; Hydroboost System		★14"		Pressure - Hydroboost To Gear; Hydroboost System	70920		
Return - Hydroboost To Tee; Hydroboost System		★16"		Pressure - Pump To Hydroboost; Hydroboost System	70921		
Return - Tee To Pump; Hydroboost System		★		Return; Conventional System	≧70518	★24"	39135
V-8 350 ENG.; V-8 400 ENG.				Return - Gear To Tee; Hydroboost System			
Pressure; Conventional System	80124			Return - Hydroboost To Tee; Hydroboost System		★	
Pressure - Hydroboost To Gear; Hydroboost System	91581			Return - Tee To Pump; Hydroboost System		★	
Pressure - Pump To Hydroboost; Hydroboost System	71029			1973			
Return; Conventional System	≧70518	★24"	39135	6-CYL. 250 ENG.			
Return - Gear To Tee; Hydroboost System		★14"		Pressure; Conventional System	70912		
Return - Hydroboost To Tee; Hydroboost System		★16"		Pressure - Hydroboost To Gear; Hydroboost System	70920		
Return - Tee To Pump; Hydroboost System		★		Pressure - Pump To Hydroboost; Hydroboost System	70921		
1975				Return; Conventional System			
6-CYL. 250 ENG.; 6-CYL. 292 ENG.				Return - Gear To Tee; Hydroboost System			
Pressure; Conventional System	70912			Return - Hydroboost To Tee; Hydroboost System		★	
Pressure - Hydroboost To Gear; Hydroboost System	70920			Return - Tee To Pump; Hydroboost System		★	
Pressure - Pump To Hydroboost; Hydroboost System	70921			V-8 307 ENG.; V-8 350 ENG.			
Return; Conventional System	≧70518	★24"	39135	Pressure; Conventional System	80124		
Return - Gear To Tee; Hydroboost System		★		Pressure - Hydroboost To Gear; Hydroboost System	70920		
Return - Hydroboost To Tee; Hydroboost System		★		Pressure - Pump To Hydroboost; Hydroboost System	70921		
Return - Tee To Pump; Hydroboost System		★		Return; Conventional System	≧70518	★24"	39135

- * Cut From C.P.E. 3/8" I.D. Hose: 71350 (48"), 81352 (25').
- † Cut From S.A.E. 11/32" I.D. Hose: 80062 (12"), 80063 (24"), 80064 (36"), 81353 (25').
- ★ Cut From S.A.E. 3/8" I.D. Hose: 71224 (24"), 71236 (36"), 71206 (48"), 81206 (25'). May Also Use 3/8" C.P.E.
- ❖ Cut From S.A.E. 5/8" I.D. Hose: 71351 (36").
- Cut From 1/2" I.D. Suction Hose: 71296 (36"), 81354 (10').
- ❖ Cut From 5/8" I.D. Suction Hose: 71207 (42"), 81355 (10').
- * Cut From 3/4" I.D. Suction Hose: 71297 (36"), 81356 (10').
- ☆ See Page A14 For Pump or Gear Identification.

- Ⓜ Two Required.
- Ⓝ Three Required.
- Ⓞ Four Required.
- ≧ Cut To Fit.
- ⊗ Replaces Both Upper and Lower Hose.
- ▲ 252660 Adaptor Required For Some Models.
- ❖ See Page A6 For Installation Procedure.

SYSTEM PUMP & GEAR IDENT.

SYSTEM & COMPONENT IDENT.

PASS. CARS

LIGHT TRUCKS

MEDIUM/HEAVY TRUCKS

BUSES

HOSE NUMERICAL

REPAIR KITS

KIT NUMERICAL

ILLUSTRATIONS

Power Steering Hose for Light Trucks

	Application	Assembly Number	Multi-Use Hose	End Fitting	Application	Assembly Number	Multi-Use Hose	End Fitting
SYSTEM PUMP & GEAR IDENT.	CHEVROLET - Continued				CHEVROLET - Continued			
	G SERIES VAN - Continued				P SERIES VAN - Continued			
	1973 - Continued				1995 - Continued			
	V-8 307 ENG.; V-8 350 ENG. - Continued				V-6 4.3 L ENG. - Continued			
SYSTEM & COMPONENT IDENT.	Return - Gear To Tee; Hydroboost System.....		★		Pressure - Hydroboost To Gear; Hydroboost System; W/Front I-Beam Suspension; Exc. Motor Home.....	91537		
	Return - Hydroboost To Tee; Hydroboost System.....		★		Pressure - Hydroboost To Gear; Hydroboost System; W/O Front I-Beam Suspension.....	91470		
	Return - Tee To Pump; Hydroboost System.....		★		Pressure - Pump To Hydroboost; Hydroboost System; W/Brake Warning System.....	91820		
PASS. CARS	1972-1971				1995 - Continued			
	6-CYL. 250 ENG.; V-8 307 ENG.; V-8 350 ENG.				Pressure - Pump To Hydroboost; Hydroboost System; W/O Brake Warning System.....			
	Pressure.....	70912			Return; Conventional System.....		*	
	Return.....		★24"		Return - Gear To Pump; Hydroboost System.....		★20"	
	LLV (POSTAL VEHICLE)				Return - Hydroboost To Pump; Hydroboost System.....			
	1995-1994				Pressure - Pump To Hydroboost; Hydroboost System; W/O Brake Warning System.....			
	4-CYL. 2.2 L ENG.				V-8 5.7 L ENG.			
	Pressure.....	92031			Pressure; Conventional System.....	71248		
LIGHT TRUCKS	Return.....	92097			Pressure - Hydroboost To Gear; Hydroboost System; W/Front I-Beam Suspension.....	91537		
	1993-1987				Pressure - Hydroboost To Gear; Hydroboost System; W/O Front I-Beam Suspension.....			
	4-CYL. 2.5 L ENG.				Pressure - Pump To Hydroboost; Hydroboost System; W/Brake Warning System.....			
	Pressure - Pump To Tee.....	80343			Pressure - Pump To Hydroboost; Hydroboost System; W/O Brake Warning System.....	71250		
	Pressure - Tee To Gear.....	80342			Return; Conventional System.....		*	
	Return.....	80344			Return - Gear To Pump; Hydroboost System.....		★14"	
MEDIUM/HEAVY TRUCKS	LUMINA APV				Return - Hydroboost To Pump; Hydroboost System.....			
	1995-1992				V-8 6.5 L DIESEL ENG.			
	V-6 3.1 L ENG.				Pressure - Hydroboost To Gear; W/Front I-Beam Suspension.....			
	Pressure.....	91674			Pressure - Hydroboost To Gear; W/O Front I-Beam Suspension.....	91470		
	Return - Cooler To Pipe.....		★12"		Pressure - Pump To Hydroboost; Motor Home.....	80065		
	Return - Gear To Cooler.....		★11"		Pressure - Pump To Hydroboost; W/Brake Warning System; Exc. Motor Home.....	91821		
BUSES	Return - Pipe To Pump; W/Cooler.....		★3"		Pressure - Pump To Hydroboost; W/O Brake Warning System; Exc. Motor Home.....	91822		
	V-6 3.8 L ENG.				Return - Gear To Pump; Exc. Motor Home.....			
	Pressure.....	91710			Return - Gear To Pump; Motor Home... Return - Hydroboost To Pump; Exc. Motor Home.....	★14"		
	Return - Cooler To Pump.....		★24"		Return - Hydroboost To Pump; Exc. Motor Home.....	★33"		
	Return - From Gear; W/Cooler.....	91939			Return - Hydroboost To Pump; Motor Home.....	*		
	1991-1990				V-8 7.4 L ENG.			
	V-6 3.1 L ENG.				Pressure; Conventional System.....			
	Pressure.....	91674			Pressure - Hydroboost To Gear; Hydroboost System; W/Front I-Beam Suspension.....	71096		
	Return - Cooler To Pipe.....		★12"		Pressure - Hydroboost To Gear; Hydroboost System; W/O Front I-Beam Suspension.....	91537		
	Return - Gear To Cooler.....		★11"		Pressure - Hydroboost To Gear; Hydroboost System; W/O Front I-Beam Suspension.....	91470		
	Return - Pipe To Pump; W/Cooler.....		★3"		Return - Gear To Pump; Exc. Motor Home.....	★14"		
HOSE NUMERICAL	LUV PICKUP				Return - Gear To Pump; Motor Home... Return - Hydroboost To Pump; Exc. Motor Home.....			
	1982-1981				Return - Hydroboost To Pump; Motor Home.....			
	4-CYL. 1.8 L ENG.				Pressure - Pump To Hydroboost; Motor Home.....			
	Reservoir.....		♣		Return - Gear To Pump; Motor Home... Return - Hydroboost To Pump; Exc. Motor Home.....	★14"		
	Return - Cooler To Reservoir.....		*		Return - Hydroboost To Pump; Motor Home.....	*		
REPAIR KITS	P SERIES VAN				V-8 7.4 L ENG.			
	1995				Pressure; Conventional System.....			
	V-6 4.3 L ENG.				Pressure - Hydroboost To Gear; Hydroboost System; W/Front I-Beam Suspension.....			
	Pressure; Conventional System.....	71248			Pressure - Hydroboost To Gear; Hydroboost System; W/O Front I-Beam Suspension.....	91470		
	Pressure - Hydroboost To Gear; Hydroboost System; Motor Home.....	91727			Return - Gear To Pump; Exc. Motor Home.....	★14"		
KIT NUMERICAL	1995				Return - Gear To Pump; Motor Home... Return - Hydroboost To Pump; Exc. Motor Home.....			
	V-6 4.3 L ENG.				Return - Hydroboost To Pump; Motor Home.....			
	Pressure; Conventional System.....	71248			Return - Hydroboost To Pump; Motor Home.....	*		
	Pressure - Hydroboost To Gear; Hydroboost System; Motor Home.....	91727			Return - Hydroboost To Pump; Motor Home.....	*		
ILLUSTRATIONS	* Cut From C.P.E. 3/8" I.D. Hose: 71350 (48"), 81352 (25"). † Cut From S.A.E. 11/32" I.D. Hose: 80062 (12"), 80063 (24"), 80064 (36"), 81353 (25"). ★ Cut From S.A.E. 3/8" I.D. Hose: 71224 (24"), 71236 (36"), 71206 (48"), 81206 (25"). May Also Use 3/8" C.P.E. † Cut From S.A.E. 5/8" I.D. Hose: 71351 (36"). □ Cut From 1/2" I.D. Suction Hose: 71296 (36"), 81354 (10'). † Cut From 5/8" I.D. Suction Hose: 71207 (42"), 81355 (10'). * Cut From 3/4" I.D. Suction Hose: 71297 (36"), 81356 (10'). ☆ See Page A14 For Pump or Gear Identification.				② Two Required. ③ Three Required. ④ Four Required. † Cut To Fit. ♣ Replaces Both Upper and Lower Hose. ▲ 252660 Adaptor Required For Some Models. ♣ See Page A6 For Installation Procedure.			

Power Steering Hose for Light Trucks

Application	Assembly Number	Multi-Use Hose	End Fitting	Application	Assembly Number	Multi-Use Hose	End Fitting
CHEVROLET - Continued				CHEVROLET - Continued			
P SERIES VAN - Continued				P SERIES VAN - Continued			
1995 - Continued				1994 - Continued			
V-8 7.4 L ENG. - Continued				V-8 6.5 L DIESEL ENG. - Continued			
Pressure - Pump To Hydroboost; Hydroboost System; W/Brake Warning System; Exc. Motor Home.....	91820			Pressure - Pump To Hydroboost; W/Brake Warning System; Exc. Motor Home.....	91821		
Pressure - Pump To Hydroboost; Hydroboost System; W/O Brake Warning System; Exc. Motor Home.....	71249			Pressure - Pump To Hydroboost; W/O Brake Warning System; Exc. Motor Home.....	91822		
Return; Conventional System.....		*		Return - Gear To Pump; Exc. Motor Home.....		*14"	
Return - Gear To Pump; Hydroboost System; Exc. Motor Home.....		*8"		Return - Gear To Pump; Motor Home... Return - Hydroboost To Pump; Exc. Motor Home.....		*	
Return - Gear To Pump; Hydroboost System; Motor Home.....		*		Return - Hydroboost To Pump; Motor Home.....		*33"	
Return - Hydroboost To Pump; Hydroboost System; Exc. Motor Home.....		*33"				*	
Return - Hydroboost To Pump; Hydroboost System; Motor Home.....		*		V-8 7.4 L ENG.			
				Pressure; Conventional System.....	71096		
1994				Pressure - Hydroboost To Gear; Hydroboost System; W/Front I-Beam Suspension.....	91537		
V-6 4.3 L ENG.				Pressure - Hydroboost To Gear; Hydroboost System; W/O Front I-Beam Suspension.....	91470		
Pressure; Conventional System.....	71248			Pressure - Pump To Hydroboost; Hydroboost System; Motor Home.....	80058		
Pressure - Hydroboost To Gear; Hydroboost System; W/Front I-Beam Suspension.....	91537			Pressure - Pump To Hydroboost; Hydroboost System; W/Brake Warning System; Exc. Motor Home.....	91820		
Pressure - Hydroboost To Gear; Hydroboost System; W/O Front I-Beam Suspension.....	91470			Pressure - Pump To Hydroboost; Hydroboost System; W/O Brake Warning System; Exc. Motor Home.....	71249		
Pressure - Pump To Hydroboost; Hydroboost System; W/Brake Warning System.....	91820			Return; Conventional System.....		*	
Pressure - Pump To Hydroboost; Hydroboost System; W/O Brake Warning System.....	71250			Return - Gear To Pump; Hydroboost System; Exc. Motor Home.....		*8"	
Return; Conventional System.....		*		Return - Gear To Pump; Hydroboost System; Motor Home.....		*	
Return - Gear To Pump; Hydroboost System.....		*20"		Return - Hydroboost To Pump; Hydroboost System; Exc. Motor Home.....		*33"	
Return - Hydroboost To Pump; Hydroboost System.....		*34"		Return - Hydroboost To Pump; Hydroboost System; Motor Home.....		*	
V-8 5.7 L ENG.							
Pressure; Conventional System.....	71248			1993			
Pressure - Hydroboost To Gear; Hydroboost System; W/Front I-Beam Suspension.....	91537			V-6 4.3 L ENG.			
Pressure - Hydroboost To Gear; Hydroboost System; W/O Front I-Beam Suspension.....	91470			Pressure; Conventional System.....	91729		
Pressure - Pump To Hydroboost; Hydroboost System; W/Brake Warning System.....	91820			Pressure - Hydroboost To Gear; Hydroboost System; W/Front I-Beam Suspension.....	91537		
Pressure - Pump To Hydroboost; Hydroboost System; W/O Brake Warning System.....	71250			Pressure - Hydroboost To Gear; Hydroboost System; W/O Front I-Beam Suspension.....	91470		
Return; Conventional System.....		*		Pressure - Pump To Hydroboost; Hydroboost System; W/Brake Warning System.....	71256		
Return - Gear To Pump; Hydroboost System.....		*14"		Pressure - Pump To Hydroboost; Hydroboost System; W/O Brake Warning System.....	71250		
Return - Hydroboost To Pump; Hydroboost System.....		*33"		Return; Conventional System.....		*	
				Return - Gear To Pump; Hydroboost System.....		*20"	
V-8 6.5 L DIESEL ENG.				Return - Hydroboost To Pump; Hydroboost System.....		*34"	
Pressure - Hydroboost To Gear; W/Front I-Beam Suspension.....	91537			V-8 5.7 L ENG.			
Pressure - Hydroboost To Gear; W/O Front I-Beam Suspension.....	91470			Pressure; Conventional System.....	71248		
Pressure - Pump To Hydroboost; Motor Home.....	80057			Pressure - Hydroboost To Gear; Hydroboost System; W/Front I-Beam Suspension.....	91537		

SYSTEM PUMP & GEAR IDENT.
SYSTEM & COMPONENT IDENT.
PASS. CARS
LIGHT TRUCKS
MEDIUM/HEAVY TRUCKS
BUSES
HOSE NUMERICAL
REPAIR KITS
KIT NUMERICAL
ILLUSTRATIONS

- * Cut From C.P.E. 3/8" I.D. Hose: 71350 (48"), 81352 (25').
- † Cut From S.A.E. 11/32" I.D. Hose: 80062 (12"), 80063 (24"), 80064 (36"), 81353 (25').
- ★ Cut From S.A.E. 3/8" I.D. Hose: 71224 (24"), 71236 (36"), 71206 (48"), 81206 (25'). May Also Use 3/8" C.P.E.
- ♣ Cut From S.A.E. 5/8" I.D. Hose: 71351 (36").
- Cut From 1/2" I.D. Suction Hose: 71296 (36"), 81354 (10').
- ♠ Cut From 5/8" I.D. Suction Hose: 71207 (42"), 81355 (10').
- ✱ Cut From 3/4" I.D. Suction Hose: 71297 (36"), 81356 (10').
- ☆ See Page A14 For Pump or Gear Identification.

- Ⓜ Two Required.
- Ⓝ Three Required.
- Ⓞ Four Required.
- ≍ Cut To Fit.
- ⊗ Replaces Both Upper and Lower Hose.
- ▲ 252660 Adaptor Required For Some Models.
- ♣ See Page A6 For Installation Procedure.

Power Steering Hose for Light Trucks

	Application	Assembly Number	Multi-Use Hose	End Fitting	Application	Assembly Number	Multi-Use Hose	End Fitting
SYSTEM PUMP & GEAR IDENT.	CHEVROLET - Continued				CHEVROLET - Continued			
	P SERIES VAN - Continued				P SERIES VAN - Continued			
	1993 - Continued				1992 - Continued			
	V-8 5.7 L ENG. - Continued				V-6 4.3 L ENG. - Continued			
SYSTEM & COMPONENT IDENT.	Pressure - Hydroboost To Gear; Hydroboost System; W/O Front I-Beam Suspension.....	91470			Pressure - Pump To Hydroboost; Hydroboost System; W/O Brake Warning System.....	71256		
	Pressure - Pump To Hydroboost; Hydroboost System; W/Brake Warning System.....	71256			Return; Conventional System.....		*	
	Pressure - Pump To Hydroboost; Hydroboost System; W/O Brake Warning System.....	71250			Return - Gear To Pump; Hydroboost System.....		*20"	
PASS. CARS	Return; Conventional System.....		*		Return - Hydroboost To Pump; Hydroboost System.....		*34"	
	Return - Gear To Pump; Hydroboost System.....		*14"		V-8 5.7 L ENG.			
	Return - Hydroboost To Pump; Hydroboost System.....		*33"		Pressure; Conventional System.....	71248		
	V-8 6.2 L DIESEL ENG.				Pressure - Hydroboost To Gear; Hydroboost System; W/Front I-Beam Suspension.....	91537		
	Pressure - Hydroboost To Gear; W/Front I-Beam Suspension.....	91537			Pressure - Hydroboost To Gear; Hydroboost System; W/O Front I-Beam Suspension.....	91470		
LIGHT TRUCKS	Pressure - Hydroboost To Gear; W/O Front I-Beam Suspension.....	91470			Pressure - Pump To Hydroboost; Hydroboost System; W/Brake Warning System.....	71256		
	Pressure - Pump To Hydroboost; Exc. Motor Home.....	80150			Pressure - Pump To Hydroboost; Hydroboost System; W/O Brake Warning System.....	71250		
	Pressure - Pump To Hydroboost; Motor Home.....	70411			Return; Conventional System.....		*	
	Return - Gear To Pump; Exc. Motor Home.....		*14"		Return - Gear To Pump; Hydroboost System.....		*14"	
	Return - Gear To Pump; Motor Home... ..		*		Return - Hydroboost To Pump; Hydroboost System.....		*33"	
MEDIUM/HEAVY TRUCKS	Return - Hydroboost To Pump; Exc. Motor Home.....		*33"		V-8 6.2 L DIESEL ENG.			
	Return - Hydroboost To Pump; Motor Home.....		*		Pressure - Hydroboost To Gear; W/Front I-Beam Suspension.....	91537		
	V-8 7.4 L ENG.				Pressure - Hydroboost To Gear; W/O Front I-Beam Suspension.....	91470		
	Pressure; Conventional System.....	71096			Pressure - Pump To Hydroboost; Hydroboost System; W/Brake Warning System; Exc. Motor Home.....	71256		
	Pressure - Hydroboost To Gear; Hydroboost System; W/Front I-Beam Suspension.....	91537			Pressure - Pump To Hydroboost; Motor Home.....	70411		
BUSES	Pressure - Hydroboost To Gear; Hydroboost System; W/O Front I-Beam Suspension.....	91470			Pressure - Pump To Hydroboost; W/O Brake Warning System; Exc. Motor Home.....	80150		
	Pressure - Pump To Hydroboost; Hydroboost System; Exc. Motor Home... ..	71249			Return - Gear To Pump; Exc. Motor Home.....		*14"	
	Pressure - Pump To Hydroboost; Hydroboost System; Motor Home.....	80058			Return - Gear To Pump; Motor Home... ..		*	
	Return; Conventional System.....		*		Return - Hydroboost To Pump; Exc. Motor Home.....		*33"	
	Return - Gear To Pump; Hydroboost System; Exc. Motor Home.....		*8"		Return - Hydroboost To Pump; Motor Home.....		*	
	Return - Gear To Pump; Hydroboost System; Motor Home.....		*		Return - Hydroboost To Pump; Motor Home.....		*	
	Return - Hydroboost To Pump; Hydroboost System; Exc. Motor Home.....		*33"		V-8 7.4 L ENG.			
	Return - Hydroboost To Pump; Hydroboost System; Motor Home.....		*		Pressure; Conventional System.....	71096		
REPAIR KITS	1992				Pressure - Hydroboost To Gear; Hydroboost System; W/Front I-Beam Suspension.....	91537		
	V-6 4.3 L ENG.				Pressure - Hydroboost To Gear; Hydroboost System; W/O Front I-Beam Suspension.....	91470		
	Pressure; Conventional System.....	91729			Pressure - Pump To Hydroboost; Hydroboost System; Exc. Motor Home; W/Brake Warning System.....	71256		
	Pressure - Hydroboost To Gear; Hydroboost System; W/Front I-Beam Suspension.....	91537			Pressure - Pump To Hydroboost; Hydroboost System; Exc. Motor Home; W/O Brake Warning System.....	71249		
KIT NUMERICAL	Pressure - Hydroboost To Gear; Hydroboost System; W/O Front I-Beam Suspension.....	91470			Pressure - Pump To Hydroboost; Hydroboost System; Motor Home.....	80058		
	Pressure - Pump To Hydroboost; Hydroboost System; W/Brake Warning System.....	71250			Return; Conventional System.....		*	

ILLUSTRATIONS

- * Cut From C.P.E. 3/8" I.D. Hose: 71350 (48"), 81352 (25').
- † Cut From S.A.E. 11/32" I.D. Hose: 80062 (12"), 80063 (24"), 80064 (36"), 81353 (25').
- ★ Cut From S.A.E. 3/8" I.D. Hose: 71224 (24"), 71236 (36"), 71206 (48"), 81206 (25'). May Also Use 3/8" C.P.E.
- ♣ Cut From S.A.E. 5/8" I.D. Hose: 71351 (36").
- Cut From 1/2" I.D. Suction Hose: 71296 (36"), 81354 (10').
- ♠ Cut From 5/8" I.D. Suction Hose: 71207 (42"), 81355 (10').
- ✱ Cut From 3/4" I.D. Suction Hose: 71297 (36"), 81356 (10').
- ☆ See Page A14 For Pump or Gear Identification.

- Ⓜ Two Required.
- Ⓝ Three Required.
- Ⓞ Four Required.
- ⊖ Cut To Fit.
- ⊗ Replaces Both Upper and Lower Hose.
- ▲ 252660 Adaptor Required For Some Models.
- ♣ See Page A6 For Installation Procedure.

Power Steering Hose for Light Trucks

Application	Assembly Number	Multi-Use Hose	End Fitting	Application	Assembly Number	Multi-Use Hose	End Fitting
CHEVROLET - Continued				CHEVROLET - Continued			
P SERIES VAN - Continued				P SERIES VAN - Continued			
1992 - Continued				1991 - Continued			
V-8 7.4 L ENG. - Continued				V-8 6.2 L DIESEL ENG. - Continued			
Return - Gear To Pump; Hydroboost System.....		*8"		Pressure - Pump To Hydroboost; W/O Brake Warning System; Exc. Motor Home	80150		
Return - Hydroboost To Pump; Hydroboost System		*33"		Return - Gear To Pump; Exc. Motor Home		*14"	
1991				Return - Gear To Pump; Motor Home... ..			
4-CYL. 3.9 L DIESEL ENG.				Return - Hydroboost To Pump; Exc. Motor Home			
Pressure - Hydroboost To Gear; W/Front I-Beam Suspension.....	91537			Return - Hydroboost To Pump; Motor Home		*33"	
Pressure - Hydroboost To Gear; W/O Front I-Beam Suspension	91470			Return - Hydroboost To Pump; Motor Home		*	
Return - Gear To Pump.....		*		V-8 7.4 L ENG.			
Return - Hydroboost To Pump		*		Pressure; Conventional System.....	71096		
V-6 4.3 L ENG.				Pressure - Hydroboost To Gear; Hydroboost System; W/Front I-Beam Suspension			
Pressure; Conventional System.....	91729			Pressure - Hydroboost To Gear; Hydroboost System; W/O Front I-Beam Suspension.....	91470		
Pressure - Hydroboost To Gear; Hydroboost System; W/Front I-Beam Suspension	91537			Pressure - Pump To Hydroboost; Hydroboost System; Motor Home.....	80058		
Pressure - Hydroboost To Gear; Hydroboost System; W/O Front I-Beam Suspension	91470			Pressure - Pump To Hydroboost; Hydroboost System; W/Brake Warning System.....	71256		
Pressure - Pump To Hydroboost; Hydroboost System; W/Brake Warning System.....	71256			Pressure - Pump To Hydroboost; Hydroboost System; W/O Brake Warning System	71249		
Pressure - Pump To Hydroboost; Hydroboost System; W/O Brake Warning System	71250			Return; Conventional System		*	
Return; Conventional System.....		*		Return - Gear To Pump; Hydroboost System.....		*8"	
Return - Gear To Pump; Hydroboost System.....		*20"		Return - Hydroboost To Pump; Hydroboost System		*33"	
Return - Hydroboost To Pump; Hydroboost System		*34"		1990			
V-8 5.7 L ENG.				4-CYL. 3.9 L DIESEL ENG.			
Pressure; Conventional System.....	71248			Pressure - Hydroboost To Gear; W/Front I-Beam Suspension.....	91537		
Pressure - Hydroboost To Gear; Hydroboost System; W/Front I-Beam Suspension	91537			Pressure - Hydroboost To Gear; W/O Front I-Beam Suspension	91470		
Pressure - Hydroboost To Gear; Hydroboost System; W/O Front I-Beam Suspension	91470			Return - Gear To Pump.....		*	
Pressure - Pump To Hydroboost; Hydroboost System; W/Brake Warning System.....	71256			Return - Hydroboost To Pump		*	
Pressure - Pump To Hydroboost; Hydroboost System; W/O Brake Warning System	71250			V-6 4.3 L ENG.			
Return; Conventional System.....		*		Pressure; Conventional System.....	91729		
Return - Gear To Pump; Hydroboost System.....		*14"		Pressure - Hydroboost To Gear; Hydroboost System; W/Front I-Beam Suspension	91537		
Return - Hydroboost To Pump; Hydroboost System		*33"		Pressure - Hydroboost To Gear; Hydroboost System; W/O Front I-Beam Suspension.....	91470		
V-8 6.2 L DIESEL ENG.				Pressure - Pump To Hydroboost; Hydroboost System; W/Brake Warning System.....			
Pressure - Hydroboost To Gear; W/Front I-Beam Suspension.....	91537			Pressure - Pump To Hydroboost; Hydroboost System; W/O Brake Warning System	71256		
Pressure - Hydroboost To Gear; W/O Front I-Beam Suspension	91470			Pressure - Pump To Hydroboost; Hydroboost System; W/O Brake Warning System	71250		
Pressure - Pump To Hydroboost; Motor Home	70411			Return; Conventional System		*	
Pressure - Pump To Hydroboost; W/Brake Warning System; Exc. Motor Home	71256			Return - Gear To Pump; Hydroboost System.....		*20"	
				Return - Hydroboost To Pump; Hydroboost System		*34"	
				V-8 5.7 L ENG.			
				Pressure; Conventional System.....	71248		

SYSTEM PUMP & GEAR IDENT.
SYSTEM & COMPONENT IDENT.
PASS. CARS
LIGHT TRUCKS
MEDIUM/HEAVY TRUCKS
BUSES
HOSE NUMERICAL
REPAIR KITS
KIT NUMERICAL
ILLUSTRATIONS

* Cut From C.P.E. 3/8" I.D. Hose: 71350 (48"), 81352 (25').
 † Cut From S.A.E. 11/32" I.D. Hose: 80062 (12"), 80063 (24"), 80064 (36"), 81353 (25').
 ★ Cut From S.A.E. 3/8" I.D. Hose: 71224 (24"), 71236 (36"), 71206 (48"), 81206 (25'). May Also Use 3/8" C.P.E.
 ❖ Cut From S.A.E. 5/8" I.D. Hose: 71351 (36").
 □ Cut From 1/2" I.D. Suction Hose: 71296 (36"), 81354 (10').
 ❖ Cut From 5/8" I.D. Suction Hose: 71207 (42"), 81355 (10').
 * Cut From 3/4" I.D. Suction Hose: 71297 (36"), 81356 (10').
 ☆ See Page A14 For Pump or Gear Identification.

Ⓜ Two Required.
 Ⓝ Three Required.
 Ⓞ Four Required.
 ≍ Cut To Fit.
 Ⓢ Replaces Both Upper and Lower Hose.
 ▲ 252660 Adaptor Required For Some Models.
 ❖ See Page A6 For Installation Procedure.

Power Steering Hose for Light Trucks

	Application	Assembly Number	Multi-Use Hose	End Fitting	Application	Assembly Number	Multi-Use Hose	End Fitting
SYSTEM PUMP & GEAR IDENT.	CHEVROLET - Continued				CHEVROLET - Continued			
	P SERIES VAN - Continued				P SERIES VAN - Continued			
	1990 - Continued				1989 - Continued			
	V-8 5.7 L ENG. - Continued				6-CYL. 4.8 L ENG. - Continued			
SYSTEM & COMPONENT IDENT.	Pressure - Hydroboost To Gear; Hydroboost System; W/Front I-Beam Suspension.....	91537			Pressure - Pump To Hydroboost; Hydroboost System; W/Brake Warning System.....	71078		
	Pressure - Hydroboost To Gear; Hydroboost System; W/O Front I-Beam Suspension.....	91470			Pressure - Pump To Hydroboost; Hydroboost System; W/O Brake Warning System.....	71147		
	Pressure - Pump To Hydroboost; Hydroboost System; W/Brake Warning System.....	71256			Return; Conventional System.....		*	
PASS. CARS	Pressure - Pump To Hydroboost; Hydroboost System; W/O Brake Warning System.....	71250			Return - Gear To Pump; Hydroboost System.....		*10"	
	Return; Conventional System.....		*		Return - Hydroboost To Pump; Hydroboost System.....		*30"	
	Return - Gear To Pump; Hydroboost System.....		*14"					
	Return - Hydroboost To Pump; Hydroboost System.....		*33"		V-8 5.7 L ENG.			
	V-8 6.2 L DIESEL ENG.				Pressure; Conventional System.....	71248		
LIGHT TRUCKS	Pressure - Hydroboost To Gear; W/Front I-Beam Suspension.....	91537			Pressure - Hydroboost To Gear; Hydroboost System; W/Front I-Beam Suspension.....	91537		
	Pressure - Hydroboost To Gear; W/O Front I-Beam Suspension.....	91470			Pressure - Hydroboost To Gear; Hydroboost System; W/O Front I-Beam Suspension.....	91470		
	Pressure - Pump To Hydroboost; W/Brake Warning System.....	70411			Pressure - Pump To Hydroboost; Hydroboost System; W/O Brake Warning System.....	71256		
	Pressure - Pump To Hydroboost; W/O Brake Warning System.....	80150			Return; Conventional System.....	71250		*
	Return - Gear To Pump.....		*14"		Return - Gear To Pump; Hydroboost System.....		*15"	
	Return - Hydroboost To Pump.....		*33"		Return - Hydroboost To Pump; Hydroboost System.....		*34"	
	V-8 7.4 L ENG.				V-8 6.2 L DIESEL ENG.			
	Pressure; Conventional System; P30.....	71096			Pressure - Hydroboost To Gear; W/Front I-Beam Suspension.....	91537		
	Pressure - Hydroboost To Gear; Hydroboost System; W/Front I-Beam Suspension.....	91537			Pressure - Hydroboost To Gear; W/O Front I-Beam Suspension.....	91470		
	Pressure - Hydroboost To Gear; Hydroboost System; W/O Front I-Beam Suspension.....	91470			Pressure - Pump To Hydroboost; Motor Home.....	70411		
	Pressure - Pump To Hydroboost; Hydroboost System; Exc. Motor Home..	71249			Pressure - Pump To Hydroboost; W/Brake Warning System; Exc. Motor Home.....	70411		
	Pressure - Pump To Hydroboost; Hydroboost System; Motor Home.....	80058			Pressure - Pump To Hydroboost; W/O Brake Warning System; Exc. Motor Home.....	80150		
	Return; Conventional System; P30.....		*		Reservoir.....		*	
	Return - Gear To Pump; Hydroboost System.....		*8"		Return - Gear To Pump; Exc. Motor Home.....		*15"	
	Return - Hydroboost To Pump; Hydroboost System.....		*33"		Return - Gear To Pump; Motor Home... Return - Hydroboost To Pump; Exc. Motor Home.....		*	*34"
	1989				Return - Hydroboost To Pump; Motor Home.....		*	
	4-CYL. 3.9 L DIESEL ENG.				V-8 7.4 L ENG.			
	Pressure - Hydroboost To Gear; W/Front I-Beam Suspension.....	91537			Pressure; Conventional System; P30.....	71096		
	Pressure - Hydroboost To Gear; W/O Front I-Beam Suspension.....	91470			Pressure - Hydroboost To Gear; Hydroboost System; W/Front I-Beam Suspension.....	91537		
	Return - Gear To Pump.....		*		Pressure - Hydroboost To Gear; Hydroboost System; W/O Front I-Beam Suspension.....	91470		
	Return - Hydroboost To Pump.....		*		Pressure - Pump To Hydroboost; Hydroboost System; Exc. Motor Home..	71249		
	6-CYL. 4.8 L ENG.				Pressure - Pump To Hydroboost; Hydroboost System; Motor Home.....	71095		
	Pressure; Conventional System.....	71099			Reservoir; Hydroboost System.....		*	
	Pressure - Hydroboost To Gear; Hydroboost System; W/Front I-Beam Suspension.....	91537						
	Pressure - Hydroboost To Gear; Hydroboost System; W/O Front I-Beam Suspension.....	91470						

ILLUSTRATIONS

* Cut From C.P.E. 3/8" I.D. Hose: 71350 (48"), 81352 (25').
 † Cut From S.A.E. 11/32" I.D. Hose: 80062 (12"), 80063 (24"), 80064 (36"), 81353 (25').
 ★ Cut From S.A.E. 3/8" I.D. Hose: 71224 (24"), 71236 (36"), 71206 (48"), 81206 (25'). May Also Use 3/8" C.P.E.
 ♣ Cut From S.A.E. 5/8" I.D. Hose: 71351 (36").
 □ Cut From 1/2" I.D. Suction Hose: 71296 (36"), 81354 (10').
 ✦ Cut From 5/8" I.D. Suction Hose: 71207 (42"), 81355 (10').
 ✧ Cut From 3/4" I.D. Suction Hose: 71297 (36"), 81356 (10').
 ☆ See Page A14 For Pump or Gear Identification.

Ⓜ Two Required.
 Ⓝ Three Required.
 Ⓞ Four Required.
 ✂ Cut To Fit.
 Ⓢ Replaces Both Upper and Lower Hose.
 ▲ 252660 Adaptor Required For Some Models.
 ♣ See Page A6 For Installation Procedure.

Power Steering Hose for Light Trucks

Application	Assembly Number	Multi-Use Hose	End Fitting	Application	Assembly Number	Multi-Use Hose	End Fitting
CHEVROLET - Continued				CHEVROLET - Continued			
P SERIES VAN - Continued				P SERIES VAN - Continued			
1989 - Continued				1988-1986 - Continued			
V-8 7.4 L ENG. - Continued				V-8 6.2 L DIESEL ENG. - Continued			
Return; Conventional System; P30		*		Return - Gear To Pump; Exc. Motor Home		*15"	
Return - Gear To Pump; Hydroboost System; Exc. Motor Home		*11"		Return - Gear To Pump; Motor Home ...		*	
Return - Gear To Pump; Hydroboost System; Motor Home		*		Return - Hydroboost To Pump; Exc. Motor Home		*34"	
Return - Hydroboost To Pump; Hydroboost System; Exc. Motor Home		*33"		Return - Hydroboost To Pump; Motor Home		*	
Return - Hydroboost To Pump; Hydroboost System; Motor Home		*					
1988-1986				V-8 7.4 L ENG.			
6-CYL. 4.8 L ENG.				Pressure; Conventional System; P30.....			
Pressure; Conventional System.....	71099			Pressure - Hydroboost To Gear; Hydroboost System; W/Front I-Beam Suspension	71096		
Pressure - Hydroboost To Gear; Hydroboost System; W/Front I-Beam Suspension	91537			Pressure - Hydroboost To Gear; Hydroboost System; W/O Front I-Beam Suspension	91537		
Pressure - Hydroboost To Gear; Hydroboost System; W/O Front I-Beam Suspension	91470			Pressure - Pump To Hydroboost; Hydroboost System; Motor Home	91470		
Pressure - Pump To Hydroboost; Hydroboost System; W/Brake Warning System	71078			Pressure - Pump To Hydroboost; Hydroboost System; Motor Home	71249		
Pressure - Pump To Hydroboost; Hydroboost System; W/O Brake Warning System	71147			Reservoir; Hydroboost System	71095		
Return; Conventional System		*		Return; Conventional System; P30		*	
Return - Gear To Pump; Hydroboost System		*10"		Return - Gear To Pump; Hydroboost System; Exc. Motor Home		*11"	
Return - Hydroboost To Pump; Hydroboost System		*30"		Return - Gear To Pump; Hydroboost System; Motor Home		*	
V-8 5.7 L ENG.				1985			
Pressure; Conventional System.....	71248			6-CYL. 4.8 L ENG.			
Pressure - Hydroboost To Gear; Hydroboost System; W/Front I-Beam Suspension	91537			Pressure; Conventional System.....	71099		
Pressure - Hydroboost To Gear; Hydroboost System; W/O Front I-Beam Suspension	91470			Pressure - Hydroboost To Gear; Hydroboost System	91470		
Pressure - Pump To Hydroboost; Hydroboost System; W/Brake Warning System	71256			Pressure - Pump To Hydroboost; Hydroboost System; W/Brake Warning System	71078		
Pressure - Pump To Hydroboost; Hydroboost System; W/O Brake Warning System	71250			Pressure - Pump To Hydroboost; Hydroboost System; W/O Brake Warning System	71147		
Return; Conventional System		*		Return; Conventional System		*	
Return - Gear To Pump; Hydroboost System		*15"		Return - Gear To Pump; Hydroboost System		*10"	
Return - Hydroboost To Pump; Hydroboost System		*34"		Return - Hydroboost To Pump; Hydroboost System		*30"	
V-8 6.2 L DIESEL ENG.				V-8 5.7 L ENG.			
Pressure - Hydroboost To Gear; W/Front I-Beam Suspension	91537			Pressure; Conventional System.....	71248		
Pressure - Hydroboost To Gear; W/O Front I-Beam Suspension	91470			Pressure - Hydroboost To Gear; Hydroboost System	91470		
Pressure - Pump To Hydroboost; Motor Home	70411			Pressure - Pump To Hydroboost; Hydroboost System; W/Brake Warning System	71256		
Pressure - Pump To Hydroboost; W/Brake Warning System; Exc. Motor Home	70411			Pressure - Pump To Hydroboost; Hydroboost System; W/O Brake Warning System	71250		
Pressure - Pump To Hydroboost; W/O Brake Warning System; Exc. Motor Home	80150			Return; Conventional System		*	
Reservoir		*		Return - Gear To Pump; Hydroboost System		*10"	
				Return - Hydroboost To Pump; Hydroboost System		*30"	

- * Cut From C.P.E. 3/8" I.D. Hose: 71350 (48"), 81352 (25').
- † Cut From S.A.E. 11/32" I.D. Hose: 80062 (12"), 80063 (24"), 80064 (36"), 81353 (25').
- ★ Cut From S.A.E. 3/8" I.D. Hose: 71224 (24"), 71236 (36"), 71206 (48"), 81206 (25'). May Also Use 3/8" C.P.E.
- ♣ Cut From S.A.E. 5/8" I.D. Hose: 71351 (36").
- Cut From 1/2" I.D. Suction Hose: 71296 (36"), 81354 (10').
- ♠ Cut From 5/8" I.D. Suction Hose: 71207 (42"), 81355 (10').
- ✱ Cut From 3/4" I.D. Suction Hose: 71297 (36"), 81356 (10').
- ☆ See Page A14 For Pump or Gear Identification.

- Ⓜ Two Required.
- Ⓝ Three Required.
- Ⓞ Four Required.
- ≠ Cut To Fit.
- ⊗ Replaces Both Upper and Lower Hose.
- ▲ 252660 Adaptor Required For Some Models.
- ♣ See Page A6 For Installation Procedure.

SYSTEM PUMP & GEAR IDENT.

SYSTEM & COMPONENT IDENT.

PASS. CARS

LIGHT TRUCKS

MEDIUM/HEAVY TRUCKS

BUSES

HOSE NUMERICAL

REPAIR KITS

KIT NUMERICAL

ILLUSTRATIONS

Power Steering Hose for Light Trucks

	Application	Assembly Number	Multi-Use Hose	End Fitting	Application	Assembly Number	Multi-Use Hose	End Fitting
SYSTEM PUMP & GEAR IDENT.	CHEVROLET - Continued				CHEVROLET - Continued			
	P SERIES VAN - Continued				P SERIES VAN - Continued			
	1985 - Continued				1984-1983 - Continued			
	V-8 6.2 L DIESEL ENG.				V-8 5.7 L ENG.			
SYSTEM & COMPONENT IDENT.	Pressure - Hydroboost To Gear; Exc. Motor Home	91470			Pressure; Conventional System.....	71248		
	Pressure - Hydroboost To Gear; W/Front I-Beam Suspension; Motor Home	91537			Pressure - Hydroboost To Gear; Hydroboost System	91470		
	Pressure - Hydroboost To Gear; W/O Front I-Beam Suspension; Motor Home	91470			Pressure - Pump To Hydroboost; Hydroboost System; W/Brake Warning System.....	71256		
PASS. CARS	Pressure - Pump To Hydroboost; Motor Home	70411			Pressure - Pump To Hydroboost; Hydroboost System; W/O Brake Warning System	71250		
	Pressure - Pump To Hydroboost; W/Brake Warning System; Exc. Motor Home	70411			Return; Conventional System		*	
	Pressure - Pump To Hydroboost; W/O Brake Warning System; Exc. Motor Home	80150			Return - Gear To Pump; Hydroboost System.....			*14"
	Reservoir		✱		Return - Hydroboost To Pump; Hydroboost System			*33"
LIGHT TRUCKS	Return - Gear To Pump; Exc. Motor Home			*15"	V-8 6.2 L DIESEL ENG.			
	Return - Gear To Pump; Motor Home ...			*	Pressure - Hydroboost To Gear; Exc. Motor Home	91470		
	Return - Hydroboost To Pump; Exc. Motor Home			*34"	Pressure - Hydroboost To Gear; W/Front I-Beam Suspension; Motor Home	91537		
	Return - Hydroboost To Pump; Motor Home			*	Pressure - Hydroboost To Gear; W/O Front I-Beam Suspension; Motor Home	91470		
					Pressure - Pump To Hydroboost.....	70411		
					Return - Gear To Pump; Exc. Motor Home			*14"
MEDIUM/HEAVY TRUCKS	V-8 7.4 L ENG.				Return - Gear To Pump; Motor Home ...			*
	Pressure; Conventional System; P30.....	71096			Return - Hydroboost To Pump; Exc. Motor Home			*33"
	Pressure - Hydroboost To Gear; Hydroboost System; W/Front I-Beam Suspension	91537			Return - Hydroboost To Pump; Motor Home			*
	Pressure - Hydroboost To Gear; Hydroboost System; W/O Front I-Beam Suspension	91470						
	Pressure - Pump To Hydroboost; Hydroboost System; Exc. Motor Home ..	71249			V-8 7.4 L ENG.			
BUSES	Pressure - Pump To Hydroboost; Hydroboost System; Motor Home.....	71095			Pressure; Conventional System; P30.....	71096		
	Reservoir; Hydroboost System		✱		Pressure - Hydroboost To Gear; Hydroboost System; Exc. Motor Home	91470		
	Return; Conventional System; P30		*		Pressure - Hydroboost To Gear; Hydroboost System; W/Front I-Beam Suspension; Motor Home	91537		
	Return - Gear To Pump; Hydroboost System; Exc. Motor Home.....			*11"	Pressure - Hydroboost To Gear; Hydroboost System; W/O Front I-Beam Suspension; Motor Home	91470		
	Return - Gear To Pump; Hydroboost System; Motor Home			*	Pressure - Pump To Hydroboost; Hydroboost System; Exc. Motor Home ..	71249		
	Return - Hydroboost To Pump; Hydroboost System; Exc. Motor Home			*29"	Pressure - Pump To Hydroboost; Hydroboost System; Motor Home.....	71095		
	Return - Hydroboost To Pump; Hydroboost System; Motor Home.....			*	Return; Conventional System; P30			*
					Return - Gear To Pump; Hydroboost System.....			*
					Return - Hydroboost To Pump; Hydroboost System			*
REPAIR KITS	1984-1983							
	6-CYL. 4.8 L ENG.				1982			
	Pressure; Conventional System.....	71099			6-CYL. 4.8 L ENG.			
	Pressure - Hydroboost To Gear; Hydroboost System	91470			Pressure; Conventional System.....	71099		
	Pressure - Pump To Hydroboost; Hydroboost System; W/Brake Warning System.....	71078			Pressure - Hydroboost To Gear; Hydroboost System	91470		
	Pressure - Pump To Hydroboost; Hydroboost System; W/O Brake Warning System	71147			Pressure - Pump To Hydroboost; Hydroboost System	71147		
	Return; Conventional System			*	Return; Conventional System			*12"
	Return - Gear To Pump; Hydroboost System.....			*	Return - Gear To Pump; Hydroboost System.....			*
	Return - Hydroboost To Pump; Hydroboost System			*	Return - Hydroboost To Pump; Hydroboost System			*

- * Cut From C.P.E. 3/8" I.D. Hose: 71350 (48"), 81352 (25).
- † Cut From S.A.E. 11/32" I.D. Hose: 80062 (12"), 80063 (24"), 80064 (36"), 81353 (25).
- ★ Cut From S.A.E. 3/8" I.D. Hose: 71224 (24"), 71236 (36"), 71206 (48"), 81206 (25). May Also Use 3/8" C.P.E.
- ♣ Cut From S.A.E. 5/8" I.D. Hose: 71351 (36").
- Cut From 1/2" I.D. Suction Hose: 71296 (36"), 81354 (10').
- ♠ Cut From 5/8" I.D. Suction Hose: 71207 (42"), 81355 (10').
- ✱ Cut From 3/4" I.D. Suction Hose: 71297 (36"), 81356 (10').
- ☆ See Page A14 For Pump or Gear Identification.

- Ⓜ Two Required.
- Ⓝ Three Required.
- Ⓞ Four Required.
- ⊂ Cut To Fit.
- ⊛ Replaces Both Upper and Lower Hose.
- ▲ 252660 Adaptor Required For Some Models.
- ♣ See Page A6 For Installation Procedure.

Power Steering Hose for Light Trucks

Application	Assembly Number	Multi-Use Hose	End Fitting	Application	Assembly Number	Multi-Use Hose	End Fitting	
CHEVROLET - Continued				CHEVROLET - Continued				SYSTEM PUMP & GEAR IDENT.
P SERIES VAN - Continued				P SERIES VAN - Continued				
1982 - Continued				1981-1980 - Continued				SYSTEM & COMPONENT IDENT.
V-8 5.7 L ENG.				V-8 7.4 L ENG. - Continued				
Pressure; Conventional System; Exc. Motor Home	71087			Pressure; Conventional System; P30.....	71096			
Pressure; Conventional System; Motor Home; W/10,000 Lb. Axle	71096			Pressure - Hydroboost To Gear; Hydroboost System	91470			
Pressure - Hydroboost To Gear; Hydroboost System	91470			Pressure - Pump To Hydroboost; Hydroboost System	71249			
Pressure - Pump To Hydroboost; Hydroboost System	71102			Return; Conventional System; P30; Motor Home		*		
Return; Conventional System; Exc. Motor Home		*36"		1979				
Return; Conventional System; Motor Home		*		6-CYL. 292 ENG.				
Return - Gear To Pump; Hydroboost System.....		*10"		Pressure	70910		*	
Return - Hydroboost To Pump; Hydroboost System		*30"		Return		*		
V-8 6.2 L DIESEL ENG.				V-8 350 ENG.				PASS. CARS
Pressure - Hydroboost To Gear.....	91470			Pressure; Conventional System; Exc. Motor Home	70911			
Return - Gear To Pump.....		*14"		Pressure; Conventional System; Motor Home; W/10,000 Lb. Axle	70912			
Return - Hydroboost To Pump		*33"		Pressure - Hydroboost To Gear; Hydroboost System	91581			
V-8 7.4 L ENG.				V-8 350 ENG.				LIGHT TRUCKS
Pressure; Conventional System; Motor Home	71095			Pressure - Pump To Hydroboost; Hydroboost System	70911			
Pressure; Conventional System; P30.....	71096			Return; Conventional System		*		
Pressure - Hydroboost To Gear; Hydroboost System	91470			Return - Gear To Tee; Hydroboost System.....		*19"	39135	
Pressure - Pump To Hydroboost; Hydroboost System	71249			Return - Hydroboost To Tee; Hydroboost System	≠70551	*36"		
Return; Conventional System; P30; Motor Home		*		Return - Tee To Pump; Hydroboost System.....		*3"		
1981-1980				V-8 454 ENG.				MEDIUM/HEAVY TRUCKS
6-CYL. 4.8 L ENG.				Pressure; Exc. Motor Home				
Pressure; Conventional System.....	71099			Pressure; Motor Home.....	70911			
Pressure - Hydroboost To Gear; Hydroboost System	91470			Return	70933		*	
Pressure - Pump To Hydroboost; Hydroboost System	71147			1978				
Return; Conventional System		*12"		6-CYL. 292 ENG.				
Return - Gear To Pump; Hydroboost System.....		*		Pressure	70910		*	
Return - Hydroboost To Pump; Hydroboost System		*		Return		*		
V-8 5.7 L ENG.				V-8 350 ENG.				HOSE NUMERICAL
Pressure; Conventional System; Exc. Motor Home	71087			Pressure; Exc. Motor Home	70911			
Pressure; Conventional System; Motor Home; W/10,000 Lb. Axle	71096			Pressure; Motor Home; W/10,000 Lb. Axle.....	70912		*	
Pressure - Hydroboost To Gear; Hydroboost System	91470			Return		*		
Pressure - Pump To Hydroboost; Hydroboost System	71102			V-8 454 ENG.				
Return; Conventional System; Exc. Motor Home		*36"		Pressure; Motor Home.....	70933		*	
Return; Conventional System; Motor Home		*		Return		*		
Return - Gear To Pump; Hydroboost System.....		*10"		1977-1976				
Return - Hydroboost To Pump; Hydroboost System		*30"		6-CYL. 292 ENG.				
V-8 7.4 L ENG.				Pressure				
Pressure; Conventional System; Motor Home.....	71095			Return	70910		*	
				V-8 350 ENG.				
				Pressure; Exc. Motor Home				
				Pressure; Motor Home; W/10,000 Lb. Axle.....				
				Return				
				Pressure; Exc. Motor Home				
				Pressure; Motor Home.....				
				Return				
				Pressure; Exc. Motor Home				
				Pressure; Motor Home.....				
				Return				

- * Cut From C.P.E. 3/8" I.D. Hose: 71350 (48"), 81352 (25').
- † Cut From S.A.E. 11/32" I.D. Hose: 80062 (12"), 80063 (24"), 80064 (36"), 81353 (25').
- ★ Cut From S.A.E. 3/8" I.D. Hose: 71224 (24"), 71236 (36"), 71206 (48"), 81206 (25'). May Also Use 3/8" C.P.E.
- ♣ Cut From S.A.E. 5/8" I.D. Hose: 71351 (36").
- Cut From 1/2" I.D. Suction Hose: 71296 (36"), 81354 (10').
- ♠ Cut From 5/8" I.D. Suction Hose: 71207 (42"), 81355 (10').
- ✱ Cut From 3/4" I.D. Suction Hose: 71297 (36"), 81356 (10').
- ☆ See Page A14 For Pump or Gear Identification.

- Ⓜ Two Required.
- Ⓝ Three Required.
- Ⓞ Four Required.
- ≠ Cut To Fit.
- ⊗ Replaces Both Upper and Lower Hose.
- ▲ 252660 Adaptor Required For Some Models.
- ♣ See Page A6 For Installation Procedure.

ILLUSTRATIONS

Power Steering Hose for Light Trucks

	Application	Assembly Number	Multi-Use Hose	End Fitting	Application	Assembly Number	Multi-Use Hose	End Fitting
SYSTEM PUMP & GEAR IDENT.	CHEVROLET - Continued				CHEVROLET - Continued			
	P SERIES VAN - Continued				P SERIES VAN - Continued			
	1975				1970			
	6-CYL. 292 ENG.				V-8 307 ENG.; V-8 350 ENG.			
	Pressure; Conventional System.....	70910			Pressure; P20; P30.....	70917		
SYSTEM & COMPONENT IDENT.	Pressure - Pump To Hydroboost; Hydroboost System.....	71308			Return.....		★	
	Return; Conventional System.....		★		R & V SERIES PICKUP			
	V-8 350 ENG.				1991-1990			
	Pressure; Exc. Motor Home.....	70911			V-8 5.7 L ENG.			
	Pressure; Motor Home; W/10,000 Lb. Axle.....	70912			Pressure; Conventional System.....	71402		
PASS. CARS	Return.....		★		Pressure - Hydroboost To Gear; Hydroboost System.....	71093		
	V-8 454 ENG.				Pressure - Pump To Hydroboost; Hydroboost System.....	91466		
	Pressure; Exc. Motor Home.....	70911			Return; Conventional System.....		★18"	
	Pressure; Motor Home.....	70933			Return - Gear To Pump; Hydroboost System.....		★12"	
	Return.....		★		Return - Hydroboost To Pump; Hydroboost System.....		★32"	
	1974				V-8 6.2 L DIESEL ENG.			
	6-CYL. 250 ENG.; 6-CYL. 292 ENG.				Pressure - Hydroboost To Gear; 1 Ton. Pressure - Hydroboost To Gear; 1/2 Ton; 3/4 Ton.....	71093		
	Pressure.....	70910			Pressure - Pump To Hydroboost.....	91866		
LIGHT TRUCKS	Return.....		★		Return - Gear To Pump.....		★12"	
	V-8 350 ENG.				Return - Hydroboost To Pump.....		★32"	
	Pressure; Exc. Motor Home.....	70911			V-8 7.4 L ENG.			
	Pressure; Motor Home; W/10,000 Lb. Axle.....	70912			Pressure; Conventional System; W/Cooler.....	71402		
	Return.....		★		Pressure; Conventional System; W/O Cooler.....	71148		
MEDIUM/HEAVY TRUCKS	V-8 454 ENG.				Pressure - Hydroboost To Gear; Hydroboost System.....	71093		
	Pressure; Exc. Motor Home.....	70911			Pressure - Pump To Hydroboost; Hydroboost System.....	91469		
	Pressure; Motor Home.....	70933			Return; Conventional System; W/O Cooler.....		★18"	
	Return.....		★		Return - Gear To Pump; Hydroboost System.....		★12"	
	1973				Return - Hydroboost To Pump; Hydroboost System.....		★32"	
	6-CYL. 250 ENG.; 6-CYL. 292 ENG.				1989			
	Pressure.....	70910			V-8 5.7 L ENG.			
	Return.....		★		Pressure; Conventional System.....	71402		
BUSES	V-8 307 ENG.				Pressure - Hydroboost To Gear; Hydroboost System.....	71093		
	Pressure.....	70911			Pressure - Pump To Hydroboost; Hydroboost System.....	91466		
	Return.....		★		Return; Conventional System.....		★18"	
	V-8 350 ENG.				Return - Gear To Pump; Hydroboost System.....		★12"	
	Pressure; Exc. Motor Home.....	70911			Return - Hydroboost To Pump; Hydroboost System.....		★32"	
	Pressure; Motor Home; W/10,000 Lb. Axle.....	70912			V-8 6.2 L DIESEL ENG.			
	Return.....		★		Pressure - Hydroboost To Gear.....	71093		
HOSE NUMERICAL	V-8 454 ENG.				Pressure - Pump To Hydroboost.....	91866		
	Pressure; Exc. Motor Home.....	70911			Return - Gear To Pump.....		★12"	
	Pressure; Motor Home.....	70933			Return - Hydroboost To Pump.....		★32"	
	Return.....		★		V-8 7.4 L ENG.			
	1972				Pressure; Conventional System; W/Cooler.....	71402		
	V-8 307 ENG.; V-8 402 ENG.				Pressure; Conventional System; W/O Cooler.....	71148		
	Pressure; P20; P30.....	70917			1989			
	Return.....		★		V-8 5.7 L ENG.			
	V-8 350 ENG.				Pressure; Conventional System.....	71402		
	Pressure; Motor Home; W/10,000 Lb. Axle.....	70912			Pressure - Hydroboost To Gear; Hydroboost System.....	71093		
	Pressure; P20; P30.....	70917			Pressure - Pump To Hydroboost; Hydroboost System.....	91466		
	Return.....		★		Return; Conventional System.....		★18"	
	1971				Return - Gear To Pump; Hydroboost System.....		★12"	
	V-8 307 ENG.; V-8 350 ENG.; V-8 402 ENG.				Return - Hydroboost To Pump; Hydroboost System.....		★32"	
	Pressure; P20; P30.....	70917			V-8 6.2 L DIESEL ENG.			
	Return.....		★		Pressure - Hydroboost To Gear.....	71093		
REPAIR KITS					Pressure - Pump To Hydroboost.....	91866		
					Return - Gear To Pump.....		★12"	
					Return - Hydroboost To Pump.....		★32"	
					V-8 7.4 L ENG.			
					Pressure; Conventional System; W/Cooler.....	71402		
					Pressure; Conventional System; W/O Cooler.....	71148		
KIT NUMERICAL					1989			
					V-8 5.7 L ENG.			
					Pressure; Conventional System.....	71402		
					Pressure - Hydroboost To Gear; Hydroboost System.....	71093		
					Pressure - Pump To Hydroboost; Hydroboost System.....	91466		
					Return; Conventional System.....		★18"	
					Return - Gear To Pump; Hydroboost System.....		★12"	
					Return - Hydroboost To Pump; Hydroboost System.....		★32"	
					V-8 6.2 L DIESEL ENG.			
					Pressure - Hydroboost To Gear.....	71093		
					Pressure - Pump To Hydroboost.....	91866		
					Return - Gear To Pump.....		★12"	
					Return - Hydroboost To Pump.....		★32"	
					V-8 7.4 L ENG.			
					Pressure; Conventional System; W/Cooler.....	71402		
					Pressure; Conventional System; W/O Cooler.....	71148		
ILLUSTRATIONS								

* Cut From C.P.E. 3/8" I.D. Hose: 71350 (48"), 81352 (25").
 † Cut From S.A.E. 11/32" I.D. Hose: 80062 (12"), 80063 (24"), 80064 (36"), 81353 (25").
 ★ Cut From S.A.E. 3/8" I.D. Hose: 71224 (24"), 71236 (36"), 71206 (48"), 81206 (25"). May Also Use 3/8" C.P.E.
 ✦ Cut From S.A.E. 5/8" I.D. Hose: 71351 (36").
 □ Cut From 1/2" I.D. Suction Hose: 71296 (36"), 81354 (10').
 ✧ Cut From 5/8" I.D. Suction Hose: 71207 (42"), 81355 (10').
 ✨ Cut From 3/4" I.D. Suction Hose: 71297 (36"), 81356 (10').
 ☆ See Page A14 For Pump or Gear Identification.

② Two Required.
 ③ Three Required.
 ④ Four Required.
 < Cut To Fit.
 * Replaces Both Upper and Lower Hose.
 ▲ 252660 Adaptor Required For Some Models.
 ✦ See Page A6 For Installation Procedure.

Power Steering Hose for Light Trucks

Application	Assembly Number	Multi-Use Hose	End Fitting	Application	Assembly Number	Multi-Use Hose	End Fitting
CHEVROLET - Continued				CHEVROLET - Continued			
R & V SERIES PICKUP - Continued				R & V SERIES PICKUP - Continued			
1989 - Continued				1987 - Continued			
V-8 7.4 L ENG. - Continued				6-CYL. 4.8 L ENG. - Continued			
Pressure - Hydroboost To Gear; Hydroboost System	71093			Pressure - Pump To Hydroboost; Hydroboost System	91467		
Pressure - Pump To Hydroboost; Hydroboost System	91469			Return; Conventional System		*14"	
Reservoir; Conventional System		☼		Return - Gear To Pump; Hydroboost System		*24"	
Return; Conventional System; W/O Cooler		*18"		Return - Hydroboost To Pump; Hydroboost System		*32"	
Return - Gear To Pump; Hydroboost System		*12"		V-6 4.3 L ENG.			
Return - Hydroboost To Pump; Hydroboost System		*32"		Pressure	71088		*18"
1988				Return			
6-CYL. 4.8 L ENG.				V-8 5.0 L ENG.			
Pressure; Conventional System	71094			Pressure; Optional Hose	71402		
Pressure - Hydroboost To Gear; Hydroboost System	71093			Pressure; Preferred Hose	71088		
Pressure - Pump To Hydroboost; Hydroboost System	91467			Return		*12"	
Return; Conventional System		*14"		V-8 5.7 L ENG.			
Return - Gear To Pump; Hydroboost System		*14"		Pressure; Conventional System; Optional Hose	71402		
Return - Hydroboost To Pump; Hydroboost System		*32"		Pressure; Conventional System; Preferred Hose	71088		
V-8 5.7 L ENG.				Pressure - Hydroboost To Gear; Hydroboost System	71093		
Pressure; Conventional System; Optional Hose	71402			Pressure - Pump To Hydroboost; Hydroboost System	91466		*12"
Pressure; Conventional System; Preferred Hose	71088			Return; Conventional System			*24"
Pressure - Hydroboost To Gear; Hydroboost System	71093			Return - Gear To Pump; Hydroboost System			*32"
Pressure - Pump To Hydroboost; Hydroboost System	91466			Return - Hydroboost To Pump; Hydroboost System			
Return; Conventional System		*12"		V-8 6.2 L DIESEL ENG.			
Return - Gear To Pump; Hydroboost System		*14"		Pressure - Hydroboost To Gear	71093		
Return - Hydroboost To Pump; Hydroboost System		*32"		Pressure - Pump To Hydroboost	91866		
V-8 6.2 L DIESEL ENG.				Reservoir		☼	
Pressure - Hydroboost To Gear	71093			Return - Gear To Pump		*24"	
Pressure - Pump To Hydroboost	91866			Return - Hydroboost To Pump		*32"	
Reservoir		☼		V-8 7.4 L ENG.			
Return - Gear To Pump		*14"		Pressure; Conventional System	71148		
Return - Hydroboost To Pump		*32"		Pressure - Hydroboost To Gear; Hydroboost System	71093		
V-8 7.4 L ENG.				Pressure - Pump To Hydroboost; Hydroboost System	91469		
Pressure; Conventional System	71148			Reservoir		☼	
Pressure - Hydroboost To Gear; Hydroboost System	71093			Return; Conventional System		*13"	
Pressure - Pump To Hydroboost; Hydroboost System	91469			Return - Gear To Pump; Hydroboost System		*24"	
Reservoir; Conventional System		☼		Return - Hydroboost To Pump; Hydroboost System		*32"	
Reservoir; Hydroboost System		☼		S SERIES PICKUP			
Return; Conventional System		*13"		1995			
Return - Gear To Pump; Hydroboost System		*14"		4-CYL. 2.2 L ENG.			
Return - Hydroboost To Pump; Hydroboost System		*32"		Pressure	80053		
1987				Return - Cooler To Pump		*23"	
6-CYL. 4.8 L ENG.				Return - Gear To Cooler	80194		
Pressure; Conventional System	71094			V-6 4.3 L ENG.			
Pressure - Hydroboost To Gear; Hydroboost System	71093			Pressure	71404		*18"
				Return; W/O Cooler			*37"
				Return - Cooler To Pump			*30"
				Return - Gear To Cooler			39108

- * Cut From C.P.E. 3/8" I.D. Hose: 71350 (48"), 81352 (25').
- † Cut From S.A.E. 11/32" I.D. Hose: 80062 (12"), 80063 (24"), 80064 (36"), 81353 (25').
- ★ Cut From S.A.E. 3/8" I.D. Hose: 71224 (24"), 71236 (36"), 71206 (48"), 81206 (25'). May Also Use 3/8" C.P.E.
- ♣ Cut From S.A.E. 5/8" I.D. Hose: 71351 (36").
- Cut From 1/2" I.D. Suction Hose: 71296 (36"), 81354 (10').
- ♣ Cut From 5/8" I.D. Suction Hose: 71207 (42"), 81355 (10').
- ☼ Cut From 3/4" I.D. Suction Hose: 71297 (36"), 81356 (10').
- ☆ See Page A14 For Pump or Gear Identification.

- Ⓜ Two Required.
- Ⓝ Three Required.
- Ⓞ Four Required.
- ⊖ Cut To Fit.
- ⊗ Replaces Both Upper and Lower Hose.
- ▲ 252660 Adaptor Required For Some Models.
- ♣ See Page A6 For Installation Procedure.

SYSTEM PUMP & GEAR IDENT.

SYSTEM & COMPONENT IDENT.

PASS. CARS

LIGHT TRUCKS

MEDIUM/HEAVY TRUCKS

BUSES

HOSE NUMERICAL

REPAIR KITS

KIT NUMERICAL

ILLUSTRATIONS

Power Steering Hose for Light Trucks

	Application	Assembly Number	Multi-Use Hose	End Fitting	Application	Assembly Number	Multi-Use Hose	End Fitting
SYSTEM PUMP & GEAR IDENT.	CHEVROLET - Continued				CHEVROLET - Continued			
	S SERIES PICKUP - Continued				S SERIES PICKUP - Continued			
	1994				1986			
	4-CYL. 2.2 L ENG.				4-CYL. 2.5 L ENG.			
SYSTEM & COMPONENT IDENT.	Pressure	80053			Pressure	71222		
	Return - Cooler To Pump		*23"		Reservoir		✦	
	Return - Gear To Cooler		★16"	39108	Return		*17"	
	V-6 4.3 L ENG.				V-6 2.8 L ENG.			
	Pressure	71404			Pressure	80122		
	Return; W/O Cooler		*18"	39108	Return		*18"	
	Return - Cooler To Pump		*37"					
	Return - Gear To Cooler		*30"	39108				
PASS. CARS	1993				1985			
	4-CYL. 2.5 L ENG.				4-CYL. 1.9 L ENG.			
	Pressure	70414			Pressure	71195		
	Reservoir		✦		Return		*	
	Return - Cooler To Pump		*20"					
	Return - From Gear			39108	4-CYL. 2.2 L DIESEL ENG.			
	Return - Gear To Cooler		*19"		Pressure	71251		
					Reservoir		✦	
LIGHT TRUCKS	V-6 2.8 L ENG.				4-CYL. 2.5 L ENG.			
	Pressure	70421			Pressure	71222		
	Return; W/O Cooler		*17"		Reservoir		✦	
	Return - Cooler To Pump		*20"		Return		*17"	
	Return - From Gear			39108	V-6 2.8 L ENG.			
	Return - Gear To Cooler		*20"		Pressure	80122		
					Return		*18"	
MEDIUM/HEAVY TRUCKS	V-6 4.3 L ENG.				1984-1983			
	Pressure	71404			4-CYL. 1.9 L ENG.			
	Return; W/O Cooler		*18"	39108	Pressure; W/A.C.	71195		
	Return - Cooler To Pump		*36"		Pressure; W/O A.C.	80140		
	Return - Gear To Cooler		*30"	39108	Return; W/A.C.		*14"	
					Return; W/O A.C.		*15"	
BUSES	1992-1988				4-CYL. 2.0 L ENG.			
	4-CYL. 2.5 L ENG.				Pressure			
	Pressure	70414			Return	71203		*13"
	Reservoir		✦					
	Return - Cooler To Pump		*20"		4-CYL. 2.2 L DIESEL ENG.			
	Return - From Gear			39108	Pressure	71251		
	Return - Gear To Cooler		*19"		Reservoir		✦	
					Return		*	
HOSE NUMERICAL	V-6 2.8 L ENG.				V-6 2.8 L ENG.			
	Pressure	70421			Pressure	80122		
	Return; W/O Cooler		*17"	39108	Return		*20"	
	Return - Cooler To Pump		*20"					
	Return - Gear To Cooler		*20"					
	V-6 4.3 L ENG.				1982			
	Pressure	71404			4-CYL. 1.9 L ENG.			
	Return; W/O Cooler		*18"	39108	Pressure; W/A.C.	71195		
	Return - Cooler To Pump		*36"		Pressure; W/O A.C.	80140		
	Return - Gear To Cooler		*30"	39108	Return; W/A.C.		*14"	
					Return; W/O A.C.		*15"	
REPAIR KITS	1987				V-6 2.8 L ENG.			
	4-CYL. 2.5 L ENG.				Pressure			
	Pressure	70414			Return	80139		*20"
	Reservoir		✦					
	Return		*17"					
	Return - From Gear			39108				
KIT NUMERICAL	V-6 2.8 L ENG.				SUBURBAN			
	Pressure	70421			1995			
	Return; W/O Cooler		*16"	39108	V-8 5.7 L ENG.			
	Return - Cooler To Pump		*20"		Pressure; Conventional System	71668		
	Return - Gear To Cooler		*20"	39108	Pressure - Hydroboost To Gear; Hydro-boost System	91814		

* Cut From C.P.E. 3/8" I.D. Hose: 71350 (48"), 81352 (25').
 † Cut From S.A.E. 11/32" I.D. Hose: 80062 (12"), 80063 (24"), 80064 (36"), 81353 (25').
 ★ Cut From S.A.E. 3/8" I.D. Hose: 71224 (24"), 71236 (36"), 71206 (48"), 81206 (25'). May Also Use 3/8" C.P.E.
 ✦ Cut From S.A.E. 5/8" I.D. Hose: 71351 (36").
 □ Cut From 1/2" I.D. Suction Hose: 71296 (36"), 81354 (10').
 ✧ Cut From 5/8" I.D. Suction Hose: 71207 (42"), 81355 (10').
 ✨ Cut From 3/4" I.D. Suction Hose: 71297 (36"), 81356 (10').
 ☆ See Page A14 For Pump or Gear Identification.

② Two Required.
 ③ Three Required.
 ④ Four Required.
 ≡ Cut To Fit.
 ✧ Replaces Both Upper and Lower Hose.
 ▲ 252660 Adaptor Required For Some Models.
 ✦ See Page A6 For Installation Procedure.

Power Steering Hose for Light Trucks

Application	Assembly Number	Multi-Use Hose	End Fitting	Application	Assembly Number	Multi-Use Hose	End Fitting
CHEVROLET - Continued				CHEVROLET - Continued			
SUBURBAN - Continued				SUBURBAN - Continued			
1995 - Continued				1993-1992 - Continued			
V-8 5.7 L ENG. - Continued				V-8 5.7 L ENG. - Continued			
Pressure - Pump To Hydroboost; Hydroboost System	91815			Return - Cooler To Pump; Hydroboost System.....		*42"	
Return; W/O Cooler	≧71417			Return - Cooler To Pump; W/Finned Cooler.....		*42"	
Return - Cooler To Pump; W/Finned Cooler.....		*42"		Return - Hydroboost To Pump; Hydroboost System	91818		
Return - Hydroboost To Pump; Hydroboost System	91816			V-8 7.4 L ENG.			
V-8 6.5 L DIESEL ENG.				Pressure; Conventional System.....	71094		
Pressure - Hydroboost To Gear.....	91814			Pressure - Hydroboost To Gear; Hydroboost System	91730		
Pressure - Pump To Hydroboost.....	91813			Pressure - Pump To Hydroboost; Hydroboost System	91651		
Return - Cooler To Pump.....		*42"		Return - Cooler To Pump; Hydroboost System.....		*42"	
Return - Hydroboost To Pump.....	91816			Return - Cooler To Pump; W/Finned Cooler.....		*42"	
V-8 7.4 L ENG.				Return - Hydroboost To Pump; Hydroboost System	91818		
Pressure; Conventional System.....	71094			1991-1990			
Pressure - Hydroboost To Gear; Hydroboost System	91814			V-8 5.7 L ENG.			
Pressure - Pump To Hydroboost; Hydroboost System	91813			Pressure; Conventional System.....	71402		
Return - Cooler To Pump; W/Finned Cooler.....		*42"		Pressure - Hydroboost To Gear; Hydroboost System	71093		
Return - Hydroboost To Pump; Hydroboost System	91816			Pressure - Pump To Hydroboost; Hydroboost System	91466		
1994				Return; W/O Cooler	≧71417		
V-8 5.7 L ENG.				Return - Cooler To Pump; W/Finned Cooler.....		*42"	
Pressure; Conventional System.....	71668			Return - Gear To Cooler; Hydroboost System.....		*	
Pressure - Hydroboost To Gear; Hydroboost System	91730			Return - Hydroboost To Pump; Hydroboost System	91818		
Pressure - Pump To Hydroboost; Hydroboost System	91651			V-8 6.2 L DIESEL ENG.			
Return; W/O Cooler	≧71417			Pressure - Hydroboost To Gear.....	71772		
Return - Cooler To Pump; W/Finned Cooler.....		*42"		Pressure - Pump To Hydroboost.....	91697		
Return - Hydroboost To Pump; Hydroboost System	91818			Return - Gear To Pump.....		*12"	
V-8 6.5 L DIESEL ENG.				Return - Hydroboost To Pump.....		*32"	
Pressure - Hydroboost To Gear.....	91730			V-8 7.4 L ENG.			
Pressure - Pump To Hydroboost.....	91651			Pressure; Conventional System;			
Return - Cooler To Pump.....		*42"		W/Cooler.....	71402		
Return - Hydroboost To Pump.....	91818			Pressure; Conventional System; W/O Cooler.....	71148		
V-8 7.4 L ENG.				Pressure - Hydroboost To Gear; Hydroboost System	71093		
Pressure; Conventional System.....	71094			Pressure - Pump To Hydroboost; Hydroboost System	91469		
Pressure - Hydroboost To Gear; Hydroboost System	91730			Return - Cooler To Pump; W/Finned Cooler.....		*42"	
Pressure - Pump To Hydroboost; Hydroboost System	91651			Return - Gear To Cooler; Hydroboost System.....		*	
Return - Cooler To Pump; Hydroboost System.....		*42"		Return - Hydroboost To Pump; Hydroboost System	91818		
Return - Cooler To Pump; W/Finned Cooler.....		*42"		1989			
Return - Hydroboost To Pump; Hydroboost System	91818			V-8 5.7 L ENG.			
1993-1992				Pressure; Conventional System.....	71402		
V-8 5.7 L ENG.				Pressure - Hydroboost To Gear; Hydroboost System	71093		
Pressure; Conventional System.....	71668			Pressure - Pump To Hydroboost; Hydroboost System	91466		
Pressure - Hydroboost To Gear; Hydroboost System	91730			Return; W/O Cooler	≧71417		
Pressure - Pump To Hydroboost; Hydroboost System	91651						
Return; W/O Cooler	≧71417						

SYSTEM PUMP & GEAR IDENT.
SYSTEM & COMPONENT IDENT.
PASS. CARS
LIGHT TRUCKS
MEDIUM/HEAVY TRUCKS
BUSES
HOSE NUMERICAL
REPAIR KITS
KIT NUMERICAL
ILLUSTRATIONS

* Cut From C.P.E. 3/8" I.D. Hose: 71350 (48"), 81352 (25').
 † Cut From S.A.E. 11/32" I.D. Hose: 80062 (12"), 80063 (24"), 80064 (36"), 81353 (25').
 ★ Cut From S.A.E. 3/8" I.D. Hose: 71224 (24"), 71236 (36"), 71206 (48"), 81206 (25'). May Also Use 3/8" C.P.E.
 ♣ Cut From S.A.E. 5/8" I.D. Hose: 71351 (36").
 □ Cut From 1/2" I.D. Suction Hose: 71296 (36"), 81354 (10').
 ♠ Cut From 5/8" I.D. Suction Hose: 71207 (42"), 81355 (10').
 ✱ Cut From 3/4" I.D. Suction Hose: 71297 (36"), 81356 (10').
 ☆ See Page A14 For Pump or Gear Identification.

② Two Required.
 ③ Three Required.
 ④ Four Required.
 ≧ Cut To Fit.
 ♣ Replaces Both Upper and Lower Hose.
 ▲ 252660 Adaptor Required For Some Models.
 ♣ See Page A6 For Installation Procedure.

Power Steering Hose for Light Trucks

	Application	Assembly Number	Multi-Use Hose	End Fitting	Application	Assembly Number	Multi-Use Hose	End Fitting
SYSTEM PUMP & GEAR IDENT.	CHEVROLET - Continued				CHEVROLET - Continued			
	SUBURBAN - Continued				SUBURBAN - Continued			
	1989 - Continued				1987-1985			
	V-8 5.7 L ENG. - Continued				V-8 5.0 L ENG.			
SYSTEM & COMPONENT IDENT.	Return - Cooler To Pump; W/Finned Cooler.....		*42"		Pressure; Conventional System; Optional Hose.....	71402		
	Return - Gear To Cooler; Hydroboost System.....		*		Pressure; Conventional System; Preferred Hose.....	71088		
	Return - Hydroboost To Pump; Hydroboost System.....	91818			Pressure - Hydroboost To Gear; Hydroboost System.....	71093		
	V-8 6.2 L DIESEL ENG.							
	Pressure - Hydroboost To Gear.....	71093			Return; Conventional System.....		*12"	
	Pressure - Pump To Hydroboost.....	91697			Return - Gear To Pump; Hydroboost System.....		*24"	
PASS. CARS	Return - Gear To Pump.....		*12"		Return - Hydroboost To Pump; Hydroboost System.....		*32"	
	Return - Hydroboost To Pump.....		*32"					
	V-8 7.4 L ENG.				V-8 5.7 L ENG.			
	Pressure; Conventional System; W/Cooler.....	71402			Pressure; Conventional System; Optional Hose.....	71402		
	Pressure; Conventional System; W/O Cooler.....	71148			Pressure; Conventional System; Preferred Hose.....	71088		
LIGHT TRUCKS	Pressure - Hydroboost To Gear; Hydroboost System.....	71093			Pressure - Hydroboost To Gear; Hydroboost System.....	71093		
	Pressure - Pump To Hydroboost; Hydroboost System.....	91469			Pressure - Pump To Hydroboost; Hydroboost System.....	91466		
	Reservoir.....		☼		Return; Conventional System.....		*12"	
	Return - Cooler To Pump; W/Finned Cooler.....		*42"		Return - Gear To Pump; Hydroboost System.....		*24"	
	Return - Gear To Cooler; Hydroboost System.....		*		Return - Hydroboost To Pump; Hydroboost System.....		*32"	
	Return - Hydroboost To Pump; Hydroboost System.....	91818						
MEDIUM/HEAVY TRUCKS	1988				V-8 6.2 L DIESEL ENG.			
	V-8 5.7 L ENG.							
	Pressure; Conventional System; Optional Hose.....	71402			Pressure - Hydroboost To Gear.....	71093		
	Pressure; Conventional System; Preferred Hose.....	71088			Pressure - Pump To Hydroboost.....	91468		
BUSES	Pressure - Hydroboost To Gear; Hydroboost System.....	71093			Reservoir.....		☼	
	Pressure - Pump To Hydroboost; Hydroboost System.....	91466			Return - Gear To Pump.....		*24"	
	Return; W/O Cooler.....	☼71417			Return - Hydroboost To Pump.....		*32"	
	Return - Cooler To Pump; W/Finned Cooler.....		*42"					
	Return - Gear To Cooler; Hydroboost System.....		*		V-8 7.4 L ENG.			
	Return - Hydroboost To Pump; Hydroboost System.....	91818			Pressure; Conventional System.....	71148		
	V-8 6.2 L DIESEL ENG.							
	Pressure - Hydroboost To Gear.....	71093			Pressure - Hydroboost To Gear; Hydroboost System.....	71093		
	Pressure - Pump To Hydroboost.....	91468			Pressure - Pump To Hydroboost; Hydroboost System.....	91469		
	Reservoir.....		☼		Reservoir; Conventional System.....		☼	
	Return - Gear To Pump.....		*14"		Reservoir; Hydroboost System.....		☼	
	Return - Hydroboost To Pump.....		*32"		Return; Conventional System.....		*13"	
	V-8 7.4 L ENG.							
	Pressure; Conventional System.....	71148			Return - Gear To Pump; Hydroboost System.....		*24"	
	Pressure - Hydroboost To Gear; Hydroboost System.....	71093			Return - Hydroboost To Pump; Hydroboost System.....		*32"	
	Pressure - Pump To Hydroboost; Hydroboost System.....	91469						
	Reservoir.....		☼		1984-1982			
	Return; Conventional System.....		*13"		V-8 5.0 L ENG.			
	Return - Gear To Pump; Hydroboost System.....		*14"		Pressure; Conventional System; Optional Hose.....	71402		
	Return - Hydroboost To Pump; Hydroboost System.....		*32"		Pressure; Conventional System; Preferred Hose.....	71088		
	V-8 5.7 L ENG.							
	Pressure; Conventional System; Optional Hose.....	71402			Pressure - Hydroboost To Gear; Hydroboost System.....	71093		
	Pressure; Conventional System; Preferred Hose.....	71088			Return; Conventional System.....		*20"	
	Pressure - Hydroboost To Gear; Hydroboost System.....	71093			Return - Gear To Pump; Hydroboost System.....		*24"	
	Pressure - Pump To Hydroboost; Hydroboost System.....	91469			Return - Hydroboost To Pump; Hydroboost System.....		*32"	
	Reservoir.....		☼					
	Return; Conventional System.....		*13"		V-8 5.7 L ENG.			
	Return - Gear To Pump; Hydroboost System.....		*14"		Pressure; Conventional System; Optional Hose.....	71402		
	Return - Hydroboost To Pump; Hydroboost System.....		*32"					

- * Cut From C.P.E. 3/8" I.D. Hose: 71350 (48"), 81352 (25').
- † Cut From S.A.E. 11/32" I.D. Hose: 80062 (12"), 80063 (24"), 80064 (36"), 81353 (25').
- ★ Cut From S.A.E. 3/8" I.D. Hose: 71224 (24"), 71236 (36"), 71206 (48"), 81206 (25'). May Also Use 3/8" C.P.E.
- ♣ Cut From S.A.E. 5/8" I.D. Hose: 71351 (36").
- Cut From 1/2" I.D. Suction Hose: 71296 (36"), 81354 (10').
- ♠ Cut From 5/8" I.D. Suction Hose: 71207 (42"), 81355 (10').
- ✱ Cut From 3/4" I.D. Suction Hose: 71297 (36"), 81356 (10').
- ☆ See Page A14 For Pump or Gear Identification.

- Ⓜ Two Required.
- Ⓝ Three Required.
- Ⓞ Four Required.
- ☼ Cut To Fit.
- ☼ Replaces Both Upper and Lower Hose.
- ▲ 252660 Adaptor Required For Some Models.
- ♣ See Page A6 For Installation Procedure.

Power Steering Hose for Light Trucks

Application	Assembly Number	Multi-Use Hose	End Fitting	Application	Assembly Number	Multi-Use Hose	End Fitting	
CHEVROLET - Continued				CHEVROLET - Continued				SYSTEM PUMP & GEAR IDENT.
SUBURBAN - Continued				SUBURBAN - Continued				
1984-1982 - Continued				1981 - Continued				SYSTEM & COMPONENT IDENT.
V-8 5.7 L ENG. - Continued				V-8 7.4 L ENG. - Continued				
Pressure; Conventional System; Preferred Hose	71088			Reservoir; Hydroboost System		☼		
Pressure - Hydroboost To Gear; Hydroboost System	71093			Return; Conventional System		☼24"	39106	
Pressure - Pump To Hydroboost; Hydroboost System	91466			Return - Gear To Pump; Hydroboost System		☼24"		
Return; Conventional System		☼20"		Return - Hydroboost To Pump; Hydroboost System		☼32"		
Return - Gear To Pump; Hydroboost System		☼24"						
Return - Hydroboost To Pump; Hydroboost System		☼32"						
V-8 6.2 L DIESEL ENG.				1980				PASS. CARS
V-8 7.4 L ENG.				6-CYL. 4.1 L ENG.				
Pressure - Hydroboost To Gear	71093			Pressure; Conventional System	70910			
Pressure - Pump To Hydroboost	91468			Pressure - Hydroboost To Gear; Hydroboost System	70924			
Reservoir		☼		Pressure - Pump To Hydroboost; Hydroboost System	91571			
Return - Gear To Pump		☼24"		Return; Conventional System	☼70518	☼22"	39859	
Return - Hydroboost To Pump		☼32"		Return - Gear To Pump; Hydroboost System		☼34"		
V-8 7.4 L ENG.				V-8 5.0 L ENG.				LIGHT TRUCKS
V-8 5.0 L ENG.				V-8 5.7 L ENG.				
Pressure; Conventional System	71148			Pressure; Conventional System; Optional Hose	71402			
Pressure - Hydroboost To Gear; Hydroboost System	71093			Pressure; Conventional System; Preferred Hose	71088			
Pressure - Pump To Hydroboost; Hydroboost System	91469			Pressure - Hydroboost To Gear; Hydroboost System	71093			
Reservoir; Hydroboost System		☼		Pressure - Pump To Hydroboost; Hydroboost System	91466			
Return; Conventional System		☼13"		Return; Conventional System		☼24"	39106	
Return - Gear To Pump; Hydroboost System		☼24"		Return - Gear To Pump; Hydroboost System		☼24"		
Return - Hydroboost To Pump; Hydroboost System		☼32"		Return - Hydroboost To Pump; Hydroboost System		☼32"		
1981				V-8 6.6 L ENG.				MEDIUM/HEAVY TRUCKS
V-8 5.0 L ENG.				V-8 5.7 L ENG.				
Pressure; Conventional System; Optional Hose	71402			Pressure; Conventional System; Optional Hose	71402			
Pressure; Conventional System; Preferred Hose	71088			Pressure; Conventional System; Preferred Hose	71088			
Pressure - Hydroboost To Gear; Hydroboost System	71093			Pressure - Hydroboost To Gear; Hydroboost System	71093			
Return; Conventional System		☼24"	39106	Return; Conventional System	91466			
Return - Gear To Pump; Hydroboost System		☼24"		Return - Gear To Pump; Hydroboost System		☼24"	39106	
Return - Hydroboost To Pump; Hydroboost System		☼32"		Return - Hydroboost To Pump; Hydroboost System		☼32"		
V-8 5.7 L ENG.				V-8 7.4 L ENG.				BUSES
V-8 5.7 L ENG.				V-8 7.4 L ENG.				
Pressure; Conventional System; Optional Hose	71402			Pressure; Conventional System	71148			
Pressure; Conventional System; Preferred Hose	71088			Pressure - Hydroboost To Gear; Hydroboost System	71093			
Pressure - Hydroboost To Gear; Hydroboost System	71093			Pressure - Pump To Hydroboost; Hydroboost System	91469			
Pressure - Pump To Hydroboost; Hydroboost System	91466			Reservoir; Hydroboost System		☼		
Return; Conventional System		☼24"	39106	Return; Conventional System		☼24"	39106	
Return - Gear To Pump; Hydroboost System		☼24"						
Return - Hydroboost To Pump; Hydroboost System		☼32"						
V-8 7.4 L ENG.				V-8 7.4 L ENG.				HOSE NUMERICAL
V-8 7.4 L ENG.				V-8 7.4 L ENG.				
Pressure; Conventional System	71148			Pressure; Conventional System	71148			
Pressure - Hydroboost To Gear; Hydroboost System	71093			Pressure - Hydroboost To Gear; Hydroboost System	71093			
Pressure - Pump To Hydroboost; Hydroboost System	91469			Pressure - Pump To Hydroboost; Hydroboost System	91469			
				Reservoir; Hydroboost System		☼		
				Return; Conventional System		☼24"	39106	

* Cut From C.P.E. 3/8" I.D. Hose: 71350 (48"), 81352 (25").
 † Cut From S.A.E. 11/32" I.D. Hose: 80062 (12"), 80063 (24"), 80064 (36"), 81353 (25").
 ★ Cut From S.A.E. 3/8" I.D. Hose: 71224 (24"), 71236 (36"), 71206 (48"), 81206 (25"). May Also Use 3/8" C.P.E.
 ♣ Cut From S.A.E. 5/8" I.D. Hose: 71351 (36").
 □ Cut From 1/2" I.D. Suction Hose: 71296 (36"), 81354 (10').
 ♠ Cut From 5/8" I.D. Suction Hose: 71207 (42"), 81355 (10').
 ☼ Cut From 3/4" I.D. Suction Hose: 71297 (36"), 81356 (10').
 ☆ See Page A14 For Pump or Gear Identification.

② Two Required.
 ③ Three Required.
 ④ Four Required.
 ☼ Cut To Fit.
 ☼ Replaces Both Upper and Lower Hose.
 ▲ 252660 Adaptor Required For Some Models.
 ♣ See Page A6 For Installation Procedure.

ILLUSTRATIONS

Power Steering Hose for Light Trucks

	Application	Assembly Number	Multi-Use Hose	End Fitting	Application	Assembly Number	Multi-Use Hose	End Fitting
SYSTEM PUMP & GEAR IDENT.	CHEVROLET - Continued				CHEVROLET - Continued			
	SUBURBAN - Continued				SUBURBAN - Continued			
	1980 - Continued				1978 - Continued			
	V-8 7.4 L ENG. - Continued				6-CYL. 250 ENG.; 6-CYL. 292 ENG. - Continued			
SYSTEM & COMPONENT IDENT.	Return - Gear To Pump; Hydroboost System.....		*24"		Return - Gear To Pump; Hydroboost System.....		*34"	
	Return - Hydroboost To Pump; Hydroboost System.....		*32"		Return - Hydroboost To Pump; Hydroboost System.....		*42"	
	1979				V-8 305 ENG.; V-8 400 ENG.			
	6-CYL. 250 ENG.; 6-CYL. 292 ENG.				Pressure; Conventional System.....			
	Pressure; Conventional System.....	70910			Pressure - Hydroboost To Gear; Hydroboost System.....	70924	*22"	39135
PASS. CARS	Pressure - Hydroboost To Gear; Hydroboost System.....	70924			Return - Gear To Pump; Hydroboost System.....		*34"	
	Pressure - Pump To Hydroboost; Hydroboost System.....	91571			Return - Hydroboost To Pump; Hydroboost System.....		*42"	
	Return; Conventional System.....	≧70518	*22"	39859	V-8 350 ENG.			
	Return - Gear To Pump; Hydroboost System.....		*34"		Pressure; Conventional System.....	70911		
	Return - Hydroboost To Pump; Hydroboost System.....		*42"		Pressure - Hydroboost To Gear; Hydroboost System.....	70924		
	V-8 305 ENG.; V-8 400 ENG.				Pressure - Pump To Hydroboost; Hydroboost System.....			
LIGHT TRUCKS	Pressure; Conventional System.....	80147			Return; Conventional System.....	≧70518	*22"	39135
	Pressure - Hydroboost To Gear; Hydroboost System.....	70924			Return - Gear To Pump; Hydroboost System.....		*34"	
	Return; Conventional System.....	≧70518	*22"	39135	Return - Hydroboost To Pump; Hydroboost System.....		*42"	
	Return - Gear To Pump; Hydroboost System.....		*34"		V-8 350 DIESEL ENG.			
	Return - Hydroboost To Pump; Hydroboost System.....		*42"		Pressure; Conventional System.....	70911		
	V-8 350 ENG.				Pressure - Hydroboost To Gear; Hydroboost System.....			
MEDIUM/HEAVY TRUCKS	Pressure; Conventional System.....	80147			Pressure - Pump To Hydroboost; Hydroboost System.....	91494		
	Pressure - Hydroboost To Gear; Hydroboost System.....	70924			Return; Conventional System.....	≧70518	*22"	39135
	Pressure - Pump To Hydroboost; Hydroboost System.....	91570			Return - Gear To Pump; Hydroboost System.....		*34"	
	Return; Conventional System.....	≧70518	*22"	39135	Return - Hydroboost To Pump; Hydroboost System.....		*42"	
	Return - Gear To Pump; Hydroboost System.....		*34"		V-8 454 ENG.			
	Return - Hydroboost To Pump; Hydroboost System.....		*42"		Pressure; Conventional System.....	71032		
BUSES	V-8 454 ENG.				Pressure - Hydroboost To Gear; Hydroboost System.....			
	Pressure; Conventional System.....	71032			Pressure - Pump To Hydroboost; Hydroboost System.....	91571		
	Pressure - Hydroboost To Gear; Hydroboost System.....	70924			Return; Conventional System.....	≧70177	*9"	39135
	Pressure - Pump To Hydroboost; Hydroboost System.....	91571			Return - Gear To Pump; Hydroboost System.....		*34"	
	Return; Conventional System.....	≧70177	*9"	39135	Return - Hydroboost To Pump; Hydroboost System.....		*42"	
	Return - Gear To Pump; Hydroboost System.....		*34"		1977			
	Return - Hydroboost To Pump; Hydroboost System.....		*42"		6-CYL. 250 ENG.; 6-CYL. 292 ENG.			
REPAIR KITS	1978				Pressure; Conventional System.....			
	6-CYL. 250 ENG.; 6-CYL. 292 ENG.				Pressure - Hydroboost To Gear; Hydroboost System.....			
	Pressure; Conventional System; W/Calif. Emission System.....	70260			Pressure - Pump To Hydroboost; Hydroboost System.....	70924		
	Pressure; Conventional System; W/O Calif. Emission System.....	70910			Return; Conventional System.....	≧70518	*22"	39859
	Pressure - Hydroboost To Gear; Hydroboost System.....	70924			Return - Gear To Pump; Hydroboost System.....		*34"	
	Pressure - Pump To Hydroboost; Hydroboost System.....	91571			Return - Hydroboost To Pump; Hydroboost System.....		*42"	
	Return; Conventional System; W/Calif. Emission System.....		*18"		V-8 305 ENG.; V-8 400 ENG.			
	Return; Conventional System; W/O Calif. Emission System.....	≧70518	*22"	39859	Pressure; Conventional System.....	70911		

ILLUSTRATIONS

* Cut From C.P.E. 3/8" I.D. Hose: 71350 (48"), 81352 (25').
 † Cut From S.A.E. 11/32" I.D. Hose: 80062 (12"), 80063 (24"), 80064 (36"), 81353 (25').
 ★ Cut From S.A.E. 3/8" I.D. Hose: 71224 (24"), 71236 (36"), 71206 (48"), 81206 (25'). May Also Use 3/8" C.P.E.
 ❖ Cut From S.A.E. 5/8" I.D. Hose: 71351 (36").
 □ Cut From 1/2" I.D. Suction Hose: 71296 (36"), 81354 (10').
 ❖ Cut From 5/8" I.D. Suction Hose: 71207 (42"), 81355 (10').
 ✱ Cut From 3/4" I.D. Suction Hose: 71297 (36"), 81356 (10').
 ☆ See Page A14 For Pump or Gear Identification.

② Two Required.
 ③ Three Required.
 ④ Four Required.
 ≧ Cut To Fit.
 Ⓢ Replaces Both Upper and Lower Hose.
 ▲ 252660 Adaptor Required For Some Models.
 ❖ See Page A6 For Installation Procedure.

Power Steering Hose for Light Trucks

Application	Assembly Number	Multi-Use Hose	End Fitting	Application	Assembly Number	Multi-Use Hose	End Fitting
CHEVROLET - Continued				CHEVROLET - Continued			
SUBURBAN - Continued				SUBURBAN - Continued			
1977 - Continued				1976-1975 - Continued			
V-8 305 ENG.; V-8 400 ENG. - Continued				V-8 400 ENG. - Continued			
Pressure - Hydroboost To Gear; Hydroboost System	70924			Pressure - Hydroboost To Gear; Hydroboost System	70924		
Return; Conventional System	≧70518	★22"	39135	Return; Conventional System	≧70551	★22"	39135
Return - Gear To Pump; Hydroboost System		★34"		Return - Cooler To Tee; Hydroboost System		★	
Return - Hydroboost To Pump; Hydroboost System		★42"		Return - Gear To Cooler; Hydroboost System		★	
V-8 350 ENG.				V-8 454 ENG.			
Pressure; Conventional System	70911			Pressure; Conventional System	70911		
Pressure - Hydroboost To Gear; Hydroboost System	70924			Pressure - Hydroboost To Gear; Hydroboost System	70924		
Pressure - Pump To Hydroboost; Hydroboost System	91570			Pressure - Pump To Hydroboost; Hydroboost System	91571		
Return; Conventional System	≧70518	★22"	39135	Return; Conventional System	≧70551	★22"	39135
Return - Gear To Pump; Hydroboost System		★34"		Return - Cooler To Tee; Hydroboost System		★	
Return - Hydroboost To Pump; Hydroboost System		★42"		Return - Gear To Cooler; Hydroboost System		★	
V-8 454 ENG.				1974			
Pressure; Conventional System	71032			Pressure; Conventional System	70910		
Pressure - Hydroboost To Gear; Hydroboost System	70924			Pressure - Hydroboost To Gear; Hydroboost System	70924		
Pressure - Pump To Hydroboost; Hydroboost System	91571			Pressure - Pump To Hydroboost; Hydroboost System	91569		
Return; Conventional System	≧70177	★9"	39135	Return; Conventional System	≧70629	★22"	39859
Return - Gear To Pump; Hydroboost System		★34"		Return - Cooler To Tee; Hydroboost System		★	
Return - Hydroboost To Pump; Hydroboost System		★42"		Return - Gear To Cooler; Hydroboost System		★	
1976-1975				6-CYL. 250 ENG.; 6-CYL. 292 ENG.			
6-CYL. 250 ENG.; 6-CYL. 292 ENG.				6-CYL. 250 ENG.; 6-CYL. 292 ENG.			
Pressure; Conventional System	70910			Pressure; Conventional System	70910		
Pressure - Hydroboost To Gear; Hydroboost System	70924			Pressure - Hydroboost To Gear; Hydroboost System	70924		
Pressure - Pump To Hydroboost; Hydroboost System	91571			Pressure - Pump To Hydroboost; Hydroboost System	91569		
Return; Conventional System	≧70629	★22"	39859	Return; Conventional System	≧70629	★22"	39859
Return - Cooler To Tee; Hydroboost System		★		Return - Cooler To Tee; Hydroboost System		★	
Return - Gear To Cooler; Hydroboost System		★		Return - Gear To Cooler; Hydroboost System		★	
Return - Hydroboost To Tee; Hydroboost System		★30"		Return - Hydroboost To Tee; Hydroboost System		★	
Return - Tee To Pump; Hydroboost System		★12"		Return - Tee To Pump; Hydroboost System		★	
V-8 350 ENG.				V-8 350 ENG.; V-8 454 ENG.			
Pressure; Conventional System	70911			Pressure; Conventional System	70911		
Pressure - Hydroboost To Gear; Hydroboost System	70924			Pressure - Hydroboost To Gear; Hydroboost System	70924		
Pressure - Pump To Hydroboost; Hydroboost System	91570			Pressure - Pump To Hydroboost; Hydroboost System	91569		
Return; Conventional System	≧70551	★22"	39135	Return; Conventional System	≧70551	★22"	39135
Return - Cooler To Tee; Hydroboost System		★		Return - Cooler To Tee; Hydroboost System		★	
Return - Gear To Cooler; Hydroboost System		★		Return - Gear To Cooler; Hydroboost System		★	
Return - Hydroboost To Tee; Hydroboost System		★30"		Return - Hydroboost To Tee; Hydroboost System		★	
Return - Tee To Pump; Hydroboost System		★12"		Return - Tee To Pump; Hydroboost System		★	
V-8 400 ENG.				1973			
Pressure; Conventional System	70911			Pressure; Conventional System	70910		
1976-1975				6-CYL. 250 ENG.; 6-CYL. 292 ENG.			
6-CYL. 250 ENG.; 6-CYL. 292 ENG.				6-CYL. 250 ENG.; 6-CYL. 292 ENG.			
Pressure; Conventional System	70910			Pressure; Conventional System	70910		

SYSTEM PUMP & GEAR IDENT.
SYSTEM & COMPONENT IDENT.
PASS. CARS
LIGHT TRUCKS
MEDIUM/HEAVY TRUCKS
BUSES
HOSE NUMERICAL
REPAIR KITS
KIT NUMERICAL
ILLUSTRATIONS

* Cut From C.P.E. 3/8" I.D. Hose: 71350 (48"), 81352 (25').
 † Cut From S.A.E. 11/32" I.D. Hose: 80062 (12"), 80063 (24"), 80064 (36"), 81353 (25').
 ★ Cut From S.A.E. 3/8" I.D. Hose: 71224 (24"), 71236 (36"), 71206 (48"), 81206 (25'). May Also Use 3/8" C.P.E.
 ❖ Cut From S.A.E. 5/8" I.D. Hose: 71351 (36").
 □ Cut From 1/2" I.D. Suction Hose: 71296 (36"), 81354 (10').
 ❖ Cut From 5/8" I.D. Suction Hose: 71207 (42"), 81355 (10').
 * Cut From 3/4" I.D. Suction Hose: 71297 (36"), 81356 (10').
 ☆ See Page A14 For Pump or Gear Identification.

② Two Required.
 ③ Three Required.
 ④ Four Required.
 ≧ Cut To Fit.
 * Replaces Both Upper and Lower Hose.
 ▲ 252660 Adaptor Required For Some Models.
 ❖ See Page A6 For Installation Procedure.

Power Steering Hose for Light Trucks

	Application	Assembly Number	Multi-Use Hose	End Fitting	Application	Assembly Number	Multi-Use Hose	End Fitting
SYSTEM PUMP & GEAR IDENT.	CHEVROLET - Continued				CHEVROLET - Continued			
	SUBURBAN - Continued				SUBURBAN - Continued			
	1973 - Continued				1969 - Continued			
	6-CYL. 250 ENG.; 6-CYL. 292 ENG. - Continued				6-CYL. 250 ENG.; 6-CYL. 292 ENG.; V-8 307 ENG.; V-8 350 ENG.; V-8 396 ENG. - Continued			
SYSTEM & COMPONENT IDENT.	Pressure - Hydroboost To Gear; Hydroboost System	70924			Pressure; W/Integral P.S.; W/Male			
	Pressure - Pump To Hydroboost; Hydroboost System	91569			Pressure Port	71065		
	Return; Conventional System	≠70629	★22"	39859	Return; C Series; W/Integral P.S.		★30"	
	Return - Cooler To Tee; Hydroboost System		★		Return; K Series; W/Integral P.S.		★28"	
	Return - Gear To Cooler; Hydroboost System		★		1968			
	Return - Hydroboost To Tee; Hydroboost System		★		6-CYL. 250 ENG.; 6-CYL. 292 ENG.; V-8 307 ENG.; V-8 327 ENG.; V-8 396 ENG.			
PASS. CARS	Return - Tee To Pump; Hydroboost System		★		Pressure; W/Integral P.S.; W/Female			
	V-8 307 ENG.				Pressure Port	70917		
	Pressure	70911			Pressure; W/Integral P.S.; W/Male			
	Return	≠70551	★22"	39135	Pressure Port	71065		★
	V-8 350 ENG.; V-8 454 ENG.				Return			
	Pressure; Conventional System	70911			1967			
LIGHT TRUCKS	Pressure - Hydroboost To Gear; Hydroboost System	70924			6-CYL. 250 ENG.; 6-CYL. 292 ENG.; V-8 283 ENG.; V-8 327 ENG.			
	Pressure - Pump To Hydroboost; Hydroboost System	91569			Return		★	
	Return; Conventional System	≠70551	★22"	39135	1966			
	Return - Cooler To Tee; Hydroboost System		★		6-CYL. 230 ENG.; 6-CYL. 250 ENG.; 6-CYL. 292 ENG.; V-8 283 ENG.; V-8 327 ENG.			
	Return - Gear To Cooler; Hydroboost System		★		Return		★	
	Return - Hydroboost To Tee; Hydroboost System		★		1965			
	Return - Tee To Pump; Hydroboost System		★		6-CYL. 230 ENG.; 6-CYL. 292 ENG.; V-8 283 ENG.; V-8 327 ENG.			
MEDIUM/HEAVY TRUCKS					Return		★	
	1972-1971				1964			
	6-CYL. 250 ENG.; 6-CYL. 292 ENG.; V-8 307 ENG.; V-8 350 ENG.; V-8 402 ENG.				6-CYL. 230 ENG.; 6-CYL. 292 ENG.; V-8 283 ENG.			
BUSES	Pressure; W/Female Pressure Port	70917			Return		★	
	Pressure; W/Male Pressure Port	71065			1963			
	Return; C Series		★30"		6-CYL. 230 ENG.; 6-CYL. 261 ENG.; 6-CYL. 292 ENG.; V-8 283 ENG.			
	Return; K Series		★28"		Return		★	
	1970				TAHOE			
HOSE NUMERICAL	6-CYL. 250 ENG.; 6-CYL. 292 ENG.; V-8 307 ENG.; V-8 350 ENG.				1995			
	Pressure; W/Female Pressure Port	70917			V-8 5.7 L ENG.			
	Pressure; W/Male Pressure Port	71065			Pressure; Conventional System	71668		
	Return; C Series		★30"		Pressure - Hydroboost To Gear; Hydroboost System	91814		
	Return; K Series		★28"		Pressure - Pump To Hydroboost; Hydroboost System	91815		
	V-8 396 ENG.; V-8 400 ENG.				Return; W/O Cooler	≠71417		
REPAIR KITS	Pressure; C Series; W/Female Pressure Port	70917			Return - Cooler To Pump; W/Finned Cooler		★42"	
	Pressure; C Series; W/Male Pressure Port	71308			Return - Hydroboost To Pump; Hydroboost System	91816		
	Pressure; K Series	71065			V-8 6.5 L DIESEL ENG.			
	Return; C Series		★30"		Pressure - Hydroboost To Gear	91814		
	Return; K Series		★28"		Pressure - Pump To Hydroboost	91813		
	1969				Return - Cooler To Pump		★42"	
KIT NUMERICAL	6-CYL. 250 ENG.; 6-CYL. 292 ENG.; V-8 307 ENG.; V-8 350 ENG.; V-8 396 ENG.				Return - Hydroboost To Pump	91816		
	Pressure; W/Integral P.S.; W/Female							
	Pressure Port	70917						

* Cut From C.P.E. 3/8" I.D. Hose: 71350 (48"), 81352 (25").
 † Cut From S.A.E. 11/32" I.D. Hose: 80062 (12"), 80063 (24"), 80064 (36"), 81353 (25").
 ★ Cut From S.A.E. 3/8" I.D. Hose: 71224 (24"), 71236 (36"), 71206 (48"), 81206 (25"). May Also Use 3/8" C.P.E.
 ❖ Cut From S.A.E. 5/8" I.D. Hose: 71351 (36").
 □ Cut From 1/2" I.D. Suction Hose: 71296 (36"), 81354 (10").
 ❖ Cut From 5/8" I.D. Suction Hose: 71207 (42"), 81355 (10").
 * Cut From 3/4" I.D. Suction Hose: 71297 (36"), 81356 (10").
 ☆ See Page A14 For Pump or Gear Identification.

② Two Required.
 ③ Three Required.
 ④ Four Required.
 ≠ Cut To Fit.
 ❖ Replaces Both Upper and Lower Hose.
 ▲ 252660 Adaptor Required For Some Models.
 ❖ See Page A6 For Installation Procedure.

Power Steering Hose for Light Trucks

Application	Assembly Number	Multi-Use Hose	End Fitting	Application	Assembly Number	Multi-Use Hose	End Fitting	
CHEVROLET - Continued				DODGE - Continued				
TRACKER				A SERIES VAN - Continued				
1992-1989				1969 - Continued				
4-CYL. 1.6 L ENG. (CANADA)				V-8 318 ENG.				
Pressure	80278			Cyl.....	Ⓣ71305			
Reservoir		✦		Pressure; Lower	71299			
Return		✦7"		Pressure; Upper	71305			
CHRYSLER				1968-1967				
TOWN & COUNTRY VAN				6-CYL. 170 ENG.; 6-CYL. 225 ENG.; V-8 318 ENG.				
1995-1994				Pressure				71304
V-6 3.8 L ENG.				1966				
Pressure; W/2WD	91675			6-CYL. 170 ENG.; V-8 273 ENG.				
Pressure; W/AWD	91734			Pressure	71304			
Return		★12"		1965				
1993-1992				6-CYL. 170 ENG.; 6-CYL. 225 ENG.; V-8 273 ENG.				
V-6 3.3 L ENG.				Pressure				71304
Pressure; W/2WD	91675			1964				
Pressure; W/AWD	91734			6-CYL. 170 ENG.; 6-CYL. 225 ENG.				
Return		★12"		Pressure	71304			
1991				B SERIES VAN				
V-6 3.3 L ENG.				1995-1994				
Pressure	91675			V-6 3.9 L ENG.; V-8 5.9 L ENG.				
Return		★12"		Pressure	80072			
1990				Return				†27"
V-6 3.0 L ENG.				V-8 5.2 L ENG.				
Pressure	91644			Pressure	80072			
Return		★		Return; W/O Cooler			†29"	
V-6 3.3 L ENG.				Return - Cooler To Pump				†24"
Pressure	91675			Return - Gear To Cooler			†10"	
Return		★12"		1993-1992				
DAIHATSU				V-6 3.9 L ENG.; V-8 5.2 L ENG.; V-8 5.9 L ENG.				
ROCKY				Pressure				71814
1992-1990				Return; W/O Cooler				†26"
4-CYL. 1.6 L ENG.				Return - Cooler To Pump				†12"
Return - From Gear		★9"		Return - Gear To Cooler			†26"	
Return - To Reservoir		★15"		1991-1990				
DODGE				V-6 3.9 L ENG.; V-8 5.2 L ENG.; V-8 5.9 L ENG.				
A SERIES VAN				Pressure				Ⓣ71432
1970				Return				†26"
6-CYL. 198 ENG.; 6-CYL. 225 ENG.				1989-1988				
Cyl.....	Ⓣ71305			V-6 3.9 L ENG.; V-8 5.2 L ENG.; V-8 5.9 L ENG.				
Pressure	Ⓣ71299			Pressure	Ⓣ71432			
V-8 318 ENG.				Reservoir				✦14"
Cyl.....	Ⓣ71305			Return			★26"	
Pressure; Lower	71299			1987				
Pressure; Upper	71305			6-CYL. 3.7 L ENG.; V-8 5.2 L ENG.; V-8 5.9 L ENG.				
1969				Pressure				Ⓣ71432
6-CYL. 170 ENG.; 6-CYL. 225 ENG.				Reservoir				✦14"
Cyl.....	Ⓣ71305			Return			★26"	
Pressure	Ⓣ71299			1986				
1970				6-CYL. 3.7 L ENG.; V-8 5.2 L ENG.; V-8 5.9 L ENG.				
6-CYL. 198 ENG.; 6-CYL. 225 ENG.				Pressure				Ⓣ71432

- * Cut From C.P.E. 3/8" I.D. Hose: 71350 (48"), 81352 (25').
- † Cut From S.A.E. 11/32" I.D. Hose: 80062 (12"), 80063 (24"), 80064 (36"), 81353 (25').
- ★ Cut From S.A.E. 3/8" I.D. Hose: 71224 (24"), 71236 (36"), 71206 (48"), 81206 (25'). May Also Use 3/8" C.P.E.
- ✦ Cut From S.A.E. 5/8" I.D. Hose: 71351 (36").
- Cut From 1/2" I.D. Suction Hose: 71296 (36"), 81354 (10').
- ✦ Cut From 5/8" I.D. Suction Hose: 71207 (42"), 81355 (10').
- ✦ Cut From 3/4" I.D. Suction Hose: 71297 (36"), 81356 (10').
- ☆ See Page A14 For Pump or Gear Identification.

- Ⓣ Two Required.
- Ⓣ Three Required.
- Ⓣ Four Required.
- ✦ Cut To Fit.
- Ⓣ Replaces Both Upper and Lower Hose.
- ▲ 252660 Adaptor Required For Some Models.
- ✦ See Page A6 For Installation Procedure.

SYSTEM PUMP & GEAR IDENT.

SYSTEM & COMPONENT IDENT.

PASS. CARS

LIGHT TRUCKS

MEDIUM/HEAVY TRUCKS

BUSES

HOSE NUMERICAL

REPAIR KITS

KIT NUMERICAL

ILLUSTRATIONS

Power Steering Hose for Light Trucks

	Application	Assembly Number	Multi-Use Hose	End Fitting		Application	Assembly Number	Multi-Use Hose	End Fitting
SYSTEM PUMP & GEAR IDENT.	DODGE - Continued					DODGE - Continued			
	B SERIES VAN - Continued					B SERIES VAN - Continued			
	1986 - Continued					1979 - Continued			
	6-CYL. 3.7 L ENG.; V-8 5.2 L ENG.; V-8 5.9 L ENG. - Continued					V-8 318 ENG.; V-8 360 ENG.			
	Reservoir		⊕14"		Pressure - From Pump; Conventional System.....	71134			
	Return		★18"		Pressure - To Gear; Conventional System.....	80190			
SYSTEM & COMPONENT IDENT.	1985					Return - Gear To Pump; Hydroboost System.....			
	6-CYL. 3.7 L ENG.; V-8 5.2 L ENG.; V-8 5.9 L ENG.					Return - Hydroboost To Pump; Hydroboost System			
	Pressure	⊗71432			Return - To Pump; Conventional System.....			★	
	Reservoir		⊕					★	
	Return		★26"					★24"	
PASS. CARS	1984					1978			
	6-CYL. 3.7 L ENG.; V-8 5.2 L ENG.; V-8 5.9 L ENG.					6-CYL. 225 ENG.; V-8 400 ENG.; V-8 440 ENG.			
	Pressure; Conventional System; Dec. 18 & Newer	⊗71432			Pressure	70940			
	Pressure - From Pump; Conventional System; Dec. 17 & Older	71135			Return			★26"	
	Pressure - Hydroboost To Gear; Hydroboost System	91495			V-8 318 ENG.; V-8 360 ENG.				
	Pressure - Pump To Hydroboost; Hydroboost System	71135			Pressure; W/A.P.....	71035			
LIGHT TRUCKS	Pressure - To Gear; Conventional System; Dec. 17 & Older	80190			Pressure; W/O A.P.....	71036			
	Reservoir; Conventional System.....		⊕		Return			★26"	
	Return; Conventional System; Dec. 18 & Newer		★26"						
	Return - From Gear; Conventional System; Dec. 17 & Older		★32"		1977				
	Return - Gear To Pump; Hydroboost System.....		★		6-CYL. 225 ENG.				
	Return - Hydroboost To Pump; Hydroboost System		★		Pressure	70940			
MEDIUM/HEAVY TRUCKS					Return			★36"	
	1983-1980					V-8 318 ENG.; V-8 360 ENG.; V-8 400 ENG.; V-8 440 ENG.			
	6-CYL. 3.7 L ENG.; V-8 5.2 L ENG.; V-8 5.9 L ENG.					Pressure			
	Pressure - From Pump; Conventional System.....	71135			Return	71036			★36"
	Pressure - Hydroboost To Gear; Hydroboost System	91495			1976				
	Pressure - Pump To Hydroboost; Hydroboost System	71135			6-CYL. 225 ENG.; V-8 318 ENG.; V-8 360 ENG.				
	Pressure - To Gear; Conventional System.....	80190			Pressure	70934			
	Reservoir; Conventional System.....		⊕		Return			★36"	
	Return - Gear To Pump; Hydroboost System.....		★		V-8 400 ENG.; V-8 440 ENG.				
	Return - Hydroboost To Pump; Hydroboost System		★		Pressure	70934			
	Return - To Pump; Conventional System.....		★32"		Return			★30"	
BUSES					1975				
	1979					6-CYL. 225 ENG.; V-8 318 ENG.; V-8 360 ENG.; V-8 440 ENG.			
	6-CYL. 225 ENG.					ENG.			
	Pressure - From Pump; Conventional System.....	71134			Pressure	70934			
	Pressure - To Gear; Conventional System.....	80190			Return			★36"	
	Return - Gear To Pump; Hydroboost System.....		★		1974				
	Return - Hydroboost To Pump; Hydroboost System		★		6-CYL. 225 ENG.; V-8 318 ENG.; V-8 360 ENG.				
	Return - To Pump; Conventional System.....		★32"		Pressure	70934			
					Return			★36"	
REPAIR KITS					1973				
	1979					6-CYL. 225 ENG.; V-8 360 ENG.			
	6-CYL. 225 ENG.					V-8 318 ENG.			
	Pressure - From Pump; Conventional System.....	71134			Pressure; W/O A.P.....	70934			
	Pressure - To Gear; Conventional System.....	80190			Return; W/O A.P.....			★33"	
	Return - Gear To Pump; Hydroboost System.....		★		1972				
	Return - Hydroboost To Pump; Hydroboost System		★		6-CYL. 225 ENG.; V-8 318 ENG.; V-8 360 ENG.				
	Return - To Pump; Conventional System.....		★24"	39859	Pressure	70934			
					Return			★68"	

ILLUSTRATIONS

* Cut From C.P.E. 3/8" I.D. Hose: 71350 (48"), 81352 (25").
 † Cut From S.A.E. 11/32" I.D. Hose: 80062 (12"), 80063 (24"), 80064 (36"), 81353 (25").
 ★ Cut From S.A.E. 3/8" I.D. Hose: 71224 (24"), 71236 (36"), 71206 (48"), 81206 (25"). May Also Use 3/8" C.P.E.
 ⊕ Cut From S.A.E. 5/8" I.D. Hose: 71351 (36").
 □ Cut From 1/2" I.D. Suction Hose: 71296 (36"), 81354 (10').
 ⊕ Cut From 5/8" I.D. Suction Hose: 71207 (42"), 81355 (10').
 ★ Cut From 3/4" I.D. Suction Hose: 71297 (36"), 81356 (10').
 ☆ See Page A14 For Pump or Gear Identification.

⊗ Two Required.
 ⊙ Three Required.
 ⊕ Four Required.
 ⊖ Cut To Fit.
 ⊗ Replaces Both Upper and Lower Hose.
 ▲ 252660 Adaptor Required For Some Models.
 ⊕ See Page A6 For Installation Procedure.

Power Steering Hose for Light Trucks

Application	Assembly Number	Multi-Use Hose	End Fitting	Application	Assembly Number	Multi-Use Hose	End Fitting	
DODGE - Continued				DODGE - Continued				SYSTEM PUMP & GEAR IDENT.
B SERIES VAN - Continued				CARAVAN - Continued				
1971				1987 - Continued				SYSTEM & COMPONENT IDENT.
6-CYL. 198 ENG.; 6-CYL. 225 ENG.; V-8 318 ENG.; V-8 360 ENG.				V-6 3.0 L ENG.				
Return		★68"		Pressure	91644		★13"	
CARAVAN				1986				PASS. CARS
1995				4-CYL. 2.2 L ENG.				
Pressure	91650			Pressure	91476		★10"	
Return		★10"		Return				
V-6 3.0 L ENG.				4-CYL. 2.6 L ENG.				LIGHT TRUCKS
Pressure	91644			Pressure; Apr. 30 & Older	91476			
Return		★13"		Pressure; May 1 & Newer	91650		★10"	
V-6 3.3 L ENG.				1985-1984				MEDIUM/HEAVY TRUCKS
Pressure	91675			4-CYL. 2.2 L ENG.; 4-CYL. 2.6 L ENG.				
Reservoir		✧11"		Pressure	91476		★10"	
Return		★12"		Return				
1994-1991				CB SERIES VAN				BUSES
4-CYL. 2.5 L ENG.				1980				
Pressure	91650		★10"	V-8 5.2 L ENG.; V-8 5.9 L ENG.				
Return				Pressure - From Pump; Conventional System	71135			
V-6 3.0 L ENG.				Pressure - Hydroboost To Gear; Hydroboost System				HOSE NUMERICAL
Pressure	91644		★13"	Pressure - Pump To Hydroboost; Hydroboost System	71135			
Return				Pressure - To Gear; Conventional System	80190			
V-6 3.3 L ENG.				Reservoir; Conventional System				REPAIR KITS
Pressure; W/AWD	91734		✧11"	Return - Gear To Pump; Hydroboost System		✧		
Pressure; W/FWD	91675		★16"	Return - Hydroboost To Pump; Hydroboost System		★		
Reservoir			★12"	Return - To Pump; Conventional System		★32"		
Return; W/AWD				1979				KIT NUMERICAL
Return; W/FWD				6-CYL. 225 ENG.				
1990				Pressure - From Pump; Conventional System				ILLUSTRATIONS
4-CYL. 2.5 L ENG.				Pressure - To Gear; Conventional System				
Pressure	91650		★10"	Return - Gear To Pump; Hydroboost System		★		
Return				Return - Hydroboost To Pump; Hydroboost System		★		
V-6 3.0 L ENG.				Return - To Pump; Conventional System				
Pressure	91644		★13"	V-8 318 ENG.; V-8 360 ENG.				
Return				Pressure - From Pump; Conventional System	71134			
V-6 3.3 L ENG.				Pressure - To Gear; Conventional System				REPAIR KITS
Pressure	91675		✧11"	Return - Gear To Pump; Hydroboost System	80190			
Reservoir			★12"	Return - Hydroboost To Pump; Hydroboost System		★		
Return				Return - To Pump; Conventional System		★24"	39859	
1989-1988				V-8 318 ENG.; V-8 360 ENG.				KIT NUMERICAL
4-CYL. 2.5 L ENG.				Pressure - From Pump; Conventional System				
Pressure	91650		★10"	Pressure - To Gear; Conventional System	71134			
Return				Return - Gear To Pump; Hydroboost System	80190			
V-6 3.0 L ENG.				Return - Hydroboost To Pump; Hydroboost System				REPAIR KITS
Pressure	91644		★13"	Return - To Pump; Conventional System		★		
Return				Return - Hydroboost To Pump; Hydroboost System		★		
1987				Return - To Pump; Conventional System				
4-CYL. 2.2 L ENG.				Pressure				KIT NUMERICAL
Pressure	91476		★10"	Return				
Return				Return				
4-CYL. 2.6 L ENG.				Pressure				REPAIR KITS
Pressure	91650		★10"	Return				
Return				Return				

* Cut From C.P.E. 3/8" I.D. Hose: 71350 (48"), 81352 (25").
 † Cut From S.A.E. 11/32" I.D. Hose: 80062 (12"), 80063 (24"), 80064 (36"), 81353 (25").
 ★ Cut From S.A.E. 3/8" I.D. Hose: 71224 (24"), 71236 (36"), 71206 (48"), 81206 (25"). May Also Use 3/8" C.P.E.
 ♣ Cut From S.A.E. 5/8" I.D. Hose: 71351 (36").
 □ Cut From 1/2" I.D. Suction Hose: 71296 (36"), 81354 (10').
 ✧ Cut From 5/8" I.D. Suction Hose: 71207 (42"), 81355 (10').
 * Cut From 3/4" I.D. Suction Hose: 71297 (36"), 81356 (10').
 ☆ See Page A14 For Pump or Gear Identification.

② Two Required.
 ③ Three Required.
 ④ Four Required.
 ≍ Cut To Fit.
 * Replaces Both Upper and Lower Hose.
 ▲ 252660 Adaptor Required For Some Models.
 ♣ See Page A6 For Installation Procedure.

Power Steering Hose for Light Trucks

	Application	Assembly Number	Multi-Use Hose	End Fitting	Application	Assembly Number	Multi-Use Hose	End Fitting	
SYSTEM PUMP & GEAR IDENT.	DODGE - Continued				DODGE - Continued				
	CB SERIES VAN - Continued				D50 PICKUP - Continued				
	1978				1979 - Continued				
	6-CYL. 225 ENG.				4-CYL. 156 ENG. - Continued				
	Pressure		70940		Reservoir; Dec. 1 & Newer.....				□
	Return			★26"	Return; W/2WD; Dec. 1 & Newer		≧91617		
	V-8 318 ENG.; V-8 360 ENG.				D & W SERIES PICKUP				
	Pressure; W/A.P.....		71035		1993-1992				
	Pressure; W/O A.P.....		71036		6-CYL. 5.9 L DIESEL ENG.				
	Return			★26"	Pressure; W/2WD.....		71234		
1977				Pressure; W/4WD.....		71819			
6-CYL. 225 ENG.				Return; W/2WD				†14"	
Pressure		70940		Return; W/4WD				†15"	
Return			★36"	V-6 3.9 L ENG.					
V-8 318 ENG.; V-8 360 ENG.; V-8 400 ENG.; V-8 440 ENG.				Pressure		71820			
Pressure		71036		Return; W/2WD				†19"	
Return			★36"	Return; W/4WD				†21"	
1976				V-8 5.2 L ENG.					
6-CYL. 225 ENG.; V-8 318 ENG.; V-8 360 ENG.				Pressure		71820			
Pressure		70934		Return; W/O Cooler				†17"	
Return			★36"	Return - Cooler To Pump.....				†16"	
V-8 400 ENG.; V-8 440 ENG.				Return - Gear To Cooler				†18"	
Pressure		70934		V-8 5.9 L ENG.					
Return			★30"	Pressure		71399			
1975-1974				Reservoir				❖	
6-CYL. 225 ENG.; V-8 318 ENG.; V-8 360 ENG.				Return; W/O Cooler				†17"	
Pressure		70934		Return - Cooler To Pump.....				†16"	
Return			★36"	Return - Gear To Cooler				†18"	
1973				1991					
6-CYL. 225 ENG.; V-8 318 ENG.; V-8 360 ENG.				6-CYL. 5.9 L DIESEL ENG.					
Pressure		70934		Pressure; W/2WD.....		71234			
Return			★33"	Pressure; W/4WD.....		71819			
1972				Return; W/2WD				†14"	
6-CYL. 225 ENG.; V-8 318 ENG.; V-8 360 ENG.				Return; W/4WD				†15"	
Pressure		70934		V-6 3.9 L ENG.					
Return			★68"	Pressure; W/2WD.....		71399			
D50 PICKUP				Pressure; W/4WD.....		71818			
1980				Return; W/2WD				†18"	
4-CYL. 2.0 L ENG.				Return; W/4WD				†19"	
Pressure; W/2WD.....		91626		V-8 5.2 L ENG.					
Reservoir; W/2WD.....			□	Pressure		71399			
Return; W/2WD		≧91617		Return				†18"	
4-CYL. 2.6 L ENG.				V-8 5.9 L ENG.					
Pressure; W/2WD.....		91626		Pressure		71399			
Pressure; W/4WD.....		71388		Reservoir				❖	
Reservoir			□	Return				†18"	
Return; W/2WD		≧91617		1990					
1979				6-CYL. 5.9 L DIESEL ENG.					
4-CYL. 122 ENG.				Pressure		71234			
Pressure; W/2WD; Dec. 1 & Newer.....		91626		Return				†14"	
Reservoir; W/2WD; Dec. 1 & Newer.....			□	V-6 3.9 L ENG.					
Return; W/2WD; Dec. 1 & Newer		≧91617		Pressure; W/2WD.....		71399			
4-CYL. 156 ENG.				Pressure; W/4WD.....		71818			
Pressure; W/2WD; Dec. 1 & Newer.....		91626		Return; W/2WD				†18"	
Pressure; W/4WD; Dec. 1 & Newer.....		71388		Return; W/4WD				†19"	

* Cut From C.P.E. 3/8" I.D. Hose: 71350 (48"), 81352 (25").
 † Cut From S.A.E. 1 1/32" I.D. Hose: 80062 (12"), 80063 (24"), 80064 (36"), 81353 (25").
 ★ Cut From S.A.E. 3/8" I.D. Hose: 71224 (24"), 71236 (36"), 71206 (48"), 81206 (25"). May Also Use 3/8" C.P.E.
 ✂ Cut From S.A.E. 5/8" I.D. Hose: 71351 (36").
 □ Cut From 1/2" I.D. Suction Hose: 71296 (36"), 81354 (10').
 ❖ Cut From 5/8" I.D. Suction Hose: 71207 (42"), 81355 (10').
 ✱ Cut From 3/4" I.D. Suction Hose: 71297 (36"), 81356 (10').
 ☆ See Page A14 For Pump or Gear Identification.

② Two Required.
 ③ Three Required.
 ④ Four Required.
 ≧ Cut To Fit.
 ❖ Replaces Both Upper and Lower Hose.
 ▲ 252660 Adaptor Required For Some Models.
 ❖ See Page A6 For Installation Procedure.

Power Steering Hose for Light Trucks

Application	Assembly Number	Multi-Use Hose	End Fitting	Application	Assembly Number	Multi-Use Hose	End Fitting	
DODGE - Continued				DODGE - Continued				SYSTEM PUMP & GEAR IDENT.
D & W SERIES PICKUP - Continued				D & W SERIES PICKUP - Continued				
1990 - Continued				1980				SYSTEM & COMPONENT IDENT.
V-8 5.9 L ENG.				6-CYL. 3.7 L ENG.				
Pressure	71399			Pressure	71151			
Reservoir		♣		Return		★18"		
Return			†18"	V-8 5.2 L ENG.; V-8 5.9 L ENG.				
1989				Pressure; W/O Snow Plow Pkg.....				71133
6-CYL. 5.9 L DIESEL ENG.; V-6 3.9 L ENG.; V-8 5.2 L ENG.				Pressure; W/Snow Plow Pkg.....				71132
Pressure	71234			Return		★17"		
Return			†18"	1979				
V-8 5.9 L ENG.				6-CYL. 225 ENG.; 6-CYL. 243 DIESEL ENG.				PASS. CARS
Pressure; W/O Remote Reservoir.....	71234			Pressure; W/2WD.....	70930			
Pressure; W/Remote Reservoir	71399			Pressure; W/4WD.....	71046			
Reservoir		♣		Return; W/2WD	♣70979	★18"	39135	
Return			†18"	Return; W/4WD	♣70551	★23"	39135	
1988				V-8 318 ENG.; V-8 360 ENG.				LIGHT TRUCKS
V-6 3.9 L ENG.; V-8 5.2 L ENG.				Pressure; W/2WD.....				
Pressure	71234			Pressure; W/4WD; W/O Snow Plow				
Return			†18"	Pkg.	71048			
V-8 5.9 L ENG.				Pressure; W/4WD; W/Snow Plow Pkg. .				71053
Pressure; W/O Remote Reservoir.....	71234			Return; W/2WD	♣70979	★18"	39135	
Pressure; W/Remote Reservoir	71399			Return; W/4WD	♣70551	★23"	39135	
Reservoir		♣		1978				
Return			†18"	6-CYL. 225 ENG.; 6-CYL. 243 DIESEL ENG.				
1987-1985				Pressure; W/2WD.....				70930
6-CYL. 3.7 L ENG.; V-8 5.2 L ENG.				Pressure; W/4WD.....				71046
Pressure	71234			Return; W/2WD	♣70979	★18"	39135	
Return			★18"	Return; W/4WD	♣70551	★23"	39135	
V-8 5.9 L ENG.				V-8 318 ENG.; V-8 360 ENG.				BUSES
Pressure; W/O Remote Reservoir.....	71234			Pressure; W/2WD.....	70930			
Pressure; W/Remote Reservoir	71399			Pressure; W/4WD; W/O Snow Plow				
Reservoir		♣	†10"	Pkg.	71048			
Return			★18"	Pressure; W/4WD; W/Snow Plow Pkg. .	71053			
1984-1983				Return; W/2WD				♣70979
6-CYL. 3.7 L ENG.; V-8 5.2 L ENG.; V-8 5.9 L ENG.				Return; W/4WD				♣70551
Pressure	71234			V-8 400 ENG.; V-8 440 ENG.				
Return			★13"	Pressure; W/2WD.....	70930			
1982				Pressure; W/4WD; W/O Snow Plow				HOSE NUMERICAL
6-CYL. 3.7 L ENG.				Pkg.				
Pressure; Apr. 5 & Older.....	71151			Pressure; W/4WD; W/Snow Plow Pkg. .	71034			
Pressure; Apr. 6 & Newer	71234			Return; W/2WD	♣70979	★18"	39135	
Return; Apr. 5 & Older.....			★18"	Return; W/4WD	♣70551	★23"	39135	
Return; Apr. 6 & Newer.....			★13"	1977				
V-8 5.2 L ENG.; V-8 5.9 L ENG.				6-CYL. 225 ENG.				REPAIR KITS
Pressure; Apr. 5 & Older.....	71133			Pressure; W/2WD.....	70930			
Pressure; Apr. 6 & Newer	71234			Return; W/2WD		★32"	39135	
Return; Apr. 5 & Older.....			★17"	Return; W/4WD		★32"		
Return; Apr. 6 & Newer.....			★13"	V-8 318 ENG.; V-8 360 ENG.				
1981				Pressure; W/2WD.....				70930
6-CYL. 3.7 L ENG.				Pressure; W/4WD; W/O Snow Plow				KIT NUMERICAL
Pressure	71151			Pkg.	70933			
Return			★13"	Pressure; W/4WD; W/Snow Plow Pkg. .	70935			
V-8 5.2 L ENG.; V-8 5.9 L ENG.				Return; W/2WD				★32"
Pressure	71133			Return; W/4WD; W/O Snow Plow Pkg. .	♣70551	★32"	39135	
Return			★17"	Return; W/4WD; W/Snow Plow Pkg.....	♣70551	★30"	39135	

* Cut From C.P.E. 3/8" I.D. Hose: 71350 (48"), 81352 (25").
 † Cut From S.A.E. 1 1/32" I.D. Hose: 80062 (12"), 80063 (24"), 80064 (36"), 81353 (25").
 ★ Cut From S.A.E. 3/8" I.D. Hose: 71224 (24"), 71236 (36"), 71206 (48"), 81206 (25"). May Also Use 3/8" C.P.E.
 ♣ Cut From S.A.E. 5/8" I.D. Hose: 71351 (36").
 □ Cut From 1/2" I.D. Suction Hose: 71296 (36"), 81354 (10').
 ♠ Cut From 5/8" I.D. Suction Hose: 71207 (42"), 81355 (10').
 * Cut From 3/4" I.D. Suction Hose: 71297 (36"), 81356 (10').
 ☆ See Page A14 For Pump or Gear Identification.

② Two Required.
 ③ Three Required.
 ④ Four Required.
 ♣ Cut To Fit.
 ♠ Replaces Both Upper and Lower Hose.
 ▲ 252660 Adaptor Required For Some Models.
 ♣ See Page A6 For Installation Procedure.

SYSTEM PUMP & GEAR IDENT.

SYSTEM & COMPONENT IDENT.

PASS. CARS

LIGHT TRUCKS

MEDIUM/ HEAVY TRUCKS

BUSES

HOSE NUMERICAL

REPAIR KITS

KIT NUMERICAL

ILLUSTRATIONS

Power Steering Hose for Light Trucks

	Application	Assembly Number	Multi-Use Hose	End Fitting	Application	Assembly Number	Multi-Use Hose	End Fitting	
SYSTEM PUMP & GEAR IDENT.	DODGE - Continued				DODGE - Continued				
	D & W SERIES PICKUP - Continued				D & W SERIES PICKUP - Continued				
	1977 - Continued				1972 - Continued				
	V-8 400 ENG.; V-8 440 ENG. - Continued				V-8 400 ENG. - Continued				
		Return; W/2WD	✕70979	★24"	39859	Pressure; W/4WD; W/O Snow Plow Pkg.	70933		
		Return; W/4WD; W/O Snow Plow Pkg. .	✕70551	★18"	39135	Return; W/2WD	✕70979	★24"	39859
		Return; W/4WD; W/Snow Plow Pkg.	✕70551	★		Return; W/4WD	✕70551	★	39135
SYSTEM & COMPONENT IDENT.	1976-1974				1971				
	6-CYL. 225 ENG.				6-CYL. 198 ENG.; 6-CYL. 225 ENG.				
		Pressure; W/2WD	70932			Cyl.; D300	Ⓞ71305		
		Return; W/2WD		★32"	39135	Pressure; D200; W/Crew Cab; Rear	71304		
		Return; W/4WD; W/O Snow Plow Pkg. .		★32"		Pressure; D300; Front	71305		
						Pressure; D300; Rear	71299		
						Return; D100		★48"	39859
						Return; D200		★48"	39859
PASS. CARS	V-8 318 ENG.; V-8 360 ENG.				V-8 318 ENG.; V-8 360 ENG.				
		Pressure; W/2WD	70932			Cyl.; D300; W/O Crew Cab	Ⓞ71305		
		Pressure; W/4WD; W/O Snow Plow Pkg.	70933			Pressure; D100; D200; Rear; W/Crew Cab	71304		
		Return; W/2WD	70935			Return; D100; D200		★48"	39859
		Return; W/4WD; W/O Snow Plow Pkg. .		★32"	39859				
		Return; W/4WD; W/O Snow Plow Pkg. .	✕70551	★18"	39135				
		Return; W/4WD; W/Snow Plow Pkg.	✕70551	★30"	39135				
LIGHT TRUCKS	V-8 400 ENG.; V-8 440 ENG.				V-8 318 ENG.; V-8 360 ENG.				
		Pressure; W/2WD	70930			Cyl.; D300; W/O Crew Cab	Ⓞ71305		
		Pressure; W/4WD; W/O Snow Plow Pkg.	70933			Pressure; D100; D200; Rear; W/Crew Cab	71304		
		Return; W/2WD	71034			Return; D100; D200		★48"	39859
		Return; W/2WD	✕70979	★24"	39859				
		Return; W/4WD; W/O Snow Plow Pkg. .	✕70551	★18"	39135				
		Return; W/4WD; W/Snow Plow Pkg.	✕70551	★30"	39135				
MEDIUM/HEAVY TRUCKS	1973				1970				
	6-CYL. 225 ENG.				6-CYL. 198 ENG.; 6-CYL. 225 ENG.				
		Pressure; W/2WD	70932			Cyl.; D300	Ⓞ71305		
		Return; W/2WD	✕70979	★24"	39135	Pressure; D200; W/Crew Cab; Rear	71304		
		Return; W/4WD; W/O Snow Plow Pkg. .	✕70551	★24"	39135	Pressure; D300; Front	71305		
						Pressure; D300; Rear	71299		
						Return; D100		★48"	39859
						Return; D200		★48"	39859
BUSES	V-8 318 ENG.; V-8 360 ENG.				V-8 318 ENG.				
		Pressure; W/2WD	70930			Cyl.; D300; W/O Crew Cab	Ⓞ71305		
		Pressure; W/4WD; W/O Snow Plow Pkg.	70933			Pressure; D100; D200; Rear; W/Crew Cab	71304		
		Return; W/2WD	70935			Return; D100; D200		★48"	39859
		Return; W/2WD	✕70629	★30"	39859				
		Return; W/4WD	✕70551	★	39135				
HOSE NUMERICAL	V-8 400 ENG.; V-8 440 ENG.				V-8 318 ENG.				
		Pressure; W/2WD	70930			Cyl.; D300; W/O Crew Cab	Ⓞ71305		
		Pressure; W/4WD; W/O Snow Plow Pkg.	70933			Pressure; D100; D200; Rear; W/Crew Cab	71304		
		Return; W/2WD	71034			Return; D100; D200		★48"	39859
		Return; W/2WD	✕70979	★24"	39859				
		Return; W/4WD	✕70551	★	39135				
REPAIR KITS	1972				1969				
	6-CYL. 225 ENG.				6-CYL. 225 ENG.; V-8 318 ENG.; V-8 383 ENG.				
		Pressure; W/2WD	70932			Pressure	71304		
		Return; W/2WD	✕70979	★24"	39135	Return		★40"	39859
		Return; W/4WD; W/O Snow Plow Pkg. .	✕70551	★24"	39135				
KIT NUMERICAL	V-8 318 ENG.; V-8 360 ENG.				1968				
		Pressure; W/2WD	70932			6-CYL. 225 ENG.; 6-CYL. 251 ENG.; V-8 318 ENG.; V-8 383 ENG.			
		Pressure; W/4WD; W/O Snow Plow Pkg.	70933			Pressure	71304		
		Return; W/2WD	70935			Return		★40"	
		Return; W/2WD	✕70629	★30"	39859				
		Return; W/4WD	✕70551	★	39135				
ILLUSTRATIONS	V-8 400 ENG.								
		Pressure; W/2WD	70930						

* Cut From C.P.E. 3/8" I.D. Hose: 71350 (48"), 81352 (25').
 † Cut From S.A.E. 11/32" I.D. Hose: 80062 (12"), 80063 (24"), 80064 (36"), 81353 (25').
 ★ Cut From S.A.E. 3/8" I.D. Hose: 71224 (24"), 71236 (36"), 71206 (48"), 81206 (25'). May Also Use 3/8" C.P.E.
 ❖ Cut From S.A.E. 5/8" I.D. Hose: 71351 (36").
 □ Cut From 1/2" I.D. Suction Hose: 71296 (36"), 81354 (10').
 ❖ Cut From 5/8" I.D. Suction Hose: 71207 (42"), 81355 (10').
 * Cut From 3/4" I.D. Suction Hose: 71297 (36"), 81356 (10').
 ☆ See Page A14 For Pump or Gear Identification.

Ⓞ Two Required.
 Ⓟ Three Required.
 Ⓠ Four Required.
 ✕ Cut To Fit.
 Ⓢ Replaces Both Upper and Lower Hose.
 ▲ 252660 Adaptor Required For Some Models.
 ❖ See Page A6 For Installation Procedure.

Power Steering Hose for Light Trucks

Application	Assembly Number	Multi-Use Hose	End Fitting	Application	Assembly Number	Multi-Use Hose	End Fitting	
DODGE - Continued				DODGE - Continued				SYSTEM PUMP & GEAR IDENT.
DAKOTA				GRAND CARAVAN - Continued				
1995-1992				1995-1994 - Continued				
4-CYL. 2.5 L ENG.				V-6 3.0 L ENG. - Continued				
Pressure	91643			Return			★13"	
Return		†16"		V-6 3.3 L ENG.; V-6 3.8 L ENG.				
				Pressure; W/AWD	91734			
V-6 3.9 L ENG.				Pressure; W/FWD	91675			
Pressure; W/2WD	80069			Reservoir		♣11"		
Pressure; W/4WD	71816			Return; W/AWD		★16"		
Return; W/O Cooler		†20"		Return; W/FWD		★12"		
Return - Cooler To Pump		†14"						
Return - Gear To Cooler; W/2WD		†19"		1993-1992				
Return - Gear To Cooler; W/4WD		†14"		V-6 3.0 L ENG.				
				Pressure	91644		★13"	
V-8 5.2 L ENG.				Return				
Pressure; W/2WD	80069			V-6 3.3 L ENG.				
Pressure; W/4WD	71817			Pressure; W/AWD	91734			
Return; W/2WD; W/O Cooler		†22"		Pressure; W/FWD	91675			
Return; W/4WD; W/O Cooler		†19"		Reservoir		♣11"		
Return - Cooler To Pump; W/2WD		†16"		Return; W/AWD		★16"		
Return - Cooler To Pump; W/4WD		†14"		Return; W/FWD		★12"		
Return - Gear To Cooler; W/2WD		†21"						
Return - Gear To Cooler; W/4WD		†14"		1991				
				V-6 3.3 L ENG.				
1991				Pressure; W/AWD	91734			
4-CYL. 2.5 L ENG.				Pressure; W/FWD	91675			
Pressure	91643		†16"	Reservoir		♣11"		
Return				Return; W/AWD		★16"		
V-6 3.9 L ENG.				Return; W/FWD		★12"		
Pressure; W/2WD	71397							
Pressure; W/4WD	71398			1990				
Return		†20"		V-6 3.3 L ENG.				
V-8 5.2 L ENG.				Pressure	91675			
Pressure; W/2WD	80272			Reservoir		♣11"		
Pressure; W/4WD	71815			Return		★12"		
Return; W/2WD		†21"						
Return; W/4WD		†18"		1989-1988				
				4-CYL. 2.5 L ENG.				
1990-1989				Pressure	91650		★10"	
4-CYL. 2.5 L ENG.				Return				
Pressure	91643		†16"	V-6 3.0 L ENG.				
Return				Pressure	91644		★13"	
V-6 3.9 L ENG.				Return				
Pressure; W/2WD	71397							
Pressure; W/4WD	71398			1987				
Return		†17"		4-CYL. 2.2 L ENG.				
V-8 5.2 L ENG.				Pressure	91476		★10"	
Pressure; W/4WD	71398			Return				
Return		†17"		4-CYL. 2.5 L ENG.				
				Pressure	91650		★10"	
1988-1987				Return				
4-CYL. 2.2 L ENG.				V-6 3.0 L ENG.				
Pressure	91643		†16"	Pressure	91644		★13"	
Return				Return				
V-6 3.9 L ENG.								
Pressure; W/2WD	71397			M SERIES MOTOR HOME				
Pressure; W/4WD	71398			1980				
Return		†17"		V-8 5.9 L ENG.				
				Pressure - Hydroboost To Gear; M600..	71124			
GRAND CARAVAN				Return - Gear To Return Tee; M600		★		
1995-1994				Return - Hydroboost To Return Tee		★		
V-6 3.0 L ENG.				Return - Return Tee To Pump		★		
Pressure	91644							

* Cut From C.P.E. 3/8" I.D. Hose: 71350 (48"), 81352 (25").
 † Cut From S.A.E. 1 1/32" I.D. Hose: 80062 (12"), 80063 (24"), 80064 (36"), 81353 (25").
 ★ Cut From S.A.E. 3/8" I.D. Hose: 71224 (24"), 71236 (36"), 71206 (48"), 81206 (25"). May Also Use 3/8" C.P.E.
 ♣ Cut From S.A.E. 5/8" I.D. Hose: 71351 (36").
 □ Cut From 1/2" I.D. Suction Hose: 71296 (36"), 81354 (10').
 ♠ Cut From 5/8" I.D. Suction Hose: 71207 (42"), 81355 (10').
 * Cut From 3/4" I.D. Suction Hose: 71297 (36"), 81356 (10').
 ☆ See Page A14 For Pump or Gear Identification.

② Two Required.
 ③ Three Required.
 ④ Four Required.
 < Cut To Fit.
 * Replaces Both Upper and Lower Hose.
 ▲ 252660 Adaptor Required For Some Models.
 ♣ See Page A6 For Installation Procedure.

SYSTEM PUMP & GEAR IDENT.

SYSTEM & COMPONENT IDENT.

PASS. CARS

LIGHT TRUCKS

MEDIUM/HEAVY TRUCKS

BUSES

HOSE NUMERICAL

REPAIR KITS

KIT NUMERICAL

ILLUSTRATIONS

Power Steering Hose for Light Trucks

	Application	Assembly Number	Multi-Use Hose	End Fitting		Application	Assembly Number	Multi-Use Hose	End Fitting
SYSTEM PUMP & GEAR IDENT.	DODGE - Continued					DODGE - Continued			
	M SERIES MOTOR HOME - Continued					M SERIES MOTOR HOME - Continued			
	1979-1977					1976 - Continued			
	V-8 360 ENG.					V-8 440 ENG. - Continued			
	Pressure; Conventional System.....	71046			Return - Return Tee To Pump; Hydro-boost System			★	
SYSTEM & COMPONENT IDENT.	Pressure - Hydroboost To Gear; Hydro-boost System; M300; M400; M500	91465							
	Pressure - Pump To Hydroboost; Hydroboost System	91463			1975				
	Return; Conventional System		★		V-8 318 ENG.; V-8 360 ENG.; V-8 440 ENG.				
	Return - Gear To Return Tee; Hydro-boost System; M600		★		Pressure; W/3 Ft. Pressure Hose	71046			
	Return - Hydroboost To Return Tee; Hydroboost System		★		Return; W/3 Ft. Pressure Hose			★	
PASS. CARS	Return - Return Tee To Pump; Hydro-boost System		★		1973				
	V-8 440 ENG.				V-8 318 ENG.; V-8 360 ENG.; V-8 413 ENG.; V-8 440 ENG.				
	Pressure; Conventional System.....	71046			Pressure; W/2 Ft. Pressure Hose	71058			
	Pressure - Hydroboost To Gear; Hydro-boost System; M300; M400; M500	91465			Pressure; W/3 Ft. Pressure Hose	71046			
	Pressure - Pump To Hydroboost; Hydroboost System	91459			Reservoir; W/2 Ft. Pressure Hose			❖	
LIGHT TRUCKS	Return; Conventional System		★		Return; W/2, 3 Ft. Pressure Hose.....			★	
	Return - Gear To Return Tee; Hydro-boost System; M300; M400; M500		★		1972-1970				
	Return - Gear To Return Tee; Hydro-boost System; M600.....		★		V-8 318 ENG.; V-8 413 ENG.				
	Return - Hydroboost To Return Tee; Hydroboost System		★		Pressure; W/2 Ft. Pressure Hose	71058			
	Return - Return Tee To Pump; Hydro-boost System		★		Reservoir; W/2 Ft. Pressure Hose			❖	
MEDIUM/HEAVY TRUCKS	1976				Return; W/2 Ft. Pressure Hose			★	
	V-8 318 ENG.				1969				
	Pressure; W/3 Ft. Pressure Hose	71046			V-8 318 ENG.; V-8 413 ENG.				
	Return; W/3 Ft. Pressure Hose		★		Pressure	71300			
	V-8 360 ENG.				Reservoir			❖	
BUSES	Pressure; Conventional System; W/3 Ft. Pressure Hose.....	71046			Return			★	
	Pressure - Hydroboost To Gear; Hydro-boost System; M300; M400; M500	91465			MB SERIES VAN				
	Pressure - Pump To Hydroboost; Hydroboost System	91463			1980				
	Return; Conventional System; W/3 Ft. Pressure Hose		★		V-8 5.9 L ENG.				
	Return - Gear To Return Tee; Hydro-boost System; M600.....		★		Pressure - From Pump; Conventional System.....	71135			
	Return - Hydroboost To Return Tee; Hydroboost System		★		Pressure - Hydroboost To Gear; Hydro-boost System	91495			
	Return - Return Tee To Pump; Hydro-boost System		★		Pressure - Pump To Hydroboost; Hydroboost System	71135			
HOSE NUMERICAL	V-8 440 ENG.				Pressure - To Gear; Conventional System.....	80190			
	Pressure; Conventional System; W/3 Ft. Pressure Hose.....	71046			Reservoir; Conventional System.....			❖	
	Pressure - Hydroboost To Gear; Hydro-boost System; M300; M400; M500	91465			Return - Gear To Pump; Hydroboost System.....			★	
	Pressure - Pump To Hydroboost; Hydroboost System	91463			Return - Hydroboost To Pump; Hydro-boost System			★	
	Return; Conventional System; W/3 Ft. Pressure Hose		★		Return - To Pump; Conventional System.....			★32"	
	Return - Gear To Return Tee; Hydro-boost System; M600.....		★		1979				
	Return - Hydroboost To Return Tee; Hydroboost System		★		V-8 360 ENG.; V-8 440 ENG.				
REPAIR KITS	V-8 440 ENG.				Pressure - From Pump; Conventional System.....	71134			
	Pressure; Conventional System; W/3 Ft. Pressure Hose.....	71046			Pressure - To Gear; Conventional System.....	80190			
	Pressure - Hydroboost To Gear; Hydro-boost System; M300; M400; M500	91465			Return - Gear To Pump; Hydroboost System.....			★	
	Pressure - Pump To Hydroboost; Hydroboost System	91459			Return - Hydroboost To Pump; Hydro-boost System			★	
	Return; Conventional System; W/3 Ft. Pressure Hose		★		Return - To Pump; Conventional System.....			★24"	
	Return - Gear To Return Tee; Hydro-boost System; M300; M400; M500		★						
	Return - Gear To Return Tee; Hydro-boost System; M600.....		★						
	Return - Hydroboost To Return Tee; Hydroboost System		★						
ILLUSTRATIONS	* Cut From C.P.E. 3/8" I.D. Hose: 71350 (48"), 81352 (25"). † Cut From S.A.E. 11/32" I.D. Hose: 80062 (12"), 80063 (24"), 80064 (36"), 81353 (25"). ★ Cut From S.A.E. 3/8" I.D. Hose: 71224 (24"), 71236 (36"), 71206 (48"), 81206 (25"). May Also Use 3/8" C.P.E. ❖ Cut From S.A.E. 5/8" I.D. Hose: 71351 (36"). □ Cut From 1/2" I.D. Suction Hose: 71296 (36"), 81354 (10'). ❖ Cut From 5/8" I.D. Suction Hose: 71207 (42"), 81355 (10'). * Cut From 3/4" I.D. Suction Hose: 71297 (36"), 81356 (10'). ☆ See Page A14 For Pump or Gear Identification.				② Two Required. ③ Three Required. ④ Four Required. ≍ Cut To Fit. ❖ Replaces Both Upper and Lower Hose. ▲ 252660 Adaptor Required For Some Models. ❖ See Page A6 For Installation Procedure.				

Power Steering Hose for Light Trucks

Application	Assembly Number	Multi-Use Hose	End Fitting	Application	Assembly Number	Multi-Use Hose	End Fitting	
DODGE - Continued				DODGE - Continued				SYSTEM PUMP & GEAR IDENT.
MB SERIES VAN - Continued				RAIDER - Continued				
1978				1989 - Continued				SYSTEM & COMPONENT IDENT.
V-8 400 ENG.; V-8 440 ENG.				4-CYL. 2.6 L ENG. - Continued				
Pressure	70940			Return		★21"		
Return		★26"		V-6 3.0 L ENG.				
1977				Return		★22"		
V-8 400 ENG.; V-8 440 ENG.				1988-1987				PASS. CARS
Pressure	71036			4-CYL. 2.6 L ENG.				
Return		★36"		Pressure	91753			
1976				Return		★21"		
V-8 400 ENG.; V-8 440 ENG.				RAM 50 PICKUP				LIGHT TRUCKS
Pressure	70934			1993-1992				
Return		★30"		4-CYL. 2.4 L ENG.				
1975-1974				Pressure; W/2WD	71389			
V-8 360 ENG.; V-8 440 ENG.				Pressure; W/4WD	71866			
Pressure	70934			Return; W/2WD	91909			
Return		★36"		Return - Pipe To Reservoir; W/2WD		★20"		
MINI RAM VAN				1991-1990				MEDIUM/HEAVY TRUCKS
1988				4-CYL. 2.4 L ENG.				
4-CYL. 2.5 L ENG.				Pressure; W/2WD	71389			
Pressure	91650			Pressure; W/4WD	71866			
Return		★10"		Return; W/2WD	91909			
V-6 3.0 L ENG.				Return - Pipe To Reservoir; W/2WD		★20"		
Pressure	91644			1989-1987				
Return		★13"		4-CYL. 2.0 L ENG.				
1987				Pressure - From Pump; W/O Pressure				
4-CYL. 2.2 L ENG.				Tube	71389			
Pressure	91476			Pressure - Pump To Gear; W/Pressure				
Return		★10"		Tube; W/2WD	③91922			
4-CYL. 2.5 L ENG.; 4-CYL. 2.6 L ENG.				Pressure - Pump To Gear; W/Pressure				
Pressure	91650			Tube; W/4WD	③91923			
Return		★10"		Reservoir		□		
V-6 3.0 L ENG.				Return - Cooler To Reservoir		★15"		
Pressure	91644			4-CYL. 2.6 L ENG.				
Return		★13"		Pressure - Pump To Gear; W/Pressure				
1986				Tube; W/2WD	③91921			
4-CYL. 2.2 L ENG.				Pressure - Pump To Gear; W/Pressure				
Pressure	91476			Tube; W/4WD	③91923			
Return		★10"		Reservoir		□		
4-CYL. 2.6 L ENG.				Return - Cooler To Reservoir		★13"		
Pressure; Apr. 30 & Older	91476			Return - Gear To Cooler	91663			
Pressure; May 1 & Newer	91650			1986				
Return		★10"		4-CYL. 2.0 L ENG.				
1985-1984				Pressure	91627			
4-CYL. 2.2 L ENG.; 4-CYL. 2.6 L ENG.				Reservoir		□		
Pressure	91476			Return; W/2WD	③91617			
Return		★10"		Return; W/4WD	91617			
RAIDER				4-CYL. 2.6 L ENG.				
1989				Pressure; W/2WD	91626			
4-CYL. 2.6 L ENG.				Pressure - From Pump; W/O Pressure				
Pressure	91753			Tube; W/4WD	71388			
				Pressure - Pump To Gear; W/Pressure				
				Tube; W/4WD	③91918			
				Reservoir		□		
				Return; W/2WD	③91617			

* Cut From C.P.E. 3/8" I.D. Hose: 71350 (48"), 81352 (25").
 † Cut From S.A.E. 11/32" I.D. Hose: 80062 (12"), 80063 (24"), 80064 (36"), 81353 (25").
 ★ Cut From S.A.E. 3/8" I.D. Hose: 71224 (24"), 71236 (36"), 71206 (48"), 81206 (25"). May Also Use 3/8" C.P.E.
 ❖ Cut From S.A.E. 5/8" I.D. Hose: 71351 (36").
 □ Cut From 1/2" I.D. Suction Hose: 71296 (36"), 81354 (10').
 ❖ Cut From 5/8" I.D. Suction Hose: 71207 (42"), 81355 (10').
 * Cut From 3/4" I.D. Suction Hose: 71297 (36"), 81356 (10').
 ☆ See Page A14 For Pump or Gear Identification.

② Two Required.
 ③ Three Required.
 ④ Four Required.
 < Cut To Fit.
 * Replaces Both Upper and Lower Hose.
 ▲ 252660 Adaptor Required For Some Models.
 ❖ See Page A6 For Installation Procedure.

ILLUSTRATIONS

Power Steering Hose for Light Trucks

	Application	Assembly Number	Multi-Use Hose	End Fitting	Application	Assembly Number	Multi-Use Hose	End Fitting
SYSTEM PUMP & GEAR IDENT.	DODGE - Continued				DODGE - Continued			
SYSTEM & COMPONENT IDENT.	RAM 50 PICKUP - Continued				RAM SERIES PICKUP			
PASS. CARS	1985				1995-1994			
	4-CYL. 2.0 L ENG.				6-CYL. 5.9 L DIESEL ENG.			
	Pressure	91627			Pressure	80071		
	Reservoir		□		Return		†20"	39108
	Return; W/2WD	✕91617			V-6 3.9 L ENG.			
	Return; W/4WD	91617			Pressure	80070		
	4-CYL. 2.3 L DIESEL ENG.				Return		†20"	39108
	Reservoir		□		V-8 5.2 L ENG.; V-8 5.9 L ENG.			
	4-CYL. 2.6 L ENG.				Pressure	80070		
	Pressure; W/2WD	91626			Return; W/O Cooler		†15"	39108
	Pressure - From Pump; W/O Pressure Tube; W/4WD	71388			Return - Cooler To Pump		†22"	
	Pressure - Pump To Gear; W/Pressure Tube; W/4WD	⊗91918			Return - Gear To Cooler	80259	†20"	
	Reservoir		□		V-10 8.0 L ENG.			
	Return; W/2WD	✕91617			Pressure	80070		
	1984-1983				Return - Cooler To Pump		†19"	
LIGHT TRUCKS	4-CYL. 2.0 L ENG.				Return - Gear To Cooler		†20"	39108
	Pressure; W/2WD	91627			RAMCHARGER			
	Pressure - Pump To Gear; W/Pressure Tube; W/4WD	⊗91920			1993-1992			
	Reservoir		□		V-8 5.2 L ENG.			
	Return; W/2WD	✕91617			Pressure	71820		
	Return; W/4WD	91904			Return; W/O Cooler		†17"	
MEDIUM/HEAVY TRUCKS	4-CYL. 2.3 L DIESEL ENG.				Return - Cooler To Pump		†16"	
	Reservoir		□		Return - Gear To Cooler		†18"	
	4-CYL. 2.6 L ENG.				V-8 5.9 L ENG.			
	Pressure - From Pump; W/O Pressure Tube; W/4WD	71388			Pressure	71399		
	Pressure - Pump To Gear; W/Pressure Tube; W/4WD	⊗91918			Reservoir		✦	
	Reservoir		□		Return; W/O Cooler		†17"	
	Return; W/2WD	✕91617			Return - Cooler To Pump		†16"	
BUSES	1982				Return - Gear To Cooler		†18"	
	4-CYL. 2.0 L ENG.				1991			
	Pressure; W/2WD	91626			V-8 5.2 L ENG.			
	Reservoir; W/2WD		□		Pressure	71399		
	Return; W/2WD	✕91617			Return		†18"	
	4-CYL. 2.6 L ENG.				V-8 5.9 L ENG.			
	Pressure; W/2WD	91626			Pressure	71399		
	Pressure - From Pump; W/O Pressure Tube; W/4WD	71388			Reservoir		✦	
	Pressure - Pump To Gear; W/Pressure Tube; W/4WD	⊗91918			Return		†18"	
	Reservoir		□		1990-1988			
	Return; W/2WD	✕91617			V-8 5.2 L ENG.			
HOSE NUMERICAL	1981				Pressure	71234		
	4-CYL. 2.0 L ENG.				Return		†18"	
	Pressure; W/2WD	91626			V-8 5.9 L ENG.			
	Reservoir; W/2WD		□		Pressure	71399		
	Return; W/2WD	✕91617			Reservoir		✦	
	4-CYL. 2.6 L ENG.				Return		†18"	
	Pressure; W/2WD	91626			1987-1985			
	Pressure - From Pump; W/O Pressure Tube; W/4WD	71388			V-8 5.2 L ENG.			
	Pressure - Pump To Gear; W/Pressure Tube; W/4WD	⊗91918			Pressure	71234		
	Reservoir		□		Return		†18"	
	Return; W/2WD	✕91617			V-8 5.9 L ENG.			
REPAIR KITS	1981				Pressure	71399		
	4-CYL. 2.0 L ENG.				Reservoir		✦	
	Pressure; W/2WD	91626			Return		†18"	
	Reservoir; W/2WD		□		1987-1985			
	Return; W/2WD	✕91617			V-8 5.2 L ENG.			
	4-CYL. 2.6 L ENG.				Pressure	71234		
	Pressure; W/2WD	91626			Return		★18"	
	Pressure; W/4WD	71388			V-8 5.9 L ENG.			
	Reservoir		□		Pressure	71399		
	Return; W/2WD	✕91617			Reservoir		✦10"	
	1981				Return		★18"	
	4-CYL. 2.0 L ENG.							
	Pressure; W/2WD	91626						
	Reservoir; W/2WD		□					
	Return; W/2WD	✕91617						
	4-CYL. 2.6 L ENG.							
	Pressure; W/2WD	91626						
	Pressure; W/4WD	71388						
	Reservoir		□					
	Return; W/2WD	✕91617						
ILLUSTRATIONS								

* Cut From C.P.E. 3/8" I.D. Hose: 71350 (48"), 81352 (25").
 † Cut From S.A.E. 11/32" I.D. Hose: 80062 (12"), 80063 (24"), 80064 (36"), 81353 (25").
 ★ Cut From S.A.E. 3/8" I.D. Hose: 71224 (24"), 71236 (36"), 71206 (48"), 81206 (25"). May Also Use 3/8" C.P.E.
 ✦ Cut From S.A.E. 5/8" I.D. Hose: 71351 (36").
 □ Cut From 1/2" I.D. Suction Hose: 71296 (36"), 81354 (10').
 ✦ Cut From 5/8" I.D. Suction Hose: 71207 (42"), 81355 (10').
 ✦ Cut From 3/4" I.D. Suction Hose: 71297 (36"), 81356 (10').
 ☆ See Page A14 For Pump or Gear Identification.

⊗ Two Required.
 ⊗ Three Required.
 ⊗ Four Required.
 ✦ Cut To Fit.
 ✦ Replaces Both Upper and Lower Hose.
 ▲ 252660 Adaptor Required For Some Models.
 ✦ See Page A6 For Installation Procedure.

Power Steering Hose for Light Trucks

Application	Assembly Number	Multi-Use Hose	End Fitting	Application	Assembly Number	Multi-Use Hose	End Fitting	
DODGE - Continued				DODGE - Continued				SYSTEM PUMP & GEAR IDENT.
RAMCHARGER - Continued				RAMCHARGER - Continued				
1984				1978 - Continued				SYSTEM & COMPONENT IDENT.
V-8 5.2 L ENG.; V-8 5.9 L ENG.				V-8 400 ENG.; V-8 440 ENG. - Continued				
Pressure	71234			Pressure; W/Snow Plow Pkg.; W/4WD ..	71034			
Return		★13"		Return; W/2WD	☞70979	★18"	39135	
				Return; W/4WD	☞70551	★23"	39135	
1983				1977				PASS. CARS
V-8 5.2 L ENG.				6-CYL. 225 ENG.				
Pressure	71234			Pressure; W/2WD	70930			
Return		★13"		Return; W/2WD		★32"	39135	
				Return; W/4WD		★32"		
1982				V-8 318 ENG.; V-8 360 ENG.				LIGHT TRUCKS
V-8 5.2 L ENG.				V-8 400 ENG.; V-8 440 ENG.				
Pressure; Apr. 5 & Older	71133			Pressure; W/2WD	70930			
Pressure; Apr. 6 & Newer	71234			Pressure; W/4WD; W/O Snow Plow				
Return; Apr. 5 & Older		★17"		Pkg.	70933			
Return; Apr. 6 & Newer		★13"		Pressure; W/4WD; W/Snow Plow Pkg. ..	70935			
				Return; W/2WD		★32"	39859	
1981				V-8 400 ENG.; V-8 440 ENG.				MEDIUM/HEAVY TRUCKS
V-8 5.2 L ENG.; V-8 5.9 L ENG.				6-CYL. 225 ENG.; V-8 318 ENG.; V-8 360 ENG.; V-8 400 ENG.; V-8 440 ENG.				
Pressure	71133			Pressure; W/2WD	70930			
Return		★17"		Pressure; W/4WD; W/O Snow Plow				
				Pkg.	70933			
1980				6-CYL. 3.7 L ENG.				BUSES
V-8 5.2 L ENG.; V-8 5.9 L ENG.				6-CYL. 225 ENG.; V-8 318 ENG.; V-8 360 ENG.; V-8 440 ENG.				
Pressure	71151			Pressure; W/Snow Plow Pkg.; W/4WD ..	71034			
Return		★18"		Return; W/2WD	☞70979	★24"	39859	
				Return; W/4WD; W/O Snow Plow Pkg. .	☞70551	★18"	39135	
				Return; W/4WD; W/Snow Plow Pkg.	☞70551	★		
1979				1976				HOSE NUMERICAL
6-CYL. 225 ENG.				6-CYL. 225 ENG.; V-8 318 ENG.; V-8 360 ENG.; V-8 400 ENG.; V-8 440 ENG.				
Pressure; W/2WD	70930			Pressure; W/2WD	70930			
Pressure; W/4WD	71046			Return; W/2WD	☞70979	★24"	39859	
Return; W/2WD	☞70979	★18"	39135					
Return; W/4WD	☞70551	★23"	39135	1975				
V-8 318 ENG.; V-8 360 ENG.				6-CYL. 225 ENG.; V-8 318 ENG.; V-8 360 ENG.; V-8 440 ENG.				REPAIR KITS
V-8 400 ENG.; V-8 440 ENG.				6-CYL. 225 ENG.; V-8 318 ENG.; V-8 360 ENG.; V-8 400 ENG.; V-8 440 ENG.				
Pressure; W/2WD	70930			Pressure; W/2WD	70930			
Pressure; W/O Snow Plow Pkg.;				Return; W/2WD	☞70979	★24"	39859	
W/4WD	71048			1974				
Pressure; W/Snow Plow Pkg.; W/4WD ..	71053			6-CYL. 225 ENG.; V-8 318 ENG.; V-8 360 ENG.; V-8 400 ENG.; V-8 440 ENG.				
Return; W/2WD	☞70979	★18"	39135	Pressure; W/2WD	70930			
Return; W/4WD	☞70551	★23"	39135	Return; W/2WD	☞70979	★24"	39859	
1978				RAMPAGE				KIT NUMERICAL
6-CYL. 225 ENG.				1984-1982				
Pressure; W/2WD	70930			4-CYL. 2.2 L ENG.				
Pressure; W/4WD	71046			Pressure	91476			
Return; W/2WD	☞70979	★18"	39135	Return		★10"		
Return; W/4WD	☞70551	★23"	39135	RM SERIES MOTOR HOME				
V-8 318 ENG.; V-8 360 ENG.				1974				ILLUSTRATIONS
V-8 400 ENG.; V-8 440 ENG.				V-8 318 ENG.; V-8 360 ENG.; V-8 413 ENG.; V-8 440 ENG.				
Pressure; W/2WD	70930			Pressure; W/3 Ft. Pressure Hose	71046			
Pressure; W/O Snow Plow Pkg.;				Return; W/3 Ft. Pressure Hose		★		
W/4WD	71048							

* Cut From C.P.E. 3/8" I.D. Hose: 71350 (48"), 81352 (25").
 † Cut From S.A.E. 11/32" I.D. Hose: 80062 (12"), 80063 (24"), 80064 (36"), 81353 (25").
 ★ Cut From S.A.E. 3/8" I.D. Hose: 71224 (24"), 71236 (36"), 71206 (48"), 81206 (25"). May Also Use 3/8" C.P.E.
 ❖ Cut From S.A.E. 5/8" I.D. Hose: 71351 (36").
 □ Cut From 1/2" I.D. Suction Hose: 71296 (36"), 81354 (10').
 ❖ Cut From 5/8" I.D. Suction Hose: 71207 (42"), 81355 (10').
 * Cut From 3/4" I.D. Suction Hose: 71297 (36"), 81356 (10').
 ☆ See Page A14 For Pump or Gear Identification.

② Two Required.
 ③ Three Required.
 ④ Four Required.
 ☞ Cut To Fit.
 * Replaces Both Upper and Lower Hose.
 ▲ 252660 Adaptor Required For Some Models.
 ❖ See Page A6 For Installation Procedure.

Power Steering Hose for Light Trucks

	Application	Assembly Number	Multi-Use Hose	End Fitting	Application	Assembly Number	Multi-Use Hose	End Fitting
SYSTEM PUMP & GEAR IDENT.	DODGE - Continued				FORD - Continued			
SYSTEM & COMPONENT IDENT.	RM SERIES MOTOR HOME - Continued				AEROSTAR - Continued			
PASS. CARS	1973				1992 - Continued			
	V-8 318 ENG.; V-8 360 ENG.; V-8 413 ENG.; V-8 440 ENG.				V-6 4.0 L ENG. - Continued			
	Pressure; W/2 Ft. Pressure Hose	71058			Return - Pipe To Pump; W/Cooler;			
	Pressure; W/3 Ft. Pressure Hose	71046			W/4WD; Lower	80084		
	Reservoir; W/2 Ft. Pressure Hose		✦					
	Return; W/2, 3 Ft. Pressure Hose		★					
LIGHT TRUCKS	FORD				1991			
	AEROSTAR				V-6 3.0 L ENG.			
	1995-1994				Pressure			
	V-6 3.0 L ENG.				Return			
	Pressure	91695				91695		
	Return	80082				80082		
	V-6 4.0 L ENG.				V-6 4.0 L ENG.			
	Pressure; W/2WD	91695			Pressure; W/2WD	91964		
	Pressure; W/4WD; W/26 1/2" Hose	71844			Pressure; W/4WD; W/26 1/2" Hose	71844		
	Pressure; W/4WD; W/52" Hose	92067			Pressure; W/4WD; W/52" Hose	92067		
	Return; W/Cooler; W/4WD; Upper		★14"		Return; W/Cooler; W/4WD; Upper		★14"	
	Return - Cooler To Pipe; W/4WD		★12"		Return - Cooler To Pipe; W/4WD		★12"	
	Return - Gear To Cooler; W/2WD		✦★12"		Return - Gear To Cooler; W/2WD		✦★12"	
	Return - Gear To Cooler; W/4WD	80083			Return - Gear To Cooler; W/4WD	80083		
	Return - Pipe To Pump; W/Cooler;				Return - Pipe To Pump; W/Cooler;			
	W/2WD		★14"		W/2WD		★14"	
	Return - Pipe To Pump; W/Cooler;				Return - Pipe To Pump; W/Cooler;			
	W/4WD; Lower	80084			W/4WD; Lower	80084		
MEDIUM/HEAVY TRUCKS	1993				1990			
	V-6 3.0 L ENG.				V-6 3.0 L ENG.			
	Pressure; Feb. 1 & Newer; W/79 3/4"				Pressure	91695		
	Hose	91695			Return	80145		
	Pressure; Jan. 31 & Older; W/27 1/4"				V-6 4.0 L ENG.			
	Hose	71843			Pressure; W/2WD	91695		
	Return	80082			Pressure; W/4WD; W/26 1/2" Hose	71844		
BUSES	V-6 4.0 L ENG.				Pressure; W/4WD; W/52" Hose			
	Pressure; W/2WD	91695			Return; W/Cooler; W/4WD; Upper		★14"	
	Pressure; W/4WD; W/26 1/2" Hose	71844			Return - Cooler To Pipe; W/4WD		★12"	
	Pressure; W/4WD; W/52" Hose	92067			Return - Gear To Cooler; W/2WD		✦★12"	
	Return; W/Cooler; W/4WD; Upper		★14"		Return - Gear To Cooler; W/4WD	80083		
	Return - Cooler To Pipe; W/4WD		★12"		Return - Pipe To Pump; W/Cooler;			
	Return - Gear To Cooler; W/2WD		✦★12"		W/2WD		★14"	
	Return - Gear To Cooler; W/4WD	80083			Return - Pipe To Pump; W/Cooler;			
	Return - Pipe To Pump; W/Cooler;				W/4WD; Lower	80084		
	W/2WD		★14"					
	Return - Pipe To Pump; W/Cooler;				1989-1988			
	W/4WD; Lower	80084			V-6 3.0 L ENG.			
HOSE NUMERICAL	1992				Pressure			
	V-6 3.0 L ENG.				Return			
	Pressure; W/27 1/4" Hose	71843				91661		★10"
	Pressure; W/79 3/4" Hose	91695						
	Return	80082			1987			
REPAIR KITS	V-6 4.0 L ENG.				4-CYL. 2.3 L ENG.			
	Pressure; W/2WD	91964			Pressure	70435		★12"
	Pressure; W/4WD; W/26 1/2" Hose	71844			Return			
	Pressure; W/4WD; W/52" Hose	92067			V-6 3.0 L ENG.			
	Return; W/Cooler; W/4WD; Upper		★14"		Pressure; Dec. 1 & Newer	91661		
	Return - Cooler To Pipe; W/4WD		★12"		Pressure; Nov. 30 & Older	70427		★10"
	Return - Gear To Cooler; W/2WD		✦★12"		Return			
	Return - Gear To Cooler; W/4WD	80083			1986			
	Return - Pipe To Pump; W/Cooler;				4-CYL. 2.3 L ENG.			
	W/2WD		★14"		Pressure	70435		★12"
	Return - Pipe To Pump; W/Cooler;				Return			
	W/4WD; Lower	80084			V-6 2.8 L ENG.			
KIT NUMERICAL	1992				Pressure			
	V-6 3.0 L ENG.				Return			
	Pressure; W/27 1/4" Hose	71843				70436		★10"
	Pressure; W/79 3/4" Hose	91695						
	Return	80082			V-6 3.0 L ENG.			
	V-6 4.0 L ENG.				Pressure			
	Pressure; W/2WD	91964			Return	70427		★10"
	Pressure; W/4WD; W/26 1/2" Hose	71844						
	Pressure; W/4WD; W/52" Hose	92067			ILLUSTRATIONS			
	Return; W/Cooler; W/4WD; Upper		★14"		* Cut From C.P.E. 3/8" I.D. Hose: 71350 (48"), 81352 (25').			
	Return - Cooler To Pipe; W/4WD		★12"		† Cut From S.A.E. 11/32" I.D. Hose: 80062 (12"), 80063 (24"), 80064 (36"), 81353 (25').			
	Return - Gear To Cooler; W/2WD		✦★12"		★ Cut From S.A.E. 3/8" I.D. Hose: 71224 (24"), 71236 (36"), 71206 (48"), 81206 (25'). May Also Use 3/8" C.P.E.			
	Return - Gear To Cooler; W/4WD	80083			✦ Cut From S.A.E. 5/8" I.D. Hose: 71351 (36').			
	Return - Pipe To Pump; W/Cooler;				□ Cut From 1/2" I.D. Suction Hose: 71296 (36"), 81354 (10').			
	W/2WD		★14"		✦ Cut From 5/8" I.D. Suction Hose: 71207 (42"), 81355 (10').			
	Return - Pipe To Pump; W/Cooler;				✦ Cut From 3/4" I.D. Suction Hose: 71297 (36"), 81356 (10').			
	W/4WD; Lower	80084			☆ See Page A14 For Pump or Gear Identification.			

- Ⓜ Two Required.
- Ⓝ Three Required.
- Ⓞ Four Required.
- ✦ Cut To Fit.
- ⊕ Replaces Both Upper and Lower Hose.
- ▲ 252660 Adaptor Required For Some Models.
- ✦ See Page A6 For Installation Procedure.

Power Steering Hose for Light Trucks

Application	Assembly Number	Multi-Use Hose	End Fitting	Application	Assembly Number	Multi-Use Hose	End Fitting	
FORD - Continued				FORD - Continued				SYSTEM PUMP & GEAR IDENT.
BRONCO				BRONCO - Continued				
1995-1993				1986				SYSTEM & COMPONENT IDENT.
V-8 5.0 L ENG.; V-8 5.8 L ENG.				6-CYL. 4.9 L ENG.				
Pressure	71851			Pressure	71079			
Return	91846			Return		★12"		
1992				V-6 2.9 L ENG.				PASS. CARS
6-CYL. 4.9 L ENG.				V-8 5.0 L ENG.; V-8 5.8 L ENG.				
Pressure	71850			Pressure	71244		★10"	
Return	91844			Return				
V-8 5.0 L ENG.				1985				LIGHT TRUCKS
Pressure	71424			4-CYL. 2.3 L DIESEL ENG.				
Return	91846			Pressure	71277			
V-8 5.8 L ENG.				6-CYL. 4.9 L ENG.				MEDIUM/HEAVY TRUCKS
Pressure	71555			Pressure	71079		★12"	
Return	91846			Return		✦	★14"	
1991				V-6 2.8 L ENG.				BUSES
6-CYL. 4.9 L ENG.				V-8 5.0 L ENG.; V-8 5.8 L ENG.				
Pressure; W/Electrical Switch Port.....	71424			Pressure	71079		★12"	
Pressure; W/O Electrical Switch Port.....	71850			Return				
Return	91844			1984				HOSE NUMERICAL
V-8 5.0 L ENG.				6-CYL. 4.9 L ENG.				
Pressure	71424			Pressure	71079		★12"	
Return	91846			Return				
V-8 5.8 L ENG.				V-6 2.8 L ENG.				REPAIR KITS
Pressure	71555			Pressure	71244		★8"	
Return	91846			Return				
1990				V-8 5.0 L ENG.; V-8 5.8 L ENG.				KIT NUMERICAL
6-CYL. 4.9 L ENG.				1983-1980				
Pressure; W/Electrical Switch Port.....	71424			6-CYL. 4.9 L ENG.; V-8 5.0 L ENG.; V-8 5.8 L ENG.				
Pressure; W/O Electrical Switch Port.....	71850			Pressure	71079		★12"	
Return	91844			Return				
V-6 2.9 L ENG.				1979-1978				ILLUSTRATIONS
Pressure	71878			V-8 351 ENG.; V-8 400 ENG.				
Return	71291			Pressure	71037		★14"	
V-8 5.0 L ENG.				1977-1975				
Pressure	71424			V-8 302 ENG.				
Return	91846			Pressure	70986			
V-8 5.8 L ENG.				1974-1973				
Pressure	71555			6-CYL. 200 ENG.				
Return	91846			Pressure	70986			
1989-1987				V-8 302 ENG.				
6-CYL. 4.9 L ENG.				Pressure				
Pressure	70426			Pressure	70986			
Return		★10"		Return	70643		★	
V-6 2.9 L ENG.				Return				
Pressure	71244			Pressure	70986			
Return		★10"		Return	70643		★	
V-8 5.0 L ENG.				Return				
Pressure	70426			Pressure	70986			
Return		★12"		Return	70643		★	
V-8 5.8 L ENG.				Return				
Pressure	71079			Pressure	70986			
Return		★12"		Return	70643		★	

* Cut From C.P.E. 3/8" I.D. Hose: 71350 (48"), 81352 (25").
 † Cut From S.A.E. 11/32" I.D. Hose: 80062 (12"), 80063 (24"), 80064 (36"), 81353 (25").
 ★ Cut From S.A.E. 3/8" I.D. Hose: 71224 (24"), 71236 (36"), 71206 (48"), 81206 (25"). May Also Use 3/8" C.P.E.
 ✦ Cut From S.A.E. 5/8" I.D. Hose: 71351 (36").
 □ Cut From 1/2" I.D. Suction Hose: 71296 (36"), 81354 (10').
 ✧ Cut From 5/8" I.D. Suction Hose: 71207 (42"), 81355 (10').
 ✨ Cut From 3/4" I.D. Suction Hose: 71297 (36"), 81356 (10').
 ☆ See Page A14 For Pump or Gear Identification.

② Two Required.
 ③ Three Required.
 ④ Four Required.
 ✧ Cut To Fit.
 ✨ Replaces Both Upper and Lower Hose.
 ▲ 252660 Adaptor Required For Some Models.
 ✦ See Page A6 For Installation Procedure.

Power Steering Hose for Light Trucks

	Application	Assembly Number	Multi-Use Hose	End Fitting	Application	Assembly Number	Multi-Use Hose	End Fitting
SYSTEM PUMP & GEAR IDENT.	FORD - Continued				FORD - Continued			
SYSTEM & COMPONENT IDENT.	BRONCO - Continued				E SERIES VAN - Continued			
PASS. CARS	1972				1993 - Continued			
	6-CYL. 170 ENG.				V-8 7.5 L ENG.			
	Pressure	70986			Pressure	71849		
	Return	70643	★		Return	80090	★10"	
	V-8 302 ENG.				1992			
	Pressure	70986			6-CYL. 4.9 L ENG.			
	Return	✕80156	★	39135	Pressure	70429		
	E SERIES VAN				Return	80089	★16"	
LIGHT TRUCKS	1995				V-8 5.0 L ENG.			
	6-CYL. 4.9 L ENG.				Pressure			
	Pressure	70429			Return	71846		
	Return	80089			V-8 5.8 L ENG.			
	V-8 5.0 L ENG.; V-8 5.8 L ENG.				Pressure	71202		
	Pressure	71202			Return	80090	★10"	
	Return	80090			V-8 7.3 L DIESEL ENG.			
	V-8 7.3 L DIESEL ENG.				Pressure; Feb. 28 & Older	71847		
	Pressure	80088			Pressure; Mar. 1 & Newer	80087		
	Return - Cooler To Pump		★16"		Return; Feb. 1 & Newer	80091		
	Return - Gear To Cooler	80091			Return; Jan. 31 & Older	80090		
	V-8 7.5 L ENG.				V-8 7.5 L ENG.			
	Pressure	71849			Pressure; Jun. 1 & Newer	71849		
	Return - Cooler To Pump		★21"		Pressure; May 31 & Older	70425		
	Return - Gear To Cooler	80091			Return	80090	★10"	
MEDIUM/HEAVY TRUCKS	1994				1991			
	6-CYL. 4.9 L ENG.				6-CYL. 4.9 L ENG.			
	Pressure	70429			Pressure	70429		
	Return; Jul. 1 & Newer	80089			Return	80089	★15"	
	Return; Jun. 30 & Older		★15"		V-8 5.0 L ENG.			
	V-8 5.0 L ENG.				Pressure	71420		
	Pressure	71846			Return	80090	★10"	
	Return	80090	★10"		V-8 5.8 L ENG.			
BUSES	V-8 5.8 L ENG.				Pressure	71202		
	Pressure	71202			Return	80090	★10"	
	Return	80090	★10"		V-8 7.3 L DIESEL ENG.			
	V-8 7.3 L DIESEL ENG.				Pressure	71847		
	Pressure; Apr. 30 & Older	80087			Return	80090	★10"	
	Pressure; May 1 & Newer	80088			V-8 7.5 L ENG.			
	Return - From Gear	80091			Pressure	70425		
	Return - To Pump; W/Hydroboost		★16"		Return	80090	★10"	
HOSE NUMERICAL	V-8 7.5 L ENG.				1990			
	Pressure	71849			6-CYL. 4.9 L ENG.			
	Return - From Gear	80091			Pressure	70429		
	Return - To Pump; W/Hydroboost		★21"		Return	80089	★15"	
REPAIR KITS	1993				V-8 5.0 L ENG.			
	6-CYL. 4.9 L ENG.				Pressure	71420		
	Pressure	70429			Return	80090	★10"	
	Return	80089	★16"		V-8 5.8 L ENG.			
	V-8 5.0 L ENG.				Pressure	71202		
	Pressure	71846			Return	80090	★10"	
	Return	80090	★10"		V-8 7.3 L DIESEL ENG.			
	V-8 5.8 L ENG.				Pressure; Nov. 1 & Newer	71847		
	Pressure	71202			Pressure; Oct. 31 & Older	71202		
	Return	80090	★10"		Return	80090	★10"	
KIT NUMERICAL	V-8 7.3 L DIESEL ENG.				V-8 7.5 L ENG.			
	Pressure	80087			Pressure	70425		
	Return	80091			Return	80090	★10"	

* Cut From C.P.E. 3/8" I.D. Hose: 71350 (48"), 81352 (25").
 † Cut From S.A.E. 11/32" I.D. Hose: 80062 (12"), 80063 (24"), 80064 (36"), 81353 (25").
 ★ Cut From S.A.E. 3/8" I.D. Hose: 71224 (24"), 71236 (36"), 71206 (48"), 81206 (25"). May Also Use 3/8" C.P.E.
 ♣ Cut From S.A.E. 5/8" I.D. Hose: 71351 (36").
 □ Cut From 1/2" I.D. Suction Hose: 71296 (36"), 81354 (10').
 ✦ Cut From 5/8" I.D. Suction Hose: 71207 (42"), 81355 (10').
 ✧ Cut From 3/4" I.D. Suction Hose: 71297 (36"), 81356 (10').
 ☆ See Page A14 For Pump or Gear Identification.

② Two Required.
 ③ Three Required.
 ④ Four Required.
 ✧ Cut To Fit.
 ♣ Replaces Both Upper and Lower Hose.
 ▲ 252660 Adaptor Required For Some Models.
 ✦ See Page A6 For Installation Procedure.

Power Steering Hose for Light Trucks

Application	Assembly Number	Multi-Use Hose	End Fitting	Application	Assembly Number	Multi-Use Hose	End Fitting
FORD - Continued				FORD - Continued			
E SERIES VAN - Continued				E SERIES VAN - Continued			
1989-1988				1978 - Continued			
6-CYL. 4.9 L ENG.				6-CYL. 300 ENG.; V-8 351 ENG.; V-8 460 ENG. - Continued			
Pressure	70429			Return		★14"	
Return		★15"					
V-8 5.0 L ENG.				1977			
Pressure	71420			6-CYL. 300 ENG.; V-8 351 ENG.; V-8 460 ENG.			
Return		★10"		Pressure; Ser. No. 84,999 & Before	91573		
V-8 5.8 L ENG.; V-8 7.3 L DIESEL ENG.				Pressure; Ser. No. 85,000 & After	71200		
Pressure	71202			Return		★14"	
Return		★10"		1976			
V-8 7.5 L ENG.				6-CYL. 300 ENG.; V-8 351 ENG.; V-8 460 ENG.			
Pressure	70425			Pressure	91573		
Return		★10"		Return		★14"	
1987				1975			
6-CYL. 4.9 L ENG.				6-CYL. 300 ENG.; V-8 351 ENG.; V-8 460 ENG.			
Pressure	70429			Pressure	91573		
Return		★15"		Return		★	
V-8 5.0 L ENG.; V-8 5.8 L ENG.				1974-1972			
Pressure	71420			6-CYL. 240 ENG.; 6-CYL. 300 ENG.; V-8 302 ENG.			
Return		★10"		Cyl. - Left Turn	70964		
V-8 6.9 L DIESEL ENG.				Cyl. - Right Turn	70965		
Pressure	71202			Pressure	91572		
Return		★10"		Return	91874		
V-8 7.5 L ENG.				1971			
Pressure; W/Carb.; Feb. 1 & Newer	71202			6-CYL. 170 ENG.; 6-CYL. 240 ENG.; V-8 302 ENG.			
Pressure; W/Carb.; Jan. 31 & Older	71420			Cyl. - Left Turn	70964		
Pressure; W/Fuel Inj.	70425			Cyl. - Right Turn	70965		
Return		★10"		Pressure	91572		
1986-1983				Return	91874		
6-CYL. 4.9 L ENG.; V-8 5.0 L ENG.; V-8 5.8 L ENG.; V-8 6.9 L DIESEL ENG.; V-8 7.5 L ENG.				EXPLORER			
Pressure	71202			1995			
Return		★10"		V-6 4.0 L ENG.			
1982				Pressure	80086		
6-CYL. 4.9 L ENG.; V-8 5.0 L ENG.; V-8 5.8 L ENG.; V-8 6.6 L ENG.; V-8 7.5 L ENG.				Return - Cooler To Pump		★13"	
Pressure; W/Ford Stg. Gear; ☆P	71202			1994-1991			
Pressure; W/Saginaw Stg. Gear; ☆N	71201			V-6 4.0 L ENG.			
Return; W/Ford Stg. Gear; ☆P		★10"		Pressure	71878		
Return; W/Saginaw Stg. Gear; ☆N		★14"		Return	80085		
1981-1980				F SERIES PICKUP			
6-CYL. 4.9 L ENG.; V-8 5.0 L ENG.; V-8 5.8 L ENG.; V-8 6.6 L ENG.; V-8 7.5 L ENG.				1995			
Pressure	71201			6-CYL. 4.9 L ENG.			
Return	≧70551	★14"	39135	Pressure	91743		
1979				Return; W/O Trlr. Tow. Pkg.	91845		
6-CYL. 300 ENG.; V-8 302 ENG.; V-8 351 ENG.; V-8 460 ENG.				Return; W/Trlr. Tow. Pkg.	91844		
Pressure	71200			V-8 5.0 L ENG.; V-8 5.8 L ENG.			
Return		★14"		Pressure	71851		
1978				Return; W/O Trlr. Tow. Pkg.	91847		
6-CYL. 300 ENG.; V-8 351 ENG.; V-8 460 ENG.				Return; W/Trlr. Tow. Pkg.	91846		
Pressure	71200			V-8 7.3 L DIESEL ENG.			
				Pressure; Conventional System	91744		
				Pressure - Hydroboost To Gear; Hydroboost System; W/F53 Stripped Chassis	71854		

SYSTEM PUMP & GEAR IDENT.
SYSTEM & COMPONENT IDENT.
PASS. CARS
LIGHT TRUCKS
MEDIUM/HEAVY TRUCKS
BUSES
HOSE NUMERICAL
REPAIR KITS
KIT NUMERICAL
ILLUSTRATIONS

* Cut From C.P.E. 3/8" I.D. Hose: 71350 (48"), 81352 (25").
 † Cut From S.A.E. 11/32" I.D. Hose: 80062 (12"), 80063 (24"), 80064 (36"), 81353 (25").
 ★ Cut From S.A.E. 3/8" I.D. Hose: 71224 (24"), 71236 (36"), 71206 (48"), 81206 (25"). May Also Use 3/8" C.P.E.
 ❖ Cut From S.A.E. 5/8" I.D. Hose: 71351 (36").
 □ Cut From 1/2" I.D. Suction Hose: 71296 (36"), 81354 (10').
 ❖ Cut From 5/8" I.D. Suction Hose: 71207 (42"), 81355 (10').
 * Cut From 3/4" I.D. Suction Hose: 71297 (36"), 81356 (10').
 ☆ See Page A14 For Pump or Gear Identification.

② Two Required.
 ③ Three Required.
 ④ Four Required.
 ≧ Cut To Fit.
 * Replaces Both Upper and Lower Hose.
 ▲ 252660 Adaptor Required For Some Models.
 ❖ See Page A6 For Installation Procedure.

Power Steering Hose for Light Trucks

	Application	Assembly Number	Multi-Use Hose	End Fitting	Application	Assembly Number	Multi-Use Hose	End Fitting
SYSTEM PUMP & GEAR IDENT.	FORD - Continued				FORD - Continued			
	F SERIES PICKUP - Continued				F SERIES PICKUP - Continued			
	1995 - Continued				1995 - Continued			
	V-8 7.3 L DIESEL ENG. - Continued				V-8 7.5 L ENG. - Continued			
SYSTEM & COMPONENT IDENT.	Pressure - Hydroboost To Gear; Hydroboost System; W/F59 Stripped Chassis.....	80092			Reservoir; Hydroboost System; W/F53 Stripped Chassis; Upper.....		✦25"	
	Pressure - Hydroboost To Gear; Hydroboost System; W/O F53, F59 Stripped Chassis.....	71416			Reservoir; Hydroboost System; W/F59 Stripped Chassis.....	91849	✦	
	Pressure - Pump To Hydroboost; Hydroboost System; W/F53 Stripped Chassis.....	71852			Return; Conventional System.....	91849		□27"
PASS. CARS	Pressure - Pump To Hydroboost; Hydroboost System; W/F59 Stripped Chassis.....	80117			Return - Cooler To Pipe; Hydroboost System; W/F59 Stripped Chassis.....			□27"
	Pressure - Pump To Hydroboost; Hydroboost System; W/O F53, F59 Stripped Chassis.....	71442			Return - Cooler To Reservoir; Hydroboost System; W/F53 Stripped Chassis.....			□2"
	Reservoir; Hydroboost System; W/F53 Stripped Chassis; Lower.....		✦37"		Return - Gear To Cooler; Hydroboost System; W/F59 Stripped Chassis.....	91849		□14"
	Reservoir; Hydroboost System; W/F53 Stripped Chassis; Upper.....		✦25"		Return - Gear To Pump; Hydroboost System; W/O F53, F59 Stripped Chassis.....			□14"
LIGHT TRUCKS	Reservoir; Hydroboost System; W/F59 Stripped Chassis.....		✦		Return - Hydroboost To Pump; Hydroboost System; W/O F53, F59 Stripped Chassis.....	91849		★46"
	Return; Conventional System.....	91849			Return - Hydroboost To Reservoir; Hydroboost System; W/F53 Stripped Chassis.....			★44"
	Return - Cooler To Pipe; Hydroboost System; W/F59 Stripped Chassis.....		□27"		Return - Hydroboost To Reservoir; Hydroboost System; W/F59 Stripped Chassis; Long.....			★44"
	Return - Cooler To Reservoir; Hydroboost System; W/F53 Stripped Chassis.....		□2"		Return - Hydroboost To Reservoir; Hydroboost System; W/F59 Stripped Chassis; Short.....			★38"
MEDIUM/HEAVY TRUCKS	Return - Gear To Cooler; Hydroboost System; W/F59 Stripped Chassis.....		□14"		Return - Pipe To Reservoir; Hydroboost System; W/F59 Stripped Chassis.....			□3"
	Return - Gear To Pump; Hydroboost System; W/O F53, F59 Stripped Chassis.....	91849						
	Return - Hydroboost To Pump; Hydroboost System; W/O F53, F59 Stripped Chassis.....		★46"					
BUSES	Return - Hydroboost To Reservoir; Hydroboost System; W/F53 Stripped Chassis.....		★44"					
	Return - Hydroboost To Reservoir; Hydroboost System; W/F59 Stripped Chassis; Long.....		★44"					
	Return - Hydroboost To Reservoir; Hydroboost System; W/F59 Stripped Chassis; Short.....		★38"					
HOSE NUMERICAL	Return - Pipe To Reservoir; Hydroboost System; W/F59 Stripped Chassis.....		□3"					
	V-8 7.5 L ENG.							
	Pressure; Conventional System.....	71556						
	Pressure - Hydroboost To Gear; Hydroboost System; W/F59 Stripped Chassis.....	80092						
REPAIR KITS	Pressure - Hydroboost To Gear; Hydroboost System; W/O F53, F59 Stripped Chassis.....	71416						
	Pressure - Pump To Hydroboost; Hydroboost System; W/F53 Stripped Chassis.....	71852						
	Pressure - Pump To Hydroboost; Hydroboost System; W/F59 Stripped Chassis.....	80117						
KIT NUMERICAL	Pressure - Pump To Hydroboost; Hydroboost System; W/O F53, F59 Stripped Chassis.....	71442						
	Reservoir; Hydroboost System; W/F53 Stripped Chassis; Lower.....		✦37"					

ILLUSTRATIONS	<ul style="list-style-type: none"> * Cut From C.P.E. 3/8" I.D. Hose: 71350 (48"), 81352 (25'). † Cut From S.A.E. 11/32" I.D. Hose: 80062 (12"), 80063 (24"), 80064 (36"), 81353 (25'). ★ Cut From S.A.E. 3/8" I.D. Hose: 71224 (24"), 71236 (36"), 71206 (48"), 81206 (25'). May Also Use 3/8" C.P.E. ♣ Cut From S.A.E. 5/8" I.D. Hose: 71351 (36'). □ Cut From 1/2" I.D. Suction Hose: 71296 (36"), 81354 (10'). ✦ Cut From 5/8" I.D. Suction Hose: 71207 (42"), 81355 (10'). ✧ Cut From 3/4" I.D. Suction Hose: 71297 (36"), 81356 (10'). ☆ See Page A14 For Pump or Gear Identification. 	<ul style="list-style-type: none"> ② Two Required. ③ Three Required. ④ Four Required. ≠ Cut To Fit. ⊙ Replaces Both Upper and Lower Hose. ▲ 252660 Adaptor Required For Some Models. ♣ See Page A6 For Installation Procedure.
----------------------	---	---

Power Steering Hose for Light Trucks

Application	Assembly Number	Multi-Use Hose	End Fitting	Application	Assembly Number	Multi-Use Hose	End Fitting
FORD - Continued				FORD - Continued			
F SERIES PICKUP - Continued				F SERIES PICKUP - Continued			
1994 - Continued				1994 - Continued			
V-8 7.3 L DIESEL ENG. - Continued				V-8 7.5 L ENG. - Continued			
Reservoir; Hydroboost System; W/F59 Stripped Chassis.....		✦		Return - Hydroboost To Pump; Hydroboost System; W/O F53, F59 Stripped Chassis.....		★46"	
Return; Conventional System.....	91849		□27"	Return - Hydroboost To Reservoir; Hydroboost System; W/F53 Stripped Chassis.....		★44"	
Return - Cooler To Pipe; Hydroboost System; W/F59 Stripped Chassis.....			□2"	Return - Hydroboost To Reservoir; Hydroboost System; W/F59 Stripped Chassis; Long.....		★44"	
Return - Cooler To Reservoir; Hydroboost System; W/F53 Stripped Chassis.....			□22"	Return - Hydroboost To Reservoir; Hydroboost System; W/F59 Stripped Chassis; Short.....		★38"	
Return - Gear To Cooler; Hydroboost System; W/F59 Stripped Chassis.....			□14"	Return - Pipe To Reservoir; Hydroboost System; W/F59 Stripped Chassis.....		□3"	
Return - Gear To Pump; Hydroboost System; W/O F53, F59 Stripped Chassis.....	91849						
Return - Hydroboost To Pump; Hydroboost System; W/O F53, F59 Stripped Chassis.....		★46"					
Return - Hydroboost To Reservoir; Hydroboost System; W/F53 Stripped Chassis.....		★44"					
Return - Hydroboost To Reservoir; Hydroboost System; W/F59 Stripped Chassis; Long.....		★44"					
Return - Hydroboost To Reservoir; Hydroboost System; W/F59 Stripped Chassis; Short.....		★38"					
Return - Pipe To Reservoir; Hydroboost System; W/F59 Stripped Chassis.....		□3"					
V-8 7.5 L ENG.				1993			
Pressure; Conventional System.....	71556			6-CYL. 4.9 L ENG.			
Pressure - Hydroboost To Gear; Hydroboost System; W/F59 Stripped Chassis.....	80092			Pressure.....	91743		
Pressure - Hydroboost To Gear; Hydroboost System; W/O F53, F59 Stripped Chassis.....	71416			Return; W/O Trlr. Tow. Pkg.....	91845		
Pressure - Pump To Hydroboost; Hydroboost System; W/F53 Stripped Chassis.....	71852			Return; W/Trlr. Tow. Pkg.....	91844		
Pressure - Pump To Hydroboost; Hydroboost System; W/F59 Stripped Chassis.....	80117			V-8 5.0 L ENG.; V-8 5.8 L ENG.			
Pressure - Pump To Hydroboost; Hydroboost System; W/O F53, F59 Stripped Chassis.....	71442			Pressure.....	71851		
Reservoir; Hydroboost System; W/F53 Stripped Chassis; Lower.....		✦37"		Return; W/O Trlr. Tow. Pkg.....	91847		
Reservoir; Hydroboost System; W/F53 Stripped Chassis; Upper.....		✦25"		Return; W/Trlr. Tow. Pkg.....	91846		
Reservoir; Hydroboost System; W/F59 Stripped Chassis.....		✦		V-8 7.3 L DIESEL ENG.			
Return; Conventional System.....	91849			Pressure; Conventional System.....	91744		
Return - Cooler To Pipe; Hydroboost System; W/F59 Stripped Chassis.....			□27"	Pressure - Hydroboost To Gear; Hydroboost System; W/F53 Stripped Chassis.....	71854		
Return - Cooler To Reservoir; Hydroboost System; W/F53 Stripped Chassis.....			□2"	Pressure - Hydroboost To Gear; Hydroboost System; W/F59 Stripped Chassis.....	80130		
Return - Gear To Cooler; Hydroboost System; W/F53 Stripped Chassis.....			□22"	Pressure - Hydroboost To Gear; Hydroboost System; W/O F53, F59 Stripped Chassis.....	71416		
Return - Gear To Cooler; Hydroboost System; W/F59 Stripped Chassis.....			□14"	Pressure - Pump To Hydroboost; Hydroboost System; W/F53 Stripped Chassis.....	71852		
Return - Gear To Pump; Hydroboost System; W/O F53, F59 Stripped Chassis.....	91849			Pressure - Pump To Hydroboost; Hydroboost System; W/F59 Stripped Chassis.....	80117		
				Pressure - Pump To Hydroboost; Hydroboost System; W/O F53, F59 Stripped Chassis.....	71442		
				Reservoir - Lower; Hydroboost System; W/F53 Stripped Chassis.....		✦37"	
				Reservoir - Lower; Hydroboost System; W/F59 Stripped Chassis.....		✦10"	
				Reservoir - Supply; Hydroboost System; W/F59 Stripped Chassis.....		✦19"	
				Reservoir - Upper; Hydroboost System; W/F53 Stripped Chassis.....		✦25"	
				Return; Conventional System.....	91849		
				Return - Cooler To Reservoir; Hydroboost System; W/F53 Stripped Chassis.....		□2"	
				Return - Cooler To Reservoir; Hydroboost System; W/F59 Stripped Chassis.....		□18"	
				Return - Gear To Cooler; Hydroboost System; W/F59 Stripped Chassis.....		□14"	
				Return - Gear To Pump; Hydroboost System; Dec. 1 & Newer; W/O F53, F59 Stripped Chassis.....	91849		

- * Cut From C.P.E. 3/8" I.D. Hose: 71350 (48"), 81352 (25).
- † Cut From S.A.E. 11/32" I.D. Hose: 80062 (12"), 80063 (24"), 80064 (36"), 81353 (25).
- ★ Cut From S.A.E. 3/8" I.D. Hose: 71224 (24"), 71236 (36"), 71206 (48"), 81206 (25). May Also Use 3/8" C.P.E.
- ✦ Cut From S.A.E. 5/8" I.D. Hose: 71351 (36").
- Cut From 1/2" I.D. Suction Hose: 71296 (36"), 81354 (10').
- ✦ Cut From 5/8" I.D. Suction Hose: 71207 (42"), 81355 (10').
- ✦ Cut From 3/4" I.D. Suction Hose: 71297 (36"), 81356 (10').
- ☆ See Page A14 For Pump or Gear Identification.

- ② Two Required.
- ③ Three Required.
- ④ Four Required.
- ✦ Cut To Fit.
- ✦ Replaces Both Upper and Lower Hose.
- ▲ 252660 Adaptor Required For Some Models.
- ✦ See Page A6 For Installation Procedure.

SYSTEM PUMP & GEAR IDENT.

SYSTEM & COMPONENT IDENT.

PASS. CARS

LIGHT TRUCKS

MEDIUM/HEAVY TRUCKS

BUSES

HOSE NUMERICAL

REPAIR KITS

KIT NUMERICAL

ILLUSTRATIONS

Power Steering Hose for Light Trucks

	Application	Assembly Number	Multi-Use Hose	End Fitting	Application	Assembly Number	Multi-Use Hose	End Fitting
SYSTEM PUMP & GEAR IDENT.	FORD - Continued				FORD - Continued			
	F SERIES PICKUP - Continued				F SERIES PICKUP - Continued			
	1993 - Continued				1992			
	V-8 7.3 L DIESEL ENG. - Continued				6-CYL. 4.9 L ENG.			
SYSTEM & COMPONENT IDENT.	Return - Gear To Pump; Hydroboost System; Nov. 30 & Older; W/O F53, F59 Stripped Chassis		★15"		Pressure	71850		★10"
	Return - Hydroboost To Pump; Hydroboost System; W/O F53, F59 Stripped Chassis		★46"		Return; W/O Trlr. Tow. Pkg.			
	Return - Hydroboost To Reservoir; Hydroboost System; W/F59 Stripped Chassis; Long		★58"		Return; W/Trlr. Tow. Pkg.	91846		
PASS. CARS	Return - Hydroboost To Reservoir; Hydroboost System; W/F59 Stripped Chassis; Short		★11"		V-8 5.0 L ENG.			
					Pressure	71424		★12"
					Return; W/O Trlr. Tow. Pkg.	91846		
					V-8 5.8 L ENG.			
					Pressure; W/Electrical Switch Port	71424		
					Pressure; W/O Electrical Switch Port	71555		★12"
					Return; W/O Trlr. Tow. Pkg.			
					Return; W/Trlr. Tow. Pkg.	91846		
					V-8 7.3 L DIESEL ENG.			
LIGHT TRUCKS	Pressure; Conventional System	71556			Pressure; Conventional System; Aug. 1 & Newer			
	Pressure - Hydroboost To Gear; Hydroboost System; W/F53 Stripped Chassis	71854			Pressure; Conventional System; Jul. 31 & Older	91744		
	Pressure - Hydroboost To Gear; Hydroboost System; W/F59 Stripped Chassis	80130			Pressure - Hydroboost To Gear; Hydroboost System; W/F53 Stripped Chassis	71443		
	Pressure - Hydroboost To Gear; Hydroboost System; W/O F53, F59 Stripped Chassis	71416			Pressure - Hydroboost To Gear; Hydroboost System; W/F59 Stripped Chassis	71853		
	Pressure - Pump To Hydroboost; Hydroboost System; W/F53 Stripped Chassis	71852			Pressure - Hydroboost To Gear; Hydroboost System; W/O F53, F59 Stripped Chassis	80130		
MEDIUM/HEAVY TRUCKS	Pressure - Pump To Hydroboost; Hydroboost System; W/F59 Stripped Chassis	80117			Pressure - Hydroboost To Gear; Hydroboost System; W/O F53, F59 Stripped Chassis	71416		
	Pressure - Pump To Hydroboost; Hydroboost System; W/O F53, F59 Stripped Chassis	71442			Pressure - Pump To Hydroboost; Hydroboost System; W/F53 Stripped Chassis	71852		
	Reservoir; Hydroboost System; W/F53 Stripped Chassis; Lower		↔37"		Pressure - Pump To Hydroboost; Hydroboost System; W/F59 Stripped Chassis	71852		
	Reservoir - Lower; Hydroboost System; W/F59 Stripped Chassis		↔10"		Pressure - Pump To Hydroboost; Hydroboost System; W/F53 Stripped Chassis	80117		
	Reservoir - Supply; Hydroboost System; W/F59 Stripped Chassis		↔19"		Pressure - Pump To Hydroboost; Hydroboost System; W/O F53, F59 Stripped Chassis	71442		
	Reservoir - Upper; Hydroboost System; W/F53 Stripped Chassis		↔25"		Pressure - Pump To Hydroboost; Hydroboost System; W/F59 Stripped Chassis	71852		
	Return; Conventional System	91849			Pressure - Pump To Hydroboost; Hydroboost System; W/F53 Stripped Chassis	80117		
	Return - Cooler To Reservoir; Hydroboost System; W/F53 Stripped Chassis		□2"		Pressure - Pump To Hydroboost; Hydroboost System; W/O F53, F59 Stripped Chassis	71442		
	Return - Cooler To Reservoir; Hydroboost System; W/F59 Stripped Chassis		□18"		Reservoir; Hydroboost System; W/F53 Stripped Chassis; Lower			↔37"
	Return - Gear To Cooler; Hydroboost System; W/F59 Stripped Chassis		□14"		Reservoir - Lower; Hydroboost System; W/F59 Stripped Chassis			↔10"
REPAIR KITS	Return - Gear To Pump; Hydroboost System; W/O F53, F59 Stripped Chassis		★15"		Reservoir - Supply; Hydroboost System; W/F59 Stripped Chassis			↔19"
	Return - Hydroboost To Pump; Hydroboost System; W/O F53, F59 Stripped Chassis		★46"		Reservoir - Upper; Hydroboost System; W/F53 Stripped Chassis			↔25"
	Return - Hydroboost To Reservoir; Hydroboost System; W/F59 Stripped Chassis; Long		★58"		Return; Conventional System; Dec. 1 & Newer	91849		
	Return - Hydroboost To Reservoir; Hydroboost System; W/F59 Stripped Chassis; Short		★11"		Return; Conventional System; Nov. 30 & Older			★18"
					Return - Cooler To Reservoir; Hydroboost System; W/F53 Stripped Chassis			□2"
					Return - Cooler To Reservoir; Hydroboost System; W/F59 Stripped Chassis			□18"
					Return - Gear To Cooler; Hydroboost System; W/F53 Stripped Chassis			□2"
					Return - Gear To Pump; Hydroboost System; Dec. 1 & Newer	91849		
					Return - Gear To Pump; Hydroboost System; Nov. 30 & Older			★15"
					Return - Hydroboost To Pump; Hydroboost System; W/O F53, F59 Stripped Chassis			★46"

ILLUSTRATIONS

* Cut From C.P.E. 3/8" I.D. Hose: 71350 (48"), 81352 (25").
 † Cut From S.A.E. 11/32" I.D. Hose: 80062 (12"), 80063 (24"), 80064 (36"), 81353 (25").
 ★ Cut From S.A.E. 3/8" I.D. Hose: 71224 (24"), 71236 (36"), 71206 (48"), 81206 (25"). May Also Use 3/8" C.P.E.
 † Cut From S.A.E. 5/8" I.D. Hose: 71351 (36").
 □ Cut From 1/2" I.D. Suction Hose: 71296 (36"), 81354 (10').
 † Cut From 5/8" I.D. Suction Hose: 71207 (42"), 81355 (10').
 * Cut From 3/4" I.D. Suction Hose: 71297 (36"), 81356 (10').
 ☆ See Page A14 For Pump or Gear Identification.

② Two Required.
 ③ Three Required.
 ④ Four Required.
 < Cut To Fit.
 * Replaces Both Upper and Lower Hose.
 ▲ 252660 Adaptor Required For Some Models.
 † See Page A6 For Installation Procedure.

Power Steering Hose for Light Trucks

Application	Assembly Number	Multi-Use Hose	End Fitting	Application	Assembly Number	Multi-Use Hose	End Fitting
FORD - Continued				FORD - Continued			
F SERIES PICKUP - Continued				F SERIES PICKUP - Continued			
1992 - Continued				1991 - Continued			
V-8 7.3 L DIESEL ENG. - Continued				V-8 5.0 L ENG.			
Return - Hydroboost To Reservoir; Hydroboost System; W/F59 Stripped Chassis; Long		★58"		Pressure	71424		
Return - Hydroboost To Reservoir; Hydroboost System; W/F59 Stripped Chassis; Short		★11"		Return; W/O Trlr. Tow. Pkg.....		★12"	
				Return; W/Trlr. Tow. Pkg.....	91846		
V-8 7.5 L ENG.				V-8 5.8 L ENG.			
Pressure; Conventional System.....	71556			Pressure; W/Electrical Switch Port.....	71424		
Pressure - Hydroboost To Gear; Hydroboost System; W/F53 Stripped Chassis	71853			Pressure; W/O Electrical Switch Port.....	71555		
Pressure - Hydroboost To Gear; Hydroboost System; W/F59 Stripped Chassis	80130			Return; W/O Trlr. Tow. Pkg.....		★12"	
Pressure - Hydroboost To Gear; Hydroboost System; W/O F53, F59 Stripped Chassis.....	71416			Return; W/Trlr. Tow. Pkg.....	91846		
Pressure - Pump To Hydroboost; Hydroboost System; W/F53 Stripped Chassis.....	71852			V-8 7.3 L DIESEL ENG.			
Pressure - Pump To Hydroboost; Hydroboost System; W/F59 Stripped Chassis.....	80117			Pressure; Conventional System.....	71443		
Pressure - Pump To Hydroboost; Hydroboost System; W/O F53, F59 Stripped Chassis.....	71442			Pressure - Hydroboost To Gear; Hydroboost System; W/F53 Stripped Chassis	71853		
Reservoir; Hydroboost System; W/F53 Stripped Chassis; Lower.....		↕37"		Pressure - Hydroboost To Gear; Hydroboost System; W/F59 Stripped Chassis	80130		
Reservoir - Lower; Hydroboost System; W/F59 Stripped Chassis.....		↕10"		Pressure - Hydroboost To Gear; Hydroboost System; W/O F53, F59 Stripped Chassis.....	71416		
Reservoir - Supply; Hydroboost System; W/F59 Stripped Chassis.....		↕19"		Pressure - Pump To Hydroboost; Hydroboost System; W/F53 Stripped Chassis.....	71852		
Reservoir - Upper; Hydroboost System; W/F53 Stripped Chassis.....		↕25"		Pressure - Pump To Hydroboost; Hydroboost System; W/F59 Stripped Chassis.....	71852		
Return; Conventional System.....	91849	★12"		Pressure - Pump To Hydroboost; Hydroboost System; W/O F53, F59 Stripped Chassis.....	80117		
Return - Cooler To Reservoir; Hydroboost System; W/F53 Stripped Chassis		□2"		Pressure - Pump To Hydroboost; Hydroboost System; W/O F53, F59 Stripped Chassis.....	71442		
Return - Cooler To Reservoir; Hydroboost System; W/F59 Stripped Chassis		□18"		Reservoir; Hydroboost System; W/F53 Stripped Chassis; Lower.....		↕37"	
Return - Gear To Cooler; Hydroboost System; W/F53 Stripped Chassis.....		□2"		Reservoir - Lower; Hydroboost System; W/F59 Stripped Chassis.....		↕10"	
Return - Gear To Pump; Dec. 1 & Newer	91849			Reservoir - Supply; Hydroboost System; W/F59 Stripped Chassis.....		↕19"	
Return - Gear To Pump; Hydroboost System; Nov. 30 & Older		★15"		Reservoir - Upper; Hydroboost System; W/F53 Stripped Chassis.....		↕25"	
Return - Hydroboost To Pump; Hydroboost System; W/O F53, F59 Stripped Chassis.....		★46"		Return; Conventional System.....		★18"	
Return - Hydroboost To Reservoir; Hydroboost System; W/F59 Stripped Chassis; Long		★58"		Return - Cooler To Reservoir; Hydroboost System; W/F53 Stripped Chassis		□2"	
Return - Hydroboost To Reservoir; Hydroboost System; W/F59 Stripped Chassis; Short.....		★11"		Return - Cooler To Reservoir; Hydroboost System; W/F59 Stripped Chassis		□18"	
1991				V-8 7.5 L ENG.			
6-CYL. 4.9 L ENG.				Pressure; Conventional System.....			
Pressure; Mar. 5 & Older	71424			Pressure - Hydroboost To Gear; Hydroboost System; W/F53 Stripped Chassis	71556		
Pressure; Mar. 6 & Newer.....	71850				71853		
Return; W/O Trlr. Tow. Pkg.....		★10"					
Return; W/Trlr. Tow. Pkg.....	91846						

* Cut From C.P.E. 3/8" I.D. Hose: 71350 (48"), 81352 (25").
 † Cut From S.A.E. 1 1/32" I.D. Hose: 80062 (12"), 80063 (24"), 80064 (36"), 81353 (25").
 ★ Cut From S.A.E. 3/8" I.D. Hose: 71224 (24"), 71236 (36"), 71206 (48"), 81206 (25"). May Also Use 3/8" C.P.E.
 ♣ Cut From S.A.E. 5/8" I.D. Hose: 71351 (36").
 □ Cut From 1/2" I.D. Suction Hose: 71296 (36"), 81354 (10').
 † Cut From 5/8" I.D. Suction Hose: 71207 (42"), 81355 (10').
 * Cut From 3/4" I.D. Suction Hose: 71297 (36"), 81356 (10').
 ☆ See Page A14 For Pump or Gear Identification.

② Two Required.
 ③ Three Required.
 ④ Four Required.
 ≡ Cut To Fit.
 * Replaces Both Upper and Lower Hose.
 ▲ 252660 Adaptor Required For Some Models.
 ♣ See Page A6 For Installation Procedure.

SYSTEM PUMP & GEAR IDENT.

SYSTEM & COMPONENT IDENT.

PASS. CARS

LIGHT TRUCKS

MEDIUM/HEAVY TRUCKS

BUSES

HOSE NUMERICAL

REPAIR KITS

KIT NUMERICAL

ILLUSTRATIONS

Power Steering Hose for Light Trucks

	Application	Assembly Number	Multi-Use Hose	End Fitting	Application	Assembly Number	Multi-Use Hose	End Fitting
SYSTEM PUMP & GEAR IDENT.	FORD - Continued				FORD - Continued			
	F SERIES PICKUP - Continued				F SERIES PICKUP - Continued			
	1991 - Continued				1990 - Continued			
	V-8 7.5 L ENG. - Continued				V-8 7.3 L DIESEL ENG. - Continued			
SYSTEM & COMPONENT IDENT.	Pressure - Hydroboost To Gear; Hydroboost System; W/F59 Stripped Chassis.....	80130			Pressure - Hydroboost To Gear; Hydroboost System; W/F59 Stripped Chassis.....	80130		
	Pressure - Hydroboost To Gear; Hydroboost System; W/O F53, F59 Stripped Chassis.....	71416			Pressure - Hydroboost To Gear; Hydroboost System; W/O F53, F59 Stripped Chassis.....	71416		
PASS. CARS	Pressure - Pump To Hydroboost; Hydroboost System; W/F53 Stripped Chassis.....	71852			Pressure - Pump To Hydroboost; Hydroboost System; W/F53 Stripped Chassis.....	71852		
	Pressure - Pump To Hydroboost; Hydroboost System; W/F59 Stripped Chassis.....	80117			Pressure - Pump To Hydroboost; Hydroboost System; W/F59 Stripped Chassis.....	80117		
	Pressure - Pump To Hydroboost; Hydroboost System; W/O F53, F59 Stripped Chassis.....	71442			Pressure - Pump To Hydroboost; Hydroboost System; W/O F53, F59 Stripped Chassis.....	71442		
LIGHT TRUCKS	Reservoir; Hydroboost System; W/F53 Stripped Chassis; Lower.....			↕37"	Reservoir; Hydroboost System; W/F53 Stripped Chassis; Lower.....			↕37"
	Reservoir - Lower; Hydroboost System; W/F59 Stripped Chassis.....			↕10"	Reservoir - Lower; Hydroboost System; W/F59 Stripped Chassis.....			↕10"
	Reservoir - Supply; Hydroboost System; W/F59 Stripped Chassis.....			↕19"	Reservoir - Supply; Hydroboost System; W/F59 Stripped Chassis.....			↕19"
	Reservoir - Upper; Hydroboost System; W/F53 Stripped Chassis.....			↕25"	Reservoir - Upper; Hydroboost System; W/F53 Stripped Chassis.....			↕25"
	Return; Conventional System.....	91849		★12"	Return; Conventional System.....			★12"
MEDIUM/HEAVY TRUCKS	Return - Cooler To Reservoir; Hydroboost System; W/F53 Stripped Chassis.....			□2"	Return - Cooler To Reservoir; Hydroboost System; W/F53 Stripped Chassis.....			□2"
	Return - Cooler To Reservoir; Hydroboost System; W/F59 Stripped Chassis.....			□18"	Return - Cooler To Reservoir; Hydroboost System; W/F59 Stripped Chassis.....			□18"
	Return - Gear To Cooler; Hydroboost System; W/F53 Stripped Chassis.....			□2"	Return - Gear To Cooler; Hydroboost System; W/F53 Stripped Chassis.....			□2"
BUSES	Return - Gear To Pump; Hydroboost System; W/O F53, F59 Stripped Chassis.....	91849		★18"	Return - Gear To Pump; Hydroboost System; W/O F53, F59 Stripped Chassis.....			★15"
	Return - Hydroboost To Pump; Hydroboost System; W/O F53, F59 Stripped Chassis.....			★46"	Return - Hydroboost To Pump; Hydroboost System; W/O F53, F59 Stripped Chassis.....			★46"
	Return - Hydroboost To Reservoir; Hydroboost System; W/F59 Stripped Chassis; Long.....			★58"	Return - Hydroboost To Reservoir; Hydroboost System; W/F59 Stripped Chassis; Long.....			★58"
HOSE NUMERICAL	Return - Hydroboost To Reservoir; Hydroboost System; W/F59 Stripped Chassis; Short.....			★11"	Return - Hydroboost To Reservoir; Hydroboost System; W/F59 Stripped Chassis; Short.....			★11"
	1990				V-8 7.5 L ENG.			
	6-CYL. 4.9 L ENG.				Pressure - Hydroboost To Gear; Hydroboost System; W/F53 Stripped Chassis.....			
	Pressure.....	71424			Pressure - Hydroboost To Gear; Hydroboost System; W/F59 Stripped Chassis.....	71853		
REPAIR KITS	Return.....	91846		★10"	Pressure - Hydroboost To Gear; Hydroboost System; W/O F53, F59 Stripped Chassis.....	80130		
	V-8 5.0 L ENG.				Pressure - Hydroboost To Gear; Hydroboost System; W/O F53, F59 Stripped Chassis.....			
	Pressure.....	71424			Pressure - Pump To Hydroboost; Hydroboost System; W/F53 Stripped Chassis.....	71416		
	Return.....	91846		★12"	Pressure - Pump To Hydroboost; Hydroboost System; W/F59 Stripped Chassis.....	71852		
	V-8 5.8 L ENG.				Pressure - Pump To Hydroboost; Hydroboost System; W/O F53, F59 Stripped Chassis.....			
	Pressure; W/Electrical Switch Port.....	71424			Pressure - Pump To Hydroboost; Hydroboost System; W/F59 Stripped Chassis.....	80117		
	Pressure; W/O Electrical Switch Port.....	71555			Pressure - Pump To Hydroboost; Hydroboost System; W/O F53, F59 Stripped Chassis.....	71442		
KIT NUMERICAL	Return.....	91846		★12"	Reservoir; Hydroboost System; W/F53 Stripped Chassis; Lower.....			↕37"
	V-8 7.3 L DIESEL ENG.							
	Pressure; Conventional System.....	71443						
	Pressure - Hydroboost To Gear; Hydroboost System; W/F53 Stripped Chassis.....	71853						

ILLUSTRATIONS

- * Cut From C.P.E. 3/8" I.D. Hose: 71350 (48"), 81352 (25').
- † Cut From S.A.E. 1 1/32" I.D. Hose: 80062 (12"), 80063 (24"), 80064 (36"), 81353 (25').
- ★ Cut From S.A.E. 3/8" I.D. Hose: 71224 (24"), 71236 (36"), 71206 (48"), 81206 (25'). May Also Use 3/8" C.P.E.
- ♣ Cut From S.A.E. 5/8" I.D. Hose: 71351 (36").
- Cut From 1/2" I.D. Suction Hose: 71296 (36"), 81354 (10').
- ♣ Cut From S.A.E. 5/8" I.D. Hose: 71207 (42"), 81355 (10').
- ✦ Cut From 3/4" I.D. Suction Hose: 71297 (36"), 81356 (10').
- ☆ See Page A14 For Pump or Gear Identification.

- Ⓜ Two Required.
- Ⓝ Three Required.
- Ⓞ Four Required.
- ↔ Cut To Fit.
- ⬤ Replaces Both Upper and Lower Hose.
- ▲ 252660 Adaptor Required For Some Models.
- ♣ See Page A6 For Installation Procedure.

Power Steering Hose for Light Trucks

Application	Assembly Number	Multi-Use Hose	End Fitting	Application	Assembly Number	Multi-Use Hose	End Fitting	
FORD - Continued				FORD - Continued				SYSTEM PUMP & GEAR IDENT.
F SERIES PICKUP - Continued				F SERIES PICKUP - Continued				
1990 - Continued				1988				SYSTEM & COMPONENT IDENT.
V-8 7.5 L ENG. - Continued				6-CYL. 4.9 L ENG.				
Reservoir - Lower; Hydroboost System; W/F59 Stripped Chassis.....		⇄	10"	Pressure	70426		10"	
Reservoir - Supply; Hydroboost System; W/F59 Stripped Chassis.....		⇄	19"	Return				
Reservoir - Upper; Hydroboost System; W/F53 Stripped Chassis.....		⇄	25"	V-8 5.0 L ENG.				
Return; Conventional System.....	91849	★	12"	Pressure	70426		12"	
Return - Cooler To Reservoir; Hydroboost System; W/F53 Stripped Chassis.....		□	2"	Return				
Return - Cooler To Reservoir; Hydroboost System; W/F59 Stripped Chassis.....		□	18"	V-8 5.8 L ENG.				
Return - Gear To Cooler; Hydroboost System; W/F53 Stripped Chassis.....		□	2"	Pressure	71079		12"	
Return - Gear To Pump; Hydroboost System; W/O F53, F59 Stripped Chassis.....	91849	★	12"	Return				
Return - Hydroboost To Pump; Hydroboost System; W/O F53, F59 Stripped Chassis.....		★	46"	V-8 7.3 L DIESEL ENG.				
Return - Hydroboost To Reservoir; Hydroboost System; W/F59 Stripped Chassis; Long.....		★	58"	Pressure; Conventional System.....	71215			
Return - Hydroboost To Reservoir; Hydroboost System; W/F59 Stripped Chassis; Short.....		★	11"	Pressure - Hydroboost To Gear; Hydroboost System	71416			
				Pressure - Pump To Hydroboost; Hydroboost System	71415			
				Return; Conventional System			12"	
				Return - Gear To Pump; Hydroboost System.....			15"	
				Return - Hydroboost To Pump; Hydroboost System			46"	
				V-8 7.5 L ENG.				
				Pressure; Conventional System.....	70424			
				Pressure - Hydroboost To Gear; Hydroboost System	71416			
				Pressure - Pump To Hydroboost; Hydroboost System	71415			
				Return; Conventional System			12"	
				Return - Gear To Pump; Hydroboost System.....			15"	
				Return - Hydroboost To Pump; Hydroboost System			46"	
				1987				
				6-CYL. 4.9 L ENG.; V-8 5.0 L ENG.				
				Pressure	70426			
				Return			12"	
				V-8 5.0 L ENG.				
				Pressure	70426			
				Return			12"	
				V-8 5.8 L ENG.				
				Pressure	71079			
				Return			12"	
				V-8 6.9 L DIESEL ENG.				
				Pressure	71215			
				Return			12"	
				V-8 7.5 L ENG.				
				Pressure	71257			
				Return			8"	
				1986-1984				
				6-CYL. 4.9 L ENG.; V-8 5.0 L ENG.; V-8 5.8 L ENG.				
				Pressure	71079			
				Return			12"	
				V-8 6.9 L DIESEL ENG.				
				Pressure	71215			
				Return			12"	
				V-8 7.5 L ENG.				
				Pressure	71257			
				Return			12"	
				1983				
				6-CYL. 4.9 L ENG.; V-8 5.0 L ENG.; V-8 5.8 L ENG.				
				Pressure	71079			

* Cut From C.P.E. 3/8" I.D. Hose: 71350 (48"), 81352 (25').
 † Cut From S.A.E. 11/32" I.D. Hose: 80062 (12"), 80063 (24"), 80064 (36"), 81353 (25').
 ★ Cut From S.A.E. 3/8" I.D. Hose: 71224 (24"), 71236 (36"), 71206 (48"), 81206 (25'). May Also Use 3/8" C.P.E.
 ❖ Cut From S.A.E. 5/8" I.D. Hose: 71351 (36").
 □ Cut From 1/2" I.D. Suction Hose: 71296 (36"), 81354 (10').
 ⇄ Cut From 5/8" I.D. Suction Hose: 71207 (42"), 81355 (10').
 ✱ Cut From 3/4" I.D. Suction Hose: 71297 (36"), 81356 (10').
 ☆ See Page A14 For Pump or Gear Identification.

② Two Required.
 ③ Three Required.
 ④ Four Required.
 < Cut To Fit.
 ● Replaces Both Upper and Lower Hose.
 ▲ 252660 Adaptor Required For Some Models.
 ❖ See Page A6 For Installation Procedure.

SYSTEM PUMP & GEAR IDENT.

SYSTEM & COMPONENT IDENT.

PASS. CARS

LIGHT TRUCKS

MEDIUM/HEAVY TRUCKS

BUSES

HOSE NUMERICAL

REPAIR KITS

KIT NUMERICAL

ILLUSTRATIONS

Power Steering Hose for Light Trucks

	Application	Assembly Number	Multi-Use Hose	End Fitting	Application	Assembly Number	Multi-Use Hose	End Fitting
SYSTEM PUMP & GEAR IDENT.	FORD - Continued				FORD - Continued			
	F SERIES PICKUP - Continued				F SERIES PICKUP - Continued			
	1983 - Continued				1978 - Continued			
	6-CYL. 4.9 L ENG.; V-8 5.0 L ENG.; V-8 5.8 L ENG. - Continued				6-CYL. 300 ENG. - Continued			
	Return.....			★12"	Pressure; W/4WD; F150; W/O Super Cab.....	71039		
SYSTEM & COMPONENT IDENT.	V-6 3.8 L ENG.				Pressure; W/4WD; F150; W/Super Cab.....	71038		
	Pressure.....	71079			Pressure; W/4WD; F250.....	71038		
	Return; W/A.C.....		★13"		Return; W/2WD.....		★14"	
	Return; W/O A.C.....		★21"		Return; W/4WD; F150; F250.....		★40"	
	V-8 6.9 L DIESEL ENG.				V-8 302 ENG.; V-8 351 ENG.; V-8 400 ENG.; V-8 460 ENG.			
	Pressure.....	71215			Pressure; W/2WD.....	91956		
	Return.....		★12"		Pressure; W/4WD; F150; W/O Super Cab.....			
PASS. CARS	V-8 7.5 L ENG.				Pressure; W/4WD; F150; W/Super Cab.....	71037		
	Pressure; Early.....	71079			Pressure; W/4WD; F250; F350.....	91582		
	Pressure; Late.....	71257			Return; W/2WD.....	91582		★14"
	Return; Early.....		★13"		Return; W/4WD; F150; F250; F350.....		★12"	
	Return; Late.....		★8"		1977			
	1982				6-CYL. 240 ENG.; 6-CYL. 300 ENG.			
	6-CYL. 4.9 L ENG.; V-6 3.8 L ENG.; V-8 4.2 L ENG.; V-8 5.0 L ENG.; V-8 5.8 L ENG.; V-8 6.6 L ENG.				Cyl. - Left Turn; W/4WD; F150; F250....			
LIGHT TRUCKS	Pressure.....	71079			Cyl. - Right Turn; W/4WD; F150; F250 .	91577		
	Return.....		★12"		Pressure; W/2WD.....	91574		
	1981				Pressure; W/4WD; F150.....	70960		
	6-CYL. 4.9 L ENG.; V-8 4.2 L ENG.; V-8 5.0 L ENG.; V-8 5.8 L ENG.; V-8 6.6 L ENG.				Pressure; W/4WD; F250.....	91474		
	Pressure.....	71079			Return.....		★	
	Return.....		★12"		V-8 302 ENG.			
MEDIUM/HEAVY TRUCKS	1980				Cyl. - Left Turn; W/4WD; F250.....			
	6-CYL. 4.9 L ENG.; V-8 5.0 L ENG.; V-8 5.8 L ENG.; V-8 6.6 L ENG.				Cyl. - Right Turn; W/4WD; F250.....			
	Pressure.....	71079			Pressure; W/2WD.....	70956		
	Return.....		★12"		Pressure; W/4WD; F150.....	70960		
	1980				Pressure; W/4WD; F250; Apr. 1 & Older.....	91474		
	6-CYL. 4.9 L ENG.; V-8 5.0 L ENG.; V-8 5.8 L ENG.; V-8 6.6 L ENG.				Pressure; W/4WD; F250; Mar. 31 & Older.....	91916		★
	Pressure.....	71079			Return; W/2WD.....			
	Return.....		★12"		Return; W/4WD.....	70996		
BUSES	1979				V-8 351 ENG.; V-8 400 ENG.			
	6-CYL. 300 ENG.				Cyl. - Left Turn; W/4WD; F250.....			
	Pressure; W/2WD.....	91956			Cyl. - Right Turn; W/4WD; F250.....	91577		
	Pressure; W/4WD; F150; W/O Super Cab; Apr. 30 & Older.....	71039			Pressure; W/2WD.....	91863		
	Pressure; W/4WD; F150; W/O Super Cab; May 1 & Newer.....	71038			Pressure; W/4WD; F150.....	70960		
HOSE NUMERICAL	Pressure; W/4WD; F150; W/Super Cab.....	71038			Pressure; W/4WD; F250; Apr. 1 & Newer.....	91474		
	Pressure; W/4WD; F250.....	71038			Pressure; W/4WD; F250; Mar. 31 & Older.....	91916		★
	Return; W/2WD.....		★14"		Return; W/2WD.....			
	Return; W/4WD; F150.....	✕70551	★24"	39135	Return; W/4WD.....	70996		
	Return; W/4WD; F250.....	✕70551	★12"	39135	V-8 460 ENG.			
	V-8 302 ENG.; V-8 351 ENG.; V-8 400 ENG.; V-8 460 ENG.				Cyl. - Left Turn; W/4WD; F250.....			
	Pressure; W/2WD.....	91956			Cyl. - Right Turn; W/4WD; F250.....	91577		
	Pressure; W/4WD; F150; W/O Super Cab.....	71037			Pressure; W/2WD.....	91574		
REPAIR KITS	Pressure; W/4WD; F150; W/Super Cab.....	91582			Pressure; W/4WD; F150.....	70960		
	Pressure; W/4WD; F250; F350; W/31 1/2" Hose.....	71079			Pressure; W/4WD; F250; Apr. 1 & Newer.....	91474		
	Pressure; W/4WD; F250; F350; W/55 1/4" Hose.....	91582			Pressure; W/4WD; F250; Mar. 31 & Older.....	91916		★
	Return; W/2WD.....		★14"		Return; W/2WD.....			
	Return; W/4WD; F150; F250; F350.....		★12"		Return; W/4WD.....	70996		
KIT NUMERICAL	1978				1976			
	6-CYL. 300 ENG.				6-CYL. 240 ENG.; 6-CYL. 300 ENG.			
	Pressure; W/2WD.....	91956			Cyl. - Left Turn; W/4WD.....	91576		
					Cyl. - Right Turn; W/4WD.....	91577		
					Pressure; W/2WD.....	91574		

* Cut From C.P.E. 3/8" I.D. Hose: 71350 (48"), 81352 (25").
 † Cut From S.A.E. 11/32" I.D. Hose: 80062 (12"), 80063 (24"), 80064 (36"), 81353 (25").
 ★ Cut From S.A.E. 3/8" I.D. Hose: 71224 (24"), 71236 (36"), 71206 (48"), 81206 (25"). May Also Use 3/8" C.P.E.
 ♣ Cut From S.A.E. 5/8" I.D. Hose: 71351 (36").
 □ Cut From 1/2" I.D. Suction Hose: 71296 (36"), 81354 (10').
 ✦ Cut From 5/8" I.D. Suction Hose: 71207 (42"), 81355 (10').
 ✧ Cut From 3/4" I.D. Suction Hose: 71297 (36"), 81356 (10').
 ☆ See Page A14 For Pump or Gear Identification.

② Two Required.
 ③ Three Required.
 ④ Four Required.
 ✂ Cut To Fit.
 * Replaces Both Upper and Lower Hose.
 ▲ 252660 Adaptor Required For Some Models.
 ♣ See Page A6 For Installation Procedure.

Power Steering Hose for Light Trucks

Application	Assembly Number	Multi-Use Hose	End Fitting	Application	Assembly Number	Multi-Use Hose	End Fitting
FORD - Continued				FORD - Continued			
F SERIES PICKUP - Continued				F SERIES PICKUP - Continued			
1976 - Continued				1972 - Continued			
6-CYL. 240 ENG.; 6-CYL. 300 ENG. - Continued				V-8 302 ENG. - Continued			
Pressure; W/4WD; F100; F150	70960			Return - From Gear	≈80156		
Pressure; W/4WD; F250	91867			V-8 360 ENG.; V-8 390 ENG.			
Return; W/4WD	91584			Pressure	70956		
V-8 302 ENG.; V-8 360 ENG.; V-8 390 ENG.				Return - Cooler To Pump		★	
Cyl. - Left Turn; W/4WD	91576			Return - From Gear	70958		
Cyl. - Right Turn; W/4WD	91577			1971-1970			
Pressure; W/2WD	70956			6-CYL. 240 ENG.; 6-CYL. 300 ENG.			
Pressure; W/4WD; F100; F150	70960			Pressure	70952		
Pressure; W/4WD; F250	91867			Return	70958		
Return; W/2WD	70962			V-8 302 ENG.			
Return; W/4WD	91584			Pressure	70952		
V-8 460 ENG.				Return - Cooler To Pump		★	
Cyl. - Left Turn; W/4WD	91576			Return - From Gear	≈80156		
Cyl. - Right Turn; W/4WD	91577			V-8 360 ENG.; V-8 390 ENG.			
Pressure; W/2WD	91574			Pressure	70956		
Pressure; W/4WD; F100; F150	70960			Return - Cooler To Pump		★	
Pressure; W/4WD; F250	91867			Return - From Gear	70958		
Return; W/2WD		★		1969			
Return; W/4WD	91584			6-CYL. 240 ENG.; 6-CYL. 300 ENG.			
1975-1973				Pressure; W/Ford Stg. Gear; ☆P	70952		
6-CYL. 240 ENG.; 6-CYL. 300 ENG.; V-8 460 ENG.				V-8 302 ENG.			
Cyl. - Left Turn; W/4WD; F100	70999			Pressure	70952		
Cyl. - Left Turn; W/4WD; F250	91576			Return	70962		
Cyl. - Right Turn; W/4WD; F100	91575			V-8 360 ENG.; V-8 390 ENG.			
Cyl. - Right Turn; W/4WD; F250	91577			Pressure; W/Bendix Stg. Gear; W/Tag			
Pressure; W/2WD	91574			HCE-G	70963		
Pressure; W/4WD; F100	70987			Pressure; W/Ford Stg. Gear; W/Tag			
Pressure; W/4WD; F250; W/Bendix				SPA-L; ☆P	70956		
Control Valve; Ser. No. T80,001 &				Return; W/Bendix Stg. Gear; W/Tag			
After	91916			HCE-G		★	39859
Pressure; W/4WD; F250; W/Garrison				Return; W/Ford Stg. Gear; W/Tag			
Control Valve; Ser. No. T80,000 &				SPA-L; ☆P	70958		
Before	91868			1968			
Return; W/2WD		★		6-CYL. 240 ENG.; 6-CYL. 300 ENG.			
Return; W/4WD; F100	70991			Pressure; W/Ford Stg. Gear; ☆P	70952		
Return; W/4WD; F250; W/Bendix Or				V-8 360 ENG.; V-8 390 ENG.			
Garrison Control Valve	70996			Pressure; W/Bendix Stg. Gear; W/Tag			
V-8 302 ENG.; V-8 360 ENG.; V-8 390 ENG.				HCE-G	70963		
Cyl. - Left Turn; W/4WD; F100	70999			Pressure; W/Ford Stg. Gear; W/Tag			
Cyl. - Left Turn; W/4WD; F250	91576			SPA-L; ☆P	70956		
Cyl. - Right Turn; W/4WD; F100	91575			Return; W/Bendix Stg. Gear; W/Tag			
Cyl. - Right Turn; W/4WD; F250	91577			HCE-G		★	39859
Pressure; W/2WD	70956			Return; W/Ford Stg. Gear; W/Tag			
Pressure; W/4WD; F100	70987			SPA-L; ☆P	70958		
Pressure; W/4WD; F250; W/Bendix				1967			
Control Valve; Ser. No. T80,001 &				6-CYL. 240 ENG.; 6-CYL. 300 ENG.			
After	91916			Pressure; W/Ford Stg. Gear; ☆P	70952		
Pressure; W/4WD; F250; W/Garrison				V-8 352 ENG.			
Control Valve; Ser. No. T80,000 &				Pressure; W/Bendix Stg. Gear; W/Tag			
Before	91868			HCE-G	70963		
Return; W/2WD	70962			Pressure; W/Ford Stg. Gear; W/Tag			
Return; W/4WD; F100	70991			SPA-L; ☆P	70956		
Return; W/4WD; F250; W/Bendix Or				Return; W/Bendix Stg. Gear; W/Tag			
Garrison Control Valve	70996			HCE-G		★	39859
1972				Return; W/Ford Stg. Gear; W/Tag			
6-CYL. 240 ENG.; 6-CYL. 300 ENG.				SPA-L; ☆P	70958		
Return	70958			1972 - Continued			
V-8 302 ENG.				V-8 302 ENG. - Continued			
Pressure	70952			Return - From Gear	≈80156		
Return - Cooler To Pump		★		V-8 360 ENG.; V-8 390 ENG.			

- * Cut From C.P.E. 3/8" I.D. Hose: 71350 (48"), 81352 (25').
- † Cut From S.A.E. 11/32" I.D. Hose: 80062 (12"), 80063 (24"), 80064 (36"), 81353 (25').
- ★ Cut From S.A.E. 3/8" I.D. Hose: 71224 (24"), 71236 (36"), 71206 (48"), 81206 (25'). May Also Use 3/8" C.P.E.
- ♣ Cut From S.A.E. 5/8" I.D. Hose: 71351 (36").
- Cut From 1/2" I.D. Suction Hose: 71296 (36"), 81354 (10').
- ♣ Cut From 5/8" I.D. Suction Hose: 71207 (42"), 81355 (10').
- * Cut From 3/4" I.D. Suction Hose: 71297 (36"), 81356 (10').
- ☆ See Page A14 For Pump or Gear Identification.

- ② Two Required.
- ③ Three Required.
- ④ Four Required.
- ≈ Cut To Fit.
- ♣ Replaces Both Upper and Lower Hose.
- ▲ 252660 Adaptor Required For Some Models.
- ♣ See Page A6 For Installation Procedure.

SYSTEM
PUMP &
GEAR
IDENT.

SYSTEM &
COM-
PONENT
IDENT.

PASS.
CARS

LIGHT
TRUCKS

MEDIUM/
HEAVY
TRUCKS

BUSES

HOSE
NUMER-
ICAL

REPAIR
KITS

KIT
NUMER-
ICAL

ILLUSTRATIONS

Power Steering Hose for Light Trucks

	Application	Assembly Number	Multi-Use Hose	End Fitting		Application	Assembly Number	Multi-Use Hose	End Fitting
SYSTEM PUMP & GEAR IDENT.	FORD - Continued				FORD - Continued	RANCHERO - Continued			
	F SERIES PICKUP - Continued					1978 - Continued			
	1966-1965					V-8 302 ENG.; V-8 351 ENG.; V-8 400 ENG. - Continued			
SYSTEM & COMPONENT IDENT.	6-CYL. 240 ENG.; 6-CYL. 300 ENG. Pressure; W/Ford Stg. Gear; ☆P..... 70952				1978 - Continued	Return; W/O Cooler..... ★14"			
	FALCON RANCHERO					Return; W/Saginaw Stg. Gear; W/O Police, Taxi Pkg.; ☆N..... Ⓢ80031 ★33"			
	1965					Return; W/Saginaw Stg. Gear; W/Police, Taxi Pkg.; ☆N..... Ⓢ80031 ★33"			
PASS. CARS	6-CYL. 170 ENG.; 6-CYL. 200 ENG.; V-8 289 ENG. Pressure; W/Ford P.S. Pump; ☆C..... 70626				1977	V-8 302 ENG.; V-8 351 ENG.; V-8 400 ENG.			
	Return; W/Ford P.S. Pump; ☆C..... Ⓢ80023 ★38" 39861					Pressure; W/Ford Stg. Gear; W/O Police, Taxi Pkg.; ☆P..... 70674			
	1964-1963					Pressure; W/Saginaw Stg. Gear; W/O Police, Taxi Pkg.; ☆N..... 70704			
LIGHT TRUCKS	6-CYL. 144 ENG.; 6-CYL. 170 ENG. Cyl..... ②70608				1976-1975	Return; W/O Police, Taxi Pkg. Ⓢ80031 ★41"			
	V-8 260 ENG.					Return - Cooler To Pump..... ★28"			
	Pressure..... 80022					V-8 351 ENG.			
MEDIUM/HEAVY TRUCKS	Return..... Ⓢ80023 ★28" 39861				Pressure; W/Ford Stg. Gear; W/O Police, Taxi Pkg.; W/Modified Eng.; ☆P 71262				
	M SERIES MOTOR HOME				Pressure; W/Ford Stg. Gear; W/O Police, Taxi Pkg.; W/Windsor Eng.; ☆P 70674				
	1976-1974				Pressure; W/Saginaw Stg. Gear; ☆N.... 70704				
BUSES	V-8 360 ENG.; V-8 390 ENG.				Return - Cooler To Pump..... ★18"				
	Pressure..... 71299 39856				Return - From Gear; W/Cooler..... Ⓢ80031 ★21" 39859				
	Return..... 71302 39856				V-8 400 ENG.; V-8 460 ENG.				
HOSE NUMERICAL	V-8 460 ENG.				Pressure; W/Ford Stg. Gear; W/O Police, Taxi Pkg.; ☆P..... 71262				
	Pressure..... 71302 39856				Pressure; W/Saginaw Stg. Gear; ☆N.... 70704				
	Return..... 71302 39856				Return - Cooler To Pump..... ★18"				
REPAIR KITS	1973				Return - From Gear; W/Cooler..... Ⓢ80031 ★21" 39859				
	V-8 360 ENG.; V-8 390 ENG.				1974				
	Pressure..... 71299 39856				6-CYL. 250 ENG.				
KIT NUMERICAL	Return..... 71302 39856				Return..... Ⓢ80031 ★ 39859				
	RANCHERO				V-8 302 ENG.; V-8 351 ENG.; V-8 400 ENG.				
	1979				Pressure; W/Ford Stg. Gear; ☆P..... 70674				
ILLUSTRATIONS	Pressure; W/Saginaw Stg. Gear; W/O Police, Taxi Pkg.; ☆P..... 71009				Pressure; W/Saginaw Stg. Gear; ☆N.... 70704				
	Pressure; W/Saginaw Stg. Gear; W/O Police, Taxi Pkg.; ☆N..... 71059				Return - Cooler To Pump..... ★18"				
	Return; W/Ford Stg. Gear; W/O Police, Taxi Pkg.; ☆P..... ★33" 39135				Return - From Gear; W/Cooler..... Ⓢ80031 ★21" 39859				
ILLUSTRATIONS	Return; W/Ford Stg. Gear; W/Police, Taxi Pkg.; ☆P..... ★ 39135				V-8 460 ENG.				
	Return; W/O Cooler..... ★14" 39135				Pressure; W/Ford Stg. Gear; ☆P..... 71262				
	Return; W/Saginaw Stg. Gear; W/O Police, Taxi Pkg.; ☆N..... Ⓢ80031 ★33" 39135				Pressure; W/Saginaw Stg. Gear; ☆N.... 70704				
ILLUSTRATIONS	Return; W/Saginaw Stg. Gear; W/Police, Taxi Pkg.; ☆N..... Ⓢ80031 ★33" 39135				Return - Cooler To Pump..... ★18"				
	1978				Return - From Gear; W/Cooler..... Ⓢ80031 ★21" 39859				
	V-8 302 ENG.; V-8 351 ENG.; V-8 400 ENG.				1973				
ILLUSTRATIONS	Pressure; W/Ford Stg. Gear; W/O Police, Taxi Pkg.; ☆P..... 71009				6-CYL. 250 ENG.				
	Pressure; W/Saginaw Stg. Gear; W/O Police, Taxi Pkg.; ☆N..... 71059				Return..... Ⓢ80031 ★ 39859				
	Return; W/Ford Stg. Gear; W/O Police, Taxi Pkg.; ☆P..... ★33" 39135				V-8 302 ENG.; V-8 351 ENG.; V-8 400 ENG.				
ILLUSTRATIONS	Return; W/Ford Stg. Gear; W/Police, Taxi Pkg.; ☆P..... ★ 39135				Pressure; W/Ford Stg. Gear; ☆P..... 70674				
	Return - Cooler To Pump..... ★18"				Pressure; W/Saginaw Stg. Gear; ☆N.... 70704				
	Return - From Gear; W/Cooler..... Ⓢ80031 ★21" 39859				Return - Cooler To Pump..... ★18"				
ILLUSTRATIONS	V-8 429 ENG.				Return - From Gear; W/Cooler..... Ⓢ80031 ★21" 39859				
	Pressure; W/Ford Stg. Gear; ☆P..... 71262				1974				
	Pressure; W/Saginaw Stg. Gear; ☆N.... 70704				6-CYL. 250 ENG.				
ILLUSTRATIONS	Return - Cooler To Pump..... ★18"				Return..... Ⓢ80031 ★ 39859				
	Return - From Gear; W/Cooler..... Ⓢ80031 ★21" 39859				V-8 302 ENG.; V-8 351 ENG.; V-8 400 ENG.				
	Return - Cooler To Pump..... ★18"				Pressure; W/Ford Stg. Gear; ☆P..... 70674				
ILLUSTRATIONS	Return - From Gear; W/Cooler..... Ⓢ80031 ★21" 39859				Pressure; W/Saginaw Stg. Gear; ☆N.... 70704				
	Return - Cooler To Pump..... ★18"				Return - Cooler To Pump..... ★18"				
	Return - From Gear; W/Cooler..... Ⓢ80031 ★21" 39859				Return - From Gear; W/Cooler..... Ⓢ80031 ★21" 39859				

* Cut From C.P.E. 3/8" I.D. Hose: 71350 (48"), 81352 (25').
 † Cut From S.A.E. 11/32" I.D. Hose: 80062 (12"), 80063 (24"), 80064 (36"), 81353 (25').
 ★ Cut From S.A.E. 3/8" I.D. Hose: 71224 (24"), 71236 (36"), 71206 (48"), 81206 (25'). May Also Use 3/8" C.P.E.
 ♣ Cut From S.A.E. 5/8" I.D. Hose: 71351 (36").
 □ Cut From 1/2" I.D. Suction Hose: 71296 (36"), 81354 (10').
 ♠ Cut From 5/8" I.D. Suction Hose: 71207 (42"), 81355 (10').
 ✱ Cut From 3/4" I.D. Suction Hose: 71297 (36"), 81356 (10').
 ☆ See Page A14 For Pump or Gear Identification.

② Two Required.
 ③ Three Required.
 ④ Four Required.
 Ⓢ Cut To Fit.
 ♁ Replaces Both Upper and Lower Hose.
 ▲ 252660 Adaptor Required For Some Models.
 ♣ See Page A6 For Installation Procedure.

Power Steering Hose for Light Trucks

Application	Assembly Number	Multi-Use Hose	End Fitting	Application	Assembly Number	Multi-Use Hose	End Fitting	
FORD - Continued				FORD - Continued				SYSTEM PUMP & GEAR IDENT.
RANCHERO - Continued				RANCHERO - Continued				
1972				1967 - Continued				SYSTEM & COMPONENT IDENT.
6-CYL. 250 ENG.				V-8 289 ENG.				
Return.....	≠80031	★	39859	Cyl.....	Ⓣ70640			
V-8 302 ENG.; V-8 351 ENG.; V-8 400 ENG.; V-8 429 ENG.				Pressure; W/1/4" Control Valve Fitting...	80025			
Pressure; W/Ford Stg. Gear, Mar. 12 & Older; ☆P.....	91848			Pressure; W/5/16" Control Valve Fitting.	70653			
Pressure; W/Ford Stg. Gear, Mar. 13 & Newer; ☆P.....	71262			Return.....	≠80113	★30"	39860	
Pressure; W/Saginaw Stg. Gear; ☆N....	70704			V-8 390 ENG.				
Return - Cooler To Pump.....		★18"		Cyl.....	Ⓣ70640			
Return - From Gear; W/Cooler.....	≠80031	★21"	39859	Return.....	Ⓣ70656			
1971-1970				1966				PASS. CARS
6-CYL. 250 ENG.				6-CYL. 200 ENG.				
Cyl.....	Ⓣ70640			Cyl.....	Ⓣ70640			
Pressure.....	70652			Pressure.....	80024			
Return.....	≠80113	★38"	39860	Return.....	≠80113	★	39860	
V-8 302 ENG.; V-8 351 ENG.				V-8 289 ENG.				
Cyl.....	Ⓣ70640			Cyl.....	Ⓣ70640			
Pressure - Control Valve End.....	70679			Pressure.....	80024			
Pressure - Pump End.....	70692			Return.....	≠80113	★25"	39860	
Return - Control Valve End.....	Ⓣ70656			RANGER				
V-8 429 ENG.				1995-1993				LIGHT TRUCKS
Cyl.....	Ⓣ70640			4-CYL. 2.3 L ENG.; V-6 3.0 L ENG.; V-6 4.0 L ENG.				
Pressure - Control Valve End.....	70679			Pressure.....	71878			
Pressure - Pump End.....	80026			Return.....	80085			
Return - Control Valve End.....	Ⓣ70656			1992				
1969				4-CYL. 2.3 L ENG.; V-6 3.0 L ENG.; V-6 4.0 L ENG.				MEDIUM/HEAVY TRUCKS
6-CYL. 250 ENG.				4-CYL. 2.3 L ENG.; V-6 3.0 L ENG.; V-6 4.0 L ENG.				
Cyl.....	Ⓣ70640			Pressure.....	71878			
Pressure.....	70652			Return.....	80085			
Return.....	≠80113	★32"	39860	V-6 2.9 L ENG.				
V-8 302 ENG.; V-8 351 ENG.				1991				BUSES
Cyl.....	Ⓣ70640			4-CYL. 2.3 L ENG.				
Pressure - Control Valve End.....	70679			Pressure.....	71557			
Return - Control Valve End.....	Ⓣ70656	★24"		Return.....	71291			
Return - Cooler To Pump.....		★10"		V-6 2.9 L ENG.; V-6 3.0 L ENG.				
V-8 390 ENG.; V-8 428 ENG.				1990				HOSE NUMERICAL
Cyl.....	Ⓣ70640			4-CYL. 2.3 L ENG.				
Return; W/O A.C.....	Ⓣ70656	★22"		Pressure.....	71557			
1968				Return.....	71291			
6-CYL. 200 ENG.				V-6 2.9 L ENG.				
Cyl.....	Ⓣ70640			Pressure.....	71878			
Pressure.....	70652			Return.....	71291			
Return.....	≠80113	★32"	39860	V-6 4.0 L ENG.				
V-8 289 ENG.; V-8 302 ENG.				1989				REPAIR KITS
Cyl.....	Ⓣ70640			4-CYL. 2.3 L ENG.				
Pressure.....	70653			Pressure.....	71557			
Return.....	≠80113	★	39860	Return.....	71291			
V-8 390 ENG.; V-8 428 ENG.				V-6 2.9 L ENG.				
Cyl.....	Ⓣ70640			Pressure.....	71878			
Return.....	Ⓣ70656	★22"		Return.....	71291			
1967				V-6 4.0 L ENG.				KIT NUMERICAL
6-CYL. 200 ENG.				1989				
Cyl.....	Ⓣ70640			4-CYL. 2.3 L ENG.				
Pressure; W/1/4" Control Valve Fitting...	80024			Pressure.....	71878			
Pressure; W/5/16" Control Valve Fitting.	70652			Return.....	80085			
Return.....	≠80113	★28"	39860	1989				

* Cut From C.P.E. 3/8" I.D. Hose: 71350 (48"), 81352 (25").
 † Cut From S.A.E. 11/32" I.D. Hose: 80062 (12"), 80063 (24"), 80064 (36"), 81353 (25").
 ★ Cut From S.A.E. 3/8" I.D. Hose: 71224 (24"), 71236 (36"), 71206 (48"), 81206 (25"). May Also Use 3/8" C.P.E.
 ♣ Cut From S.A.E. 5/8" I.D. Hose: 71351 (36").
 □ Cut From 1/2" I.D. Suction Hose: 71296 (36"), 81354 (10').
 ♠ Cut From 5/8" I.D. Suction Hose: 71207 (42"), 81355 (10').
 ✱ Cut From 3/4" I.D. Suction Hose: 71297 (36"), 81356 (10').
 ☆ See Page A14 For Pump or Gear Identification.

Ⓣ Two Required.
 Ⓣ Three Required.
 Ⓣ Four Required.
 ≠ Cut To Fit.
 Ⓣ Replaces Both Upper and Lower Hose.
 ▲ 252660 Adaptor Required For Some Models.
 ♣ See Page A6 For Installation Procedure.

ILLUSTRATIONS

Power Steering Hose for Light Trucks

	Application	Assembly Number	Multi-Use Hose	End Fitting	Application	Assembly Number	Multi-Use Hose	End Fitting
SYSTEM PUMP & GEAR IDENT.	FORD - Continued				FORD - Continued			
SYSTEM & COMPONENT IDENT.	RANGER - Continued				SUPER DUTY PICKUP			
PASS. CARS	1989 - Continued				1995-1994			
	4-CYL. 2.3 L ENG. - Continued				V-8 7.3 L DIESEL ENG.			
	Return	71291			Pressure; Conventional System.....	91744		
	V-6 2.9 L ENG.				Pressure - Hydroboost To Gear; Hydroboost System	71416		
	Pressure	71244			Pressure - Pump To Hydroboost; Hydroboost System	71442		
	Return		★10"		Return; Conventional System	91849		
	1988				Return - Gear To Pump; Hydroboost System.....	91849		
	4-CYL. 2.0 L ENG.; 4-CYL. 2.3 L ENG.				Return - Hydroboost To Pump; Hydroboost System		★46"	
	Pressure	71279			V-8 7.5 L ENG.			
	Return	71291			Pressure; Conventional System.....	71556		
	V-6 2.9 L ENG.				Pressure - Hydroboost To Gear; Hydroboost System	71416		
	Pressure	71244		★10"	Pressure - Pump To Hydroboost; Hydroboost System	71442		
	Return				Return; Conventional System	91849		
	1987-1986				Return - Gear To Pump; Hydroboost System.....	91849		
LIGHT TRUCKS	4-CYL. 2.0 L ENG.; 4-CYL. 2.3 L ENG.				Return - Hydroboost To Pump; Hydroboost System		★46"	
	Pressure	71279			1993			
	Return	71291			V-8 7.3 L DIESEL ENG.			
	4-CYL. 2.3 L DIESEL ENG.				Pressure; Conventional System.....	91744		
	Pressure	71277		⊕41"	Pressure - Hydroboost To Gear; Hydroboost System	71416		
	Reservoir			★14"	Pressure - Pump To Hydroboost; Hydroboost System	71442		
	Return				Return; Conventional System	91849		
	V-6 2.9 L ENG.				Return - Gear To Pump; Hydroboost System.....	91849		
	Pressure	71244		★10"	Return - Hydroboost To Pump; Hydroboost System		★46"	
	Return				1992			
MEDIUM/HEAVY TRUCKS	1985				V-8 7.5 L ENG.			
	4-CYL. 2.0 L ENG.; 4-CYL. 2.3 L ENG.				Pressure; Conventional System.....	71556		
	Pressure	71279			Pressure - Hydroboost To Gear; Hydroboost System	71416		
	Return	71291			Pressure - Pump To Hydroboost; Hydroboost System	71442		
	4-CYL. 2.3 L DIESEL ENG.				Return; Conventional System	91849		
	Pressure	71277		⊕35"	Return - Gear To Pump; Hydroboost System.....	91849		
	Reservoir			★14"	Return - Hydroboost To Pump; Hydroboost System		★46"	
	Return				V-8 7.3 L DIESEL ENG.			
BUSES	V-6 2.8 L ENG.				Pressure; Conventional System; Aug. 1 & Newer	91744		
	Pressure	71244		★10"	Pressure; Conventional System; Jul. 31 & Older	71443		
	Return				Pressure - Hydroboost To Gear; Hydroboost System	71416		
	1984				Pressure - Pump To Hydroboost; Hydroboost System	71442		
	4-CYL. 2.0 L ENG.; 4-CYL. 2.3 L ENG.				Return; Conventional System	91849		
	Pressure	71214			Return - Gear To Pump; Hydroboost System.....		★15"	
	Return	71291			Return - Hydroboost To Pump; Hydroboost System		★46"	
	4-CYL. 2.2 L DIESEL ENG.				1991			
	Pressure	71214		⊕	V-8 7.3 L DIESEL ENG.			
	Reservoir			★10"	Pressure; Conventional System; Aug. 1 & Newer	91744		
	Return				Pressure; Conventional System; Jul. 31 & Older	71443		
	V-6 2.8 L ENG.				Pressure - Hydroboost To Gear; Hydroboost System	71416		
	Pressure	71244		★8"	Pressure - Pump To Hydroboost; Hydroboost System	71442		
	Return				Return; Conventional System		★12"	
	1983				Return - Gear To Pump; Hydroboost System; Dec. 1 & Newer.....	91849		
KIT NUMERICAL	4-CYL. 2.0 L ENG.; 4-CYL. 2.2 L DIESEL ENG.; 4-CYL. 2.3 L ENG.; V-6 2.8 L ENG.				Return - Gear To Pump; Hydroboost System; Nov. 30 & Older		★15"	
	Pressure	71214			Return - Hydroboost To Pump; Hydroboost System		★46"	
	Return			★10"				

ILLUSTRATIONS

* Cut From C.P.E. 3/8" I.D. Hose: 71350 (48"), 81352 (25').
 † Cut From S.A.E. 11/32" I.D. Hose: 80062 (12"), 80063 (24"), 80064 (36"), 81353 (25').
 ★ Cut From S.A.E. 3/8" I.D. Hose: 71224 (24"), 71236 (36"), 71206 (48"), 81206 (25'). May Also Use 3/8" C.P.E.
 ✦ Cut From S.A.E. 5/8" I.D. Hose: 71351 (36").
 □ Cut From 1/2" I.D. Suction Hose: 71296 (36"), 81354 (10').
 ⊕ Cut From 5/8" I.D. Suction Hose: 71207 (42"), 81355 (10').
 ✧ Cut From 3/4" I.D. Suction Hose: 71297 (36"), 81356 (10').
 ☆ See Page A14 For Pump or Gear Identification.

② Two Required.
 ③ Three Required.
 ④ Four Required.
 ⊕ Cut To Fit.
 ✧ Replaces Both Upper and Lower Hose.
 ▲ 252660 Adaptor Required For Some Models.
 ✦ See Page A6 For Installation Procedure.

Power Steering Hose for Light Trucks

Application	Assembly Number	Multi-Use Hose	End Fitting	Application	Assembly Number	Multi-Use Hose	End Fitting	
FORD - Continued				FORD - Continued				SYSTEM PUMP & GEAR IDENT.
SUPER DUTY PICKUP - Continued				WINDSTAR				
1992 - Continued				1995				SYSTEM & COMPONENT IDENT.
V-8 7.5 L ENG.				V-6 3.0 L ENG.				
Pressure; Conventional System.....	71556			Pressure	91850			
Pressure - Hydroboost To Gear; Hydroboost System	71416			Return - Cooler Tube; W/O Finned Cooler.....	92129			
Pressure - Pump To Hydroboost; Hydroboost System	71442			Return - From Gear	92126			
Return; Conventional System	91849	★12"		Return - Pipe To Pump	92128			
Return - Gear To Pump; Hydroboost System.....		★15"		V-6 3.8 L ENG.				
Return - Hydroboost To Pump; Hydroboost System		★46"		Pressure	91851			
1991-1990				Return - Cooler Tube; W/O Finned Cooler.....				
V-8 7.3 L DIESEL ENG.				Return - From Gear				
Pressure; Conventional System.....	71443			Return - To Reservoir.....	80354			
Pressure - Hydroboost To Gear; Hydroboost System	71416			GEO				
Pressure - Pump To Hydroboost; Hydroboost System	71442			TRACKER				
Return; Conventional System		★12"		1995-1989				
Return - Gear To Pump; Hydroboost System.....		★15"		4-CYL. 1.6 L ENG.				
Return - Hydroboost To Pump; Hydroboost System		★46"		Pressure	80278			
V-8 7.5 L ENG.				Reservoir				
Pressure; Conventional System.....	71556			Return		✦		
Pressure - Hydroboost To Gear; Hydroboost System	71416			Return - Gear To Reservoir.....		★7"		
Pressure - Pump To Hydroboost; Hydroboost System	71442			GMC				
Return; Conventional System	91849	★12"		IMPORTANT: PLEASE NOTE. To select correct replacement parts, it may be necessary to identify the code character for the engine by looking at the VIN (Vehicle Identification Number) located on the dash panel. For 1981 and newer cars, refer to the 8th digit of VIN for the correct engine code. For 1980 and older cars, refer to the 5th digit of VIN for the correct engine code.				
Return - Gear To Pump; Hydroboost System.....	91849	★12"		C & K SERIES PICKUP				
Return - Hydroboost To Pump; Hydroboost System		★46"		1995				
V-8 7.3 L DIESEL ENG.				V-6 4.3 L ENG.				
Pressure; Conventional System.....	71215			Pressure	71667			
Pressure - Hydroboost To Gear; Hydroboost System	71416			Return; W/O Cooler	★71417			
Pressure - Pump To Hydroboost; Hydroboost System	71415			Return - Cooler To Pump; W/Finned Cooler.....		★42"		
Return; Conventional System		★12"		V-8 5.0 L ENG.				
Return - Gear To Pump; Hydroboost System.....		★15"		Pressure	71668			
Return - Hydroboost To Pump; Hydroboost System		★46"		Return; W/O Cooler	★71417			
V-8 7.5 L ENG.				Return - Cooler To Pump; W/Finned Cooler.....				
Pressure; Conventional System.....	70424			V-8 5.7 L ENG.				
Pressure - Hydroboost To Gear; Hydroboost System	71416			Pressure; Conventional System.....	71668			
Pressure - Pump To Hydroboost; Hydroboost System	71415			Pressure - Hydroboost To Gear; Hydroboost System; 3500HD.....	91817			
Return; Conventional System		★12"		Pressure - Hydroboost To Gear; Hydroboost System; Exc. 3500HD	91814			
Return - Gear To Pump; Hydroboost System.....		★15"		Pressure - Pump To Hydroboost; Hydroboost System	91815			
Return - Hydroboost To Pump; Hydroboost System		★46"		Return; W/O Cooler	★71417			
V-8 7.3 L DIESEL ENG.				Return - Cooler To Pump; W/Finned Cooler.....				
Pressure; Conventional System.....	71215			Return - Hydroboost To Pump; Hydroboost System	91816			
Pressure - Hydroboost To Gear; Hydroboost System	71416			V-8 6.5 L DIESEL ENG.				
Pressure - Pump To Hydroboost; Hydroboost System	71415			Pressure - Hydroboost To Gear; 3500HD	91817			
Return; Conventional System		★12"		Pressure - Hydroboost To Gear; Exc. 3500HD	91814			
Return - Gear To Pump; Hydroboost System.....		★15"		C & K SERIES PICKUP				
Return - Hydroboost To Pump; Hydroboost System		★46"		1995				

* Cut From C.P.E. 3/8" I.D. Hose: 71350 (48"), 81352 (25").
 † Cut From S.A.E. 11/32" I.D. Hose: 80062 (12"), 80063 (24"), 80064 (36"), 81353 (25").
 ★ Cut From S.A.E. 3/8" I.D. Hose: 71224 (24"), 71236 (36"), 71206 (48"), 81206 (25"). May Also Use 3/8" C.P.E.
 ✦ Cut From S.A.E. 5/8" I.D. Hose: 71351 (36").
 □ Cut From 1/2" I.D. Suction Hose: 71296 (36"), 81354 (10').
 ✧ Cut From 5/8" I.D. Suction Hose: 71207 (42"), 81355 (10').
 ✨ Cut From 3/4" I.D. Suction Hose: 71297 (36"), 81356 (10').
 ☆ See Page A14 For Pump or Gear Identification.

② Two Required.
 ③ Three Required.
 ④ Four Required.
 ✧ Cut To Fit.
 ✨ Replaces Both Upper and Lower Hose.
 ▲ 252660 Adaptor Required For Some Models.
 ✦ See Page A6 For Installation Procedure.

SYSTEM PUMP & GEAR IDENT.

SYSTEM & COMPONENT IDENT.

PASS. CARS

LIGHT TRUCKS

MEDIUM/HEAVY TRUCKS

BUSES

HOSE NUMERICAL

REPAIR KITS

KIT NUMERICAL

ILLUSTRATIONS

Power Steering Hose for Light Trucks

	Application	Assembly Number	Multi-Use Hose	End Fitting	Application	Assembly Number	Multi-Use Hose	End Fitting
SYSTEM PUMP & GEAR IDENT.	GMC - Continued				GMC - Continued			
	C & K SERIES PICKUP - Continued				C & K SERIES PICKUP - Continued			
	1995 - Continued				1994 - Continued			
	V-8 6.5 L DIESEL ENG. - Continued				V-8 7.4 L ENG. - Continued			
	Pressure - Pump To Hydroboost.....	91813			Return - Hydroboost To Pump; Hydroboost System	91818		
SYSTEM & COMPONENT IDENT.	Return - Cooler To Pump		*42"					
	Return - Hydroboost To Pump	91816						
	V-8 7.4 L ENG.				1993-1992			
	Pressure; Conventional System.....	71094			V-6 4.3 L ENG.			
	Pressure - Hydroboost To Gear; Hydroboost System; 3500HD	91817			Pressure	71667		
	Pressure - Hydroboost To Gear; Hydroboost System; Exc. 3500HD	91814			Return; W/O Cooler	≠71417		
PASS. CARS	Pressure - Pump To Hydroboost; Hydroboost System	91813			Return - Cooler To Pump; W/Finned Cooler		*42"	
	Return - Cooler To Pump; W/Finned Cooler		*42"		V-8 5.0 L ENG.			
	Return - Hydroboost To Pump; Hydroboost System	91816			Pressure	71668		
					Return; W/O Cooler	≠71417		
					Return - Cooler To Pump; W/Finned Cooler		*38"	
	1994				V-8 5.7 L ENG.			
	V-6 4.3 L ENG.				Pressure; Conventional System.....			
	Pressure	71667			Pressure - Hydroboost To Gear; Hydroboost System; 3500HD	91731		
LIGHT TRUCKS	Return; W/O Cooler	≠71417			Pressure - Hydroboost To Gear; Hydroboost System; Exc. 3500HD	91730		
	Return - Cooler To Pump; W/Finned Cooler		*42"		Pressure - Pump To Hydroboost; Hydroboost System; 3500HD	91732		
					Pressure - Pump To Hydroboost; Hydroboost System; Exc. 3500HD	91651		
	V-8 5.0 L ENG.				Return; W/O Cooler	≠71417		
	Pressure	71668			Return - Cooler To Pump; W/Finned Cooler		*42"	
MEDIUM/HEAVY TRUCKS	Return; W/O Cooler	≠71417			Return - Hydroboost To Pump; Hydroboost System	91818		
	Return - Cooler To Pump; W/Finned Cooler		*38"		V-8 6.2 L DIESEL ENG.; V-8 6.5 L DIESEL ENG.			
	V-8 5.7 L ENG.				Pressure - Hydroboost To Gear	91730		
	Pressure; Conventional System.....	71668			Pressure - Pump To Hydroboost; 3500HD	91733		
	Pressure - Hydroboost To Gear; Hydroboost System; 3500HD	91731			Pressure - Pump To Hydroboost; Exc. 3500HD	91651		
	Pressure - Hydroboost To Gear; Hydroboost System; Exc. 3500HD	91730			Return - Cooler To Pump	*42"		
BUSES	Pressure - Pump To Hydroboost; Hydroboost System; 3500HD	91732			Return - Hydroboost To Pump	91818		
	Pressure - Pump To Hydroboost; Hydroboost System; Exc. 3500HD	91651			V-8 7.4 L ENG.			
	Return; W/O Cooler	≠71417			Pressure; Conventional System.....	71094		
	Return - Cooler To Pump; W/Finned Cooler		*42"		Pressure - Hydroboost To Gear; Hydroboost System; 3500HD	91731		
	Return - Hydroboost To Pump; Hydroboost System	91818			Pressure - Hydroboost To Gear; Hydroboost System; Exc. 3500HD	91730		
	V-8 6.5 L DIESEL ENG.				Pressure - Pump To Hydroboost; Hydroboost System; 3500HD	91733		
	Pressure - Hydroboost To Gear	91730			Pressure - Pump To Hydroboost; Hydroboost System; Exc. 3500HD	91651		
	Pressure - Pump To Hydroboost; 3500HD	91733			Return - Cooler To Pump; W/Finned Cooler		*42"	
	Pressure - Pump To Hydroboost; Exc. 3500HD	91651			Return - Hydroboost To Pump; Hydroboost System	91818		
HOSE NUMERICAL	Return - Cooler To Pump		*42"		1991			
	Return - Hydroboost To Pump; Hydroboost System	91818			V-6 4.3 L ENG.			
	V-8 7.4 L ENG.				Pressure; Conventional System.....	71667		
	Pressure; Conventional System.....	71094			Pressure - Hydroboost To Gear; Hydroboost System; 3500HD	91696		
	Pressure - Hydroboost To Gear; Hydroboost System; 3500HD	91731			Pressure - Hydroboost To Gear; Hydroboost System; Exc. 3500HD	91659		
	Pressure - Hydroboost To Gear; Hydroboost System; Exc. 3500HD	91730			Pressure - Pump To Hydroboost; Hydroboost System	91651		
	Pressure - Pump To Hydroboost; Hydroboost System; 3500HD	91733			Return; W/O Cooler	≠71417		
	Pressure - Pump To Hydroboost; Hydroboost System; Exc. 3500HD	91651						
REPAIR KITS	Return - Cooler To Pump		*42"					
	Return - Hydroboost To Pump	91818						
	V-8 7.4 L ENG.							
	Pressure; Conventional System.....	71094						
	Pressure - Hydroboost To Gear; Hydroboost System; 3500HD	91731						
	Pressure - Hydroboost To Gear; Hydroboost System; Exc. 3500HD	91730						
KIT NUMERICAL	Pressure - Pump To Hydroboost; Hydroboost System; 3500HD	91733						
	Pressure - Pump To Hydroboost; Hydroboost System; Exc. 3500HD	91651						
	Return - Cooler To Pump; W/Finned Cooler		*42"					

- * Cut From C.P.E. 3/8" I.D. Hose: 71350 (48"), 81352 (25).
- † Cut From S.A.E. 11/32" I.D. Hose: 80062 (12"), 80063 (24"), 80064 (36"), 81353 (25).
- ★ Cut From S.A.E. 3/8" I.D. Hose: 71224 (24"), 71236 (36"), 71206 (48"), 81206 (25). May Also Use 3/8" C.P.E.
- ♣ Cut From S.A.E. 5/8" I.D. Hose: 71351 (36").
- Cut From 1/2" I.D. Suction Hose: 71296 (36"), 81354 (10').
- ♠ Cut From 5/8" I.D. Suction Hose: 71207 (42"), 81355 (10').
- ✱ Cut From 3/4" I.D. Suction Hose: 71297 (36"), 81356 (10').
- ☆ See Page A14 For Pump or Gear Identification.

- Ⓜ Two Required.
- Ⓝ Three Required.
- Ⓞ Four Required.
- ≠ Cut To Fit.
- ⊕ Replaces Both Upper and Lower Hose.
- ▲ 252660 Adaptor Required For Some Models.
- ♣ See Page A6 For Installation Procedure.

Power Steering Hose for Light Trucks

Application	Assembly Number	Multi-Use Hose	End Fitting	Application	Assembly Number	Multi-Use Hose	End Fitting	
GMC - Continued				GMC - Continued				SYSTEM PUMP & GEAR IDENT.
C & K SERIES PICKUP - Continued				C & K SERIES PICKUP - Continued				
1991 - Continued				1990 - Continued				SYSTEM & COMPONENT IDENT.
V-6 4.3 L ENG. - Continued				V-8 5.0 L ENG.; V-8 5.7 L ENG. - Continued				
Return - Cooler To Pump; W/Finned Cooler.....		*42"		Pressure - Hydroboost To Gear; Hydroboost System.....	91659			
Return - Gear To Cooler; Hydroboost System.....		*		Pressure - Pump To Hydroboost; Hydroboost System.....	91651			
Return - Hydroboost To Pump; Hydroboost System.....	91818			Return; W/O Cooler.....	≧71417			
V-8 5.0 L ENG.; V-8 5.7 L ENG.				Return - Cooler To Pump; W/Finned Cooler.....		*42"		
Pressure; Conventional System.....	71668			Return - Gear To Cooler; Hydroboost System.....		*		
Pressure - Hydroboost To Gear; Hydroboost System; 3500HD.....	91696			Return - Hydroboost To Pump; Hydroboost System.....	91818			
Pressure - Hydroboost To Gear; Hydroboost System; Exc. 3500HD.....	91659			V-8 6.2 L DIESEL ENG.			PASS. CARS	
Pressure - Pump To Hydroboost; Hydroboost System.....	91651			Pressure - Hydroboost To Gear.....	91659			
Return; W/O Cooler.....	≧71417			Pressure - Pump To Hydroboost.....	91651			
Return - Cooler To Pump; W/Finned Cooler.....		*42"		Return; W/O Cooler.....	71417			
Return - Gear To Cooler; Hydroboost System.....		*		Return - Cooler To Pump.....		*42"		
Return - Hydroboost To Pump; Hydroboost System.....	91818			Return - Gear To Cooler.....		*		
V-8 6.2 L DIESEL ENG.				Return - Hydroboost To Pump.....	91818			
Pressure - Hydroboost To Gear; 3500HD.....	91696			V-8 7.4 L ENG.			LIGHT TRUCKS	
Pressure - Hydroboost To Gear; Exc. 3500HD.....	91659			Pressure; Conventional System.....	71094			
Pressure - Pump To Hydroboost.....	91651			Pressure - Hydroboost To Gear; Hydroboost System.....	91659			
Return; W/O Cooler.....	71417			Pressure - Pump To Hydroboost; Hydroboost System.....	91651			
Return - Cooler To Pump.....		*42"		Return - Cooler To Pump; W/Finned Cooler.....		*42"	MEDIUM/HEAVY TRUCKS	
Return - Gear To Cooler.....		*		Return - Gear To Cooler; Hydroboost System.....		*		
Return - Hydroboost To Pump.....	91818			Return - Hydroboost To Pump; Hydroboost System.....	91818			
V-8 7.4 L ENG.				1989			BUSES	
Pressure; Conventional System.....	71094			V-6 4.3 L ENG.				
Pressure - Hydroboost To Gear; Hydroboost System; 3500HD.....	91696			Pressure; Conventional System.....	71667			
Pressure - Hydroboost To Gear; Hydroboost System; Exc. 3500HD.....	91659			Pressure - Hydroboost To Gear; Hydroboost System; Exc. 3500HD.....	91659			
Pressure - Pump To Hydroboost; Hydroboost System.....	91651			Pressure - Pump To Hydroboost; Hydroboost System.....	91651			
Return - Cooler To Pump; W/Finned Cooler.....		*42"		Return; W/O Cooler.....	≧71417			
Return - Gear To Cooler; Hydroboost System.....		*		Return - Cooler To Pump; W/Finned Cooler.....		*42"	HOSE NUMERICAL	
Return - Hydroboost To Pump; Hydroboost System.....	91818			Return - Gear To Cooler; Hydroboost System.....		*		
1990				Return - Hydroboost To Pump; Hydroboost System.....	91818			
V-6 4.3 L ENG.				V-8 5.0 L ENG.; V-8 5.7 L ENG.			REPAIR KITS	
Pressure; Conventional System.....	71667			Pressure; Conventional System.....	71668			
Pressure - Hydroboost To Gear; Hydroboost System.....	91659			Pressure - Hydroboost To Gear; Hydroboost System; Exc. 3500HD.....	91659			
Pressure - Pump To Hydroboost; Hydroboost System.....	91651			Pressure - Pump To Hydroboost; Hydroboost System.....	91651			
Return; W/O Cooler.....	≧71417			Return; W/O Cooler.....	≧71417			
Return - Cooler To Pump; W/Finned Cooler.....		*42"		Return - Cooler To Pump; W/Finned Cooler.....		*42"	KIT NUMERICAL	
Return - Gear To Cooler; Hydroboost System.....		*		Return - Gear To Cooler; Hydroboost System.....		*		
Return - Hydroboost To Pump; Hydroboost System.....	91818			Return - Hydroboost To Pump; Hydroboost System.....	91818			
V-8 5.0 L ENG.; V-8 5.7 L ENG.				V-8 6.2 L DIESEL ENG.			ILLUSTRATIONS	
Pressure; Conventional System.....	71668			Pressure - Hydroboost To Gear; Exc. 3500HD.....	91659			
Pressure - Hydroboost To Gear; Hydroboost System.....	91659			Pressure - Pump To Hydroboost.....	91651			
Pressure - Pump To Hydroboost; Hydroboost System.....	91651			Return; W/O Cooler.....	71417			
Return; W/O Cooler.....	≧71417							

- * Cut From C.P.E. 3/8" I.D. Hose: 71350 (48"), 81352 (25').
- † Cut From S.A.E. 11/32" I.D. Hose: 80062 (12"), 80063 (24"), 80064 (36"), 81353 (25').
- ★ Cut From S.A.E. 3/8" I.D. Hose: 71224 (24"), 71236 (36"), 71206 (48"), 81206 (25'). May Also Use 3/8" C.P.E.
- ♣ Cut From S.A.E. 5/8" I.D. Hose: 71351 (36").
- Cut From 1/2" I.D. Suction Hose: 71296 (36"), 81354 (10').
- ♣ Cut From 5/8" I.D. Suction Hose: 71207 (42"), 81355 (10').
- ✱ Cut From 3/4" I.D. Suction Hose: 71297 (36"), 81356 (10').
- ☆ See Page A14 For Pump or Gear Identification.

- Ⓜ Two Required.
- Ⓝ Three Required.
- Ⓞ Four Required.
- ≧ Cut To Fit.
- ⊗ Replaces Both Upper and Lower Hose.
- ▲ 252660 Adaptor Required For Some Models.
- ♣ See Page A6 For Installation Procedure.

Power Steering Hose for Light Trucks

	Application	Assembly Number	Multi-Use Hose	End Fitting	Application	Assembly Number	Multi-Use Hose	End Fitting
SYSTEM PUMP & GEAR IDENT.	GMC - Continued				GMC - Continued			
	C & K SERIES PICKUP - Continued				C & K SERIES PICKUP - Continued			
	1989 - Continued				1986-1985			
	V-8 6.2 L DIESEL ENG. - Continued				6-CYL. 4.8 L ENG.			
SYSTEM & COMPONENT IDENT.	Return - Cooler To Pump.....			*42"	Pressure; Conventional System.....	71094		
	Return - Gear To Cooler.....			*	Pressure - Hydroboost To Gear; Hydroboost System.....	71093		
	Return - Hydroboost To Pump.....	91818			Pressure - Pump To Hydroboost; Hydroboost System.....	91467		
	V-8 7.4 L ENG.				Return; Conventional System.....			*14"
	Pressure; Conventional System.....	71094			Return - Gear To Pump; Hydroboost System.....			*24"
	Pressure - Hydroboost To Gear; Hydroboost System.....	91659			Return - Hydroboost To Pump; Hydroboost System.....			*32"
	Pressure - Pump To Hydroboost; Hydroboost System.....	91651			V-6 4.3 L ENG.			
PASS. CARS	Return - Cooler To Pump; W/Finned Cooler.....			*42"	Pressure.....	71270		*18"
	Return - Gear To Cooler; Hydroboost System.....			*	Return.....			
	Return - Hydroboost To Pump; Hydroboost System.....	91818			V-8 5.0 L ENG.			
	1988				Pressure; Optional Hose.....	71402		
	V-6 4.3 L ENG.				Pressure; Preferred Hose.....	71088		
	Pressure; Conventional System.....	71667			Return.....			*12"
LIGHT TRUCKS	Pressure - Hydroboost To Gear; Hydroboost System.....	91659			V-8 5.7 L ENG.			
	Pressure - Pump To Hydroboost; Hydroboost System.....	91651			Pressure; Conventional System; Optional Hose.....	71402		
	Return; W/O Cooler.....	71417			Pressure; Conventional System; Preferred Hose.....	71088		
	Return - Cooler To Pump; W/Finned Cooler.....			*42"	Pressure - Hydroboost To Gear; Hydroboost System.....	71093		
MEDIUM/HEAVY TRUCKS	Return - Gear To Cooler; Hydroboost System.....			*	Pressure - Pump To Hydroboost; Hydroboost System.....	91466		
	Return - Hydroboost To Pump; Hydroboost System.....	91818			Return; Conventional System.....			*12"
	V-8 5.0 L ENG.; V-8 5.7 L ENG.				Return - Gear To Pump; Hydroboost System.....			*24"
	Pressure; Conventional System; Early... ..	71094			Return - Hydroboost To Pump; Hydroboost System.....			*32"
	Pressure; Conventional System; Late... ..	71668			V-8 6.2 L DIESEL ENG.			
	Pressure - Hydroboost To Gear; Hydroboost System.....	91659			Pressure - Hydroboost To Gear.....	71093		
BUSES	Pressure - Pump To Hydroboost; Hydroboost System.....	91651			Pressure - Pump To Hydroboost.....	91866		
	Return; W/O Cooler.....	71417			Reservoir.....			*24"
	Return - Cooler To Pump; W/Finned Cooler.....			*42"	Return - Gear To Pump.....			*32"
	Return - Gear To Cooler; Hydroboost System.....			*	Return - Hydroboost To Pump.....			
	Return - Hydroboost To Pump; Hydroboost System.....	91818			V-8 7.4 L ENG.			
	V-8 6.2 L DIESEL ENG.				Pressure; Conventional System.....	71148		
	Pressure - Hydroboost To Gear.....	91659			Pressure - Hydroboost To Gear; Hydroboost System.....	71093		
	Pressure - Pump To Hydroboost.....	91651			Pressure - Pump To Hydroboost; Hydroboost System.....	91469		
	Return; W/O Cooler.....	71417			Reservoir; Conventional System.....			*24"
	Return - Cooler To Pump.....			*42"	Reservoir; Hydroboost System.....			*13"
	Return - Gear To Cooler.....			*	Return; Conventional System.....			*24"
	Return - Hydroboost To Pump.....	91818			Return - Gear To Pump; Hydroboost System.....			*32"
	V-8 7.4 L ENG.				Return - Hydroboost To Pump; Hydroboost System.....			
	Pressure; Conventional System.....	71094			1984-1982			
	Pressure - Hydroboost To Gear; Hydroboost System.....	91659			6-CYL. 4.1 L ENG.			
	Pressure - Pump To Hydroboost; Hydroboost System.....	91651			Pressure; Conventional System;			
	Return - Cooler To Pump; W/Finned Cooler.....			*42"	W/Chassis Cab.....	71094		
	Return - Gear To Cooler; Hydroboost System.....			*	Pressure; Conventional System; W/O Chassis Cab.....	71092		
	Return - Hydroboost To Pump; Hydroboost System.....	91818			Pressure - Hydroboost To Gear; Hydroboost System.....	71093		
	V-8 6.2 L DIESEL ENG.				Pressure - Pump To Hydroboost; Hydroboost System.....	91467		
	Pressure - Hydroboost To Gear.....	91659			Reservoir; Conventional System.....			*20"
	Pressure - Pump To Hydroboost.....	91651			Reservoir; Hydroboost System.....			
	Return; W/O Cooler.....	71417			Return; Conventional System.....			*13"
	Return - Cooler To Pump.....			*42"	Return - Gear To Pump; Hydroboost System.....			*24"
	Return - Gear To Cooler.....			*	Return - Hydroboost To Pump; Hydroboost System.....			*32"
	Return - Hydroboost To Pump.....	91818			1984-1982			
	V-8 7.4 L ENG.				6-CYL. 4.1 L ENG.			
	Pressure; Conventional System.....	71094			Pressure; Conventional System;			
	Pressure - Hydroboost To Gear; Hydroboost System.....	91659			W/Chassis Cab.....	71094		
	Pressure - Pump To Hydroboost; Hydroboost System.....	91651			Pressure; Conventional System; W/O Chassis Cab.....	71092		
	Return - Cooler To Pump; W/Finned Cooler.....			*42"	Pressure - Hydroboost To Gear; Hydroboost System.....	71093		
	Return - Gear To Cooler; Hydroboost System.....			*	Pressure - Pump To Hydroboost; Hydroboost System.....	91467		
	Return - Hydroboost To Pump; Hydroboost System.....	91818			Return; Conventional System.....			*20"

ILLUSTRATIONS

* Cut From C.P.E. 3/8" I.D. Hose: 71350 (48"), 81352 (25').
 † Cut From S.A.E. 11/32" I.D. Hose: 80062 (12"), 80063 (24"), 80064 (36"), 81353 (25').
 ★ Cut From S.A.E. 3/8" I.D. Hose: 71224 (24"), 71236 (36"), 71206 (48"), 81206 (25'). May Also Use 3/8" C.P.E.
 ♣ Cut From S.A.E. 5/8" I.D. Hose: 71351 (36").
 □ Cut From 1/2" I.D. Suction Hose: 71296 (36"), 81354 (10').
 † Cut From 5/8" I.D. Suction Hose: 71207 (42"), 81355 (10').
 * Cut From 3/4" I.D. Suction Hose: 71297 (36"), 81356 (10').
 ☆ See Page A14 For Pump or Gear Identification.

Ⓜ Two Required.
 Ⓝ Three Required.
 Ⓞ Four Required.
 ≍ Cut To Fit.
 Ⓢ Replaces Both Upper and Lower Hose.
 ▲ 252660 Adaptor Required For Some Models.
 ♣ See Page A6 For Installation Procedure.

Power Steering Hose for Light Trucks

Application	Assembly Number	Multi-Use Hose	End Fitting	Application	Assembly Number	Multi-Use Hose	End Fitting	
GMC - Continued				GMC - Continued				SYSTEM PUMP & GEAR IDENT.
C & K SERIES PICKUP - Continued				C & K SERIES PICKUP - Continued				
1984-1982 - Continued				1981 - Continued				SYSTEM & COMPONENT IDENT.
6-CYL. 4.1 L ENG. - Continued				6-CYL. 4.1 L ENG. - Continued				
Return - Gear To Pump; Hydroboost System.....		*24"		Return - Hydroboost To Pump; Hydroboost System		*32"		
Return - Hydroboost To Pump; Hydroboost System		*32"		6-CYL. 4.8 L ENG.				
6-CYL. 4.8 L ENG.				Pressure; Conventional System.....	71094			
Pressure; Conventional System.....	71094			Pressure - Hydroboost To Gear; Hydroboost System	71093			
Pressure - Hydroboost To Gear; Hydroboost System	71093			Pressure - Pump To Hydroboost; Hydroboost System	91467			
Pressure - Pump To Hydroboost; Hydroboost System	91467			Return; Conventional System		*18"		
Return; Conventional System		*20"		Return - Gear To Pump; Hydroboost System.....		*24"		
Return - Gear To Pump; Hydroboost System.....		*24"		Return - Hydroboost To Pump; Hydroboost System		*32"		
Return - Hydroboost To Pump; Hydroboost System		*32"		V-8 5.0 L ENG.; V-8 6.6 L ENG. (CANADA)				
V-8 5.0 L ENG.				Pressure; Optional Hose.....	71402			
Pressure; Optional Hose.....	71402			Pressure; Preferred Hose	71088			
Pressure; Preferred Hose	71088			Return		*24"	39106	
Return		*20"		V-8 5.7 L ENG.				
V-8 5.7 L ENG.				Pressure; Conventional System; Optional Hose	71402			
Pressure; Conventional System; Optional Hose	71402			Pressure; Conventional System; Preferred Hose	71088			
Pressure; Conventional System; Preferred Hose	71088			Pressure - Hydroboost To Gear; Hydroboost System	71093			
Pressure - Hydroboost To Gear; Hydroboost System	71093			Pressure - Pump To Hydroboost; Hydroboost System	91466			
Pressure - Pump To Hydroboost; Hydroboost System	91466			Return; Conventional System		*24"	39106	
Return; Conventional System		*20"		Return - Gear To Pump; Hydroboost System.....		*24"		
Return - Gear To Pump; Hydroboost System.....		*24"		Return - Hydroboost To Pump; Hydroboost System		*32"		
Return - Hydroboost To Pump; Hydroboost System		*32"		V-8 5.7 L DIESEL ENG.				
V-8 6.2 L DIESEL ENG.				Pressure - Hydroboost To Gear.....	71093			
Pressure - Hydroboost To Gear.....	71093			Pressure - Pump To Hydroboost.....	91468			
Pressure - Pump To Hydroboost.....	91866			Reservoir		☼		
Reservoir		☼		Return - Gear To Pump.....		*24"		
Return - Gear To Pump.....		*24"		Return - Hydroboost To Pump		*32"		
Return - Hydroboost To Pump		*32"		V-8 7.4 L ENG.				
V-8 7.4 L ENG.				Pressure; Conventional System.....	71148			
Pressure; Conventional System.....	71148			Pressure - Hydroboost To Gear; Hydroboost System	71093			
Pressure - Hydroboost To Gear; Hydroboost System	71093			Pressure - Pump To Hydroboost; Hydroboost System	91469			
Pressure - Pump To Hydroboost; Hydroboost System	91469			Reservoir; Hydroboost System		☼		
Reservoir; Hydroboost System		☼		Return; Conventional System		*24"	39106	
Return; Conventional System		*13"		Return - Gear To Pump; Hydroboost System.....		*24"		
Return - Gear To Pump; Hydroboost System.....		*24"		Return - Hydroboost To Pump; Hydroboost System		*32"		
Return - Hydroboost To Pump; Hydroboost System		*32"		1980				
1981				6-CYL. 4.1 L ENG.				
6-CYL. 4.1 L ENG.				Pressure; Conventional System.....	71092			
Pressure; Conventional System.....	71092			Pressure - Hydroboost To Gear; Hydroboost System	71093			
Pressure - Hydroboost To Gear; Hydroboost System	71093			Pressure - Pump To Hydroboost; Hydroboost System	91467			
Pressure - Pump To Hydroboost; Hydroboost System	91467			Return; Conventional System		*18"		
Return; Conventional System		*18"		Return - Gear To Pump; Hydroboost System.....		*24"		
Return - Gear To Pump; Hydroboost System.....		*24"		Return - Hydroboost To Pump; Hydroboost System		*32"		

- * Cut From C.P.E. 3/8" I.D. Hose: 71350 (48"), 81352 (25').
- † Cut From S.A.E. 11/32" I.D. Hose: 80062 (12"), 80063 (24"), 80064 (36"), 81353 (25').
- ★ Cut From S.A.E. 3/8" I.D. Hose: 71224 (24"), 71236 (36"), 71206 (48"), 81206 (25'). May Also Use 3/8" C.P.E.
- ♣ Cut From S.A.E. 5/8" I.D. Hose: 71351 (36").
- Cut From 1/2" I.D. Suction Hose: 71296 (36"), 81354 (10').
- ♣ Cut From 5/8" I.D. Suction Hose: 71207 (42"), 81355 (10').
- ✱ Cut From 3/4" I.D. Suction Hose: 71297 (36"), 81356 (10').
- ☆ See Page A14 For Pump or Gear Identification.

- Ⓜ Two Required.
- Ⓝ Three Required.
- Ⓞ Four Required.
- Ⓟ Cut To Fit.
- ☼ Replaces Both Upper and Lower Hose.
- ▲ 252660 Adaptor Required For Some Models.
- ♣ See Page A6 For Installation Procedure.

ILLUSTRATIONS

Power Steering Hose for Light Trucks

	Application	Assembly Number	Multi-Use Hose	End Fitting	Application	Assembly Number	Multi-Use Hose	End Fitting
SYSTEM PUMP & GEAR IDENT.	GMC - Continued				GMC - Continued			
	C & K SERIES PICKUP - Continued				C & K SERIES PICKUP - Continued			
	1980 - Continued				1979 - Continued			
SYSTEM & COMPONENT IDENT.	6-CYL. 4.8 L ENG.				V-8 350 ENG.			
	Pressure; Conventional System.....	71094			Pressure; Conventional System.....	80147		
	Pressure - Hydroboost To Gear; Hydroboost System	71093			Pressure - Hydroboost To Gear; Hydroboost System	70924		
	Pressure - Pump To Hydroboost; Hydroboost System	91467			Pressure - Pump To Hydroboost; Hydroboost System	91570		
	Return; Conventional System		★18"		Return; Conventional System	☉70518	★22"	39135
	Return - Gear To Pump; Hydroboost System.....		★24"		Return - Gear To Pump; Hydroboost System.....		★34"	
	Return - Hydroboost To Pump; Hydroboost System		★32"		Return - Hydroboost To Pump; Hydroboost System		★42"	
PASS. CARS	V-8 5.0 L ENG.; V-8 6.6 L ENG.				V-8 350 DIESEL ENG.			
	Pressure; Optional Hose.....	71402			Pressure; Conventional System.....	80147		
	Pressure; Preferred Hose	71088			Pressure - Hydroboost To Gear; Hydroboost System	70924		
	Return.....		★24"	39106	Pressure - Pump To Hydroboost; Hydroboost System	91494		
	V-8 5.7 L ENG.				Return; Conventional System	☉70518	★22"	39135
	Pressure; Conventional System; Optional Hose	71402			Return - Gear To Pump; Hydroboost System.....		★34"	
	Pressure; Conventional System; Preferred Hose	71088			Return - Hydroboost To Pump; Hydroboost System		★42"	
LIGHT TRUCKS	Pressure - Hydroboost To Gear; Hydroboost System	71093			V-8 454 ENG.			
	Pressure - Pump To Hydroboost; Hydroboost System	91466			Pressure; Conventional System.....	71032		
	Return; Conventional System		★24"	39106	Pressure - Hydroboost To Gear; Hydroboost System	70924		
	Return - Gear To Pump; Hydroboost System.....		★24"		Pressure - Pump To Hydroboost; Hydroboost System	91571		
	Return - Hydroboost To Pump; Hydroboost System		★32"		Return; Conventional System	☉70177	★9"	39135
MEDIUM/HEAVY TRUCKS	V-8 5.7 L DIESEL ENG.				Return - Gear To Pump; Hydroboost System.....		★34"	
	Pressure - Hydroboost To Gear.....	71093			Return - Hydroboost To Pump; Hydroboost System		★42"	
	Pressure - Pump To Hydroboost.....	91468			1978			
	Reservoir		☉		6-CYL. 250 ENG.; 6-CYL. 292 ENG.			
	Return - Gear To Pump.....		★24"		Pressure; Conventional System;			
	Return - Hydroboost To Pump		★32"		W/Calif. Emission System.....	70260		
BUSES	V-8 7.4 L ENG.				Pressure; Conventional System; W/O Calif. Emission System	70910		
	Pressure; Conventional System.....	71148			Pressure - Hydroboost To Gear; Hydroboost System	70924		
	Pressure - Hydroboost To Gear; Hydroboost System	71093			Pressure - Pump To Hydroboost; Hydroboost System	91571		
	Pressure - Pump To Hydroboost; Hydroboost System	91469			Return; Conventional System		★18"	
	Reservoir; Hydroboost System		☉		Return; Conventional System; W/Calif. Emission System.....	☉70518	★22"	39859
	Return; Conventional System		★24"	39106	Return - Gear To Pump; Hydroboost System.....		★34"	
	Return - Gear To Pump; Hydroboost System.....		★24"		Return - Hydroboost To Pump; Hydroboost System		★42"	
	Return - Hydroboost To Pump; Hydroboost System		★32"		V-8 305 ENG.; V-8 400 ENG.			
HOSE NUMERICAL	1979				Pressure	70911		
	6-CYL. 250 ENG.; 6-CYL. 292 ENG.				Return.....	☉70518	★22"	39135
	Pressure; Conventional System.....	70910			V-8 350 ENG.			
	Pressure - Hydroboost To Gear; Hydroboost System	70924			Pressure; Conventional System.....	70911		
	Pressure - Pump To Hydroboost; Hydroboost System	91571			Pressure - Hydroboost To Gear; Hydroboost System	70924		
	Return; Conventional System	☉70518	★22"	39859	Pressure - Pump To Hydroboost; Hydroboost System	91570		
	Return - Gear To Pump; Hydroboost System.....		★34"		Return; Conventional System	☉70518	★22"	39135
	Return - Hydroboost To Pump; Hydroboost System		★42"		Return - Gear To Pump; Hydroboost System.....		★34"	
REPAIR KITS	V-8 305 ENG.; V-8 400 ENG.				1978			
	Pressure	80147			6-CYL. 250 ENG.; 6-CYL. 292 ENG.			
	Return.....	☉70518	★22"	39135	Pressure; Conventional System;			
KIT NUMERICAL					W/Calif. Emission System.....	70260		
					Pressure; Conventional System; W/O Calif. Emission System	70910		
					Pressure - Hydroboost To Gear; Hydroboost System	70924		
					Pressure - Pump To Hydroboost; Hydroboost System	91571		
					Return; Conventional System		★18"	
					Return; Conventional System; W/O Calif. Emission System.....	☉70518	★22"	39859
					Return - Gear To Pump; Hydroboost System.....		★34"	
					Return - Hydroboost To Pump; Hydroboost System		★42"	
ILLUSTRATIONS					V-8 305 ENG.; V-8 400 ENG.			
					Pressure	80147		
					Return.....	☉70518	★22"	39135

- * Cut From C.P.E. 3/8" I.D. Hose: 71350 (48"), 81352 (25).
- † Cut From S.A.E. 11/32" I.D. Hose: 80062 (12"), 80063 (24"), 80064 (36"), 81353 (25).
- ★ Cut From S.A.E. 3/8" I.D. Hose: 71224 (24"), 71236 (36"), 71206 (48"), 81206 (25). May Also Use 3/8" C.P.E.
- ♣ Cut From S.A.E. 5/8" I.D. Hose: 71351 (36").
- Cut From 1/2" I.D. Suction Hose: 71296 (36"), 81354 (10').
- ♣ Cut From 5/8" I.D. Suction Hose: 71207 (42"), 81355 (10').
- ★ Cut From 3/4" I.D. Suction Hose: 71297 (36"), 81356 (10').
- ☆ See Page A14 For Pump or Gear Identification.

- Ⓜ Two Required.
- Ⓝ Three Required.
- Ⓞ Four Required.
- ☉ Cut To Fit.
- ☉ Replaces Both Upper and Lower Hose.
- ▲ 252660 Adaptor Required For Some Models.
- ♣ See Page A6 For Installation Procedure.

Power Steering Hose for Light Trucks

Application	Assembly Number	Multi-Use Hose	End Fitting	Application	Assembly Number	Multi-Use Hose	End Fitting	
GMC - Continued				GMC - Continued				SYSTEM PUMP & GEAR IDENT.
C & K SERIES PICKUP - Continued				C & K SERIES PICKUP - Continued				
1978 - Continued				1976-1975				SYSTEM & COMPONENT IDENT.
V-8 350 ENG. - Continued				6-CYL. 250 ENG.; 6-CYL. 292 ENG.				
Return - Hydroboost To Pump; Hydroboost System		★42"		Pressure; Conventional System.....	70910			
V-8 350 DIESEL ENG.				Pressure - Hydroboost To Gear; Hydroboost System	70924			
Pressure; Conventional System.....	70911			Return - Pump To Hydroboost; Hydroboost System	91571	★22"	39859	
Pressure - Hydroboost To Gear; Hydroboost System	70924			Return - Cooler To Tee; Hydroboost System.....	★<70629	★		
Pressure - Pump To Hydroboost; Hydroboost System	91494			Return - Gear To Cooler; Hydroboost System.....		★		
Return; Conventional System.....	★<70518	★22"	39135	Return - Hydroboost To Tee; Hydroboost System		★30"		
Return - Gear To Pump; Hydroboost System.....		★34"		Return - Tee To Pump; Hydroboost System.....		★12"		
Return - Hydroboost To Pump; Hydroboost System		★42"		V-8 350 ENG.				
V-8 454 ENG.				Pressure; Conventional System.....	70911			
Pressure; Conventional System.....	71032			Pressure - Hydroboost To Gear; Hydroboost System	70924			
Pressure - Hydroboost To Gear; Hydroboost System	70924			Pressure - Pump To Hydroboost; Hydroboost System	91570			
Pressure - Pump To Hydroboost; Hydroboost System	91571			Return; Conventional System	★<70551	★22"	39135	
Return; Conventional System	★<70177	★9"	39135	Return - Cooler To Tee; Hydroboost System.....		★		
Return - Gear To Pump; Hydroboost System.....		★34"		Return - Gear To Cooler; Hydroboost System.....		★		
Return - Hydroboost To Pump; Hydroboost System		★42"		Return - Hydroboost To Tee; Hydroboost System		★30"		
1977				Return - Tee To Pump; Hydroboost System.....		★12"		
6-CYL. 250 ENG.; 6-CYL. 292 ENG.				V-8 400 ENG.				
Pressure; Conventional System.....	70910			Pressure	70911			
Pressure - Hydroboost To Gear; Hydroboost System	70924			Return	★<70551	★22"	39135	
Pressure - Pump To Hydroboost; Hydroboost System	91571			V-8 454 ENG.				
Return; Conventional System.....	★<70518	★22"	39859	Pressure; Conventional System.....	70911			
Return - Gear To Pump; Hydroboost System.....		★34"		Pressure - Hydroboost To Gear; Hydroboost System	70924			
Return - Hydroboost To Pump; Hydroboost System		★42"		Pressure - Pump To Hydroboost; Hydroboost System	91571			
V-8 305 ENG.; V-8 400 ENG.				Return; Conventional System	★<70551	★22"	39135	
Pressure	70911			Return - Cooler To Tee; Hydroboost System.....		★		
Return	★<70518	★22"	39135	Return - Gear To Cooler; Hydroboost System.....		★		
V-8 350 ENG.				Return - Hydroboost To Tee; Hydroboost System		★30"		
Pressure; Conventional System.....	70911			Return - Tee To Pump; Hydroboost System.....		★12"		
Pressure - Hydroboost To Gear; Hydroboost System	70924			1974				
Pressure - Pump To Hydroboost; Hydroboost System	91570			6-CYL. 250 ENG.; 6-CYL. 292 ENG.				
Return; Conventional System	★<70518	★22"	39135	Pressure; Conventional System.....	70910			
Return - Gear To Pump; Hydroboost System.....		★34"		Pressure - Hydroboost To Gear; Hydroboost System	70924			
Return - Hydroboost To Pump; Hydroboost System		★42"		Pressure - Pump To Hydroboost; Hydroboost System	91569			
V-8 454 ENG.				Return; Conventional System	★<70629	★22"	39859	
Pressure; Conventional System.....	71032			Return - Cooler To Tee; Hydroboost System.....		★		
Pressure - Hydroboost To Gear; Hydroboost System	70924			Return - Gear To Cooler; Hydroboost System.....		★		
Pressure - Pump To Hydroboost; Hydroboost System	91571			Return - Hydroboost To Tee; Hydroboost System		★30"		
Return; Conventional System	★<70177	★9"	39135	Return - Tee To Pump; Hydroboost System.....		★12"		
Return - Gear To Pump; Hydroboost System.....		★34"						
Return - Hydroboost To Pump; Hydroboost System		★42"						

* Cut From C.P.E. 3/8" I.D. Hose: 71350 (48"), 81352 (25").
 † Cut From S.A.E. 1 1/32" I.D. Hose: 80062 (12"), 80063 (24"), 80064 (36"), 81353 (25").
 ★ Cut From S.A.E. 3/8" I.D. Hose: 71224 (24"), 71236 (36"), 71206 (48"), 81206 (25"). May Also Use 3/8" C.P.E.
 ❖ Cut From S.A.E. 5/8" I.D. Hose: 71351 (36").
 □ Cut From 1/2" I.D. Suction Hose: 71296 (36"), 81354 (10').
 ❖ Cut From 5/8" I.D. Suction Hose: 71207 (42"), 81355 (10').
 * Cut From 3/4" I.D. Suction Hose: 71297 (36"), 81356 (10').
 ☆ See Page A14 For Pump or Gear Identification.

② Two Required.
 ③ Three Required.
 ④ Four Required.
 ★< Cut To Fit.
 * Replaces Both Upper and Lower Hose.
 ▲ 252660 Adaptor Required For Some Models.
 ❖ See Page A6 For Installation Procedure.

ILLUSTRATIONS

Power Steering Hose for Light Trucks

	Application	Assembly Number	Multi-Use Hose	End Fitting		Application	Assembly Number	Multi-Use Hose	End Fitting
SYSTEM PUMP & GEAR IDENT.	GMC - Continued					GMC - Continued			
	C & K SERIES PICKUP - Continued					C & K SERIES PICKUP - Continued			
	1974 - Continued					1972 - Continued			
	6-CYL. 250 ENG.; 6-CYL. 292 ENG. - Continued					V-8 307 ENG.; V-8 350 ENG.; V-8 402 ENG.			
SYSTEM & COMPONENT IDENT.	Return - Tee To Pump; Hydroboost System.....		★			Pressure; W/Female Pressure Port.....	70917		
	V-8 350 ENG.; V-8 454 ENG.					Pressure; W/Male Pressure Port.....	71065		
	Pressure; Conventional System.....	70911				Return; C Series		★30"	
	Pressure - Hydroboost To Gear; Hydroboost System	70924				Return; K Series.....		★28"	
	Pressure - Pump To Hydroboost; Hydroboost System	91569			1971	6-CYL. 250 ENG.; 6-CYL. 292 ENG.; V-8 307 ENG.; V-8 350 ENG.; V-8 402 ENG.			
PASS. CARS	Return; Conventional System.....	≧70551	★22"	39135		Pressure; W/Female Pressure Port.....	70917		
	Return - Cooler To Tee; Hydroboost System.....		★			Pressure; W/Male Pressure Port.....	71065		
	Return - Gear To Cooler; Hydroboost System.....		★			Return; C Series		★30"	
	Return - Hydroboost To Tee; Hydroboost System		★			Return; K Series.....		★28"	
	Return - Tee To Pump; Hydroboost System.....		★		1970	6-CYL. 250 ENG.; 6-CYL. 292 ENG.; V-8 307 ENG.; V-8 350 ENG.; V-8 402 ENG.			
LIGHT TRUCKS	1973					Pressure; W/Female Pressure Port.....	70917		
	6-CYL. 250 ENG.; 6-CYL. 292 ENG.					Pressure; W/Male Pressure Port.....	71065		
	Pressure; Conventional System.....	70910				Return; C Series		★30"	
	Pressure - Hydroboost To Gear; Hydroboost System	70924				Return; K Series.....		★28"	
	Pressure - Pump To Hydroboost; Hydroboost System	91569			MEDIUM/HEAVY TRUCKS	V-8 396 ENG.			
	Return; Conventional System.....	≧70629	★22"	39859		Pressure; C Series; W/Female Pressure Port.....	70917		
	Return - Cooler To Tee; Hydroboost System.....		★			Pressure; C Series; W/Male Pressure Port.....	71308		
	Return - Gear To Cooler; Hydroboost System.....		★			Pressure; K Series	71065		
	Return - Hydroboost To Tee; Hydroboost System		★			Return; C Series		★30"	
	Return - Tee To Pump; Hydroboost System.....		★			Return; K Series.....		★28"	
BUSES	V-8 307 ENG.; V-8 350 ENG.; V-8 454 ENG.				BUSES	1969			
	Pressure; Conventional System.....	70911				6-CYL. 250 ENG.; 6-CYL. 292 ENG.; V-6 305 ENG.; V-8 307 ENG.; V-8 350 ENG.; V-8 396 ENG.			
	Pressure - Hydroboost To Gear; Hydroboost System	70924				Pressure; W/Integral P.S.; W/Female Pressure Port	70917		
	Pressure - Pump To Hydroboost; Hydroboost System	91569				Pressure; W/Integral P.S.; W/Male Pressure Port	71065		
	Return; Conventional System.....	≧70551	★22"	39135		Return; C Series; W/Integral P.S.		★30"	
	Return - Cooler To Tee; Hydroboost System.....		★			Return; K Series; W/Integral P.S.....		★28"	
	Return - Gear To Cooler; Hydroboost System.....		★		HOSE NUMERICAL	1968			
	Return - Hydroboost To Tee; Hydroboost System		★			6-CYL. 250 ENG.; 6-CYL. 292 ENG.; V-6 305 ENG.; V-8 307 ENG.; V-8 327 ENG.; V-8 396 ENG.			
	Return - Tee To Pump; Hydroboost System.....		★			Pressure; W/Integral P.S.; W/Female Pressure Port	70917		
REPAIR KITS	1972					Pressure; W/Integral P.S.; W/Male Pressure Port	71065		
	6-CYL. 250 ENG.					Return		★	
	Pressure; W/Female Pressure Port.....	70917				1967			
	Pressure; W/Male Pressure Port.....	71065				6-CYL. 250 ENG.; 6-CYL. 292 ENG.; V-6 305 ENG.; V-8 283 ENG.			
	Return; C Series		★30"			Return		★	
	Return; K Series.....		★28"		KIT NUMERICAL	1966			
	6-CYL. 292 ENG.					6-CYL. 230 ENG.; 6-CYL. 250 ENG.; 6-CYL. 292 ENG.; V-6 305 ENG.			
	Pressure; W/Female Pressure Port.....	70917				Return		★	
	Pressure; W/Male Pressure Port.....	71065			ILLUSTRATIONS	<ul style="list-style-type: none"> * Cut From C.P.E. 3/8" I.D. Hose: 71350 (48"), 81352 (25). † Cut From S.A.E. 11/32" I.D. Hose: 80062 (12"), 80063 (24"), 80064 (36"), 81353 (25). ★ Cut From S.A.E. 3/8" I.D. Hose: 71224 (24"), 71236 (36"), 71206 (48"), 81206 (25). May Also Use 3/8" C.P.E. ♣ Cut From S.A.E. 5/8" I.D. Hose: 71351 (36"). □ Cut From 1/2" I.D. Suction Hose: 71296 (36"), 81354 (10'). ♣ Cut From 5/8" I.D. Suction Hose: 71207 (42"), 81355 (10'). ✱ Cut From 3/4" I.D. Suction Hose: 71297 (36"), 81356 (10'). ☆ See Page A14 For Pump or Gear Identification. 			

- Ⓜ Two Required.
- Ⓝ Three Required.
- Ⓞ Four Required.
- ≧ Cut To Fit.
- ♣ Replaces Both Upper and Lower Hose.
- ▲ 252660 Adaptor Required For Some Models.
- ♣ See Page A6 For Installation Procedure.

Power Steering Hose for Light Trucks

Application	Assembly Number	Multi-Use Hose	End Fitting	Application	Assembly Number	Multi-Use Hose	End Fitting	
GMC - Continued				GMC - Continued				SYSTEM PUMP & GEAR IDENT.
CABALLERO				CABALLERO - Continued				
1987-1986				1981 - Continued				SYSTEM & COMPONENT IDENT.
V-6 4.3 L ENG.				V-8 4.4 L ENG.; V-8 5.0 L ENG. - Continued				
Pressure; W/A.C.....	70419			Return		*24"	39106	
Pressure; W/O A.C.....	71043							
Return		*12"						
V-8 5.0 L ENG.				1980				PASS. CARS
V-6 3.8 L ENG.				V-6 3.8 L ENG.				
Pressure; W/O A.C.....	71074			Pressure; Eng. VIN K; W/O Calif. Emis-	71043			
Pressure - Pump To Tee; W/A.C.....	70404			sion System.....				
Pressure - Tee To Gear; W/A.C.....	39138			Pressure; W/A.P.; Eng. VIN A; W/Calif.	71072			
Return; W/O A.C.....		*12"		Emission System.....				
Return - Pump To Tee; W/A.C.....		*11"		Pressure; W/O A.P.; W/Flared Fitting;	70247			
				Eng. VIN A; W/Calif. Emission Sys-				
				tem.....				
				Pressure; W/O A.P.; W/O-Ring Fitting;	71042			
				Eng. VIN A; W/Calif. Emission Sys-				
				tem.....				
				Return; Eng. VIN A; W/Calif. Emission				
				System.....		*18"		
				Return; Eng. VIN K; W/O Calif. Emis-				
				sion System.....		*30"	39106	
				V-8 4.4 L ENG.; V-8 5.0 L ENG.	71074			
				Pressure				
				Return		*20"	39106	
				1979				
				V-6 200 ENG.				
				Pressure; W/Flared Fitting.....	80116			
				Pressure; W/O-Ring Fitting.....	71043			
				Return	70629	*18"	39859	
				V-6 231 ENG.				
				Pressure	71072			
				Return	70177	*18"	39859	
				V-8 267 ENG.; V-8 305 ENG.; V-8 350 ENG.				
				Pressure; W/A.C.....	80141			
				Pressure; W/O A.C.....	70260			
				Return	70551	*20"	39135	
				1978				
				V-6 200 ENG.				
				Pressure	70247			
				Return	70551	*20"	39135	
				V-6 231 ENG.				
				Pressure; W/A.P.....	80137			
				Pressure; W/O A.P.....	70247			
				Return	70177	*18"	39859	
				V-8 305 ENG.; V-8 350 ENG.				
				Pressure; W/A.C.....	80141			
				Pressure; W/O A.C.....	70260			
				Return	70551	*20"	39135	
				G SERIES VAN				
				1995-1994				
				V-6 4.3 L ENG.				
				Pressure	71790			
				Return; W/O Cooler	80054			
				V-8 5.0 L ENG.				
				Pressure	71789			
				Reservoir	80168			
				Return; W/Cooler.....		*18"		
				Return; W/O Cooler	80054			

* Cut From C.P.E. 3/8" I.D. Hose: 71350 (48"), 81352 (25').
 † Cut From S.A.E. 11/32" I.D. Hose: 80062 (12"), 80063 (24"), 80064 (36"), 81353 (25').
 ★ Cut From S.A.E. 3/8" I.D. Hose: 71224 (24"), 71236 (36"), 71206 (48"), 81206 (25'). May Also Use 3/8" C.P.E.
 ♣ Cut From S.A.E. 5/8" I.D. Hose: 71351 (36").
 □ Cut From 1/2" I.D. Suction Hose: 71296 (36"), 81354 (10').
 ♠ Cut From 5/8" I.D. Suction Hose: 71207 (42"), 81355 (10').
 ✱ Cut From 3/4" I.D. Suction Hose: 71297 (36"), 81356 (10').
 ☆ See Page A14 For Pump or Gear Identification.

Ⓜ Two Required.
 Ⓝ Three Required.
 Ⓞ Four Required.
 ≍ Cut To Fit.
 Ⓢ Replaces Both Upper and Lower Hose.
 ▲ 252660 Adaptor Required For Some Models.
 ♣ See Page A6 For Installation Procedure.

ILLUSTRATIONS

Power Steering Hose for Light Trucks

	Application	Assembly Number	Multi-Use Hose	End Fitting	Application	Assembly Number	Multi-Use Hose	End Fitting
SYSTEM PUMP & GEAR IDENT.	GMC - Continued				GMC - Continued			
	G SERIES VAN - Continued				G SERIES VAN - Continued			
	1995-1994 - Continued				1993-1992 - Continued			
	V-8 5.7 L ENG.				V-8 5.7 L ENG. - Continued			
SYSTEM & COMPONENT IDENT.	Pressure; Conventional System.....	71789			Pressure - Pump To Hydroboost; Hydroboost System; W/O Brake Warning System	70407		
	Pressure - Hydroboost To Gear; Hydroboost System	71788			Reservoir; Conventional System.....	80168		
	Pressure - Pump To Hydroboost; Hydroboost System; W/Brake Warning System.....	80055			Reservoir; Hydroboost System	80168		
	Pressure - Pump To Hydroboost; Hydroboost System; W/O Brake Warning System	70407			Return; Conventional System; W/Cooler Return; Conventional System; W/O Cooler	80054	*18"	
PASS. CARS	Reservoir; Conventional System.....	80168			Return - Cooler To Pump; Hydroboost System.....			*15"
	Return; Conventional System; W/Cooler Return; Conventional System; W/O Cooler	80054	*18"		Return - Gear To Pump; Hydroboost System; W/O Cooler			*18"
	Return - Cooler To Pump; Hydroboost System.....			*42"	Return - Hydroboost To Reservoir; Hydroboost System			*12"
	Return - Gear To Pump; Hydroboost System; W/O Cooler			*18"	V-8 6.2 L DIESEL ENG.			
	Return - Hydroboost To Reservoir; Hydroboost System			*12"	Pressure - Hydroboost To Gear.....	71788		
LIGHT TRUCKS	Return - Sensor To Pump; Hydroboost System.....			*2"	Pressure - Pump To Hydroboost; W/Brake Warning System.....	70402		
	V-8 6.5 L DIESEL ENG.				Pressure - Pump To Hydroboost; W/O Brake Warning System	71786		
	Pressure - Hydroboost To Gear.....	71788			Return - Gear To Pump.....			*18"
	Pressure - Pump To Hydroboost.....	80055			Return - Hydroboost To Reservoir			*12"
	Return - Cooler To Pump			*42"	V-8 7.4 L ENG.			
	Return - Hydroboost To Reservoir			*12"	Pressure; Conventional System.....	71789		
	Return - Sensor To Pump			*2"	Pressure - Hydroboost To Gear; Hydroboost System	71788		
MEDIUM/HEAVY TRUCKS	V-8 7.4 L ENG.				Pressure - Pump To Hydroboost; Hydroboost System; W/Brake Warning System.....	70405		
	Pressure; Conventional System.....	71789			Pressure - Pump To Hydroboost; Hydroboost System; W/O Brake Warning System	70407		
	Pressure - Hydroboost To Gear; Hydroboost System	71788			Return; Conventional System; W/Cooler Return - Cooler To Pump; Hydroboost System.....			*18"
	Pressure - Pump To Hydroboost; Hydroboost System; W/Brake Warning System.....	80055			Return - Gear To Pump; Hydroboost System; W/O Cooler			*15"
	Pressure - Pump To Hydroboost; Hydroboost System; W/O Brake Warning System	70407			Return - Sensor To Pump			*18"
BUSES	Return; Conventional System; W/Cooler Return - Cooler To Pump; Hydroboost System.....			*18"	Return - Hydroboost To Reservoir; Hydroboost System			*12"
	Return - Gear To Pump; Hydroboost System; W/O Cooler			*42"	Return - Sensor To Pump; Hydroboost System.....			*2"
	Return - Hydroboost To Reservoir; Hydroboost System			*18"	1993-1992			
	Return - Sensor To Pump; Hydroboost System.....			*12"	V-6 4.3 L ENG.			
HOSE NUMERICAL	Return - Sensor To Pump; Hydroboost System.....			*2"	Pressure	71669		
	1993-1992				Return			*11"
	V-6 4.3 L ENG.				V-8 5.0 L ENG.			
	Pressure	71790			Pressure	70422		
	Return; W/O Cooler	80054			Reservoir	80168		
	V-8 5.0 L ENG.				Return			*14"
	Pressure	71789			V-8 5.7 L ENG.			
	Reservoir	80168			Pressure; Conventional System.....	70422		
	Return; W/Cooler.....			*18"	Pressure - Hydroboost To Gear; Hydroboost System	71770		
	Return; W/O Cooler	80054			Pressure - Pump To Hydroboost; Hydroboost System; W/Brake Warning System.....	70405		
REPAIR KITS	V-8 5.7 L ENG.				Pressure - Pump To Hydroboost; Hydroboost System; W/O Brake Warning System	70407		
	Pressure; Conventional System.....	71789			Reservoir; Conventional System.....	80168		
	Pressure - Hydroboost To Gear; Hydroboost System	71788			Return; Conventional System; W/O Cooler			*14"
	Pressure - Pump To Hydroboost; Hydroboost System; W/Brake Warning System.....	70405			Return - Cooler To Pump; Conventional System.....	91899		
KIT NUMERICAL	V-8 5.7 L ENG.							
	Pressure; Conventional System.....	71789						
	Pressure - Hydroboost To Gear; Hydroboost System	71788						
	Pressure - Pump To Hydroboost; Hydroboost System; W/Brake Warning System.....	70405						
ILLUSTRATIONS	<ul style="list-style-type: none"> * Cut From C.P.E. 3/8" I.D. Hose: 71350 (48"), 81352 (25'). † Cut From S.A.E. 11/32" I.D. Hose: 80062 (12"), 80063 (24"), 80064 (36"), 81353 (25'). ★ Cut From S.A.E. 3/8" I.D. Hose: 71224 (24"), 71236 (36"), 71206 (48"), 81206 (25'). May Also Use 3/8" C.P.E. ♣ Cut From S.A.E. 5/8" I.D. Hose: 71351 (36"). □ Cut From 1/2" I.D. Suction Hose: 71296 (36"), 81354 (10'). ♣ Cut From 5/8" I.D. Suction Hose: 71207 (42"), 81355 (10'). ✱ Cut From 3/4" I.D. Suction Hose: 71297 (36"), 81356 (10'). ☆ See Page A14 For Pump or Gear Identification. 				<ul style="list-style-type: none"> Ⓜ Two Required. Ⓝ Three Required. Ⓞ Four Required. ≠ Cut To Fit. Ⓢ Replaces Both Upper and Lower Hose. ▲ 252660 Adaptor Required For Some Models. ♣ See Page A6 For Installation Procedure. 			

Power Steering Hose for Light Trucks

Application	Assembly Number	Multi-Use Hose	End Fitting	Application	Assembly Number	Multi-Use Hose	End Fitting	
GMC - Continued				GMC - Continued				SYSTEM PUMP & GEAR IDENT.
G SERIES VAN - Continued				G SERIES VAN - Continued				
1991-1990 - Continued				1989 - Continued				SYSTEM & COMPONENT IDENT.
V-8 5.7 L ENG. - Continued				V-8 6.2 L DIESEL ENG.				
Return - Gear To Pump; Hydroboost System; W/Cooler	91899			Pressure - Hydroboost To Gear	71232			
Return - Gear To Pump; Hydroboost System; W/O Cooler		*16"		Pressure - Pump To Hydroboost; W/Brake Warning System	70402			
Return - Hydroboost To Reservoir; Hydroboost System		*12"		Pressure - Pump To Hydroboost; W/O Brake Warning System	70406	*18"	*12"	
V-8 6.2 L DIESEL ENG.				V-8 7.4 L ENG.				PASS. CARS
Pressure - Hydroboost To Gear	71770			Pressure; Conventional System	70422			
Pressure - Pump To Hydroboost; W/Brake Warning System	70402			Pressure - Hydroboost To Gear; Hydroboost System	71232			
Pressure - Pump To Hydroboost; W/O Brake Warning System	70406			Pressure - Pump To Hydroboost; Hydroboost System; W/Brake Warning System	70405			
Return - Gear To Pump		*18"		Pressure - Pump To Hydroboost; Hydroboost System; W/O Brake Warning System	70407			
Return - Hydroboost To Reservoir		*12"		Return; Conventional System; W/O Cooler		*14"		
V-8 7.4 L ENG.				1988				LIGHT TRUCKS
Pressure; Conventional System	70422			V-6 4.3 L ENG.				
Pressure - Hydroboost To Gear; Hydroboost System	71770			Pressure	71669			
Pressure - Pump To Hydroboost; Hydroboost System; W/Brake Warning System	70405			Return		*19"		
Pressure - Pump To Hydroboost; Hydroboost System; W/O Brake Warning System	70407			V-8 5.0 L ENG.				
Return; Conventional System; W/O Cooler		*14"		Pressure	70422			
Return - Cooler To Pump; Conventional System		*16"		Reservoir	80168			
Return - Gear To Pump; Hydroboost System; W/O Cooler		*16"		Return		*14"		
Return - Hydroboost To Reservoir; Hydroboost System		*12"		V-8 5.7 L ENG.				
1989				V-8 5.0 L ENG.				MEDIUM/HEAVY TRUCKS
V-6 4.3 L ENG.				V-8 5.7 L ENG.				
Pressure	71669			Pressure; Conventional System	70422			
Return		*19"		Pressure - Hydroboost To Gear; Hydroboost System	71232			
V-8 5.0 L ENG.				V-8 5.7 L ENG.				BUSES
Pressure	70422			Pressure - Pump To Hydroboost; Hydroboost System; Eng. VIN M	70416			
Reservoir	80168			Pressure - Pump To Hydroboost; Hydroboost System; W/Brake Warning System; Eng. VIN K	70405			
Return		*14"		Pressure - Pump To Hydroboost; Hydroboost System; W/O Brake Warning System; Eng. VIN K	70407			
V-8 5.7 L ENG.				V-8 5.7 L ENG.				HOSE NUMERICAL
Pressure; Conventional System	70422			Reservoir; Conventional System	80168			
Pressure - Hydroboost To Gear; Hydroboost System	71232			Return; Conventional System; W/O Cooler		*14"		
Pressure - Pump To Hydroboost; Hydroboost System; W/Brake Warning System	70405			Return - Cooler To Pump; Conventional System	91899			
Pressure - Pump To Hydroboost; Hydroboost System; W/O Brake Warning System	70407			Return - Gear To Pump; Hydroboost System; W/Cooler	91899			
Reservoir; Conventional System	80168			Return - Gear To Pump; Hydroboost System; W/O Cooler		*16"		
Return; Conventional System; W/O Cooler		*14"		Return - Hydroboost To Reservoir; Hydroboost System		*12"		
Return - Cooler To Pump; Conventional System	91899			V-8 6.2 L DIESEL ENG.				REPAIR KITS
Return - Gear To Pump; Hydroboost System; W/Cooler	91899			Pressure - Hydroboost To Gear	71232			
Return - Gear To Pump; Hydroboost System; W/O Cooler		*16"		Pressure - Pump To Hydroboost; W/Brake Warning System	70402			
Return - Hydroboost To Reservoir; Hydroboost System		*12"		Pressure - Pump To Hydroboost; W/O Brake Warning System	70406			

- * Cut From C.P.E. 3/8" I.D. Hose: 71350 (48"), 81352 (25).
- † Cut From S.A.E. 11/32" I.D. Hose: 80062 (12"), 80063 (24"), 80064 (36"), 81353 (25).
- ★ Cut From S.A.E. 3/8" I.D. Hose: 71224 (24"), 71236 (36"), 71206 (48"), 81206 (25). May Also Use 3/8" C.P.E.
- ♣ Cut From S.A.E. 5/8" I.D. Hose: 71351 (36").
- Cut From 1/2" I.D. Suction Hose: 71296 (36"), 81354 (10').
- ♣ Cut From 5/8" I.D. Suction Hose: 71207 (42"), 81355 (10').
- * Cut From 3/4" I.D. Suction Hose: 71297 (36"), 81356 (10').
- ☆ See Page A14 For Pump or Gear Identification.

- Ⓜ Two Required.
- Ⓝ Three Required.
- Ⓞ Four Required.
- ≍ Cut To Fit.
- ⊗ Replaces Both Upper and Lower Hose.
- ▲ 252660 Adaptor Required For Some Models.
- ♣ See Page A6 For Installation Procedure.

ILLUSTRATIONS

Power Steering Hose for Light Trucks

	Application	Assembly Number	Multi-Use Hose	End Fitting	Application	Assembly Number	Multi-Use Hose	End Fitting
SYSTEM PUMP & GEAR IDENT.	GMC - Continued				GMC - Continued			
	G SERIES VAN - Continued				G SERIES VAN - Continued			
	1988 - Continued				1986 - Continued			
	V-8 6.2 L DIESEL ENG. - Continued				V-8 5.0 L ENG.			
SYSTEM & COMPONENT IDENT.	Return - Gear To Pump.....			*18"	Pressure; W/Auto. Trans.; Eng. VIN H ..	71231		
	Return - Hydroboost To Reservoir			*12"	Pressure; W/Man. Trans.; Eng. VIN H...	71265		
	V-8 7.4 L ENG.				Pressure; W/O Vacuum Disc Brakes;			
	Pressure; Conventional System.....	70422			Eng. VIN F	71231		
	Pressure - Hydroboost To Gear; Hydroboost System	71232			Pressure; W/Vacuum Disc Brakes; Eng. VIN F	71265		
	Pressure - Pump To Hydroboost; Hydroboost System; W/Brake Warning System.....	70405			Return; Eng. VIN F		*17"	
PASS. CARS	Pressure - Pump To Hydroboost; Hydroboost System; W/O Brake Warning System	70407			Return; W/Auto. Trans.; Eng. VIN H		*16"	
	Return; Conventional System; W/O Cooler			*14"	Return; W/Man. Trans.; Eng. VIN H		*	
	Return - Cooler To Pump; Conventional System.....			*16"	V-8 5.7 L ENG.			
	Return - Gear To Pump; Hydroboost System; W/O Cooler			*16"	Pressure; Conventional System; Eng. VIN M	71265		
LIGHT TRUCKS	Return - Hydroboost To Reservoir; Hydroboost System			*12"	Pressure; Conventional System; W/O Vacuum Disc Brakes; Eng. VIN L	71231		
	1987				Pressure; Conventional System; W/Vacuum Disc Brakes; Eng. VIN L ..	71265		
	V-6 4.3 L ENG.				Pressure - Hydroboost To Gear; Hydroboost System	71232		
	Pressure	71669			Pressure - Pump To Hydroboost; Hydroboost System; W/Brake Warning System	71056		
	Return			*19"	Pressure - Pump To Hydroboost; Hydroboost System; W/O Brake Warning System	70416		
MEDIUM/HEAVY TRUCKS	V-8 5.0 L ENG.				Return; Conventional System	70416		*17"
	Pressure	70422			Return - Gear To Pump; Hydroboost System.....			*16"
	Reservoir	80168			Return - Hydroboost To Reservoir; Hydroboost System			*12"
	Return			*14"	V-8 6.2 L DIESEL ENG.			
	V-8 5.7 L ENG.				Pressure - Hydroboost To Gear	71232		
	Pressure; Conventional System.....	70422			Pressure - Pump To Hydroboost; W/Brake Warning System.....	70416		
	Pressure - Hydroboost To Gear; Hydroboost System	71232			Pressure - Pump To Hydroboost; W/O Brake Warning System	70406		
BUSES	Pressure - Pump To Hydroboost; Hydroboost System; Eng. VIN M.....	70416			Return - Gear To Pump.....			*17"
	Pressure - Pump To Hydroboost; Hydroboost System; W/Brake Warning System; Eng. VIN K.....	70405			Return - Hydroboost To Reservoir			*12"
	Pressure - Pump To Hydroboost; Hydroboost System; W/O Brake Warning System; Eng. VIN K	70407			1985			
	Reservoir; Conventional System.....	80168			V-6 4.3 L ENG.			
	Return; Conventional System.....			*14"	Pressure	71268		
	Return - Gear To Pump; Hydroboost System.....			*16"	Reservoir			*29"
	Return - Hydroboost To Reservoir; Hydroboost System			*12"	Return			*16"
HOSE NUMERICAL	V-8 6.2 L DIESEL ENG.				V-6 4.3 L ENG.			
	Pressure - Hydroboost To Gear.....	71232			Pressure	71268		
	Pressure - Pump To Hydroboost; W/Brake Warning System.....	70402			Reservoir			*29"
	Pressure - Pump To Hydroboost; W/O Brake Warning System.....	70406			Return			*16"
	Return - Gear To Pump.....			*18"	V-8 5.0 L ENG.			
	Return - Hydroboost To Reservoir			*12"	Pressure; W/Auto. Trans.; Eng. VIN H ..	71231		
REPAIR KITS	V-8 6.2 L DIESEL ENG.				Pressure; W/Man. Trans.; Eng. VIN H...	71265		
	Pressure - Hydroboost To Gear.....	71232			Pressure; W/O Vacuum Disc Brakes;			
	Pressure - Pump To Hydroboost; W/Brake Warning System.....	70402			Eng. VIN F	71231		
	Pressure - Pump To Hydroboost; W/O Brake Warning System.....	70406			Pressure; W/Vacuum Disc Brakes; Eng. VIN F	71265		
	Return - Gear To Pump.....			*18"	Return; Eng. VIN F			*17"
	Return - Hydroboost To Reservoir			*12"	Return; W/Auto. Trans.; Eng. VIN H			*16"
					Return; W/Man. Trans.; Eng. VIN H			*
KIT NUMERICAL	1986				V-8 5.7 L ENG.			
	V-6 4.3 L ENG.				Pressure; Conventional System; Eng. VIN M	71265		
	Pressure	71268			Pressure; Conventional System; W/O Vacuum Disc Brakes; Eng. VIN L	71231		
	Reservoir			*29"	Pressure; Conventional System;			
	Return			*16"	W/Vacuum Disc Brakes; Eng. VIN L ..	71265		
					Pressure - Hydroboost To Gear; Hydroboost System	71232		

ILLUSTRATIONS

* Cut From C.P.E. 3/8" I.D. Hose: 71350 (48"), 81352 (25).
 † Cut From S.A.E. 11/32" I.D. Hose: 80062 (12"), 80063 (24"), 80064 (36"), 81353 (25).
 ★ Cut From S.A.E. 3/8" I.D. Hose: 71224 (24"), 71236 (36"), 71206 (48"), 81206 (25). May Also Use 3/8" C.P.E.
 ♣ Cut From S.A.E. 5/8" I.D. Hose: 71351 (36").
 □ Cut From 1/2" I.D. Suction Hose: 71296 (36"), 81354 (10').
 ♠ Cut From 5/8" I.D. Suction Hose: 71207 (42"), 81355 (10').
 ✱ Cut From 3/4" I.D. Suction Hose: 71297 (36"), 81356 (10').
 ☆ See Page A14 For Pump or Gear Identification.

Ⓜ Two Required.
 Ⓝ Three Required.
 Ⓞ Four Required.
 Ⓟ Cut To Fit.
 Ⓠ Replaces Both Upper and Lower Hose.
 Ⓡ 252660 Adaptor Required For Some Models.
 Ⓢ See Page A6 For Installation Procedure.

Power Steering Hose for Light Trucks

Application	Assembly Number	Multi-Use Hose	End Fitting	Application	Assembly Number	Multi-Use Hose	End Fitting
GMC - Continued				GMC - Continued			
G SERIES VAN - Continued				G SERIES VAN - Continued			
1985 - Continued				1983 - Continued			
V-8 5.7 L ENG. - Continued				V-8 5.7 L ENG.			
Pressure - Pump To Hydroboost; Hydroboost System; G20; G25.....	71266			Pressure; Conventional System.....	71231		
Pressure - Pump To Hydroboost; Hydroboost System; W/Brake Warning System; G30; G35.....	71056			Pressure - Hydroboost To Gear; Hydroboost System.....	71232		
Pressure - Pump To Hydroboost; Hydroboost System; W/O Brake Warning System; G30; G35.....	71145			Pressure - Pump To Hydroboost; Hydroboost System; W/Brake Warning System.....	71056		
Return; Conventional System.....			*17"	Pressure - Pump To Hydroboost; Hydroboost System; W/O Brake Warning System.....	71145		
Return - Gear To Pump; Hydroboost System.....			*16"	Return; Conventional System.....			*18"
Return - Hydroboost To Reservoir; Hydroboost System.....			*12"	Return - Gear To Pump; Hydroboost System.....			*21"
V-8 6.2 L DIESEL ENG.				Return - Hydroboost To Pump; Hydroboost System.....			
Pressure - Hydroboost To Gear.....	71232						*17"
Pressure - Pump To Hydroboost; W/Brake Warning System.....	71255			V-8 6.2 L DIESEL ENG.			
Pressure - Pump To Hydroboost; W/O Brake Warning System.....	70406			Pressure - Hydroboost To Gear.....	71232		
Return - Gear To Pump.....			*17"	Pressure - Pump To Hydroboost; W/Brake Warning System.....	71255		
Return - Hydroboost To Pump.....			*16"	Pressure - Pump To Hydroboost; W/O Brake Warning System.....	71233		
1984				Return - Gear To Pump.....			
6-CYL. 4.1 L ENG.				Return - Hydroboost To Pump.....			
Pressure.....	71239		*20"				*18"
Return.....							*16"
V-8 5.0 L ENG.				1982			
Pressure.....	71231		*17"	6-CYL. 4.1 L ENG.			
Return.....				Pressure; Conventional System; W/Calif. Emission System.....	71158		
V-8 5.7 L ENG.				Pressure; Conventional System; W/O Calif. Emission System.....			
Pressure; Conventional System.....	71231			Pressure - Hydroboost To Gear; Hydroboost System.....	71091		
Pressure - Hydroboost To Gear; Hydroboost System.....	71232			Pressure - Pump To Hydroboost; Hydroboost System.....	71145		
Pressure - Pump To Hydroboost; Hydroboost System; W/Brake Warning System.....	71056			Return; Conventional System.....			*24"
Pressure - Pump To Hydroboost; Hydroboost System; W/O Brake Warning System.....	71145			Return - Gear To Pump; Hydroboost System.....			*17"
Return; Conventional System.....			*17"	Return - Hydroboost To Pump; Hydroboost System.....			*12"
Return - Gear To Pump; Hydroboost System.....			*21"	V-8 5.0 L ENG.; V-8 5.7 L ENG.			
Return - Hydroboost To Pump; Hydroboost System.....			*17"	Pressure; Conventional System.....	71097		
V-8 6.2 L DIESEL ENG.				Pressure - Hydroboost To Gear; Hydroboost System.....			
Pressure - Hydroboost To Gear.....	71232			Pressure - Pump To Hydroboost; Hydroboost System.....	71145		
Pressure - Pump To Hydroboost; W/Brake Warning System.....	71255			Return; Conventional System.....			*24"
Pressure - Pump To Hydroboost; W/O Brake Warning System.....	71233			Return - Gear To Pump; Hydroboost System.....			*17"
Return - Gear To Pump.....			*18"	Return - Hydroboost To Pump; Hydroboost System.....			*12"
Return - Hydroboost To Pump.....			*16"	1981			
1983				6-CYL. 4.1 L ENG.			
6-CYL. 4.1 L ENG.				Pressure; Conventional System; W/Calif. Emission System.....			
Pressure; W/Calif. Emission System.....	71239			Pressure; Conventional System; W/O Calif. Emission System.....	71098		
Pressure; W/O Calif. Emission System..	71230			Pressure - Hydroboost To Gear; Hydroboost System.....	71091		
Return.....			*16"	Pressure - Pump To Hydroboost; Hydroboost System.....	71145		
V-8 5.0 L ENG.				Return; Conventional System.....			
Pressure.....	71231			Return - Gear To Pump; Hydroboost System.....			*24"
Return.....			*18"	Return - Hydroboost To Pump; Hydroboost System.....			*17"
							*12"

- * Cut From C.P.E. 3/8" I.D. Hose: 71350 (48"), 81352 (25').
- † Cut From S.A.E. 1 1/32" I.D. Hose: 80062 (12"), 80063 (24"), 80064 (36"), 81353 (25').
- ★ Cut From S.A.E. 3/8" I.D. Hose: 71224 (24"), 71236 (36"), 71206 (48"), 81206 (25'). May Also Use 3/8" C.P.E.
- ♣ Cut From S.A.E. 5/8" I.D. Hose: 71351 (36").
- Cut From 1/2" I.D. Suction Hose: 71296 (36"), 81354 (10').
- ♣ Cut From 5/8" I.D. Suction Hose: 71207 (42"), 81355 (10').
- * Cut From 3/4" I.D. Suction Hose: 71297 (36"), 81356 (10').
- ☆ See Page A14 For Pump or Gear Identification.

- Ⓜ Two Required.
- Ⓝ Three Required.
- Ⓞ Four Required.
- ≠ Cut To Fit.
- ⊕ Replaces Both Upper and Lower Hose.
- ▲ 252660 Adaptor Required For Some Models.
- ♣ See Page A6 For Installation Procedure.

SYSTEM PUMP & GEAR IDENT.

SYSTEM & COMPONENT IDENT.

PASS. CARS

LIGHT TRUCKS

MEDIUM/HEAVY TRUCKS

BUSES

HOSE NUMERICAL

REPAIR KITS

KIT NUMERICAL

ILLUSTRATIONS

Power Steering Hose for Light Trucks

	Application	Assembly Number	Multi-Use Hose	End Fitting	Application	Assembly Number	Multi-Use Hose	End Fitting
SYSTEM PUMP & GEAR IDENT.	GMC - Continued				GMC - Continued			
	G SERIES VAN - Continued				G SERIES VAN - Continued			
	1981 - Continued				1979 - Continued			
	6-CYL. 4.1 L ENG. - Continued				V-8 305 ENG.; V-8 350 ENG.; V-8 400 ENG. - Continued			
SYSTEM & COMPONENT IDENT.	Return - Hydroboost To Pump; Hydroboost System		*40"		Pressure - Pump To Hydroboost; Hydroboost System	71029		
	V-8 5.0 L ENG.; V-8 5.7 L ENG.				Return; Conventional System	≈<70518	★24"	39135
	Pressure; Conventional System	71097			Return - Gear To Tee; Hydroboost System		★14"	
	Pressure - Hydroboost To Gear; Hydroboost System	71091			Return - Hydroboost To Tee; Hydroboost System		★16"	
	Pressure - Pump To Hydroboost; Hydroboost System	71145			Return - Tee To Pump; Hydroboost System		★	
PASS. CARS	Return; Conventional System		*		1978			
	Return - Gear To Pump; Hydroboost System		*24"		6-CYL. 250 ENG.; 6-CYL. 292 ENG.			
	Return - Hydroboost To Pump; Hydroboost System		*40"		Pressure; Conventional System; W/Flared Fitting	80124		
	1980				Pressure; Conventional System; W/O-Ring Fitting	71097		
	6-CYL. 4.1 L ENG.				Pressure - Hydroboost To Gear; Hydroboost System	91581		
	Pressure; Conventional System	71098			Return; Conventional System	≈<70518	★24"	39135
	Pressure - Hydroboost To Gear; Hydroboost System	71091		39106	Return - Gear To Tee; Hydroboost System		★14"	
LIGHT TRUCKS	Pressure - Pump To Hydroboost; Hydroboost System	71145			Return - Hydroboost To Tee; Hydroboost System		★16"	
	Return; Conventional System; W/Calif. Emission System		*24"		Return - Tee To Pump; Hydroboost System		★	
	Return; Conventional System; W/O Calif. Emission System		*		V-8 305 ENG.; V-8 350 ENG.; V-8 400 ENG.			
	Return - Gear To Pump; Hydroboost System		*24"		Pressure; Conventional System; W/Flared Fitting	80124		
	Return - Hydroboost To Pump; Hydroboost System		*40"		Pressure; Conventional System; W/O-Ring Fitting	71097		
	V-8 5.0 L ENG.; V-8 5.7 L ENG.; V-8 6.6 L ENG.				Pressure - Hydroboost To Gear; Hydroboost System	91581		
	Pressure; Conventional System	71097			Pressure - Pump To Hydroboost; Hydroboost System	71029		
	Pressure - Hydroboost To Gear; Hydroboost System	71091			Return; Conventional System	≈<70518	★24"	39135
	Pressure - Pump To Hydroboost; Hydroboost System	71145			Return - Gear To Tee; Hydroboost System		★14"	
MEDIUM/HEAVY TRUCKS	Return; Conventional System		*24"		Return - Hydroboost To Tee; Hydroboost System		★16"	
	Return - Gear To Pump; Hydroboost System		*24"		Return - Tee To Pump; Hydroboost System		★	
	Return - Hydroboost To Pump; Hydroboost System		*40"		1977			
	BUSES				6-CYL. 250 ENG.; 6-CYL. 292 ENG.			
	Pressure; Conventional System	71097			Pressure; Conventional System	70912		
	Pressure - Hydroboost To Gear; Hydroboost System	71091			Pressure - Hydroboost To Gear; Hydroboost System	91581		
	Pressure - Pump To Hydroboost; Hydroboost System	71145			Return; Conventional System	≈<70518	★24"	39135
	Return; Conventional System		*24"	39106	Return - Gear To Tee; Hydroboost System		★14"	
	Return - Gear To Pump; Hydroboost System		*24"		Return - Hydroboost To Tee; Hydroboost System		★16"	
	Return - Hydroboost To Pump; Hydroboost System		*40"		Return - Tee To Pump; Hydroboost System		★	
	HOSE NUMERICAL				1979			
	6-CYL. 250 ENG.				6-CYL. 250 ENG.			
	Pressure; Conventional System; W/Flared Fitting	80124			Pressure; Conventional System; W/Flared Fitting	80124		
	Pressure; Conventional System; W/O-Ring Fitting	71097			Pressure; Conventional System; W/O-Ring Fitting	71097		
	Pressure - Hydroboost To Gear; Hydroboost System	71240			Pressure - Hydroboost To Gear; Hydroboost System	≈<70518	★24"	39135
	Return; Conventional System	≈<70518	★24"	39135	Return - Gear To Tee; Hydroboost System		★14"	
	Return - Gear To Tee; Hydroboost System		★14"		Return - Hydroboost To Tee; Hydroboost System		★16"	
	Return - Hydroboost To Tee; Hydroboost System		★16"		Return - Tee To Pump; Hydroboost System		★	
	Return - Tee To Pump; Hydroboost System		★		V-8 305 ENG.			
	REPAIR KITS				Pressure - Hydroboost To Gear	91581		
	Pressure; Conventional System; W/Flared Fitting	80124			Pressure - Pump To Hydroboost	71029		
	Pressure; Conventional System; W/O-Ring Fitting	71097			Return - Gear To Tee		★14"	
	Pressure - Hydroboost To Gear; Hydroboost System	71240			Return - Hydroboost To Tee		★16"	
	Return; Conventional System	≈<70518	★24"	39135	Return - Tee To Pump		★	
	Return - Gear To Tee; Hydroboost System		★14"		V-8 350 ENG.; V-8 400 ENG.			
	Return - Hydroboost To Tee; Hydroboost System		★16"		Pressure; Conventional System	80124		
	Return - Tee To Pump; Hydroboost System		★					
	KIT NUMERICAL							
	V-8 305 ENG.; V-8 350 ENG.; V-8 400 ENG.							
	Pressure; Conventional System; W/Flared Fitting	80124						
	Pressure; Conventional System; W/O-Ring Fitting	71097						
	Pressure - Hydroboost To Gear; Hydroboost System	71240						

ILLUSTRATIONS

* Cut From C.P.E. 3/8" I.D. Hose: 71350 (48"), 81352 (25').
 † Cut From S.A.E. 11/32" I.D. Hose: 80062 (12"), 80063 (24"), 80064 (36"), 81353 (25').
 ★ Cut From S.A.E. 3/8" I.D. Hose: 71224 (24"), 71236 (36"), 71206 (48"), 81206 (25'). May Also Use 3/8" C.P.E.
 ♣ Cut From S.A.E. 5/8" I.D. Hose: 71351 (36").
 □ Cut From 1/2" I.D. Suction Hose: 71296 (36"), 81354 (10').
 ✦ Cut From 5/8" I.D. Suction Hose: 71207 (42"), 81355 (10').
 ✧ Cut From 3/4" I.D. Suction Hose: 71297 (36"), 81356 (10').
 ☆ See Page A14 For Pump or Gear Identification.

Ⓜ Two Required.
 Ⓝ Three Required.
 Ⓞ Four Required.
 ≈< Cut To Fit.
 Ⓢ Replaces Both Upper and Lower Hose.
 ▲ 252660 Adaptor Required For Some Models.
 ♣ See Page A6 For Installation Procedure.

Power Steering Hose for Light Trucks

Application	Assembly Number	Multi-Use Hose	End Fitting	Application	Assembly Number	Multi-Use Hose	End Fitting	
GMC - Continued				GMC - Continued				SYSTEM PUMP & GEAR IDENT.
G SERIES VAN - Continued				G SERIES VAN - Continued				
1977 - Continued				1975 - Continued				SYSTEM & COMPONENT IDENT.
V-8 350 ENG.; V-8 400 ENG. - Continued				V-8 350 ENG.; V-8 400 ENG. - Continued				
Pressure - Hydroboost To Gear; Hydroboost System	91581			Return - Tee To Pump; Hydroboost System.....		★		
Pressure - Pump To Hydroboost; Hydroboost System	71029			1974				
Return; Conventional System	≧70518	★24"	39135	6-CYL. 250 ENG.; 6-CYL. 292 ENG.				
Return - Gear To Tee; Hydroboost System.....		★14"		Pressure; Conventional System.....	70912			
Return - Hydroboost To Tee; Hydroboost System		★16"		Pressure - Hydroboost To Gear; Hydroboost System	70920			
Return - Tee To Pump; Hydroboost System.....		★		Pressure - Pump To Hydroboost; Hydroboost System	70921			
				Return; Conventional System	≧70518	★24"	39135	
1976				Return - Gear To Tee; Hydroboost System.....		★		
6-CYL. 250 ENG.; 6-CYL. 292 ENG.				Return - Hydroboost To Tee; Hydroboost System		★		
Pressure; Conventional System.....	70912			Return - Tee To Pump; Hydroboost System.....		★		
Pressure - Hydroboost To Gear; Hydroboost System	91581							
Return; Conventional System	≧70518	★24"	39135	V-8 350 ENG.				
Return - Gear To Tee; Hydroboost System.....		★14"		Pressure; Conventional System.....	80124			
Return - Hydroboost To Tee; Hydroboost System		★16"		Pressure - Hydroboost To Gear; Hydroboost System	70920			
Return - Tee To Pump; Hydroboost System.....		★		Pressure - Pump To Hydroboost; Hydroboost System	70921			
				Return; Conventional System	≧70518	★24"	39135	
V-8 350 ENG.; V-8 400 ENG.				Return - Gear To Tee; Hydroboost System.....		★		
Pressure; Conventional System.....	80124			Return - Hydroboost To Tee; Hydroboost System		★		
Pressure - Hydroboost To Gear; Hydroboost System	91581			Return - Tee To Pump; Hydroboost System.....		★		
Pressure - Pump To Hydroboost; Hydroboost System	71029							
Return; Conventional System	≧70518	★24"	39135	1973				
Return - Gear To Tee; Hydroboost System.....		★14"		6-CYL. 250 ENG.				
Return - Hydroboost To Tee; Hydroboost System		★16"		Pressure; Conventional System.....	70912			
Return - Tee To Pump; Hydroboost System.....		★		Pressure - Hydroboost To Gear; Hydroboost System	70920			
				Pressure - Pump To Hydroboost; Hydroboost System	70921			
1975				Return; Conventional System	≧70518	★24"	39135	
6-CYL. 250 ENG.; 6-CYL. 292 ENG.				Return - Gear To Tee; Hydroboost System.....		★		
Pressure; Conventional System.....	70912			Return - Hydroboost To Tee; Hydroboost System		★		
Pressure - Hydroboost To Gear; Hydroboost System	70920			Return - Tee To Pump; Hydroboost System.....		★		
Pressure - Pump To Hydroboost; Hydroboost System	70921							
Return; Conventional System	≧70518	★24"	39135	V-8 307 ENG.; V-8 350 ENG.				
Return - Gear To Tee; Hydroboost System.....		★		Pressure; Conventional System.....	80124			
Return - Hydroboost To Tee; Hydroboost System		★		Pressure - Hydroboost To Gear; Hydroboost System	70920			
Return - Tee To Pump; Hydroboost System.....		★		Pressure - Pump To Hydroboost; Hydroboost System	70921			
				Return; Conventional System	≧70518	★24"	39135	
V-8 350 ENG.; V-8 400 ENG.				Return - Gear To Tee; Hydroboost System.....		★		
Pressure; Conventional System.....	80124			Return - Hydroboost To Tee; Hydroboost System		★		
Pressure - Hydroboost To Gear; Hydroboost System	70920			Return - Tee To Pump; Hydroboost System.....		★		
Pressure - Pump To Hydroboost; Hydroboost System	70921							
Return; Conventional System	≧70518	★24"	39135	1972-1971				
Return - Gear To Tee; Hydroboost System.....		★		6-CYL. 250 ENG.; V-8 307 ENG.; V-8 350 ENG.				
Return - Hydroboost To Tee; Hydroboost System		★		Pressure	70912			
Return - Tee To Pump; Hydroboost System.....		★		Return		★24"		

- * Cut From C.P.E. 3/8" I.D. Hose: 71350 (48"), 81352 (25').
- † Cut From S.A.E. 11/32" I.D. Hose: 80062 (12"), 80063 (24"), 80064 (36"), 81353 (25').
- ★ Cut From S.A.E. 3/8" I.D. Hose: 71224 (24"), 71236 (36"), 71206 (48"), 81206 (25'). May Also Use 3/8" C.P.E.
- ♣ Cut From S.A.E. 5/8" I.D. Hose: 71351 (36").
- Cut From 1/2" I.D. Suction Hose: 71296 (36"), 81354 (10').
- ♣ Cut From 5/8" I.D. Suction Hose: 71207 (42"), 81355 (10').
- ✱ Cut From 3/4" I.D. Suction Hose: 71297 (36"), 81356 (10').
- ☆ See Page A14 For Pump or Gear Identification.

- Ⓜ Two Required.
- Ⓝ Three Required.
- Ⓞ Four Required.
- ≧ Cut To Fit.
- ⊗ Replaces Both Upper and Lower Hose.
- ▲ 252660 Adaptor Required For Some Models.
- ♣ See Page A6 For Installation Procedure.

ILLUSTRATIONS

Power Steering Hose for Light Trucks

	Application	Assembly Number	Multi-Use Hose	End Fitting	Application	Assembly Number	Multi-Use Hose	End Fitting
SYSTEM PUMP & GEAR IDENT.	GMC - Continued				GMC - Continued			
	JIMMY				JIMMY - Continued			
	1995				1989 - Continued			
	V-6 4.3 L ENG.				V-8 6.2 L DIESEL ENG. - Continued			
SYSTEM & COMPONENT IDENT.	Pressure	71404			Return - Hydroboost To Pump		*32"	
	Return; W/O Cooler		*18"	39108				
	Return - Cooler To Reservoir		*37"					
	Return - Gear To Cooler		*30"	39108				
	1994-1992				1988			
	V-6 4.3 L ENG.				4-CYL. 2.5 L ENG.			
	Pressure	71404			Pressure	70414		
	Return; W/O Cooler		*18"	39108	Reservoir		⊕	
	Return - Cooler To Pump		*36"		Return - Cooler To Pump		*20"	
	Return - Gear To Cooler		*30"	39108	Return - Gear To Cooler		*19"	
PASS. CARS	1991-1990				V-6 2.8 L ENG.			
	V-6 4.3 L ENG.				Pressure			
	Pressure	71404			Return; W/O Cooler	70421		*17"
	Return; W/O Cooler		*18"	39108	Return - Cooler To Pump			*20"
	Return - Cooler To Pump		*36"		Return - Gear To Cooler			*20"
	Return - Gear To Cooler		*30"	39108				
	1991-1990				V-6 4.3 L ENG.			
	V-6 4.3 L ENG.				Pressure			
	Pressure	71404			Return; W/O Cooler	71404		*18"
	Return; W/O Cooler		*18"	39108	Return - Cooler To Pump			*36"
	Return - Cooler To Pump		*36"		Return - Gear To Cooler			*30"
	Return - Gear To Cooler		*30"	39108				
LIGHT TRUCKS	V-8 5.7 L ENG.				V-8 5.7 L ENG.			
	Pressure; Conventional System	71402			Pressure; Conventional System; Op-			
	Pressure - Hydroboost To Gear; Hydro-	91812			optional Hose	71402		
	boost System				Pressure; Conventional System; Pre-	71088		
	Pressure - Pump To Hydroboost; Hy-	91466			ferred Hose			
	droboost System				Pressure - Hydroboost To Gear; Hydro-	91812		
	Return; Conventional System		*18"		boost System			
	Return - Gear To Pump; Hydroboost		*12"		Pressure - Pump To Hydroboost; Hy-	91466		
	System		*32"		droboost System			
	Return - Hydroboost To Pump; Hydro-				Return; Conventional System		*12"	
	boost System				Return - Gear To Pump; Hydroboost			
					System			*14"
	V-8 6.2 L DIESEL ENG.				Return - Hydroboost To Pump; Hydro-			
	Pressure - Hydroboost To Gear	71772			boost System			*32"
	Pressure - Pump To Hydroboost	91697						
	Return - Gear To Pump		*12"					
	Return - Hydroboost To Pump		*32"					
BUSES	1989				V-8 6.2 L DIESEL ENG.			
	V-6 2.8 L ENG.				Pressure - Hydroboost To Gear			
	Pressure	70421			Pressure - Pump To Hydroboost	71093		
	Return; W/O Cooler		*17"	39108	Pressure - Pump To Hydroboost	91468		
	Return - Cooler To Pump		*20"		Reservoir		⊕	
	Return - Gear To Cooler		*20"		Return - Gear To Pump		*14"	
					Return - Hydroboost To Pump		*32"	
	V-6 4.3 L ENG.				1987			
	V-6 4.3 L ENG.				4-CYL. 2.5 L ENG.			
	Pressure	71404			Pressure	70414		
	Return; W/O Cooler		*18"	39108	Reservoir		⊕	
	Return - Cooler To Pump		*36"		Return		*17"	
	Return - Gear To Cooler		*30"	39108				
	V-8 5.7 L ENG.				V-6 2.8 L ENG.			
	V-8 5.7 L ENG.				Pressure			
	Pressure; Conventional System	71402			Return; W/O Cooler	70421		*16"
	Pressure - Hydroboost To Gear; Hydro-	91812			Return - Cooler To Pump			*20"
	boost System				Return - Gear To Cooler			*20"
	Pressure - Pump To Hydroboost; Hy-	91466						
	droboost System							
	Return; Conventional System		*18"					
	Return - Gear To Pump; Hydroboost		*12"					
	System		*32"					
	Return - Hydroboost To Pump; Hydro-							
	boost System							
	V-8 6.2 L DIESEL ENG.				V-8 5.0 L ENG.			
	Pressure - Hydroboost To Gear	71093			Pressure; Optional Hose	71402		
	Pressure - Pump To Hydroboost	91697			Pressure; Preferred Hose	71088		
	Return - Gear To Pump		*12"		Return			*12"
	V-8 5.7 L ENG.				V-8 5.7 L ENG.			
	V-8 5.7 L ENG.				Pressure; Conventional System; Op-			
	Pressure; Conventional System; Op-				optional Hose	71402		
	Pressure; Conventional System; Pre-				Pressure; Conventional System; Pre-	71088		
	ferred Hose				ferred Hose			
	Return				Pressure - Hydroboost To Gear; Hydro-	71093		
	Return - Hydroboost To Gear; Hydro-				boost System			
	boost System							

ILLUSTRATIONS

* Cut From C.P.E. 3/8" I.D. Hose: 71350 (48"), 81352 (25').
 † Cut From S.A.E. 11/32" I.D. Hose: 80062 (12"), 80063 (24"), 80064 (36"), 81353 (25').
 ★ Cut From S.A.E. 3/8" I.D. Hose: 71224 (24"), 71236 (36"), 71206 (48"), 81206 (25'). May Also Use 3/8" C.P.E.
 ♣ Cut From S.A.E. 5/8" I.D. Hose: 71351 (36").
 □ Cut From 1/2" I.D. Suction Hose: 71296 (36"), 81354 (10').
 ⊕ Cut From 5/8" I.D. Suction Hose: 71207 (42"), 81355 (10').
 * Cut From 3/4" I.D. Suction Hose: 71297 (36"), 81356 (10').
 ☆ See Page A14 For Pump or Gear Identification.

Ⓜ Two Required.
 Ⓝ Three Required.
 Ⓞ Four Required.
 ⊕ Cut To Fit.
 ⊕ Replaces Both Upper and Lower Hose.
 ▲ 252660 Adaptor Required For Some Models.
 ⊕ See Page A6 For Installation Procedure.

Power Steering Hose for Light Trucks

Application	Assembly Number	Multi-Use Hose	End Fitting	Application	Assembly Number	Multi-Use Hose	End Fitting
GMC - Continued				GMC - Continued			
JIMMY - Continued				JIMMY - Continued			
1987 - Continued				1984-1983 - Continued			
V-8 5.7 L ENG. - Continued				V-8 5.0 L ENG.			
Pressure - Pump To Hydroboost; Hydroboost System	91466			Pressure; Optional Hose.....	71402		
Return; Conventional System		*12"		Pressure; Preferred Hose	71088		
Return - Gear To Pump; Hydroboost System.....		*24"		Return		*20"	
Return - Hydroboost To Pump; Hydroboost System		*32"		V-8 5.7 L ENG.			
V-8 6.2 L DIESEL ENG.				Pressure; Conventional System; Optional Hose			
Pressure - Hydroboost To Gear.....	71093			Pressure; Conventional System; Preferred Hose	71088		
Pressure - Pump To Hydroboost.....	91468			Pressure - Hydroboost To Gear; Hydroboost System	71093		
Reservoir		☼		Pressure - Pump To Hydroboost; Hydroboost System	91466		
Return - Gear To Pump.....		*24"		Return; Conventional System		*20"	
Return - Hydroboost To Pump		*32"		Return - Gear To Pump; Hydroboost System.....		*24"	
1986-1985				Return - Hydroboost To Pump; Hydroboost System			
4-CYL. 2.5 L ENG.				Return - Hydroboost To Pump; Hydroboost System			
Pressure	71222			V-8 6.2 L DIESEL ENG.			
Reservoir		♣		Pressure - Hydroboost To Gear.....			
Return		*17"		Pressure - Pump To Hydroboost.....	71093		
V-6 2.8 L ENG.				Reservoir			
Pressure	80122			Return - Gear To Pump.....	91468		
Return		*18"		Return - Hydroboost To Pump		*24"	
V-8 5.0 L ENG.				Return - Hydroboost To Pump			
Pressure; Optional Hose.....	71402			V-8 5.0 L ENG.			
Pressure; Preferred Hose	71088			Pressure; Optional Hose.....			
Return		*12"		Pressure; Preferred Hose	71088		
V-8 5.7 L ENG.				Return			
Pressure; Conventional System; Optional Hose	71402			6-CYL. 4.1 L ENG.			
Pressure; Conventional System; Preferred Hose	71088			Pressure; Conventional System.....			
Pressure - Hydroboost To Gear; Hydroboost System	71093			Pressure - Hydroboost To Gear; Hydroboost System	71092		
Pressure - Pump To Hydroboost; Hydroboost System	91466			Pressure - Pump To Hydroboost; Hydroboost System	71093		
Return; Conventional System.....		*12"		Return; Conventional System	91467		
Return - Gear To Pump; Hydroboost System.....		*24"		Return - Gear To Pump; Hydroboost System.....		*20"	
Return - Hydroboost To Pump; Hydroboost System		*32"		Return - Gear To Pump; Hydroboost System.....		*24"	
V-8 6.2 L DIESEL ENG.				Return - Hydroboost To Pump; Hydroboost System			
Pressure - Hydroboost To Gear.....	71093			V-8 5.0 L ENG.			
Pressure - Pump To Hydroboost.....	91468			Pressure; Optional Hose.....			
Reservoir		☼		Pressure; Preferred Hose	71088		
Return - Gear To Pump.....		*24"		Return		*20"	
Return - Hydroboost To Pump		*32"		V-8 5.7 L ENG.			
1984-1983				Pressure; Conventional System; Optional Hose			
4-CYL. 1.9 L ENG.				Pressure; Conventional System; Preferred Hose			
Pressure; W/A.C.....	71195			Pressure - Hydroboost To Gear; Hydroboost System	71093		
Pressure; W/O A.C.	80140			Pressure - Pump To Hydroboost; Hydroboost System	91466		
Return; W/A.C.....		*14"		Return; Conventional System		*20"	
Return; W/O A.C.....		*15"		Return - Gear To Pump; Hydroboost System.....		*24"	
4-CYL. 2.0 L ENG.				Return - Hydroboost To Pump; Hydroboost System			
Pressure	71203			V-8 5.0 L ENG.			
Return		*13"		Pressure; Optional Hose.....			
V-6 2.8 L ENG.				Pressure; Preferred Hose			
Pressure	80122			Return		*20"	
Return		*20"		V-8 5.7 L ENG.			

SYSTEM PUMP & GEAR IDENT.

SYSTEM & COMPONENT IDENT.

PASS. CARS

LIGHT TRUCKS

MEDIUM/HEAVY TRUCKS

BUSES

HOSE NUMERICAL

REPAIR KITS

KIT NUMERICAL

ILLUSTRATIONS

* Cut From C.P.E. 3/8" I.D. Hose: 71350 (48"), 81352 (25').
 † Cut From S.A.E. 11/32" I.D. Hose: 80062 (12"), 80063 (24"), 80064 (36"), 81353 (25').
 ★ Cut From S.A.E. 3/8" I.D. Hose: 71224 (24"), 71236 (36"), 71206 (48"), 81206 (25'). May Also Use 3/8" C.P.E.
 ♣ Cut From S.A.E. 5/8" I.D. Hose: 71351 (36").
 □ Cut From 1/2" I.D. Suction Hose: 71296 (36"), 81354 (10').
 ♠ Cut From 5/8" I.D. Suction Hose: 71207 (42"), 81355 (10').
 ☼ Cut From 3/4" I.D. Suction Hose: 71297 (36"), 81356 (10').
 ☆ See Page A14 For Pump or Gear Identification.

② Two Required.
 ③ Three Required.
 ④ Four Required.
 ≡ Cut To Fit.
 ☼ Replaces Both Upper and Lower Hose.
 ▲ 252660 Adaptor Required For Some Models.
 ♣ See Page A6 For Installation Procedure.

Power Steering Hose for Light Trucks

	Application	Assembly Number	Multi-Use Hose	End Fitting	Application	Assembly Number	Multi-Use Hose	End Fitting
SYSTEM PUMP & GEAR IDENT.	GMC - Continued				GMC - Continued			
	JIMMY - Continued				JIMMY - Continued			
	1981-1980				1978 - Continued			
	6-CYL. 4.1 L ENG.				6-CYL. 250 ENG. - Continued			
SYSTEM & COMPONENT IDENT.	Pressure; Conventional System.....	71092			Pressure - Hydroboost To Gear; Hydroboost System	70924		
	Pressure - Hydroboost To Gear; Hydroboost System	71093			Pressure - Pump To Hydroboost; Hydroboost System	91571		
	Pressure - Pump To Hydroboost; Hydroboost System	91467			Return; Conventional System; W/Calif. Emission System.....		★18"	
	Return; Conventional System		★18"		Return; Conventional System; W/O Calif. Emission System	☞70518	★22"	39859
	Return - Gear To Pump; Hydroboost System.....		★24"		Return - Gear To Pump; Hydroboost System.....		★34"	
PASS. CARS	Return - Hydroboost To Pump; Hydroboost System		★32"		Return - Hydroboost To Pump; Hydroboost System		★42"	
	V-8 5.0 L ENG.				V-8 305 ENG.; V-8 400 ENG.			
	Pressure; Optional Hose.....	71402			Pressure	70911		
	Pressure; Preferred Hose	71088			Return	☞70518	★22"	39135
	Return	☞70518	★24"	39106	V-8 350 ENG.			
	V-8 5.7 L ENG.				Pressure; Conventional System.....			
	Pressure; Conventional System; Optional Hose	71402			Pressure - Hydroboost To Gear; Hydroboost System	70924		
LIGHT TRUCKS	Pressure; Conventional System; Preferred Hose	71088			Pressure - Pump To Hydroboost; Hydroboost System	91570		
	Pressure - Hydroboost To Gear; Hydroboost System	71093			Return; Conventional System	☞70518	★22"	39135
	Pressure - Pump To Hydroboost; Hydroboost System	91466			Return - Gear To Pump; Hydroboost System.....		★34"	
	Return; Conventional System	☞70518	★24"	39106	Return - Hydroboost To Pump; Hydroboost System		★42"	
	Return - Gear To Pump; Hydroboost System.....		★24"		1977			
	Return - Hydroboost To Pump; Hydroboost System		★32"		6-CYL. 250 ENG.			
MEDIUM/HEAVY TRUCKS	1979				Pressure; Conventional System.....			
	6-CYL. 250 ENG.				Pressure - Hydroboost To Gear; Hydroboost System			
	Pressure; Conventional System.....	70910			Pressure - Pump To Hydroboost; Hydroboost System	91571		
	Pressure - Hydroboost To Gear; Hydroboost System	70924			Return; Conventional System	☞70518	★22"	39859
BUSES	Pressure - Pump To Hydroboost; Hydroboost System	91571			Return - Gear To Pump; Hydroboost System.....		★34"	
	Return; Conventional System	☞70518	★22"	39859	Return - Hydroboost To Pump; Hydroboost System		★42"	
	Return - Gear To Pump; Hydroboost System.....		★34"		V-8 305 ENG.; V-8 400 ENG.			
	Return - Hydroboost To Pump; Hydroboost System		★42"		Pressure	70911		
	V-8 305 ENG.; V-8 400 ENG.				Return			
	Pressure	70911			V-8 350 ENG.			
	Return	☞70518	★22"	39135	Pressure; Conventional System.....	70911		
	V-8 350 ENG.				Pressure - Hydroboost To Gear; Hydroboost System			
	Pressure; Conventional System.....	70911			Pressure - Pump To Hydroboost; Hydroboost System	91570		
	Pressure - Hydroboost To Gear; Hydroboost System	70924			Return; Conventional System	☞70518	★22"	39135
	Pressure - Pump To Hydroboost; Hydroboost System	91570			Return - Gear To Pump; Hydroboost System.....		★34"	
	Return; Conventional System	☞70518	★22"	39135	Return - Hydroboost To Pump; Hydroboost System		★42"	
	Return - Gear To Pump; Hydroboost System.....		★34"		1976-1975			
	Return - Hydroboost To Pump; Hydroboost System		★42"		6-CYL. 250 ENG.			
HOSE NUMERICAL	1978				Pressure; Conventional System.....			
	6-CYL. 250 ENG.				Pressure - Hydroboost To Gear; Hydroboost System			
	Pressure; Conventional System; W/Calif. Emission System	70260			Pressure - Pump To Hydroboost; Hydroboost System	91571		
	Pressure; Conventional System; W/O Calif. Emission System.....	70910			Return; Conventional System	☞70629	★22"	39859
REPAIR KITS								
KIT NUMERICAL								

- * Cut From C.P.E. 3/8" I.D. Hose: 71350 (48"), 81352 (25').
- † Cut From S.A.E. 11/32" I.D. Hose: 80062 (12"), 80063 (24"), 80064 (36"), 81353 (25').
- ★ Cut From S.A.E. 3/8" I.D. Hose: 71224 (24"), 71236 (36"), 71206 (48"), 81206 (25'). May Also Use 3/8" C.P.E.
- ♣ Cut From S.A.E. 5/8" I.D. Hose: 71351 (36").
- Cut From 1/2" I.D. Suction Hose: 71296 (36"), 81354 (10').
- ♠ Cut From 5/8" I.D. Suction Hose: 71207 (42"), 81355 (10').
- ✱ Cut From 3/4" I.D. Suction Hose: 71297 (36"), 81356 (10').
- ☆ See Page A14 For Pump or Gear Identification.

- Ⓜ Two Required.
- Ⓝ Three Required.
- Ⓞ Four Required.
- ☞ Cut To Fit.
- ⊗ Replaces Both Upper and Lower Hose.
- ▲ 252660 Adaptor Required For Some Models.
- ♣ See Page A6 For Installation Procedure.

Power Steering Hose for Light Trucks

Application	Assembly Number	Multi-Use Hose	End Fitting	Application	Assembly Number	Multi-Use Hose	End Fitting	
GMC - Continued				GMC - Continued				SYSTEM PUMP & GEAR IDENT.
JIMMY - Continued				JIMMY - Continued				
1976-1975 - Continued				1973 - Continued				
6-CYL. 250 ENG. - Continued				6-CYL. 250 ENG. - Continued				
Return - Cooler To Tee; Hydroboost System.....		★		Pressure - Hydroboost To Gear; Hydroboost System.....	70924			
Return - Gear To Cooler; Hydroboost System.....		★		Pressure - Pump To Hydroboost; Hydroboost System.....	91569			
Return - Hydroboost To Tee; Hydroboost System.....		★30"		Return; Conventional System.....	≅70629	★22"	39859	
Return - Tee To Pump; Hydroboost System.....		★12"		Return - Cooler To Tee; Hydroboost System.....		★		
V-8 350 ENG.				V-8 307 ENG.; V-8 350 ENG.				
Pressure; Conventional System.....	70911			Pressure; Conventional System.....	70911			
Pressure - Hydroboost To Gear; Hydroboost System.....	70924			Pressure - Hydroboost To Gear; Hydroboost System.....	70924			
Pressure - Pump To Hydroboost; Hydroboost System.....	91570			Pressure - Pump To Hydroboost; Hydroboost System.....	91569			
Return; Conventional System.....	≅70551	★22"	39135	Return; Conventional System.....	≅70551	★22"	39135	
Return - Cooler To Tee; Hydroboost System.....		★		Return - Cooler To Tee; Hydroboost System.....		★		
Return - Gear To Cooler; Hydroboost System.....		★		Return - Gear To Cooler; Hydroboost System.....		★		
Return - Hydroboost To Tee; Hydroboost System.....		★30"		Return - Hydroboost To Tee; Hydroboost System.....		★		
Return - Tee To Pump; Hydroboost System.....		★12"		Return - Tee To Pump; Hydroboost System.....		★		
V-8 400 ENG.				V-8 400 ENG.				
Pressure.....	70911			Pressure.....	70911			
Return.....	≅70551	★22"	39135	Return.....	≅70551	★22"	39135	
1974				1972-1970				
6-CYL. 250 ENG.				6-CYL. 250 ENG.; V-8 307 ENG.; V-8 350 ENG.				
Pressure; Conventional System.....	70910			Pressure; W/Female Pressure Port.....	70917			
Pressure - Hydroboost To Gear; Hydroboost System.....	70924			Pressure; W/Male Pressure Port.....	71065			
Pressure - Pump To Hydroboost; Hydroboost System.....	91569			Return; W/2WD.....		★30"		
Return; Conventional System.....	≅70629	★22"	39859	Return; W/4WD.....		★28"		
Return - Cooler To Tee; Hydroboost System.....		★		P SERIES VAN				
Return - Gear To Cooler; Hydroboost System.....		★		1995				
Return - Hydroboost To Tee; Hydroboost System.....		★		V-6 4.3 L ENG.				
Return - Tee To Pump; Hydroboost System.....		★		Pressure; Conventional System.....	71248			
V-8 350 ENG.				V-6 4.3 L ENG.				
Pressure; Conventional System.....	70911			Pressure - Hydroboost To Gear; Hydroboost System; Motor Home.....	91727			
Pressure - Hydroboost To Gear; Hydroboost System.....	70924			Pressure - Hydroboost To Gear; Hydroboost System; W/Front I-Beam Suspension.....	91537			
Pressure - Pump To Hydroboost; Hydroboost System.....	91569			Pressure - Hydroboost To Gear; Hydroboost System; W/O Front I-Beam Suspension.....	91470			
Return; Conventional System.....	≅70551	★22"	39135	Pressure - Pump To Hydroboost; Hydroboost System; W/Brake Warning System.....	91820			
Return - Cooler To Tee; Hydroboost System.....		★		Pressure - Pump To Hydroboost; Hydroboost System; W/O Brake Warning System.....	71250			
Return - Gear To Cooler; Hydroboost System.....		★		Return; Conventional System.....		*		
Return - Hydroboost To Tee; Hydroboost System.....		★		Return - Gear To Pump; Hydroboost System.....		★20"		
Return - Tee To Pump; Hydroboost System.....		★		Return - Hydroboost To Pump; Hydroboost System.....		★34"		
1973				V-8 5.7 L ENG.				
6-CYL. 250 ENG.				6-CYL. 250 ENG.				
Pressure; Conventional System.....	70910			Pressure; Conventional System.....	71248			

* Cut From C.P.E. 3/8" I.D. Hose: 71350 (48"), 81352 (25").
 † Cut From S.A.E. 11/32" I.D. Hose: 80062 (12"), 80063 (24"), 80064 (36"), 81353 (25").
 ★ Cut From S.A.E. 3/8" I.D. Hose: 71224 (24"), 71236 (36"), 71206 (48"), 81206 (25"). May Also Use 3/8" C.P.E.
 ❖ Cut From S.A.E. 5/8" I.D. Hose: 71351 (36").
 □ Cut From 1/2" I.D. Suction Hose: 71296 (36"), 81354 (10').
 ❖ Cut From 5/8" I.D. Suction Hose: 71207 (42"), 81355 (10').
 * Cut From 3/4" I.D. Suction Hose: 71297 (36"), 81356 (10').
 ☆ See Page A14 For Pump or Gear Identification.

② Two Required.
 ③ Three Required.
 ④ Four Required.
 ≅ Cut To Fit.
 * Replaces Both Upper and Lower Hose.
 ▲ 252660 Adaptor Required For Some Models.
 ❖ See Page A6 For Installation Procedure.

SYSTEM PUMP & GEAR IDENT.

SYSTEM & COMPONENT IDENT.

PASS. CARS

LIGHT TRUCKS

MEDIUM/HEAVY TRUCKS

BUSES

HOSE NUMERICAL

REPAIR KITS

KIT NUMERICAL

ILLUSTRATIONS

Power Steering Hose for Light Trucks

	Application	Assembly Number	Multi-Use Hose	End Fitting	Application	Assembly Number	Multi-Use Hose	End Fitting
SYSTEM PUMP & GEAR IDENT.	GMC - Continued				GMC - Continued			
	P SERIES VAN - Continued				P SERIES VAN - Continued			
	1995 - Continued				1994 - Continued			
	V-8 5.7 L ENG. - Continued				V-6 4.3 L ENG. - Continued			
SYSTEM & COMPONENT IDENT.	Pressure - Hydroboost To Gear; Hydroboost System; W/Front I-Beam Suspension.....	91537			Pressure - Hydroboost To Gear; Hydroboost System; W/Front I-Beam Suspension.....	91537		
	Pressure - Hydroboost To Gear; Hydroboost System; W/O Front I-Beam Suspension.....	91470			Pressure - Hydroboost To Gear; Hydroboost System; W/O Front I-Beam Suspension.....	91470		
	Pressure - Pump To Hydroboost; Hydroboost System; W/Brake Warning System.....	91820			Pressure - Pump To Hydroboost; Hydroboost System; W/Brake Warning System.....	91820		
PASS. CARS	Pressure - Pump To Hydroboost; Hydroboost System; W/O Brake Warning System.....	71250			Pressure - Pump To Hydroboost; Hydroboost System; W/O Brake Warning System.....	71250		
	Return; Conventional System.....		*		Return; Conventional System.....		*	
	Return - Gear To Pump; Hydroboost System.....		*14"		Return - Gear To Pump; Hydroboost System.....		*20"	
	Return - Hydroboost To Pump; Hydroboost System.....		*33"		Return - Hydroboost To Pump; Hydroboost System.....		*34"	
	V-8 6.5 L DIESEL ENG.				V-8 5.7 L ENG.			
LIGHT TRUCKS	Pressure - Hydroboost To Gear; W/Front I-Beam Suspension.....	91537			Pressure; Conventional System.....	71248		
	Pressure - Hydroboost To Gear; W/O Front I-Beam Suspension.....	91470			Pressure - Hydroboost To Gear; Hydroboost System; W/Front I-Beam Suspension.....	91537		
	Pressure - Pump To Hydroboost; Motor Home.....	80065			Pressure - Hydroboost To Gear; Hydroboost System; W/O Front I-Beam Suspension.....	91470		
	Pressure - Pump To Hydroboost; W/Brake Warning System; Exc. Motor Home.....	91821			Pressure - Pump To Hydroboost; Hydroboost System; W/Brake Warning System.....	91820		
MEDIUM/HEAVY TRUCKS	Pressure - Pump To Hydroboost; W/O Brake Warning System; Exc. Motor Home.....	91822			Pressure - Pump To Hydroboost; Hydroboost System; W/O Brake Warning System.....	71250		
	Return - Gear To Pump; Exc. Motor Home.....		*14"		Return; Conventional System.....		*	
	Return - Gear To Pump; Motor Home... Return - Hydroboost To Pump; Exc. Motor Home.....		*		Return - Gear To Pump; Hydroboost System.....		*14"	
	Return - Hydroboost To Pump; Motor Home.....		*33"		Return - Hydroboost To Pump; Hydroboost System.....		*33"	
BUSES			*		V-8 6.5 L DIESEL ENG.			
	V-8 7.4 L ENG.				Pressure - Hydroboost To Gear; W/Front I-Beam Suspension.....			
	Pressure; Conventional System; P30.....	71096			Pressure - Hydroboost To Gear; W/O Front I-Beam Suspension.....	91470		
	Pressure - Hydroboost To Gear; Hydroboost System; W/Front I-Beam Suspension.....	91537			Pressure - Pump To Hydroboost; Motor Home.....	80057		
HOSE NUMERICAL	Pressure - Hydroboost To Gear; Hydroboost System; W/O Front I-Beam Suspension.....	91470			Pressure - Pump To Hydroboost; W/Brake Warning System; Exc. Motor Home.....	91821		
	Pressure - Pump To Hydroboost; Hydroboost System; W/Brake Warning System; Exc. Motor Home.....	91820			Pressure - Pump To Hydroboost; W/O Brake Warning System; Exc. Motor Home.....	91822		
	Pressure - Pump To Hydroboost; Hydroboost System; W/O Brake Warning System; Exc. Motor Home.....	71249			Return - Gear To Pump; Exc. Motor Home.....		*14"	
REPAIR KITS	Return; Conventional System; P30.....		*		Return - Gear To Pump; Motor Home... Return - Hydroboost To Pump; Exc. Motor Home.....		*	
	Return - Gear To Pump; Hydroboost System; Exc. Motor Home.....		*8"		Return - Hydroboost To Pump; Motor Home.....		*33"	
	Return - Gear To Pump; Hydroboost System; Motor Home.....		*		Return - Hydroboost To Pump; Hydroboost System; Exc. Motor Home.....		*33"	
	Return - Hydroboost To Pump; Hydroboost System; Exc. Motor Home.....		*33"		Return - Hydroboost To Pump; Hydroboost System; Motor Home.....		*	
KIT NUMERICAL			*		V-8 7.4 L ENG.			
	1994				Pressure; Conventional System; P30.....			
	V-6 4.3 L ENG.				Pressure - Hydroboost To Gear; Hydroboost System; W/Front I-Beam Suspension.....			
	Pressure; Conventional System.....	71248			Pressure - Hydroboost To Gear; Hydroboost System; W/O Front I-Beam Suspension.....	91470		

ILLUSTRATIONS

- * Cut From C.P.E. 3/8" I.D. Hose: 71350 (48"), 81352 (25').
- † Cut From S.A.E. 11/32" I.D. Hose: 80062 (12"), 80063 (24"), 80064 (36"), 81353 (25').
- ★ Cut From S.A.E. 3/8" I.D. Hose: 71224 (24"), 71236 (36"), 71206 (48"), 81206 (25'). May Also Use 3/8" C.P.E.
- ♣ Cut From S.A.E. 5/8" I.D. Hose: 71351 (36").
- Cut From 1/2" I.D. Suction Hose: 71296 (36"), 81354 (10').
- ♠ Cut From 5/8" I.D. Suction Hose: 71207 (42"), 81355 (10').
- ✦ Cut From 3/4" I.D. Suction Hose: 71297 (36"), 81356 (10').
- ☆ See Page A14 For Pump or Gear Identification.

- Ⓜ Two Required.
- Ⓝ Three Required.
- Ⓞ Four Required.
- Ⓟ Cut To Fit.
- Ⓠ Replaces Both Upper and Lower Hose.
- Ⓡ 252660 Adaptor Required For Some Models.
- ♣ See Page A6 For Installation Procedure.

Power Steering Hose for Light Trucks

Application	Assembly Number	Multi-Use Hose	End Fitting	Application	Assembly Number	Multi-Use Hose	End Fitting	
GMC - Continued				GMC - Continued				SYSTEM PUMP & GEAR IDENT.
P SERIES VAN - Continued				P SERIES VAN - Continued				
1994 - Continued				1993 - Continued				SYSTEM & COMPONENT IDENT.
V-8 7.4 L ENG. - Continued				V-8 6.2 L DIESEL ENG. - Continued				
Pressure - Pump To Hydroboost; Hydroboost System; Motor Home.....	80058			Pressure - Pump To Hydroboost; Motor Home.....	70411			
Pressure - Pump To Hydroboost; Hydroboost System; W/Brake Warning System; Exc. Motor Home.....	91820			Return - Gear To Pump; Exc. Motor Home.....		*14"	*	
Pressure - Pump To Hydroboost; Hydroboost System; W/O Brake Warning System; Exc. Motor Home.....	71249			Return - Gear To Pump; Motor Home... Return - Hydroboost To Pump; Exc. Motor Home.....		*33"	*	
Return; Conventional System; P30.....		*		Return - Hydroboost To Pump; Motor Home.....				
Return - Gear To Pump; Hydroboost System; Exc. Motor Home.....		*8"						
Return - Gear To Pump; Hydroboost System; Motor Home.....		*		V-8 7.4 L ENG.	71096			
Return - Hydroboost To Pump; Hydroboost System; Exc. Motor Home.....		*33"		Pressure; Conventional System; P30.....				
Return - Hydroboost To Pump; Hydroboost System; Motor Home.....		*		Pressure - Hydroboost To Gear; Hydroboost System; W/Front I-Beam Suspension.....	91537			
				Pressure - Hydroboost To Gear; Hydroboost System; W/O Front I-Beam Suspension.....	91470			
1993				Pressure - Pump To Hydroboost; Hydroboost System; Exc. Motor Home..	71249			
V-6 4.3 L ENG.				Pressure - Pump To Hydroboost; Hydroboost System; Motor Home.....	80058			
Pressure; Conventional System.....	91729			Return; Conventional System; P30.....		*		
Pressure - Hydroboost To Gear; Hydroboost System; W/Front I-Beam Suspension.....	91537			Return - Gear To Pump; Hydroboost System; Exc. Motor Home.....		*8"		
Pressure - Hydroboost To Gear; Hydroboost System; W/O Front I-Beam Suspension.....	91470			Return - Gear To Pump; Hydroboost System; Motor Home.....		*		
Pressure - Pump To Hydroboost; Hydroboost System; W/Brake Warning System.....	71256			Return - Hydroboost To Pump; Hydroboost System; Exc. Motor Home.....		*33"		
Pressure - Pump To Hydroboost; Hydroboost System; W/O Brake Warning System.....	71250			Return - Hydroboost To Pump; Hydroboost System; Motor Home.....		*		
Return; Conventional System.....		*						
Return - Gear To Pump; Hydroboost System.....		*20"		1992				
Return - Hydroboost To Pump; Hydroboost System.....		*34"		V-6 4.3 L ENG.				
				Pressure; Conventional System.....	91729			
V-8 5.7 L ENG.				Pressure - Hydroboost To Gear; Hydroboost System; W/Front I-Beam Suspension.....	91537			
Pressure; Conventional System.....	71248			Pressure - Hydroboost To Gear; Hydroboost System; W/O Front I-Beam Suspension.....	91470			
Pressure - Hydroboost To Gear; Hydroboost System; W/Front I-Beam Suspension.....	91537			Pressure - Pump To Hydroboost; Hydroboost System; W/Brake Warning System.....	71250			
Pressure - Hydroboost To Gear; Hydroboost System; W/O Front I-Beam Suspension.....	91470			Pressure - Pump To Hydroboost; Hydroboost System; W/O Brake Warning System.....	71256			
Pressure - Pump To Hydroboost; Hydroboost System; W/Brake Warning System.....	71256			Return; Conventional System.....		*		
Pressure - Pump To Hydroboost; Hydroboost System; W/O Brake Warning System.....	71250			Return - Gear To Pump; Hydroboost System.....		*20"		
Return; Conventional System.....		*		Return - Hydroboost To Pump; Hydroboost System.....		*34"		
Return - Gear To Pump; Hydroboost System.....		*14"						
Return - Hydroboost To Pump; Hydroboost System.....		*33"		V-8 5.7 L ENG.				
				Pressure; Conventional System.....	71248			
V-8 6.2 L DIESEL ENG.				Pressure - Hydroboost To Gear; Hydroboost System; W/Front I-Beam Suspension.....	91537			
Pressure - Hydroboost To Gear; W/Front I-Beam Suspension.....	91537			Pressure - Hydroboost To Gear; Hydroboost System; W/O Front I-Beam Suspension.....	91470			
Pressure - Hydroboost To Gear; W/O Front I-Beam Suspension.....	91470			Pressure - Pump To Hydroboost; Hydroboost System; W/Brake Warning System.....	71256			
Pressure - Pump To Hydroboost; Exc. Motor Home.....	80150							

- * Cut From C.P.E. 3/8" I.D. Hose: 71350 (48"), 81352 (25').
- † Cut From S.A.E. 11/32" I.D. Hose: 80062 (12"), 80063 (24"), 80064 (36"), 81353 (25').
- ★ Cut From S.A.E. 3/8" I.D. Hose: 71224 (24"), 71236 (36"), 71206 (48"), 81206 (25'). May Also Use 3/8" C.P.E.
- ♣ Cut From S.A.E. 5/8" I.D. Hose: 71351 (36").
- Cut From 1/2" I.D. Suction Hose: 71296 (36"), 81354 (10').
- ♠ Cut From 5/8" I.D. Suction Hose: 71207 (42"), 81355 (10').
- ✱ Cut From 3/4" I.D. Suction Hose: 71297 (36"), 81356 (10').
- ☆ See Page A14 For Pump or Gear Identification.

- Ⓜ Two Required.
- Ⓝ Three Required.
- Ⓞ Four Required.
- ≠ Cut To Fit.
- ⊗ Replaces Both Upper and Lower Hose.
- ▲ 252660 Adaptor Required For Some Models.
- ♣ See Page A6 For Installation Procedure.

ILLUSTRATIONS

Power Steering Hose for Light Trucks

	Application	Assembly Number	Multi-Use Hose	End Fitting	Application	Assembly Number	Multi-Use Hose	End Fitting
SYSTEM PUMP & GEAR IDENT.	GMC - Continued				GMC - Continued			
	P SERIES VAN - Continued				P SERIES VAN - Continued			
	1992 - Continued				1991 - Continued			
	V-8 5.7 L ENG. - Continued				V-6 4.3 L ENG. - Continued			
SYSTEM & COMPONENT IDENT.	Pressure - Pump To Hydroboost; Hydroboost System; W/O Brake Warning System	71250			Pressure - Hydroboost To Gear; Hydroboost System; W/O Front I-Beam Suspension.....	91470		
	Return; Conventional System.....		*		Pressure - Pump To Hydroboost; Hydroboost System; W/Brake Warning System.....	71256		
	Return - Gear To Pump; Hydroboost System.....		*14"		Pressure - Pump To Hydroboost; Hydroboost System; W/O Brake Warning System	71250		
	Return - Hydroboost To Pump; Hydroboost System		*33"		Return; Conventional System		*	
PASS. CARS	V-8 6.2 L DIESEL ENG.				V-8 5.7 L ENG.			
	Pressure - Hydroboost To Gear; W/Front I-Beam Suspension.....	91537			Pressure; Conventional System.....	71248		
	Pressure - Hydroboost To Gear; W/O Front I-Beam Suspension.....	91470			Pressure - Hydroboost To Gear; Hydroboost System; W/Front I-Beam Suspension	91537		
	Pressure - Pump To Hydroboost; Hydroboost System; W/Brake Warning System; Exc. Motor Home.....	71256			Pressure - Hydroboost To Gear; Hydroboost System; W/O Front I-Beam Suspension.....	91470		
	Pressure - Pump To Hydroboost; Motor Home.....	70411			Pressure - Pump To Hydroboost; Hydroboost System; W/Brake Warning System.....	71256		
LIGHT TRUCKS	Pressure - Pump To Hydroboost; W/O Brake Warning System; Exc. Motor Home	80150			Pressure - Pump To Hydroboost; Hydroboost System; W/O Brake Warning System.....	71250		
	Return - Gear To Pump; Exc. Motor Home.....		*14"		Return; Conventional System		*	
	Return - Gear To Pump; Motor Home... Return - Hydroboost To Pump; Exc. Motor Home		*		Return - Gear To Pump; Hydroboost System.....		*14"	
	Return - Hydroboost To Pump; Motor Home.....		*33"		Return - Hydroboost To Pump; Hydroboost System		*33"	
MEDIUM/HEAVY TRUCKS	V-8 7.4 L ENG.				V-8 6.2 L DIESEL ENG.			
	Pressure; Conventional System; P30.....	71096			Pressure - Hydroboost To Gear; W/Front I-Beam Suspension.....	91537		
	Pressure - Hydroboost To Gear; Hydroboost System; W/Front I-Beam Suspension	91537			Pressure - Hydroboost To Gear; W/O Front I-Beam Suspension.....	91470		
	Pressure - Hydroboost To Gear; Hydroboost System; W/O Front I-Beam Suspension.....	91470			Pressure - Pump To Hydroboost; Motor Home	70411		
BUSES	Pressure - Pump To Hydroboost; Hydroboost System; Exc. Motor Home; W/Brake Warning System.....	71256			Pressure - Pump To Hydroboost; W/Brake Warning System; Exc. Motor Home	71256		
	Pressure - Pump To Hydroboost; Hydroboost System; Exc. Motor Home; W/O Brake Warning System	71249			Pressure - Pump To Hydroboost; W/O Brake Warning System; Exc. Motor Home.....	71256		
	Pressure - Pump To Hydroboost; Hydroboost System; Motor Home.....	80058			Pressure - Pump To Hydroboost; W/O Brake Warning System; Exc. Motor Home.....	80150		
	Return; Conventional System; P30		*		Return - Gear To Pump; Exc. Motor Home.....		*14"	
	Return - Gear To Pump; Hydroboost System.....		*8"		Return - Gear To Pump; Motor Home... Return - Hydroboost To Pump; Exc. Motor Home		*	
	Return - Hydroboost To Pump; Hydroboost System		*33"		Return - Hydroboost To Pump; Motor Home		*33"	
HOSE NUMERICAL	1991				V-8 7.4 L ENG.			
	4-CYL. 3.9 L DIESEL ENG.				Pressure; Conventional System; P30.....			
	Pressure - Hydroboost To Gear; W/Front I-Beam Suspension.....	91537			Pressure - Hydroboost To Gear; Hydroboost System; W/Front I-Beam Suspension	91537		
	Pressure - Hydroboost To Gear; W/O Front I-Beam Suspension.....	91470			Pressure - Hydroboost To Gear; Hydroboost System; W/O Front I-Beam Suspension.....	91470		
	Return - Gear To Pump.....		*		Pressure - Pump To Hydroboost; Hydroboost System; Motor Home.....	80058		
	Return - Hydroboost To Pump		*		Return - Gear To Pump; Exc. Motor Home.....		*14"	
REPAIR KITS	1991				V-8 7.4 L ENG.			
	4-CYL. 3.9 L DIESEL ENG.				Pressure - Pump To Hydroboost; W/O Brake Warning System; Exc. Motor Home.....			
	Pressure - Hydroboost To Gear; W/Front I-Beam Suspension.....	91537			Return - Gear To Pump; Exc. Motor Home.....		*14"	
	Pressure - Hydroboost To Gear; W/O Front I-Beam Suspension.....	91470			Return - Hydroboost To Pump; Exc. Motor Home		*	
	Return - Gear To Pump.....		*		Return - Hydroboost To Pump; Motor Home		*33"	
	Return - Hydroboost To Pump		*		Return - Hydroboost To Pump; Motor Home		*	
KIT NUMERICAL	V-6 4.3 L ENG.				V-8 7.4 L ENG.			
	Pressure; Conventional System.....	91729			Pressure; Conventional System; P30.....	71096		
	Pressure - Hydroboost To Gear; Hydroboost System; W/Front I-Beam Suspension.....	91537			Pressure - Hydroboost To Gear; Hydroboost System; W/Front I-Beam Suspension	91537		
	Pressure - Hydroboost To Gear; Hydroboost System; W/O Front I-Beam Suspension.....				Pressure - Hydroboost To Gear; Hydroboost System; W/O Front I-Beam Suspension.....	91470		
	Pressure - Pump To Hydroboost; Hydroboost System; Motor Home.....				Pressure - Pump To Hydroboost; Hydroboost System; Motor Home.....	80058		

ILLUSTRATIONS

* Cut From C.P.E. 3/8" I.D. Hose: 71350 (48"), 81352 (25').
 † Cut From S.A.E. 1 1/32" I.D. Hose: 80062 (12"), 80063 (24"), 80064 (36"), 81353 (25').
 ★ Cut From S.A.E. 3/8" I.D. Hose: 71224 (24"), 71236 (36"), 71206 (48"), 81206 (25'). May Also Use 3/8" C.P.E.
 ♣ Cut From S.A.E. 5/8" I.D. Hose: 71351 (36").
 □ Cut From 1/2" I.D. Suction Hose: 71296 (36"), 81354 (10').
 ✦ Cut From 5/8" I.D. Suction Hose: 71207 (42"), 81355 (10').
 ✧ Cut From 3/4" I.D. Suction Hose: 71297 (36"), 81356 (10').
 ☆ See Page A14 For Pump or Gear Identification.

Ⓜ Two Required.
 Ⓝ Three Required.
 Ⓞ Four Required.
 ⤷ Cut To Fit.
 Ⓢ Replaces Both Upper and Lower Hose.
 ▲ 252660 Adaptor Required For Some Models.
 ♣ See Page A6 For Installation Procedure.

Power Steering Hose for Light Trucks

Application	Assembly Number	Multi-Use Hose	End Fitting	Application	Assembly Number	Multi-Use Hose	End Fitting	
GMC - Continued				GMC - Continued				SYSTEM PUMP & GEAR IDENT.
P SERIES VAN - Continued				P SERIES VAN - Continued				
1991 - Continued				1990 - Continued				SYSTEM & COMPONENT IDENT.
V-8 7.4 L ENG. - Continued				V-8 6.2 L DIESEL ENG. - Continued				
Pressure - Pump To Hydroboost; Hydroboost System; W/Brake Warning System; Exc. Motor Home.....	71256			Pressure - Pump To Hydroboost; W/Brake Warning System.....	70411			
Pressure - Pump To Hydroboost; Hydroboost System; W/O Brake Warning System; Exc. Motor Home.....	71249			Pressure - Pump To Hydroboost; W/O Brake Warning System.....	80150		*14"	
Return; Conventional System; P30.....		*		Return - Gear To Pump.....			*33"	
Return - Gear To Pump; Hydroboost System.....		*8"		Return - Hydroboost To Pump; Motor Home.....			*33"	
Return - Hydroboost To Pump; Hydroboost System.....		*33"		V-8 7.4 L ENG.				
1990				Pressure; Conventional System; P30.....				71096
4-CYL. 3.9 L DIESEL ENG.				Pressure - Hydroboost To Gear; Hydroboost System; W/Front I-Beam Suspension.....				91537
Pressure - Hydroboost To Gear; W/Front I-Beam Suspension.....	91537			Pressure - Hydroboost To Gear; Hydroboost System; W/O Front I-Beam Suspension.....	91470			
Pressure - Hydroboost To Gear; W/O Front I-Beam Suspension.....	91470			Pressure - Pump To Hydroboost; Hydroboost System; Exc. Motor Home.....	71249			
Return - Gear To Pump.....		*		Pressure - Pump To Hydroboost; Hydroboost System; Motor Home.....	80058			
Return - Hydroboost To Pump.....		*		Return; Conventional System; P30.....		*		
V-6 4.3 L ENG.				Return - Gear To Pump; Hydroboost System.....				*8"
Pressure; Conventional System.....	91729			Return - Hydroboost To Pump; Hydroboost System.....			*33"	
Pressure - Hydroboost To Gear; Hydroboost System; W/Front I-Beam Suspension.....	91537			1989				
Pressure - Hydroboost To Gear; Hydroboost System; W/O Front I-Beam Suspension.....	91470			4-CYL. 3.9 L DIESEL ENG.				
Pressure - Pump To Hydroboost; Hydroboost System; W/Brake Warning System.....	71256			Pressure - Hydroboost To Gear; W/Front I-Beam Suspension.....	91537			
Pressure - Pump To Hydroboost; Hydroboost System; W/O Brake Warning System.....	71250			Pressure - Hydroboost To Gear; W/O Front I-Beam Suspension.....	91470			
Return; Conventional System.....		*		Return - Gear To Pump.....		*		
Return - Gear To Pump; Hydroboost System.....		*20"		Return - Hydroboost To Pump.....		*		
Return - Hydroboost To Pump; Hydroboost System.....		*34"		6-CYL. 4.8 L ENG.				
V-8 5.7 L ENG.				Pressure; Conventional System.....				71099
Pressure; Conventional System.....	71248			Pressure - Hydroboost To Gear; Hydroboost System; W/Front I-Beam Suspension.....	91537			
Pressure - Hydroboost To Gear; Hydroboost System; W/Front I-Beam Suspension.....	91537			Pressure - Hydroboost To Gear; Hydroboost System; W/O Front I-Beam Suspension.....	91470			
Pressure - Hydroboost To Gear; Hydroboost System; W/O Front I-Beam Suspension.....	91470			Pressure - Pump To Hydroboost; Hydroboost System; W/Brake Warning System.....	71078			
Pressure - Pump To Hydroboost; Hydroboost System; W/Brake Warning System.....	71256			Pressure - Pump To Hydroboost; Hydroboost System; W/O Brake Warning System.....	71147			
Pressure - Pump To Hydroboost; Hydroboost System; W/O Brake Warning System.....	71250			Return; Conventional System.....		*		
Return; Conventional System.....		*		Return - Gear To Pump; Hydroboost System.....		*10"		
Return - Gear To Pump; Hydroboost System.....		*14"		Return - Hydroboost To Pump; Hydroboost System.....		*30"		
Return - Hydroboost To Pump; Hydroboost System.....		*33"		V-8 5.7 L ENG.				
V-8 6.2 L DIESEL ENG.				Pressure; Conventional System.....				71248
Pressure - Hydroboost To Gear; W/Front I-Beam Suspension.....	91537			Pressure - Hydroboost To Gear; Hydroboost System; W/Front I-Beam Suspension.....	91537			
Pressure - Hydroboost To Gear; W/O Front I-Beam Suspension.....	91470			Pressure - Hydroboost To Gear; Hydroboost System; W/O Front I-Beam Suspension.....	91470			
				Pressure - Pump To Hydroboost; Hydroboost System; W/Brake Warning System.....				71256

- * Cut From C.P.E. 3/8" I.D. Hose: 71350 (48"), 81352 (25').
- † Cut From S.A.E. 11/32" I.D. Hose: 80062 (12"), 80063 (24"), 80064 (36"), 81353 (25').
- ★ Cut From S.A.E. 3/8" I.D. Hose: 71224 (24"), 71236 (36"), 71206 (48"), 81206 (25'). May Also Use 3/8" C.P.E.
- ♣ Cut From S.A.E. 5/8" I.D. Hose: 71351 (36").
- Cut From 1/2" I.D. Suction Hose: 71296 (36"), 81354 (10').
- ♣ Cut From 5/8" I.D. Suction Hose: 71207 (42"), 81355 (10').
- ✱ Cut From 3/4" I.D. Suction Hose: 71297 (36"), 81356 (10').
- ☆ See Page A14 For Pump or Gear Identification.

- Ⓜ Two Required.
- Ⓝ Three Required.
- Ⓞ Four Required.
- ≧ Cut To Fit.
- ⊗ Replaces Both Upper and Lower Hose.
- ▲ 252660 Adaptor Required For Some Models.
- ♣ See Page A6 For Installation Procedure.

SYSTEM PUMP & GEAR IDENT.

SYSTEM & COMPONENT IDENT.

PASS. CARS

LIGHT TRUCKS

MEDIUM/HEAVY TRUCKS

BUSES

HOSE NUMERICAL

REPAIR KITS

KIT NUMERICAL

ILLUSTRATIONS

Power Steering Hose for Light Trucks

	Application	Assembly Number	Multi-Use Hose	End Fitting	Application	Assembly Number	Multi-Use Hose	End Fitting
SYSTEM PUMP & GEAR IDENT.	GMC - Continued				GMC - Continued			
	P SERIES VAN - Continued				P SERIES VAN - Continued			
	1989 - Continued				1988-1986 - Continued			
	V-8 5.7 L ENG. - Continued				6-CYL. 4.8 L ENG. - Continued			
SYSTEM & COMPONENT IDENT.	Pressure - Pump To Hydroboost; Hydroboost System; W/O Brake Warning System.....	71250			Pressure - Pump To Hydroboost; Hydroboost System; W/O Brake Warning System.....	71147		
	Return; Conventional System.....		*		Return; Conventional System.....		*	
	Return - Gear To Pump; Hydroboost System.....		*15"		Return - Gear To Pump; Hydroboost System.....		*10"	
	Return - Hydroboost To Pump; Hydroboost System.....		*34"		Return - Hydroboost To Pump; Hydroboost System.....		*30"	
PASS. CARS	V-8 6.2 L DIESEL ENG.				V-8 5.7 L ENG.			
	Pressure - Hydroboost To Gear; W/Front I-Beam Suspension.....	91537			Pressure; Conventional System.....	71248		
	Pressure - Hydroboost To Gear; W/O Front I-Beam Suspension.....	91470			Pressure - Hydroboost To Gear; Hydroboost System; W/Front I-Beam Suspension.....	91537		
	Pressure - Pump To Hydroboost; Motor Home.....	70411			Pressure - Hydroboost To Gear; Hydroboost System; W/O Front I-Beam Suspension.....	91470		
	Pressure - Pump To Hydroboost; W/Brake Warning System; Exc. Motor Home.....	70411			Pressure - Pump To Hydroboost; Hydroboost System; W/Brake Warning System.....	71256		
LIGHT TRUCKS	Pressure - Pump To Hydroboost; W/O Brake Warning System; Exc. Motor Home.....	80150			Pressure - Pump To Hydroboost; Hydroboost System; W/O Brake Warning System.....	71250		
	Reservoir.....		*		Return; Conventional System.....		*	
	Return - Gear To Pump; Exc. Motor Home.....		*15"		Return - Gear To Pump; Hydroboost System.....		*15"	
	Return - Gear To Pump; Motor Home... Motor Home.....		*34"		Return - Hydroboost To Pump; Hydroboost System.....		*34"	
	Return - Hydroboost To Pump; Motor Home.....		*		V-8 6.2 L DIESEL ENG.			
MEDIUM/HEAVY TRUCKS	V-8 7.4 L ENG.				V-8 6.2 L DIESEL ENG.			
	Pressure; Conventional System; P30.....	71096			Pressure - Hydroboost To Gear; W/Front I-Beam Suspension.....	91537		
	Pressure - Hydroboost To Gear; Hydroboost System; W/Front I-Beam Suspension.....	91537			Pressure - Hydroboost To Gear; W/O Front I-Beam Suspension.....	91470		
BUSES	Pressure - Hydroboost To Gear; Hydroboost System; W/O Front I-Beam Suspension.....	91470			Pressure - Pump To Hydroboost; Motor Home.....	70411		
	Pressure - Pump To Hydroboost; Hydroboost System; Exc. Motor Home..	71249			Pressure - Pump To Hydroboost; W/Brake Warning System; Exc. Motor Home.....	70411		
	Pressure - Pump To Hydroboost; Hydroboost System; Motor Home.....	71095			Pressure - Pump To Hydroboost; W/O Brake Warning System; Exc. Motor Home.....	80150		
	Reservoir; Hydroboost System.....		*		Reservoir.....		*	
	Return; Conventional System; P30.....		*		Return - Gear To Pump; Exc. Motor Home.....		*15"	
	Return - Gear To Pump; Hydroboost System; Exc. Motor Home.....		*11"		Return - Gear To Pump; Motor Home... Motor Home.....		*	
	Return - Gear To Pump; Hydroboost System; Motor Home.....		*		Return - Hydroboost To Pump; Exc. Motor Home.....		*34"	
	Return - Hydroboost To Pump; Hydroboost System; Exc. Motor Home.....		*33"		Return - Hydroboost To Pump; Motor Home.....		*	
	Return - Hydroboost To Pump; Hydroboost System; Motor Home.....		*		V-8 7.4 L ENG.			
REPAIR KITS	1988-1986				V-8 7.4 L ENG.			
	6-CYL. 4.8 L ENG.				Pressure; Conventional System; P30.....			
	Pressure; Conventional System.....	71099			Pressure - Hydroboost To Gear; Hydroboost System; W/Front I-Beam Suspension.....	91537		
	Pressure - Hydroboost To Gear; Hydroboost System; W/Front I-Beam Suspension.....	91537			Pressure - Hydroboost To Gear; Hydroboost System; W/O Front I-Beam Suspension.....	91470		
	Pressure - Hydroboost To Gear; Hydroboost System; W/O Front I-Beam Suspension.....	91470			Pressure - Pump To Hydroboost; Hydroboost System; Exc. Motor Home..	71249		
KIT NUMERICAL	Pressure - Pump To Hydroboost; Hydroboost System; W/Brake Warning System.....	71078			Pressure - Pump To Hydroboost; Hydroboost System; Motor Home.....	71095		
					Reservoir; Hydroboost System.....		*	
					Return; Conventional System; P30.....		*	
					Return - Gear To Pump; Hydroboost System; Exc. Motor Home.....		*11"	

<p>ILLUSTRATIONS</p> <p>* Cut From C.P.E. 3/8" I.D. Hose: 71350 (48"), 81352 (25').</p> <p>† Cut From S.A.E. 11/32" I.D. Hose: 80062 (12"), 80063 (24"), 80064 (36"), 81353 (25').</p> <p>★ Cut From S.A.E. 3/8" I.D. Hose: 71224 (24"), 71236 (36"), 71206 (48"), 81206 (25'). May Also Use 3/8" C.P.E.</p> <p>♣ Cut From S.A.E. 5/8" I.D. Hose: 71351 (36').</p> <p>□ Cut From 1/2" I.D. Suction Hose: 71296 (36"), 81354 (10').</p> <p>♣ Cut From 5/8" I.D. Suction Hose: 71207 (42"), 81355 (10').</p> <p>✱ Cut From 3/4" I.D. Suction Hose: 71297 (36"), 81356 (10').</p> <p>☆ See Page A14 For Pump or Gear Identification.</p>	<p>Ⓜ Two Required.</p> <p>Ⓝ Three Required.</p> <p>Ⓞ Four Required.</p> <p>⊖ Cut To Fit.</p> <p>⊗ Replaces Both Upper and Lower Hose.</p> <p>▲ 252660 Adaptor Required For Some Models.</p> <p>♣ See Page A6 For Installation Procedure.</p>
--	--

Power Steering Hose for Light Trucks

Application	Assembly Number	Multi-Use Hose	End Fitting	Application	Assembly Number	Multi-Use Hose	End Fitting
GMC - Continued				GMC - Continued			
P SERIES VAN - Continued				P SERIES VAN - Continued			
1988-1986 - Continued				1985 - Continued			
V-8 7.4 L ENG. - Continued				V-8 7.4 L ENG.			
Return - Gear To Pump; Hydroboost System; Motor Home.....		*		Pressure; Conventional System; P30.....	71096		
Return - Hydroboost To Pump; Hydroboost System; Exc. Motor Home.....		*33"		Pressure - Hydroboost To Gear; Hydroboost System; W/Front I-Beam Suspension.....	91537		
Return - Hydroboost To Pump; Hydroboost System; Motor Home.....		*		Pressure - Hydroboost To Gear; Hydroboost System; W/O Front I-Beam Suspension.....	91470		
1985				Pressure - Pump To Hydroboost; Hydroboost System; Exc. Motor Home..			
6-CYL. 4.8 L ENG.				Pressure - Pump To Hydroboost; Hydroboost System; Motor Home.....			
Pressure; Conventional System.....	71099			Reservoir; Hydroboost System.....		*	
Pressure - Hydroboost To Gear; Hydroboost System.....	91470			Return; Conventional System; P30.....		*	
Pressure - Pump To Hydroboost; Hydroboost System; W/Brake Warning System.....	71078			Return - Gear To Pump; Hydroboost System; Exc. Motor Home.....		*11"	
Pressure - Pump To Hydroboost; Hydroboost System; W/O Brake Warning System.....	71147			Return - Gear To Pump; Hydroboost System; Motor Home.....		*	
Return; Conventional System.....		*		Return - Hydroboost To Pump; Hydroboost System; Exc. Motor Home.....		*29"	
Return - Gear To Pump; Hydroboost System.....		*10"		Return - Hydroboost To Pump; Hydroboost System; Motor Home.....		*	
Return - Hydroboost To Pump; Hydroboost System.....		*30"		1984-1983			
V-8 5.7 L ENG.				6-CYL. 4.8 L ENG.			
Pressure; Conventional System.....	71248			Pressure; Conventional System.....	71099		
Pressure - Hydroboost To Gear; Hydroboost System.....	91470			Pressure - Hydroboost To Gear; Hydroboost System.....	91470		
Pressure - Pump To Hydroboost; Hydroboost System; W/Brake Warning System.....	71256			Pressure - Pump To Hydroboost; Hydroboost System; W/Brake Warning System.....	71078		
Pressure - Pump To Hydroboost; Hydroboost System; W/O Brake Warning System.....	71250			Pressure - Pump To Hydroboost; Hydroboost System; W/O Brake Warning System.....	71147		
Return; Conventional System.....		*		Return; Conventional System.....		*	
Return - Gear To Pump; Hydroboost System.....		*15"		Return - Gear To Pump; Hydroboost System.....		*	
Return - Hydroboost To Pump; Hydroboost System.....		*34"		Return - Hydroboost To Pump; Hydroboost System.....		*	
V-8 6.2 L DIESEL ENG.				V-8 5.7 L ENG.			
Pressure - Hydroboost To Gear; Exc. Motor Home.....	91470			Pressure; Conventional System.....	71248		
Pressure - Hydroboost To Gear; W/Front I-Beam Suspension; Motor Home.....	91537			Pressure - Hydroboost To Gear; Hydroboost System.....	91470		
Pressure - Hydroboost To Gear; W/O Front I-Beam Suspension; Motor Home.....	91470			Pressure - Pump To Hydroboost; Hydroboost System; W/Brake Warning System.....	71256		
Pressure - Pump To Hydroboost; Motor Home.....	70411			Pressure - Pump To Hydroboost; Hydroboost System; W/O Brake Warning System.....	71250		
Pressure - Pump To Hydroboost; W/Brake Warning System; Exc. Motor Home.....	70411			Return; Conventional System.....		*	
Pressure - Pump To Hydroboost; W/O Brake Warning System; Exc. Motor Home.....	80150			Return - Gear To Pump; Hydroboost System.....		*14"	
Reservoir.....		*		Return - Hydroboost To Pump; Hydroboost System.....		*33"	
Return - Gear To Pump; Exc. Motor Home.....		*15"		V-8 6.2 L DIESEL ENG.			
Return - Gear To Pump; Motor Home... Return - Hydroboost To Pump; Exc. Motor Home.....		*34"		Pressure - Hydroboost To Gear; Exc. Motor Home.....	91470		
Return - Hydroboost To Pump; Motor Home.....		*		Pressure - Hydroboost To Gear; W/Front I-Beam Suspension; Motor Home.....	91537		
				Pressure - Hydroboost To Gear; W/O Front I-Beam Suspension; Motor Home.....	91470		
				Pressure - Pump To Hydroboost.....	70411		

SYSTEM PUMP & GEAR IDENT.

SYSTEM & COMPONENT IDENT.

PASS. CARS

LIGHT TRUCKS

MEDIUM/HEAVY TRUCKS

BUSES

HOSE NUMERICAL

REPAIR KITS

KIT NUMERICAL

ILLUSTRATIONS

* Cut From C.P.E. 3/8" I.D. Hose: 71350 (48"), 81352 (25').
 † Cut From S.A.E. 11/32" I.D. Hose: 80062 (12"), 80063 (24"), 80064 (36"), 81353 (25').
 ★ Cut From S.A.E. 3/8" I.D. Hose: 71224 (24"), 71236 (36"), 71206 (48"), 81206 (25'). May Also Use 3/8" C.P.E.
 ♣ Cut From S.A.E. 5/8" I.D. Hose: 71351 (36").
 □ Cut From 1/2" I.D. Suction Hose: 71296 (36"), 81354 (10').
 ♠ Cut From 5/8" I.D. Suction Hose: 71207 (42"), 81355 (10').
 * Cut From 3/4" I.D. Suction Hose: 71297 (36"), 81356 (10').
 ☆ See Page A14 For Pump or Gear Identification.

Ⓜ Two Required.
 Ⓝ Three Required.
 Ⓞ Four Required.
 ⚡ Cut To Fit.
 ⚙ Replaces Both Upper and Lower Hose.
 ▲ 252660 Adaptor Required For Some Models.
 ♣ See Page A6 For Installation Procedure.

Power Steering Hose for Light Trucks

	Application	Assembly Number	Multi-Use Hose	End Fitting	Application	Assembly Number	Multi-Use Hose	End Fitting
SYSTEM PUMP & GEAR IDENT.	GMC - Continued				GMC - Continued			
	P SERIES VAN - Continued				P SERIES VAN - Continued			
	1984-1983 - Continued				1982 - Continued			
	V-8 6.2 L DIESEL ENG. - Continued				V-8 7.4 L ENG. - Continued			
SYSTEM & COMPONENT IDENT.	Return - Gear To Pump; Exc. Motor Home			*14"	Pressure; Conventional System; P30.....	71096		
	Return - Gear To Pump; Motor Home			*	Pressure - Hydroboost To Gear; Hydroboost System	91470		
	Return - Hydroboost To Pump; Exc. Motor Home			*33"	Pressure - Pump To Hydroboost; Hydroboost System	71249		
	Return - Hydroboost To Pump; Motor Home			*	Return; Conventional System; P30; Motor Home		*	
PASS. CARS	V-8 7.4 L ENG.				1981-1980			
	Pressure; Conventional System; P30.....	71096			6-CYL. 4.8 L ENG.			
	Pressure - Hydroboost To Gear; Hydroboost System; Exc. Motor Home	91470			Pressure; Conventional System.....	71099		
	Pressure - Hydroboost To Gear; Hydroboost System; W/Front I-Beam Suspension; Motor Home	91537			Pressure - Hydroboost To Gear; Hydroboost System	91470		
	Pressure - Hydroboost To Gear; Hydroboost System; W/O Front I-Beam Suspension; Motor Home	91470			Pressure - Pump To Hydroboost; Hydroboost System	71147		
LIGHT TRUCKS	Pressure - Pump To Hydroboost; Hydroboost System; Exc. Motor Home ..	71249			Return; Conventional System		*12"	
	Pressure - Pump To Hydroboost; Hydroboost System; Motor Home.....	71095			Return - Gear To Pump; Hydroboost System.....		*	
	Return; Conventional System; P30			*	Return - Hydroboost To Pump; Hydroboost System		*	
	Return - Gear To Pump; Hydroboost System.....			*	V-8 5.7 L ENG.			
	Return - Hydroboost To Pump; Hydroboost System			*	Pressure; Conventional System; Exc. Motor Home	71087		
MEDIUM/HEAVY TRUCKS	1982				Pressure; Conventional System; Motor Home; W/10,000 Lb. Axle			
	6-CYL. 4.8 L ENG.				Pressure - Hydroboost To Gear; Hydroboost System			
	Pressure; Conventional System.....	71099			Pressure - Pump To Hydroboost; Hydroboost System	71147		
	Pressure - Hydroboost To Gear; Hydroboost System	91470			Return; Conventional System		*12"	
	Pressure - Pump To Hydroboost; Hydroboost System	71147			Return - Gear To Pump; Hydroboost System.....		*	
BUSES	Return; Conventional System			*12"	Return - Hydroboost To Pump; Hydroboost System		*	
	Return - Gear To Pump; Hydroboost System.....			*	Return - Hydroboost To Pump; Hydroboost System		*36"	
	Return - Hydroboost To Pump; Hydroboost System			*	Return; Conventional System; Motor Home		*	
	Return - Hydroboost To Pump; Hydroboost System			*	Return - Gear To Pump; Hydroboost System.....		*10"	
	Return - Hydroboost To Pump; Hydroboost System			*	Return - Hydroboost To Pump; Hydroboost System		*30"	
HOSE NUMERICAL	V-8 5.7 L ENG.				V-8 7.4 L ENG.			
	Pressure; Conventional System; Exc. Motor Home	71087			Pressure; Conventional System; Motor Home	71095		
	Pressure; Conventional System; Motor Home; W/10,000 Lb. Axle	71096			Pressure; Conventional System; P30.....	71096		
	Pressure - Hydroboost To Gear; Hydroboost System	91470			Pressure - Hydroboost To Gear; Hydroboost System	91470		
	Pressure - Pump To Hydroboost; Hydroboost System	71102			Pressure - Pump To Hydroboost; Hydroboost System	71249		
	Return; Conventional System; Exc. Motor Home			*36"	Return; Conventional System; P30; Motor Home		*	
	Return; Conventional System; Motor Home			*	Return; Conventional System; Exc. Motor Home		*	
REPAIR KITS	Return - Gear To Pump; Hydroboost System.....			*10"	1979			
	Return - Hydroboost To Pump; Hydroboost System			*30"	6-CYL. 292 ENG.			
	Return - Hydroboost To Pump; Hydroboost System				Pressure	70910		
	Return - Hydroboost To Pump; Hydroboost System				Return		*	
	Return - Hydroboost To Pump; Hydroboost System				V-8 350 ENG.			
	Return - Hydroboost To Pump; Hydroboost System				Pressure; Conventional System; Exc. Motor Home	70911		
	Return - Hydroboost To Pump; Hydroboost System				Pressure; Conventional System; Motor Home; W/10,000 Lb. Axle	70912		
	Return - Hydroboost To Pump; Hydroboost System				Pressure - Hydroboost To Gear; Hydroboost System	91581		
	Return - Hydroboost To Pump; Hydroboost System				Pressure - Pump To Hydroboost; Hydroboost System	70911		*
	Return - Hydroboost To Pump; Hydroboost System				Return; Conventional System		*	
KIT NUMERICAL	V-8 6.2 L DIESEL ENG.				V-8 7.4 L ENG.			
	Pressure - Hydroboost To Gear.....	91470			Pressure; Conventional System; Motor Home.....	71095		
	Return - Gear To Pump.....			*14"	Pressure; Conventional System; P30.....	71096		
	Return - Hydroboost To Pump			*33"	Pressure - Hydroboost To Gear; Hydroboost System	91470		
	Return - Hydroboost To Pump				Pressure - Pump To Hydroboost; Hydroboost System	71249		
	Return - Hydroboost To Pump				Return; Conventional System; P30; Motor Home		*	
	Return - Hydroboost To Pump				Return; Conventional System		*	
ILLUSTRATIONS	* Cut From C.P.E. 3/8" I.D. Hose: 71350 (48"), 81352 (25).				② Two Required.			
	† Cut From S.A.E. 11/32" I.D. Hose: 80062 (12"), 80063 (24"), 80064 (36"), 81353 (25).				③ Three Required.			
	★ Cut From S.A.E. 3/8" I.D. Hose: 71224 (24"), 71236 (36"), 71206 (48"), 81206 (25). May Also Use 3/8" C.P.E.				④ Four Required.			
	♣ Cut From S.A.E. 5/8" I.D. Hose: 71351 (36").				⊖ Cut To Fit.			
	□ Cut From 1/2" I.D. Suction Hose: 71296 (36"), 81354 (10').				⊙ Replaces Both Upper and Lower Hose.			
	⊕ Cut From 5/8" I.D. Suction Hose: 71207 (42"), 81355 (10').				▲ 252660 Adaptor Required For Some Models.			
	✱ Cut From 3/4" I.D. Suction Hose: 71297 (36"), 81356 (10').				♣ See Page A6 For Installation Procedure.			
	☆ See Page A14 For Pump or Gear Identification.							

Power Steering Hose for Light Trucks

Application	Assembly Number	Multi-Use Hose	End Fitting	Application	Assembly Number	Multi-Use Hose	End Fitting		
GMC - Continued				GMC - Continued				SYSTEM PUMP & GEAR IDENT.	
P SERIES VAN - Continued				P SERIES VAN - Continued					SYSTEM & COMPONENT IDENT.
1979 - Continued				1975 - Continued					
V-8 350 ENG. - Continued				6-CYL. 292 ENG. - Continued					
Return - Gear To Tee; Hydroboost System.....		★19"	39135	Pressure - Pump To Hydroboost; Hydroboost System	71308				
Return - Hydroboost To Tee; Hydroboost System	★70551	★36"		Return; Conventional System		★			
Return - Tee To Pump; Hydroboost System.....		★3"		V-8 350 ENG.					
V-8 454 ENG.				Pressure; Exc. Motor Home	70911				
Pressure; Exc. Motor Home	70911			Pressure; Motor Home; W/10,000 Lb. Axle.....	70912				
Pressure; Motor Home.....	70933			Return		★			
Return		★		V-8 454 ENG.					
1978				Pressure; Exc. Motor Home	70911				
6-CYL. 292 ENG.				Pressure; Motor Home.....	70933				
Pressure	70910			Return		★			
Return		★		V-8 455 ENG.					
V-8 350 ENG.				Pressure	70911				
Pressure; Exc. Motor Home	70911			Return		★			
Pressure; Motor Home; W/10,000 Lb. Axle.....	70912			1974					
Return		★		6-CYL. 250 ENG.; 6-CYL. 292 ENG.					
V-8 454 ENG.				Pressure	70910				
Pressure; Motor Home.....	70933			Return		★			
Return		★		V-8 350 ENG.					
1977				Pressure; Exc. Motor Home	70911				
6-CYL. 292 ENG.				Pressure; Motor Home; W/10,000 Lb. Axle.....	70912				
Pressure	70910			Return		★			
Return		★		V-8 454 ENG.					
V-8 350 ENG.				Pressure; Exc. Motor Home	70911				
Pressure; Exc. Motor Home	70911			Pressure; Motor Home.....	70933				
Pressure; Motor Home; W/10,000 Lb. Axle.....	70912			Return		★			
Return		★		1973					
V-8 454 ENG.				6-CYL. 250 ENG.; 6-CYL. 292 ENG.					
Pressure; Exc. Motor Home	70911			Pressure	70910				
Pressure; Motor Home.....	70933			Return		★			
Return		★		V-8 307 ENG.; V-8 455 ENG.					
1976				Pressure	70911				
6-CYL. 292 ENG.				Return		★			
Pressure	70910			V-8 350 ENG.					
Return		★		Pressure; Exc. Motor Home	70911				
V-8 350 ENG.				Pressure; Motor Home; W/10,000 Lb. Axle.....	70912				
Pressure; Exc. Motor Home	70911			Return		★			
Pressure; Motor Home; W/10,000 Lb. Axle.....	70912			V-8 454 ENG.					
Return		★		Pressure; Exc. Motor Home	70911				
V-8 454 ENG.				Pressure; Motor Home.....	70933				
Pressure; Exc. Motor Home	70911			Return		★			
Pressure; Motor Home.....	70933			1972					
Return		★		V-8 307 ENG.; V-8 402 ENG.					
V-8 455 ENG.				Pressure; P20; P30.....	70917				
Pressure	70911			Return		★			
Return		★		V-8 350 ENG.					
1975				Pressure; Motor Home; W/10,000 Lb. Axle.....	70912				
6-CYL. 292 ENG.				Pressure; P20; P30.....	70917				
Pressure; Conventional System.....	70910			Return		★			

- * Cut From C.P.E. 3/8" I.D. Hose: 71350 (48"), 81352 (25').
- † Cut From S.A.E. 11/32" I.D. Hose: 80062 (12"), 80063 (24"), 80064 (36"), 81353 (25').
- ★ Cut From S.A.E. 3/8" I.D. Hose: 71224 (24"), 71236 (36"), 71206 (48"), 81206 (25'). May Also Use 3/8" C.P.E.
- ♣ Cut From S.A.E. 5/8" I.D. Hose: 71351 (36").
- Cut From 1/2" I.D. Suction Hose: 71296 (36"), 81354 (10').
- ♣ Cut From 5/8" I.D. Suction Hose: 71207 (42"), 81355 (10').
- ★ Cut From 3/4" I.D. Suction Hose: 71297 (36"), 81356 (10').
- ☆ See Page A14 For Pump or Gear Identification.

- Ⓜ Two Required.
- Ⓝ Three Required.
- Ⓞ Four Required.
- ≠ Cut To Fit.
- ⊗ Replaces Both Upper and Lower Hose.
- ▲ 252660 Adaptor Required For Some Models.
- ♣ See Page A6 For Installation Procedure.

ILLUSTRATIONS

Power Steering Hose for Light Trucks

	Application	Assembly Number	Multi-Use Hose	End Fitting	Application	Assembly Number	Multi-Use Hose	End Fitting
SYSTEM PUMP & GEAR IDENT.	GMC - Continued				GMC - Continued			
	P SERIES VAN - Continued				R & V SERIES PICKUP - Continued			
	1971				1989 - Continued			
	V-8 307 ENG.; V-8 350 ENG.; V-8 402 ENG.				V-8 7.4 L ENG.			
	Pressure; P20; P30.....	70917			Pressure; Conventional System;			
SYSTEM & COMPONENT IDENT.	Return.....		★		W/Cooler.....	71402		
	1970				Pressure; Conventional System; W/O			
	V-8 307 ENG.; V-8 350 ENG.				Cooler.....	71148		
	Pressure; P20; P30.....	70917			Pressure - Hydroboost To Gear; Hydro-			
	Return.....		★		boost System.....	71093		
	R & V SERIES PICKUP				Pressure - Pump To Hydroboost; Hy-			
	1991-1990				droboost System.....	91469		
PASS. CARS	V-8 5.7 L ENG.				Reservoir.....		☼	
	Pressure; Conventional System.....	71402			Return; Conventional System; W/O			
	Pressure - Hydroboost To Gear; Hydro-	71093			Cooler.....		★18"	
	boost System.....				Return - Gear To Pump; Hydroboost			★12"
	Pressure - Pump To Hydroboost; Hy-	91466			System.....			★32"
	droboost System.....				Return - Hydroboost To Pump; Hydro-			
LIGHT TRUCKS	Return; Conventional System.....		★18"		boost System.....			
	Return - Gear To Pump; Hydroboost		★12"					
	System.....		★32"		1988			
	Return - Hydroboost To Pump; Hydro-				6-CYL. 4.8 L ENG.			
	boost System.....				Pressure; Conventional System.....	71094		
					Pressure - Hydroboost To Gear; Hydro-			
	V-8 6.2 L DIESEL ENG.				boost System.....	71093		
	Pressure - Hydroboost To Gear; 1 Ton.	71093			Pressure - Pump To Hydroboost; Hy-			
	Pressure - Hydroboost To Gear; 1/2	71772			droboost System.....	91467		
	Ton; 3/4 Ton.....	91866			Return; Conventional System.....		★14"	
MEDIUM/HEAVY TRUCKS	Pressure - Pump To Hydroboost.....				Return - Gear To Pump; Hydroboost			★14"
	Return - Gear To Pump.....		★12"		System.....			★32"
	Return - Hydroboost To Pump.....		★32"		Return - Hydroboost To Pump; Hydro-			
					boost System.....			
	V-8 7.4 L ENG.				V-8 5.7 L ENG.			
	Pressure; Conventional System;				Pressure; Conventional System; Op-			
	W/Cooler.....	71402			tional Hose.....	71402		
	Pressure; Conventional System; W/O				Pressure; Conventional System; Pre-			
BUSES	Cooler.....	71148			ferred Hose.....	71088		
	Pressure - Hydroboost To Gear; Hydro-	71093			Pressure - Hydroboost To Gear; Hydro-			
	boost System.....				boost System.....	71093		
	Pressure - Pump To Hydroboost; Hy-	91469			Pressure - Pump To Hydroboost; Hy-			
	droboost System.....				droboost System.....	91466		
	Return; Conventional System; W/O				Return; Conventional System.....		★12"	
	Cooler.....		★18"		Return - Gear To Pump; Hydroboost			★14"
	Return - Gear To Pump; Hydroboost		★12"		System.....			★32"
	System.....		★32"		Return - Hydroboost To Pump; Hydro-			
	Return - Hydroboost To Pump; Hydro-				boost System.....			
	boost System.....				V-8 6.2 L DIESEL ENG.			
					Pressure - Hydroboost To Gear.....	71093		
	1989				Pressure - Pump To Hydroboost.....	91866		
	V-8 5.7 L ENG.				Reservoir.....		☼	
	Pressure; Conventional System.....	71402			Return - Gear To Pump.....		★14"	
	Pressure - Hydroboost To Gear; Hydro-	71093			Return - Hydroboost To Pump.....		★32"	
	boost System.....				V-8 7.4 L ENG.			
	Pressure - Pump To Hydroboost; Hy-	91466			Pressure; Conventional System.....	71148		
	droboost System.....				Pressure - Hydroboost To Gear; Hydro-			
	Return; Conventional System.....		★18"		boost System.....	71093		
	Return - Gear To Pump; Hydroboost		★12"		Pressure - Pump To Hydroboost; Hy-			
	System.....		★32"		droboost System.....	91469		
	Return - Hydroboost To Pump; Hydro-				Reservoir.....		☼	
	boost System.....				Return; Conventional System.....		★13"	
					Return - Gear To Pump; Hydroboost			★14"
	V-8 6.2 L DIESEL ENG.				System.....			★32"
	Pressure - Hydroboost To Gear.....	71093			Return - Hydroboost To Pump; Hydro-			
	Pressure - Pump To Hydroboost.....	91866			boost System.....			
	Return - Gear To Pump.....		★12"					
	Return - Hydroboost To Pump.....		★32"					

- * Cut From C.P.E. 3/8" I.D. Hose: 71350 (48"), 81352 (25').
- † Cut From S.A.E. 11/32" I.D. Hose: 80062 (12"), 80063 (24"), 80064 (36"), 81353 (25').
- ★ Cut From S.A.E. 3/8" I.D. Hose: 71224 (24"), 71236 (36"), 71206 (48"), 81206 (25'). May Also Use 3/8" C.P.E.
- ♣ Cut From S.A.E. 5/8" I.D. Hose: 71351 (36").
- Cut From 1/2" I.D. Suction Hose: 71296 (36"), 81354 (10').
- ◇ Cut From 5/8" I.D. Suction Hose: 71207 (42"), 81355 (10').
- ☼ Cut From 3/4" I.D. Suction Hose: 71297 (36"), 81356 (10').
- ☆ See Page A14 For Pump or Gear Identification.

- ② Two Required.
- ③ Three Required.
- ④ Four Required.
- ≠ Cut To Fit.
- ☼ Replaces Both Upper and Lower Hose.
- ▲ 252660 Adaptor Required For Some Models.
- ♣ See Page A6 For Installation Procedure.

Power Steering Hose for Light Trucks

Application	Assembly Number	Multi-Use Hose	End Fitting	Application	Assembly Number	Multi-Use Hose	End Fitting				
GMC - Continued				GMC - Continued				SYSTEM PUMP & GEAR IDENT.			
R & V SERIES PICKUP - Continued				S SERIES PICKUP - Continued					SYSTEM & COMPONENT IDENT.		
1987				1990-1988 - Continued						PASS. CARS	
6-CYL. 4.8 L ENG.				V-6 2.8 L ENG. - Continued							LIGHT TRUCKS
Pressure; Conventional System.....	71094			Return; W/O Cooler		*17"	39108				
Pressure - Hydroboost To Gear; Hydroboost System	71093			Return - Cooler To Pump		*20"					
Pressure - Pump To Hydroboost; Hydroboost System	91467			Return - Gear To Cooler		*20"					
Return; Conventional System		*14"		V-6 4.3 L ENG.							
Return - Gear To Pump; Hydroboost System.....		*24"		Pressure	71404						
Return - Hydroboost To Pump; Hydroboost System		*32"		Return; W/O Cooler		*18"	39108				
				Return - Cooler To Pump		*36"					
				Return - Gear To Cooler		*30"	39108				
V-6 4.3 L ENG.				1987				MEDIUM/HEAVY TRUCKS			
Pressure	71088		*18"	4-CYL. 2.5 L ENG.							
Return				Pressure	70414						
V-8 5.0 L ENG.				Reservoir		✦					
Pressure; Optional Hose.....	71402			Return		*17"					
Pressure; Preferred Hose	71088			V-6 2.8 L ENG.							
Return		*12"		Pressure	70421						
V-8 5.7 L ENG.				Return; W/O Cooler		*16"	39108				
Pressure; Conventional System; Optional Hose	71402			Return - Cooler To Pump		*20"					
Pressure; Conventional System; Preferred Hose	71088			Return - Gear To Cooler		*20"	39108				
Pressure - Hydroboost To Gear; Hydroboost System	71093			1986							
Pressure - Pump To Hydroboost; Hydroboost System	91466			4-CYL. 2.5 L ENG.							
Return; Conventional System		*12"		Pressure	71222						
Return - Gear To Pump; Hydroboost System.....		*24"		Reservoir		✦					
Return - Hydroboost To Pump; Hydroboost System		*32"		Return		*17"					
V-8 6.2 L DIESEL ENG.				V-6 2.8 L ENG.				BUSES			
Pressure - Hydroboost To Gear.....	71093			Pressure	80122		*18"				
Pressure - Pump To Hydroboost.....	91866			Return							
Reservoir		✦		1985							
Return - Gear To Pump.....		*24"		4-CYL. 1.9 L ENG.							
Return - Hydroboost To Pump		*32"		Pressure	71195						
				Return		*					
V-8 7.4 L ENG.				4-CYL. 2.2 L DIESEL ENG.							
Pressure; Conventional System.....	71148			Pressure	71251						
Pressure - Hydroboost To Gear; Hydroboost System	71093			Reservoir		✦					
Pressure - Pump To Hydroboost; Hydroboost System	91469			Return - Cooler To Reservoir		*					
Reservoir; Conventional System.....		✦		Return - Gear To Cooler		*					
Reservoir; Hydroboost System		✦		4-CYL. 2.5 L ENG.							
Return; Conventional System		*13"		Pressure	71222						
Return - Gear To Pump; Hydroboost System.....		*24"		Reservoir		✦					
Return - Hydroboost To Pump; Hydroboost System		*32"		Return		*17"					
S SERIES PICKUP				V-6 2.8 L ENG.				HOSE NUMERICAL			
1990-1988				Pressure							
4-CYL. 2.5 L ENG.				Return							
Pressure	70414			1984							
Reservoir		✦		4-CYL. 1.9 L ENG.							
Return - Cooler To Pump		*20"		Pressure; W/A.C.....	71195						
Return - Gear To Cooler		*19"		Pressure; W/O A.C.	80140						
V-6 2.8 L ENG.				Return; W/A.C.		*14"					
Pressure	70421			Return; W/O A.C.		*15"					
				4-CYL. 2.0 L ENG.							
				Pressure	71203						
				Return		*13"					
				4-CYL. 2.2 L DIESEL ENG.							
				Pressure	71251						
				Reservoir		✦					
				Return		*					

- * Cut From C.P.E. 3/8" I.D. Hose: 71350 (48"), 81352 (25').
- † Cut From S.A.E. 11/32" I.D. Hose: 80062 (12"), 80063 (24"), 80064 (36"), 81353 (25').
- ★ Cut From S.A.E. 3/8" I.D. Hose: 71224 (24"), 71236 (36"), 71206 (48"), 81206 (25'). May Also Use 3/8" C.P.E.
- ✦ Cut From S.A.E. 5/8" I.D. Hose: 71351 (36").
- Cut From 1/2" I.D. Suction Hose: 71296 (36"), 81354 (10').
- ✧ Cut From 5/8" I.D. Suction Hose: 71207 (42"), 81355 (10').
- ✧ Cut From 3/4" I.D. Suction Hose: 71297 (36"), 81356 (10').
- ☆ See Page A14 For Pump or Gear Identification.

- Ⓜ Two Required.
- Ⓝ Three Required.
- Ⓞ Four Required.
- ✧ Cut To Fit.
- ✧ Replaces Both Upper and Lower Hose.
- ▲ 252660 Adaptor Required For Some Models.
- ✦ See Page A6 For Installation Procedure.

ILLUSTRATIONS

Power Steering Hose for Light Trucks

	Application	Assembly Number	Multi-Use Hose	End Fitting	Application	Assembly Number	Multi-Use Hose	End Fitting
SYSTEM PUMP & GEAR IDENT.	GMC - Continued				GMC - Continued			
SYSTEM & COMPONENT IDENT.	S SERIES PICKUP - Continued				SAFARI - Continued			
PASS. CARS	1984 - Continued				1994-1992 - Continued			
	V-6 2.8 L ENG.				V-6 4.3 L ENG. - Continued			
	Pressure	80122			Return; Conventional System; W/O Cooler			*11"
	Return		*20"		Return; Hydroboost System; W/O Cooler			*14"
LIGHT TRUCKS	1983				Return - Cooler To Pump; Hydroboost System			
	4-CYL. 1.9 L ENG.				Return - Cooler To Reservoir; Conventional System			
	Pressure; W/A.C.	71195			Return - Gear To Cooler; Conventional System			*22"
	Pressure; W/O A.C.	80140			Return - Gear To Cooler; Hydroboost System			*11"
	Return; W/A.C.		*14"		Return - Hydroboost To Reservoir; Hydroboost System			*24"
	Return; W/O A.C.		*15"					*26"
MEDIUM/HEAVY TRUCKS	4-CYL. 2.0 L ENG.				1991			
	Pressure	71203			V-6 4.3 L ENG.			
	Return		*13"		Pressure; Conventional System	71771		
BUSES	V-6 2.8 L ENG.				Pressure - Hydroboost To Gear; Hydroboost System			
	Pressure	80122			Pressure - Pump To Hydroboost; Hydroboost System	91706		
	Return		*20"		Reservoir; Conventional System			♣31"
HOSE NUMERICAL	SAFARI				Reservoir; Hydroboost System			
	1995				Return; Conventional System; W/O Cooler			
	V-6 4.3 L ENG.				Return; Hydroboost System; W/O Cooler			
	Pressure; Conventional System	71771			Return - Cooler To Pump; Hydroboost System			*14"
	Pressure - Hydroboost To Gear; Hydroboost System	80056			Return - Cooler To Reservoir; Conventional System			*22"
	Pressure - Pump To Hydroboost; Hydroboost System	91819			Return - Gear To Cooler; Conventional System			*11"
	Reservoir; Conventional System		♣31"		Return - Gear To Cooler; Hydroboost System			*24"
	Reservoir; Hydroboost System		♣28"		Return - Hydroboost To Reservoir; Hydroboost System			*26"
REPAIR KITS	Return; Conventional System; W/O Cooler				1990			
	Return; Hydroboost System; W/O Cooler		*11"		4-CYL. 2.5 L ENG.			
	Return - Cooler To Pump; Hydroboost System		*14"		Pressure	70439		
	Return - Cooler To Reservoir; Conventional System		*48"		Return; W/O Cooler			*11"
	Return - Gear To Cooler; Conventional System		*22"		Return - Cooler To Pump			*18"
	Return - Gear To Cooler; Hydroboost System		*11"		Return - Gear To Cooler			*10"
	Return - Gear To Cooler; Hydroboost System		*24"		V-6 4.3 L ENG.			
	Return - Hydroboost To Reservoir; Hydroboost System		*26"		Pressure; Conventional System	71771		
KIT NUMERICAL	1994-1992				Pressure - Hydroboost To Gear; Hydroboost System			
	V-6 4.3 L ENG.				Pressure - Pump To Hydroboost; Hydroboost System			
	Pressure; Conventional System	71771			Reservoir; Conventional System	91706		
	Pressure - Hydroboost To Gear; Hydroboost System	71779			Reservoir; Hydroboost System			♣31"
	Pressure - Pump To Hydroboost; Hydroboost System	91706			Return; Conventional System; W/O Cooler			*11"
	Reservoir; Conventional System		♣31"		Return; Hydroboost System; W/O Cooler			*14"
	Reservoir; Hydroboost System		♣31"		Return - Cooler To Pump; Hydroboost System			*48"
ILLUSTRATIONS	* Cut From C.P.E. 3/8" I.D. Hose: 71350 (48"), 81352 (25').				Return - Cooler To Reservoir; Conventional System			
	† Cut From S.A.E. 11/32" I.D. Hose: 80062 (12"), 80063 (24"), 80064 (36"), 81353 (25').				Return - Gear To Cooler; Conventional System			
	★ Cut From S.A.E. 3/8" I.D. Hose: 71224 (24"), 71236 (36"), 71206 (48"), 81206 (25'). May Also Use 3/8" C.P.E.				Return - Hydroboost To Reservoir; Hydroboost System			
	♣ Cut From S.A.E. 5/8" I.D. Hose: 71351 (36').				Return - Gear To Cooler; Conventional System			
	□ Cut From 1/2" I.D. Suction Hose: 71296 (36"), 81354 (10').				Return - Hydroboost To Reservoir; Hydroboost System			
	♣ Cut From 5/8" I.D. Suction Hose: 71207 (42"), 81355 (10').				Return - Gear To Cooler; Conventional System			
	* Cut From 3/4" I.D. Suction Hose: 71297 (36"), 81356 (10').				Return - Gear To Cooler; Conventional System			
	☆ See Page A14 For Pump or Gear Identification.				Return - Gear To Cooler; Conventional System			

- ② Two Required.
- ③ Three Required.
- ④ Four Required.
- ♣ Cut To Fit.
- ♣ Replaces Both Upper and Lower Hose.
- ▲ 252660 Adaptor Required For Some Models.
- ♣ See Page A6 For Installation Procedure.

Power Steering Hose for Light Trucks

Application	Assembly Number	Multi-Use Hose	End Fitting	Application	Assembly Number	Multi-Use Hose	End Fitting	
GMC - Continued				GMC - Continued				SYSTEM PUMP & GEAR IDENT.
SAFARI - Continued				SONOMA - Continued				
1990 - Continued				1993-1991 - Continued				SYSTEM & COMPONENT IDENT.
V-6 4.3 L ENG. - Continued				4-CYL. 2.5 L ENG. - Continued				
Return - Gear To Cooler; Hydroboost System.....		*24"		Reservoir		✱		
Return - Hydroboost To Reservoir; Hydroboost System		*26"		Return - Cooler To Reservoir		*20"	39108	
1989-1987				Return - From Gear		*19"		
4-CYL. 2.5 L ENG.				Return - Gear To Cooler				
Pressure	70439			V-6 2.8 L ENG.	70421			
Return; W/O Cooler		*11"		Pressure		*17"	39108	
Return - Cooler To Pump		*18"		Return; W/O Cooler		*20"	39108	
Return - Gear To Cooler		*10"		Return - From Gear				
V-6 4.3 L ENG.				Return - Gear To Cooler		*20"		
Pressure	70413			V-6 4.3 L ENG.	71404			
Return		*11"		Pressure		*18"	39108	
1986				Return; W/O Cooler		*36"	39108	
4-CYL. 2.5 L ENG.				Return - Cooler To Pump		*30"	39108	
Pressure	71274			Return - Gear To Cooler				
Reservoir		✱8"		SPRINT				
Return		*17"		1977				
V-6 4.3 L ENG.				6-CYL. 250 ENG.				LIGHT TRUCKS
Pressure	70408			Pressure; W/A.P.	80133			
Return		*10"		Pressure; W/O A.P.	80132			
1985				Return	✱70518	*16"	39859	
4-CYL. 2.5 L ENG.				V-8 305 ENG.; V-8 350 ENG.				MEDIUM/HEAVY TRUCKS
Pressure	71274			Pressure	80116			
Reservoir		✱8"		Return	✱70518	*20"	39135	
Return		*17"		1976				
V-6 4.3 L ENG.				6-CYL. 250 ENG.				BUSES
Pressure	80129			Pressure; W/A.P.	80133			
Return		*10"		Pressure; W/O A.P.	80132			
SONOMA				Return		*		
1995				V-8 305 ENG.; V-8 350 ENG.; V-8 400 ENG.				HOSE NUMERICAL
4-CYL. 2.2 L ENG.				Pressure	80123			
Pressure	80053			Return	✱70518	*24"	39135	
Return - Cooler To Reservoir		*23"		1975				
Return - Gear To Cooler	80194			6-CYL. 250 ENG.				
V-6 4.3 L ENG.				Pressure	▲71058			
Pressure	71404			Return	✱70629	*22"	39859	
Return; W/O Cooler		*18"	39108	V-8 350 ENG.; V-8 400 ENG.				
Return - Cooler To Reservoir		*37"		Pressure	80123			
Return - Gear To Cooler		*30"	39108	Return	✱70518	*24"	39135	
1994				V-8 454 ENG.				REPAIR KITS
4-CYL. 2.2 L ENG.				Pressure	70263			
Pressure	80053			Return	✱70518	*24"	39135	
Return - Cooler To Pump		*23"		1974				
Return - Gear To Cooler		*16"	39108	V-8 350 ENG.; V-8 400 ENG.				
V-6 4.3 L ENG.				Pressure	80123			
Pressure	71404			Return	✱70518	*24"	39135	
Return; W/O Cooler		*18"	39108	V-8 454 ENG.				
Return - Cooler To Pump		*37"		Pressure	70263			
Return - Gear To Cooler		*30"	39108	Return	✱70518	*24"	39135	
1993-1991				1973				KIT NUMERICAL
4-CYL. 2.5 L ENG.				V-8 307 ENG.				
Pressure	70414			Pressure	70260			
				Return	✱70518	*24"	39135	

* Cut From C.P.E. 3/8" I.D. Hose: 71350 (48"), 81352 (25").
 † Cut From S.A.E. 1 1/32" I.D. Hose: 80062 (12"), 80063 (24"), 80064 (36"), 81353 (25").
 ★ Cut From S.A.E. 3/8" I.D. Hose: 71224 (24"), 71236 (36"), 71206 (48"), 81206 (25"). May Also Use 3/8" C.P.E.
 ✱ Cut From S.A.E. 5/8" I.D. Hose: 71351 (36").
 □ Cut From 1/2" I.D. Suction Hose: 71296 (36"), 81354 (10').
 ✱ Cut From 5/8" I.D. Suction Hose: 71207 (42"), 81355 (10').
 ✱ Cut From 3/4" I.D. Suction Hose: 71297 (36"), 81356 (10').
 ☆ See Page A14 For Pump or Gear Identification.

② Two Required.
 ③ Three Required.
 ④ Four Required.
 ✱ Cut To Fit.
 ✱ Replaces Both Upper and Lower Hose.
 ▲ 252660 Adaptor Required For Some Models.
 ✱ See Page A6 For Installation Procedure.

ILLUSTRATIONS

Power Steering Hose for Light Trucks

	Application	Assembly Number	Multi-Use Hose	End Fitting	Application	Assembly Number	Multi-Use Hose	End Fitting
SYSTEM PUMP & GEAR IDENT.	GMC - Continued				GMC - Continued			
	SPRINT - Continued				SUBURBAN - Continued			
	1973 - Continued				1994			
	V-8 350 ENG.				V-8 5.7 L ENG.			
SYSTEM & COMPONENT IDENT.	Pressure	80123			Pressure; Conventional System.....	71668		
	Return	✕70518	★24"	39135	Pressure - Hydroboost To Gear; Hydroboost System	91730		
	V-8 454 ENG.				Pressure - Pump To Hydroboost; Hydroboost System			
	Pressure	70263			Return; W/O Cooler	91651		
	Return	✕70518	★24"	39135	Return - Cooler To Pump; W/Finned Cooler.....	✕71417		★42"
	1972				Return - Hydroboost To Pump; Hydroboost System			
PASS. CARS	6-CYL. 250 ENG.				V-8 6.5 L DIESEL ENG.			
	Pressure	▲71058			Pressure - Hydroboost To Gear	91730		
	Return	✕70629	★22"	39859	Pressure - Pump To Hydroboost.....	91651		★42"
	V-8 307 ENG.				Return - Cooler To Pump.....			
	Pressure	70260			Return - Hydroboost To Pump.....	91818		
	Return	✕70518	★24"	39135	V-8 7.4 L ENG.			
	V-8 350 ENG.				Pressure; Conventional System.....			
	Pressure	80123			Pressure - Hydroboost To Gear; Hydroboost System	71094		
	Return	✕70518	★24"	39135	Pressure - Pump To Hydroboost; Hydroboost System	91730		
LIGHT TRUCKS	V-8 402 ENG.; V-8 454 ENG.				Pressure - Pump To Hydroboost; Hydroboost System			
	Pressure	70263			Return - Cooler To Pump; W/Finned Cooler.....	91651		★42"
	Return	✕70518	★24"	39135	Return - Hydroboost To Pump; Hydroboost System	91818		
	1971				1993-1992			
	6-CYL. 250 ENG.				V-8 5.7 L ENG.			
	Pressure	▲71058			Pressure; Conventional System.....	71668		
	Return	✕70551	★22"	39135	Pressure - Hydroboost To Gear; Hydroboost System	91730		
MEDIUM/HEAVY TRUCKS	V-8 307 ENG.; V-8 350 ENG.				Pressure - Pump To Hydroboost; Hydroboost System			
	Pressure	70263			Return; W/O Cooler	91651		
	Return	✕70518	★28"	39135	Return - Cooler To Pump; W/Finned Cooler.....	✕71417		★42"
	1995				Return - Hydroboost To Pump; Hydroboost System			
	SUBURBAN				V-8 7.4 L ENG.			
	1995				Pressure; Conventional System.....			
	V-8 5.7 L ENG.				Pressure - Hydroboost To Gear; Hydroboost System			
	Pressure; Conventional System.....	71668			Pressure - Pump To Hydroboost; Hydroboost System	71094		
	Pressure - Hydroboost To Gear; Hydroboost System	91814			Pressure - Hydroboost To Gear; Hydroboost System	91730		
	Pressure - Pump To Hydroboost; Hydroboost System	91815			Pressure - Pump To Hydroboost; Hydroboost System	91651		
HOSE NUMERICAL	Return; W/O Cooler	✕71417			Return; W/O Cooler	✕71417		
	Return - Cooler To Pump; W/Finned Cooler.....		★42"		Return - Cooler To Pump; W/Finned Cooler.....		★42"	
	Return - Hydroboost To Pump; Hydroboost System	91816			Return - Hydroboost To Pump; Hydroboost System	91818		
	V-8 6.5 L DIESEL ENG.				V-8 7.4 L ENG.			
	Pressure - Hydroboost To Gear.....	91814			Pressure; Conventional System.....	71094		
	Pressure - Pump To Hydroboost.....	91813			Pressure - Hydroboost To Gear; Hydroboost System	71093		
	Return - Cooler To Pump.....		★42"		Pressure - Pump To Hydroboost; Hydroboost System	91466		
	Return - Hydroboost To Pump.....	91816			Return; Conventional System		★18"	
REPAIR KITS	V-8 7.4 L ENG.				1991-1990			
	Pressure; Conventional System.....	71094			V-8 5.7 L ENG.			
	Pressure - Hydroboost To Gear; Hydroboost System	91814			Pressure; Conventional System.....	71402		
	Pressure - Pump To Hydroboost; Hydroboost System	91813			Pressure - Hydroboost To Gear; Hydroboost System	71093		
	Return - Cooler To Pump; W/Finned Cooler.....		★42"		Pressure - Pump To Hydroboost; Hydroboost System	91466		
	Return - Hydroboost To Pump; Hydroboost System	91816			Return; Conventional System		★18"	
	1995				Return - Gear To Pump; Hydroboost System.....			
	SUBURBAN				Return - Hydroboost To Pump; Hydroboost System			
	1995				Return - Hydroboost To Pump; Hydroboost System			
	V-8 5.7 L ENG.				V-8 5.7 L ENG.			
	Pressure; Conventional System.....	71402			Pressure; Conventional System.....	71402		
	Pressure - Hydroboost To Gear; Hydroboost System	71093			Pressure - Hydroboost To Gear; Hydroboost System	71093		
	Pressure - Pump To Hydroboost; Hydroboost System	91466			Pressure - Pump To Hydroboost; Hydroboost System	91466		
	Return; Conventional System		★18"		Return; Conventional System		★18"	
	Return - Gear To Pump; Hydroboost System.....		★12"		Return - Gear To Pump; Hydroboost System.....		★12"	
	Return - Hydroboost To Pump; Hydroboost System		★32"		Return - Hydroboost To Pump; Hydroboost System		★32"	

* Cut From C.P.E. 3/8" I.D. Hose: 71350 (48"), 81352 (25").
 † Cut From S.A.E. 1 1/32" I.D. Hose: 80062 (12"), 80063 (24"), 80064 (36"), 81353 (25").
 ★ Cut From S.A.E. 3/8" I.D. Hose: 71224 (24"), 71236 (36"), 71206 (48"), 81206 (25"). May Also Use 3/8" C.P.E.
 ✕ Cut From S.A.E. 5/8" I.D. Hose: 71351 (36").
 □ Cut From 1/2" I.D. Suction Hose: 71296 (36"), 81354 (10').
 ✦ Cut From 5/8" I.D. Suction Hose: 71207 (42"), 81355 (10').
 ✧ Cut From 3/4" I.D. Suction Hose: 71297 (36"), 81356 (10').
 ☆ See Page A14 For Pump or Gear Identification.

② Two Required.
 ③ Three Required.
 ④ Four Required.
 ✕ Cut To Fit.
 ✧ Replaces Both Upper and Lower Hose.
 ▲ 252660 Adaptor Required For Some Models.
 ✦ See Page A6 For Installation Procedure.

Power Steering Hose for Light Trucks

Application	Assembly Number	Multi-Use Hose	End Fitting	Application	Assembly Number	Multi-Use Hose	End Fitting	
GMC - Continued				GMC - Continued				SYSTEM PUMP & GEAR IDENT.
SUBURBAN - Continued				SUBURBAN - Continued				
1991-1990 - Continued				1988 - Continued				SYSTEM & COMPONENT IDENT.
V-8 6.2 L DIESEL ENG.				V-8 5.7 L ENG. - Continued				
Pressure - Hydroboost To Gear.....	71772			Pressure - Pump To Hydroboost; Hydroboost System	91466			
Pressure - Pump To Hydroboost.....	91697			Return; Conventional System		*12"		
Return - Gear To Pump.....		*12"		Return - Gear To Pump; Hydroboost System.....		*14"		
Return - Hydroboost To Pump		*32"		Return - Hydroboost To Pump; Hydroboost System		*32"		
V-8 7.4 L ENG.				V-8 6.2 L DIESEL ENG.				PASS. CARS
Pressure; Conventional System; W/Cooler.....	71402			Pressure - Hydroboost To Gear	71093			
Pressure; Conventional System; W/O Cooler	71148			Pressure - Pump To Hydroboost.....	91468			
Pressure - Hydroboost To Gear; Hydroboost System	71093			Reservoir		☼		
Pressure - Pump To Hydroboost; Hydroboost System	91469			Return - Gear To Pump.....		*14"		
Return; Conventional System; W/O Cooler		*18"		Return - Hydroboost To Pump		*32"		
Return - Gear To Pump; Hydroboost System.....		*12"		V-8 7.4 L ENG.				
Return - Hydroboost To Pump; Hydroboost System		*32"		Pressure; Conventional System.....	71148			
1989				Pressure - Hydroboost To Gear; Hydroboost System				LIGHT TRUCKS
V-8 5.7 L ENG.				Pressure - Pump To Hydroboost; Hydroboost System				
Pressure; Conventional System.....	71402			Return; Conventional System	71093			
Pressure - Hydroboost To Gear; Hydroboost System	71093			Return - Gear To Pump; Hydroboost System.....		*13"		
Pressure - Pump To Hydroboost; Hydroboost System	91466			Return - Hydroboost To Pump; Hydroboost System		*14"		
Return; Conventional System		*18"		Return - Hydroboost To Pump; Hydroboost System		*32"		
Return - Gear To Pump; Hydroboost System.....		*12"		1987-1985				
Return - Hydroboost To Pump; Hydroboost System		*32"		V-8 5.0 L ENG.				
V-8 6.2 L DIESEL ENG.				Pressure; Conventional System; Optional Hose				MEDIUM/HEAVY TRUCKS
Pressure - Hydroboost To Gear.....	71093			Pressure; Conventional System; Preferred Hose	71088			
Pressure - Pump To Hydroboost.....	91697			Pressure - Hydroboost To Gear; Hydroboost System	71093			
Return - Gear To Pump.....		*12"		Return; Conventional System		*12"		
Return - Hydroboost To Pump		*32"		Return - Gear To Pump; Hydroboost System.....		*24"		
V-8 7.4 L ENG.				Return - Hydroboost To Pump; Hydroboost System				BUSES
Pressure; Conventional System; W/Cooler.....	71402			V-8 5.7 L ENG.				
Pressure; Conventional System; W/O Cooler	71148			Pressure; Conventional System; Optional Hose	71402			
Pressure - Hydroboost To Gear; Hydroboost System	71093			Pressure; Conventional System; Preferred Hose	71088			
Pressure - Pump To Hydroboost; Hydroboost System	91469			Pressure - Hydroboost To Gear; Hydroboost System	71093			
Reservoir; Conventional System.....		☼		Return; Conventional System		*12"		
Return; Conventional System; W/O Cooler		*18"		Return - Gear To Pump; Hydroboost System.....		*24"		
Return - Gear To Pump; Hydroboost System.....		*12"		Return - Hydroboost To Pump; Hydroboost System		*32"		
Return - Hydroboost To Pump; Hydroboost System		*32"		V-8 6.2 L DIESEL ENG.				HOSE NUMERICAL
1988				Pressure - Hydroboost To Gear.....				
V-8 5.7 L ENG.				Pressure - Pump To Hydroboost.....				
Pressure; Conventional System; Optional Hose	71402			Reservoir	71093			
Pressure; Conventional System; Preferred Hose	71088			Return - Gear To Pump.....	91468			
Pressure - Hydroboost To Gear; Hydroboost System	71093			Return - Hydroboost To Pump		☼		
1988				Return - Hydroboost To Pump; Hydroboost System				REPAIR KITS
V-8 5.7 L ENG.				Return - Hydroboost To Pump; Hydroboost System				
Pressure; Conventional System; Optional Hose	71402			V-8 7.4 L ENG.				
Pressure; Conventional System; Preferred Hose	71088			Pressure; Conventional System.....				
Pressure - Hydroboost To Gear; Hydroboost System	71093			71148				

- * Cut From C.P.E. 3/8" I.D. Hose: 71350 (48"), 81352 (25').
- † Cut From S.A.E. 11/32" I.D. Hose: 80062 (12"), 80063 (24"), 80064 (36"), 81353 (25').
- ★ Cut From S.A.E. 3/8" I.D. Hose: 71224 (24"), 71236 (36"), 71206 (48"), 81206 (25'). May Also Use 3/8" C.P.E.
- ♣ Cut From S.A.E. 5/8" I.D. Hose: 71351 (36").
- Cut From 1/2" I.D. Suction Hose: 71296 (36"), 81354 (10').
- ♣ Cut From 5/8" I.D. Suction Hose: 71207 (42"), 81355 (10').
- * Cut From 3/4" I.D. Suction Hose: 71297 (36"), 81356 (10').
- ☆ See Page A14 For Pump or Gear Identification.

- Ⓜ Two Required.
- Ⓝ Three Required.
- Ⓞ Four Required.
- ≠ Cut To Fit.
- ☼ Replaces Both Upper and Lower Hose.
- ▲ 252660 Adaptor Required For Some Models.
- ♣ See Page A6 For Installation Procedure.

ILLUSTRATIONS

Power Steering Hose for Light Trucks

	Application	Assembly Number	Multi-Use Hose	End Fitting	Application	Assembly Number	Multi-Use Hose	End Fitting
SYSTEM PUMP & GEAR IDENT.	GMC - Continued				GMC - Continued			
	SUBURBAN - Continued				SUBURBAN - Continued			
	1987-1985 - Continued				1981 - Continued			
	V-8 7.4 L ENG. - Continued				V-8 5.0 L ENG. - Continued			
SYSTEM & COMPONENT IDENT.	Pressure - Hydroboost To Gear; Hydroboost System	71093			Pressure; Conventional System; Preferred Hose	71088		
	Pressure - Pump To Hydroboost; Hydroboost System	91469			Pressure - Hydroboost To Gear; Hydroboost System	71093		
	Reservoir; Conventional System		☼		Return; Conventional System		*24"	39106
	Reservoir; Hydroboost System		☼		Return - Gear To Pump; Hydroboost System		*24"	
	Return; Conventional System		*13"		Return - Hydroboost To Pump; Hydroboost System		*32"	
	Return - Gear To Pump; Hydroboost System		*24"					
PASS. CARS	Return - Hydroboost To Pump; Hydroboost System		*32"		V-8 5.7 L ENG.			
					Pressure; Conventional System; Optional Hose	71402		
	1984-1982				Pressure; Conventional System; Preferred Hose	71088		
	V-8 5.0 L ENG.				Pressure - Hydroboost To Gear; Hydroboost System	71093		
	Pressure; Conventional System; Optional Hose	71402			Pressure - Pump To Hydroboost; Hydroboost System	91466		
	Pressure; Conventional System; Preferred Hose	71088			Return; Conventional System		*24"	39106
LIGHT TRUCKS	Pressure - Hydroboost To Gear; Hydroboost System	71093			Return - Gear To Pump; Hydroboost System		*24"	
	Return; Conventional System		*20"		Return - Hydroboost To Pump; Hydroboost System		*32"	
	Return - Gear To Pump; Hydroboost System		*24"		V-8 7.4 L ENG.			
	Return - Hydroboost To Pump; Hydroboost System		*32"		Pressure; Conventional System	71148		
					Pressure - Hydroboost To Gear; Hydroboost System	71093		
MEDIUM/HEAVY TRUCKS	V-8 5.7 L ENG.				Pressure - Pump To Hydroboost; Hydroboost System	91469		
	Pressure; Conventional System; Optional Hose	71402			Reservoir; Hydroboost System		☼	
	Pressure; Conventional System; Preferred Hose	71088			Return; Conventional System		*24"	39106
	Pressure - Hydroboost To Gear; Hydroboost System	71093			Return - Gear To Pump; Hydroboost System		*24"	
	Pressure - Pump To Hydroboost; Hydroboost System	91466			Return - Hydroboost To Pump; Hydroboost System		*32"	
	Return; Conventional System		*20"		1980			
	Return - Gear To Pump; Hydroboost System		*24"		V-8 5.7 L ENG.			
	Return - Hydroboost To Pump; Hydroboost System		*32"		Pressure; Conventional System; Optional Hose	71402		
BUSES	V-8 6.2 L DIESEL ENG.				Pressure; Conventional System; Preferred Hose	71088		
	Pressure - Hydroboost To Gear	71093			Pressure - Hydroboost To Gear; Hydroboost System	71093		
	Pressure - Pump To Hydroboost	91468			Pressure - Pump To Hydroboost; Hydroboost System	91466		
	Reservoir		☼		Return; Conventional System		*24"	39106
	Return - Gear To Pump		*24"		Return - Gear To Pump; Hydroboost System		*24"	
	Return - Hydroboost To Pump		*32"		Return - Hydroboost To Pump; Hydroboost System		*32"	
					V-8 6.6 L ENG.			
	V-8 7.4 L ENG.				Pressure; Conventional System; Optional Hose	71402		
	Pressure; Conventional System	71148			Pressure; Conventional System; Preferred Hose	71088		
	Pressure - Hydroboost To Gear; Hydroboost System	71093			Pressure - Hydroboost To Gear; Hydroboost System	71093		
	Pressure - Pump To Hydroboost; Hydroboost System	91469			Pressure - Pump To Hydroboost; Hydroboost System	91466		
	Reservoir; Hydroboost System		☼		Return; Conventional System		*24"	39106
	Return; Conventional System		*13"		Return - Gear To Pump; Hydroboost System		*24"	
	Return - Gear To Pump; Hydroboost System		*24"		Return - Hydroboost To Pump; Hydroboost System		*32"	
	Return - Hydroboost To Pump; Hydroboost System		*32"		V-8 6.6 L ENG.			
HOSE NUMERICAL	V-8 6.2 L DIESEL ENG.				Pressure; Conventional System; Optional Hose	71402		
	Pressure - Hydroboost To Gear	71093			Pressure; Conventional System; Preferred Hose	71088		
	Pressure - Pump To Hydroboost	91468			Pressure - Hydroboost To Gear; Hydroboost System	71093		
	Reservoir		☼		Pressure - Pump To Hydroboost; Hydroboost System	91466		
	Return - Gear To Pump		*24"		Return; Conventional System		*24"	39106
	Return - Hydroboost To Pump		*32"		Return - Gear To Pump; Hydroboost System		*24"	
					Return - Hydroboost To Pump; Hydroboost System		*32"	
	V-8 7.4 L ENG.				Pressure; Conventional System; Optional Hose	71402		
	Pressure; Conventional System	71148			Pressure; Conventional System; Preferred Hose	71088		
	Pressure - Hydroboost To Gear; Hydroboost System	71093			Pressure - Hydroboost To Gear; Hydroboost System	71093		
	Pressure - Pump To Hydroboost; Hydroboost System	91469			Pressure - Pump To Hydroboost; Hydroboost System	91466		
	Reservoir; Hydroboost System		☼		Return; Conventional System		*24"	39106
	Return; Conventional System		*13"		Return - Gear To Pump; Hydroboost System		*24"	
	Return - Gear To Pump; Hydroboost System		*24"		Return - Hydroboost To Pump; Hydroboost System		*32"	
	Return - Hydroboost To Pump; Hydroboost System		*32"		V-8 6.6 L ENG.			
REPAIR KITS	V-8 7.4 L ENG.				Pressure; Conventional System; Optional Hose	71402		
	Pressure; Conventional System	71148			Pressure; Conventional System; Preferred Hose	71088		
	Pressure - Hydroboost To Gear; Hydroboost System	71093			Pressure - Hydroboost To Gear; Hydroboost System	71093		
	Pressure - Pump To Hydroboost; Hydroboost System	91469			Pressure - Pump To Hydroboost; Hydroboost System	91466		
	Reservoir; Hydroboost System		☼		Return; Conventional System		*24"	39106
	Return; Conventional System		*13"		Return - Gear To Pump; Hydroboost System		*24"	
	Return - Gear To Pump; Hydroboost System		*24"		Return - Hydroboost To Pump; Hydroboost System		*32"	
	Return - Hydroboost To Pump; Hydroboost System		*32"		V-8 6.6 L ENG.			
					Pressure; Conventional System; Optional Hose	71402		
	1981				Pressure; Conventional System; Preferred Hose	71088		
	V-8 5.0 L ENG.				Pressure - Hydroboost To Gear; Hydroboost System	71093		
	Pressure; Conventional System; Optional Hose	71402			Pressure - Pump To Hydroboost; Hydroboost System	91466		
					Return; Conventional System		*24"	39106
					Return - Gear To Pump; Hydroboost System		*24"	
					Return - Hydroboost To Pump; Hydroboost System		*32"	
ILLUSTRATIONS					Return - Hydroboost To Pump; Hydroboost System		*32"	

- * Cut From C.P.E. 3/8" I.D. Hose: 71350 (48"), 81352 (25').
- † Cut From S.A.E. 11/32" I.D. Hose: 80062 (12"), 80063 (24"), 80064 (36"), 81353 (25').
- ★ Cut From S.A.E. 3/8" I.D. Hose: 71224 (24"), 71236 (36"), 71206 (48"), 81206 (25'). May Also Use 3/8" C.P.E.
- ♣ Cut From S.A.E. 5/8" I.D. Hose: 71351 (36").
- Cut From 1/2" I.D. Suction Hose: 71296 (36"), 81354 (10').
- ♠ Cut From 5/8" I.D. Suction Hose: 71207 (42"), 81355 (10').
- ✱ Cut From 3/4" I.D. Suction Hose: 71297 (36"), 81356 (10').
- ☆ See Page A14 For Pump or Gear Identification.

- Ⓜ Two Required.
- Ⓝ Three Required.
- Ⓞ Four Required.
- ≍ Cut To Fit.
- ⊗ Replaces Both Upper and Lower Hose.
- ▲ 252660 Adaptor Required For Some Models.
- ♣ See Page A6 For Installation Procedure.

Power Steering Hose for Light Trucks

Application	Assembly Number	Multi-Use Hose	End Fitting	Application	Assembly Number	Multi-Use Hose	End Fitting
GMC - Continued				GMC - Continued			
SUBURBAN - Continued				SUBURBAN - Continued			
1980 - Continued				1978 - Continued			
V-8 7.4 L ENG.				6-CYL. 250 ENG.; 6-CYL. 292 ENG. - Continued			
Pressure; Conventional System.....	71148			Pressure - Hydroboost To Gear; Hydroboost System	70924		
Pressure - Hydroboost To Gear; Hydroboost System	71093			Pressure - Pump To Hydroboost; Hydroboost System	91571		
Pressure - Pump To Hydroboost; Hydroboost System	91469			Return; Conventional System; W/Calif. Emission System.....		★18"	
Reservoir; Hydroboost System		✳	39106	Return; Conventional System; W/O Calif. Emission System	✳70518	★22"	39859
Return; Conventional System		✳24"		Return - Gear To Pump; Hydroboost System.....		★34"	
Return - Gear To Pump; Hydroboost System.....		✳24"		Return - Hydroboost To Pump; Hydroboost System		★42"	
Return - Hydroboost To Pump; Hydroboost System		✳32"					
1979				V-8 305 ENG.; V-8 400 ENG.			
6-CYL. 250 ENG.; 6-CYL. 292 ENG.				Pressure; Conventional System.....			
Pressure; Conventional System.....	70910			Pressure - Hydroboost To Gear; Hydroboost System	70924		
Pressure - Hydroboost To Gear; Hydroboost System	70924			Return; Conventional System	✳70518	★22"	39135
Pressure - Pump To Hydroboost; Hydroboost System	91571			Return - Gear To Pump; Hydroboost System.....		★34"	
Return; Conventional System	✳70518	★22"	39859	Return - Hydroboost To Pump; Hydroboost System		★42"	
Return - Gear To Pump; Hydroboost System.....		★34"					
Return - Hydroboost To Pump; Hydroboost System		★42"		V-8 350 ENG.			
V-8 305 ENG.; V-8 400 ENG.				Pressure; Conventional System.....			
Pressure; Conventional System.....	80147			Pressure - Hydroboost To Gear; Hydroboost System	70924		
Pressure - Hydroboost To Gear; Hydroboost System	70924			Pressure - Pump To Hydroboost; Hydroboost System	91570		
Return; Conventional System	✳70518	★22"	39135	Return; Conventional System	✳70518	★22"	39135
Return - Gear To Pump; Hydroboost System.....		★34"		Return - Gear To Pump; Hydroboost System.....		★34"	
Return - Hydroboost To Pump; Hydroboost System		★42"		Return - Hydroboost To Pump; Hydroboost System		★42"	
V-8 350 ENG.				Pressure; Conventional System.....			
Pressure; Conventional System.....	80147			Pressure - Hydroboost To Gear; Hydroboost System	70924		
Pressure - Hydroboost To Gear; Hydroboost System	70924			Pressure - Pump To Hydroboost; Hydroboost System	91570		
Pressure - Pump To Hydroboost; Hydroboost System	91570			Return; Conventional System	✳70518	★22"	39135
Return; Conventional System	✳70518	★22"	39135	Return - Gear To Pump; Hydroboost System.....		★34"	
Return - Gear To Pump; Hydroboost System.....		★34"		Return - Hydroboost To Pump; Hydroboost System		★42"	
Return - Hydroboost To Pump; Hydroboost System		★42"					
V-8 454 ENG.				Pressure; Conventional System.....			
Pressure; Conventional System.....	71032			Pressure - Hydroboost To Gear; Hydroboost System	70924		
Pressure - Hydroboost To Gear; Hydroboost System	70924			Pressure - Pump To Hydroboost; Hydroboost System	91571		
Pressure - Pump To Hydroboost; Hydroboost System	91570			Return; Conventional System	✳70177	★9"	39135
Return; Conventional System	✳70518	★22"	39135	Return - Gear To Pump; Hydroboost System.....		★34"	
Return - Gear To Pump; Hydroboost System.....		★34"		Return - Hydroboost To Pump; Hydroboost System		★42"	
Return - Hydroboost To Pump; Hydroboost System		★42"					
V-8 454 ENG.				Pressure; Conventional System.....			
Pressure; Conventional System.....	71032			Pressure - Hydroboost To Gear; Hydroboost System	70924		
Pressure - Hydroboost To Gear; Hydroboost System	70924			Pressure - Pump To Hydroboost; Hydroboost System	91571		
Pressure - Pump To Hydroboost; Hydroboost System	91571			Return; Conventional System	✳70518	★22"	39859
Return; Conventional System	✳70177	★9"	39135	Return - Gear To Pump; Hydroboost System.....		★34"	
Return - Gear To Pump; Hydroboost System.....		★34"		Return - Hydroboost To Pump; Hydroboost System		★42"	
Return - Hydroboost To Pump; Hydroboost System		★42"					
1978				1977			
6-CYL. 250 ENG.; 6-CYL. 292 ENG.				6-CYL. 250 ENG.; 6-CYL. 292 ENG.			
Pressure; Conventional System;				Pressure; Conventional System.....	70910		
W/Calif. Emission System.....	70260			Pressure - Hydroboost To Gear; Hydroboost System	70924		
Pressure; Conventional System; W/O Calif. Emission System.....	70910			Pressure - Pump To Hydroboost; Hydroboost System	91571		
				Return; Conventional System	✳70518	★22"	39859
				Return - Gear To Pump; Hydroboost System.....		★34"	
				Return - Hydroboost To Pump; Hydroboost System		★42"	
				V-8 305 ENG.; V-8 400 ENG.			
				Pressure; Conventional System.....	70911		
				Pressure - Hydroboost To Gear; Hydroboost System	70924		
				Return; Conventional System	✳70518	★22"	39135
				Return - Gear To Pump; Hydroboost System.....		★34"	
				Return - Hydroboost To Pump; Hydroboost System		★42"	

✳ Cut From C.P.E. 3/8" I.D. Hose: 71350 (48"), 81352 (25").
 † Cut From S.A.E. 11/32" I.D. Hose: 80062 (12"), 80063 (24"), 80064 (36"), 81353 (25").
 ★ Cut From S.A.E. 3/8" I.D. Hose: 71224 (24"), 71236 (36"), 71206 (48"), 81206 (25"). May Also Use 3/8" C.P.E.
 ❖ Cut From S.A.E. 5/8" I.D. Hose: 71351 (36").
 □ Cut From 1/2" I.D. Suction Hose: 71296 (36"), 81354 (10').
 ❖ Cut From 5/8" I.D. Suction Hose: 71207 (42"), 81355 (10').
 ✳ Cut From 3/4" I.D. Suction Hose: 71297 (36"), 81356 (10').
 ☆ See Page A14 For Pump or Gear Identification.

② Two Required.
 ③ Three Required.
 ④ Four Required.
 ✳ Cut To Fit.
 ✳ Replaces Both Upper and Lower Hose.
 ▲ 252660 Adaptor Required For Some Models.
 ❖ See Page A6 For Installation Procedure.

SYSTEM PUMP & GEAR IDENT.

SYSTEM & COMPONENT IDENT.

PASS. CARS

LIGHT TRUCKS

MEDIUM/HEAVY TRUCKS

BUSES

HOSE NUMERICAL

REPAIR KITS

KIT NUMERICAL

ILLUSTRATIONS

Power Steering Hose for Light Trucks

	Application	Assembly Number	Multi-Use Hose	End Fitting	Application	Assembly Number	Multi-Use Hose	End Fitting
SYSTEM PUMP & GEAR IDENT.	GMC - Continued				GMC - Continued			
	SUBURBAN - Continued				SUBURBAN - Continued			
	1977 - Continued				1976-1975 - Continued			
	V-8 305 ENG.; V-8 400 ENG. - Continued				V-8 400 ENG. - Continued			
	Return - Hydroboost To Pump; Hydroboost System		★42"		Return - Gear To Cooler; Hydroboost System		★	
SYSTEM & COMPONENT IDENT.	V-8 350 ENG.				Return - Hydroboost To Tee; Hydroboost System			
	Pressure; Conventional System	70911			Return - Tee To Pump; Hydroboost System		★12"	
	Pressure - Hydroboost To Gear; Hydroboost System	70924			V-8 454 ENG.			
	Pressure - Pump To Hydroboost; Hydroboost System	91570			Pressure; Conventional System	70911		
PASS. CARS	Return; Conventional System	≠70518	★22"	39135	Pressure - Hydroboost To Gear; Hydroboost System	70924		
	Return - Gear To Pump; Hydroboost System		★34"		Pressure - Pump To Hydroboost; Hydroboost System	91571		
	Return - Hydroboost To Pump; Hydroboost System		★42"		Return; Conventional System	≠70551	★22"	39135
	V-8 454 ENG.				Return - Cooler To Tee; Hydroboost System			
	Pressure; Conventional System	71032			Return - Gear To Cooler; Hydroboost System		★	
	Pressure - Hydroboost To Gear; Hydroboost System	70924			Return - Gear To Cooler; Hydroboost System		★	
LIGHT TRUCKS	Pressure - Pump To Hydroboost; Hydroboost System	91571			Return - Hydroboost To Tee; Hydroboost System		★30"	
	Return; Conventional System	≠70177	★9"	39135	Return - Tee To Pump; Hydroboost System		★12"	
	Return - Gear To Pump; Hydroboost System		★34"		1974			
	Return - Hydroboost To Pump; Hydroboost System		★42"		6-CYL. 250 ENG.; 6-CYL. 292 ENG.			
	1976-1975				Pressure; Conventional System			
	6-CYL. 250 ENG.; 6-CYL. 292 ENG.				Pressure - Hydroboost To Gear; Hydroboost System			
	Pressure; Conventional System	70910			Pressure - Pump To Hydroboost; Hydroboost System	91569		
	Pressure - Hydroboost To Gear; Hydroboost System	70924			Return; Conventional System	≠70629	★22"	39859
	Pressure - Pump To Hydroboost; Hydroboost System	91571			Return - Cooler To Tee; Hydroboost System		★	
MEDIUM/HEAVY TRUCKS	Return; Conventional System	≠70629	★22"	39859	Return - Gear To Cooler; Hydroboost System		★	
	Return - Cooler To Tee; Hydroboost System		★		Return - Hydroboost To Tee; Hydroboost System		★	
BUSES	Return - Gear To Cooler; Hydroboost System		★		Return - Tee To Pump; Hydroboost System		★	
	Return - Hydroboost To Tee; Hydroboost System		★30"		V-8 350 ENG.; V-8 454 ENG.			
	Return - Tee To Pump; Hydroboost System		★12"		Pressure; Conventional System	70911		
	V-8 350 ENG.				Pressure - Hydroboost To Gear; Hydroboost System			
	Pressure; Conventional System	70911			Pressure - Pump To Hydroboost; Hydroboost System	91569		
	Pressure - Hydroboost To Gear; Hydroboost System	70924			Return; Conventional System	≠70551	★22"	39135
	Pressure - Pump To Hydroboost; Hydroboost System	91570			Return - Cooler To Tee; Hydroboost System		★	
HOSE NUMERICAL	Return; Conventional System	≠70551	★22"	39135	Return - Gear To Cooler; Hydroboost System		★	
	Return - Cooler To Tee; Hydroboost System		★		Return - Hydroboost To Tee; Hydroboost System		★	
	Return - Gear To Cooler; Hydroboost System		★		Return - Tee To Pump; Hydroboost System		★	
	Return - Hydroboost To Tee; Hydroboost System		★30"		1973			
	Return - Tee To Pump; Hydroboost System		★12"		6-CYL. 250 ENG.; 6-CYL. 292 ENG.			
REPAIR KITS	V-8 400 ENG.				Pressure; Conventional System			
	Pressure; Conventional System	70911			Pressure - Hydroboost To Gear; Hydroboost System	70924		
	Pressure - Hydroboost To Gear; Hydroboost System	70924			Pressure - Pump To Hydroboost; Hydroboost System	91569		
	Return; Conventional System	≠70551	★22"	39135	Return; Conventional System	≠70551	★22"	39135
	Return - Cooler To Tee; Hydroboost System		★		Return - Cooler To Tee; Hydroboost System		★	
	Return - Gear To Cooler; Hydroboost System		★		Return - Gear To Cooler; Hydroboost System		★	
	Return - Hydroboost To Tee; Hydroboost System		★30"		Return - Hydroboost To Tee; Hydroboost System		★	
	Return - Tee To Pump; Hydroboost System		★12"		Return - Tee To Pump; Hydroboost System		★	
KIT NUMERICAL	V-8 400 ENG.				Pressure; Conventional System			
	Pressure; Conventional System	70911			Pressure - Hydroboost To Gear; Hydroboost System	70924		
	Pressure - Hydroboost To Gear; Hydroboost System	70924			Pressure - Pump To Hydroboost; Hydroboost System	91569		
	Return; Conventional System	≠70551	★22"	39135	Return; Conventional System	≠70629	★22"	39859
	Return - Cooler To Tee; Hydroboost System		★					

ILLUSTRATIONS

* Cut From C.P.E. 3/8" I.D. Hose: 71350 (48"), 81352 (25').
 † Cut From S.A.E. 11/32" I.D. Hose: 80062 (12"), 80063 (24"), 80064 (36"), 81353 (25').
 ★ Cut From S.A.E. 3/8" I.D. Hose: 71224 (24"), 71236 (36"), 71206 (48"), 81206 (25'). May Also Use 3/8" C.P.E.
 ♣ Cut From S.A.E. 5/8" I.D. Hose: 71351 (36").
 □ Cut From 1/2" I.D. Suction Hose: 71296 (36"), 81354 (10').
 ✦ Cut From 5/8" I.D. Suction Hose: 71207 (42"), 81355 (10').
 ✧ Cut From 3/4" I.D. Suction Hose: 71297 (36"), 81356 (10').
 ☆ See Page A14 For Pump or Gear Identification.

② Two Required.
 ③ Three Required.
 ④ Four Required.
 ≠ Cut To Fit.
 ♣ Replaces Both Upper and Lower Hose.
 ▲ 252660 Adaptor Required For Some Models.
 ♣ See Page A6 For Installation Procedure.

Power Steering Hose for Light Trucks

Application	Assembly Number	Multi-Use Hose	End Fitting	Application	Assembly Number	Multi-Use Hose	End Fitting			
GMC - Continued				GMC - Continued				SYSTEM PUMP & GEAR IDENT.		
SUBURBAN - Continued				SUBURBAN - Continued					SYSTEM & COMPONENT IDENT.	
1973 - Continued				1968						PASS. CARS
6-CYL. 250 ENG.; 6-CYL. 292 ENG. - Continued				6-CYL. 250 ENG.; 6-CYL. 292 ENG.; V-6 305 ENG.; V-8 307 ENG.; V-8 327 ENG.; V-8 396 ENG.						
Return - Cooler To Tee; Hydroboost System.....		★		Pressure; W/Integral P.S.; W/Female Pressure Port.....	70917					
Return - Gear To Cooler; Hydroboost System.....		★		Pressure; W/Integral P.S.; W/Male Pressure Port.....	71065					
Return - Hydroboost To Tee; Hydroboost System.....		★		Return.....		★				
Return - Tee To Pump; Hydroboost System.....		★		1967						
V-8 307 ENG.				6-CYL. 250 ENG.; 6-CYL. 292 ENG.; V-6 305 ENG.						
Pressure.....	70911			Return.....		★				
Return.....	≠70551	★22"	39135	1966						
V-8 350 ENG.; V-8 454 ENG.				6-CYL. 230 ENG.; 6-CYL. 250 ENG.; V-6 305 ENG.			★			
Pressure; Conventional System.....	70911			Return.....						
Pressure - Hydroboost To Gear; Hydroboost System.....	70924			SYCLONE						
Pressure - Pump To Hydroboost; Hydroboost System.....	91569			1992-1991						
Return; Conventional System.....	≠70551	★22"	39135	V-6 4.3 L ENG.						
Return - Cooler To Tee; Hydroboost System.....		★		Pressure.....	71404					
Return - Gear To Cooler; Hydroboost System.....		★		Return; W/O Cooler.....		*18"				
Return - Hydroboost To Tee; Hydroboost System.....		★		Return - Cooler To Pump.....		*36"				
Return - Tee To Pump; Hydroboost System.....		★		Return - Gear To Cooler.....		*30"				
1972-1971				TRACKER						
6-CYL. 250 ENG.; 6-CYL. 292 ENG.; V-8 307 ENG.; V-8 350 ENG.; V-8 402 ENG.				1991-1990						
Pressure; W/Female Pressure Port.....	70917			4-CYL. 1.6 L ENG. (CANADA)						
Pressure; W/Male Pressure Port.....	71065			Pressure.....	71661					
Return; C Series.....		★30"		Return.....		*7"				
Return; K Series.....		★28"		TYPHOON						
1970				1993-1992						
6-CYL. 250 ENG.; 6-CYL. 292 ENG.; V-8 307 ENG.; V-8 350 ENG.				V-6 4.3 L ENG.						
Pressure; W/Female Pressure Port.....	70917			Pressure.....	71404					
Pressure; W/Male Pressure Port.....	71065			Return; W/O Cooler.....		*18"				
Return; C Series.....		★30"		Return - Cooler To Pump.....		*36"				
Return; K Series.....		★28"		Return - Gear To Cooler.....		*30"				
V-8 396 ENG.				YUKON						
Pressure; C Series; W/Female Pressure Port.....	70917			1995						
Pressure; C Series; W/Male Pressure Port.....	71308			V-8 5.7 L ENG.						
Pressure; K Series.....	71065			Pressure; Conventional System.....	71668					
Return; C Series.....		★30"		Pressure - Hydroboost To Gear; Hydroboost System.....	91814					
Return; K Series.....		★28"		Pressure - Pump To Hydroboost; Hydroboost System.....	91815					
1969				Return; W/O Cooler.....	≠71417					
6-CYL. 250 ENG.; 6-CYL. 292 ENG.; V-6 305 ENG.; V-8 307 ENG.; V-8 350 ENG.; V-8 396 ENG.				Return - Cooler To Pump; W/Finned Cooler.....		*42"				
Pressure; W/Integral P.S.; W/Female Pressure Port.....	70917			Return - Hydroboost To Pump; Hydroboost System.....	91816					
Pressure; W/Integral P.S.; W/Male Pressure Port.....	71065			V-8 6.5 L DIESEL ENG.						
Return; C Series; W/Integral P.S.....		★30"		Pressure - Hydroboost To Gear.....	91814					
Return; K Series; W/Integral P.S.....		★28"		Pressure - Pump To Hydroboost.....	91813					
				Return - Cooler To Pump.....		*42"				
				Return - Hydroboost To Pump.....	91816					

- * Cut From C.P.E. 3/8" I.D. Hose: 71350 (48"), 81352 (25').
- † Cut From S.A.E. 11/32" I.D. Hose: 80062 (12"), 80063 (24"), 80064 (36"), 81353 (25').
- ★ Cut From S.A.E. 3/8" I.D. Hose: 71224 (24"), 71236 (36"), 71206 (48"), 81206 (25'). May Also Use 3/8" C.P.E.
- ♣ Cut From S.A.E. 5/8" I.D. Hose: 71351 (36").
- Cut From 1/2" I.D. Suction Hose: 71296 (36"), 81354 (10').
- ♣ Cut From 5/8" I.D. Suction Hose: 71207 (42"), 81355 (10').
- ★ Cut From 3/4" I.D. Suction Hose: 71297 (36"), 81356 (10').
- ☆ See Page A14 For Pump or Gear Identification.

- Ⓜ Two Required.
- Ⓝ Three Required.
- Ⓞ Four Required.
- ≠ Cut To Fit.
- ♣ Replaces Both Upper and Lower Hose.
- ▲ 252660 Adaptor Required For Some Models.
- ♣ See Page A6 For Installation Procedure.

SYSTEM PUMP & GEAR IDENT.

SYSTEM & COMPONENT IDENT.

PASS. CARS

LIGHT TRUCKS

MEDIUM/HEAVY TRUCKS

BUSES

HOSE NUMERICAL

REPAIR KITS

KIT NUMERICAL

ILLUSTRATIONS

Power Steering Hose for Light Trucks

	Application	Assembly Number	Multi-Use Hose	End Fitting	Application	Assembly Number	Multi-Use Hose	End Fitting	
SYSTEM PUMP & GEAR IDENT.	GMC - Continued				HONDA - Continued				
SYSTEM & COMPONENT IDENT.	YUKON - Continued				PASSPORT - Continued				
PASS. CARS	1994				1994 - Continued				
	V-8 5.7 L ENG.				V-6 3.2 L ENG. - Continued				
	Pressure; Conventional System.....	71668			Pressure - To Gear; Feb. 1 & Newer....	91853			
	Pressure - Hydroboost To Gear; Hydroboost System	91730			Return - From Gear	80095			
	Pressure - Pump To Hydroboost; Hydroboost System	91651			INTERNATIONAL				
	Return; Conventional System; W/O Cooler.....	≠71417			D SERIES PICKUP				
	Return - Cooler To Pump; W/Finned Cooler.....			*42"	1970				
	Return - Hydroboost To Pump; Hydroboost System	91818			6-CYL. 232 ENG.; 6-CYL. 241 ENG.				
	V-8 6.5 L DIESEL ENG.				Pressure				71308
	Pressure - Hydroboost To Gear.....	91730			Return				★
	Pressure - Pump To Hydroboost.....	91651			V-8 266 ENG.; V-8 304 ENG.				
	Return - Cooler To Pump.....			*42"	Pressure				70971
	Return - Hydroboost To Pump.....	91818			Return				★
	1993-1992				1969				
	V-8 5.7 L ENG.				6-CYL. 232 ENG.; 6-CYL. 241 ENG.; 6-CYL. 265 ENG.				
	Pressure; Conventional System.....	71668			Pressure				71308
	Pressure - Hydroboost To Gear; Hydroboost System	91730			Return				★
	Pressure - Pump To Hydroboost; Hydroboost System	91651			V-8 266 ENG.; V-8 304 ENG.				
	Return; W/O Cooler	≠71417			Pressure				70971
	Return - Cooler To Pump; W/Finned Cooler.....			*42"	Return				★
	Return - Hydroboost To Pump; Hydroboost System	91818			MHC1310				
	HONDA				1974				
	ODYSSEY				V-8 304 ENG.				
	1995				Pressure; 1 Ton				70864
	4-CYL. 2.2 L ENG.				Return				★
	Pressure	80093			MS1210				
	PASSPORT				1975				
	1995				V-8 345 ENG.; V-8 392 ENG.				
	4-CYL. 2.6 L ENG.				Return				★
	Pressure - From Pump.....	71554			1974-1973				
	Pressure - To Gear.....	91852			6-CYL. 258 ENG.; V-8 304 ENG.; V-8 345 ENG.				
	Reservoir - Pump To Pipe.....			□	Return				★
	Reservoir - To Pipe.....			↔8"	SCOUT				
	Return - From Gear.....	80095			1971				
	V-6 3.2 L ENG.				4-CYL. 196 ENG.				
	Pressure - From Pump.....	80096			Pressure				70228
	Pressure - To Gear.....	91853			Return				≠70551
	Return - From Gear.....	80095			★				39135
	1994				V-8 304 ENG.				
	4-CYL. 2.6 L ENG.				Pressure				70257
	Pressure - From Pump.....	71554			Return				≠70551
	Pressure - To Gear.....	91852			★24"				39135
	Reservoir - Pump To Pipe.....			□	1970-1969				
	Reservoir - To Pipe.....			↔8"	4-CYL. 152 ENG.; 4-CYL. 196 ENG.				
	Return - From Gear.....	80095			Pressure				80110
	V-6 3.2 L ENG.				Return				≠70551
	Pressure - From Pump.....	80096			★				39135
	ILLUSTRATIONS				V-8 304 ENG.				
	* Cut From C.P.E. 3/8" I.D. Hose: 71350 (48"), 81352 (25').				Pressure				70257
	† Cut From S.A.E. 11/32" I.D. Hose: 80062 (12"), 80063 (24"), 80064 (36"), 81353 (25').				Return				≠70551
	★ Cut From S.A.E. 3/8" I.D. Hose: 71224 (24"), 71236 (36"), 71206 (48"), 81206 (25'). May Also Use 3/8" C.P.E.				★24"				39135
	♣ Cut From S.A.E. 5/8" I.D. Hose: 71351 (36').								
	□ Cut From 1/2" I.D. Suction Hose: 71296 (36"), 81354 (10').								
	♣ Cut From 5/8" I.D. Suction Hose: 71207 (42"), 81355 (10').								
	* Cut From 3/4" I.D. Suction Hose: 71297 (36"), 81356 (10').								
	☆ See Page A14 For Pump or Gear Identification.								

Power Steering Hose for Light Trucks

Application	Assembly Number	Multi-Use Hose	End Fitting	Application	Assembly Number	Multi-Use Hose	End Fitting	
INTERNATIONAL - Continued				INTERNATIONAL - Continued				
SCOUT II				100				
1980				1974				
4-CYL. 3.2 L ENG.				6-CYL. 258 ENG.; V-8 400 ENG.				
Return		★		Return			★	
6-CYL. 3.2 L DIESEL ENG.; V-8 5.0 L ENG.; V-8 5.6 L ENG.				V-8 304 ENG.; V-8 345 ENG.; V-8 392 ENG.				
Pressure	71153			Pressure	70971			
Return		★		Return			★	
1979-1976				150				
4-CYL. 196 ENG.				1975				
Pressure	80110			V-8 304 ENG.; V-8 345 ENG.; V-8 392 ENG.				
Return	✕70551	★24"	39135	Pressure	70971			
6-CYL. 198 DIESEL ENG.				Return				★
Pressure	70257			200				
Return		★		1975				
V-8 304 ENG.; V-8 345 ENG.				V-8 304 ENG.; V-8 345 ENG.; V-8 392 ENG.				
Pressure	70973			Pressure; W/4WD; W/Axle Code 02052	70970			
Return	✕70518	★24"	39135	Return			★	
1975				1974				
4-CYL. 196 ENG.				6-CYL. 258 ENG.				
Pressure	70228			Return			★	
Return	✕70551	★24"	39135	V-8 304 ENG.; V-8 345 ENG.; V-8 392 ENG.				
V-8 304 ENG.; V-8 345 ENG.				Pressure				70970
Pressure	70973			Return			★	
Return	✕70551	★24"	39135	1010				
1974-1973				1973-1972				
4-CYL. 196 ENG.				6-CYL. 258 ENG.				
Pressure	70228			Pressure	71308			
Return	✕70551	★	39135	Return			★	
6-CYL. 258 ENG.				V-8 304 ENG.; V-8 345 ENG.; V-8 392 ENG.				
Return	✕70551	★24"	39135	Pressure	70971			
V-8 304 ENG.; V-8 345 ENG.				Return				★
Pressure	70973			1971				
Return	✕70551	★24"	39135	6-CYL. 232 ENG.				
1972				Pressure				71308
4-CYL. 196 ENG.				Return				★
Pressure	70228			V-8 304 ENG.; V-8 345 ENG.				
Return	✕70551	★	39135	Pressure	70971			
6-CYL. 232 ENG.				Return				★
Return	✕70551	★24"	39135	1110				
V-8 304 ENG.; V-8 345 ENG.				1973-1972				
Pressure	70973			6-CYL. 258 ENG.				
Return	✕70551	★24"	39135	Pressure	71308			
1971				Return				★
4-CYL. 196 ENG.				V-8 304 ENG.; V-8 345 ENG.; V-8 392 ENG.				
Pressure	70228			Return			★	
Return	✕70551	★	39135	1971				
6-CYL. 232 ENG.				6-CYL. 232 ENG.; V-8 304 ENG.; V-8 345 ENG.				
Return	✕70551	★24"	39135	Return			★	
V-8 304 ENG.; V-8 345 ENG.				1971				
Pressure	70257			6-CYL. 232 ENG.; V-8 304 ENG.; V-8 345 ENG.				
Return	✕70551	★24"	39135	Return			★	

* Cut From C.P.E. 3/8" I.D. Hose: 71350 (48"), 81352 (25").
 † Cut From S.A.E. 11/32" I.D. Hose: 80062 (12"), 80063 (24"), 80064 (36"), 81353 (25").
 ★ Cut From S.A.E. 3/8" I.D. Hose: 71224 (24"), 71236 (36"), 71206 (48"), 81206 (25"). May Also Use 3/8" C.P.E.
 ❖ Cut From S.A.E. 5/8" I.D. Hose: 71351 (36").
 □ Cut From 1/2" I.D. Suction Hose: 71296 (36"), 81354 (10').
 ❖ Cut From 5/8" I.D. Suction Hose: 71207 (42"), 81355 (10').
 * Cut From 3/4" I.D. Suction Hose: 71297 (36"), 81356 (10').
 ☆ See Page A14 For Pump or Gear Identification.

② Two Required.
 ③ Three Required.
 ④ Four Required.
 ≍ Cut To Fit.
 * Replaces Both Upper and Lower Hose.
 ▲ 252660 Adaptor Required For Some Models.
 ❖ See Page A6 For Installation Procedure.

SYSTEM PUMP & GEAR IDENT.

SYSTEM & COMPONENT IDENT.

PASS. CARS

LIGHT TRUCKS

MEDIUM/HEAVY TRUCKS

BUSES

HOSE NUMERICAL

REPAIR KITS

KIT NUMERICAL

ILLUSTRATIONS

Power Steering Hose for Light Trucks

	Application	Assembly Number	Multi-Use Hose	End Fitting		Application	Assembly Number	Multi-Use Hose	End Fitting
SYSTEM PUMP & GEAR IDENT.	INTERNATIONAL - Continued					ISUZU - Continued			
SYSTEM & COMPONENT IDENT.	1210					PICKUP - Continued			
	1973-1972					1990			
	6-CYL. 258 ENG.; V-8 304 ENG.; V-8 345 ENG.; V-8 392 ENG.					4-CYL. 2.3 L ENG.; 4-CYL. 2.6 L ENG.			
	Return		★			Pressure - From Pump	71554		
	1971					Pressure - To Gear	91852		
	6-CYL. 232 ENG.; V-8 304 ENG.					Reservoir		☐	
	Return		★		Return	80095			
PASS. CARS	1310					1989-1988			
	1973-1972					4-CYL. 2.3 L ENG.; 4-CYL. 2.6 L ENG.			
	6-CYL. 258 ENG.					Pressure	71554		
	Pressure	71308			Reservoir		☐		
	Return		★		Return	80095			
	V-8 304 ENG.; V-8 345 ENG.; V-8 392 ENG.					1987-1986			
	Return		★		4-CYL. 1.9 L ENG.; 4-CYL. 2.3 L ENG.				
LIGHT TRUCKS	1971					Pressure	71372		
	6-CYL. 232 ENG.; V-8 304 ENG.					Reservoir		⊕	
	Return		★		Return - Cooler To Reservoir			★	
MEDIUM/HEAVY TRUCKS	ISUZU					1985-1983			
	AMIGO					4-CYL. 1.9 L ENG.			
	1994					Pressure	71372		
	4-CYL. 2.6 L ENG.					Reservoir		⊕	
	Pressure - From Pump	71554			Return - Cooler To Reservoir			★	
	Pressure - To Gear	91852			1982				
	Reservoir		☐8"		4-CYL. 1.8 L ENG.; 4-CYL. 2.2 L DIESEL ENG.				
	Return - From Gear	80095			Reservoir		⊕		
BUSES	1993-1989					Return - Cooler To Reservoir			★
	4-CYL. 2.3 L ENG.; 4-CYL. 2.6 L ENG.					RODEO			
	Pressure - From Pump	71554			1995-1994				
	Pressure - To Gear	91852			4-CYL. 2.6 L ENG.				
	Reservoir		☐8"		Pressure - From Pump	71554			
	Return - From Gear	80095			Pressure - To Gear	91852			
HOSE NUMERICAL	PICKUP					Reservoir		☐8"	
	1995					Return - From Gear	80095		
	4-CYL. 2.3 L ENG.; 4-CYL. 2.6 L ENG.					V-6 3.2 L ENG.			
	Pressure - From Pump	71554			Pressure	80096			
	Pressure - To Gear	91852			Return	80095			
	Reservoir		☐		1993				
	Return	80095			4-CYL. 2.6 L ENG.				
REPAIR KITS	1994-1991					Pressure - From Pump	71554		
	4-CYL. 2.3 L ENG.; 4-CYL. 2.6 L ENG.					Pressure - To Gear	91852		
	Pressure - From Pump	71554			Reservoir		☐8"		
	Pressure - To Gear	91852			Return	80095			
	Reservoir		☐		V-6 3.2 L ENG.				
	Return	80095			Pressure	80184			
KIT NUMERICAL	V-6 3.1 L ENG.					Return	80095		
	Pressure	71436			1992-1991				
	Return		★20"		4-CYL. 2.6 L ENG.				
					Pressure - From Pump	71554			

* Cut From C.P.E. 3/8" I.D. Hose: 71350 (48"), 81352 (25").
 † Cut From S.A.E. 11/32" I.D. Hose: 80062 (12"), 80063 (24"), 80064 (36"), 81353 (25").
 ★ Cut From S.A.E. 3/8" I.D. Hose: 71224 (24"), 71236 (36"), 71206 (48"), 81206 (25"). May Also Use 3/8" C.P.E.
 † Cut From S.A.E. 5/8" I.D. Hose: 71351 (36").
 ☐ Cut From 1/2" I.D. Suction Hose: 71296 (36"), 81354 (10').
 ⊕ Cut From 5/8" I.D. Suction Hose: 71207 (42"), 81355 (10').
 ★ Cut From 3/4" I.D. Suction Hose: 71297 (36"), 81356 (10').
 ☆ See Page A14 For Pump or Gear Identification.

⊗ Two Required.
 ⊙ Three Required.
 ⊕ Four Required.
 ☐ Cut To Fit.
 ⊕ Replaces Both Upper and Lower Hose.
 ▲ 252660 Adaptor Required For Some Models.
 ⊕ See Page A6 For Installation Procedure.

Power Steering Hose for Light Trucks

Application	Assembly Number	Multi-Use Hose	End Fitting	Application	Assembly Number	Multi-Use Hose	End Fitting	
ISUZU - Continued				JEEP - Continued				SYSTEM PUMP & GEAR IDENT.
RODEO - Continued				CHEROKEE - Continued				
1992-1991 - Continued				1990				SYSTEM & COMPONENT IDENT.
4-CYL. 2.6 L ENG. - Continued				4-CYL. 2.5 L ENG.				
Pressure - To Gear.....	91852			Pressure	71396			
Reservoir		✦		Reservoir		✦	39108	
Return - From Gear	80095			Return		★6"		
V-6 3.1 L ENG.				6-CYL. 4.0 L ENG.				PASS. CARS
Pressure	71436			Pressure	71395			
Return		★20"		Return		★24"		
TROOPER				1989-1988				LIGHT TRUCKS
1995-1992				4-CYL. 2.5 L ENG.				
V-6 3.2 L ENG.				Pressure				71396
Pressure - From Pump.....	80097			Reservoir		✦		
Pressure - To Gear.....	91853			Return		★6"		
Reservoir		✦		6-CYL. 4.0 L ENG.				
Return - From Gear		★27"		Pressure	71395			
1991-1990				Return				★24"
4-CYL. 2.6 L ENG.				1987				MEDIUM/ HEAVY TRUCKS
Pressure	71554			4-CYL. 2.1 L DIESEL ENG.				
Reservoir		□8"		Pressure	71153			
Return	80095			Reservoir		✦		
V-6 2.8 L ENG.				Return				★6"
Pressure	71436			4-CYL. 2.5 L ENG.				
Return		★22"		Pressure	71396			
TROOPER II				Reservoir				✦
1989				Return				★6"
4-CYL. 2.6 L ENG.				6-CYL. 4.0 L ENG.				BUSES
Pressure	71554			Pressure	71395			
Reservoir		□8"		Return		★24"		
Return	80095			1986				
V-6 2.8 L ENG.				4-CYL. 2.1 L DIESEL ENG.				HOSE NUMERICAL
Pressure	71436			Pressure	71278			
Return		★22"		Reservoir		✦		
1988				Return				★10"
4-CYL. 2.6 L ENG.				4-CYL. 2.5 L ENG.				REPAIR KITS
Pressure	71554			Pressure	71394			
Reservoir		□8"		Return		★16"		
Return	80095			V-6 2.8 L ENG.				
1987-1986				Pressure				71242
4-CYL. 2.3 L ENG.				Return				★13"
Pressure	71554			1985				
Reservoir		□8"		4-CYL. 2.1 L DIESEL ENG.				
Return	80095			Pressure	71278			
JEEP				Reservoir				✦
CHEROKEE				Return				★10"
1995-1991				4-CYL. 2.5 L ENG.; V-6 2.8 L ENG.				KIT NUMERICAL
4-CYL. 2.5 L ENG.				Pressure				
Pressure	71823			Return		★13"		
Reservoir		✦12"	39108	1984				
Return		★6"		4-CYL. 2.5 L ENG.; V-6 2.8 L ENG.				
6-CYL. 4.0 L ENG.				Pressure				71242
Pressure	71824			Return		★13"		
Return		★15"		1983-1980				
JEEP				6-CYL. 4.2 L ENG.				ILLUSTRATIONS
CHEROKEE				Pressure				

* Cut From C.P.E. 3/8" I.D. Hose: 71350 (48"), 81352 (25").
 † Cut From S.A.E. 11/32" I.D. Hose: 80062 (12"), 80063 (24"), 80064 (36"), 81353 (25").
 ★ Cut From S.A.E. 3/8" I.D. Hose: 71224 (24"), 71236 (36"), 71206 (48"), 81206 (25"). May Also Use 3/8" C.P.E.
 ✦ Cut From S.A.E. 5/8" I.D. Hose: 71351 (36").
 □ Cut From 1/2" I.D. Suction Hose: 71296 (36"), 81354 (10').
 ✧ Cut From 5/8" I.D. Suction Hose: 71207 (42"), 81355 (10').
 ✨ Cut From 3/4" I.D. Suction Hose: 71297 (36"), 81356 (10').
 ☆ See Page A14 For Pump or Gear Identification.

② Two Required.
 ③ Three Required.
 ④ Four Required.
 ≍ Cut To Fit.
 ● Replaces Both Upper and Lower Hose.
 ▲ 252660 Adaptor Required For Some Models.
 ✦ See Page A6 For Installation Procedure.

Power Steering Hose for Light Trucks

	Application	Assembly Number	Multi-Use Hose	End Fitting	Application	Assembly Number	Multi-Use Hose	End Fitting
SYSTEM PUMP & GEAR IDENT.	JEEP - Continued				JEEP - Continued			
SYSTEM & COMPONENT IDENT.	CHEROKEE - Continued				CJ SERIES - Continued			
PASS. CARS	1983-1980 - Continued				1980 - Continued			
	6-CYL. 4.2 L ENG. - Continued				6-CYL. 4.2 L ENG. - Continued			
	Return		★24"		Return		★29"	
	V-8 5.9 L ENG.				V-8 5.0 L ENG.			
	Pressure	71144			Pressure	91455		
	Return		★24"		Return		★29"	
	1979				1979			
	6-CYL. 258 ENG.; V-8 360 ENG.				6-CYL. 258 ENG.			
	Pressure	70992			Pressure	91875		
	Return	≠70518	★26"	39135	Return	≠70551	★40"	39135
	1978-1975				V-8 304 ENG.			
	6-CYL. 258 ENG.; V-8 360 ENG.; V-8 401 ENG.				6-CYL. 258 ENG.; 6-CYL. 258 ENG.			
	Pressure	70992			Pressure	91875		
	Return	≠70518	★26"	39135	Return	≠70551	★40"	39135
	1974				1978-1976			
	6-CYL. 258 ENG.				6-CYL. 232 ENG.; 6-CYL. 258 ENG.			
	Return	≠70551	★30"	39135	Pressure	91875		
	V-8 360 ENG.; V-8 401 ENG.				Return			
	Pressure	70992			Return	≠70551	★40"	39135
	Return	≠70518	★26"	39135	V-8 304 ENG.			
LIGHT TRUCKS					Pressure			
					Return			
					Pressure			
					Return			
MEDIUM/HEAVY TRUCKS	CJ SERIES				1975			
	1986-1983				6-CYL. 232 ENG.; 6-CYL. 258 ENG.; V-8 304 ENG.			
	4-CYL. 2.5 L ENG.				Pressure			
	Pressure; W/Electrical Switch Port.....	91505			Return			
	Pressure; W/O Electrical Switch Port.....	91453			Pressure			
	Return		★18"		Return			
BUSES	6-CYL. 4.2 L ENG.				1974			
	Pressure	91583			6-CYL. 232 ENG.; 6-CYL. 258 ENG.			
	Return		★24"		Return			
	1982				V-8 304 ENG.			
	4-CYL. 2.5 L ENG.				Pressure			
	Pressure	91453			Return			
	Return		★26"		Pressure			
	6-CYL. 4.2 L ENG.				Return			
	Pressure	91583			Pressure			
	Return		★24"		Return			
HOSE NUMERICAL	1981				1973-1972			
	4-CYL. 2.5 L ENG.				6-CYL. 232 ENG.; 6-CYL. 258 ENG.			
	Pressure	91453			Return			
	Return		★		Return			
	6-CYL. 4.2 L ENG.				V-8 304 ENG.			
	Pressure	91583			Pressure			
	Return		★24"		Return			
REPAIR KITS	1980				COMANCHE			
	4-CYL. 2.5 L ENG.				1992-1991			
	Pressure	91453			4-CYL. 2.5 L ENG.			
	Return		★		Pressure			
	6-CYL. 4.2 L ENG.				Reservoir			
	Pressure	91583			Return			
	Return		★29"		Return			
	V-8 5.0 L ENG.				6-CYL. 4.0 L ENG.			
	Pressure	91455			Pressure			
	Return		★29"		Return			
KIT NUMERICAL	1980				1990-1988			
	4-CYL. 2.5 L ENG.				4-CYL. 2.5 L ENG.			
	Pressure	91455			Pressure			
	Return		★		Reservoir			
	6-CYL. 4.2 L ENG.				Return			
	Pressure	91454			Pressure			

* Cut From C.P.E. 3/8" I.D. Hose: 71350 (48"), 81352 (25').

† Cut From S.A.E. 11/32" I.D. Hose: 80062 (12"), 80063 (24"), 80064 (36"), 81353 (25').

★ Cut From S.A.E. 3/8" I.D. Hose: 71224 (24"), 71236 (36"), 71206 (48"), 81206 (25'). May Also Use 3/8" C.P.E.

♣ Cut From S.A.E. 5/8" I.D. Hose: 71351 (36").

□ Cut From 1/2" I.D. Suction Hose: 71296 (36"), 81354 (10').

♠ Cut From 5/8" I.D. Suction Hose: 71207 (42"), 81355 (10').

✱ Cut From 3/4" I.D. Suction Hose: 71297 (36"), 81356 (10').

☆ See Page A14 For Pump or Gear Identification.

⊗ Two Required.

⊙ Three Required.

⊕ Four Required.

≠ Cut To Fit.

⊗ Replaces Both Upper and Lower Hose.

▲ 252660 Adaptor Required For Some Models.

♣ See Page A6 For Installation Procedure.

Power Steering Hose for Light Trucks

Application	Assembly Number	Multi-Use Hose	End Fitting	Application	Assembly Number	Multi-Use Hose	End Fitting	
JEEP - Continued				JEEP - Continued				SYSTEM PUMP & GEAR IDENT.
COMANCHE - Continued				GRAND CHEROKEE - Continued				
1990-1988 - Continued				1993				SYSTEM & COMPONENT IDENT.
6-CYL. 4.0 L ENG. - Continued				6-CYL. 4.0 L ENG.				
Return		★24"		Pressure	71825		†16"	
1987				V-8 5.2 L ENG.				PASS. CARS
4-CYL. 2.1 L DIESEL ENG.				Pressure; W/O Variable Assist				
Pressure	71153			Pressure; W/Variable Assist	71826		†9"	
Reservoir		♣		Return	92023			
Return		★6"		GRAND WAGONEER				
4-CYL. 2.5 L ENG.				1993				LIGHT TRUCKS
Pressure				V-8 5.2 L ENG.				
Reservoir	71396			Pressure	71826		†9"	
Return		♣		Return				
Return		★6"		1991-1987				
6-CYL. 4.0 L ENG.				V-8 5.9 L ENG.				MEDIUM/HEAVY TRUCKS
Pressure				Pressure				
Pressure	71395			Return	71144		★24"	
Return		★24"		Return				
1986				1986				BUSES
4-CYL. 2.1 L DIESEL ENG.				6-CYL. 4.2 L ENG.				
Pressure	71278			Pressure	71146		★20"	
Reservoir		♣		Return				
Return		★10"		V-8 5.9 L ENG.				
4-CYL. 2.5 L ENG.				Pressure				REPAIR KITS
Pressure				Pressure				
Pressure	71394			Return	71144		★24"	
Return		★16"		Return				
V-6 2.8 L ENG.				1985-1984				KIT NUMERICAL
Pressure				6-CYL. 4.2 L ENG.				
Pressure	71242			Pressure	71146		★24"	
Return		★13"		Return				
COMMANDO				V-8 5.9 L ENG.				REPAIR KITS
1973-1972				Pressure				
6-CYL. 232 ENG.; 6-CYL. 258 ENG.				Return				
Return		★		Return	71144		★24"	
V-8 304 ENG.				J SERIES PICKUP				HOSE NUMERICAL
Pressure				1988				
Pressure	91578			V-8 5.9 L ENG.				
Return		★		Pressure				
DJ SERIES				Return				
1973				Pressure				REPAIR KITS
6-CYL. 232 ENG.; 6-CYL. 258 ENG.				Return				
Return		★		V-8 5.9 L ENG.				
1972				Pressure				KIT NUMERICAL
6-CYL. 232 ENG.				Return				
Return		★		1985-1980				
GRAND CHEROKEE				6-CYL. 4.2 L ENG.				ILLUSTRATIONS
1995-1994				Pressure				
6-CYL. 4.0 L ENG.				Return				
Pressure	71826			V-8 5.9 L ENG.				
Return		†16"		Pressure				
V-8 5.2 L ENG.				Return				
Pressure; W/O Variable Assist	71826			Pressure				
Pressure; W/Variable Assist	92023			Return				
Return		†9"		Pressure				
				Return				

* Cut From C.P.E. 3/8" I.D. Hose: 71350 (48"), 81352 (25").
 † Cut From S.A.E. 11/32" I.D. Hose: 80062 (12"), 80063 (24"), 80064 (36"), 81353 (25").
 ★ Cut From S.A.E. 3/8" I.D. Hose: 71224 (24"), 71236 (36"), 71206 (48"), 81206 (25"). May Also Use 3/8" C.P.E.
 ♣ Cut From S.A.E. 5/8" I.D. Hose: 71351 (36").
 □ Cut From 1/2" I.D. Suction Hose: 71296 (36"), 81354 (10').
 ♠ Cut From 5/8" I.D. Suction Hose: 71207 (42"), 81355 (10').
 ✱ Cut From 3/4" I.D. Suction Hose: 71297 (36"), 81356 (10').
 ☆ See Page A14 For Pump or Gear Identification.

② Two Required.
 ③ Three Required.
 ④ Four Required.
 ≍ Cut To Fit.
 ♠ Replaces Both Upper and Lower Hose.
 ▲ 252660 Adaptor Required For Some Models.
 ♣ See Page A6 For Installation Procedure.

Power Steering Hose for Light Trucks

	Application	Assembly Number	Multi-Use Hose	End Fitting	Application	Assembly Number	Multi-Use Hose	End Fitting
SYSTEM PUMP & GEAR IDENT.	JEEP - Continued				JEEP - Continued			
	J SERIES PICKUP - Continued				J SERIES PICKUP - Continued			
	1979				1968-1966			
	6-CYL. 258 ENG.; V-8 360 ENG.				6-CYL. 232 ENG.			
	Pressure	70992			Return	☞70551	★30"	39135
	Return	☞70518	★26"	39135	V-8 327 ENG.			
					Return	☞70629	★30"	39859
SYSTEM & COMPONENT IDENT.	1978-1975				1965			
	6-CYL. 258 ENG.; V-8 360 ENG.; V-8 401 ENG.				6-CYL. 230 ENG.; 6-CYL. 232 ENG.			
	Pressure	70992			Return	☞70551	★30"	39135
	Return	☞70518	★26"	39135	V-8 327 ENG.			
					Return	☞70629	★30"	39859
PASS. CARS	1974				1964-1963			
	6-CYL. 258 ENG.				6-CYL. 230 ENG.			
	Return	☞70551	★30"	39135	Return	☞70551	★30"	39135
	V-8 360 ENG.; V-8 401 ENG.				PICKUP			
	Pressure	70992			1965			
	Return	☞70518	★26"	39135	6-CYL. 230 ENG.			
					Return			
					☞70551 ★30" 39135			
LIGHT TRUCKS	1973				1964-1963			
	6-CYL. 258 ENG.				6-CYL. 230 ENG.			
	Return	☞70551	★30"	39135	Return			
	V-8 360 ENG.				☞70551 ★30" 39135			
	Pressure	70992			1965			
	Return	☞70518	★26"	39135	6-CYL. 230 ENG.			
					Return			
					☞70551 ★30" 39135			
MEDIUM/HEAVY TRUCKS	1972				1964-1963			
	6-CYL. 258 ENG.				6-CYL. 226 ENG.; 6-CYL. 230 ENG.			
	Return	☞70551	★30"	39135	Return			
	V-8 304 ENG.; V-8 360 ENG.				☞70551 ★30" 39135			
	Pressure	70992			SCRAMBLER			
	Return	☞70518	★26"	39135	1985-1983			
					4-CYL. 2.5 L ENG.			
					Pressure; W/Electrical Switch Port			
					91505			
					Pressure; W/O Electrical Switch Port.....			
					91453			
					Return			
					★18"			
BUSES	1971				6-CYL. 4.2 L ENG.			
	6-CYL. 232 ENG.; 6-CYL. 258 ENG.				Pressure			
	Return	☞70551	★30"	39135	91583			
	V-8 304 ENG.; V-8 360 ENG.				Return			
	Pressure	70852			★24"			
	Return	☞70551			1982			
					4-CYL. 2.5 L ENG.			
					Pressure			
					91453			
					Return			
					★26"			
HOSE NUMERICAL	V-8 350 ENG.				6-CYL. 4.2 L ENG.			
	Pressure; W/O Restrictor	70247			Pressure			
	Return	☞70629	★30"	39859	91583			
					Return			
					★24"			
REPAIR KITS	1970				1981			
	6-CYL. 232 ENG.				4-CYL. 2.5 L ENG.			
	Return	☞70629	★30"	39859	Pressure			
	V-8 327 ENG.				91453			
	Return	☞70551	★30"	39135	Return			
	V-8 350 ENG.				★			
	Pressure; W/O Restrictor	70247			6-CYL. 4.2 L ENG.			
	Return; W/O Restrictor	☞70629	★30"	39859	Pressure			
					91583			
					Return			
					★29"			
KIT NUMERICAL	1969				STATION WAGON			
	6-CYL. 232 ENG.				1965			
	Return	☞70629	★30"	39859	6-CYL. 230 ENG.			
	V-8 327 ENG.				Return			
	Return	☞70551	★30"	39135	☞70551 ★30" 39135			
	V-8 350 ENG.							
	Pressure	70198						
	Return	☞70629	★30"	39859				

* Cut From C.P.E. 3/8" I.D. Hose: 71350 (48"), 81352 (25').
 † Cut From S.A.E. 11/32" I.D. Hose: 80062 (12"), 80063 (24"), 80064 (36"), 81353 (25').
 ★ Cut From S.A.E. 3/8" I.D. Hose: 71224 (24"), 71236 (36"), 71206 (48"), 81206 (25'). May Also Use 3/8" C.P.E.
 † Cut From S.A.E. 5/8" I.D. Hose: 71351 (36").
 □ Cut From 1/2" I.D. Suction Hose: 71296 (36"), 81354 (10').
 † Cut From 5/8" I.D. Suction Hose: 71207 (42"), 81355 (10').
 * Cut From 3/4" I.D. Suction Hose: 71297 (36"), 81356 (10').
 ☆ See Page A14 For Pump or Gear Identification.

② Two Required.
 ③ Three Required.
 ④ Four Required.
 ☞ Cut To Fit.
 * Replaces Both Upper and Lower Hose.
 ▲ 252660 Adaptor Required For Some Models.
 † See Page A6 For Installation Procedure.

Power Steering Hose for Light Trucks

Application	Assembly Number	Multi-Use Hose	End Fitting	Application	Assembly Number	Multi-Use Hose	End Fitting	
JEEP - Continued				JEEP - Continued				SYSTEM PUMP & GEAR IDENT.
STATION WAGON - Continued				WAGONEER - Continued				
1964-1963				1979				SYSTEM & COMPONENT IDENT.
6-CYL. 226 ENG.; 6-CYL. 230 ENG.				V-8 360 ENG.				
Return	<70551	★30"	39135	Pressure	70992			
				Return	<70518	★26"	39135	
WAGONEER				1978-1974				PASS. CARS
1990-1988				V-8 360 ENG.; V-8 401 ENG.				
6-CYL. 4.0 L ENG.				Pressure				70992
Pressure	71395			Return	<70518	★26"	39135	
Return		★24"		1973-1972				
1987				6-CYL. 258 ENG.				LIGHT TRUCKS
4-CYL. 2.1 L DIESEL ENG.				Return				
Pressure	71153				<70551	★30"	39135	
Reservoir		⊕		V-8 360 ENG.				
Return		★6"		Pressure	70992			
4-CYL. 2.5 L ENG.				Return				
Pressure	71396				<70518	★26"	39135	
Reservoir		⊕		1971				
Return		★6"		6-CYL. 232 ENG.; 6-CYL. 258 ENG.				
6-CYL. 4.0 L ENG.				Return				
Pressure	71395				<70551	★30"	39135	
Return		★24"		V-8 304 ENG.; V-8 360 ENG.				
1986				Pressure				
4-CYL. 2.1 L DIESEL ENG.				Return				
Pressure	71278				70852			
Reservoir		⊕			<70518			
Return		★10"		V-8 350 ENG.				
4-CYL. 2.5 L ENG.				Pressure; W/O Restrictor				
Pressure	71394				70247			
Return		★16"		Return; W/O Restrictor	<70629	★30"	39859	
V-6 2.8 L ENG.				1970				
Pressure	71242			6-CYL. 232 ENG.; V-8 327 ENG.				
Return		★13"		Return	<70551	★30"	39135	
1985				V-8 350 ENG.				
4-CYL. 2.1 L DIESEL ENG.				Pressure; W/O Restrictor				
Pressure	71278				70247			
Reservoir		⊕		Return; W/O Restrictor	<70629	★30"	39859	
Return		★10"		1969				
4-CYL. 2.5 L ENG.; V-6 2.8 L ENG.				6-CYL. 232 ENG.				
Pressure	71242			Return	<70551	★30"	39859	
Return		★13"		V-8 327 ENG.				
1984				Return				
4-CYL. 2.5 L ENG.; V-6 2.8 L ENG.								
Pressure	71242				<70551	★30"	39135	
Return		★13"		V-8 350 ENG.				
1983-1980				Pressure; W/O Restrictor				
6-CYL. 4.2 L ENG.				Return				
Pressure	71146				70198			
Return		★24"		Return	<70629	★30"	39859	
V-8 5.9 L ENG.				1968				
Pressure	71144			6-CYL. 232 ENG.				
Return		★24"		Return	<70551	★30"	39135	
1983-1980				V-8 327 ENG.				
6-CYL. 4.2 L ENG.				Return				
Pressure	71146				<70629	★30"	39859	
Return		★24"		V-8 350 ENG.				
V-8 5.9 L ENG.				Pressure				
Pressure	71144				70198			
Return		★24"		Return	<70629	★30"	39859	
1983-1980				1967-1966				
6-CYL. 4.2 L ENG.				6-CYL. 232 ENG.				
Pressure	71146			Return	<70551	★30"	39135	
Return		★24"		V-8 327 ENG.				
V-8 5.9 L ENG.				Return				
Pressure	71144				<70629	★30"	39859	
Return		★24"						

* Cut From C.P.E. 3/8" I.D. Hose: 71350 (48"), 81352 (25").
 † Cut From S.A.E. 11/32" I.D. Hose: 80062 (12"), 80063 (24"), 80064 (36"), 81353 (25").
 ★ Cut From S.A.E. 3/8" I.D. Hose: 71224 (24"), 71236 (36"), 71206 (48"), 81206 (25"). May Also Use 3/8" C.P.E.
 ♣ Cut From S.A.E. 5/8" I.D. Hose: 71351 (36").
 □ Cut From 1/2" I.D. Suction Hose: 71296 (36"), 81354 (10').
 ⊕ Cut From 5/8" I.D. Suction Hose: 71207 (42"), 81355 (10').
 * Cut From 3/4" I.D. Suction Hose: 71297 (36"), 81356 (10').
 ☆ See Page A14 For Pump or Gear Identification.

② Two Required.
 ③ Three Required.
 ④ Four Required.
 < Cut To Fit.
 ⊕ Replaces Both Upper and Lower Hose.
 ▲ 252660 Adaptor Required For Some Models.
 ♣ See Page A6 For Installation Procedure.

ILLUSTRATIONS

Power Steering Hose for Light Trucks

	Application	Assembly Number	Multi-Use Hose	End Fitting	Application	Assembly Number	Multi-Use Hose	End Fitting
SYSTEM PUMP & GEAR IDENT.	JEEP - Continued				MAZDA - Continued			
	WAGONEER - Continued				B2200 PICKUP - Continued			
	1965				1993-1987 - Continued			
	6-CYL. 230 ENG.; 6-CYL. 232 ENG.				4-CYL. 2.2 L ENG. - Continued			
	Return	≠70551	★30"	39135	Return		★14"	
SYSTEM & COMPONENT IDENT.	V-8 327 ENG.				B2300 PICKUP			
	Return	≠70629	★30"	39859	1995-1994			
	1964-1963				4-CYL. 2.3 L ENG.			
	Return	≠70551	★30"	39135	Pressure	71878		
	WRANGLER				Return	80085		
PASS. CARS	1995-1992				B2600 PICKUP			
	4-CYL. 2.5 L ENG.				1988-1987			
	Pressure	71821			4-CYL. 2.6 L ENG.			
	Return		★10"		Pressure	71365		
	6-CYL. 4.0 L ENG.				Return		★	
	Pressure	71822			B2600I PICKUP			
	Return		★11"		1993-1989			
LIGHT TRUCKS	1991				4-CYL. 2.6 L ENG.			
	4-CYL. 2.5 L ENG.				Pressure	71863		
	Pressure	71821			Return		★	
	Reservoir		⊕20"		B3000 PICKUP			
	Return		★10"		1995-1994			
	6-CYL. 4.0 L ENG.				V-6 3.0 L ENG.			
	Pressure	71822			Pressure	71878		
	Reservoir		⊕12"		Return	80085		
	Return		★11"		B4000 PICKUP			
MEDIUM/HEAVY TRUCKS	1990-1988				1995-1994			
	4-CYL. 2.5 L ENG.				V-6 4.0 L ENG.			
	Pressure	91630			Pressure	71878		
	Return		★21"		Return	80085		
	6-CYL. 4.2 L ENG.				MPV			
	Pressure	80144			1995			
	Return		★18"		4-CYL. 2.6 L ENG. (CANADA)			
BUSES	1987				Pressure	71860		
	4-CYL. 2.5 L ENG.				Return		★14"	
	Pressure	91630			V-6 3.0 L ENG.			
	Return		★21"		Pressure - From Pump; W/2WD	71861		
	6-CYL. 4.2 L ENG.				Pressure - From Pump; W/4WD	71862		
	Pressure	71393			Return - Gear To Pipe		★30"	
	Return		★18"		Return - Pipe To Reservoir		★15"	
HOSE NUMERICAL	MAZDA				1994-1989			
	B2000 PICKUP				4-CYL. 2.6 L ENG.			
	1987-1986				Pressure - From Pump	71860		
	4-CYL. 2.0 L ENG.				Return - Gear To Pipe		★30"	
	Pressure	71364			Return - Pipe To Reservoir		★15"	
	Return		★14"		V-6 3.0 L ENG.			
REPAIR KITS	B2200 PICKUP				Pressure - From Pump; W/2WD	71861		
	1993-1987				Pressure - From Pump; W/4WD	71862		
	4-CYL. 2.2 L ENG.				Return - Gear To Pipe		★30"	
	Pressure	71364			Return - Pipe To Reservoir		★15"	
KIT NUMERICAL	ILLUSTRATIONS				<ul style="list-style-type: none"> ⊛ Cut From C.P.E. 3/8" I.D. Hose: 71350 (48"), 81352 (25'). † Cut From S.A.E. 11/32" I.D. Hose: 80062 (12"), 80063 (24"), 80064 (36"), 81353 (25'). ★ Cut From S.A.E. 3/8" I.D. Hose: 71224 (24"), 71236 (36"), 71206 (48"), 81206 (25'). May Also Use 3/8" C.P.E. ⊕ Cut From S.A.E. 5/8" I.D. Hose: 71351 (36"). □ Cut From 1/2" I.D. Suction Hose: 71296 (36"), 81354 (10'). ⊕ Cut From 5/8" I.D. Suction Hose: 71207 (42"), 81355 (10'). ✱ Cut From 3/4" I.D. Suction Hose: 71297 (36"), 81356 (10'). ☆ See Page A14 For Pump or Gear Identification. 			

Power Steering Hose for Light Trucks

Application	Assembly Number	Multi-Use Hose	End Fitting	Application	Assembly Number	Multi-Use Hose	End Fitting
MAZDA - Continued				MITSUBISHI - Continued			
NAVAJO				PICKUP - Continued			
1994-1991				1994 - Continued			
V-6 4.0 L ENG.				V-6 3.0 L ENG.			
Pressure	71878			Pressure	71866		
Return	80085						
MERCURY				1993-1991			
VILLAGER				4-CYL. 2.4 L ENG.			
1995-1993				Pressure			
V-6 3.0 L ENG.				Reservoir			
Pressure	80099			Return - Gear To Pipe; W/4WD	91909	✦	
Return - Cooler To Pipe		★6"		Return - Pipe To Reservoir; W/2WD		★20"	
Return - Cooler To Reservoir		★8"		Return - Pipe To Reservoir; W/4WD		★16"	
Return - Gear To Cooler		★43"		V-6 3.0 L ENG.			
Return - Pipe To Cooler		★8"		Pressure	71866		
Return - Pipe To Pipe		★6"		Return - Gear To Pipe		★10"	
MITSUBISHI				Return - Pipe To Reservoir; W/2WD			
MONTERO				Return - Pipe To Reservoir; W/4WD			
1995				1990			
V-6 3.0 L ENG.				4-CYL. 2.4 L ENG.			
Pressure	71865			Pressure	71389		
1994-1992				Reservoir			
V-6 3.0 L ENG.				Return - Pipe To Reservoir; W/4WD			
Pressure	71865			V-6 3.0 L ENG.			
Return	91907			Pressure	71866		
1991-1990				Return - Gear To Pipe			
V-6 3.0 L ENG.				Return - Pipe To Reservoir; W/2WD			
Pressure	71865			Return - Pipe To Reservoir; W/4WD		★10"	
Return	91907					★12"	
1989				Return - Pipe To Reservoir; W/4WD			
4-CYL. 2.6 L ENG.				1989-1987			
Pressure	91753			4-CYL. 2.0 L ENG.			
Return		★21"		Pressure - From Pump; W/O Pressure			
V-6 3.0 L ENG.				Tube			
Pressure	71865			Pressure - Pump To Gear; W/Pressure	71389		
Return	91907			Tube; W/2WD	⊗91922		
1988-1986				Pressure - Pump To Gear; W/Pressure			
4-CYL. 2.6 L ENG.				Tube; W/4WD			
Pressure	91753			Reservoir	⊗91923		
Return		★21"		Return - Gear To Pipe		□	
PICKUP				Return - Pipe To Reservoir			
1995				4-CYL. 2.6 L ENG.			
4-CYL. 2.4 L ENG.				Pressure - Pump To Gear; W/Pressure			
Pressure	71389			Tube; W/2WD	⊗91921		
Return - Pipe To Reservoir		★20"		Pressure - Pump To Gear; W/Pressure	⊗91923		
1994				Tube; W/4WD			
4-CYL. 2.4 L ENG.				Reservoir			
Pressure	71389			Return - Gear To Pipe; W/2WD		□	
Return; W/4WD	91909			Return - Gear To Reservoir; W/4WD		★10"	
Return - Pipe To Reservoir; W/2WD		★20"		Return - Pipe To Reservoir; W/2WD		★14"	
				Return - Pipe To Reservoir; W/2WD			
				Return; W/2WD			

* Cut From C.P.E. 3/8" I.D. Hose: 71350 (48"), 81352 (25').
 † Cut From S.A.E. 11/32" I.D. Hose: 80062 (12"), 80063 (24"), 80064 (36"), 81353 (25').
 ★ Cut From S.A.E. 3/8" I.D. Hose: 71224 (24"), 71236 (36"), 71206 (48"), 81206 (25'). May Also Use 3/8" C.P.E.
 ✦ Cut From S.A.E. 5/8" I.D. Hose: 71351 (36").
 □ Cut From 1/2" I.D. Suction Hose: 71296 (36"), 81354 (10').
 ✧ Cut From 5/8" I.D. Suction Hose: 71207 (42"), 81355 (10').
 ✨ Cut From 3/4" I.D. Suction Hose: 71297 (36"), 81356 (10').
 ☆ See Page A14 For Pump or Gear Identification.

⊗ Two Required.
 ⊕ Three Required.
 ⊙ Four Required.
 ✧ Cut To Fit.
 ✨ Replaces Both Upper and Lower Hose.
 ⚙ 252660 Adaptor Required For Some Models.
 ✦ See Page A6 For Installation Procedure.

SYSTEM PUMP & GEAR IDENT.

SYSTEM & COMPONENT IDENT.

PASS. CARS

LIGHT TRUCKS

MEDIUM/HEAVY TRUCKS

BUSES

HOSE NUMERICAL

REPAIR KITS

KIT NUMERICAL

ILLUSTRATIONS

Power Steering Hose for Light Trucks

	Application	Assembly Number	Multi-Use Hose	End Fitting	Application	Assembly Number	Multi-Use Hose	End Fitting	
SYSTEM PUMP & GEAR IDENT.	MITSUBISHI - Continued				NISSAN - Continued				
	PICKUP - Continued				PATHFINDER - Continued				
	1985-1983				1990				
	4-CYL. 2.0 L ENG.				V-6 3.0 L ENG.				
	Pressure		91627		Pressure		91757		
	Reservoir			□	Reservoir			✦	
	Return		91617		Return			★	
	4-CYL. 2.3 L DIESEL ENG.				1989				
	Reservoir			□	V-6 3.0 L ENG.				
	4-CYL. 2.6 L ENG.				Pressure; Nov. 1 & Newer.....				91757
Pressure; W/2WD.....		91626		Pressure; Oct. 31 & Older.....		91606			
Pressure - From Pump; W/O Pressure Tube; W/4WD.....		71388		Reservoir			✦		
Pressure - Pump To Gear; W/Pressure Tube; W/4WD.....		91918	◎	Return; Nov. 1 & Newer.....			★		
Reservoir			□	Return; Oct. 31 & Older.....			★15"		
Return; W/2WD		91617		1988					
VAN				4-CYL. 2.4 L ENG. (CANADA)					
1990-1987				Pressure				91605	
4-CYL. 2.4 L ENG.				Reservoir			✦		
Pressure		71385	□	Return			★14"		
Reservoir			★3"	V-6 3.0 L ENG.					
Return - Gear To Pipe.....			★4"	Pressure		91606			
Return - Pipe To Pipe.....			★6"	Reservoir			✦		
Return - Pipe To Reservoir.....				Return			★15"		
NISSAN				1987					
AXXESS				4-CYL. 2.4 L ENG.					
1994-1993				Pressure				91605	
4-CYL. 2.4 L ENG. (CANADA)				Reservoir			✦		
Return - Cooler To Pipe.....			★10"	Return			★14"		
Return - Pipe To Reservoir.....			★15"	V-6 3.0 L ENG.					
1992-1991				Pressure				91606	
4-CYL. 2.4 L ENG. (CANADA)				Reservoir			✦		
Pressure; W/FWD		71774		Return			★15"		
Return - Cooler To Pipe.....			★10"	PICKUP					
Return - Pipe To Reservoir.....			★15"	1995					
BUSES				4-CYL. 2.4 L ENG.					
4-CYL. 2.4 L ENG. (CANADA)				Pressure; W/2WD.....				91692	
Return - Cooler To Pipe.....			★10"	Pressure; W/4WD.....		91856			
Return - Pipe To Reservoir.....			★15"	Reservoir			✦12"		
HOSE NUMERICAL				Return - From Gear; W/4WD				★16"	
1990				Return - Gear To Pipe; W/2WD				★11"	
4-CYL. 2.4 L ENG.				Return - Pipe To Reservoir; W/2WD.....				★16"	
Pressure; W/2WD.....		71774		V-6 3.0 L ENG.					
Return - Cooler To Pipe.....			★10"	Pressure; W/2WD.....		91604			
Return - Pipe To Reservoir.....			★15"	Pressure; W/4WD.....		91857			
REPAIR KITS				Reservoir; W/4WD.....				✦13"	
PATHFINDER				Return - Gear To Pipe; W/2WD				★10"	
1995-1993				Return - Gear To Pipe; W/4WD				★8"	
V-6 3.0 L ENG.				Return - Pipe To Reservoir; W/2WD.....			★12"		
Pressure		91857		Return - Pipe To Reservoir; W/4WD.....			★		
Return - Gear To Pipe.....			★10"	1994					
Return - Pipe To Reservoir.....			★13"	4-CYL. 2.4 L ENG.					
KIT NUMERICAL				Pressure; W/2WD.....				91692	
1992-1991				Pressure; W/4WD.....		91856			
V-6 3.0 L ENG.				Reservoir			✦12"		
Pressure		91758		Return - From Gear; W/4WD			★16"		
Return - Gear To Pipe.....			★13"	Return - Gear To Pipe; W/2WD			★11"		
Return - Pipe To Reservoir.....			★13"	Return - Pipe To Reservoir; W/2WD.....			★16"		

* Cut From C.P.E. 3/8" I.D. Hose: 71350 (48"), 81352 (25').

† Cut From S.A.E. 11/32" I.D. Hose: 80062 (12"), 80063 (24"), 80064 (36"), 81353 (25').

★ Cut From S.A.E. 3/8" I.D. Hose: 71224 (24"), 71236 (36"), 71206 (48"), 81206 (25'). May Also Use 3/8" C.P.E.

✦ Cut From S.A.E. 5/8" I.D. Hose: 71351 (36').

□ Cut From 1/2" I.D. Suction Hose: 71296 (36"), 81354 (10').

✦ Cut From 5/8" I.D. Suction Hose: 71207 (42"), 81355 (10').

✦ Cut From 3/4" I.D. Suction Hose: 71297 (36"), 81356 (10').

☆ See Page A14 For Pump or Gear Identification.

◎ Two Required.

③ Three Required.

④ Four Required.

✦ Cut To Fit.

◎ Replaces Both Upper and Lower Hose.

▲ 252660 Adaptor Required For Some Models.

✦ See Page A6 For Installation Procedure.

Power Steering Hose for Light Trucks

Application	Assembly Number	Multi-Use Hose	End Fitting	Application	Assembly Number	Multi-Use Hose	End Fitting
NISSAN - Continued				NISSAN - Continued			
PICKUP - Continued				PICKUP - Continued			
1994 - Continued				1986			
V-6 3.0 L ENG.				4-CYL. 2.4 L ENG.; 4-CYL. 2.5 L DIESEL ENG.			
Pressure; W/2WD.....	91604			Pressure; W/2WD; Early.....	91873		
Pressure; W/4WD.....	91857			Pressure; W/2WD; Late.....	91603		
Reservoir; W/2WD.....		⇄13"		Pressure; W/4WD; Early.....	91546		
Reservoir; W/4WD.....		⇄		Pressure; W/4WD; Late.....	91605		
Return - Gear To Pipe; W/2WD.....		★10"		Reservoir.....		⇄13"	
Return - Gear To Pipe; W/4WD.....		★13"		Return - Gear To Pipe; W/2WD; Late....		★10"	
Return - Pipe To Reservoir; W/2WD.....		★12"		Return - Gear To Reservoir; Early.....		★20"	
Return - Pipe To Reservoir; W/4WD.....		★15"		Return - Gear To Reservoir; Late; W/4WD.....		★14"	
1993-1990				Return - Pipe To Reservoir; W/2WD; Late.....			
4-CYL. 2.4 L ENG.							
Pressure; W/2WD.....	91692			V-6 3.0 L ENG.			
Pressure; W/4WD.....	91693			Pressure; W/2WD.....	91604		
Reservoir.....		⇄12"		Pressure; W/4WD.....	91606		
Return - From Gear; W/4WD.....		★18"		Reservoir.....		⇄	
Return - Gear To Pipe; W/2WD.....		★11"		Return; W/4WD.....		★13"	
Return - Pipe To Reservoir; W/2WD.....		★16"		Return - Gear To Pipe; W/2WD.....		★10"	
V-6 3.0 L ENG.				Return - Pipe To Reservoir; W/2WD.....			
Pressure; W/2WD.....	91604			1985			
Pressure; W/4WD.....	91757			4-CYL. 2.4 L ENG.			
Reservoir.....		⇄		Pressure; W/2WD.....	91873		
Return - Gear To Pipe; W/2WD.....		★10"		Pressure; W/4WD.....	91546		
Return - Gear To Pipe; W/4WD.....		★13"		Return.....		★20"	
Return - Pipe To Reservoir; W/2WD.....		★12"		1984			
Return - Pipe To Reservoir; W/4WD.....		★15"		4-CYL. 2.0 L ENG.; 4-CYL. 2.4 L ENG.			
1989-1988				Pressure; W/2WD.....			
4-CYL. 2.4 L ENG.				Pressure; W/4WD.....			
Pressure; W/2WD.....	91603			Return.....		★20"	
Pressure; W/4WD.....	91605			1983			
Reservoir; W/2WD.....		⇄13"		4-CYL. 2.0 L ENG.; 4-CYL. 2.2 L ENG.; 4-CYL. 2.2 L DIESEL ENG.			
Reservoir; W/4WD.....		⇄12"		Pressure.....	91543		
Return - From Gear; W/4WD.....		★14"		Return.....		★22"	
Return - Gear To Pipe; W/2WD.....		★10"		4-CYL. 2.4 L ENG.			
Return - Pipe To Reservoir; W/2WD.....		★13"		Pressure; W/2WD.....	91873		
V-6 3.0 L ENG.				Pressure; W/4WD; Late.....			
Pressure; W/2WD.....	91604			Return - Gear To Reservoir; W/4WD.....		★19"	
Pressure; W/4WD.....	91606			4-CYL. 2.5 L DIESEL ENG.			
Reservoir.....		⇄		Reservoir; W/2WD.....		★13"	
Return - From Gear; W/4WD.....		★14"		Return; W/2WD.....		★23"	
Return - Gear To Pipe; W/2WD.....		★10"		1982-1981			
Return - Pipe To Reservoir; W/2WD.....		★12"		4-CYL. 2.2 L ENG.			
1987				Pressure.....			
4-CYL. 2.4 L ENG.; 4-CYL. 2.5 L DIESEL ENG. (CANADA)				Return.....			
Pressure; W/2WD.....	91603			4-CYL. 2.2 L DIESEL ENG.			
Pressure; W/4WD.....	91605			Return.....		★23"	
Reservoir; W/2WD.....		⇄13"		QUEST			
Reservoir; W/4WD.....		⇄12"		1995-1993			
Return - From Gear; W/4WD.....		★14"		V-6 3.0 L ENG.			
Return - Gear To Pipe; W/2WD.....		★10"		Pressure.....	80099		
Return - Pipe To Reservoir; W/2WD.....		★13"		Return - Cooler To Pipe.....		★8"	
V-6 3.0 L ENG.				Return - Gear To Pipe.....			
Pressure; W/2WD.....	91604			Return - Pipe To Cooler.....		★6"	
Pressure; W/4WD.....	91606			Return - Pipe To Pipe; W/Cooler.....		★6"	
Reservoir.....		⇄					
Return - From Gear; W/4WD.....		★14"					
Return - Gear To Pipe; W/2WD.....		★10"					
Return - Pipe To Reservoir; W/2WD.....		★12"					

* Cut From C.P.E. 3/8" I.D. Hose: 71350 (48"), 81352 (25").
 † Cut From S.A.E. 11/32" I.D. Hose: 80062 (12"), 80063 (24"), 80064 (36"), 81353 (25").
 ★ Cut From S.A.E. 3/8" I.D. Hose: 71224 (24"), 71236 (36"), 71206 (48"), 81206 (25"). May Also Use 3/8" C.P.E.
 ♣ Cut From S.A.E. 5/8" I.D. Hose: 71351 (36").
 □ Cut From 1/2" I.D. Suction Hose: 71296 (36"), 81354 (10').
 ⇄ Cut From 5/8" I.D. Suction Hose: 71207 (42"), 81355 (10').
 * Cut From 3/4" I.D. Suction Hose: 71297 (36"), 81356 (10').
 ☆ See Page A14 For Pump or Gear Identification.

② Two Required.
 ③ Three Required.
 ④ Four Required.
 < Cut To Fit.
 ♣ Replaces Both Upper and Lower Hose.
 ▲ 252660 Adaptor Required For Some Models.
 ♣ See Page A6 For Installation Procedure.

SYSTEM PUMP & GEAR IDENT.

SYSTEM & COMPONENT IDENT.

PASS. CARS

LIGHT TRUCKS

MEDIUM/HEAVY TRUCKS

BUSES

HOSE NUMERICAL

REPAIR KITS

KIT NUMERICAL

ILLUSTRATIONS

Power Steering Hose for Light Trucks

	Application	Assembly Number	Multi-Use Hose	End Fitting	Application	Assembly Number	Multi-Use Hose	End Fitting	
SYSTEM PUMP & GEAR IDENT.	NISSAN - Continued				PLYMOUTH				
	QUEST - Continued				ARROW PICKUP				
	1995-1993 - Continued				1982-1980				
	V-6 3.0 L ENG. - Continued				4-CYL. 2.0 L ENG.				
	Return - Pipe To Reservoir; W/Cooler...		★8"		Pressure	91626			
SYSTEM & COMPONENT IDENT.	VAN					Reservoir		☐	
	1988-1987					Return		★20"	
	4-CYL. 2.4 L ENG.					4-CYL. 2.6 L ENG.			
	Pressure - From Pump	71871			Pressure	91626			
	Pressure - To Gear	71870			Reservoir		☐		
	Return - Gear To Pipe		★3"		Return	☞91617			
	Return - Pipe To Pipe		★4"		B SERIES VAN				
	Return - Pipe To Reservoir		★6"		1983-1980				
PASS. CARS	720 PICKUP				6-CYL. 3.7 L ENG.; V-8 5.2 L ENG.; V-8 5.9 L ENG.				
	1980					Pressure - From Pump; Conventional System	71135		
	4-CYL. 2.0 L ENG.					Pressure - Hydroboost To Gear; Hydroboost System	91495		
	Pressure	91543			Pressure - Pump To Hydroboost; Hydroboost System	71135			
LIGHT TRUCKS			★22"		Pressure - To Gear; Conventional System	80190			
	OLDSMOBILE					Reservoir; Conventional System		❖	
	BRAVADA					Return - Gear To Pump; Hydroboost System		★	
	1994-1991					Return - Hydroboost To Pump; Hydroboost System		★	
	V-6 4.3 L ENG.					Return - To Pump; Conventional System		★32"	
	Pressure	71404			1979				
	Return; W/O Cooler		*16"		6-CYL. 225 ENG.				
	Return - Cooler To Pump		*36"		Pressure - From Pump; Conventional System	71134			
	Return - Gear To Cooler		*30"		Pressure - Pump To Hydroboost; Hydroboost System	71135			
MEDIUM/HEAVY TRUCKS	SILHOUETTE					Pressure - To Gear; Conventional System	80190		
	1995					Return - Gear To Pump; Hydroboost System		★	
	V-6 3.8 L ENG.					Return - Hydroboost To Pump; Hydroboost System		★	
	Pressure	91710			Return - To Pump; Conventional System		★24"	39859	
	Return - Cooler To Pump		*24"		V-8 318 ENG.; V-8 360 ENG.				
	Return - From Gear; W/Cooler	91939			Pressure - From Pump; Conventional System	71134			
BUSES	1994-1992					Pressure - Pump To Hydroboost; Hydroboost System	71135		
	V-6 3.1 L ENG.					Pressure - To Gear; Conventional System	80190		
	Pressure	91674			Return - Gear To Pump; Hydroboost System		★		
	Return - Cooler To Pipe		*12"		Return - Hydroboost To Pump; Hydroboost System		★		
	Return - Gear To Cooler		*11"		Return - To Pump; Conventional System		★24"		
	Return - Pipe To Pump; W/Cooler		*3"		1978				
HOSE NUMERICAL	V-6 3.8 L ENG.					6-CYL. 225 ENG.; V-8 400 ENG.; V-8 440 ENG.			
	Pressure	91710			Pressure	70940			
	Return - Cooler To Pump		*24"		Return		★26"		
	Return - From Gear; W/Cooler	91939			1991-1990				
REPAIR KITS	1991-1990					V-6 3.1 L ENG.			
	Pressure	91674			Pressure	91674			
	Return - Cooler To Pipe		*12"		Return - Cooler To Pipe		*12"		
	Return - Gear To Cooler		*11"		Return - Gear To Cooler		*11"		
	Return - Pipe To Pump; W/Cooler		*3"		Return - Pipe To Pump; W/Cooler		*3"		
KIT NUMERICAL	1991-1990					1991-1990			
	Pressure	91674			Pressure	91674			
	Return - Cooler To Pipe		*12"		Return - Cooler To Pipe		*12"		
	Return - Gear To Cooler		*11"		Return - Gear To Cooler		*11"		
	Return - Pipe To Pump; W/Cooler		*3"		Return - Pipe To Pump; W/Cooler		*3"		
ILLUSTRATIONS	<ul style="list-style-type: none"> * Cut From C.P.E. 3/8" I.D. Hose: 71350 (48"), 81352 (25'). † Cut From S.A.E. 11/32" I.D. Hose: 80062 (12"), 80063 (24"), 80064 (36"), 81353 (25'). ★ Cut From S.A.E. 3/8" I.D. Hose: 71224 (24"), 71236 (36"), 71206 (48"), 81206 (25'). May Also Use 3/8" C.P.E. ♣ Cut From S.A.E. 5/8" I.D. Hose: 71351 (36"). ☐ Cut From 1/2" I.D. Suction Hose: 71296 (36"), 81354 (10'). ❖ Cut From 5/8" I.D. Suction Hose: 71207 (42"), 81355 (10'). * Cut From 3/4" I.D. Suction Hose: 71297 (36"), 81356 (10'). ☆ See Page A14 For Pump or Gear Identification. 				<ul style="list-style-type: none"> ② Two Required. ③ Three Required. ④ Four Required. ☞ Cut To Fit. ♣ Replaces Both Upper and Lower Hose. ▲ 252660 Adaptor Required For Some Models. ❖ See Page A6 For Installation Procedure. 				

Power Steering Hose for Light Trucks

Application	Assembly Number	Multi-Use Hose	End Fitting	Application	Assembly Number	Multi-Use Hose	End Fitting
PLYMOUTH - Continued				PLYMOUTH - Continued			
B SERIES VAN - Continued				GRAND VOYAGER - Continued			
1978 - Continued				1990			
V-8 318 ENG.; V-8 360 ENG.				V-6 3.3 L ENG.			
Pressure; W/A.P.....	71035			Pressure	91675		
Pressure; W/O A.P.....	71036			Reservoir		✦11"	
Return		★26"		Return		★12"	
1977				1989-1988			
6-CYL. 225 ENG.				4-CYL. 2.5 L ENG.			
Pressure	70940			Pressure	91650		
Return		★36"		Return		★10"	
V-8 318 ENG.; V-8 360 ENG.; V-8 400 ENG.; V-8 440 ENG.				V-6 3.0 L ENG.			
Pressure	71036			Pressure	91644		
Return		★36"		Return		★13"	
1976				1987			
6-CYL. 225 ENG.; V-8 318 ENG.; V-8 360 ENG.				4-CYL. 2.2 L ENG.			
Pressure	70934			Pressure	91476		
Return		★36"		Return		★10"	
V-8 400 ENG.; V-8 440 ENG.				V-6 3.0 L ENG.			
Pressure	71036			Pressure	91644		
Return		★30"		Return		★13"	
1975-1974				SCAMP PICKUP			
6-CYL. 225 ENG.; V-8 318 ENG.; V-8 360 ENG.				1983			
Pressure	70934			4-CYL. 2.2 L ENG.			
Return		★36"		Pressure	91476		
GRAND VOYAGER				Return			
1995-1994				★10"			
V-6 3.0 L ENG.				TRAILDUSTER			
Pressure	91644			1981			
Return		★13"		V-8 5.2 L ENG.; V-8 5.9 L ENG.			
V-6 3.3 L ENG.; V-6 3.8 L ENG.				Pressure			
Pressure; W/AWD	91734			71133			
Pressure; W/FWD	91675			Return		★17"	
Reservoir		✦11"		1980			
Return; W/AWD		★16"		6-CYL. 3.7 L ENG.			
Return; W/FWD		★12"		Pressure	71151		
1993-1992				Return			
V-6 3.0 L ENG.				★18"			
Pressure	91644			V-8 5.2 L ENG.; V-8 5.9 L ENG.			
Return		★13"		Pressure; W/O Snow Plow Pkg.....	71133		
V-6 3.3 L ENG.				Pressure; W/Snow Plow Pkg.....			
Pressure; W/AWD	91734			71132			
Pressure; W/FWD	91675			Return		★17"	
Reservoir		✦11"		1979			
Return; W/AWD		★16"		6-CYL. 225 ENG.			
Return; W/FWD		★12"		Pressure; W/2WD.....	70930		
1991				Pressure; W/4WD.....			
V-6 3.3 L ENG.				71046			
Pressure; W/AWD	91734			Return; W/2WD	✦70979	★18"	39135
Pressure; W/FWD	91675			Return; W/4WD	✦70551	★23"	39135
Reservoir		✦11"		V-8 318 ENG.; V-8 360 ENG.			
Return; W/AWD		★16"		Pressure; W/2WD.....	70930		
Return; W/FWD		★12"		Pressure; W/4WD; W/O Snow Plow			
1990				Pkg.			
V-6 3.3 L ENG.				71048			
Pressure; W/AWD	91734			Pressure; W/4WD; W/Snow Plow Pkg. ..	71053		
Pressure; W/FWD	91675			Return; W/2WD	✦70979	★18"	39135
Reservoir		✦11"		Return; W/4WD	✦70551	★23"	39135
Return; W/AWD		★16"					
Return; W/FWD		★12"					

* Cut From C.P.E. 3/8" I.D. Hose: 71350 (48"), 81352 (25").
 † Cut From S.A.E. 11/32" I.D. Hose: 80062 (12"), 80063 (24"), 80064 (36"), 81353 (25").
 ★ Cut From S.A.E. 3/8" I.D. Hose: 71224 (24"), 71236 (36"), 71206 (48"), 81206 (25"). May Also Use 3/8" C.P.E.
 ✦ Cut From S.A.E. 5/8" I.D. Hose: 71351 (36").
 □ Cut From 1/2" I.D. Suction Hose: 71296 (36"), 81354 (10").
 ✧ Cut From 5/8" I.D. Suction Hose: 71207 (42"), 81355 (10").
 ✨ Cut From 3/4" I.D. Suction Hose: 71297 (36"), 81356 (10").
 ☆ See Page A14 For Pump or Gear Identification.

② Two Required.
 ③ Three Required.
 ④ Four Required.
 ✦ Cut To Fit.
 ✧ Replaces Both Upper and Lower Hose.
 ▲ 252660 Adaptor Required For Some Models.
 ✨ See Page A6 For Installation Procedure.

SYSTEM PUMP & GEAR IDENT.

SYSTEM & COMPONENT IDENT.

PASS. CARS

LIGHT TRUCKS

MEDIUM/HEAVY TRUCKS

BUSES

HOSE NUMERICAL

REPAIR KITS

KIT NUMERICAL

ILLUSTRATIONS

Power Steering Hose for Light Trucks

	Application	Assembly Number	Multi-Use Hose	End Fitting	Application	Assembly Number	Multi-Use Hose	End Fitting
SYSTEM PUMP & GEAR IDENT.	PLYMOUTH - Continued				PLYMOUTH - Continued			
SYSTEM & COMPONENT IDENT.	TRAILDUSTER - Continued				TRAILDUSTER - Continued			
PASS. CARS	1978				1976 - Continued			
	6-CYL. 225 ENG.				V-8 400 ENG.; V-8 440 ENG. - Continued			
	Pressure; W/2WD.....	70930			Return; W/4WD; W/Snow Plow Pkg.....	≠70551	★30"	39135
	Pressure; W/4WD.....	71046						
	Return; W/2WD.....	≠70979	★18"	39135				
	Return; W/4WD.....	≠70551	★23"	39135				
	V-8 318 ENG.; V-8 360 ENG.				1975			
	Pressure; W/2WD.....	70930			6-CYL. 225 ENG.			
	Pressure; W/4WD; W/O Snow Plow Pkg.....	71048			Pressure; W/2WD.....	70932		
	Return; W/2WD.....	≠70979	★18"	39135	Return; W/2WD.....	≠70979	★32"	39135
	Return; W/4WD.....	≠70551	★23"	39135	Return; W/4WD; W/O Snow Plow Pkg..		★32"	
	V-8 400 ENG.; V-8 440 ENG.				V-8 318 ENG.; V-8 360 ENG.			
	Pressure; W/2WD.....	70930			Pressure; W/2WD.....	70932		
	Pressure; W/4WD; W/O Snow Plow Pkg.....	71048			Pressure; W/4WD; W/O Snow Plow Pkg.....	70933		
	Return; W/2WD.....	≠70979	★18"	39135	Return; W/4WD; W/Snow Plow Pkg..	70935		
	Return; W/4WD.....	≠70551	★23"	39135	Return; W/2WD.....	≠70979	★32"	39859
	1977							
	6-CYL. 225 ENG.							
	Pressure; W/2WD.....	70930			Return; W/4WD; W/O Snow Plow Pkg..	≠70551	★18"	39135
	Return; W/2WD.....	≠70979	★32"	39135	Return; W/4WD; W/Snow Plow Pkg.....	≠70551	★30"	39135
	Return; W/4WD.....		★32"					
	V-8 318 ENG.; V-8 360 ENG.				V-8 400 ENG.; V-8 440 ENG.			
	Pressure; W/2WD.....	70930			Pressure; W/2WD.....	70932		
	Pressure; W/4WD; W/O Snow Plow Pkg.....	70933			Pressure; W/4WD; W/O Snow Plow Pkg.....	70933		
	Return; W/2WD.....	≠70979	★32"	39859	Return; W/4WD; W/Snow Plow Pkg..	70935		
	Return; W/4WD; W/O Snow Plow Pkg..	≠70551	★32"	39135	Return; W/2WD.....	≠70979	★32"	39135
	Return; W/4WD; W/Snow Plow Pkg.....	≠70551	★30"	39135	Return; W/4WD; W/O Snow Plow Pkg..	≠70551	★18"	39135
	V-8 400 ENG.; V-8 440 ENG.							
	Pressure; W/2WD.....	70930			Return; W/4WD; W/Snow Plow Pkg.....	≠70551	★30"	39135
	Pressure; W/4WD; W/O Snow Plow Pkg.....	71034						
	Return; W/2WD.....	≠70979	★24"	39859				
	Return; W/4WD; W/O Snow Plow Pkg..	≠70551	★18"	39135				
	Return; W/4WD; W/Snow Plow Pkg.....	≠70551	★					
	1976				V-8 400 ENG.; V-8 440 ENG.			
	6-CYL. 225 ENG.				Pressure; W/2WD.....			
	Pressure; W/2WD.....	70932			Pressure; W/2WD.....	70930		
	Return; W/2WD.....	≠70979	★32"	39135	Pressure; W/4WD; W/O Snow Plow Pkg.....	70933		
	Return; W/4WD; W/O Snow Plow Pkg..		★32"		Return; W/4WD; W/Snow Plow Pkg..	71034		
	V-8 318 ENG.; V-8 360 ENG.							
	Pressure; W/2WD.....	70932			Return; W/2WD.....	≠70979	★32"	39859
	Return; W/2WD.....	≠70979	★32"	39135	Return; W/4WD; W/O Snow Plow Pkg..	≠70551	★18"	39135
	Return; W/4WD; W/O Snow Plow Pkg..	≠70551	★30"	39135	Return; W/4WD; W/Snow Plow Pkg.....	≠70551	★30"	39135
	V-8 400 ENG.; V-8 440 ENG.				V-8 400 ENG.; V-8 440 ENG.			
	Pressure; W/2WD.....	70930			Pressure; W/2WD.....	70930		
	Pressure; W/4WD; W/O Snow Plow Pkg.....	70933			Pressure; W/4WD; W/O Snow Plow Pkg.....	70933		
	Return; W/2WD.....	≠70979	★32"	39859	Return; W/4WD; W/Snow Plow Pkg..	71034		
	Return; W/4WD; W/O Snow Plow Pkg..	≠70551	★18"	39135	Return; W/2WD.....	≠70979	★24"	39859
	Return; W/4WD; W/Snow Plow Pkg.....	≠70551	★		Return; W/4WD; W/O Snow Plow Pkg..	≠70551	★18"	39135
	1976							
	6-CYL. 225 ENG.							
	Pressure; W/2WD.....	70932			Return; W/4WD; W/Snow Plow Pkg.....	≠70551	★30"	39135
	Return; W/2WD.....	≠70979	★32"	39135				
	Return; W/4WD; W/O Snow Plow Pkg..		★32"					
	V-8 318 ENG.; V-8 360 ENG.				VOYAGER			
	Pressure; W/2WD.....	70932			1995-1994			
	Pressure; W/4WD; W/O Snow Plow Pkg.....	70933			4-CYL. 2.5 L ENG.			
	Return; W/2WD.....	≠70979	★32"	39859	Pressure.....	91650		
	Return; W/4WD; W/O Snow Plow Pkg..	≠70551	★18"	39135	Return.....		★10"	
	Return; W/4WD; W/Snow Plow Pkg.....	≠70551	★30"	39135				
	V-8 400 ENG.; V-8 440 ENG.							
	Pressure; W/2WD.....	70930			V-6 3.0 L ENG.			
	Pressure; W/4WD; W/O Snow Plow Pkg.....	70933			Pressure.....	91644		
	Return; W/2WD.....	≠70979	★24"	39859	Return.....		★13"	
	Return; W/4WD; W/O Snow Plow Pkg..	≠70551	★18"	39135				
	1976							
	6-CYL. 225 ENG.							
	Pressure; W/2WD.....	70932			V-6 3.3 L ENG.			
	Return; W/2WD.....	≠70979	★32"	39135	Pressure.....	91675		
	Return; W/4WD; W/O Snow Plow Pkg..		★32"		Reservoir.....		◆11"	
	V-8 318 ENG.; V-8 360 ENG.							
	Pressure; W/2WD.....	70932			Return.....		◆12"	
	Pressure; W/4WD; W/O Snow Plow Pkg.....	70933						
	Return; W/2WD.....	≠70979	★32"	39859				
	Return; W/4WD; W/O Snow Plow Pkg..	≠70551	★18"	39135				
	Return; W/4WD; W/Snow Plow Pkg.....	≠70551	★30"	39135				

ILLUSTRATIONS

* Cut From C.P.E. 3/8" I.D. Hose: 71350 (48"), 81352 (25").
 † Cut From S.A.E. 11/32" I.D. Hose: 80062 (12"), 80063 (24"), 80064 (36"), 81353 (25").
 ★ Cut From S.A.E. 3/8" I.D. Hose: 71224 (24"), 71236 (36"), 71206 (48"), 81206 (25"). May Also Use 3/8" C.P.E.
 ◆ Cut From S.A.E. 5/8" I.D. Hose: 71351 (36").
 □ Cut From 1/2" I.D. Suction Hose: 71296 (36"), 81354 (10').
 ◆ Cut From 5/8" I.D. Suction Hose: 71207 (42"), 81355 (10').
 * Cut From 3/4" I.D. Suction Hose: 71297 (36"), 81356 (10').
 ☆ See Page A14 For Pump or Gear Identification.

② Two Required.
 ③ Three Required.
 ④ Four Required.
 ≠ Cut To Fit.
 ◆ Replaces Both Upper and Lower Hose.
 ▲ 252660 Adaptor Required For Some Models.
 ◆ See Page A6 For Installation Procedure.

Power Steering Hose for Light Trucks

Application	Assembly Number	Multi-Use Hose	End Fitting	Application	Assembly Number	Multi-Use Hose	End Fitting	
PLYMOUTH - Continued				PONTIAC - Continued				SYSTEM PUMP & GEAR IDENT.
VOYAGER - Continued				TRANS SPORT - Continued				
1993-1991				1991-1990				SYSTEM & COMPONENT IDENT.
4-CYL. 2.5 L ENG.				V-6 3.1 L ENG.				
Pressure	91650			Pressure	91674			
Return		★10"		Return - Cooler To Pipe		★12"		
V-6 3.0 L ENG.				Return - Gear To Cooler				★11"
Pressure	91644			Return - Pipe To Pump; W/Cooler		★3"		
Return		★13"		SUZUKI				
V-6 3.3 L ENG.				SIDEKICK				
Pressure; W/AWD	91734			1995-1992				
Pressure; W/FWD	91675			4-CYL. 1.6 L ENG.				
Reservoir		⊕11"		Pressure	71661			
Return; W/AWD		★16"		Reservoir		♣		
Return; W/FWD		★12"		Return		★7"		
1990-1988				1991-1989				PASS. CARS
4-CYL. 2.5 L ENG.				4-CYL. 1.6 L ENG.				
Pressure	91650			Pressure	71661			
Return		★10"		Return		★7"		
V-6 3.0 L ENG.				1991-1989				LIGHT TRUCKS
Pressure	91644			4-CYL. 1.6 L ENG.				
Return		★13"		Pressure	71661			
1987				Return				★7"
4-CYL. 2.2 L ENG.				TOYOTA				
Pressure	91476			LAND CRUISER				
Return		★10"		1995-1993				
4-CYL. 2.5 L ENG.; 4-CYL. 2.6 L ENG.				6-CYL. 4.5 L ENG.				
Pressure	91650			Pressure	92013			
Return		★10"		Reservoir		⊕12"		
V-6 3.0 L ENG.				Return - Cooler To Reservoir				★18"
Pressure	91644			Return - Gear To Cooler		★10"		
Return		★13"		1992-1991				
1986				6-CYL. 4.0 L ENG.				
4-CYL. 2.2 L ENG.				Pressure				91760
Pressure	91476			Return - Gear To Cooler		★10"		
Return		★10"		1990				
4-CYL. 2.6 L ENG.				6-CYL. 4.0 L ENG.				
Pressure; May 1 & Older	91476			Pressure	91760			
Pressure; May 2 & Newer	91650			Return - Cooler To Reservoir		★24"		
Return		★10"		Return - Gear To Cooler		★10"		
1985-1984				1989-1988				HOSE NUMERICAL
4-CYL. 2.2 L ENG.; 4-CYL. 2.6 L ENG.				6-CYL. 4.0 L ENG.				
Pressure	91476			Pressure	91698			
Return		★10"		Return - Cooler To Reservoir		★24"		
PONTIAC				Return - Gear To Cooler				★12"
TRANS SPORT				1987-1986				REPAIR KITS
1995-1992				4-CYL. 3.4 L DIESEL ENG. (CANADA); 6-CYL. 4.0 L DIESEL				
V-6 3.1 L ENG.				ENG. (CANADA)				
Pressure	91674			Return - Cooler To Reservoir		★20"		
Return - Cooler To Pipe		★12"		Return - Gear To Cooler		★10"		
Return - Gear To Cooler		★11"		6-CYL. 4.2 L ENG.				
Return - Pipe To Pump; W/Cooler		★3"		Pressure	71210			
V-6 3.8 L ENG.				Return - Cooler To Reservoir				★20"
Pressure	91710			Return - Gear To Cooler		★10"		
Return - Cooler To Pump		★24"		1985-1984				
Return - From Gear; W/Cooler	91939			4-CYL. 2.2 L ENG.; 4-CYL. 2.6 L ENG.				

★ Cut From C.P.E. 3/8" I.D. Hose: 71350 (48"), 81352 (25").

† Cut From S.A.E. 11/32" I.D. Hose: 80062 (12"), 80063 (24"), 80064 (36"), 81353 (25").

★ Cut From S.A.E. 3/8" I.D. Hose: 71224 (24"), 71236 (36"), 71206 (48"), 81206 (25"). May Also Use 3/8" C.P.E.

♣ Cut From S.A.E. 5/8" I.D. Hose: 71351 (36").

□ Cut From 1/2" I.D. Suction Hose: 71296 (36"), 81354 (10').

⊕ Cut From 5/8" I.D. Suction Hose: 71207 (42"), 81355 (10').

★ Cut From 3/4" I.D. Suction Hose: 71297 (36"), 81356 (10').

☆ See Page A14 For Pump or Gear Identification.

Ⓜ Two Required.

Ⓝ Three Required.

Ⓞ Four Required.

⊕ Cut To Fit.

♣ Replaces Both Upper and Lower Hose.

▲ 252660 Adaptor Required For Some Models.

♣ See Page A6 For Installation Procedure.

ILLUSTRATIONS

Power Steering Hose for Light Trucks

	Application	Assembly Number	Multi-Use Hose	End Fitting	Application	Assembly Number	Multi-Use Hose	End Fitting
SYSTEM PUMP & GEAR IDENT.	TOYOTA - Continued				TOYOTA - Continued			
SYSTEM & COMPONENT IDENT.	LAND CRUISER - Continued				PICKUP - Continued			
PASS. CARS	1985-1982				1990 - Continued			
	4-CYL. 3.4 L DIESEL ENG. (CANADA)				V-6 3.0 L ENG.			
	Return - Cooler To Reservoir.....		★20"		Pressure; W/4WD; W/O Anti-Lock Brake System.....	91679		
	Return - Gear To Cooler.....		★10"		Pressure; W/RWD; W/O Anti-Lock Brake System.....	91682		
	6-CYL. 4.2 L ENG.				Pressure - From Pump; W/4WD; W/Anti-Lock Brake System.....			
	Pressure.....	71210			Pressure - From Pump; W/RWD; W/Anti-Lock Brake System.....	80153		
	Return - Cooler To Reservoir.....		★20"		Pressure - To Gear; W/4WD; W/Anti-Lock Brake System.....	91764		
	Return - Gear To Cooler.....		★10"		Pressure - To Gear; W/RWD; W/Anti-Lock Brake System.....	91908		
LIGHT TRUCKS	PICKUP				Return - Anti-Lock Brake Box To Reservoir; W/RWD.....			
	1995-1991				Return - Gear To Pipe; W/4WD; W/Anti-Lock Brake System.....			
	4-CYL. 2.4 L ENG.				Return - Gear To Pipe; W/4WD; W/O Anti-Lock Brake System.....			
	Pressure; W/2WD; W/O Anti-Lock Brake System.....	92045			Return - Gear To Pipe; W/RWD; W/Anti-Lock Brake System.....	★16"		
	Pressure; W/4WD; W/O Anti-Lock Brake System.....	91681			Return - Gear To Pipe; W/RWD; W/O Anti-Lock Brake System.....	★16"		
	Return - Cooler To Reservoir; W/O Anti-Lock Brake System.....		★18"		Return - Pipe To Reservoir; W/4WD; W/Anti-Lock Brake System.....	★14"		
	Return - Gear To Cooler; W/O Anti-Lock Brake System.....		★10"		Return - Pipe To Reservoir; W/4WD; W/O Anti-Lock Brake System.....	★9"		
	V-6 3.0 L ENG.				Return - Pipe To Reservoir; W/4WD; W/Anti-Lock Brake System.....			
	Pressure; W/4WD; W/O Anti-Lock Brake System.....	91679			Return - Pipe To Reservoir; W/4WD; W/O Anti-Lock Brake System.....	★7"		
	Pressure; W/RWD; W/O Anti-Lock Brake System.....	91682			Return - Pipe To Reservoir; W/4WD; W/O Anti-Lock Brake System.....	★24"		
MEDIUM/HEAVY TRUCKS					Return - Pipe To Reservoir; W/4WD; W/O Anti-Lock Brake System.....	★20"		
	Pressure - From Pump; W/4WD; W/Anti-Lock Brake System.....	71877			1989			
	Pressure - From Pump; W/RWD; W/Anti-Lock Brake System.....	80153			4-CYL. 2.4 L ENG.			
	Pressure - To Gear; W/4WD; W/Anti-Lock Brake System.....	91764			Pressure; W/4WD; W/O Anti-Lock Brake System.....	91681		
	Pressure - To Gear; W/RWD; W/Anti-Lock Brake System.....	91908			Pressure; W/Carb.; W/2WD; W/O Anti-Lock Brake System.....	91895		
BUSES	Return - Anti-Lock Brake System To Reservoir; W/4WD.....		★24"		Pressure; W/Fuel Inj.; W/2WD; W/O Anti-Lock Brake System.....	92045		
	Return - Anti-Lock Brake System To Reservoir; W/RWD.....		★16"		Return - Cooler To Reservoir; W/O Anti-Lock Brake System; W/4WD.....		★18"	
	Return - Gear To Anti-Lock Brake System; W/RWD.....		★9"		Return - Gear To Cooler; W/O Anti-Lock Brake System; W/4WD.....		★10"	
	Return - Gear To Pipe; W/4WD; W/Anti-Lock Brake System.....		★16"		V-6 3.0 L ENG.			
	Return - Gear To Pipe; W/4WD; W/O Anti-Lock Brake System.....		★14"		Pressure; W/4WD; W/O Anti-Lock Brake System.....	91679		
	Return - Gear To Pipe; W/RWD; W/O Anti-Lock Brake System.....		★9"		Pressure; W/RWD; W/O Anti-Lock Brake System.....	91682		
	Return - Pipe To Reservoir; W/4WD; W/O Anti-Lock Brake System.....		★20"		Return - Gear To Pipe; W/4WD; W/O Anti-Lock Brake System.....		★14"	
	Return - Pipe To Reservoir; W/RWD; W/O Anti-Lock Brake System.....		★16"		Return - Gear To Pipe; W/RWD; W/O Anti-Lock Brake System.....		★9"	
	1990				Return - Pipe To Reservoir; W/4WD; W/O Anti-Lock Brake System.....			
	4-CYL. 2.4 L ENG.				1988			
	Pressure; W/4WD; W/O Anti-Lock Brake System.....	91681			4-CYL. 2.4 L ENG.			
	Pressure; W/Carb.; W/2WD; W/O Anti-Lock Brake System.....	91895			Pressure; W/2WD; W/O Turbo.....	91596		
	Pressure; W/Fuel Inj.; W/2WD; W/O Anti-Lock Brake System.....	92045			Pressure; W/4WD; W/O Turbo.....	91645		
	Return - Cooler To Reservoir; W/O Anti-Lock Brake System.....		★18"		Return - Cooler To Reservoir; W/2WD; W/O Turbo.....		★19"	
	Return - Gear To Cooler; W/O Anti-Lock Brake System; W/4WD.....		★10"		Return - Cooler To Reservoir; W/4WD; W/O Turbo.....		★20"	
					Return - Cooler To Reservoir; W/Turbo.....		★19"	
					Return - Gear To Cooler; W/2WD; W/O Turbo.....		★11"	

* Cut From C.P.E. 3/8" I.D. Hose: 71350 (48"), 81352 (25").
 † Cut From S.A.E. 11/32" I.D. Hose: 80062 (12"), 80063 (24"), 80064 (36"), 81353 (25").
 ★ Cut From S.A.E. 3/8" I.D. Hose: 71224 (24"), 71236 (36"), 71206 (48"), 81206 (25"). May Also Use 3/8" C.P.E.
 ♣ Cut From S.A.E. 5/8" I.D. Hose: 71351 (36").
 □ Cut From 1/2" I.D. Suction Hose: 71296 (36"), 81354 (10').
 ✦ Cut From 5/8" I.D. Suction Hose: 71207 (42"), 81355 (10').
 ✧ Cut From 3/4" I.D. Suction Hose: 71297 (36"), 81356 (10').
 ☆ See Page A14 For Pump or Gear Identification.

② Two Required.
 ③ Three Required.
 ④ Four Required.
 ≡ Cut To Fit.
 * Replaces Both Upper and Lower Hose.
 ▲ 252660 Adaptor Required For Some Models.
 ♣ See Page A6 For Installation Procedure.

Power Steering Hose for Light Trucks

Application	Assembly Number	Multi-Use Hose	End Fitting	Application	Assembly Number	Multi-Use Hose	End Fitting
TOYOTA - Continued				TOYOTA - Continued			
PICKUP - Continued				PICKUP - Continued			
1988 - Continued				1984 - Continued			
4-CYL. 2.4 L ENG. - Continued				4-CYL. 2.4 L DIESEL ENG.			
Return - Gear To Cooler; W/4WD; W/O Turbo			★9"	Reservoir		✧22"	
Return - Gear To Cooler; W/Turbo			★10"	Return - Gear To Pipe		★14"	
				Return - Pipe To Reservoir		★13"	
V-6 3.0 L ENG.				1983-1982			
Pressure	91680			4-CYL. 2.2 L DIESEL ENG.; 4-CYL. 2.4 L ENG.			
Return - Gear To Pipe			★14"	Pressure	71171		
Return - Pipe To Reservoir			★20"	Reservoir		✧15"	
				Return - Cooler To Reservoir		★11"	
1987				Return - Gear To Cooler		★10"	
4-CYL. 2.4 L ENG.				1981			
Pressure; W/2WD; W/O Turbo	91596			4-CYL. 2.2 L DIESEL ENG.; 4-CYL. 2.4 L ENG.			
Pressure; W/4WD; W/O Turbo	91645			Pressure	71171		
Reservoir			✧13"	Reservoir		✧	
Return - Cooler To Reservoir; W/2WD; W/O Turbo			★19"	Return		★	
Return - Cooler To Reservoir; W/4WD; W/O Turbo			★20"	1980			
Return - Cooler To Reservoir; W/Turbo			★19"	4-CYL. 2.2 L ENG.			
Return - Gear To Cooler; W/2WD; W/O Turbo			★11"	Pressure; W/2WD	71171		
Return - Gear To Cooler; W/4WD; W/O Turbo			★9"	Pressure; W/4WD	71169		
Return - Gear To Cooler; W/Turbo			★10"	Reservoir		✧	
				Return		★	
1986				1979-1978			
4-CYL. 2.4 L ENG.				4-CYL. 134 ENG.			
Pressure; W/2WD; W/O Turbo	91520			Pressure; W/2WD	71171		
Pressure; W/4WD; W/O Turbo	91645			Pressure; W/4WD	71169		
Pressure; W/Turbo	91550			Reservoir		✧	
Reservoir			✧13"	Return		★	
Return - Cooler To Reservoir			★20"	PREVIA			
Return - Gear To Cooler; W/O Turbo			★10"	1995-1994			
Return - Gear To Cooler; W/Turbo			★9"	4-CYL. 2.4 L ENG.			
4-CYL. 2.4 L DIESEL ENG.				Pressure; W/O Supercharger	80109		
Reservoir			✧13"	Return; W/O Supercharger		★21"	
Return - Gear To Pipe			★14"	Return; W/Supercharger		★	
Return - Pipe To Reservoir			★13"	1993-1991			
1985				4-CYL. 2.4 L ENG.			
4-CYL. 2.4 L ENG.				Pressure	80109		
Pressure; W/2WD; W/O Turbo	91520			Return		★21"	
Pressure; W/4WD; W/O Turbo	71260			T100			
Pressure; W/Turbo	91550			1995			
Reservoir; W/O Turbo			✧13"	4-CYL. 2.7 L ENG.			
Reservoir; W/Turbo			✧15"	Return - Gear To Pipe; W/2WD; W/O			
Return - Cooler To Reservoir			★20"	Anti-Lock Brake System		★14"	
Return - Gear To Cooler; W/O Turbo			★10"	Return - Pipe To Reservoir; W/2WD;			
Return - Gear To Cooler; W/Turbo			★11"	W/O Anti-Lock Brake System		★28"	
4-CYL. 2.4 L DIESEL ENG.				V-6 3.4 L ENG.			
Reservoir			✧22"	Return - Gear To Pipe; W/2WD; W/O			
Return - Gear To Pipe			★14"	Anti-Lock Brake System		★13"	
Return - Pipe To Reservoir			★13"	Return - Pipe To Reservoir; W/O			
1984				Anti-Lock Brake System		★14"	
4-CYL. 2.4 L ENG.				1995			
Pressure; W/2WD	91520			4-CYL. 2.7 L ENG.			
Pressure; W/4WD	71260			Return - Gear To Pipe; W/2WD; W/O			
Reservoir			✧13"	Anti-Lock Brake System		★14"	
Return - Cooler To Reservoir			★20"	Return - Pipe To Reservoir; W/O			
Return - Gear To Cooler			★10"	Anti-Lock Brake System		★14"	

* Cut From C.P.E. 3/8" I.D. Hose: 71350 (48"), 81352 (25").

† Cut From S.A.E. 11/32" I.D. Hose: 80062 (12"), 80063 (24"), 80064 (36"), 81353 (25").

★ Cut From S.A.E. 3/8" I.D. Hose: 71224 (24"), 71236 (36"), 71206 (48"), 81206 (25"). May Also Use 3/8" C.P.E.

✧ Cut From S.A.E. 5/8" I.D. Hose: 71351 (36").

□ Cut From 1/2" I.D. Suction Hose: 71296 (36"), 81354 (10').

✧ Cut From 5/8" I.D. Suction Hose: 71207 (42"), 81355 (10').

✧ Cut From 3/4" I.D. Suction Hose: 71297 (36"), 81356 (10').

☆ See Page A14 For Pump or Gear Identification.

② Two Required.

③ Three Required.

④ Four Required.

✧ Cut To Fit.

✧ Replaces Both Upper and Lower Hose.

▲ 252660 Adaptor Required For Some Models.

✧ See Page A6 For Installation Procedure.

SYSTEM
PUMP &
GEAR
IDENT.

SYSTEM &
COM-
PONENT
IDENT.

PASS.
CARS

LIGHT
TRUCKS

MEDIUM/
HEAVY
TRUCKS

BUSES

HOSE
NUMER-
ICAL

REPAIR
KITS

KIT
NUMER-
ICAL

ILLUSTRATIONS

Power Steering Hose for Light Trucks

	Application	Assembly Number	Multi-Use Hose	End Fitting	Application	Assembly Number	Multi-Use Hose	End Fitting
SYSTEM PUMP & GEAR IDENT.	TOYOTA - Continued				TOYOTA - Continued			
SYSTEM & COMPONENT IDENT.	T100 - Continued				VAN			
PASS. CARS	1994				1989			
	4-CYL. 2.7 L ENG.				4-CYL. 2.2 L ENG.			
	Return - Gear To Pipe; W/2WD;				Pressure - To Gear; W/2WD	71353		
	W/Anti-Lock Brake System		★13"		Pressure - To Gear; W/4WD	71357		
	Return - Gear To Pipe; W/2WD; W/O				Return - Gear To Pipe; W/2WD		★6"	
	Anti-Lock Brake System		★11"		Return - Gear To Pipe; W/4WD		★16"	
	Return - Pipe To Brake Box; W/2WD;				Return - Pipe To Pipe; W/2WD		★6"	
	W/Anti-Lock Brake System		★7"		Return - Pipe To Reservoir		★8"	
	Return - Pipe To Reservoir; W/2WD;							
	W/O Anti-Lock Brake System		★17"		1988-1987			
	Return - To Reservoir; W/2WD;				4-CYL. 2.2 L ENG.			
	W/Anti-Lock Brake System		★17"		Pressure - From Pump; W/2WD	91594		
	V-6 3.0 L ENG.				Pressure - To Gear; W/2WD	71353		
	Return - Gear To Pipe; W/2WD		★13"		Pressure - To Gear; W/4WD	71357		
	Return - Gear To Pipe; W/4WD;				Reservoir		⊕	
	W/Anti-Lock Brake System		★13"		Return - Gear To Pipe; W/2WD		★6"	
	Return - Pipe To Brake Box;				Return - Gear To Pipe; W/4WD		★16"	
	W/Anti-Lock Brake System		★7"		Return - Pipe To Pipe; W/2WD		★6"	
	Return - Pipe To Reservoir; W/2WD;				Return - Pipe To Reservoir		★8"	
	W/O Anti-Lock Brake System		★16"					
	Return - To Reservoir; W/2WD;				1986			
	W/Anti-Lock Brake System		★17"		4-CYL. 2.2 L ENG.			
	Return - To Reservoir; W/4WD;				Pressure - From Pump	91593		
	W/Anti-Lock Brake System		★19"		Pressure - To Gear	71353		
	Return - To Reservoir; W/4WD; W/O				Reservoir		⊕	
	Anti-Lock Brake System		★17"		Return - To Pump		★8"	
	1993				1985-1984			
	V-6 3.0 L ENG.				4-CYL. 2.0 L ENG.			
	Return - Gear To Pipe; W/4WD;				Pressure	91519		
	W/Anti-Lock Brake System		★13"		Reservoir		⊕	
	Return - Gear To Pipe; W/RWD		★13"		Return		★8"	
	Return - Pipe To Brake Box; W/RWD;				4 RUNNER			
	W/Anti-Lock Brake System		★7"		1995-1991			
	Return - Pipe To Reservoir; W/RWD;				4-CYL. 2.4 L ENG.			
	W/O Anti-Lock Brake System		★16"		Pressure; W/O Anti-Lock Brake System	91681		
	Return - To Reservoir; W/4WD;				Return - Cooler To Reservoir;			
	W/Anti-Lock Brake System		★19"		W/Anti-Lock Brake System		★	
	Return - To Reservoir; W/4WD; W/O				Return - Cooler To Reservoir; W/O			
	Anti-Lock Brake System		★22"		Anti-Lock Brake System		★17"	
	Return - To Reservoir; W/RWD;				Return - Gear To Cooler; W/Anti-Lock		★16"	
	W/Anti-Lock Brake System		★17"		Brake System		★10"	
	TACOMA				Return - Gear To Cooler; W/O		★10"	
	1995				Anti-Lock Brake System		★24"	
	4-CYL. 2.4 L ENG.; 4-CYL. 2.7 L ENG.				Return - Pipe To Reservoir;			
	Return - Cooler To Reservoir; W/2WD ..		★15"		W/Anti-Lock Brake System		★24"	
	Return - Cooler To Reservoir; W/Auto.				Return - Pipe To Valve; W/Anti-Lock		★	
	Trans.; W/4WD		★23"		Brake System			
	Return - Cooler To Reservoir; W/Man.				V-6 3.0 L ENG.			
	Trans.; W/4WD		★20"		Pressure; W/O Anti-Lock Brake System	91679		
	Return - Gear To Cooler; W/2WD		★6"		Pressure - From Pump; W/Anti-Lock			
	Return - Gear To Cooler; W/Auto.				Brake System	71877		
	Trans.; W/4WD		★8"		Pressure - To Gear; W/Anti-Lock Brake			
	Return - Gear To Cooler; W/Man.				System	91764		
	Trans.; W/4WD		★10"		Return - Cooler To Reservoir;			
	V-6 3.4 L ENG.				W/Anti-Lock Brake System		★	
	Return - Gear To Pipe; W/2WD		★13"		Return - Cooler To Reservoir; W/O			
	Return - Gear To Pipe; W/4WD		★8"		Anti-Lock Brake System		★21"	
	Return - Pipe To Reservoir; W/2WD		★15"		Return - Gear To Cooler; W/O			
	Return - Pipe To Reservoir; W/4WD		★13"		Anti-Lock Brake System		★17"	
					Return - Gear To Pipe; W/Anti-Lock			
					Brake System		★16"	

* Cut From C.P.E. 3/8" I.D. Hose: 71350 (48"), 81352 (25').

† Cut From S.A.E. 11/32" I.D. Hose: 80062 (12"), 80063 (24"), 80064 (36"), 81353 (25').

★ Cut From S.A.E. 3/8" I.D. Hose: 71224 (24"), 71236 (36"), 71206 (48"), 81206 (25'). May Also Use 3/8" C.P.E.

⊕ Cut From S.A.E. 5/8" I.D. Hose: 71351 (36").

□ Cut From 1/2" I.D. Suction Hose: 71296 (36"), 81354 (10').

⊕ Cut From 5/8" I.D. Suction Hose: 71207 (42"), 81355 (10').

⊕ Cut From 3/4" I.D. Suction Hose: 71297 (36"), 81356 (10').

☆ See Page A14 For Pump or Gear Identification.

② Two Required.

③ Three Required.

④ Four Required.

⊕ Cut To Fit.

⊕ Replaces Both Upper and Lower Hose.

▲ 252660 Adaptor Required For Some Models.

⊕ See Page A6 For Installation Procedure.

Power Steering Hose for Light Trucks

Application	Assembly Number	Multi-Use Hose	End Fitting	Application	Assembly Number	Multi-Use Hose	End Fitting
TOYOTA - Continued				TOYOTA - Continued			
4 RUNNER - Continued				4 RUNNER - Continued			
1995-1991 - Continued				1987-1986			
V-6 3.0 L ENG. - Continued				4-CYL. 2.4 L ENG.			
Return - Pipe To Reservoir; W/Anti-Lock Brake System.....		★24"		Pressure	91645		
Return - Pipe To Valve; W/Anti-Lock Brake System.....		★		Reservoir		↔13"	
1990				Return - Cooler To Reservoir.....		★20"	
4-CYL. 2.4 L ENG.				Return - Gear To Cooler		★10"	
Pressure; W/O Anti-Lock Brake System	91681			1985-1984			
Return - Cooler To Reservoir; W/Anti-Lock Brake System.....		★		4-CYL. 2.4 L ENG.			
Return - Cooler To Reservoir; W/O Anti-Lock Brake System		★17"		Pressure	71260		
Return - Gear To Cooler; W/Anti-Lock Brake System.....		★16"		Reservoir		↔12"	
Return - Gear To Cooler; W/O Anti-Lock Brake System		★10"		Return - Cooler To Reservoir.....		★20"	
Return - Pipe To Reservoir; W/Anti-Lock Brake System.....		★24"		Return - Gear To Cooler		★10"	
Return - Pipe To Valve; W/Anti-Lock Brake System.....		★		VOLKSWAGEN			
V-6 3.0 L ENG.				RABBIT PICKUP			
Pressure; W/O Anti-Lock Brake System	91679			1983-1981			
Pressure - From Pump; W/Anti-Lock Brake System.....	71877			4-CYL. 1.6 L DIESEL ENG.; 4-CYL. 1.7 L ENG.			
Pressure - To Gear; W/Anti-Lock Brake System.....	91764			Pressure	91539		
Return - Cooler To Reservoir; W/Anti-Lock Brake System.....		★		Reservoir		↔	
Return - Cooler To Reservoir; W/O Anti-Lock Brake System		★21"		Return		★	
Return - Gear To Cooler; W/O Anti-Lock Brake System		★17"		VANAGON			
Return - Gear To Pipe; W/Anti-Lock Brake System.....		★16"		1992-1988			
Return - Pipe To Reservoir; W/Anti-Lock Brake System.....		★24"		4-CYL. 2.1 L ENG.			
1989				Return - Cooler To Reservoir; W/2WD ..		★17"	
4-CYL. 2.4 L ENG.				Return - Gear To Cooler; W/2WD.....		★3"	
Pressure; Apr. 1 & Newer	91681			1987-1986			
Pressure; Mar. 31 & Older	91645			4-CYL. 2.1 L ENG.			
Return - Cooler To Reservoir.....		★20"		Return - Cooler To Reservoir; W/2WD ..		★17"	
Return - Gear To Cooler		★10"		Return - Cooler To Reservoir; W/4WD ..		★14"	
V-6 3.0 L ENG.				Return - Gear To Cooler; W/2WD.....		★3"	
Pressure; Apr. 1 & Newer	91679			Return - Gear To Cooler; W/4WD.....		★4"	
Pressure; Mar. 31 & Older	91680			1985-1984			
Return - Gear To Pipe.....		★10"		4-CYL. 1.9 L ENG.			
Return - Pipe To Reservoir		★18"		Return - Cooler To Reservoir; W/2WD ..		★17"	
1988				Return - Gear To Cooler; W/2WD.....		★3"	
4-CYL. 2.4 L ENG.				1983			
Pressure	91645			4-CYL. 1.6 L DIESEL ENG.; 4-CYL. 1.9 L ENG.; 4-CYL. 2.0 L ENG.			
Return - Cooler To Reservoir.....		★20"		Return - Cooler To Reservoir; W/2WD ..		★17"	
Return - Gear To Cooler		★10"		Return - Gear To Cooler; W/2WD.....		★3"	
V-6 3.0 L ENG.				1982			
Pressure	91680			4-CYL. 1.6 L DIESEL ENG.; 4-CYL. 2.0 L ENG.			
Return - Gear To Pipe.....		★10"		Return - Cooler To Reservoir; W/2WD ..		★17"	
Return - Pipe To Reservoir		★18"		Return - Gear To Cooler; W/2WD.....		★3"	
1988				1981			
4-CYL. 2.4 L ENG.				4-CYL. 2.0 L ENG.			
Pressure	91645			Return - Cooler To Reservoir; W/2WD ..		★17"	
Return - Cooler To Reservoir.....		★20"		Return - Gear To Cooler; W/2WD.....		★3"	
Return - Gear To Cooler		★10"		1981			
V-6 3.0 L ENG.				4-CYL. 2.0 L ENG.			
Pressure	91680			Return - Cooler To Reservoir; W/2WD ..		★17"	
Return - Gear To Pipe.....		★10"		Return - Gear To Cooler; W/2WD.....		★3"	
Return - Pipe To Reservoir		★18"					

* Cut From C.P.E. 3/8" I.D. Hose: 71350 (48"), 81352 (25').
 † Cut From S.A.E. 11/32" I.D. Hose: 80062 (12"), 80063 (24"), 80064 (36"), 81353 (25').
 ★ Cut From S.A.E. 3/8" I.D. Hose: 71224 (24"), 71236 (36"), 71206 (48"), 81206 (25'). May Also Use 3/8" C.P.E.
 ❖ Cut From S.A.E. 5/8" I.D. Hose: 71351 (36").
 □ Cut From 1/2" I.D. Suction Hose: 71296 (36"), 81354 (10').
 ❖ Cut From 5/8" I.D. Suction Hose: 71207 (42"), 81355 (10').
 ❖ Cut From 3/4" I.D. Suction Hose: 71297 (36"), 81356 (10').
 ☆ See Page A14 For Pump or Gear Identification.

② Two Required.
 ③ Three Required.
 ④ Four Required.
 ✂ Cut To Fit.
 ↔ Replaces Both Upper and Lower Hose.
 ▲ 252660 Adaptor Required For Some Models.
 ❖ See Page A6 For Installation Procedure.

SYSTEM PUMP & GEAR IDENT.

SYSTEM & COMPONENT IDENT.

PASS. CARS

LIGHT TRUCKS

MEDIUM/HEAVY TRUCKS

BUSES

HOSE NUMERICAL

REPAIR KITS

KIT NUMERICAL

ILLUSTRATIONS

Typical Steering Pumps Found in International/Navistar Medium & Heavy-Duty Trucks

These illustrations are for reference only and provide technicians the means to easily identify pumps.

SYSTEM
PUMP &
GEAR
IDENT.

SYSTEM &
COM-
PONENT
IDENT.

PASS.
CARS

LIGHT
TRUCKS

MEDIUM/
HEAVY
TRUCKS


BUSES

HOSE
NUMER-
ICAL

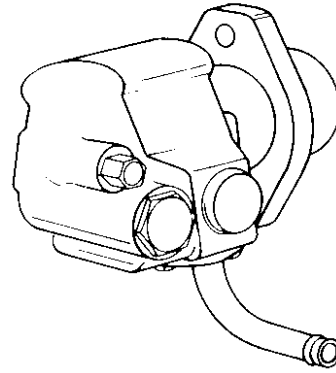
REPAIR
KITS

KIT
NUMER-
ICAL

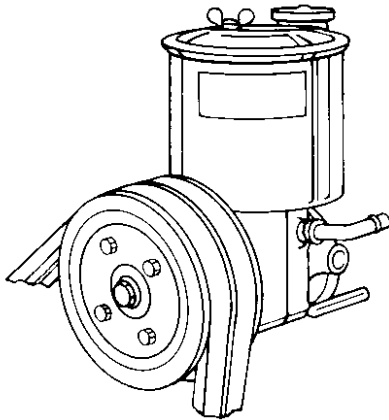
ILLUST-
RATIONS



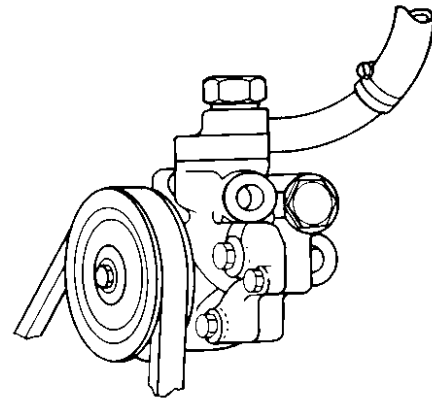
Eaton Pump



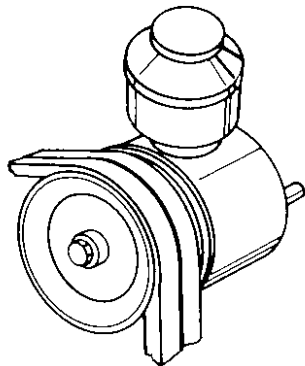
Eaton Gear Driven Pump



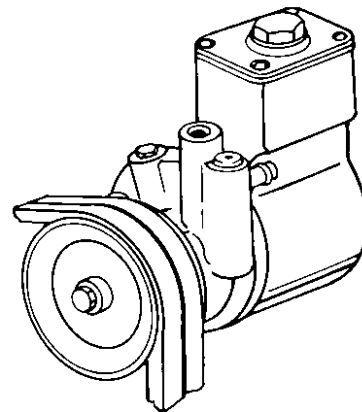
Eaton Integral Reservoir Pump



Eaton Remote Reservoir Pump



Saginaw Pump



Rexroth Pump

Power Steering Hose for Medium and Heavy-Duty Trucks

Alphabetical Listing

SYSTEM
PUMP &
GEAR
IDENT.

SYSTEM &
COM-
PONENT
IDENT.

PASS.
CARS

LIGHT
TRUCKS

MEDIUM/
HEAVY
TRUCKS

BUSES

HOSE
NUMER-
ICAL

REPAIR
KITS

KIT
NUMER-
ICAL

ILLUSTRATIONS

Application	Assembly Number	Multi-Use Hose	End Fitting	Application	Assembly Number	Multi-Use Hose	End Fitting
CHEVROLET				CHEVROLET - Continued			
BISON				BISON - Continued			
1980				1979 - Continued			
CATERPILLAR 3406 DIESEL ENG.; CUMMINS 6-CYL. 14.0 L DIESEL ENG.; DETROIT DIESEL 8V-92 DIESEL ENG.				DETROIT DIESEL 8V-71 DIESEL ENG.			
Reservoir; W/1/2" I.D. Hose.....		□		Pressure	71299		
Reservoir; W/5/8" I.D. Hose.....		✱		Reservoir; W/1/2" I.D. Hose.....		□	
Reservoir; W/3/4" I.D. Hose.....		✱		Reservoir; W/5/8" I.D. Hose.....		✱	
Return; W/3/8" I.D. Hose.....		★		Reservoir; W/3/4" I.D. Hose.....		✱	
				Return; W/3/8" I.D. Hose.....		★	
DETROIT DIESEL 6-71 DIESEL ENG.				BRUIN			
Pressure	71302		39212	1980			
Reservoir; W/1/2" I.D. Hose.....		□		CATERPILLAR 3208 DIESEL ENG.			
Reservoir; W/5/8" I.D. Hose.....		✱		Cyl.....	②71303		
Reservoir; W/3/4" I.D. Hose.....		✱		Pressure	71305		39854
Return; W/3/8" I.D. Hose.....		★		Reservoir; W/1/2" I.D. Hose.....		□	
DETROIT DIESEL 6V-92 DIESEL ENG.				Reservoir; W/5/8" I.D. Hose.....			
Cyl.....	②71303			Reservoir; W/3/4" I.D. Hose.....		✱	
Pressure; W/FL931 Axle; W/O Turbo....	71305		39854	Return; W/3/8" I.D. Hose.....		★	
Pressure; W/O FL931 Axle; W/O Turbo	71304		39212	CUMMINS 6-CYL. 14.0 L DIESEL ENG.; DETROIT DIESEL 6-71 DIESEL ENG.; DETROIT DIESEL 6V-92 DIESEL ENG.; DETROIT DIESEL 8V-71 DIESEL ENG.			
Pressure; W/Turbo	71299			Pressure	71303		
Reservoir; W/1/2" I.D. Hose.....		□		Reservoir; W/1/2" I.D. Hose.....		□	
Reservoir; W/5/8" I.D. Hose.....		✱		Reservoir; W/5/8" I.D. Hose.....		✱	
Reservoir; W/3/4" I.D. Hose.....		✱		Reservoir; W/3/4" I.D. Hose.....		✱	
Return; W/3/8" I.D. Hose.....		★		Return; W/3/8" I.D. Hose.....		★	
DETROIT DIESEL 8V-71 DIESEL ENG.				DETROIT DIESEL 6V-53 DIESEL ENG.			
Pressure	71299			Cyl.....	②71303		
Reservoir; W/1/2" I.D. Hose.....		□		Pressure; W/FL931 Axle.....	71304		39212
Reservoir; W/5/8" I.D. Hose.....		✱		Pressure; W/O FL931 Axle.....	71305		39854
Reservoir; W/3/4" I.D. Hose.....		✱		Reservoir; W/1/2" I.D. Hose.....		□	
Return; W/3/8" I.D. Hose.....		★		Reservoir; W/5/8" I.D. Hose.....		✱	
1979				Reservoir; W/3/4" I.D. Hose.....			
CATERPILLAR 3406 DIESEL ENG.; CUMMINS 6-CYL. 14.0 L DIESEL ENG.; DETROIT DIESEL 8V-92 DIESEL ENG.				Return; W/3/8" I.D. Hose.....			
Reservoir; W/1/2" I.D. Hose.....		□		GM V-8 7.0 L ENG.			
Reservoir; W/5/8" I.D. Hose.....		✱		Pressure	71305		39854
Reservoir; W/3/4" I.D. Hose.....		✱		Reservoir; W/1/2" I.D. Hose.....		□	
Return; W/3/8" I.D. Hose.....		★		Reservoir; W/5/8" I.D. Hose.....		✱	
DETROIT DIESEL 6-71 DIESEL ENG.				Reservoir; W/3/4" I.D. Hose.....			
Pressure	71302		39212	Return; W/3/8" I.D. Hose.....		★	
Reservoir; W/1/2" I.D. Hose.....		□		1979			
Reservoir; W/5/8" I.D. Hose.....		✱		CATERPILLAR 3208 DIESEL ENG.			
Reservoir; W/3/4" I.D. Hose.....		✱		Cyl.....	②71303		
Return; W/3/8" I.D. Hose.....		★		Pressure	71305		39854
DETROIT DIESEL 6V-92 DIESEL ENG.				Reservoir; W/1/2" I.D. Hose.....			
Pressure; W/FL931 Axle; W/O Turbo....	71305		39854	Reservoir; W/5/8" I.D. Hose.....		✱	
Pressure; W/O FL931 Axle; W/O Turbo	71304		39212	Reservoir; W/3/4" I.D. Hose.....		✱	
Pressure; W/Turbo	71299			Return; W/3/8" I.D. Hose.....		★	
Reservoir; W/1/2" I.D. Hose.....		□		1979			
Reservoir; W/5/8" I.D. Hose.....		✱		CATERPILLAR 3208 DIESEL ENG.			
Reservoir; W/3/4" I.D. Hose.....		✱		Cyl.....	②71303		
Return; W/3/8" I.D. Hose.....		★		Pressure	71305		39854

* Cut From C.P.E. 3/8" I.D. Hose: 71350 (48"), 81352 (25').

† Cut From S.A.E. 1 1/32" I.D. Hose: 80062 (12"), 80063 (24"), 80064 (36"), 81353 (25').

★ Cut From S.A.E. 3/8" I.D. Hose: 71224 (24"), 71236 (36"), 71206 (48"), 81206 (25'). May Also Use 3/8" C.P.E.

✱ Cut From S.A.E. 5/8" I.D. Hose: 71351 (36").

□ Cut From 1/2" I.D. Suction Hose: 71296 (36"), 81354 (10').

✱ Cut From 5/8" I.D. Suction Hose: 71207 (42"), 81355 (10').

✱ Cut From 3/4" I.D. Suction Hose: 71297 (36"), 81356 (10').

☆ See Page A14 For Pump or Gear Identification.

② Two Required.

③ Three Required.

④ Four Required.

✱ Cut To Fit.

✱ Replaces Both Upper and Lower Hose.

▲ 252660 Adaptor Required For Some Models.

✱ See Page A6 For Installation Procedure.

Power Steering Hose for Medium and Heavy-Duty Trucks

SYSTEM PUMP & GEAR IDENT.

SYSTEM & COMPONENT IDENT.

PASS. CARS

LIGHT TRUCKS

MEDIUM/HEAVY TRUCKS

BUSES

HOSE NUMERICAL

REPAIR KITS

KIT NUMERICAL

ILLUSTRATIONS

Application	Assembly Number	Multi-Use Hose	End Fitting
CHEVROLET - Continued			
BRUIN - Continued			
1979 - Continued			
CUMMINS 6-CYL. 14.0 L DIESEL ENG.; DETROIT DIESEL 6-71 DIESEL ENG.; DETROIT DIESEL 6V-92 DIESEL ENG.; DETROIT DIESEL 8V-71 DIESEL ENG.			
Pressure	71303		
Reservoir; W/1/2" I.D. Hose.....		□	
Reservoir; W/5/8" I.D. Hose.....		✚	
Reservoir; W/3/4" I.D. Hose.....		✚	
Return; W/3/8" I.D. Hose.....		★	
DETROIT DIESEL 6V-53 DIESEL ENG.			
Cyl.....	②71303		
Pressure; W/FL931 Axle.....	71304		39212
Pressure; W/O FL931 Axle.....	71305		39854
Reservoir; W/1/2" I.D. Hose.....		□	
Reservoir; W/5/8" I.D. Hose.....		✚	
Reservoir; W/3/4" I.D. Hose.....		✚	
Return; W/3/8" I.D. Hose.....		★	
GM V-8 427 ENG.			
Pressure	71305		39854
Reservoir; W/1/2" I.D. Hose.....		□	
Reservoir; W/5/8" I.D. Hose.....		✚	
Reservoir; W/3/4" I.D. Hose.....		✚	
Return; W/3/8" I.D. Hose.....		★	
C40			
1972-1970			
GM 6-CYL. 250 ENG.			
Cyl.....	②71301		
Pressure	71303		39212
Reservoir		✚	
Return		★	
GM V-8 307 ENG.; GM V-8 350 ENG.			
Cyl.....	②71301		
Pressure	71302		39212
Reservoir		✚	
Return		★	
1969			
GM 6-CYL. 230 ENG.; GM 6-CYL. 250 ENG.; GM V-8 307 ENG.; GM V-8 350 ENG.			
Cyl.....	②71301		
Pressure	71302		39212
Reservoir		✚	
Return		★	
1962			
GM 6-CYL. 235 ENG.; GM 6-CYL. 261 ENG.			
Cyl.....	②71300		
Pressure	71303		
Reservoir		✚	
Return		★	
GM V-8 283 ENG.; GM V-8 327 ENG.			
Cyl.....	②71300		
Pressure	71300		
Reservoir		✚	
Return		★	
1961-1960			
GM 6-CYL. 235 ENG.; GM 6-CYL. 261 ENG.			
Cyl.....	②71300		

Application	Assembly Number	Multi-Use Hose	End Fitting
CHEVROLET - Continued			
C40 - Continued			
1961-1960 - Continued			
GM 6-CYL. 235 ENG.; GM 6-CYL. 261 ENG. - Continued			
Pressure	71303		
Reservoir		✚	
Return		★	
GM V-8 283 ENG.			
Cyl.....	②71300		
Pressure	71300		
Reservoir		✚	
Return		★	
C50			
1990			
GM V-8 5.7 L ENG.			
Pressure; W/Air Brakes; W/24" P.S.			
Assy.....	80195		
Pressure - From Pump; W/Hyd. Brakes	80196		
Pressure - To Gear; W/Hyd. Brakes; W/5000, 7000, 9000 Lb. Axle.....	91924		
GM V-8 6.0 L ENG.; GM V-8 7.0 L ENG.			
Pressure; W/Air Brakes; W/24" P.S.			
Assy.....	80195		
Pressure - To Gear; W/Hyd. Brakes; W/Saginaw Stg. Gear; ☆N.....	91925		
Pressure - From Pump; W/Hyd. Brakes	80196		
Pressure - To Gear; W/Hyd. Brakes; W/5000, 7000, 9000 Lb. Axle.....	91924		
1989-1988			
GM V-8 5.7 L ENG.			
Pressure; W/Air Brakes; W/24" P.S.			
Assy.....	80195		
Pressure - From Pump; W/Hyd. Brakes	80196		
Pressure - To Gear; W/Hyd. Brakes; W/5000, 7000, 9000 Lb. Axle.....	91924		
Reservoir		✚	
Return		★	
1987-1983			
GM V-8 5.7 L ENG.			
Pressure; W/Air Brakes; W/24" P.S.			
Assy.....	80195		
Pressure; W/Air Brakes; W/39" P.S.			
Assy.....	80197		
Pressure - From Pump; W/Hyd. Brakes	80196		
Reservoir		✚	
Return		★	
1982-1980			
GM 6-CYL. 4.8 L ENG.			
Pressure	71306		
Reservoir		✚	
Return		★	
GM V-8 5.7 L ENG.			
Pressure; W/Air Brakes; W/24" P.S.			
Assy.....	80195		
Pressure; W/Air Brakes; W/39" P.S.			
Assy.....	80197		
Pressure; W/Hyd. Brakes.....	80196		
Reservoir		✚	
Return		★	

* Cut From C.P.E. 3/8" I.D. Hose: 71350 (48"), 81352 (25").
 † Cut From S.A.E. 11/32" I.D. Hose: 80062 (12"), 80063 (24"), 80064 (36"), 81353 (25").
 ★ Cut From S.A.E. 3/8" I.D. Hose: 71224 (24"), 71236 (36"), 71206 (48"), 81206 (25"). May Also Use 3/8" C.P.E.
 ✚ Cut From S.A.E. 5/8" I.D. Hose: 71351 (36").
 □ Cut From 1/2" I.D. Suction Hose: 71296 (36"), 81354 (10").
 ✚ Cut From 5/8" I.D. Suction Hose: 71207 (42"), 81355 (10").
 ✚ Cut From 3/4" I.D. Suction Hose: 71297 (36"), 81356 (10").
 ☆ See Page A14 For Pump or Gear Identification.

② Two Required.
 ③ Three Required.
 ④ Four Required.
 ✚ Cut To Fit.
 ✚ Replaces Both Upper and Lower Hose.
 ▲ 252660 Adaptor Required For Some Models.
 ✚ See Page A6 For Installation Procedure.

Power Steering Hose for Medium and Heavy-Duty Trucks

Application	Assembly Number	Multi-Use Hose	End Fitting	Application	Assembly Number	Multi-Use Hose	End Fitting
CHEVROLET - Continued				CHEVROLET - Continued			
C50 - Continued				C50 - Continued			
1979				1973			
GM 6-CYL. 292 ENG.				GM 6-CYL. 250 ENG.; GM 6-CYL. 292 ENG.			
Pressure	71306			Cyl.....	②71301		
Reservoir		*		Pressure	71306		
Return		*		Reservoir		*	
GM V-8 350 ENG.				GM V-8 307 ENG.; GM V-8 350 ENG.; GM V-8 427 ENG.; GM V-8 454 ENG.			
Pressure; W/Air Brakes; W/24" P.S. Assy.....	80195			Cyl.....	②71301		
Pressure; W/Air Brakes; W/39" P.S. Assy.....	80197			Pressure; W/F070, F090, F120 Axles....	71305		
Pressure; W/Hyd. Brakes.....	80196			Reservoir		*	
Reservoir		*		Return		*	
Return		*		GM V-8 366 ENG.			
1978-1977				1972-1971			
GM 6-CYL. 250 ENG.; GM 6-CYL. 292 ENG.				GM 6-CYL. 250 ENG.; GM 6-CYL. 292 ENG.			
Cyl.....	②71301			Cyl.....	②71301		
Pressure	71306			Pressure	71303		39212
Reservoir		*		Reservoir		*	
Return		*		Return		*	
GM V-8 350 ENG.; GM V-8 366 ENG.; GM V-8 427 ENG.; GM V-8 454 ENG.				GM V-8 307 ENG.; GM V-8 350 ENG.; GM V-8 366 ENG.; GM V-8 427 ENG.			
Cyl.....	②71301			Cyl.....	②71301		
Pressure; W/Air Brakes; W/24" P.S. Assy.....	80195			Pressure	71302		39212
Pressure; W/Hyd. Brakes.....	80196			Reservoir		*	
Reservoir		*		Return		*	
Return		*		1970			
1976-1975				GM DH478 DIESEL ENG.			
GM 6-CYL. 250 ENG.; GM 6-CYL. 292 ENG.				Cyl.....			
Cyl.....	②71301			Pressure	②71301		
Pressure	71306			Reservoir	71305		
Reservoir		*		Return		*	
Return		*		GM 6-CYL. 250 ENG.; GM 6-CYL. 292 ENG.			
GM V-8 350 ENG.				Cyl.....			
Cyl.....	②71301			Pressure	②71301		
Pressure	71299			Reservoir	71303		39212
Reservoir		*		Return		*	
Return		*		GM V-8 307 ENG.; GM V-8 350 ENG.; GM V-8 366 ENG.; GM V-8 427 ENG.			
GM V-8 366 ENG.; GM V-8 427 ENG.; GM V-8 454 ENG.				Cyl.....			
Cyl.....	②71301			Pressure	②71301		
Pressure	71300			Reservoir	71302		39212
Reservoir		*		Return		*	
Return		*		1969			
1974				GM 6-CYL. 230 ENG.; GM 6-CYL. 250 ENG.; GM 6-CYL. 292 ENG.; GM V-8 350 ENG.			
GM 6-CYL. 250 ENG.; GM 6-CYL. 292 ENG.				Cyl.....			
Cyl.....	②71301			Pressure	②71301		
Pressure	71306			Reservoir	71302		39212
Reservoir		*		Return		*	
Return		*		GM V-8 366 ENG.; GM V-8 427 ENG.			
GM V-8 350 ENG.; GM V-8 427 ENG.; GM V-8 454 ENG.				Cyl.....			
Cyl.....	②71301			Pressure	②71301		
Pressure; W/F070, F090 Axles.....	71305			Reservoir	71304		
Reservoir		*		Return		*	
Return		*		GM V-8 366 ENG.; GM V-8 427 ENG.			
GM V-8 366 ENG.				Cyl.....			
Cyl.....	②71301			Pressure	②71301		
Pressure; W/F070, F090 Axles.....	71306			Reservoir	71304		
Reservoir		*		Return		*	
Return		*					

SYSTEM PUMP & GEAR IDENT.

SYSTEM & COMPONENT IDENT.

PASS. CARS

LIGHT TRUCKS

MEDIUM/HEAVY TRUCKS

BUSES

HOSE NUMERICAL

REPAIR KITS

KIT NUMERICAL

ILLUSTRATIONS

* Cut From C.P.E. 3/8" I.D. Hose: 71350 (48"), 81352 (25').
 † Cut From S.A.E. 11/32" I.D. Hose: 80062 (12"), 80063 (24"), 80064 (36"), 81353 (25').
 ‡ Cut From S.A.E. 3/8" I.D. Hose: 71224 (24"), 71236 (36"), 71206 (48"), 81206 (25'). May Also Use 3/8" C.P.E.
 * Cut From S.A.E. 5/8" I.D. Hose: 71351 (36").
 □ Cut From 1/2" I.D. Suction Hose: 71296 (36"), 81354 (10').
 † Cut From 5/8" I.D. Suction Hose: 71207 (42"), 81355 (10').
 * Cut From 3/4" I.D. Suction Hose: 71297 (36"), 81356 (10').
 ☆ See Page A14 For Pump or Gear Identification.

② Two Required.
 ③ Three Required.
 ④ Four Required.
 < Cut To Fit.
 * Replaces Both Upper and Lower Hose.
 ▲ 252660 Adaptor Required For Some Models.
 † See Page A6 For Installation Procedure.

Power Steering Hose for Medium and Heavy-Duty Trucks

	Application	Assembly Number	Multi-Use Hose	End Fitting	Application	Assembly Number	Multi-Use Hose	End Fitting
SYSTEM PUMP & GEAR IDENT.	CHEVROLET - Continued				CHEVROLET - Continued			
	C50 - Continued				C50 - Continued			
	1968				1962 - Continued			
SYSTEM & COMPONENT IDENT.	GM 6-CYL. 250 ENG.				GM V-8 283 ENG.; GM V-8 327 ENG. - Continued			
	Pressure	71300			Return			★
	Reservoir		☼					
	Return		★					
	GM V-8 283 ENG.; GM V-8 307 ENG.; GM V-8 327 ENG.				1961-1960			
	Pressure	71302		39212	GM 6-CYL. 235 ENG.; GM 6-CYL. 261 ENG.			
	Reservoir		☼		Cyl.....	②71300		
	Return		★		Pressure	71303		
PASS. CARS	GM V-8 366 ENG.				GM V-8 283 ENG.			
	Pressure	71304			Cyl.....	②71300		
	Reservoir		☼		Pressure	71300		
	Return		★		Reservoir		☼	
					Return		★	
	1967				C60			
	GM 6-CYL. 230 ENG.				1990			
	Reservoir		☼		CATERPILLAR 3116 DIESEL ENG.			
	Return		★		Ross Stg. Gear	91942		
LIGHT TRUCKS	GM 6-CYL. 250 ENG.				Ross Stg. Gear			
	Pressure	71300			Pressure - To Gear; W/Hyd. Brakes;	91943		
	Reservoir		☼		W/Saginaw Stg. Gear; ☆N.....	91925		
	Return		★		DETROIT DIESEL V-8 8.2 L DIESEL ENG.			
	GM V-8 283 ENG.; GM V-8 327 ENG.				Pressure - From Pump; W/5000, 7000,			
	Pressure	71302		39212	9000 Lb. Axle.....	80199		
	Reservoir		☼		GM V-8 5.7 L ENG.; GM V-8 6.0 L ENG.; GM V-8 7.0 L ENG.			
	Return		★		Pressure; W/Air Brakes; W/24" P.S.			
	GM V-8 366 ENG.				Assy.....			
	Pressure	71304			Pressure - From Pump; W/Hyd. Brakes	80195		
	Reservoir		☼		Pressure - To Gear; W/Hyd. Brakes;	80196		
	Return		★		W/5000, 7000, 9000 Lb. Axle.....	91924		
	1966				1989			
	GM 6-CYL. 230 ENG.; GM 6-CYL. 250 ENG.; GM V-8 283				DETROIT DIESEL V-8 8.2 L DIESEL ENG.			
	ENG.; GM V-8 327 ENG.; GM V-8 366 ENG.; GM V-8 427				Pressure - From Pump; W/5000, 7000,			
	ENG.				9000 Lb. Axle.....			
	Cyl.; W/5000, 7000 Lb. Axle.....	②71302			Pressure - To Gear; W/7000, 9000 Lb.	80199		
	Cyl.; W/9000, 11,000 Lb. Axle.....	②71303			Front Axle.....	91924		
	Pressure	71305			GM V-8 5.7 L ENG.; GM V-8 6.0 L ENG.			
	Reservoir		☼		Pressure; W/Air Brakes; W/24" P.S.			
	Return		★		Assy.....	80195		
	1965-1963				Pressure - From Pump; W/Hyd. Brakes			
	GM 6-CYL. 230 ENG.; GM 6-CYL. 250 ENG.; GM V-8 283				Pressure - To Gear; W/Hyd. Brakes;			
	ENG.; GM V-8 327 ENG.				W/5000, 7000, 9000 Lb. Axle.....			
	Cyl.; W/5000, 7000 Lb. Axle.....	②71302			Return			★
	Cyl.; W/9000, 11,000 Lb. Axle.....	②71303			1988			
	Pressure	71305			DETROIT DIESEL V-8 8.2 L DIESEL ENG.			
	Reservoir		☼		Pressure - From Pump; W/5000, 7000,			
	Return		★		9000 Lb. Axle; W/Saginaw Stg.			
	1962				Gear; ☆N.....			
	GM 6-CYL. 235 ENG.; GM 6-CYL. 261 ENG.				Pressure - To Gear; W/7000, 9000 Lb.			
	Cyl.....	②71300			Front Axle; W/Saginaw Stg. Gear;	80199		
	Pressure	71303			☆N.....	91924		
	Reservoir		☼		GM V-8 5.7 L ENG.; GM V-8 6.0 L ENG.			
	Return		★		Pressure; W/Air Brakes; W/24" P.S.			
	GM V-8 283 ENG.; GM V-8 327 ENG.				Assy.....			
	Cyl.....	②71300			Pressure - From Pump; W/Hyd. Brakes	80195		
	Pressure	71300			Pressure - To Gear; W/Hyd. Brakes;	80196		
	Reservoir		☼		W/5000, 7000, 9000 Lb. Axle.....	91924		
	Return		★		Return			★
					1988			
					DETROIT DIESEL V-8 8.2 L DIESEL ENG.			
					Pressure - From Pump; W/5000, 7000,			
					9000 Lb. Axle; W/Saginaw Stg.			
					Gear; ☆N.....	80199		
					Pressure - To Gear; W/7000, 9000 Lb.			
					Front Axle; W/Saginaw Stg. Gear;			
					☆N.....	91924		
					GM V-8 5.7 L ENG.; GM V-8 6.0 L ENG.			
					Pressure; W/Air Brakes; W/24" P.S.			
					Assy.....	80195		
					Pressure - From Pump; W/Hyd. Brakes	80196		
					Pressure - To Gear; W/Hyd. Brakes;			
					W/5000, 7000, 9000 Lb. Axle.....	91924		

* Cut From C.P.E. 3/8" I.D. Hose: 71350 (48"), 81352 (25").

† Cut From S.A.E. 1 1/32" I.D. Hose: 80062 (12"), 80063 (24"), 80064 (36"), 81353 (25").

★ Cut From S.A.E. 3/8" I.D. Hose: 71224 (24"), 71236 (36"), 71206 (48"), 81206 (25"). May Also Use 3/8" C.P.E.

☼ Cut From S.A.E. 5/8" I.D. Hose: 71351 (36").

□ Cut From 1/2" I.D. Suction Hose: 71296 (36"), 81354 (10').

⊕ Cut From 5/8" I.D. Suction Hose: 71207 (42"), 81355 (10').

☼ Cut From 3/4" I.D. Suction Hose: 71297 (36"), 81356 (10').

☆ See Page A14 For Pump or Gear Identification.

② Two Required.

③ Three Required.

④ Four Required.

≠ Cut To Fit.

☼ Replaces Both Upper and Lower Hose.

▲ 252660 Adaptor Required For Some Models.

☼ See Page A6 For Installation Procedure.

Power Steering Hose for Medium and Heavy-Duty Trucks

Application	Assembly Number	Multi-Use Hose	End Fitting	Application	Assembly Number	Multi-Use Hose	End Fitting
CHEVROLET - Continued				CHEVROLET - Continued			
C60 - Continued				C60 - Continued			
1988 - Continued				1984-1983 - Continued			
GM V-8 5.7 L ENG.; GM V-8 6.0 L ENG. - Continued				GM V-8 5.7 L ENG.; GM V-8 6.0 L ENG. - Continued			
Reservoir		✳		Pressure; W/Air Brakes; W/39" P.S.			
Return		*		Assy.....	80197		
1987				Pressure - From Pump; W/Hyd. Brakes	80196		
DETROIT DIESEL V-8 8.2 L DIESEL ENG.				Reservoir		✳	
Pressure - From Pump; W/5000, 7000, 9000 Lb. Axle; W/Saginaw Stg.				Return		*	
Gear; ☆N	80199			1982-1981			
GM V-8 5.7 L ENG.				DETROIT DIESEL V-8 8.2 L DIESEL ENG.			
Pressure; W/Air Brakes; W/24" P.S.				Pressure - From Pump; W/7000, 9000 Lb. Axle	80199		
Assy.....	80195			GM 6-CYL. 4.8 L ENG.			
Pressure; W/Air Brakes; W/39" P.S.				Pressure	71306		
Assy.....	80197			Reservoir		✳	
Pressure - From Pump; W/Hyd. Brakes	80196			Return		*	
Reservoir		✳		GM V-8 5.7 L ENG.; GM V-8 6.0 L ENG.			
Return		*		Pressure; W/Air Brakes; W/24" P.S.			
GM V-8 6.0 L ENG.				Assy.....	80195		
Pressure; W/Air Brakes; W/24" P.S.				Pressure; W/Air Brakes; W/39" P.S.			
Assy.....	80195			Assy.....	80197		
Pressure; W/Air Brakes; W/39" P.S.				Pressure; W/Hyd. Brakes.....	80196		
Pressure - From Pump; W/Hyd. Brakes	80196			Reservoir		✳	
Pressure - To Gear; W/Hyd. Brakes; W/5000, 7000, 9000 Lb. Axle; W/Saginaw Stg. Gear; ☆N.....	91924			Return		*	
Reservoir		✳		1980			
Return		*		GM 6-CYL. 4.8 L ENG.			
1986-1985				Pressure	71306		
DETROIT DIESEL V-8 8.2 L DIESEL ENG.				Reservoir		✳	
Pressure - From Pump; W/5000, 7000, 9000 Lb. Axle; W/Saginaw Stg.				Return		*	
Gear; ☆N	80199			GM V-8 5.7 L ENG.; GM V-8 6.0 L ENG.			
GM V-8 5.7 L ENG.				Pressure; W/Air Brakes; W/24" P.S.			
Pressure; W/Air Brakes; W/24" P.S.				Assy.....	80195		
Assy.....	80195			Pressure; W/Air Brakes; W/39" P.S.			
Pressure; W/Air Brakes; W/39" P.S.				Assy.....	80197		
Assy.....	80197			Pressure; W/Hyd. Brakes.....	80196		
Pressure - From Pump; W/Hyd. Brakes	80196			Reservoir		✳	
Reservoir		✳		Return		*	
Return		*		1979			
GM V-8 6.0 L ENG.				GM 6-CYL. 292 ENG.			
Pressure; W/Air Brakes; W/24" P.S.				Pressure	71306		
Assy.....	80195			Reservoir		✳	
Pressure; W/Air Brakes; W/39" P.S.				Return		*	
Assy.....	80197			GM V-8 350 ENG.; GM V-8 366 ENG.; GM V-8 427 ENG.; GM V-8 454 ENG.			
Pressure - From Pump; W/Hyd. Brakes	80196			Pressure; W/Air Brakes; W/24" P.S.			
Pressure - To Gear; W/5000, 7000, 9000 Lb. Axle; W/Saginaw Stg.	91924			Assy.....	80195		
Gear; ☆N				Pressure; W/Air Brakes; W/39" P.S.			
Reservoir		✳		Assy.....	80197		
Return		*		Pressure; W/Hyd. Brakes.....	80196		
1984-1983				Reservoir		✳	
DETROIT DIESEL V-8 8.2 L DIESEL ENG.				Return		*	
Pressure - From Pump; W/5000, 7000, 9000 Lb. Axle; W/Saginaw Stg.				1978-1977			
Gear; ☆N	80199			GM V-8 350 ENG.; GM V-8 366 ENG.; GM V-8 427 ENG.; GM V-8 454 ENG.			
GM V-8 5.7 L ENG.; GM V-8 6.0 L ENG.				Cyl.....	②71301		
Pressure; W/Air Brakes; W/24" P.S.				Pressure; W/Air Brakes; W/24" P.S.			
Assy.....	80195			Assy.....	80195		
Pressure; W/Air Brakes; W/39" P.S.				Pressure; W/Air Brakes; W/39" P.S.			
Assy.....	80197			Assy.....	80197		
Pressure - From Pump; W/Hyd. Brakes	80196			Pressure; W/Hyd. Brakes.....	80196		
Pressure - To Gear; W/5000, 7000, 9000 Lb. Axle; W/Saginaw Stg.	91924			Reservoir		✳	
Gear; ☆N				Return		*	
Reservoir		✳		1984-1983			
Return		*		DETROIT DIESEL V-8 8.2 L DIESEL ENG.			
1984-1983				GM V-8 350 ENG.; GM V-8 366 ENG.; GM V-8 427 ENG.; GM V-8 454 ENG.			
DETROIT DIESEL V-8 8.2 L DIESEL ENG.				Pressure; W/Air Brakes; W/24" P.S.			
Pressure - From Pump; W/5000, 7000, 9000 Lb. Axle; W/Saginaw Stg.				Assy.....	80195		
Gear; ☆N	80199			Pressure; W/Air Brakes; W/39" P.S.			
GM V-8 5.7 L ENG.; GM V-8 6.0 L ENG.				Assy.....	80197		
Pressure; W/Air Brakes; W/24" P.S.				Pressure; W/Hyd. Brakes.....	80196		
Assy.....	80195			Reservoir		✳	
Pressure; W/Air Brakes; W/39" P.S.				Return		*	
Assy.....	80197			1978-1977			
Pressure - From Pump; W/Hyd. Brakes	80196			GM V-8 350 ENG.; GM V-8 366 ENG.; GM V-8 427 ENG.; GM V-8 454 ENG.			
Pressure - To Gear; W/5000, 7000, 9000 Lb. Axle; W/Saginaw Stg.	91924			Cyl.....	②71301		
Gear; ☆N				Pressure; W/Air Brakes; W/24" P.S.			
Reservoir		✳		Assy.....	80195		
Return		*		Pressure; W/Air Brakes; W/39" P.S.			
1984-1983				Assy.....	80197		
DETROIT DIESEL V-8 8.2 L DIESEL ENG.				Pressure; W/Hyd. Brakes.....	80196		
Pressure - From Pump; W/5000, 7000, 9000 Lb. Axle; W/Saginaw Stg.				Reservoir		✳	
Gear; ☆N	80199			Return		*	
GM V-8 5.7 L ENG.; GM V-8 6.0 L ENG.				1978-1977			
Pressure; W/Air Brakes; W/24" P.S.				GM V-8 350 ENG.; GM V-8 366 ENG.; GM V-8 427 ENG.; GM V-8 454 ENG.			
Assy.....	80195			Cyl.....	②71301		
Pressure; W/Air Brakes; W/39" P.S.				Pressure; W/Air Brakes; W/24" P.S.			
Assy.....	80197			Assy.....	80195		
Pressure - From Pump; W/Hyd. Brakes	80196			Pressure; W/Air Brakes; W/39" P.S.			
Pressure - To Gear; W/5000, 7000, 9000 Lb. Axle; W/Saginaw Stg.	91924			Assy.....	80197		
Gear; ☆N				Pressure; W/Hyd. Brakes.....	80196		
Reservoir		✳		Reservoir		✳	
Return		*		Return		*	

- * Cut From C.P.E. 3/8" I.D. Hose: 71350 (48"), 81352 (25').
- † Cut From S.A.E. 11/32" I.D. Hose: 80062 (12"), 80063 (24"), 80064 (36"), 81353 (25').
- ★ Cut From S.A.E. 3/8" I.D. Hose: 71224 (24"), 71236 (36"), 71206 (48"), 81206 (25'). May Also Use 3/8" C.P.E.
- ✳ Cut From S.A.E. 5/8" I.D. Hose: 71351 (36").
- Cut From 1/2" I.D. Suction Hose: 71296 (36"), 81354 (10').
- ◇ Cut From 5/8" I.D. Suction Hose: 71207 (42"), 81355 (10').
- ✳ Cut From 3/4" I.D. Suction Hose: 71297 (36"), 81356 (10').
- ☆ See Page A14 For Pump or Gear Identification.

- ② Two Required.
- ③ Three Required.
- ④ Four Required.
- ✳ Cut To Fit.
- ✳ Replaces Both Upper and Lower Hose.
- ▲ 252660 Adaptor Required For Some Models.
- ✳ See Page A6 For Installation Procedure.

SYSTEM
PUMP &
GEAR
IDENT.

SYSTEM &
COM-
PONENT
IDENT.

PASS.
CARS

LIGHT
TRUCKS

MEDIUM/
HEAVY
TRUCKS

BUSES

HOSE
NUMER-
ICAL

REPAIR
KITS

KIT
NUMER-
ICAL

ILLUSTRATIONS

Power Steering Hose for Medium and Heavy-Duty Trucks

**SYSTEM
PUMP &
GEAR
IDENT.**

**SYSTEM &
COM-
PONENT
IDENT.**

**PASS.
CARS**

**LIGHT
TRUCKS**

**MEDIUM/
HEAVY
TRUCKS**

BUSES

**HOSE
NUMER-
ICAL**

**REPAIR
KITS**

**KIT
NUMER-
ICAL**

**ILLUST-
RATIONS**

Application	Assembly Number	Multi-Use Hose	End Fitting
CHEVROLET - Continued			
C60 - Continued			
1978-1977 - Continued			
GM V-8 350 ENG.; GM V-8 366 ENG.; GM V-8 427 ENG.; GM V-8 454 ENG. - Continued			
Return		★	
1976-1975			
GM V-8 350 ENG.			
Cyl.....	②71301		
Pressure	71299		
Reservoir		✳	
Return		★	
GM V-8 366 ENG.; GM V-8 427 ENG.; GM V-8 454 ENG.			
Cyl.....	②71301		
Pressure	71300		
Reservoir		✳	
Return		★	
1974			
GM V-8 350 ENG.; GM V-8 427 ENG.; GM V-8 454 ENG.			
Cyl.....	②71301		
Pressure; W/Air Brakes; W/F070, F090			
Axles.....	71300		39854
Reservoir		✳	
Return		★	
GM V-8 366 ENG.			
Cyl.....	②71301		
Pressure; W/Air Brakes; W/F070, F090			
Axles.....	71306		
Reservoir		✳	
Return		★	
1973			
GM V-6 432 ENG.; GM V-6 478 ENG.			
Cyl.....	②71301		
Pressure	71305		
Reservoir		✳	
Return		★	
GM V-8 307 ENG.; GM V-8 350 ENG.; GM V-8 427 ENG.; GM V-8 454 ENG.			
Cyl.....	②71301		
Pressure; W/F070, F090, F120 Axles....	71305		
Reservoir		✳	
Return		★	
GM V-8 366 ENG.			
Cyl.....	②71301		
Pressure; W/F070, F090, F120 Axles....	71306		
Reservoir		✳	
Return		★	
1972-1970			
GM V-8 307 ENG.; GM V-8 350 ENG.; GM V-8 366 ENG.; GM V-8 427 ENG.			
Cyl.....	②71301		
Pressure	71302		39212
Reservoir		✳	
Return		★	
1969			
GM V-8 350 ENG.			
Cyl.....	②71301		
Pressure	71302		39212
Reservoir		✳	

Application	Assembly Number	Multi-Use Hose	End Fitting
CHEVROLET - Continued			
C60 - Continued			
1969 - Continued			
GM V-8 350 ENG. - Continued			
Return			★
GM V-8 366 ENG.; GM V-8 427 ENG.			
Cyl.....	②71301		
Pressure	71304		
Reservoir		✳	
Return		★	
1968			
GM V-8 283 ENG.; GM V-8 307 ENG.; GM V-8 327 ENG.			
Pressure	71302		39212
Reservoir		✳	
Return		★	
GM V-8 366 ENG.			
Pressure	71304		
Reservoir		✳	
Return		★	
1967			
GM V-8 283 ENG.; GM V-8 327 ENG.			
Pressure	71302		39212
Reservoir		✳	
Return		★	
GM V-8 366 ENG.			
Pressure	71304		
Reservoir		✳	
Return		★	
1966			
GM V-8 283 ENG.; GM V-8 327 ENG.; GM V-8 366 ENG.; GM V-8 427 ENG.			
Cyl.; W/5000, 7000 Lb. Axle.....	②71302		
Cyl.; W/9000, 11,000 Lb. Axle.....	②71303		
Pressure	71305		
Reservoir		✳	
Return		★	
1965-1963			
GM V-8 283 ENG.; GM V-8 327 ENG.; GM V-8 348 ENG.; GM V-8 409 ENG.			
Cyl.; W/5000, 7000 Lb. Axle.....	②71302		
Cyl.; W/9000, 11,000 Lb. Axle.....	②71303		
Pressure	71305		
Reservoir		✳	
Return		★	
1962			
GM 6-CYL. 235 ENG.; GM 6-CYL. 261 ENG.			
Cyl.....	②71300		
Pressure	71303		
Reservoir		✳	
Return		★	
GM V-8 283 ENG.; GM V-8 327 ENG.; GM V-8 348 ENG.; GM V-8 409 ENG.			
Cyl.....	②71300		
Pressure	71300		
Reservoir		✳	
Return		★	

* Cut From C.P.E. 3/8" I.D. Hose: 71350 (48"), 81352 (25').
 † Cut From S.A.E. 1 1/32" I.D. Hose: 80062 (12"), 80063 (24"), 80064 (36"), 81353 (25').
 ★ Cut From S.A.E. 3/8" I.D. Hose: 71224 (24"), 71236 (36"), 71206 (48"), 81206 (25'). May Also Use 3/8" C.P.E.
 ✳ Cut From S.A.E. 5/8" I.D. Hose: 71351 (36").
 □ Cut From 1/2" I.D. Suction Hose: 71296 (36"), 81354 (10').
 † Cut From 5/8" I.D. Suction Hose: 71207 (42"), 81355 (10').
 ✳ Cut From 3/4" I.D. Suction Hose: 71297 (36"), 81356 (10').
 ☆ See Page A14 For Pump or Gear Identification.

② Two Required.
 ③ Three Required.
 ④ Four Required.
 ✳ Cut To Fit.
 ✳ Replaces Both Upper and Lower Hose.
 ▲ 252660 Adaptor Required For Some Models.
 ✳ See Page A6 For Installation Procedure.

Power Steering Hose for Medium and Heavy-Duty Trucks

Application	Assembly Number	Multi-Use Hose	End Fitting	Application	Assembly Number	Multi-Use Hose	End Fitting	
CHEVROLET - Continued				CHEVROLET - Continued				
C60 - Continued				C70 - Continued				
1961-1960				1987				
GM 6-CYL. 235 ENG.; GM 6-CYL. 261 ENG.				CATERPILLAR 3208 DIESEL ENG.				
Cyl.....	②71300			Pressure; W/7000, 9000 Lb. Axle	80198			
Pressure	71303			DETROIT DIESEL V-8 8.2 L DIESEL ENG.				
Reservoir		✳		Pressure - From Pump; W/5000, 7000,				
Return		★		9000 Lb. Axle; W/Saginaw Stg.				
GM V-8 283 ENG.; GM V-8 348 ENG.; GM V-8 409 ENG.				Gear; ☆N				80199
Cyl.....	②71300			GM V-8 6.0 L ENG.; GM V-8 7.0 L ENG.				
Pressure	71300			Pressure; W/Air Brakes; W/24" P.S.				
Reservoir		✳		Assy.....	80195			
Return.....		★		Pressure - From Pump; W/Hyd. Brakes	80196			
C70				Pressure - To Gear; W/Hyd. Brakes;				
1990				W/5000, 7000, 9000 Lb. Axle;				
CATERPILLAR 3116 DIESEL ENG.				W/Saginaw Stg. Gear; ☆N.....				91924
Ross Stg. Gear	91942			1986-1985				
Ross Stg. Gear	91943			CATERPILLAR 3208 DIESEL ENG.				
Pressure - To Gear; W/Hyd. Brakes;				Pressure	80198			
W/Saginaw Stg. Gear; ☆N.....	91925			DETROIT DIESEL V-8 8.2 L DIESEL ENG.				
DETROIT DIESEL V-8 8.2 L DIESEL ENG.				Pressure - From Pump; W/5000, 7000,				
Pressure - From Pump; W/5000, 7000,				9000 Lb. Axle; W/Saginaw Stg.				
9000 Lb. Axle.....	80199			Gear; ☆N	80199			
GM V-8 6.0 L ENG.; GM V-8 7.0 L ENG.				GM V-8 6.0 L ENG.; GM V-8 7.0 L ENG.				
Ross Stg. Gear	80223			Pressure; W/Air Brakes; W/24" P.S.				
Ross Stg. Gear	91943			Assy.....	80195			
Pressure - To Gear; W/Hyd. Brakes;				Pressure; W/Air Brakes; W/39" P.S.				
W/Saginaw Stg. Gear; ☆N.....	91925			Assy.....	80197			
1989				Pressure - From Pump; W/Hyd. Brakes				
CATERPILLAR 3208 DIESEL ENG.				Pressure - To Gear; W/5000, 7000,				
Pressure; W/7000, 9000 Lb. Axle	80198			9000 Lb. Axle; W/Saginaw Stg.				
DETROIT DIESEL V-8 8.2 L DIESEL ENG.				Gear; ☆N				91924
Pressure - From Pump; W/5000, 7000,				1984-1983				
9000 Lb. Axle.....	80199			CATERPILLAR 3208 DIESEL ENG.				
Pressure - To Gear; W/7000, 9000 Lb.				Pressure	80198			
Front Axle.....	91924			DETROIT DIESEL V-8 8.2 L DIESEL ENG.				
GM V-8 6.0 L ENG.; GM V-8 7.0 L ENG.				Pressure - From Pump; W/5000, 7000,				
Pressure; W/Air Brakes; W/24" P.S.				9000 Lb. Axle; W/Saginaw Stg.				
Assy.....	80195			Gear; ☆N	80199			
Pressure - From Pump; W/Hyd. Brakes	80196			GM V-8 6.0 L ENG.; GM V-8 7.0 L ENG.				
Pressure - To Gear; W/Hyd. Brakes;				Pressure; W/Air Brakes; W/24" P.S.				
W/5000, 7000, 9000 Lb. Axle.....	91924			Assy.....	80195			
1988				Pressure; W/Air Brakes; W/39" P.S.				
CATERPILLAR 3208 DIESEL ENG.				Assy.....				
Pressure; W/7000, 9000 Lb. Axle	80198			80197				
DETROIT DIESEL V-8 8.2 L DIESEL ENG.				Pressure - From Pump; W/Hyd. Brakes				
Pressure - From Pump; W/5000, 7000,				80196				
9000 Lb. Axle; W/Saginaw Stg.				1982-1981				
Gear; ☆N.....	80199			CATERPILLAR 3208 DIESEL ENG.				
Pressure - To Gear; W/7000, 9000 Lb.				Pressure	80198			
Front Axle; W/Saginaw Stg. Gear;				DETROIT DIESEL V-8 8.2 L DIESEL ENG.				
☆N.....	91924			Pressure - From Pump; W/7000, 9000				
GM V-8 6.0 L ENG.; GM V-8 7.0 L ENG.				Lb. Axle				
Pressure; W/Air Brakes; W/24" P.S.				80199				
Assy.....	80195			GM V-8 6.0 L ENG.; GM V-8 7.0 L ENG.				
Pressure - From Pump; W/Hyd. Brakes	80196			Pressure; W/Air Brakes; W/24" P.S.				
Pressure - To Gear; W/Hyd. Brakes;				Assy.....	80195			
W/5000, 7000, 9000 Lb. Axle.....	91924			Pressure; W/Air Brakes; W/39" P.S.				
				Assy.....				
				80197				
				Pressure - From Pump; W/Hyd. Brakes				
				80196				

- SYSTEM PUMP & GEAR IDENT.
- SYSTEM & COMPONENT IDENT.
- PASS. CARS
- LIGHT TRUCKS
- MEDIUM/HEAVY TRUCKS
- BUSES
- HOSE NUMERICAL
- REPAIR KITS
- KIT NUMERICAL
- ILLUSTRATIONS

* Cut From C.P.E. 3/8" I.D. Hose: 71350 (48"), 81352 (25').
 † Cut From S.A.E. 11/32" I.D. Hose: 80062 (12"), 80063 (24"), 80064 (36"), 81353 (25').
 ✳ Cut From S.A.E. 3/8" I.D. Hose: 71224 (24"), 71236 (36"), 71206 (48"), 81206 (25'). May Also Use 3/8" C.P.E.
 ★ Cut From S.A.E. 5/8" I.D. Hose: 71351 (36").
 □ Cut From 1/2" I.D. Suction Hose: 71296 (36"), 81354 (10').
 † Cut From 5/8" I.D. Suction Hose: 71207 (42"), 81355 (10').
 ✳ Cut From 3/4" I.D. Suction Hose: 71297 (36"), 81356 (10').
 ☆ See Page A14 For Pump or Gear Identification.

② Two Required.
 ③ Three Required.
 ④ Four Required.
 ✳ Cut To Fit.
 ✳ Replaces Both Upper and Lower Hose.
 ▲ 252660 Adaptor Required For Some Models.
 ✳ See Page A6 For Installation Procedure.

Power Steering Hose for Medium and Heavy-Duty Trucks

**SYSTEM
PUMP &
GEAR
IDENT.**

**SYSTEM &
COM-
PONENT
IDENT.**

**PASS.
CARS**

**LIGHT
TRUCKS**

**MEDIUM/
HEAVY
TRUCKS**

BUSES

**HOSE
NUMER-
ICAL**

**REPAIR
KITS**

**KIT
NUMER-
ICAL**

**ILLUST-
RATIONS**

Application	Assembly Number	Multi-Use Hose	End Fitting
CHEVROLET - Continued			
C70 - Continued			
1980			
CATERPILLAR 3208 DIESEL ENG.			
Cyl.....	②71303		
Reservoir; W/1/2" I.D. Hose.....		□	
Reservoir; W/5/8" I.D. Hose.....		✚	
Reservoir; W/3/4" I.D. Hose.....		✚	
Return; W/3/8" I.D. Hose.....		★	
GM V-8 6.0 L ENG.			
Cyl.; W/F070, F090 Axles.....	②71299		
Pressure; W/Air Brakes; W/24" P.S. Assy.....	80195		
Pressure; W/Air Brakes; W/39" P.S. Assy.....	80197		
Pressure; W/Hyd. Brakes.....	80196		
Reservoir; W/1/2" I.D. Hose.....		□	
Reservoir; W/5/8" I.D. Hose.....		✚	
Reservoir; W/3/4" I.D. Hose.....		✚	
Return; W/3/8" I.D. Hose.....		★	
GM V-8 7.0 L ENG.			
Cyl.....	②71303		
Pressure.....	71307		
Reservoir; W/1/2" I.D. Hose.....		□	
Reservoir; W/5/8" I.D. Hose.....		✚	
Reservoir; W/3/4" I.D. Hose.....		✚	
Return; W/3/8" I.D. Hose.....		★	
GM V-8 7.4 L ENG.			
Pressure; W/Air Brakes; W/24" P.S. Assy.....	80195		
Pressure; W/Air Brakes; W/39" P.S. Assy.....	80197		
Pressure; W/Hyd. Brakes.....	80196		
Reservoir; W/1/2" I.D. Hose.....		□	
Reservoir; W/5/8" I.D. Hose.....		✚	
Reservoir; W/3/4" I.D. Hose.....		✚	
Return; W/3/8" I.D. Hose.....		★	
1979			
CATERPILLAR 3208 DIESEL ENG.			
Cyl.....	②71303		
Reservoir; W/1/2" I.D. Hose.....		□	
Reservoir; W/5/8" I.D. Hose.....		✚	
Reservoir; W/3/4" I.D. Hose.....		✚	
Return; W/3/8" I.D. Hose.....		★	
GM V-8 366 ENG.; GM V-8 454 ENG.			
Cyl.; W/F070, F090 Axles.....	②71299		
Pressure; W/Air Brakes; W/24" P.S. Assy.....	80195		
Pressure; W/Air Brakes; W/39" P.S. Assy.....	80197		
Pressure; W/Hyd. Brakes.....	80196		
Reservoir; W/1/2" I.D. Hose.....		□	
Reservoir; W/5/8" I.D. Hose.....		✚	
Reservoir; W/3/4" I.D. Hose.....		✚	
Return; W/3/8" I.D. Hose.....		★	
GM V-8 427 ENG.			
Cyl.....	②71303		
Pressure.....	71307		
Reservoir; W/1/2" I.D. Hose.....		□	
Reservoir; W/5/8" I.D. Hose.....		✚	
Reservoir; W/3/4" I.D. Hose.....		✚	
Return; W/3/8" I.D. Hose.....		★	

Application	Assembly Number	Multi-Use Hose	End Fitting
CHEVROLET - Continued			
CD50			
1970-1968			
DETROIT DIESEL 4-53 DIESEL ENG.			
Cyl.....	②71301		
Pressure.....	71305		
Reservoir.....			✚
Return.....			★
1967			
DETROIT DIESEL 4-53 DIESEL ENG.			
Cyl.....	②71301		
Pressure.....	71300		
Reservoir.....			✚
Return.....			★
CD60			
1970-1968			
DETROIT DIESEL 4-53 DIESEL ENG.			
Cyl.....	②71301		
Pressure.....	71305		
Reservoir.....			✚
Return.....			★
1967			
DETROIT DIESEL 4-53 DIESEL ENG.			
Cyl.....	②71301		
Pressure.....	71300		
Reservoir.....			✚
Return.....			★
CE40			
1972-1970			
GM V-8 307 ENG.; GM V-8 350 ENG.			
Cyl.....	②71301		
Pressure.....	71302		39212
Reservoir.....			✚
Return.....			★
1969			
GM V-8 350 ENG.			
Cyl.....	②71301		
Pressure.....	71302		39212
Reservoir.....			✚
Return.....			★
1962			
GM V-8 283 ENG.; GM V-8 327 ENG.			
Cyl.....	②71300		
Pressure.....	71300		
Reservoir.....			✚
Return.....			★
1961-1960			
GM V-8 283 ENG.			
Cyl.....	②71300		
Pressure.....	71300		
Reservoir.....			✚
Return.....			★

* Cut From C.P.E. 3/8" I.D. Hose: 71350 (48"), 81352 (25').
 † Cut From S.A.E. 11/32" I.D. Hose: 80062 (12"), 80063 (24"), 80064 (36"), 81353 (25').
 ★ Cut From S.A.E. 3/8" I.D. Hose: 71224 (24"), 71236 (36"), 71206 (48"), 81206 (25'). May Also Use 3/8" C.P.E.
 ✚ Cut From S.A.E. 5/8" I.D. Hose: 71351 (36").
 □ Cut From 1/2" I.D. Suction Hose: 71296 (36"), 81354 (10').
 ✚ Cut From 5/8" I.D. Suction Hose: 71207 (42"), 81355 (10').
 ✚ Cut From 3/4" I.D. Suction Hose: 71297 (36"), 81356 (10').
 ☆ See Page A14 For Pump or Gear Identification.

② Two Required.
 ③ Three Required.
 ④ Four Required.
 ✚ Cut To Fit.
 ✚ Replaces Both Upper and Lower Hose.
 ▲ 252660 Adaptor Required For Some Models.
 ✚ See Page A6 For Installation Procedure.

Power Steering Hose for Medium and Heavy-Duty Trucks

Application	Assembly Number	Multi-Use Hose	End Fitting	Application	Assembly Number	Multi-Use Hose	End Fitting
CHEVROLET - Continued				CHEVROLET - Continued			
CE50				CE60 - Continued			
1972-1970				1972-1970 - Continued			
GM V-8 307 ENG.; GM V-8 350 ENG.				GM V-8 307 ENG.; GM V-8 350 ENG. - Continued			
Cyl.....	②71301			Return		★	
Pressure	71302		39212	1969			
Reservoir		☼		GM V-8 350 ENG.			
Return		★		Cyl.....	②71301		
				Pressure	71302		39212
1969				Reservoir		☼	
GM V-8 350 ENG.				Return		★	
Cyl.....	②71301			1968			
Pressure	71302		39212	GM V-8 283 ENG.; GM V-8 307 ENG.; GM V-8 327 ENG.			
Reservoir		☼		Pressure	71302		39212
Return		★		Reservoir		☼	
				Return		★	
1968				1967			
GM V-8 283 ENG.; GM V-8 307 ENG.; GM V-8 327 ENG.				GM V-8 283 ENG.; GM V-8 327 ENG.			
Pressure	71302		39212	Pressure	71302		39212
Reservoir		☼		Reservoir		☼	
Return		★		Return		★	
1967				1966-1963			
GM V-8 283 ENG.; GM V-8 327 ENG.				GM V-8 283 ENG.; GM V-8 327 ENG.			
Pressure	71302		39212	Cyl.; W/5000, 7000 Lb. Axle.....	②71302		
Reservoir		☼		Cyl.; W/9000, 11,000 Lb. Axle.....	②71303		
Return		★		Pressure	71305		
				Reservoir		☼	
1966-1963				Return		★	
GM V-8 283 ENG.; GM V-8 327 ENG.				1962			
Cyl.; W/5000, 7000 Lb. Axle.....	②71302			GM V-8 283 ENG.; GM V-8 327 ENG.			
Cyl.; W/9000, 11,000 Lb. Axle.....	②71303			Cyl.....	②71300		
Pressure	71305			Pressure	71300		
Reservoir		☼		Reservoir		☼	
Return		★		Return		★	
1962				1961-1960			
GM V-8 283 ENG.; GM V-8 327 ENG.				GM V-8 283 ENG.			
Cyl.....	②71300			Cyl.....	②71300		
Pressure	71300			Pressure	71300		
Reservoir		☼		Reservoir		☼	
Return		★		Return		★	
1961-1960				CG50			
GM V-8 283 ENG.				1969-1968			
Cyl.....	②71300			GM D478 DIESEL ENG.; GM DH478 DIESEL ENG.			
Pressure	71300			Cyl.....	②71301		
Reservoir		☼		Pressure	71305		
Return		★		Reservoir		☼	
				Return		★	
CE60				1967			
1975				GM D478 DIESEL ENG.; GM DH478 DIESEL ENG.			
GM V-8 427 ENG.				Cyl.....	②71305		
Cyl.....	②71301			Pressure	71305		
Pressure	71300			Reservoir		☼	
Reservoir		☼		Return		★	
Return		★		1967			
1972-1970				GM D478 DIESEL ENG.; GM DH478 DIESEL ENG.			
GM V-8 307 ENG.; GM V-8 350 ENG.				Cyl.....	②71305		
Cyl.....	②71301			Pressure	71305		
Pressure	71302		39212	Reservoir		☼	
Reservoir		☼		Return		★	

SYSTEM
PUMP &
GEAR
IDENT.

SYSTEM &
COM-
PONENT
IDENT.

PASS.
CARS

LIGHT
TRUCKS

MEDIUM/
HEAVY
TRUCKS

BUSES

HOSE
NUMER-
ICAL

REPAIR
KITS

KIT
NUMER-
ICAL

ILLUSTRATIONS

* Cut From C.P.E. 3/8" I.D. Hose: 71350 (48"), 81352 (25').
 † Cut From S.A.E. 11/32" I.D. Hose: 80062 (12"), 80063 (24"), 80064 (36"), 81353 (25').
 * Cut From S.A.E. 3/8" I.D. Hose: 71224 (24"), 71236 (36"), 71206 (48"), 81206 (25'). May Also Use 3/8" C.P.E.
 ☼ Cut From S.A.E. 5/8" I.D. Hose: 71351 (36").
 □ Cut From 1/2" I.D. Suction Hose: 71296 (36"), 81354 (10').
 ⚡ Cut From 5/8" I.D. Suction Hose: 71207 (42"), 81355 (10').
 * Cut From 3/4" I.D. Suction Hose: 71297 (36"), 81356 (10').
 ☆ See Page A14 For Pump or Gear Identification.

② Two Required.
 ③ Three Required.
 ④ Four Required.
 ⚡ Cut To Fit.
 ☼ Replaces Both Upper and Lower Hose.
 ▲ 252660 Adaptor Required For Some Models.
 ⚡ See Page A6 For Installation Procedure.

Power Steering Hose for Medium and Heavy-Duty Trucks

**SYSTEM
PUMP &
GEAR
IDENT.**

**SYSTEM &
COM-
PONENT
IDENT.**

**PASS.
CARS**

**LIGHT
TRUCKS**

**MEDIUM/
HEAVY
TRUCKS**

BUSES

**HOSE
NUMER-
ICAL**

**REPAIR
KITS**

**KIT
NUMER-
ICAL**

**ILLUST-
RATIONS**

Application	Assembly Number	Multi-Use Hose	End Fitting
CHEVROLET - Continued			
CG60			
1969-1968			
GM D478 DIESEL ENG.; GM DH478 DIESEL ENG.			
Cyl.....	②71301		
Pressure	71305		
Reservoir		✳	
Return		★	
1967			
GM D478 DIESEL ENG.; GM DH478 DIESEL ENG.			
Cyl.....	②71305		
Pressure	71305		
Reservoir		✳	
Return		★	
CM60			
1972-1970			
GM V-6 401 ENG.; GM V-6 432 ENG.; GM V-6 478 ENG.			
Cyl.....	②71301		
Pressure	71305		
Reservoir		✳	
Return		★	
D50			
1966-1965			
DETROIT DIESEL 4-53 DIESEL ENG.			
Cyl.; W/Tandem Axle.....	②71300		
Cyl.; W/Std. Axle; W/5000, 7000 Lb. Axle.....	②71302		
Cyl.; W/Std. Axle; W/9000, 11,000 Lb. Axle.....	②71299		
Pressure	71300		
Reservoir		✳	
Return		★	
D60			
1966-1965			
DETROIT DIESEL 4-53 DIESEL ENG.			
Cyl.; W/Tandem Axle.....	②71300		
Cyl.; W/Std. Axle; W/5000, 7000 Lb. Axle.....	②71302		
Cyl.; W/Std. Axle; W/9000, 11,000 Lb. Axle.....	②71299		
Pressure	71300		
Reservoir		✳	
Return		★	
H70			
1977-1973			
DETROIT DIESEL 6V-53 DIESEL ENG.			
Pressure	71305		
Reservoir; W/1/2" I.D. Hose.....		□	
Reservoir; W/5/8" I.D. Hose.....		✳	
Reservoir; W/3/4" I.D. Hose.....		✳	
Return; W/3/8" I.D. Hose.....		★	

Application	Assembly Number	Multi-Use Hose	End Fitting
CHEVROLET - Continued			
HE90			
1972			
GM V-8 637 ENG.			
Cyl.....	②71299		
Pressure	71307		
Reservoir; W/1/2" I.D. Hose.....		□	
Reservoir; W/5/8" I.D. Hose.....		✳	
Reservoir; W/3/4" I.D. Hose.....		✳	
Return		★	
1971			
GM V-8 637 ENG.			
Cyl.....	②71299		
Pressure	71307		
Reservoir; W/1/2" I.D. Hose.....		□	
Reservoir; W/5/8" I.D. Hose.....		✳	
Reservoir; W/3/4" I.D. Hose.....		✳	
Return; W/3/8" I.D. Hose.....		★	
1970			
GM V-8 637 ENG.			
Cyl.....	②71299		
Pressure	71307		
1969-1966			
GM V-8 637 ENG.			
Cyl.....	②71299		
Pressure	71307		
Reservoir; W/1/2" I.D. Hose.....		□	
Reservoir; W/5/8" I.D. Hose.....		✳	
Reservoir; W/3/4" I.D. Hose.....		✳	
Return		★	
HJ70			
1971-1970			
GM D637 DIESEL ENG.; GM DH637 DIESEL ENG.			
Cyl.....	②71299		
Pressure	71308		
Reservoir; W/1/2" I.D. Hose.....		□	
Reservoir; W/5/8" I.D. Hose.....		✳	
Reservoir; W/3/4" I.D. Hose.....		✳	
Return; W/3/8" I.D. Hose.....		★	
1969			
GM D637 DIESEL ENG.; GM DH637 DIESEL ENG.			
Cyl.....	②71299		
Pressure	71308		
Reservoir; W/1/2" I.D. Hose.....		□	
Reservoir; W/5/8" I.D. Hose.....		✳	
Reservoir; W/3/4" I.D. Hose.....		✳	
Return		★	
1967			
GM D637 DIESEL ENG.; GM DH637 DIESEL ENG.			
Cyl.....	②71299		
Pressure	71308		
Reservoir; W/1/2" I.D. Hose.....		□	
Reservoir; W/5/8" I.D. Hose.....		✳	
Reservoir; W/3/4" I.D. Hose.....		✳	
Return		★	

* Cut From C.P.E. 3/8" I.D. Hose: 71350 (48"), 81352 (25").
 † Cut From S.A.E. 11/32" I.D. Hose: 80062 (12"), 80063 (24"), 80064 (36"), 81353 (25").
 ★ Cut From S.A.E. 3/8" I.D. Hose: 71224 (24"), 71236 (36"), 71206 (48"), 81206 (25"). May Also Use 3/8" C.P.E.
 ✳ Cut From S.A.E. 5/8" I.D. Hose: 71351 (36").
 □ Cut From 1/2" I.D. Suction Hose: 71296 (36"), 81354 (10").
 ✳ Cut From 5/8" I.D. Suction Hose: 71207 (42"), 81355 (10").
 ✳ Cut From 3/4" I.D. Suction Hose: 71297 (36"), 81356 (10").
 ☆ See Page A14 For Pump or Gear Identification.

② Two Required.
 ③ Three Required.
 ④ Four Required.
 ✳ Cut To Fit.
 ✳ Replaces Both Upper and Lower Hose.
 ▲ 252660 Adaptor Required For Some Models.
 ✳ See Page A6 For Installation Procedure.

Power Steering Hose for Medium and Heavy-Duty Trucks

Application	Assembly Number	Multi-Use Hose	End Fitting	Application	Assembly Number	Multi-Use Hose	End Fitting
CHEVROLET - Continued				CHEVROLET - Continued			
HM70				HV70 - Continued			
1971-1970				1971-1970 - Continued			
GM V-6 401 ENG.; GM V-6 432 ENG.; GM V-6 478 ENG.				DETROIT DIESEL 6V-53 DIESEL ENG. - Continued			
Cyl.....	②71299			Reservoir; W/1/2" I.D. Hose.....		□	
Pressure	71307			Reservoir; W/5/8" I.D. Hose.....		✦	
Reservoir; W/1/2" I.D. Hose.....		□		Reservoir; W/3/4" I.D. Hose.....		✦	
Reservoir; W/5/8" I.D. Hose.....		✦		Return; W/3/8" I.D. Hose.....		★	
Reservoir; W/3/4" I.D. Hose.....		✦					
Return; W/3/8" I.D. Hose.....		★					
1969-1967				1969			
GM V-6 401 ENG.; GM V-6 432 ENG.; GM V-6 478 ENG.				DETROIT DIESEL 6V-53 DIESEL ENG.			
Cyl.....	②71299			Cyl.....	②71299		
Pressure	71307			Pressure	71305		39854
Reservoir; W/1/2" I.D. Hose.....		□		Reservoir; W/1/2" I.D. Hose.....		□	
Reservoir; W/5/8" I.D. Hose.....		✦		Reservoir; W/5/8" I.D. Hose.....		✦	
Reservoir; W/3/4" I.D. Hose.....		✦		Reservoir; W/3/4" I.D. Hose.....		✦	
Return.....		★		Return.....		★	
1966				J70			
GM V-6 401 ENG.; GM V-6 432 ENG.; GM V-6 478 ENG.				1977-1973			
Cyl.....	②71299			DETROIT DIESEL 6V-53 DIESEL ENG.			
Pressure	71307			Pressure	71305		
Reservoir; W/1/2" I.D. Hose.....		□		Reservoir; W/1/2" I.D. Hose.....		□	
Reservoir; W/5/8" I.D. Hose.....		✦		Reservoir; W/5/8" I.D. Hose.....		✦	
Reservoir; W/3/4" I.D. Hose.....		✦		Reservoir; W/3/4" I.D. Hose.....		✦	
Return.....		★		Return; W/3/8" I.D. Hose.....		★	
HM80				J80			
1971-1970				1977-1973			
GM V-6 401 ENG.; GM V-6 432 ENG.; GM V-6 478 ENG.				DETROIT DIESEL 6V-53 DIESEL ENG.			
Cyl.....	②71299			Pressure; W/Short Hood.....	71305		39854
Pressure	71307			Reservoir; W/1/2" I.D. Hose.....		□	
Reservoir; W/1/2" I.D. Hose.....		□		Reservoir; W/5/8" I.D. Hose.....		✦	
Reservoir; W/5/8" I.D. Hose.....		✦		Reservoir; W/3/4" I.D. Hose.....		✦	
Reservoir; W/3/4" I.D. Hose.....		✦		Return; W/3/8" I.D. Hose.....		★	
Return; W/3/8" I.D. Hose.....		★					
1969-1967				JE90			
GM V-6 401 ENG.; GM V-6 432 ENG.; GM V-6 478 ENG.				1972			
Cyl.....	②71299			GM V-8 637 ENG.			
Pressure	71307			Cyl.....	②71299		
Reservoir; W/1/2" I.D. Hose.....		□		Pressure	71307		
Reservoir; W/5/8" I.D. Hose.....		✦		Reservoir; W/1/2" I.D. Hose.....		□	
Reservoir; W/3/4" I.D. Hose.....		✦		Reservoir; W/5/8" I.D. Hose.....		✦	
Return.....		★		Reservoir; W/3/4" I.D. Hose.....		✦	
1966				1971			
GM V-6 401 ENG.; GM V-6 432 ENG.; GM V-6 478 ENG.				GM V-8 637 ENG.			
Cyl.....	②71299			Cyl.....	②71299		
Pressure	71307			Pressure	71307		
Reservoir; W/1/2" I.D. Hose.....		□		Reservoir; W/1/2" I.D. Hose.....		□	
Reservoir; W/5/8" I.D. Hose.....		✦		Reservoir; W/5/8" I.D. Hose.....		✦	
Reservoir; W/3/4" I.D. Hose.....		✦		Reservoir; W/3/4" I.D. Hose.....		✦	
Return.....		★		Return.....		★	
HV70				1970			
1972				GM V-8 637 ENG.			
DETROIT DIESEL 6V-53 DIESEL ENG.				GM V-8 637 ENG.			
Pressure	71305		39854	Cyl.....	②71299		
Reservoir; W/1/2" I.D. Hose.....		□		Pressure	71307		
Reservoir; W/5/8" I.D. Hose.....		✦		Reservoir; W/1/2" I.D. Hose.....		□	
Reservoir; W/3/4" I.D. Hose.....		✦		Reservoir; W/5/8" I.D. Hose.....		✦	
Return; W/3/8" I.D. Hose.....		★		Reservoir; W/3/4" I.D. Hose.....		✦	
1971-1970				1970			
DETROIT DIESEL 6V-53 DIESEL ENG.				GM V-8 637 ENG.			
Cyl.....	②71299			Cyl.....	②71299		
Pressure	71305		39854	Pressure	71307		

- SYSTEM PUMP & GEAR IDENT.
- SYSTEM & COMPONENT IDENT.
- PASS. CARS
- LIGHT TRUCKS
- MEDIUM/HEAVY TRUCKS
- BUSES
- HOSE NUMERICAL
- REPAIR KITS
- KIT NUMERICAL
- ILLUSTRATIONS

* Cut From C.P.E. 3/8" I.D. Hose: 71350 (48"), 81352 (25').
 † Cut From S.A.E. 11/32" I.D. Hose: 80062 (12"), 80063 (24"), 80064 (36"), 81353 (25').
 ‡ Cut From S.A.E. 3/8" I.D. Hose: 71224 (24"), 71236 (36"), 71206 (48"), 81206 (25'). May Also Use 3/8" C.P.E.
 ★ Cut From S.A.E. 5/8" I.D. Hose: 71351 (36").
 □ Cut From 1/2" I.D. Suction Hose: 71296 (36"), 81354 (10').
 ✦ Cut From 5/8" I.D. Suction Hose: 71207 (42"), 81355 (10').
 ✦ Cut From 3/4" I.D. Suction Hose: 71297 (36"), 81356 (10').
 ☆ See Page A14 For Pump or Gear Identification.

② Two Required.
 ③ Three Required.
 ④ Four Required.
 ✦ Cut To Fit.
 ✦ Replaces Both Upper and Lower Hose.
 ▲ 252660 Adaptor Required For Some Models.
 ✦ See Page A6 For Installation Procedure.

Power Steering Hose for Medium and Heavy-Duty Trucks

SYSTEM PUMP & GEAR IDENT.

SYSTEM & COMPONENT IDENT.

PASS. CARS

LIGHT TRUCKS

MEDIUM/HEAVY TRUCKS

BUSES

HOSE NUMERICAL

REPAIR KITS

KIT NUMERICAL

ILLUSTRATIONS

Application	Assembly Number	Multi-Use Hose	End Fitting
CHEVROLET - Continued			
JE90 - Continued			
1969-1966			
GM V-8 637 ENG.			
Cyl.....	②71299		
Pressure	71307		
Reservoir; W/1/2" I.D. Hose.....		☐	
Reservoir; W/5/8" I.D. Hose.....		⊕	
Reservoir; W/3/4" I.D. Hose.....		✱	
Return		★	
JJ70			
1971-1970			
GM D637 DIESEL ENG.; GM DH637 DIESEL ENG.			
Cyl.....	②71299		
Pressure	71308		
Reservoir; W/1/2" I.D. Hose.....		☐	
Reservoir; W/5/8" I.D. Hose.....		⊕	
Reservoir; W/3/4" I.D. Hose.....		✱	
Return; W/3/8" I.D. Hose		★	
1969-1967			
GM D637 DIESEL ENG.; GM DH637 DIESEL ENG.			
Cyl.....	②71299		
Pressure	71308		
Reservoir; W/1/2" I.D. Hose.....		☐	
Reservoir; W/5/8" I.D. Hose.....		⊕	
Reservoir; W/3/4" I.D. Hose.....		✱	
Return		★	
JM70			
1971-1970			
GM V-6 401 ENG.; GM V-6 432 ENG.; GM V-6 478 ENG.			
Cyl.....	②71299		
Pressure	71307		
Reservoir; W/1/2" I.D. Hose.....		☐	
Reservoir; W/5/8" I.D. Hose.....		⊕	
Reservoir; W/3/4" I.D. Hose.....		✱	
Return; W/3/8" I.D. Hose		★	
1969-1966			
GM V-6 401 ENG.; GM V-6 432 ENG.; GM V-6 478 ENG.			
Cyl.....	②71299		
Pressure	71307		
Reservoir; W/1/2" I.D. Hose.....		☐	
Reservoir; W/5/8" I.D. Hose.....		⊕	
Reservoir; W/3/4" I.D. Hose.....		✱	
Return		★	
JM80			
1971-1970			
GM V-6 401 ENG.; GM V-6 432 ENG.; GM V-6 478 ENG.			
Cyl.....	②71299		
Pressure	71307		
Reservoir; W/1/2" I.D. Hose.....		☐	
Reservoir; W/5/8" I.D. Hose.....		⊕	
Reservoir; W/3/4" I.D. Hose.....		✱	
Return; W/3/8" I.D. Hose		★	

Application	Assembly Number	Multi-Use Hose	End Fitting
CHEVROLET - Continued			
JM80 - Continued			
1969-1966 - Continued			
GM V-6 401 ENG.; GM V-6 432 ENG.; GM V-6 478 ENG.			
- Continued			
Pressure	71307		
Reservoir; W/1/2" I.D. Hose.....		☐	
Reservoir; W/5/8" I.D. Hose.....		⊕	
Reservoir; W/3/4" I.D. Hose.....		✱	
Return		★	
JV70			
1972			
DETROIT DIESEL 6V-53 DIESEL ENG.			
Pressure	71305		39854
Reservoir; W/1/2" I.D. Hose.....		☐	
Reservoir; W/5/8" I.D. Hose.....		⊕	
Reservoir; W/3/4" I.D. Hose.....		✱	
Return; W/3/8" I.D. Hose		★	
1971-1970			
DETROIT DIESEL 6V-53 DIESEL ENG.			
Cyl.....	②71299		
Pressure	71305		39854
Reservoir; W/1/2" I.D. Hose.....		☐	
Reservoir; W/5/8" I.D. Hose.....		⊕	
Reservoir; W/3/4" I.D. Hose.....		✱	
Return; W/3/8" I.D. Hose		★	
1969			
DETROIT DIESEL 6V-53 DIESEL ENG.			
Cyl.....	②71299		
Pressure	71305		39854
Reservoir; W/1/2" I.D. Hose.....		☐	
Reservoir; W/5/8" I.D. Hose.....		⊕	
Reservoir; W/3/4" I.D. Hose.....		✱	
Return		★	
JV80			
1972			
DETROIT DIESEL 6V-53 DIESEL ENG.			
Pressure	71305		39854
Reservoir; W/1/2" I.D. Hose.....		☐	
Reservoir; W/5/8" I.D. Hose.....		⊕	
Reservoir; W/3/4" I.D. Hose.....		✱	
Return; W/3/8" I.D. Hose		★	
1971-1970			
DETROIT DIESEL 6V-53 DIESEL ENG.			
Cyl.....	②71299		
Pressure	71305		39854
Reservoir; W/1/2" I.D. Hose.....		☐	
Reservoir; W/5/8" I.D. Hose.....		⊕	
Reservoir; W/3/4" I.D. Hose.....		✱	
Return; W/3/8" I.D. Hose		★	
1969			
DETROIT DIESEL 6V-53 DIESEL ENG.			
Cyl.....	②71299		
Pressure	71305		39854
Reservoir; W/1/2" I.D. Hose.....		☐	
Reservoir; W/5/8" I.D. Hose.....		⊕	
Reservoir; W/3/4" I.D. Hose.....		✱	
Return		★	

* Cut From C.P.E. 3/8" I.D. Hose: 71350 (48"), 81352 (25').
 † Cut From S.A.E. 11/32" I.D. Hose: 80062 (12"), 80063 (24"), 80064 (36"), 81353 (25').
 ★ Cut From S.A.E. 3/8" I.D. Hose: 71224 (24"), 71236 (36"), 71206 (48"), 81206 (25'). May Also Use 3/8" C.P.E.
 ⊕ Cut From S.A.E. 5/8" I.D. Hose: 71351 (36").
 ☐ Cut From 1/2" I.D. Suction Hose: 71296 (36"), 81354 (10').
 ⊕ Cut From 5/8" I.D. Suction Hose: 71207 (42"), 81355 (10').
 ✱ Cut From 3/4" I.D. Suction Hose: 71297 (36"), 81356 (10').
 ☆ See Page A14 For Pump or Gear Identification.

② Two Required.
 ③ Three Required.
 ④ Four Required.
 < Cut To Fit.
 ⊕ Replaces Both Upper and Lower Hose.
 ▲ 252660 Adaptor Required For Some Models.
 ✱ See Page A6 For Installation Procedure.

Power Steering Hose for Medium and Heavy-Duty Trucks

Application	Assembly Number	Multi-Use Hose	End Fitting	Application	Assembly Number	Multi-Use Hose	End Fitting
CHEVROLET - Continued				CHEVROLET - Continued			
KODIAK C5500				L50			
1995-1992				1965-1963			
GM V-8 6.0 L ENG.; GM V-8 7.0 L ENG.				GM V-8 283 ENG.; GM V-8 327 ENG.			
Pressure - To Gear; W/Hyd. Brakes;				Cyl..... ②71305			
W/Saginaw Stg. Gear; ☆N..... 91925				Pressure 71305			
1991				Reservoir ☆			
GM V-8 6.0 L ENG.; GM V-8 7.0 L ENG.				Return ★			
Ross Stg. Gear 80223				1962			
Pressure - To Gear; W/Hyd. Brakes;				GM V-8 283 ENG.; GM V-8 327 ENG.			
W/Saginaw Stg. Gear; ☆N..... 91925				Cyl. - Left Turn 71303			
KODIAK C6500				Cyl. - Right Turn 71304			
1995-1992				Pressure 71305			
CATERPILLAR 3116 DIESEL ENG.				1961-1960			
Ross Stg. Gear 91942				GM V-8 283 ENG.			
Pressure - To Gear; W/Hyd. Brakes;				Cyl. - Left Turn 71303			
W/Saginaw Stg. Gear; ☆N..... 91925				Cyl. - Right Turn 71304			
GM V-8 6.0 L ENG.; GM V-8 7.0 L ENG.				Pressure 71305			
Pressure - To Gear; W/Hyd. Brakes;				L60			
W/Saginaw Stg. Gear; ☆N..... 91925				1965-1963			
1991				GM V-8 283 ENG.; GM V-8 327 ENG.			
CATERPILLAR 3116 DIESEL ENG.				Cyl..... ②71305			
Ross Stg. Gear 91942				Pressure 71305			
Pressure - To Gear; W/Hyd. Brakes;				Reservoir ☆			
W/Saginaw Stg. Gear; ☆N..... 91925				Return ★			
GM V-8 6.0 L ENG.; GM V-8 7.0 L ENG.				1962			
Ross Stg. Gear 80223				GM V-8 283 ENG.; GM V-8 327 ENG.			
Pressure - To Gear; W/Hyd. Brakes;				Cyl. - Left Turn 71303			
W/Saginaw Stg. Gear; ☆N..... 91925				Cyl. - Right Turn 71304			
KODIAK C7500				Pressure 71305			
1995-1992				1961-1960			
CATERPILLAR 3116 DIESEL ENG.				GM V-8 283 ENG.			
Ross Stg. Gear 91942				Cyl. - Left Turn 71303			
Ross Stg. Gear 91943				Cyl. - Right Turn 71304			
Pressure - To Gear; W/Hyd. Brakes;				Pressure 71305			
W/Saginaw Stg. Gear; ☆N..... 91925				M65			
GM V-8 6.0 L ENG.; GM V-8 7.0 L ENG.				1978-1973			
Ross Stg. Gear 91943				GM V-8 366 ENG.; GM V-8 427 ENG.; GM V-8 454 ENG.			
Pressure - To Gear; W/Hyd. Brakes;				Cyl..... ②71301			
W/Saginaw Stg. Gear; ☆N..... 91925				Pressure 71306			
1991				Reservoir ☆			
CATERPILLAR 3116 DIESEL ENG.				Return ★			
Ross Stg. Gear 91942				M90			
Ross Stg. Gear 91943				1970			
Pressure - To Gear; W/Hyd. Brakes;				DETROIT DIESEL 8V-71 DIESEL ENG.			
W/Saginaw Stg. Gear; ☆N..... 91925				Cyl..... ②71299			
GM V-8 6.0 L ENG.; GM V-8 7.0 L ENG.				Pressure 71301			
Ross Stg. Gear 80223				MB60			
Ross Stg. Gear 91943				1969			
Pressure - To Gear; W/Hyd. Brakes;				GM D478 DIESEL ENG.; GM DH478 DIESEL ENG.			
W/Saginaw Stg. Gear; ☆N..... 91925				Cyl..... ②71301			

* Cut From C.P.E. 3/8" I.D. Hose: 71350 (48"), 81352 (25').
 † Cut From S.A.E. 11/32" I.D. Hose: 80062 (12"), 80063 (24"), 80064 (36"), 81353 (25').
 ‡ Cut From S.A.E. 3/8" I.D. Hose: 71224 (24"), 71236 (36"), 71206 (48"), 81206 (25'). May Also Use 3/8" C.P.E.
 ★ Cut From S.A.E. 5/8" I.D. Hose: 71351 (36").
 □ Cut From 1/2" I.D. Suction Hose: 71296 (36"), 81354 (10').
 † Cut From 5/8" I.D. Suction Hose: 71207 (42"), 81355 (10').
 * Cut From 3/4" I.D. Suction Hose: 71297 (36"), 81356 (10').
 ☆ See Page A14 For Pump or Gear Identification.

② Two Required.
 ③ Three Required.
 ④ Four Required.
 † Cut To Fit.
 ☆ Replaces Both Upper and Lower Hose.
 ▲ 252660 Adaptor Required For Some Models.
 † See Page A6 For Installation Procedure.

SYSTEM PUMP & GEAR IDENT.

SYSTEM & COMPONENT IDENT.

PASS. CARS

LIGHT TRUCKS

MEDIUM/HEAVY TRUCKS

BUSES

HOSE NUMERICAL

REPAIR KITS

KIT NUMERICAL

ILLUSTRATIONS

Power Steering Hose for Medium and Heavy-Duty Trucks

SYSTEM PUMP & GEAR IDENT.

SYSTEM & COMPONENT IDENT.

PASS. CARS

LIGHT TRUCKS

MEDIUM/HEAVY TRUCKS

BUSES

HOSE NUMERICAL

REPAIR KITS

KIT NUMERICAL

ILLUSTRATIONS

Application	Assembly Number	Multi-Use Hose	End Fitting
CHEVROLET - Continued			
MB60 - Continued			
1969 - Continued			
GM D478 DIESEL ENG.; GM DH478 DIESEL ENG. - Continued			
Pressure	71305		
Reservoir		✳	
Return		★	
MI90			
1971-1970			
DETROIT DIESEL 6-71 DIESEL ENG.			
Cyl.....	②71301		
Pressure	71302		39212
Reservoir; W/1/2" I.D. Hose.....		□	
Reservoir; W/5/8" I.D. Hose.....		✳	
Reservoir; W/3/4" I.D. Hose.....		✳	
Return; W/3/8" I.D. Hose		★	
1969-1967			
DETROIT DIESEL 6-71 DIESEL ENG.			
Cyl.....	②71301		
Pressure	71302		39212
Reservoir; W/1/2" I.D. Hose.....		□	
Reservoir; W/5/8" I.D. Hose.....		✳	
Reservoir; W/3/4" I.D. Hose.....		✳	
Return; W/3/8" I.D. Hose		★	
1966			
DETROIT DIESEL 6-71 DIESEL ENG.			
Cyl.....	②71305		
Pressure	71302		39212
Reservoir; W/1/2" I.D. Hose.....		□	
Reservoir; W/5/8" I.D. Hose.....		✳	
Reservoir; W/3/4" I.D. Hose.....		✳	
Return; W/3/8" I.D. Hose		★	
P30			
1995			
GM V-8 6.5 L DIESEL ENG.			
Pressure - Hydroboost To Gear; W/Front I-Beam Suspension.....	91537		
Pressure - Hydroboost To Gear; W/O Front I-Beam Suspension	91470		
Pressure - Pump To Hydroboost; Motor Home	80065		
Pressure - Pump To Hydroboost; W/Brake Warning System; Exc. Mo- tor Home	91821		
Pressure - Pump To Hydroboost; W/O Brake Warning System; Exc. Motor Home	91822		
Return - Gear To Pump; Motor Home...		✳	
Return - Gear To Pump; Exc. Motor Home		✳14"	
Return - Hydroboost To Pump; Motor Home		✳	
Return - Hydroboost To Pump; Exc. Motor Home		✳33"	
GM V-8 7.4 L ENG.			
Pressure - Hydroboost To Gear.....	91727		
Pressure - Pump To Hydroboost.....	91726		
Return - Gear To Pump.....		✳	
Return - Hydroboost To Pump		✳	

Application	Assembly Number	Multi-Use Hose	End Fitting
CHEVROLET - Continued			
P30 - Continued			
1994-1992			
GM V-8 7.4 L ENG.			
Pressure - Hydroboost To Gear.....	91727		
Pressure - Pump To Hydroboost.....	91726		
Return - Gear To Pump.....		✳	
Return - Hydroboost To Pump		✳	
1991-1990			
GM V-8 5.7 L ENG.			
Pressure - Hydroboost To Gear.....	91727		
Pressure - Pump To Hydroboost.....	91728		
Return - Gear To Pump.....		✳	
Return - Hydroboost To Pump		✳	
GM V-8 7.4 L ENG.			
Pressure - Hydroboost To Gear.....	91727		
Pressure - Pump To Hydroboost.....	91726		
Return - Gear To Pump.....		✳	
Return - Hydroboost To Pump		✳	
1979			
GM 6-CYL. 292 ENG.			
Pressure	70910		
Return		★	
GM V-8 350 ENG.			
Pressure; Conventional System; Motor Home; W/10,000 Lb. Axle	70912		
Pressure; Conventional System; Exc. Motor Home	70911		
Pressure - Hydroboost To Gear; Hydro- boost System	91581		
Pressure - Pump To Hydroboost; Hy- droboost System	70911		
Return; Conventional System		★	
Return - Hydroboost To Tee; Hydro- boost System	≈70551	★36"	
Return - Gear To Tee; Hydroboost System.....		★19"	39135
Return - Tee To Pump; Hydroboost System.....		★3"	
GM V-8 454 ENG.			
Pressure; Motor Home.....	70933		
Pressure; Exc. Motor Home	70911		
Return		★	
1978			
GM 6-CYL. 292 ENG.			
Pressure	70910		
Return		★	
GM V-8 350 ENG.			
Pressure; Motor Home; W/10,000 Lb. Axle.....	70912		
Pressure; Exc. Motor Home	70911		
Return		★	
GM V-8 454 ENG.			
Pressure; Motor Home.....	70933		
Return		★	
P40			
1967			
GM 6-CYL. 292 ENG.			
Cyl.....	②71302		

✳ Cut From C.P.E. 3/8" I.D. Hose: 71350 (48"), 81352 (25').
 † Cut From S.A.E. 11/32" I.D. Hose: 80062 (12"), 80063 (24"), 80064 (36"), 81353 (25').
 ★ Cut From S.A.E. 3/8" I.D. Hose: 71224 (24"), 71236 (36"), 71206 (48"), 81206 (25'). May Also Use 3/8" C.P.E.
 □ Cut From S.A.E. 5/8" I.D. Hose: 71351 (36").
 ◻ Cut From 1/2" I.D. Suction Hose: 71296 (36"), 81354 (10').
 ✳ Cut From 5/8" I.D. Suction Hose: 71207 (42"), 81355 (10').
 ✳ Cut From 3/4" I.D. Suction Hose: 71297 (36"), 81356 (10').
 ☆ See Page A14 For Pump or Gear Identification.

② Two Required.
 ③ Three Required.
 ④ Four Required.
 ≈ Cut To Fit.
 ✳ Replaces Both Upper and Lower Hose.
 ▲ 252660 Adaptor Required For Some Models.
 ✳ See Page A6 For Installation Procedure.

Power Steering Hose for Medium and Heavy-Duty Trucks

Application	Assembly Number	Multi-Use Hose	End Fitting	Application	Assembly Number	Multi-Use Hose	End Fitting
CHEVROLET - Continued				CHEVROLET - Continued			
P40 - Continued				T50 - Continued			
1967 - Continued				1973 - Continued			
GM 6-CYL. 292 ENG. - Continued				GM V-8 366 ENG.; GM V-8 427 ENG.			
Pressure	71299			Cyl.....	②71305		
Reservoir		✳		Pressure	71303		
Return		★		Reservoir		✧	
				Return		★	
P50				1972-1970			
1967				GM 6-CYL. 292 ENG.			
GM 6-CYL. 292 ENG.				Cyl.....			
Cyl.....	②71302			Pressure	71305		
Pressure	71299			Reservoir		✧	
Reservoir		✳		Return		★	
Return		★					
T40				GM V-8 350 ENG.			
1972-1970				Cyl.....			
GM 6-CYL. 292 ENG.				Pressure			
Cyl.....	②71305			Reservoir		✧	
Pressure	71305			Return		★	
Reservoir		✧					
Return		★		GM V-8 366 ENG.; GM V-8 427 ENG.			
				Cyl.....	②71305		
1969				Pressure			
GM 6-CYL. 292 ENG.				Reservoir			
Cyl.....	②71305			Return		✧	
Pressure	71304					★	
Reservoir		✧		1969			
Return		★		GM 6-CYL. 292 ENG.			
				Cyl.....	②71305		
1968				Pressure			
GM 6-CYL. 250 ENG.; GM 6-CYL. 292 ENG.				Reservoir			
Cyl.....	②71305			Return		✧	
Pressure	71304					★	
Reservoir		✧		GM V-8 366 ENG.; GM V-8 427 ENG.			
Return		★		Cyl.....	②71305		
				Pressure	71303		
1967-1963				Reservoir			
GM 6-CYL. 230 ENG.; GM 6-CYL. 250 ENG.; GM 6-CYL. 292 ENG.				Return			
Cyl.....	②71305					✧	
Pressure	71304					★	
Reservoir		✧		1968			
Return		★		GM 6-CYL. 292 ENG.			
				Cyl.....	②71305		
1962				Pressure			
DETROIT DIESEL 3-53 DIESEL ENG.				Reservoir			
Cyl. - Left Turn	71303			Return		✧	
Cyl. - Right Turn	71304					★	
Pressure	71305			GM V-8 283 ENG.; GM V-8 307 ENG.; GM V-8 327 ENG.; GM V-8 366 ENG.; GM V-8 427 ENG.; GM V-8 454 ENG.			
				Cyl.....	②71305		
T50				Pressure			
1973				Reservoir			
GM D478 DIESEL ENG.; GM DH478 DIESEL ENG.				Return			
Cyl.....	②71305					✧	
Pressure; W/ Hyd. Brakes.....	71305					★	
Pressure; W/O Hyd. Brakes	71307			1967-1966			
Reservoir		✧		GM 6-CYL. 292 ENG.			
Return		★		Cyl.....	②71305		
				Pressure	71304		
				Reservoir		✧	
				Return		★	
				GM V-8 283 ENG.; GM V-8 327 ENG.; GM V-8 366 ENG.; GM V-8 427 ENG.; GM V-8 454 ENG.			
				Cyl.....	②71305		
				Pressure	71305		
				Reservoir		✧	
				Return		★	

- SYSTEM PUMP & GEAR IDENT.
- SYSTEM & COMPONENT IDENT.
- PASS. CARS
- LIGHT TRUCKS
- MEDIUM/HEAVY TRUCKS
- BUSES
- HOSE NUMERICAL
- REPAIR KITS
- KIT NUMERICAL
- ILLUSTRATIONS

* Cut From C.P.E. 3/8" I.D. Hose: 71350 (48"), 81352 (25').
 † Cut From S.A.E. 11/32" I.D. Hose: 80062 (12"), 80063 (24"), 80064 (36"), 81353 (25').
 ✳ Cut From S.A.E. 3/8" I.D. Hose: 71224 (24"), 71236 (36"), 71206 (48"), 81206 (25'). May Also Use 3/8" C.P.E.
 ★ Cut From S.A.E. 5/8" I.D. Hose: 71351 (36").
 □ Cut From 1/2" I.D. Suction Hose: 71296 (36"), 81354 (10').
 ✧ Cut From 5/8" I.D. Suction Hose: 71207 (42"), 81355 (10').
 ✳ Cut From 3/4" I.D. Suction Hose: 71297 (36"), 81356 (10').
 ☆ See Page A14 For Pump or Gear Identification.

② Two Required.
 ③ Three Required.
 ④ Four Required.
 ✧ Cut To Fit.
 ✳ Replaces Both Upper and Lower Hose.
 ▲ 252660 Adaptor Required For Some Models.
 ✧ See Page A6 For Installation Procedure.

Power Steering Hose for Medium and Heavy-Duty Trucks

**SYSTEM
PUMP &
GEAR
IDENT.**

**SYSTEM &
COM-
PONENT
IDENT.**

**PASS.
CARS**

**LIGHT
TRUCKS**

**MEDIUM/
HEAVY
TRUCKS**

BUSES

**HOSE
NUMER-
ICAL**

**REPAIR
KITS**

**KIT
NUMER-
ICAL**

**ILLUST-
RATIONS**

Application	Assembly Number	Multi-Use Hose	End Fitting
CHEVROLET - Continued			
T50 - Continued			
1965-1963			
GM 6-CYL. 292 ENG.			
Cyl.....	②71305		
Pressure	71304		
Reservoir		✦	
Return		★	
GM V-8 283 ENG.; GM V-8 327 ENG.			
Cyl.....	②71305		
Pressure	71305		
Reservoir		✦	
Return		★	
T60			
1978-1977			
GM V-8 305 ENG.; GM V-8 350 ENG.			
Cyl.....	②71305		
Pressure	71304		
Reservoir		✦	
Return		★	
GM V-8 366 ENG.; GM V-8 427 ENG.			
Cyl.....	②71305		
Pressure	71303		
Reservoir		✦	
Return		★	
1976			
GM V-8 305 ENG.; GM V-8 350 ENG.			
Cyl.....	②71305		
Pressure	71304		
Reservoir		✦	
Return		★	
GM V-8 366 ENG.; GM V-8 427 ENG.			
Cyl.....	②71305		
Pressure	71303		
Reservoir		✦	
Return		★	
GM V-8 454 ENG.			
Reservoir		✦	
Return		★	
1975			
GM D478 DIESEL ENG.; GM DH478 DIESEL ENG.			
Cyl.....	②71305		
Pressure; W/F090 Axle.....	71308		
Pressure; W/O F090 Axle.....	71307		
Reservoir		✦	
Return		★	
GM V-8 350 ENG.; GM V-8 366 ENG.; GM V-8 427 ENG.			
Cyl.....	②71305		
Pressure	71304		
Reservoir		✦	
Return		★	
1974			
GM V-8 350 ENG.			
Cyl.....	②71305		
Pressure	71304		
Reservoir		✦	
Return		★	

Application	Assembly Number	Multi-Use Hose	End Fitting
CHEVROLET - Continued			
T60 - Continued			
1974 - Continued			
GM V-8 366 ENG.; GM V-8 427 ENG.			
Cyl.....	②71305		
Pressure	71303		
Reservoir		✦	
Return		★	
1973			
GM D478 DIESEL ENG.; GM DH478 DIESEL ENG.			
Cyl.....	②71305		
Pressure; W/Hyd. Brakes.....	71305		
Pressure; W/O Hyd. Brakes	71307		
Reservoir		✦	
Return		★	
GM V-8 307 ENG.; GM V-8 350 ENG.			
Cyl.....	②71305		
Pressure	71304		
Reservoir		✦	
Return		★	
GM V-8 366 ENG.; GM V-8 427 ENG.			
Cyl.....	②71305		
Pressure	71303		
Reservoir		✦	
Return		★	
1972-1970			
GM 6-CYL. 292 ENG.			
Cyl.....	②71305		
Pressure	71305		
Reservoir		✦	
Return		★	
GM V-8 350 ENG.			
Cyl.....	②71305		
Pressure	71304		
Reservoir		✦	
Return		★	
GM V-8 366 ENG.; GM V-8 427 ENG.			
Cyl.....	②71305		
Pressure	71303		
Reservoir		✦	
Return		★	
1969			
GM 6-CYL. 292 ENG.			
Cyl.....	②71305		
Pressure	71304		
Reservoir		✦	
Return		★	
GM V-8 366 ENG.; GM V-8 427 ENG.			
Cyl.....	②71305		
Pressure	71303		
Reservoir		✦	
Return		★	
1968			
GM 6-CYL. 292 ENG.			
Cyl.....	②71305		
Pressure	71304		
Reservoir		✦	
Return		★	

* Cut From C.P.E. 3/8" I.D. Hose: 71350 (48"), 81352 (25').
 † Cut From S.A.E. 11/32" I.D. Hose: 80062 (12"), 80063 (24"), 80064 (36"), 81353 (25').
 ★ Cut From S.A.E. 3/8" I.D. Hose: 71224 (24"), 71236 (36"), 71206 (48"), 81206 (25'). May Also Use 3/8" C.P.E.
 ✦ Cut From S.A.E. 5/8" I.D. Hose: 71351 (36").
 □ Cut From 1/2" I.D. Suction Hose: 71296 (36"), 81354 (10').
 ✧ Cut From 5/8" I.D. Suction Hose: 71207 (42"), 81355 (10').
 ✧ Cut From 3/4" I.D. Suction Hose: 71297 (36"), 81356 (10').
 ☆ See Page A14 For Pump or Gear Identification.

② Two Required.
 ③ Three Required.
 ④ Four Required.
 ✂ Cut To Fit.
 ✧ Replaces Both Upper and Lower Hose.
 ▲ 252660 Adaptor Required For Some Models.
 ✦ See Page A6 For Installation Procedure.

Power Steering Hose for Medium and Heavy-Duty Trucks

Application	Assembly Number	Multi-Use Hose	End Fitting	Application	Assembly Number	Multi-Use Hose	End Fitting
CHEVROLET - Continued				CHEVROLET - Continued			
T60 - Continued				T65 - Continued			
1968 - Continued				1976			
GM V-8 283 ENG.; GM V-8 307 ENG.; GM V-8 327 ENG.; GM V-8 366 ENG.; GM V-8 427 ENG.; GM V-8 454 ENG.				GM V-8 366 ENG.; GM V-8 427 ENG.			
Cyl.....	②71305			Cyl.....	②71305		
Pressure	71305			Pressure	71303		
Reservoir		✦		Reservoir		✦	
Return.....		★		Return.....		★	
1967-1966				GM V-8 454 ENG.			
GM 6-CYL. 292 ENG.				Reservoir			
Cyl.....	②71305					✦	
Pressure	71304			Return.....		★	
Reservoir		✦		1975			
Return.....		★		GM V-8 366 ENG.; GM V-8 427 ENG.			
GM V-8 283 ENG.; GM V-8 327 ENG.; GM V-8 366 ENG.; GM V-8 427 ENG.; GM V-8 454 ENG.				Cyl.....			
Cyl.....	②71305				②71305		
Pressure	71305			Pressure	71304		
Reservoir		✦		Reservoir		✦	
Return.....		★		Return.....		★	
1965-1964				1974			
GM 6-CYL. 292 ENG.				GM V-6 305 ENG.; GM V-6 351 ENG.; GM V-6 379 ENG.			
Cyl.....	②71305			Cyl.....	②71305		
Pressure	71304			Pressure; W/F070, F090 Axles.....	71308		
Reservoir		✦		Pressure; W/O F070, F090 Axles	71307		
Return.....		★		Reservoir		✦	
GM V-8 283 ENG.; GM V-8 327 ENG.; GM V-8 348 ENG.; GM V-8 409 ENG.				Return.....			
Cyl.....	②71305					★	
Pressure	71304			GM V-8 366 ENG.; GM V-8 427 ENG.			
Reservoir		✦		Cyl.....	②71305		
Return.....		★		Pressure	71303		
1963				Reservoir			
GM 6-CYL. 292 ENG.; GM V-8 283 ENG.							
Cyl.....	②71305					✦	
Pressure	71304			Return.....		★	
Reservoir		✦		TD50			
Return.....		★		1969			
GM V-8 327 ENG.; GM V-8 348 ENG.; GM V-8 409 ENG.				DETROIT DIESEL 4-53 DIESEL ENG.			
Cyl.....	②71305			Cyl.....	②71299		
Pressure	71305			Pressure	71304		
Reservoir		✦		Reservoir		✦	
Return.....		★		Return.....		★	
1962				TD60			
GM V-8 348 ENG.; GM V-8 409 ENG.				1969			
Cyl. - Left Turn.....	71303			DETROIT DIESEL 4-53 DIESEL ENG.			
Cyl. - Right Turn	71304			Cyl.....	②71299		
Pressure	71305			Pressure	71304		
T65				Reservoir			
1978-1977							
GM V-8 366 ENG.; GM V-8 427 ENG.				Return.....			
Cyl.....	②71305					✦	
Pressure	71303			Return.....		★	
Reservoir		✦		TE50			
Return.....		★		1972-1971			
1962				GM V-8 350 ENG.			
GM V-8 348 ENG.; GM V-8 409 ENG.				Cyl.....			
Cyl. - Left Turn.....	71303				②71305		
Cyl. - Right Turn	71304			Pressure	71304		
Pressure	71305			Reservoir		✦	
T65				Return.....			
1978-1977							
GM V-8 366 ENG.; GM V-8 427 ENG.				GM V-8 366 ENG.; GM V-8 427 ENG.			
Cyl.....	②71305			Cyl.....	②71305		
Pressure	71303			Pressure	71303		
Reservoir		✦		Reservoir		✦	
Return.....		★		Return.....		★	

- SYSTEM PUMP & GEAR IDENT.
- SYSTEM & COMPONENT IDENT.
- PASS. CARS
- LIGHT TRUCKS
- MEDIUM/HEAVY TRUCKS
- BUSES
- HOSE NUMERICAL
- REPAIR KITS
- KIT NUMERICAL
- ILLUSTRATIONS

* Cut From C.P.E. 3/8" I.D. Hose: 71350 (48"), 81352 (25').
 † Cut From S.A.E. 11/32" I.D. Hose: 80062 (12"), 80063 (24"), 80064 (36"), 81353 (25').
 ★ Cut From S.A.E. 3/8" I.D. Hose: 71224 (24"), 71236 (36"), 71206 (48"), 81206 (25'). May Also Use 3/8" C.P.E.
 ✦ Cut From S.A.E. 5/8" I.D. Hose: 71351 (36").
 □ Cut From 1/2" I.D. Suction Hose: 71296 (36"), 81354 (10').
 ✧ Cut From 5/8" I.D. Suction Hose: 71207 (42"), 81355 (10').
 * Cut From 3/4" I.D. Suction Hose: 71297 (36"), 81356 (10').
 ☆ See Page A14 For Pump or Gear Identification.

② Two Required.
 ③ Three Required.
 ④ Four Required.
 ✧ Cut To Fit.
 ✧ Replaces Both Upper and Lower Hose.
 ▲ 252660 Adaptor Required For Some Models.
 ✦ See Page A6 For Installation Procedure.

Power Steering Hose for Medium and Heavy-Duty Trucks

	Application	Assembly Number	Multi-Use Hose	End Fitting	Application	Assembly Number	Multi-Use Hose	End Fitting
SYSTEM PUMP & GEAR IDENT.	CHEVROLET - Continued				CHEVROLET - Continued			
	TE50 - Continued				TE65 - Continued			
	1970				1968-1966 - Continued			
SYSTEM & COMPONENT IDENT.	GM V-8 350 ENG.				GM V-8 366 ENG.; GM V-8 427 ENG.; GM V-8 454 ENG.			
	Cyl.....	②71305			- Continued			⊕
	Pressure	71304			Reservoir			⊕
	Reservoir		⊕		Return			★
	Return		★					
	GM V-8 427 ENG.				TE90			
	Cyl.....	②71305			1970			
	Pressure	71303			GM V-8 637 ENG.			
	Reservoir		⊕		Cyl.....	②71305		
	Return		★		Pressure	71301		
PASS. CARS	1968				Reservoir; W/1/2" I.D. Hose..... □			
	GM V-8 283 ENG.; GM V-8 307 ENG.; GM V-8 327 ENG.				Reservoir; W/5/8" I.D. Hose..... ⊕			
	Cyl.....	②71305			Reservoir; W/3/4" I.D. Hose..... ⊕			
	Pressure	71305			Return			
	Reservoir		⊕		★			
	Return		★					
LIGHT TRUCKS	1967-1963				TG50			
	GM V-8 283 ENG.; GM V-8 327 ENG.				1972			
	Cyl.....	②71305			GM D478 DIESEL ENG.; GM DH478 DIESEL ENG.			
	Pressure	71305			Cyl.....	②71305		
	Reservoir		⊕		Reservoir			⊕
	Return		★		Return			★
					1971-1967			
					GM D478 DIESEL ENG.; GM DH478 DIESEL ENG.			
MEDIUM/HEAVY TRUCKS	TE60				Cyl.....			
	1972-1971				②71305			
	GM V-8 366 ENG.; GM V-8 427 ENG.				Pressure			
	Cyl.....	②71305			71305			
	Pressure	71303			Reservoir			
	Reservoir		⊕		⊕			
	Return		★		Return			
					★			
BUSES	1970				TG60			
	GM V-8 427 ENG.				1972			
	Cyl.....	②71305			GM D478 DIESEL ENG.; GM DH478 DIESEL ENG.			
	Pressure	71303			Cyl.....	②71305		
	Reservoir		⊕		Reservoir			⊕
	Return		★		Return			★
					1971-1967			
					GM D478 DIESEL ENG.; GM DH478 DIESEL ENG.			
HOSE NUMERICAL	1966-1963				Cyl.....			
	GM V-8 283 ENG.; GM V-8 327 ENG.				②71305			
	Cyl.....	②71305			Pressure			
	Pressure	71305			71305			
	Reservoir		⊕		Reservoir			
	Return		★		⊕			
					★			
REPAIR KITS	TE65				TITAN			
	1972-1969				1980-1979			
	GM V-8 366 ENG.; GM V-8 427 ENG.				CATERPILLAR 3406 DIESEL ENG.; CUMMINS 6-CYL. 14.0 L			
	Cyl.....	②71305			DIESEL ENG.; DETROIT DIESEL 6-71 DIESEL ENG.; DE-			
	Pressure	71303			TROIT DIESEL 6V-92 DIESEL ENG.; DETROIT DIESEL			
	Reservoir		⊕		8V-71 DIESEL ENG.			
	Return		★		Pressure	71299		
					Reservoir; W/1/2" I.D. Hose..... □			
					Reservoir; W/5/8" I.D. Hose..... ⊕			
					Reservoir; W/3/4" I.D. Hose..... ⊕			
					Return; W/3/8" I.D. Hose..... ★			
KIT NUMERICAL	1968-1966				DETROIT DIESEL 8V-92 DIESEL ENG.			
	GM V-8 366 ENG.; GM V-8 427 ENG.; GM V-8 454 ENG.				Reservoir; W/1/2" I.D. Hose..... □			
	Cyl.....	②71305			Reservoir; W/5/8" I.D. Hose..... ⊕			
	Pressure	71305						

* Cut From C.P.E. 3/8" I.D. Hose: 71350 (48"), 81352 (25").
 † Cut From S.A.E. 11/32" I.D. Hose: 80062 (12"), 80063 (24"), 80064 (36"), 81353 (25").
 ★ Cut From S.A.E. 3/8" I.D. Hose: 71224 (24"), 71236 (36"), 71206 (48"), 81206 (25"). May Also Use 3/8" C.P.E.
 ⊕ Cut From S.A.E. 5/8" I.D. Hose: 71351 (36").
 □ Cut From 1/2" I.D. Suction Hose: 71296 (36"), 81354 (10").
 ⊕ Cut From 5/8" I.D. Suction Hose: 71207 (42"), 81355 (10").
 * Cut From 3/4" I.D. Suction Hose: 71297 (36"), 81356 (10").
 ☆ See Page A14 For Pump or Gear Identification.

② Two Required.
 ③ Three Required.
 ④ Four Required.
 ⊕ Cut To Fit.
 ⊕ Replaces Both Upper and Lower Hose.
 ▲ 252660 Adaptor Required For Some Models.
 ⊕ See Page A6 For Installation Procedure.

Power Steering Hose for Medium and Heavy-Duty Trucks

Application	Assembly Number	Multi-Use Hose	End Fitting	Application	Assembly Number	Multi-Use Hose	End Fitting
CHEVROLET - Continued				CHEVROLET - Continued			
TITAN - Continued				TM80 - Continued			
1980-1979 - Continued				1966			
DETROIT DIESEL 8V-92 DIESEL ENG. - Continued				GM V-6 401 ENG.; GM V-6 432 ENG.; GM V-6 478 ENG.			
Reservoir; W/3/4" I.D. Hose.....		✳		Cyl.....	②71305		
Return; W/3/8" I.D. Hose.....		★		Pressure.....	71304		
TM65				TV70			
1972				1968-1966			
GM V-6 305 ENG.				DETROIT DIESEL 6V-53 DIESEL ENG.			
Cyl.....	②71305			Cyl.; W/Short Hood; W/75" Hose.....	②71305		
Pressure; W/H.D. Axle.....	71307		39212	Cyl.; W/O Short Hood; W/17" Hose.....	②71299		
Pressure; W/Std. Axle.....	71302			Pressure; W/Short Hood.....	71307		
Reservoir.....		✳		Pressure; W/O Short Hood.....	71305		39854
Return.....		★		Reservoir; W/1/2" I.D. Hose.....		□	
GM V-6 351 ENG.; GM V-6 379 ENG.				Reservoir; W/5/8" I.D. Hose.....			
Cyl.....	②71301			Reservoir; W/3/4" I.D. Hose.....		✳	
Pressure; W/H.D. Axle.....	71307		39212	Return; W/3/8" I.D. Hose.....		★	
Pressure; W/Std. Axle.....	71302			U80			
Reservoir.....		✳		1966			
Return.....		★		DETROIT DIESEL 6V-53 DIESEL ENG.			
1971				Cyl.; W/Short Hood; W/75" Hose.....			
GM V-6 305 ENG.; GM V-6 351 ENG.; GM V-6 379 ENG.				Cyl.; W/O Short Hood; W/17" Hose.....			
Cyl.....	②71301			Pressure; W/Short Hood.....	71307		
Pressure; W/H.D. Axle.....	71307		39212	Pressure; W/O Short Hood.....	71305		39854
Pressure; W/Std. Axle.....	71302			Reservoir; W/1/2" I.D. Hose.....		□	
Reservoir.....		✳		Reservoir; W/5/8" I.D. Hose.....		✳	
Return.....		★		Reservoir; W/3/4" I.D. Hose.....		✳	
1970				Return.....			
GM V-6 305 ENG.; GM V-6 351 ENG.; GM V-6 379 ENG.				Cyl.....			
Cyl.....	②71301			Pressure; W/H.D. Axle.....	71307		39212
Pressure; W/H.D. Axle.....	71307			Pressure; W/Std. Axle.....	71302		
Pressure; W/Std. Axle.....	71302			Reservoir.....		✳	
Reservoir.....		✳		Return.....		★	
Return.....		★		W6			
1970				1980			
GM V-6 305 ENG.; GM V-6 351 ENG.; GM V-6 379 ENG.				GM V-8 5.7 L ENG.			
Cyl.....	②71301			Pressure; W/Traction Control.....	71299		39856
Pressure; W/H.D. Axle.....	71307		39212	Reservoir.....		✳	
Pressure; W/Std. Axle.....	71302			Return.....		★	
Reservoir.....		✳		GM V-8 6.0 L ENG.			
Return.....		★		Pressure; W/F070, F090 Axles.....	71300		
TM70				Reservoir.....			
1968-1967				Return.....			
GM V-6 401 ENG.; GM V-6 432 ENG.; GM V-6 478 ENG.				W7			
Cyl.....	②71305			1980			
Pressure.....	71304			GM V-8 6.0 L ENG.; GM V-8 7.0 L ENG.			
Reservoir; W/1/2" I.D. Hose.....		□		Pressure; W/F070, F090 Axles.....	71300		
Reservoir; W/5/8" I.D. Hose.....		✳		Reservoir.....		✳	
Reservoir; W/3/4" I.D. Hose.....		✳		Return.....		★	
Return.....		★		W70			
1966				1968-1966			
GM V-6 401 ENG.; GM V-6 432 ENG.; GM V-6 478 ENG.				DETROIT DIESEL 6V-53 DIESEL ENG.			
Cyl.....	②71305			Cyl.; W/Short Hood; W/75" Hose.....	②71305		
Pressure.....	71304			Cyl.; W/O Short Hood; W/17" Hose.....	②71299		
Reservoir; W/1/2" I.D. Hose.....		□		Pressure; W/Short Hood.....	71307		
Reservoir; W/5/8" I.D. Hose.....		✳		Pressure; W/O Short Hood.....	71305		39854
Reservoir; W/3/4" I.D. Hose.....		✳		Reservoir; W/1/2" I.D. Hose.....		□	
Return.....		★		Reservoir; W/5/8" I.D. Hose.....		✳	
TM80				Reservoir; W/3/4" I.D. Hose.....			
1968-1967				Return.....			
GM V-6 401 ENG.; GM V-6 432 ENG.; GM V-6 478 ENG.				Cyl.; W/Short Hood; W/75" Hose.....			
Cyl.....	②71305			Cyl.; W/O Short Hood; W/17" Hose.....	②71299		
Pressure.....	71304			Pressure; W/Short Hood.....	71307		
Reservoir; W/1/2" I.D. Hose.....		□		Pressure; W/O Short Hood.....	71305		39854
Reservoir; W/5/8" I.D. Hose.....		✳		Reservoir; W/1/2" I.D. Hose.....		□	
Reservoir; W/3/4" I.D. Hose.....		✳		Reservoir; W/5/8" I.D. Hose.....		✳	
Return.....		★		Reservoir; W/3/4" I.D. Hose.....		✳	

SYSTEM PUMP & GEAR IDENT.

SYSTEM & COMPONENT IDENT.

PASS. CARS

LIGHT TRUCKS

MEDIUM/HEAVY TRUCKS

BUSES

HOSE NUMERICAL

REPAIR KITS

KIT NUMERICAL

ILLUSTRATIONS

✳ Cut From C.P.E. 3/8" I.D. Hose: 71350 (48"), 81352 (25').
 † Cut From S.A.E. 11/32" I.D. Hose: 80062 (12"), 80063 (24"), 80064 (36"), 81353 (25').
 ✳ Cut From S.A.E. 3/8" I.D. Hose: 71224 (24"), 71236 (36"), 71206 (48"), 81206 (25'). May Also Use 3/8" C.P.E.
 ✳ Cut From S.A.E. 5/8" I.D. Hose: 71351 (36").
 □ Cut From 1/2" I.D. Suction Hose: 71296 (36"), 81354 (10').
 ✳ Cut From 5/8" I.D. Suction Hose: 71207 (42"), 81355 (10').
 ✳ Cut From 3/4" I.D. Suction Hose: 71297 (36"), 81356 (10').
 ☆ See Page A14 For Pump or Gear Identification.

② Two Required.
 ③ Three Required.
 ④ Four Required.
 ✳ Cut To Fit.
 ✳ Replaces Both Upper and Lower Hose.
 ▲ 252660 Adaptor Required For Some Models.
 ✳ See Page A6 For Installation Procedure.

Power Steering Hose for Medium and Heavy-Duty Trucks

SYSTEM PUMP & GEAR IDENT.

SYSTEM & COMPONENT IDENT.

PASS. CARS

LIGHT TRUCKS

MEDIUM/HEAVY TRUCKS

BUSES

HOSE NUMERICAL

REPAIR KITS

KIT NUMERICAL

ILLUSTRATIONS

Application	Assembly Number	Multi-Use Hose	End Fitting
CHEVROLET - Continued			
W70 - Continued			
1968-1966 - Continued			
DETROIT DIESEL 6V-53 DIESEL ENG. - Continued			
Return; W/3/8" I.D. Hose.....			★
WM80			
1968-1967			
GM V-6 401 ENG.; GM V-6 432 ENG.; GM V-6 478 ENG.			
Cyl.....	②71305		
Pressure.....	71304		
Reservoir; W/1/2" I.D. Hose.....		□	
Reservoir; W/5/8" I.D. Hose.....		⊕	
Reservoir; W/3/4" I.D. Hose.....		✳	
Return.....		★	
1966			
GM V-6 401 ENG.; GM V-6 432 ENG.; GM V-6 478 ENG.			
Cyl.....	②71305		
Pressure.....	71304		
Y80			
1966			
DETROIT DIESEL 6V-53 DIESEL ENG.			
Cyl.; W/Short Hood; W/75" Hose.....	②71305		
Cyl.; W/O Short Hood; W/17" Hose.....	②71299		
Pressure; W/Short Hood.....	71307		
Pressure; W/O Short Hood.....	71305		39854
Reservoir; W/1/2" I.D. Hose.....		□	
Reservoir; W/5/8" I.D. Hose.....		⊕	
Reservoir; W/3/4" I.D. Hose.....		✳	
Return; W/3/8" I.D. Hose.....		★	
DODGE			
C500			
1971-1968			
DODGE V-8 318 ENG.			
Cyl.....	②71300		
Pressure.....	71303		
Return.....	71305		
1967-1961			
DODGE V-8 318 ENG.			
Cyl.....	②71300		
Pressure.....	71303		
Return.....	71305		
PERKINS 6-CYL. 354 DIESEL ENG.			
Cyl.....	②71300		
Pressure; Upper.....	71305		
Pressure; Lower.....	71300		
C600			
1971-1968			
DODGE V-8 318 ENG.			
Cyl.....	②71300		
Pressure.....	71303		
Return.....	71305		
DODGE V-8 361 ENG.			
Cyl.....	②71300		

Application	Assembly Number	Multi-Use Hose	End Fitting
DODGE - Continued			
C600 - Continued			
1971-1968 - Continued			
DODGE V-8 361 ENG. - Continued			
Pressure.....	71305		
Return.....	71305		
1967-1961			
DODGE V-8 318 ENG.			
Cyl.....	②71300		
Pressure.....	71303		
Return.....	71305		
DODGE V-8 361 ENG.			
Cyl.....	②71300		
Pressure.....	71305		
Return.....	71305		
PERKINS 6-CYL. 354 DIESEL ENG.			
Cyl.....	②71300		
Pressure; Upper.....	71305		
Pressure; Lower.....	71300		
C700			
1973-1972			
DODGE V-8 361 ENG.; DODGE V-8 413 ENG.			
Pressure.....	71299		
Return.....	71299		39853
1971-1961			
DODGE V-8 361 ENG.; DODGE V-8 413 ENG.			
Cyl.; W/7000 Lb. Axle.....	②71300		
Pressure; W/7000 Lb. Axle.....	71299		
Return; W/7000 Lb. Axle.....	71299		39853
C800			
1976-1974			
DODGE V-8 361 ENG.			
Cyl.....	②71301		39856
Pressure.....	71299		39856
Return.....	71299		39853
DODGE V-8 413 ENG.			
Pressure.....	71299		39856
Return.....	71299		39853
1973-1972			
CUMMINS V-8 210 DIESEL ENG.			
Cyl.....	②71299		39856
Pressure.....	71300		
DODGE V-8 361 ENG.			
Cyl.....	②71299		39856
Pressure.....	71299		39853
Return.....	71299		39853
DODGE V-8 413 ENG.			
Cyl.; W/7000 Lb. Axle.....	②71299		39856
Pressure; W/7000 Lb. Axle.....	71299		39853
Return; W/7000 Lb. Axle.....	71299		39853
1971-1961			
DODGE V-8 361 ENG.; DODGE V-8 413 ENG.			
Cyl.; W/7000 Lb. Axle.....	②71300		
Pressure; W/7000 Lb. Axle.....	71299		
Return; W/7000 Lb. Axle.....	71299		39853

* Cut From C.P.E. 3/8" I.D. Hose: 71350 (48"), 81352 (25").
 † Cut From S.A.E. 11/32" I.D. Hose: 80062 (12"), 80063 (24"), 80064 (36"), 81353 (25").
 ★ Cut From S.A.E. 3/8" I.D. Hose: 71224 (24"), 71236 (36"), 71206 (48"), 81206 (25"). May Also Use 3/8" C.P.E.
 ⊕ Cut From S.A.E. 5/8" I.D. Hose: 71351 (36").
 □ Cut From 1/2" I.D. Suction Hose: 71296 (36"), 81354 (10").
 ⊕ Cut From 5/8" I.D. Suction Hose: 71207 (42"), 81355 (10").
 ✳ Cut From 3/4" I.D. Suction Hose: 71297 (36"), 81356 (10").
 ☆ See Page A14 For Pump or Gear Identification.

② Two Required.
 ③ Three Required.
 ④ Four Required.
 < Cut To Fit.
 ⊕ Replaces Both Upper and Lower Hose.
 ▲ 252660 Adaptor Required For Some Models.
 ✳ See Page A6 For Installation Procedure.

Power Steering Hose for Medium and Heavy-Duty Trucks

Application	Assembly Number	Multi-Use Hose	End Fitting	Application	Assembly Number	Multi-Use Hose	End Fitting
DODGE - Continued				DODGE - Continued			
C850				D400 - Continued			
1976-1974				1973-1972 - Continued			
DODGE V-8 361 ENG.				DODGE V-8 318 ENG.			
Cyl.....	②71301		39856	Cyl.....	②71303		
Pressure	71299		39856	Pressure	71303		
Return	71299		39853	Return	71301		
DODGE V-8 413 ENG.				1971			
Pressure	71299		39856	DODGE 6-CYL. 225 ENG.; DODGE V-8 318 ENG.			
Return	71299		39853	Cyl.....	②71303		
C900				Pressure	71303		
1971-1961				Return	71301		
DODGE V-8 361 ENG.; DODGE V-8 413 ENG.				1970-1961			
Cyl.; W/7000 Lb. Axle.....	②71300			DODGE V-8 318 ENG.			
Pressure; W/7000 Lb. Axle.....	71299			Pressure	71303		
Return; W/7000 Lb. Axle	71299		39853	Return	71301		
C1000				D500			
1971-1969				1976-1975			
DODGE V-8 361 ENG.; DODGE V-8 413 ENG.				DODGE 6-CYL. 225 ENG.			
Cyl.; W/7000 Lb. Axle.....	②71300			Cyl.....	②71303		
Pressure; W/7000 Lb. Axle.....	71299			Pressure	71303		
Return; W/7000 Lb. Axle	71299		39853	Reservoir		✦	
INTERNATIONAL/NAVISTAR V478 ENG.; INTERNATION- AL/NAVISTAR V549 ENG.				DODGE V-8 318 ENG.			
Cyl.....	②71299		②39856	Cyl.....	②71303		
Pressure	71299		39855	Pressure; W/Integral P.S.	70216		
1968-1961				Pressure; W/Brake Booster	71303		
DODGE V-8 361 ENG.; DODGE V-8 413 ENG.				Reservoir			✦
Cyl.; W/7000 Lb. Axle.....	②71300			Return		★	39135
Pressure; W/7000 Lb. Axle.....	71299			DODGE V-8 361 ENG.; DODGE V-8 413 ENG.			
Return; W/7000 Lb. Axle	71299		39853	Cyl.....	②71304		
D400				Pressure; W/Integral P.S.	71304		39852
1976-1975				Pressure; W/Brake Booster; Upper	71304		
DODGE 6-CYL. 225 ENG.				Pressure; W/Brake Booster; Lower	71302		
Cyl.....	②71303			Return	71299		39853
Pressure	71303			PERKINS 6-CYL. 354 DIESEL ENG.			
Reservoir		✦		Pressure	71299		
DODGE V-8 318 ENG.				Reservoir			✦
Cyl.....	②71303			1974			
Pressure; W/Integral P.S.	70216			DODGE 6-CYL. 225 ENG.			
Pressure; W/Brake Booster	71303			Cyl.....	②71303		
Reservoir		✦		Pressure	71303		
Return		★	39135	Reservoir			✦
1974				DODGE V-8 361 ENG.; DODGE V-8 413 ENG.			
DODGE 6-CYL. 225 ENG.				Cyl.....	②71304		
Cyl.....	②71303			Pressure; W/Integral P.S.	71304		39852
Pressure	71303			Pressure; W/Brake Booster; Upper	71304		
Reservoir		✦		Pressure; W/Brake Booster; Lower	71302		
1973-1972				Return	71299		39853
DODGE 6-CYL. 225 ENG.				PERKINS 6-CYL. 354 DIESEL ENG.			
Cyl.....	②71303			Pressure	71299		
Pressure	71303			Reservoir			✦
Reservoir		✦		1973-1972			
1973-1972				DODGE 6-CYL. 225 ENG.			
DODGE 6-CYL. 225 ENG.				Cyl.....	②71303		
Cyl.....	②71303			Pressure	71303		
Pressure	71303			Reservoir			✦
Reservoir		✦					

- SYSTEM PUMP & GEAR IDENT.
- SYSTEM & COMPONENT IDENT.
- PASS. CARS
- LIGHT TRUCKS
- MEDIUM/HEAVY TRUCKS
- BUSES
- HOSE NUMERICAL
- REPAIR KITS
- KIT NUMERICAL
- ILLUSTRATIONS

* Cut From C.P.E. 3/8" I.D. Hose: 71350 (48"), 81352 (25').
 † Cut From S.A.E. 11/32" I.D. Hose: 80062 (12"), 80063 (24"), 80064 (36"), 81353 (25').
 ✦ Cut From S.A.E. 3/8" I.D. Hose: 71224 (24"), 71236 (36"), 71206 (48"), 81206 (25'). May Also Use 3/8" C.P.E.
 ★ Cut From S.A.E. 5/8" I.D. Hose: 71351 (36").
 □ Cut From 1/2" I.D. Suction Hose: 71296 (36"), 81354 (10').
 ✧ Cut From 5/8" I.D. Suction Hose: 71207 (42"), 81355 (10').
 ✧ Cut From 3/4" I.D. Suction Hose: 71297 (36"), 81356 (10').
 ☆ See Page A14 For Pump or Gear Identification.

② Two Required.
 ③ Three Required.
 ④ Four Required.
 ✧ Cut To Fit.
 ✧ Replaces Both Upper and Lower Hose.
 ▲ 252660 Adaptor Required For Some Models.
 ✦ See Page A6 For Installation Procedure.

Power Steering Hose for Medium and Heavy-Duty Trucks

	Application	Assembly Number	Multi-Use Hose	End Fitting	Application	Assembly Number	Multi-Use Hose	End Fitting
SYSTEM PUMP & GEAR IDENT.	DODGE - Continued				DODGE - Continued			
SYSTEM & COMPONENT IDENT.	D500 - Continued				D600 - Continued			
PASS. CARS	1973-1972 - Continued				1974			
LIGHT TRUCKS	DODGE V-8 318 ENG.				DODGE V-8 361 ENG.; DODGE V-8 413 ENG.			
	Cyl.....	②71303			Cyl.....	②71304		
	Pressure	71303			Pressure; W/Integral P.S.	71304		39852
	Return	71301			Pressure; W/Brake Booster; Upper	71304		
					Pressure; W/Brake Booster; Lower	71302		
					Return	71299		39853
	DODGE V-8 361 ENG.; DODGE V-8 413 ENG.				PERKINS 6-CYL. 354 DIESEL ENG.			
	Cyl.....	②71304			Pressure	71299		✦
	Pressure; Upper	71304			Reservoir			
	Pressure; Lower	71302						
	Return	71299		39853				
	1971				1973-1972			
	DODGE 6-CYL. 225 ENG.; DODGE V-8 318 ENG.				DODGE V-8 318 ENG.			
	Cyl.....	②71303			Cyl.....	②71303		
	Pressure	71303			Pressure	71303		
	Return	71301			Return	71301		
	DODGE V-8 361 ENG.; DODGE V-8 413 ENG.				DODGE V-8 361 ENG.; DODGE V-8 413 ENG.			
	Pressure; Upper	71304			Cyl.....	②71304		
	Pressure; Lower	71302			Pressure; Upper	71304		
	Return	71299		39853	Pressure; Lower	71302		
					Return	71299		39853
	1970-1968				1971			
	DODGE V-8 318 ENG.				DODGE V-8 318 ENG.			
	Pressure	71303			Cyl.....	②71303		
	Return	71301			Pressure	71303		
	DODGE V-8 361 ENG.; DODGE V-8 413 ENG.				DODGE V-8 361 ENG.; DODGE V-8 413 ENG.			
	Pressure; Upper	71304			Return	71301		
	Pressure; Lower	71302			Pressure; Upper	71304		
	Return	71299		39853	Pressure; Lower	71302		
					Return	71299		39853
	DODGE 6-CYL. 225 ENG.; DODGE V-8 318 ENG.				DODGE V-8 318 ENG.			
	Cyl.....	②71303			Cyl.....	②71303		
	Pressure	71303			Pressure	71303		
	Return	71301			Return	71301		
	DODGE V-8 361 ENG.; DODGE V-8 413 ENG.				DODGE V-8 361 ENG.; DODGE V-8 413 ENG.			
	Pressure; Upper	71304			Pressure; Upper	71304		
	Pressure; Lower	71302			Pressure; Lower	71302		
	Return	71299		39853	Return	71299		39853
	1970-1968				1971			
	DODGE V-8 318 ENG.				DODGE V-8 318 ENG.			
	Pressure	71303			Cyl.....	②71303		
	Return	71301			Pressure	71303		
	DODGE V-8 361 ENG.; DODGE V-8 413 ENG.				DODGE V-8 361 ENG.; DODGE V-8 413 ENG.			
	Pressure; Upper	71304			Return	71301		
	Pressure; Lower	71302			Pressure; Upper	71304		
	Return	71299		39853	Pressure; Lower	71302		
					Return	71299		39853
	1967-1961				1970-1968			
	DODGE V-8 318 ENG.				DODGE V-8 318 ENG.			
	Pressure	71303			Pressure	71303		
	Return	71301			Return	71301		
	DODGE V-8 361 ENG.; DODGE V-8 413 ENG.				DODGE V-8 361 ENG.; DODGE V-8 413 ENG.			
	Pressure; Upper	71304			Pressure; Upper	71304		
	Pressure; Lower	71302			Pressure; Lower	71302		
	Return	71299		39853	Return	71299		39853
	PERKINS 6-CYL. 354 DIESEL ENG.				1970-1968			
	Pressure	71305			DODGE V-8 318 ENG.			
	Return	71305			Pressure	71303		
					Return	71301		
	D600				DODGE V-8 361 ENG.; DODGE V-8 413 ENG.			
	1976-1975				DODGE V-8 361 ENG.; DODGE V-8 413 ENG.			
	DODGE V-8 318 ENG.				DODGE V-8 361 ENG.; DODGE V-8 413 ENG.			
	Cyl.....	②71303			Pressure; Upper	71304		
	Pressure; W/Integral P.S.	70216			Pressure; Lower	71302		
	Pressure; W/Brake Booster	71303			Return	71299		39853
	Reservoir			✦				
	Return			★				
				39135				
	DODGE V-8 361 ENG.; DODGE V-8 413 ENG.				PERKINS 6-CYL. 354 DIESEL ENG.			
	Cyl.....	②71304			Pressure	71305		
	Pressure; W/Integral P.S.	71304			Return	71305		
	Pressure; W/Brake Booster; Upper	71304						
	Pressure; W/Brake Booster; Lower	71302						
	Return	71299		39853				
	PERKINS 6-CYL. 354 DIESEL ENG.				D700			
	Pressure	71299		✦	1976-1974			
	Reservoir			✦	DODGE V-8 361 ENG.; DODGE V-8 413 ENG.			
					Cyl.....	②71304		
					Pressure; W/Integral P.S.	71304		39852
					Pressure; W/Brake Booster; Upper	71304		
					Pressure; W/Brake Booster; Lower	71302		

* Cut From C.P.E. 3/8" I.D. Hose: 71350 (48"), 81352 (25').
 † Cut From S.A.E. 11/32" I.D. Hose: 80062 (12"), 80063 (24"), 80064 (36"), 81353 (25').
 ★ Cut From S.A.E. 3/8" I.D. Hose: 71224 (24"), 71236 (36"), 71206 (48"), 81206 (25'). May Also Use 3/8" C.P.E.
 ✦ Cut From S.A.E. 5/8" I.D. Hose: 71351 (36").
 □ Cut From 1/2" I.D. Suction Hose: 71296 (36"), 81354 (10').
 ✧ Cut From 5/8" I.D. Suction Hose: 71207 (42"), 81355 (10').
 ✨ Cut From 3/4" I.D. Suction Hose: 71297 (36"), 81356 (10').
 ☆ See Page A14 For Pump or Gear Identification.

② Two Required.
 ③ Three Required.
 ④ Four Required.
 ✧ Cut To Fit.
 ✨ Replaces Both Upper and Lower Hose.
 ▲ 252660 Adaptor Required For Some Models.
 ✦ See Page A6 For Installation Procedure.

Power Steering Hose for Medium and Heavy-Duty Trucks

Application	Assembly Number	Multi-Use Hose	End Fitting	Application	Assembly Number	Multi-Use Hose	End Fitting
DODGE - Continued				DODGE - Continued			
D700 - Continued				L600 - Continued			
1976-1974 - Continued				1971 - Continued			
DODGE V-8 361 ENG.; DODGE V-8 413 ENG. - Continued				DODGE V-8 361 ENG.; DODGE V-8 413 ENG. - Continued			
Return	71299		39853	Pressure	71304		
				Return	71304		
PERKINS 6-CYL. 354 DIESEL ENG.				1970-1969			
Pressure	71299			DODGE 6-CYL. 225 ENG.			
Reservoir		✦		Cyl.....	②71299		
				Pressure; U.S.....	71303		
1973-1972				Pressure; Canada	71301		
DODGE V-8 361 ENG.; DODGE V-8 413 ENG.				Return	71302		39855
Cyl.....	②71304			DODGE V-8 318 ENG.			
Pressure; Upper	71304			Cyl.....	②71299		
Pressure; Lower	71302			Pressure	71301		
Return	71299		39853	Return	71302		39855
1971-1968				DODGE V-8 361 ENG.; DODGE V-8 413 ENG.			
DODGE V-8 361 ENG.; DODGE V-8 413 ENG.				Pressure; Upper	71304		
Pressure; Upper	71304			Pressure; Lower	71302		
Pressure; Lower	71302			Return	71299		39853
Return	71299		39853	1967-1961			
1967-1961				DODGE V-8 361 ENG.; DODGE V-8 413 ENG.			
DODGE V-8 361 ENG.; DODGE V-8 413 ENG.				Pressure; Upper	71304		
Pressure; Upper	71304			Pressure; Lower	71302		
Pressure; Lower	71302			Return	71299		39853
Return	71299		39853	PERKINS 6-CYL. 354 DIESEL ENG.			
PERKINS 6-CYL. 354 DIESEL ENG.				Pressure	71305		
Pressure	71305			Return	71305		
Return	71305			D800			
				1976-1974			
D800				DODGE V-8 361 ENG.; DODGE V-8 413 ENG.			
1976-1974				Cyl.....	②71304		
DODGE V-8 361 ENG.; DODGE V-8 413 ENG.				Pressure; W/Integral P.S.	71304		39852
Cyl.....	②71304			Pressure; W/Brake Booster; Upper	71304		
Pressure; W/Integral P.S.	71304			Pressure; W/Brake Booster; Lower	71302		
Pressure; W/Brake Booster; Upper	71304			Return	71299		39853
Pressure; W/Brake Booster; Lower	71302			1973-1972			
Return	71299		39853	DODGE V-8 361 ENG.; DODGE V-8 413 ENG.			
1973-1972				Cyl.....	②71304		
DODGE V-8 361 ENG.; DODGE V-8 413 ENG.				Pressure; Upper	71304		
Cyl.....	②71304			Pressure; Lower	71302		
Pressure; Upper	71304			Return	71299		39853
Pressure; Lower	71302			1971-1961			
Return	71299		39853	DODGE V-8 361 ENG.; DODGE V-8 413 ENG.			
1971-1961				Pressure; Upper	71304		
DODGE V-8 361 ENG.; DODGE V-8 413 ENG.				Pressure; Lower	71302		
Pressure; Upper	71304			Return	71299		39853
Pressure; Lower	71302			L600			
Return	71299		39853	1971			
				DODGE 6-CYL. 225 ENG.			
L600				Cyl.....	②71299		
1971				Pressure; U.S.....	71303		
DODGE 6-CYL. 225 ENG.				Pressure; Canada	71301		
Cyl.....	②71299			Return	71302		39855
Pressure; U.S.....	71303			DODGE V-8 361 ENG.; DODGE V-8 413 ENG.			
Pressure; Canada	71301			Cyl.....	②71299		
Return	71302		39855	Pressure	71303		
DODGE V-8 361 ENG.; DODGE V-8 413 ENG.				Return	71304		
Cyl.....	②71299			1962-1961			
				DODGE 6-CYL. 225 ENG.			
				Cyl.....	②71299		
				Pressure; Canada	71301		
				Return	71302		39855
				L700			
				1971-1969			
				DODGE V-8 361 ENG.; DODGE V-8 413 ENG.			
				Cyl.....	②71299		
				Pressure	71304		
				Return	71304		
				1968-1967			
				DODGE V-8 361 ENG.; DODGE V-8 413 ENG.			
				Cyl.....	②71299		

- SYSTEM PUMP & GEAR IDENT.
- SYSTEM & COMPONENT IDENT.
- PASS. CARS
- LIGHT TRUCKS
- MEDIUM/HEAVY TRUCKS
- BUSES
- HOSE NUMERICAL
- REPAIR KITS
- KIT NUMERICAL
- ILLUSTRATIONS

* Cut From C.P.E. 3/8" I.D. Hose: 71350 (48"), 81352 (25').
 † Cut From S.A.E. 11/32" I.D. Hose: 80062 (12"), 80063 (24"), 80064 (36"), 81353 (25').
 ★ Cut From S.A.E. 3/8" I.D. Hose: 71224 (24"), 71236 (36"), 71206 (48"), 81206 (25'). May Also Use 3/8" C.P.E.
 ♣ Cut From S.A.E. 5/8" I.D. Hose: 71351 (36").
 □ Cut From 1/2" I.D. Suction Hose: 71296 (36"), 81354 (10').
 ✧ Cut From 5/8" I.D. Suction Hose: 71207 (42"), 81355 (10').
 ✨ Cut From 3/4" I.D. Suction Hose: 71297 (36"), 81356 (10').
 ☆ See Page A14 For Pump or Gear Identification.

② Two Required.
 ③ Three Required.
 ④ Four Required.
 ✂ Cut To Fit.
 ✪ Replaces Both Upper and Lower Hose.
 ▲ 252660 Adaptor Required For Some Models.
 ✦ See Page A6 For Installation Procedure.

Power Steering Hose for Medium and Heavy-Duty Trucks

	Application	Assembly Number	Multi-Use Hose	End Fitting	Application	Assembly Number	Multi-Use Hose	End Fitting
SYSTEM PUMP & GEAR IDENT.	DODGE - Continued				DODGE - Continued			
SYSTEM & COMPONENT IDENT.	L700 - Continued				W500 - Continued			
PASS. CARS	1968-1967 - Continued				1971			
LIGHT TRUCKS	DODGE V-8 361 ENG.; DODGE V-8 413 ENG. - Continued				DODGE 6-CYL. 225 ENG.; DODGE V-8 318 ENG.			
MEDIUM/HEAVY TRUCKS	Pressure 71303				Cyl..... ②71303			
BUSES	Return 71304			39855	Pressure 71303			
HOSE NUMERICAL	1966-1963				Return 71305			
REPAIR KITS	DODGE V-8 361 ENG.; DODGE V-8 413 ENG.				1970-1961			
KIT NUMERICAL	Cyl..... ②71299				DODGE V-8 318 ENG.			
ILLUSTRATIONS	Pressure 71303				Pressure 71303			
	Return 71304				Return 71305			
	LT1000				W600			
	1975-1974				1976-1975			
	DETROIT DIESEL 8V-71 DIESEL ENG.				DODGE V-8 318 ENG.			
	Cyl..... ②71299				Cyl..... ②71303			
	Pressure 71301			39856	Pressure; W/Integral P.S. 70216			
	Reservoir ⚡				Pressure; W/Brake Booster 71303			
	1973				Reservoir ⚡			39135
	DETROIT DIESEL 6-71 DIESEL ENG.				Return ★			
	Cyl..... ②71299				1973-1972			
	Pressure; Upper 71305				DODGE V-8 318 ENG.			
	Pressure; Lower 71300				Cyl..... ②71303			
	Return ★				Pressure 71303			
	DETROIT DIESEL 8V-71 DIESEL ENG.				Return 71301			
	Cyl..... ②71299				1971			
	Pressure 71301			39856	DODGE V-8 318 ENG.			
	Reservoir ⚡				Cyl..... ②71303			
	W500				Pressure 71303			
	1976-1975				Return 71305			
	DODGE 6-CYL. 225 ENG.				1970-1961			
	Cyl..... ②71303				DODGE V-8 318 ENG.			
	Pressure 71303				Pressure 71303			
	Reservoir ⚡				Return 71305			
	DODGE V-8 318 ENG.				FORD			
	Cyl..... ②71303				C500			
	Pressure; W/Integral P.S. 70216				1978-1976			
	Pressure; W/Brake Booster 71303				FORD V-8 330 ENG.; FORD V-8 361 ENG.; FORD V-8 391			
	Reservoir ⚡				ENG.			
	Return ★			39135	Pressure - From Pump 71299			
	1974				Pressure - To Gear 71305			39856
	DODGE 6-CYL. 225 ENG.				Return - Cooler To Reservoir; W/6000, 7000, 8000, 9000 Lb. Axle ②71299			②39854
	Cyl..... ②71303				Return - Cooler To Reservoir; W/10,000, 12,000 Lb. Axle; W/16,000 Lb. Axle ②71299			②39858
	Pressure 71303				Return - Gear To Reservoir 71299			39854
	Reservoir ⚡				1975-1973			
	1973-1972				FORD 6-CYL. 240 ENG.; FORD 6-CYL. 300 ENG.			
	DODGE 6-CYL. 225 ENG.				Pressure; W/Booster System 71299			
	Cyl..... ②71303				Reservoir; W/Booster System ⚡			
	Pressure 71303				Return; W/Booster System 71303			
	Reservoir ⚡							
	DODGE V-8 318 ENG.							
	Cyl..... ②71303							
	Pressure 71303							
	Return 71301							

* Cut From C.P.E. 3/8" I.D. Hose: 71350 (48"), 81352 (25").

† Cut From S.A.E. 1 1/32" I.D. Hose: 80062 (12"), 80063 (24"), 80064 (36"), 81353 (25").

★ Cut From S.A.E. 3/8" I.D. Hose: 71224 (24"), 71236 (36"), 71206 (48"), 81206 (25"). May Also Use 3/8" C.P.E.

⚡ Cut From S.A.E. 5/8" I.D. Hose: 71351 (36").

□ Cut From 1/2" I.D. Suction Hose: 71296 (36"), 81354 (10').

⚡ Cut From 5/8" I.D. Suction Hose: 71207 (42"), 81355 (10').

★ Cut From 3/4" I.D. Suction Hose: 71297 (36"), 81356 (10').

☆ See Page A14 For Pump or Gear Identification.

② Two Required.

③ Three Required.

④ Four Required.

⚡ Cut To Fit.

⚡ Replaces Both Upper and Lower Hose.

▲ 252660 Adaptor Required For Some Models.

⚡ See Page A6 For Installation Procedure.

Power Steering Hose for Medium and Heavy-Duty Trucks

Application	Assembly Number	Multi-Use Hose	End Fitting	Application	Assembly Number	Multi-Use Hose	End Fitting
FORD - Continued				FORD - Continued			
C500 - Continued				C600 - Continued			
1975-1973 - Continued				1978-1976			
FORD V-8 330 ENG.; FORD V-8 361 ENG.; FORD V-8 391 ENG.				FORD V-8 330 ENG.; FORD V-8 361 ENG.; FORD V-8 391 ENG.			
Cyl. - Left Turn.....	71300			Pressure - From Pump.....	71299		
Cyl. - Right Turn.....	71299			Pressure - To Gear.....	71305		39856
1972-1971				1975-1973			
FORD 6-CYL. 240 ENG.; FORD 6-CYL. 300 ENG.				FORD 6-CYL. 240 ENG.; FORD 6-CYL. 300 ENG.			
Pressure; W/Booster System.....	71299			Return - Cooler To Reservoir; W/6000, 7000, 8000, 9000 Lb. Axle.....	②71299		②39854
Reservoir; W/Booster System.....		*		Return - Cooler To Reservoir; W/10,000, 12,000 Lb. Axle;			
Return; W/Booster System.....	71303			W/16,000 Lb. Axle.....	②71299		②39858
FORD V-8 330 ENG.; FORD V-8 361 ENG.; FORD V-8 391 ENG.				1975-1973			
Pressure; W/Booster System.....	71300			FORD 6-CYL. 240 ENG.; FORD 6-CYL. 300 ENG.			
Return; W/Booster System.....	71299			Pressure; W/Booster System.....	71299		
C550				1975-1973			
1978-1976				FORD 6-CYL. 240 ENG.; FORD 6-CYL. 300 ENG.			
FORD V-8 330 ENG.; FORD V-8 361 ENG.; FORD V-8 391 ENG.				Pressure; W/Booster System.....			
Pressure - From Pump.....	71299			Reservoir; W/Booster System.....		*	
Pressure - To Gear.....	71305		39856	Return; W/Booster System.....	71303		
Return - Cooler To Reservoir; W/6000, 7000, 8000, 9000 Lb. Axle.....	②71299		②39854	FORD V-8 330 ENG.; FORD V-8 361 ENG.; FORD V-8 391 ENG.			
Return - Cooler To Reservoir; W/10,000, 12,000 Lb. Axle;				1972-1971			
W/16,000 Lb. Axle.....	②71299		②39858	FORD 6-CYL. 240 ENG.; FORD 6-CYL. 300 ENG.			
Return - Gear To Reservoir.....	71299		39854	Pressure; W/Booster System.....	71299		
1975-1973				Reservoir; W/Booster System.....			
FORD 6-CYL. 240 ENG.; FORD 6-CYL. 300 ENG.				Return; W/Booster System.....			
Pressure; W/Booster System.....	71299			Pressure; W/Booster System.....	71300		
Reservoir; W/Booster System.....		*		Cyl. - Left Turn.....	71300		
Return; W/Booster System.....	71303			Cyl. - Right Turn.....	71299		
FORD V-8 330 ENG.; FORD V-8 361 ENG.; FORD V-8 391 ENG.				1972-1971			
1975-1973				FORD 6-CYL. 240 ENG.; FORD 6-CYL. 300 ENG.			
FORD 6-CYL. 240 ENG.; FORD 6-CYL. 300 ENG.				Pressure; W/Booster System.....			
Pressure; W/Booster System.....	71299			Reservoir; W/Booster System.....		*	
Reservoir; W/Booster System.....		*		Return; W/Booster System.....	71303		
Return; W/Booster System.....	71303			FORD V-8 330 ENG.; FORD V-8 361 ENG.; FORD V-8 391 ENG.			
FORD V-8 330 ENG.; FORD V-8 361 ENG.; FORD V-8 391 ENG.				1975-1973			
Cyl. - Left Turn.....	71300			FORD 6-CYL. 240 ENG.; FORD 6-CYL. 300 ENG.			
Cyl. - Right Turn.....	71299			Pressure; W/Booster System.....	71299		
1972-1971				Reservoir; W/Booster System.....			
FORD 6-CYL. 240 ENG.; FORD 6-CYL. 300 ENG.				Return; W/Booster System.....			
Pressure; W/Booster System.....	71299			Pressure; W/Booster System.....	71300		
Reservoir; W/Booster System.....		*		Return; W/Booster System.....	71299		
Return; W/Booster System.....	71303			C700			
FORD V-8 330 ENG.; FORD V-8 361 ENG.; FORD V-8 391 ENG.				1979			
1975-1973				FORD V-8 370 ENG.; FORD V-8 429 ENG.			
FORD 6-CYL. 240 ENG.; FORD 6-CYL. 300 ENG.				Cyl.; W/Booster System; W/12,000 Lb. Axle.....			
Pressure; W/Booster System.....	71299				②71300		②39856
Reservoir; W/Booster System.....		*		Cyl.; W/Booster System; W/16,000 Lb. Axle.....			
Return; W/Booster System.....	71303				②71302		②39856
FORD V-8 330 ENG.; FORD V-8 361 ENG.; FORD V-8 391 ENG.				Pressure - To Gear; W/Booster System.....			
Cyl. - Left Turn.....	71300				71305		39856
Cyl. - Right Turn.....	71299			1978-1976			
1972-1971				FORD V-8 330 ENG.; FORD V-8 361 ENG.; FORD V-8 391 ENG.			
FORD 6-CYL. 240 ENG.; FORD 6-CYL. 300 ENG.				1975-1973			
Pressure; W/Booster System.....	71299			FORD V-8 330 ENG.; FORD V-8 361 ENG.; FORD V-8 391 ENG.			
Reservoir; W/Booster System.....		*		1972-1971			
Return; W/Booster System.....	71303			FORD 6-CYL. 240 ENG.; FORD 6-CYL. 300 ENG.			
FORD V-8 330 ENG.; FORD V-8 361 ENG.; FORD V-8 391 ENG.				Pressure; W/Booster System.....			
Pressure; W/Booster System.....	71300			Pressure; W/Booster System.....	71299		
Return; W/Booster System.....	71299			Reservoir; W/Booster System.....		*	
C600				Return; W/Booster System.....			
1979				Pressure; W/Booster System.....			
FORD V-8 370 ENG.; FORD V-8 429 ENG.				Return; W/Booster System.....			
Cyl.; W/Booster System; W/12,000 Lb. Axle.....	②71300		②39856	Pressure; W/Booster System.....	71300		
Cyl.; W/Booster System; W/16,000 Lb. Axle.....	②71302		②39856	Return; W/Booster System.....	71299		
Pressure - To Gear; W/Booster System.....	71305		39856	C600			

SYSTEM PUMP & GEAR IDENT.

SYSTEM & COMPONENT IDENT.

PASS. CARS

LIGHT TRUCKS

MEDIUM/HEAVY TRUCKS

BUSES

HOSE NUMERICAL

REPAIR KITS

KIT NUMERICAL

ILLUSTRATIONS

* Cut From C.P.E. 3/8" I.D. Hose: 71350 (48"), 81352 (25').
 † Cut From S.A.E. 11/32" I.D. Hose: 80062 (12"), 80063 (24"), 80064 (36"), 81353 (25').
 ★ Cut From S.A.E. 3/8" I.D. Hose: 71224 (24"), 71236 (36"), 71206 (48"), 81206 (25'). May Also Use 3/8" C.P.E.
 ✱ Cut From S.A.E. 5/8" I.D. Hose: 71351 (36").
 □ Cut From 1/2" I.D. Suction Hose: 71296 (36"), 81354 (10').
 ⚡ Cut From 5/8" I.D. Suction Hose: 71207 (42"), 81355 (10').
 ✱ Cut From 3/4" I.D. Suction Hose: 71297 (36"), 81356 (10').
 ☆ See Page A14 For Pump or Gear Identification.

② Two Required.
 ③ Three Required.
 ④ Four Required.
 ⚡ Cut To Fit.
 ✱ Replaces Both Upper and Lower Hose.
 ▲ 252660 Adaptor Required For Some Models.
 ✱ See Page A6 For Installation Procedure.

Power Steering Hose for Medium and Heavy-Duty Trucks

	Application	Assembly Number	Multi-Use Hose	End Fitting	Application	Assembly Number	Multi-Use Hose	End Fitting
SYSTEM PUMP & GEAR IDENT.	FORD - Continued				FORD - Continued			
	C700 - Continued				C800 - Continued			
	1972-1971				1972-1971			
SYSTEM & COMPONENT IDENT.	FORD V-8 330 ENG.; FORD V-8 361 ENG.; FORD V-8 391 ENG.				FORD V-8 330 ENG.; FORD V-8 361 ENG.; FORD V-8 391 ENG.			
	Pressure; W/Booster System.....	71300			Pressure; W/Booster System.....	71300		
	Return; W/Booster System	71299			Return; W/Booster System	71299		
	C750				C850			
	1978-1976				1979-1976			
PASS. CARS	FORD V-8 330 ENG.; FORD V-8 361 ENG.; FORD V-8 391 ENG.				FORD V-8 401 ENG.; FORD V-8 475 ENG.; FORD V-8 477 ENG.; FORD V-8 534 ENG.			
	Pressure - From Pump	71299			Pressure - From Pump	71305		39856
	Pressure - To Gear.....	71305		39856	Pressure - To Gear.....	71305		
	Return - Cooler To Reservoir; W/6000, 7000, 8000, 9000 Lb. Axle.....	②71299		②39854	Return - Cooler To Reservoir; W/6000, 7000, 8000, 9000 Lb. Axle.....	②71299		②39854
	Return - Cooler To Reservoir; W/10,000, 12,000 Lb. Axle;				Return - Cooler To Reservoir; W/10,000, 12,000 Lb. Axle;			
	W/16,000 Lb. Axle	②71299		②39858	W/16,000 Lb. Axle	②71299		②39858
LIGHT TRUCKS	Return - Gear To Reservoir.....	71299		39854	Return - Gear To Reservoir.....	71299		39854
	1975-1973				1975-1973			
	FORD V-8 330 ENG.; FORD V-8 361 ENG.; FORD V-8 391 ENG.				FORD V-8 401 ENG.; FORD V-8 477 ENG.; FORD V-8 534 ENG.			
MEDIUM/HEAVY TRUCKS	Cyl. - Left Turn.....	71300			Cyl. - Left Turn; W/Booster System.....	71300		
	Cyl. - Right Turn	71299			Cyl. - Right Turn; W/Booster System.....	71302		
	1972-1971				1972-1971			
	FORD V-8 330 ENG.; FORD V-8 361 ENG.; FORD V-8 391 ENG.				FORD V-8 401 ENG.; FORD V-8 477 ENG.; FORD V-8 534 ENG.			
	Pressure; W/Booster System.....	71300			Pressure; W/Booster System.....	71300		
	Return; W/Booster System	71299			Return; W/Booster System	71302		
	C800				C900			
	1979				1981-1980			
	FORD V-8 370 ENG.; FORD V-8 429 ENG.				FORD V-8 7.8 L ENG.; FORD V-8 8.8 L ENG.			
HOSE NUMERICAL	Cyl.; W/Booster System; W/12,000 Lb. Axle.....	②71300		②39856	Pressure - From Pump	71305		39856
	Cyl.; W/Booster System; W/16,000 Lb. Axle.....	②71302		②39856	Pressure - To Gear.....	71305		
	Pressure - To Gear; W/Booster System	71305		39856	Return - Cooler To Reservoir; W/6000, 7000, 8000, 9000 Lb. Axle.....	②71299		②39854
	1978-1976				1979-1976			
	FORD V-8 330 ENG.; FORD V-8 361 ENG.; FORD V-8 391 ENG.				FORD V-8 401 ENG.; FORD V-8 475 ENG.; FORD V-8 477 ENG.; FORD V-8 534 ENG.			
REPAIR KITS	Pressure - From Pump	71299			Pressure - From Pump	71305		39856
	Pressure - To Gear.....	71305		39856	Pressure - To Gear.....	71305		
	Return - Cooler To Reservoir; W/6000, 7000, 8000, 9000 Lb. Axle.....	②71299		②39854	Return - Cooler To Reservoir; W/6000, 7000, 8000, 9000 Lb. Axle.....	②71299		②39854
	Return - Cooler To Reservoir; W/10,000, 12,000 Lb. Axle;				Return - Cooler To Reservoir; W/10,000, 12,000 Lb. Axle;			
	W/16,000 Lb. Axle	②71299		②39858	W/16,000 Lb. Axle	②71299		②39858
	Return - Gear To Reservoir.....	71299		39854	Return - Gear To Reservoir.....	71299		39854
	1975-1973				1975-1973			
	FORD V-8 330 ENG.; FORD V-8 361 ENG.; FORD V-8 391 ENG.				FORD V-8 401 ENG.; FORD V-8 477 ENG.; FORD V-8 534 ENG.			
KIT NUMERICAL	Cyl. - Left Turn.....	71300			Cyl. - Left Turn; W/Booster System.....	71300		
	Cyl. - Right Turn	71299						

* Cut From C.P.E. 3/8" I.D. Hose: 71350 (48"), 81352 (25').
 † Cut From S.A.E. 11/32" I.D. Hose: 80062 (12"), 80063 (24"), 80064 (36"), 81353 (25').
 ★ Cut From S.A.E. 3/8" I.D. Hose: 71224 (24"), 71236 (36"), 71206 (48"), 81206 (25'). May Also Use 3/8" C.P.E.
 ♣ Cut From S.A.E. 5/8" I.D. Hose: 71351 (36").
 □ Cut From 1/2" I.D. Suction Hose: 71296 (36"), 81354 (10').
 † Cut From 5/8" I.D. Suction Hose: 71207 (42"), 81355 (10').
 ✱ Cut From 3/4" I.D. Suction Hose: 71297 (36"), 81356 (10').
 ☆ See Page A14 For Pump or Gear Identification.

② Two Required.
 ③ Three Required.
 ④ Four Required.
 < Cut To Fit.
 ⚙ Replaces Both Upper and Lower Hose.
 ▲ 252660 Adaptor Required For Some Models.
 ✱ See Page A6 For Installation Procedure.

Power Steering Hose for Medium and Heavy-Duty Trucks

Application	Assembly Number	Multi-Use Hose	End Fitting	Application	Assembly Number	Multi-Use Hose	End Fitting
FORD - Continued				FORD - Continued			
C900 - Continued				C1000 - Continued			
1975-1973 - Continued				1972-1971			
FORD V-8 401 ENG.; FORD V-8 477 ENG.; FORD V-8 534 ENG. - Continued				FORD V-8 401 ENG.; FORD V-8 477 ENG.; FORD V-8 534 ENG.			
Cyl. - Right Turn; W/Booster System.....	71302			Pressure; W/Booster System.....	71300		
				Return; W/Booster System	71302		
1972-1971				C1100			
FORD V-8 401 ENG.; FORD V-8 477 ENG.; FORD V-8 534 ENG.				1979-1976			
Pressure; W/Booster System.....	71300			FORD V-8 401 ENG.; FORD V-8 475 ENG.; FORD V-8 477 ENG.; FORD V-8 534 ENG.			
Return; W/Booster System	71302			Pressure - From Pump	71305		39856
				Pressure - To Gear.....	71305		
C950				Return - Cooler To Reservoir; W/6000, 7000, 8000, 9000 Lb. Axle.....	②71299		②39854
1979-1976				Return - Cooler To Reservoir; W/10,000, 12,000 Lb. Axle;			
FORD V-8 401 ENG.; FORD V-8 475 ENG.; FORD V-8 477 ENG.; FORD V-8 534 ENG.				W/16,000 Lb. Axle	②71299		②39858
Pressure - From Pump	71305		39856	Return - Gear To Reservoir.....	71299		39854
Pressure - To Gear.....	71305						
Return - Cooler To Reservoir; W/6000, 7000, 8000, 9000 Lb. Axle.....	②71299		②39854	1975-1973			
Return - Cooler To Reservoir; W/10,000, 12,000 Lb. Axle;				FORD V-8 401 ENG.; FORD V-8 477 ENG.; FORD V-8 534 ENG.			
W/16,000 Lb. Axle	②71299		②39858	Cyl. - Left Turn; W/Booster System	71300		
Return - Gear To Reservoir.....	71299		39854	Cyl. - Right Turn; W/Booster System.....	71302		
1975-1973				1972			
FORD V-8 401 ENG.; FORD V-8 477 ENG.; FORD V-8 534 ENG.				FORD V-8 401 ENG.; FORD V-8 477 ENG.; FORD V-8 534 ENG.			
Cyl. - Left Turn; W/Booster System	71300			Pressure; W/Booster System.....	71300		
Cyl. - Right Turn; W/Booster System.....	71302			Return; W/Booster System	71302		
1972-1971				C6000			
FORD V-8 401 ENG.; FORD V-8 477 ENG.; FORD V-8 534 ENG.				1979-1976			
Pressure; W/Booster System.....	71300			CATERPILLAR 3208 DIESEL ENG.			
Return; W/Booster System	71302			Cyl.; W/12,000 Lb. Axle.....	②71300		②39856
C1000				Cyl.; W/16,000 Lb. Axle.....	②71302		②39856
1979-1976				Pressure - From Pump	71305		39856
FORD V-8 401 ENG.; FORD V-8 475 ENG.; FORD V-8 477 ENG.; FORD V-8 534 ENG.				Pressure - To Gear.....	71305		39856
Pressure - From Pump	71305		39856	Return - From Gear	71299		39854
Pressure - To Gear.....	71305			Return - Cooler To Reservoir.....	71302		
Return - Cooler To Reservoir; W/6000, 7000, 8000, 9000 Lb. Axle.....	②71299		②39854	1972-1971			
Return - Cooler To Reservoir; W/10,000, 12,000 Lb. Axle;				CATERPILLAR V150 DIESEL ENG.; CATERPILLAR V175 DIESEL ENG.			
W/16,000 Lb. Axle	②71299		②39858	Pressure	71299		
Return - Gear To Reservoir.....	71299		39854	Return	71300		
1975-1973				C7000			
FORD V-8 401 ENG.; FORD V-8 477 ENG.; FORD V-8 534 ENG.				1983-1982			
Cyl. - Left Turn; W/Booster System	71300			CATERPILLAR 3208 DIESEL ENG.			
Cyl. - Right Turn; W/Booster System.....	71302			Cyl.; W/12,000 Lb. Axle.....	②71300		②39856

SYSTEM PUMP & GEAR IDENT.

SYSTEM & COMPONENT IDENT.

PASS. CARS

LIGHT TRUCKS

MEDIUM/HEAVY TRUCKS

BUSES

HOSE NUMERICAL

REPAIR KITS

KIT NUMERICAL

ILLUSTRATIONS

* Cut From C.P.E. 3/8" I.D. Hose: 71350 (48"), 81352 (25').
 † Cut From S.A.E. 11/32" I.D. Hose: 80062 (12"), 80063 (24"), 80064 (36"), 81353 (25').
 * Cut From S.A.E. 3/8" I.D. Hose: 71224 (24"), 71236 (36"), 71206 (48"), 81206 (25'). May Also Use 3/8" C.P.E.
 * Cut From S.A.E. 5/8" I.D. Hose: 71351 (36").
 □ Cut From 1/2" I.D. Suction Hose: 71296 (36"), 81354 (10').
 † Cut From 5/8" I.D. Suction Hose: 71207 (42"), 81355 (10').
 * Cut From 3/4" I.D. Suction Hose: 71297 (36"), 81356 (10').
 ☆ See Page A14 For Pump or Gear Identification.

② Two Required.
 ③ Three Required.
 ④ Four Required.
 < Cut To Fit.
 ⊗ Replaces Both Upper and Lower Hose.
 ▲ 252660 Adaptor Required For Some Models.
 ✦ See Page A6 For Installation Procedure.

Power Steering Hose for Medium and Heavy-Duty Trucks

	Application	Assembly Number	Multi-Use Hose	End Fitting	Application	Assembly Number	Multi-Use Hose	End Fitting
SYSTEM PUMP & GEAR IDENT.	FORD - Continued				FORD - Continued			
	C7000 - Continued				C SERIES - Continued			
	1981-1976				1970 - Continued			
SYSTEM & COMPONENT IDENT.	CATERPILLAR 3208 DIESEL ENG.				CUMMINS C SERIES 8.3 L DIESEL ENG.			
	Cyl.; W/12,000 Lb. Axle.....	②71300		②39856	Pressure	71302		
	Cyl.; W/16,000 Lb. Axle.....	②71302		②39856	Return	71304		
	Pressure - From Pump.....	71305		39856	FORD 6-CYL. 240 ENG.; FORD 6-CYL. 300 ENG.			
	Pressure - To Gear.....	71305		39856	Pressure; W/Booster System.....	71299		
	Return - From Gear.....	71299		39854	Reservoir; W/Booster System.....			✱
	Return - Cooler To Reservoir.....	71302			Return; W/Booster System	71303		
PASS. CARS	1972-1971				FORD V-8 330 ENG.; FORD V-8 361 ENG.; FORD V-8 391 ENG.			
	CATERPILLAR V150 DIESEL ENG.; CATERPILLAR V175 DIESEL ENG.; CATERPILLAR V190 DIESEL ENG.; CATERPILLAR V290 DIESEL ENG.				Pressure; W/Booster System..... 71300			
	Pressure	71299			Return; W/Booster System	71299		
	Return.....	71300			FORD V-8 401 ENG.; FORD V-8 477 ENG.; FORD V-8 534 ENG.			
LIGHT TRUCKS	C8000				Pressure; W/Booster System..... 71300			
	1983-1982				Return; W/Booster System			
	CATERPILLAR 3208 DIESEL ENG.				71302			
	Cyl.; W/12,000 Lb. Axle.....	②71300		②39856	1969-1965			
	Cyl.; W/16,000 Lb. Axle.....	②71302		②39856	FORD 6-CYL. 240 ENG.; FORD 6-CYL. 300 ENG.			
	Pressure - From Pump.....	71305		39856	Pressure; W/Booster System.....	71299		
	Pressure - To Gear.....	71305		39856	Reservoir; W/Booster System.....			✱
MEDIUM/HEAVY TRUCKS	1981-1976				Return; W/Booster System			
	CATERPILLAR 3208 DIESEL ENG.				71303			
	Cyl.; W/12,000 Lb. Axle.....	②71300		②39856	FORD V-8 330 ENG.; FORD V-8 361 ENG.; FORD V-8 391 ENG.			
	Cyl.; W/16,000 Lb. Axle.....	②71302		②39856	Pressure; W/Booster System.....	71300		
	Pressure - From Pump.....	71305		39856	Return; W/Booster System	71299		
	Pressure - To Gear.....	71305		39856	FORD V-8 401 ENG.; FORD V-8 477 ENG.; FORD V-8 534 ENG.			
	Return - From Gear.....	71299		39854	Pressure; W/Booster System.....	71300		
	Return - Cooler To Reservoir.....	71302			Return; W/Booster System	71302		
BUSES	1972				1964			
	CATERPILLAR V150 DIESEL ENG.; CATERPILLAR V175 DIESEL ENG.; CATERPILLAR V190 DIESEL ENG.; CATERPILLAR V290 DIESEL ENG.				FORD 6-CYL. 262 ENG.			
	Pressure	71299			Pressure; W/Booster System.....	71299		
	Return.....	71300			Reservoir; W/Booster System.....			✱
HOSE NUMERICAL	1971				Return; W/Booster System			
	CATERPILLAR V150 DIESEL ENG.; CATERPILLAR V175 DIESEL ENG.; CATERPILLAR V190 DIESEL ENG.; CATERPILLAR V290 DIESEL ENG.				71303			
	Pressure	71299			FORD V-8 330 ENG.; FORD V-8 361 ENG.; FORD V-8 391 ENG.			
	Return.....	71300			Pressure; W/Booster System.....	71300		
REPAIR KITS	CUMMINS C SERIES 8.3 L DIESEL ENG.				Return; W/Booster System			
	Pressure	71302			71299			
	Return.....	71304			FORD V-8 401 ENG.; FORD V-8 477 ENG.; FORD V-8 534 ENG.			
KIT NUMERICAL	C SERIES				Pressure; W/Booster System..... 71300			
	1970				Return; W/Booster System			
	CATERPILLAR V-8 573 DIESEL ENG.; CATERPILLAR V150 DIESEL ENG.; CATERPILLAR V175 DIESEL ENG.				71302			
	Pressure	71299			1963-1961			
	Return.....	71300			FORD 6-CYL. 262 ENG.			
ILLUSTRATIONS					Pressure; W/Booster System..... 71299			
					Reservoir; W/Booster System.....			
					Return; W/Booster System			
					71303			
					FORD V-8 401 ENG.; FORD V-8 477 ENG.; FORD V-8 534 ENG.			
					Pressure; W/Booster System..... 71300			
					Return; W/Booster System			
					71302			

* Cut From C.P.E. 3/8" I.D. Hose: 71350 (48"), 81352 (25').
 † Cut From S.A.E. 1 1/32" I.D. Hose: 80062 (12"), 80063 (24"), 80064 (36"), 81353 (25').
 ★ Cut From S.A.E. 3/8" I.D. Hose: 71224 (24"), 71236 (36"), 71206 (48"), 81206 (25'). May Also Use 3/8" C.P.E.
 ♣ Cut From S.A.E. 5/8" I.D. Hose: 71351 (36").
 □ Cut From 1/2" I.D. Suction Hose: 71296 (36"), 81354 (10').
 † Cut From 5/8" I.D. Suction Hose: 71207 (42"), 81355 (10').
 ✱ Cut From 3/4" I.D. Suction Hose: 71297 (36"), 81356 (10').
 ☆ See Page A14 For Pump or Gear Identification.

② Two Required.
 ③ Three Required.
 ④ Four Required.
 ✱ Cut To Fit.
 ✱ Replaces Both Upper and Lower Hose.
 ▲ 252660 Adaptor Required For Some Models.
 ✱ See Page A6 For Installation Procedure.

Power Steering Hose for Medium and Heavy-Duty Trucks

Application	Assembly Number	Multi-Use Hose	End Fitting	Application	Assembly Number	Multi-Use Hose	End Fitting
FORD - Continued				FORD - Continued			
CF6000				CLT9000 - Continued			
1990-1988				1981-1980 - Continued			
FORD 6-CYL. 6.6 L DIESEL ENG.				CATERPILLAR 3406 DIESEL ENG.; CUMMINS 6-CYL. 14.0 L DIESEL ENG.; DETROIT DIESEL 6V-92 DIESEL ENG.; DETROIT DIESEL 8V-71 DIESEL ENG.; DETROIT DIESEL 8V-92 DIESEL ENG. - Continued			
Pressure	80212			Return; W/6000, 7000, 8000, 9000 Lb. Axle.....	71299		39854
CF7000				1979-1978			
1993-1991				CATERPILLAR 3406 DIESEL ENG.; CUMMINS 6-CYL. 14.0 L DIESEL ENG.; CUMMINS 6-CYL. 18.8 L DIESEL ENG.; DETROIT DIESEL 6V-92 DIESEL ENG.; DETROIT DIESEL 8V-71 DIESEL ENG.; DETROIT DIESEL 8V-71N DIESEL ENG.; DETROIT DIESEL 8V-71T DIESEL ENG.; DETROIT DIESEL 8V-92 DIESEL ENG.			
FORD 6-CYL. 6.6 L DIESEL ENG.; FORD 6-CYL. 7.8 L DIESEL ENG.				Pressure; Upper			
Pressure	80212			Pressure; Lower	71304		39854
1990-1988				Return; W/6000, 7000, 8000, 9000 Lb. Axle.....			
FORD 6-CYL. 6.6 L DIESEL ENG.				71302			
Pressure	80212			71299			39854
CF8000				CT700			
1993-1991				1978-1976			
FORD 6-CYL. 6.6 L DIESEL ENG.; FORD 6-CYL. 7.8 L DIESEL ENG.				FORD V-8 330 ENG.; FORD V-8 361 ENG.; FORD V-8 391 ENG.			
Pressure	80212			Pressure - From Pump	71299		
1990-1988				Pressure - To Gear			
FORD 6-CYL. 7.8 L DIESEL ENG.				Return - Cooler To Reservoir; W/6000, 7000, 8000, 9000 Lb. Axle.....			
Pressure	80212			Return - Cooler To Reservoir; W/10,000, 12,000 Lb. Axle;	71305		39856
CL9000				W/16,000 Lb. Axle			
1981-1980				Return - Gear To Reservoir.....			
CUMMINS 6-CYL. 14.0 L DIESEL ENG.; DETROIT DIESEL 6V-92 DIESEL ENG.; DETROIT DIESEL 8V-71 DIESEL ENG.				71299			
Pressure; Upper	71304		39854	71299			39854
Pressure; Lower	71302			71299			39858
Return; W/6000, 7000, 8000, 9000 Lb. Axle.....	71299		39854	71299			39854
1979-1978				1975-1973			
CATERPILLAR 3406 DIESEL ENG.; CUMMINS 6-CYL. 14.0 L DIESEL ENG.; CUMMINS 6-CYL. 18.8 L DIESEL ENG.; DETROIT DIESEL 6V-92 DIESEL ENG.; DETROIT DIESEL 8V-71 DIESEL ENG.; DETROIT DIESEL 8V-71N DIESEL ENG.; DETROIT DIESEL 8V-71T DIESEL ENG.; DETROIT DIESEL 8V-92 DIESEL ENG.				FORD V-8 330 ENG.; FORD V-8 361 ENG.; FORD V-8 391 ENG.			
Pressure; Upper	71304		39854	Cyl. - Left Turn	71300		
Pressure; Lower	71302			Cyl. - Right Turn	71299		
Return; W/6000, 7000, 8000, 9000 Lb. Axle.....	71299		39854	1972-1971			
CLT9000				FORD V-8 330 ENG.; FORD V-8 361 ENG.; FORD V-8 391 ENG.			
1981-1980				Pressure; W/Booster System.....			
CATERPILLAR 3406 DIESEL ENG.; CUMMINS 6-CYL. 14.0 L DIESEL ENG.; DETROIT DIESEL 6V-92 DIESEL ENG.; DETROIT DIESEL 8V-71 DIESEL ENG.; DETROIT DIESEL 8V-92 DIESEL ENG.				Return; W/Booster System			
Pressure; Upper	71304		39854	CT750			
Pressure; Lower	71302			1978-1976			
Return; W/6000, 7000, 8000, 9000 Lb. Axle.....	71299		39854	FORD V-8 330 ENG.; FORD V-8 361 ENG.; FORD V-8 391 ENG.			
1979-1978				Pressure - From Pump			
CATERPILLAR 3406 DIESEL ENG.; CUMMINS 6-CYL. 14.0 L DIESEL ENG.; CUMMINS 6-CYL. 18.8 L DIESEL ENG.; DETROIT DIESEL 6V-92 DIESEL ENG.; DETROIT DIESEL 8V-71 DIESEL ENG.; DETROIT DIESEL 8V-71N DIESEL ENG.; DETROIT DIESEL 8V-71T DIESEL ENG.; DETROIT DIESEL 8V-92 DIESEL ENG.				Pressure - To Gear			
Pressure; Upper	71304		39854	Return - Cooler To Reservoir; W/6000, 7000, 8000, 9000 Lb. Axle.....	71299		39854
Pressure; Lower	71302			Return - Cooler To Reservoir; W/10,000, 12,000 Lb. Axle;	71299		39858
Return; W/6000, 7000, 8000, 9000 Lb. Axle.....	71299		39854	Return - Gear To Reservoir.....	71299		39854

SYSTEM PUMP & GEAR IDENT.

SYSTEM & COMPONENT IDENT.

PASS. CARS

LIGHT TRUCKS

MEDIUM/HEAVY TRUCKS

BUSES

HOSE NUMERICAL

REPAIR KITS

KIT NUMERICAL

ILLUSTRATIONS

* Cut From C.P.E. 3/8" I.D. Hose: 71350 (48"), 81352 (25').
 † Cut From S.A.E. 11/32" I.D. Hose: 80062 (12"), 80063 (24"), 80064 (36"), 81353 (25').
 * Cut From S.A.E. 3/8" I.D. Hose: 71224 (24"), 71236 (36"), 71206 (48"), 81206 (25'). May Also Use 3/8" C.P.E.
 * Cut From S.A.E. 5/8" I.D. Hose: 71351 (36").
 □ Cut From 1/2" I.D. Suction Hose: 71296 (36"), 81354 (10').
 † Cut From 5/8" I.D. Suction Hose: 71207 (42"), 81355 (10').
 * Cut From 3/4" I.D. Suction Hose: 71297 (36"), 81356 (10').
 ☆ See Page A14 For Pump or Gear Identification.

② Two Required.
 ③ Three Required.
 ④ Four Required.
 < Cut To Fit.
 ☉ Replaces Both Upper and Lower Hose.
 ▲ 252660 Adaptor Required For Some Models.
 ✦ See Page A6 For Installation Procedure.

Power Steering Hose for Medium and Heavy-Duty Trucks

**SYSTEM
PUMP &
GEAR
IDENT.**

**SYSTEM &
COM-
PONENT
IDENT.**

**PASS.
CARS**

**LIGHT
TRUCKS**

**MEDIUM/
HEAVY
TRUCKS**

BUSES

**HOSE
NUMER-
ICAL**

**REPAIR
KITS**

**KIT
NUMER-
ICAL**

**ILLUST-
RATIONS**

Application	Assembly Number	Multi-Use Hose	End Fitting
FORD - Continued			
CT750 - Continued			
1975-1973			
FORD V-8 330 ENG.; FORD V-8 361 ENG.; FORD V-8 391 ENG.			
Cyl. - Left Turn.....	71300		
Cyl. - Right Turn.....	71299		
1972-1971			
FORD V-8 330 ENG.; FORD V-8 361 ENG.; FORD V-8 391 ENG.			
Pressure; W/Booster System.....	71300		
Return; W/Booster System.....	71299		
CT800			
1979			
FORD V-8 370 ENG.; FORD V-8 429 ENG.			
Cyl.; W/Booster System; W/12,000 Lb. Axle.....	②71300		②39856
Cyl.; W/Booster System; W/16,000 Lb. Axle.....	②71302		②39856
Pressure - To Gear; W/Booster System	71305		39856
1978-1976			
FORD V-8 330 ENG.; FORD V-8 361 ENG.; FORD V-8 391 ENG.			
Pressure - From Pump.....	71299		
Pressure - To Gear.....	71305		39856
Return - Cooler To Reservoir; W/6000, 7000, 8000, 9000 Lb. Axle.....	②71299		②39854
Return - Cooler To Reservoir; W/10,000, 12,000 Lb. Axle; W/16,000 Lb. Axle.....	②71299		②39858
Return - Gear To Reservoir.....	71299		39854
1975-1973			
FORD V-8 330 ENG.; FORD V-8 361 ENG.; FORD V-8 391 ENG.			
Cyl. - Left Turn.....	71300		
Cyl. - Right Turn.....	71299		
1972-1971			
FORD V-8 330 ENG.; FORD V-8 361 ENG.; FORD V-8 391 ENG.			
Pressure; W/Booster System.....	71300		
Return; W/Booster System.....	71299		
CT850			
1979-1976			
FORD V-8 401 ENG.; FORD V-8 475 ENG.; FORD V-8 477 ENG.; FORD V-8 534 ENG.			
Pressure - From Pump.....	71305		39856
Pressure - To Gear.....	71305		
Return - Cooler To Reservoir; W/6000, 7000, 8000, 9000 Lb. Axle.....	②71299		②39854
Return - Cooler To Reservoir; W/10,000, 12,000 Lb. Axle; W/16,000 Lb. Axle.....	②71299		②39858
Return - Gear To Reservoir.....	71299		39854

Application	Assembly Number	Multi-Use Hose	End Fitting
FORD - Continued			
CT850 - Continued			
1975-1973			
FORD V-8 401 ENG.; FORD V-8 477 ENG.; FORD V-8 534 ENG.			
Cyl. - Left Turn; W/Booster System.....	71300		
Cyl. - Right Turn; W/Booster System.....	71302		
1972-1971			
FORD V-8 401 ENG.; FORD V-8 477 ENG.; FORD V-8 534 ENG.			
Pressure; W/Booster System.....	71300		
Return; W/Booster System.....	71302		
CT900			
1980			
FORD V-8 7.8 L ENG.; FORD V-8 8.8 L ENG.			
Pressure - From Pump.....	71305		39856
Pressure - To Gear.....	71305		
Return - Cooler To Reservoir; W/6000, 7000, 8000, 9000 Lb. Axle.....	②71299		②39854
Return - Cooler To Reservoir; W/10,000, 12,000 Lb. Axle; W/16,000 Lb. Axle.....	②71299		②39858
Return - Gear To Reservoir.....	71299		39854
CT950			
1979-1976			
FORD V-8 401 ENG.; FORD V-8 475 ENG.; FORD V-8 477 ENG.; FORD V-8 534 ENG.			
Pressure - From Pump.....	71305		39856
Pressure - To Gear.....	71305		
Return - Cooler To Reservoir; W/6000, 7000, 8000, 9000 Lb. Axle.....	②71299		②39854
Return - Cooler To Reservoir; W/10,000, 12,000 Lb. Axle; W/16,000 Lb. Axle.....	②71299		②39858
Return - Gear To Reservoir.....	71299		39854
1975-1973			
FORD V-8 401 ENG.; FORD V-8 477 ENG.; FORD V-8 534 ENG.			
Cyl. - Left Turn; W/Booster System.....	71300		
Cyl. - Right Turn; W/Booster System.....	71302		
1972-1971			
FORD V-8 401 ENG.; FORD V-8 477 ENG.; FORD V-8 534 ENG.			
Pressure; W/Booster System.....	71300		
Return; W/Booster System.....	71302		
CT8000			
1983-1982			
CATERPILLAR 3208 DIESEL ENG.			
Cyl.; W/12,000 Lb. Axle.....	②71300		②39856
Cyl.; W/16,000 Lb. Axle.....	②71302		②39856
Pressure - From Pump.....	71305		39856
Pressure - To Gear.....	71305		39856

* Cut From C.P.E. 3/8" I.D. Hose: 71350 (48"), 81352 (25').
 † Cut From S.A.E. 11/32" I.D. Hose: 80062 (12"), 80063 (24"), 80064 (36"), 81353 (25').
 ★ Cut From S.A.E. 3/8" I.D. Hose: 71224 (24"), 71236 (36"), 71206 (48"), 81206 (25'). May Also Use 3/8" C.P.E.
 ♣ Cut From S.A.E. 5/8" I.D. Hose: 71351 (36").
 □ Cut From 1/2" I.D. Suction Hose: 71296 (36"), 81354 (10').
 † Cut From 5/8" I.D. Suction Hose: 71207 (42"), 81355 (10').
 ✱ Cut From 3/4" I.D. Suction Hose: 71297 (36"), 81356 (10').
 ☆ See Page A14 For Pump or Gear Identification.

② Two Required.
 ③ Three Required.
 ④ Four Required.
 < Cut To Fit.
 ⊗ Replaces Both Upper and Lower Hose.
 ▲ 252660 Adaptor Required For Some Models.
 ✱ See Page A6 For Installation Procedure.

Power Steering Hose for Medium and Heavy-Duty Trucks

Application	Assembly Number	Multi-Use Hose	End Fitting	Application	Assembly Number	Multi-Use Hose	End Fitting
FORD - Continued				FORD - Continued			
CT8000 - Continued				F500 - Continued			
1981-1976				1973 - Continued			
CATERPILLAR 3208 DIESEL ENG.				FORD V-8 330 ENG.; FORD V-8 359 ENG.; FORD V-8 361 ENG.; FORD V-8 389 ENG.; FORD V-8 391 ENG.			
Cyl.; W/12,000 Lb. Axle.....	②71300		②39856	Pressure	71303		39856
Cyl.; W/16,000 Lb. Axle.....	②71302		②39856	Return	71302		39856
Pressure - From Pump.....	71305		39856	1972-1971			
Pressure - To Gear.....	71305		39856	FORD 6-CYL. 240 ENG.; FORD 6-CYL. 300 ENG.			
Return - From Gear.....	71299		39854	Pressure	71304		
Return - Cooler To Reservoir.....	71302			Return	71299		
1972-1971				FORD V-8 330 ENG.; FORD V-8 359 ENG.; FORD V-8 361 ENG.; FORD V-8 389 ENG.; FORD V-8 391 ENG.			
CATERPILLAR V150 DIESEL ENG.; CATERPILLAR V175 DIESEL ENG.; CATERPILLAR V190 DIESEL ENG.; CATERPILLAR V290 DIESEL ENG.				Cyl. - Left Turn.....			
Pressure	71299				71304		②39856
Return.....	71300			Cyl. - Right Turn	71304		
E350				Pressure			
1989				71304			
FORD V-8 5.8 L ENG.				Return			
Pressure	71202		★10"	F600			
Return.....				1994-1992			
FORD V-8 7.5 L ENG.				FORD V-8 7.0 L ENG.			
Pressure	70425		★10"	Pressure; W/6000, 7000, 8000, 9000 Lb. Axle; W/Bendix Stg. Gear	80213		
Return.....				1991-1990			
F500				FORD V-8 6.1 L ENG.; FORD V-8 7.0 L ENG.			
1979				Pressure; W/6000, 7000, 8000, 9000 Lb. Axle; W/Bendix Stg. Gear			
FORD 6-CYL. 240 ENG.; FORD 6-CYL. 300 ENG.				80213			
Pressure	71304			1989			
Reservoir		✱		FORD V-8 6.1 L ENG.; FORD V-8 7.0 L ENG.			
Return.....	71300			Pressure; W/6000, 7000, 8000, 9000 Lb. Axle; W/Bendix Stg. Gear; Dec. 1 & Newer	80213		
1978-1977				Pressure; W/10,000, 12,000 Lb. Axle			
FORD 6-CYL. 240 ENG.; FORD 6-CYL. 300 ENG.				80213			
Pressure	71304			1988			
Reservoir		✱		FORD V-8 6.1 L ENG.			
Return.....	71300			Pressure; W/6000, 7000, 8000, 9000 Lb. Axle; W/Bendix Stg. Gear; Dec. 1 & Newer	80213		
FORD V-8 330 ENG.; FORD V-8 359 ENG.; FORD V-8 361 ENG.; FORD V-8 389 ENG.; FORD V-8 391 ENG.				Pressure; W/10,000, 12,000 Lb. Axle			
Pressure	71303		39856	80213			
Return.....	71302		39856	1987-1986			
1976-1974				DETROIT DIESEL V-8 8.2 L DIESEL ENG.			
FORD 6-CYL. 240 ENG.; FORD 6-CYL. 300 ENG.				Pressure; W/O 5500 Lb. Axle.....			
Pressure	71304			91941			
Reservoir		✱		FORD V-8 6.1 L ENG.			
Return.....	71300			Pressure; W/5500 Lb. Axle.....	91930		
FORD V-8 330 ENG.; FORD V-8 359 ENG.; FORD V-8 361 ENG.; FORD V-8 389 ENG.; FORD V-8 391 ENG.				Pressure; W/Cross Member Mtd. Oil Cooler			
Pressure	71303		39856		91946		
Return.....	71302		39856	Pressure; W/7000, 9000 Lb. Axle; W/Split Hyd. Brakes.....	91946		
1973				Pressure; W/7000 Lb. Axle; W/Air Brakes; W/Single Hyd. Brakes.....			
FORD 6-CYL. 240 ENG.; FORD 6-CYL. 300 ENG.				91930			
Pressure	71304			1985			
Reservoir		✱		DETROIT DIESEL V-8 8.2 L DIESEL ENG.			
Return.....	71300			Pressure; W/O 5500 Lb. Axle.....	91941		
1973				FORD V-8 6.1 L ENG.			
FORD 6-CYL. 240 ENG.; FORD 6-CYL. 300 ENG.				Pressure; W/5500 Lb. Axle; Ser. No. HG5.001 & After			
Pressure	71304			91930			
Reservoir		✱		1987-1986			
Return.....	71300			DETROIT DIESEL V-8 8.2 L DIESEL ENG.			

SYSTEM PUMP & GEAR IDENT.

SYSTEM & COMPONENT IDENT.

PASS. CARS

LIGHT TRUCKS

MEDIUM/HEAVY TRUCKS

BUSES

HOSE NUMERICAL

REPAIR KITS

KIT NUMERICAL

ILLUSTRATIONS

✱ Cut From C.P.E. 3/8" I.D. Hose: 71350 (48"), 81352 (25').
 † Cut From S.A.E. 11/32" I.D. Hose: 80062 (12"), 80063 (24"), 80064 (36"), 81353 (25').
 ✱ Cut From S.A.E. 3/8" I.D. Hose: 71224 (24"), 71236 (36"), 71206 (48"), 81206 (25'). May Also Use 3/8" C.P.E.
 ✱ Cut From S.A.E. 5/8" I.D. Hose: 71351 (36").
 □ Cut From 1/2" I.D. Suction Hose: 71296 (36"), 81354 (10').
 ⚡ Cut From 5/8" I.D. Suction Hose: 71207 (42"), 81355 (10').
 ✱ Cut From 3/4" I.D. Suction Hose: 71297 (36"), 81356 (10').
 ☆ See Page A14 For Pump or Gear Identification.

② Two Required.
 ③ Three Required.
 ④ Four Required.
 ✱ Cut To Fit.
 ✱ Replaces Both Upper and Lower Hose.
 ▲ 252660 Adaptor Required For Some Models.
 ✱ See Page A6 For Installation Procedure.

Power Steering Hose for Medium and Heavy-Duty Trucks

	Application	Assembly Number	Multi-Use Hose	End Fitting	Application	Assembly Number	Multi-Use Hose	End Fitting
SYSTEM PUMP & GEAR IDENT.	FORD - Continued				FORD - Continued			
SYSTEM & COMPONENT IDENT.	F600 - Continued				F600 - Continued			
PASS. CARS	1985 - Continued				1976-1974 - Continued			
LIGHT TRUCKS	FORD V-8 6.1 L ENG. - Continued				FORD 6-CYL. 240 ENG.; FORD 6-CYL. 300 ENG. - Continued			
MEDIUM/HEAVY TRUCKS	Pressure; W/Cross Member Mtd. Oil Cooler.....	91946			Reservoir.....		*	
BUSES	Pressure; W/7000 Lb. Axle; W/Air Brakes; W/Single Hyd. Brakes; Ser. No. HG5.001 & After.....	91946			Return.....	71300		
HOSE NUMERICAL	Pressure; W/7000, 9000 Lb. Axle; W/Split Hyd. Brakes.....	91946			FORD V-8 330 ENG.; FORD V-8 359 ENG.; FORD V-8 361 ENG.; FORD V-8 389 ENG.; FORD V-8 391 ENG.			
REPAIR KITS	1984				Cyl. - Left Turn; W/4WD.....	71299		39857
KIT NUMERICAL	DETROIT DIESEL V-8 8.2 L DIESEL ENG.				Cyl. - Right Turn; W/4WD.....	71299		39856
ILLUSTRATIONS	Pressure; W/O 5500 Lb. Axle; Feb. & Newer.....	91941			Pressure; W/2WD.....	71303		39856
	FORD V-8 6.1 L ENG.				Pressure; W/4WD.....	71304		
	Pressure; W/5500 Lb. Axle; Ser. No. HG5.001 & After.....	91930						
	Pressure; W/Cross Member Mtd. Oil Cooler.....	91946			1973			
	Pressure; W/7000 Lb. Axle; W/Air Brakes; W/Single Hyd. Brakes; Ser. No. HG5.001 & After.....	91946			FORD 6-CYL. 240 ENG.; FORD 6-CYL. 300 ENG.			
	Pressure; W/7000, 9000 Lb. Axle; W/Split Hyd. Brakes; Dec. 1 & Newer.....	91946			Pressure.....	71304		
	1983-1980				Reservoir.....		*	
	FORD V-8 6.1 L ENG.				Return.....	71300		
	Pressure; W/5500 Lb. Axle; Ser. No. HG5.001 & After.....	91930			FORD V-8 330 ENG.			
	Pressure; W/Cross Member Mtd. Oil Cooler.....	91946			Cyl. - Left Turn; W/2WD.....	71304		39856
	Pressure; W/7000 Lb. Axle; W/Air Brakes; W/Single Hyd. Brakes; Ser. No. HG5.001 & After.....	91946			Cyl. - Right Turn; W/2WD.....	71304		
	1979				Cyl.; W/4WD.....	②71299		②39857
	FORD 6-CYL. 240 ENG.; FORD 6-CYL. 300 ENG.				Pressure; W/2WD.....	71303		39856
	Pressure.....	71304			Pressure; W/4WD.....	71304		
	Reservoir.....				Return; W/4WD.....	71300		
	Return.....	71300			FORD V-8 359 ENG.; FORD V-8 361 ENG.; FORD V-8 389 ENG.; FORD V-8 391 ENG.			
	FORD V-8 370 ENG.; FORD V-8 429 ENG.				Cyl. - Left Turn; W/2WD.....	71304		39856
	Cyl. - Left Turn.....	71299		39857	Cyl. - Right Turn; W/2WD.....	71304		
	Cyl. - Right Turn.....	71299		39856	Pressure; W/2WD.....	71303		39856
	Pressure; W/4WD.....	71304			Pressure; W/4WD.....	71304		
	Return; W/4WD.....	71300			Return; W/4WD.....	71300		
	1978-1977				1972-1971			
	FORD 6-CYL. 240 ENG.; FORD 6-CYL. 300 ENG.				FORD 6-CYL. 240 ENG.; FORD 6-CYL. 300 ENG.			
	Pressure.....	71304			Pressure.....	71304		
	Reservoir.....				Return.....	71299		
	Return.....	71300			FORD V-8 330 ENG.; FORD V-8 359 ENG.; FORD V-8 361 ENG.; FORD V-8 389 ENG.; FORD V-8 391 ENG.			
	FORD V-8 330 ENG.; FORD V-8 359 ENG.; FORD V-8 361 ENG.; FORD V-8 389 ENG.; FORD V-8 391 ENG.				Cyl. - Left Turn.....	71304		②39856
	Cyl. - Left Turn; W/4WD.....	71299		39857	Cyl. - Right Turn.....	71304		
	Cyl. - Right Turn; W/4WD.....	71299		39856	Pressure.....	71304		
	Pressure; W/2WD.....	71303		39856	Return.....	71302		39856
	Pressure; W/4WD.....	71304			F700			
	Return; W/2WD.....	71302		39856	1995-1992			
	1976-1974				FORD V-8 7.0 L ENG.			
	FORD 6-CYL. 240 ENG.; FORD 6-CYL. 300 ENG.				Pressure; W/6000, 7000, 8000, 9000 Lb. Axle; W/Bendix Stg. Gear.....	80213		
	Pressure.....	71304			1991-1990			
	FORD V-8 6.1 L ENG.; FORD V-8 7.0 L ENG.				FORD V-8 6.1 L ENG.; FORD V-8 7.0 L ENG.			
	Pressure; W/6000, 7000, 8000, 9000 Lb. Axle; W/Bendix Stg. Gear.....	80213			Pressure; W/6000, 7000, 8000, 9000 Lb. Axle; W/Bendix Stg. Gear.....	80213		
	1989				1989			
	FORD V-8 6.1 L ENG.; FORD V-8 7.0 L ENG.				FORD V-8 6.1 L ENG.; FORD V-8 7.0 L ENG.			
	Pressure; W/6000, 7000, 8000, 9000 Lb. Axle; W/Bendix Stg. Gear.....	80213			Pressure; W/6000, 7000, 8000, 9000 Lb. Axle; W/Bendix Stg. Gear.....	80213		
	Pressure; W/10,000, 12,000 Lb. Axle.....	80213						

* Cut From C.P.E. 3/8" I.D. Hose: 71350 (48"), 81352 (25').
 † Cut From S.A.E. 11/32" I.D. Hose: 80062 (12"), 80063 (24"), 80064 (36"), 81353 (25').
 ★ Cut From S.A.E. 3/8" I.D. Hose: 71224 (24"), 71236 (36"), 71206 (48"), 81206 (25'). May Also Use 3/8" C.P.E.
 ♣ Cut From S.A.E. 5/8" I.D. Hose: 71351 (36").
 □ Cut From 1/2" I.D. Suction Hose: 71296 (36"), 81354 (10').
 † Cut From 5/8" I.D. Suction Hose: 71207 (42"), 81355 (10').
 * Cut From 3/4" I.D. Suction Hose: 71297 (36"), 81356 (10').
 ☆ See Page A14 For Pump or Gear Identification.

② Two Required.
 ③ Three Required.
 ④ Four Required.
 ✂ Cut To Fit.
 ♣ Replaces Both Upper and Lower Hose.
 ▲ 252660 Adaptor Required For Some Models.
 ✦ See Page A6 For Installation Procedure.

Power Steering Hose for Medium and Heavy-Duty Trucks

Application	Assembly Number	Multi-Use Hose	End Fitting	Application	Assembly Number	Multi-Use Hose	End Fitting
FORD - Continued				FORD - Continued			
F700 - Continued				F700 - Continued			
1988				1979 - Continued			
FORD V-8 6.1 L ENG.; FORD V-8 7.0 L ENG.				FORD V-8 370 ENG.; FORD V-8 429 ENG. - Continued			
Pressure; W/6000, 7000, 8000, 9000 Lb. Axle; W/Bendix Stg. Gear; Dec. 1 & Newer.....				Pressure; W/4WD.....			
1 & Newer.....				Return; W/4WD.....			
80213				71304			
80213				71300			
1987-1986				1978-1977			
DETROIT DIESEL V-8 8.2 L DIESEL ENG.				FORD V-8 330 ENG.; FORD V-8 359 ENG.; FORD V-8 361 ENG.; FORD V-8 389 ENG.; FORD V-8 391 ENG.			
Pressure; W/O 5500 Lb. Axle.....				Pressure.....			
91941				71303			
91941				39856			
91941				71302			
39856				39856			
FORD V-8 6.1 L ENG.; FORD V-8 7.0 L ENG.				1976-1974			
Pressure; W/5500 Lb. Axle.....				FORD V-8 330 ENG.; FORD V-8 359 ENG.; FORD V-8 361 ENG.; FORD V-8 389 ENG.; FORD V-8 391 ENG.			
91930				Pressure.....			
91946				71303			
91946				39856			
91946				39856			
1985				1973			
DETROIT DIESEL V-8 8.2 L DIESEL ENG.				FORD V-8 330 ENG.; FORD V-8 359 ENG.; FORD V-8 361 ENG.; FORD V-8 389 ENG.; FORD V-8 391 ENG.			
Pressure; W/O 5500 Lb. Axle.....				Cyl. - Left Turn.....			
91941				71304			
91941				71304			
91941				71303			
91941				39856			
FORD V-8 6.1 L ENG.; FORD V-8 7.0 L ENG.				1972-1971			
Pressure; W/5500 Lb. Axle; Ser. No. HG5.001 & After.....				FORD V-8 330 ENG.; FORD V-8 359 ENG.; FORD V-8 361 ENG.; FORD V-8 389 ENG.; FORD V-8 391 ENG.			
91930				Cyl. - Left Turn.....			
91946				71304			
91946				71304			
91946				71304			
91946				71302			
91946				39856			
1984				F750			
DETROIT DIESEL V-8 8.2 L DIESEL ENG.				1979			
Pressure; W/O 5500 Lb. Axle; Feb. & Newer.....				FORD V-8 401 ENG.; FORD V-8 475 ENG.; FORD V-8 477 ENG.; FORD V-8 534 ENG.			
91941				Cyl. - Left Turn.....			
91941				71299			
91941				71299			
91941				39857			
FORD V-8 6.1 L ENG.; FORD V-8 7.0 L ENG.				1978-1977			
Pressure; W/5500 Lb. Axle; Ser. No. HG5.001 & After.....				FORD V-8 330 ENG.; FORD V-8 359 ENG.; FORD V-8 361 ENG.; FORD V-8 389 ENG.; FORD V-8 391 ENG.; FORD V-8 401 ENG.; FORD V-8 475 ENG.; FORD V-8 477 ENG.; FORD V-8 534 ENG.			
91930				Pressure.....			
91946				71303			
91946				71303			
91946				71302			
91946				39856			
1983-1980				1976-1974			
FORD V-8 6.1 L ENG.; FORD V-8 7.0 L ENG.				FORD V-8 330 ENG.; FORD V-8 359 ENG.; FORD V-8 361 ENG.; FORD V-8 389 ENG.; FORD V-8 391 ENG.; FORD V-8 401 ENG.; FORD V-8 475 ENG.; FORD V-8 477 ENG.; FORD V-8 534 ENG.			
Pressure; W/5500 Lb. Axle; Ser. No. HG5.001 & After.....				Pressure.....			
91930				71303			
91946				71303			
91946				39856			
1979				1973			
FORD V-8 370 ENG.; FORD V-8 429 ENG.				FORD V-8 330 ENG.; FORD V-8 359 ENG.; FORD V-8 361 ENG.; FORD V-8 389 ENG.; FORD V-8 391 ENG.			
Cyl. - Left Turn.....				Cyl. - Left Turn.....			
71299				71304			
39857				39856			
71299				39856			

SYSTEM PUMP & GEAR IDENT.

SYSTEM & COMPONENT IDENT.

PASS. CARS

LIGHT TRUCKS

MEDIUM/HEAVY TRUCKS

BUSES

HOSE NUMERICAL

REPAIR KITS

KIT NUMERICAL

ILLUSTRATIONS

* Cut From C.P.E. 3/8" I.D. Hose: 71350 (48"), 81352 (25').
 † Cut From S.A.E. 11/32" I.D. Hose: 80062 (12"), 80063 (24"), 80064 (36"), 81353 (25').
 * Cut From S.A.E. 3/8" I.D. Hose: 71224 (24"), 71236 (36"), 71206 (48"), 81206 (25'). May Also Use 3/8" C.P.E.
 * Cut From S.A.E. 5/8" I.D. Hose: 71351 (36").
 □ Cut From 1/2" I.D. Suction Hose: 71296 (36"), 81354 (10').
 † Cut From 5/8" I.D. Suction Hose: 71207 (42"), 81355 (10').
 * Cut From 3/4" I.D. Suction Hose: 71297 (36"), 81356 (10').
 ☆ See Page A14 For Pump or Gear Identification.

② Two Required.
 ③ Three Required.
 ④ Four Required.
 < Cut To Fit.
 * Replaces Both Upper and Lower Hose.
 ▲ 252660 Adaptor Required For Some Models.
 * See Page A6 For Installation Procedure.

Power Steering Hose for Medium and Heavy-Duty Trucks

	Application	Assembly Number	Multi-Use Hose	End Fitting	Application	Assembly Number	Multi-Use Hose	End Fitting
SYSTEM PUMP & GEAR IDENT.	FORD - Continued				FORD - Continued			
SYSTEM & COMPONENT IDENT.	F750 - Continued				F800 - Continued			
PASS. CARS	1973 - Continued				1985 - Continued			
LIGHT TRUCKS	FORD V-8 330 ENG.; FORD V-8 359 ENG.; FORD V-8 361 ENG.; FORD V-8 389 ENG.; FORD V-8 391 ENG. - Continued				FORD V-8 6.1 L ENG.; FORD V-8 7.0 L ENG. - Continued			
MEDIUM/HEAVY TRUCKS	Cyl. - Right Turn	71304			Pressure; W/Cross Member Mtd. Oil Cooler	91946		
BUSES	Pressure	71303		39856	Pressure; W/7000 Lb. Axle; W/Air Brakes; W/Single Hyd. Brakes; Ser. No. HG5.001 & After	91946		
HOSE NUMERICAL	1972-1971				1984			
REPAIR KITS	FORD V-8 330 ENG.; FORD V-8 359 ENG.; FORD V-8 361 ENG.; FORD V-8 389 ENG.; FORD V-8 391 ENG.				DETROIT DIESEL V-8 8.2 L DIESEL ENG.			
KIT NUMERICAL	Cyl. - Left Turn	71304		②39856	Pressure; W/O 5500 Lb. Axle; Feb. & Newer	91941		
ILLUSTRATIONS	Cyl. - Right Turn	71304			FORD V-8 6.1 L ENG.; FORD V-8 7.0 L ENG.			
	Pressure	71304			Pressure; W/5500 Lb. Axle; Ser. No. HG5.001 & After	91930		
	Return	71302		39856	Pressure; W/Cross Member Mtd. Oil Cooler	91946		
	F800				FORD V-8 6.1 L ENG.; FORD V-8 7.0 L ENG.			
	1995-1992				1983-1980			
	FORD V-8 7.0 L ENG.				FORD V-8 6.1 L ENG.; FORD V-8 7.0 L ENG.			
	Pressure; W/6000, 7000, 8000, 9000 Lb. Axle; W/Bendix Stg. Gear	80213			Pressure; W/5500 Lb. Axle; Ser. No. HG5.001 & After	91930		
	1991				FORD V-8 6.1 L ENG.; FORD V-8 7.0 L ENG.			
	Pressure; W/6000, 7000, 8000, 9000 Lb. Axle; W/Bendix Stg. Gear	80213			Pressure; W/Cross Member Mtd. Oil Cooler	91946		
	1990				1979			
	FORD V-8 7.0 L ENG.				FORD V-8 370 ENG.; FORD V-8 401 ENG.; FORD V-8 429 ENG.; FORD V-8 475 ENG.; FORD V-8 477 ENG.; FORD V-8 534 ENG.			
	Pressure; W/6000, 7000, 8000, 9000 Lb. Axle; W/Bendix Stg. Gear	80213			Cyl. - Left Turn	71299		39857
	1989				1978-1977			
	FORD V-8 7.0 L ENG.				FORD V-8 330 ENG.; FORD V-8 359 ENG.; FORD V-8 361 ENG.; FORD V-8 389 ENG.; FORD V-8 391 ENG.; FORD V-8 401 ENG.; FORD V-8 475 ENG.; FORD V-8 477 ENG.; FORD V-8 534 ENG.			
	Pressure; W/6000, 7000, 8000, 9000 Lb. Axle; W/Bendix Stg. Gear; Dec. 1 & Newer	80213			Pressure	71303		39856
	Pressure; W/10,000, 12,000 Lb. Axle	80213			Return	71302		39856
	1988				1976-1974			
	FORD V-8 7.0 L ENG.				FORD V-8 330 ENG.; FORD V-8 359 ENG.; FORD V-8 361 ENG.; FORD V-8 389 ENG.; FORD V-8 391 ENG.; FORD V-8 401 ENG.; FORD V-8 475 ENG.; FORD V-8 477 ENG.; FORD V-8 534 ENG.			
	Pressure; W/10,000, 12,000 Lb. Axle	80213			Pressure	71303		39856
	1987-1986				DETROIT DIESEL V-8 8.2 L DIESEL ENG.			
	DETROIT DIESEL V-8 8.2 L DIESEL ENG.				FORD V-8 6.1 L ENG.; FORD V-8 7.0 L ENG.			
	Pressure; W/O 5500 Lb. Axle.....	91941			Pressure; W/5500 Lb. Axle.....	91930		
	FORD V-8 6.1 L ENG.; FORD V-8 7.0 L ENG.				FORD V-8 6.1 L ENG.; FORD V-8 7.0 L ENG.			
	Pressure; W/5500 Lb. Axle.....	91930			Pressure; W/Cross Member Mtd. Oil Cooler	91946		
	1985				1979			
	DETROIT DIESEL V-8 8.2 L DIESEL ENG.				FORD V-8 370 ENG.; FORD V-8 401 ENG.; FORD V-8 429 ENG.; FORD V-8 475 ENG.; FORD V-8 477 ENG.; FORD V-8 534 ENG.			
	Pressure; W/O 5500 Lb. Axle.....	91941			Pressure	71303		39856
	FORD V-8 6.1 L ENG.; FORD V-8 7.0 L ENG.				1978-1977			
	Pressure; W/5500 Lb. Axle; Ser. No. HG5.001 & After	91930			Return	71302		39856

* Cut From C.P.E. 3/8" I.D. Hose: 71350 (48"), 81352 (25').
 † Cut From S.A.E. 11/32" I.D. Hose: 80062 (12"), 80063 (24"), 80064 (36"), 81353 (25').
 ★ Cut From S.A.E. 3/8" I.D. Hose: 71224 (24"), 71236 (36"), 71206 (48"), 81206 (25'). May Also Use 3/8" C.P.E.
 ♣ Cut From S.A.E. 5/8" I.D. Hose: 71351 (36").
 □ Cut From 1/2" I.D. Suction Hose: 71296 (36"), 81354 (10').
 † Cut From 5/8" I.D. Suction Hose: 71207 (42"), 81355 (10').
 * Cut From 3/4" I.D. Suction Hose: 71297 (36"), 81356 (10').
 ☆ See Page A14 For Pump or Gear Identification.

② Two Required.
 ③ Three Required.
 ④ Four Required.
 < Cut To Fit.
 ♣ Replaces Both Upper and Lower Hose.
 ▲ 252660 Adaptor Required For Some Models.
 ♣ See Page A6 For Installation Procedure.

Power Steering Hose for Medium and Heavy-Duty Trucks

Application	Assembly Number	Multi-Use Hose	End Fitting	Application	Assembly Number	Multi-Use Hose	End Fitting
FORD - Continued				FORD - Continued			
F800 - Continued				F7000 - Continued			
1973				1974-1973			
FORD V-8 330 ENG.; FORD V-8 359 ENG.; FORD V-8 361 ENG.; FORD V-8 389 ENG.;				CATERPILLAR V150 DIESEL ENG.; CATERPILLAR V175 DIESEL ENG.; CATERPILLAR V190 DIESEL ENG.; CATERPILLAR V290 DIESEL ENG.			
Pressure	71303		39856	Cyl. - Left Turn; W/9000 Lb. Front Axle	71303		39856
Return	71302		39856	Cyl. - Right Turn; W/9000 Lb. Front Axle	71304		39856
1972-1971				1972-1971			
FORD V-8 330 ENG.; FORD V-8 359 ENG.; FORD V-8 361 ENG.; FORD V-8 389 ENG.;				CATERPILLAR V150 DIESEL ENG.; CATERPILLAR V175 DIESEL ENG.; CATERPILLAR V190 DIESEL ENG.; CATERPILLAR V290 DIESEL ENG.			
Cyl. - Left Turn	71304		39856	Cyl.	②71304		
Cyl. - Right Turn	71304			Pressure	71303		
Pressure	71304			Return	71301		39856
Return	71299			F SERIES			
F6000				1970			
1975-1973				FORD 6-CYL. 240 ENG.; FORD 6-CYL. 300 ENG.			
CATERPILLAR V150 DIESEL ENG.; CATERPILLAR V175 DIESEL ENG.; CATERPILLAR V190 DIESEL ENG.; CATERPILLAR V290 DIESEL ENG.				Pressure			
Cyl. - Left Turn; W/9000 Lb. Front Axle	71303		39856	Return	71299		
Cyl. - Right Turn; W/9000 Lb. Front Axle	71304			FORD V-8 330 ENG.; FORD V-8 359 ENG.; FORD V-8 361 ENG.; FORD V-8 389 ENG.; FORD V-8 391 ENG.			
Pressure; W/TRW P.S. Pump	71303			Cyl. - Left Turn	71304		39856
Return; W/TRW P.S. Pump	71301		39856	Cyl. - Right Turn	71304		
1972-1971				1972-1971			
CATERPILLAR V150 DIESEL ENG.; CATERPILLAR V175 DIESEL ENG.; CATERPILLAR V190 DIESEL ENG.; CATERPILLAR V290 DIESEL ENG.				CATERPILLAR V150 DIESEL ENG.; CATERPILLAR V175 DIESEL ENG.; CATERPILLAR V190 DIESEL ENG.; CATERPILLAR V290 DIESEL ENG.			
Cyl.	②71304			Cyl.	②71304		
Pressure	71303			Pressure	71303		
Return	71301		39856	Return	71301		39856
F7000				1969			
1979-1976				CATERPILLAR V-8 573 DIESEL ENG.			
CATERPILLAR 3208 DIESEL ENG.				Cyl.; W/TRW P.S. Pump			
Cyl. - Left Turn; W/9000 Lb. Front Axle	71303		39856	Pressure; W/TRW P.S. Pump	71303		
Cyl. - Right Turn; W/9000 Lb. Front Axle	71304			Return; W/TRW P.S. Pump	71303		
Pressure; W/Eaton P.S. Pump; ☆A	71304		39856	CATERPILLAR V150 DIESEL ENG.; CATERPILLAR V175 DIESEL ENG.			
Pressure; W/TRW P.S. Pump	71303			Cyl.; F6000, F7000; W/TRW P.S. Pump	②71304		
Return; W/TRW P.S. Pump	71301		39856	Pressure; F6000, F7000; W/TRW P.S. Pump	71303		
1975				DETROIT DIESEL 6V-53 DIESEL ENG.			
CATERPILLAR 3208 DIESEL ENG.; CATERPILLAR V150 DIESEL ENG.; CATERPILLAR V175 DIESEL ENG.; CATERPILLAR V190 DIESEL ENG.; CATERPILLAR V290 DIESEL ENG.				Cyl.			
Cyl. - Left Turn; W/9000 Lb. Front Axle	71303		39856	Pressure	②71299		
Cyl. - Right Turn; W/9000 Lb. Front Axle	71304			Return	71302		
Pressure; W/Eaton P.S. Pump; ☆A	71304		39856	DORSET 363 DIESEL ENG.			
Pressure; W/TRW P.S. Pump	71303			Cyl.	②71299		
Return; W/TRW P.S. Pump	71301		39856	Pressure	71304		
1975				FORD 6-CYL. 240 ENG.; FORD 6-CYL. 300 ENG.			
CATERPILLAR 3208 DIESEL ENG.; CATERPILLAR V150 DIESEL ENG.; CATERPILLAR V175 DIESEL ENG.; CATERPILLAR V190 DIESEL ENG.; CATERPILLAR V290 DIESEL ENG.				Cyl.			
Cyl. - Left Turn; W/9000 Lb. Front Axle	71303		39856	Pressure	②71304		
Cyl. - Right Turn; W/9000 Lb. Front Axle	71304			Return	71304		39856
Pressure; W/Eaton P.S. Pump; ☆A	71304		39856	1975			
Pressure; W/TRW P.S. Pump	71303			CATERPILLAR 3208 DIESEL ENG.; CATERPILLAR V150 DIESEL ENG.; CATERPILLAR V175 DIESEL ENG.; CATERPILLAR V190 DIESEL ENG.; CATERPILLAR V290 DIESEL ENG.			
Return; W/TRW P.S. Pump	71301		39856	Cyl.	②71299		

SYSTEM PUMP & GEAR IDENT.

SYSTEM & COMPONENT IDENT.

PASS. CARS

LIGHT TRUCKS

MEDIUM/HEAVY TRUCKS

BUSES

HOSE NUMERICAL

REPAIR KITS

KIT NUMERICAL

ILLUSTRATIONS

* Cut From C.P.E. 3/8" I.D. Hose: 71350 (48"), 81352 (25').
 † Cut From S.A.E. 11/32" I.D. Hose: 80062 (12"), 80063 (24"), 80064 (36"), 81353 (25').
 * Cut From S.A.E. 3/8" I.D. Hose: 71224 (24"), 71236 (36"), 71206 (48"), 81206 (25'). May Also Use 3/8" C.P.E.
 * Cut From S.A.E. 5/8" I.D. Hose: 71351 (36").
 □ Cut From 1/2" I.D. Suction Hose: 71296 (36"), 81354 (10').
 † Cut From 5/8" I.D. Suction Hose: 71207 (42"), 81355 (10').
 * Cut From 3/4" I.D. Suction Hose: 71297 (36"), 81356 (10').
 ☆ See Page A14 For Pump or Gear Identification.

② Two Required.
 ③ Three Required.
 ④ Four Required.
 < Cut To Fit.
 ☉ Replaces Both Upper and Lower Hose.
 ▲ 252660 Adaptor Required For Some Models.
 ✦ See Page A6 For Installation Procedure.

Power Steering Hose for Medium and Heavy-Duty Trucks

	Application	Assembly Number	Multi-Use Hose	End Fitting	Application	Assembly Number	Multi-Use Hose	End Fitting
SYSTEM PUMP & GEAR IDENT.	FORD - Continued				FORD - Continued			
	F SERIES - Continued				F SERIES - Continued			
	1969 - Continued				1966			
	FORD V-8 330 ENG.; FORD V-8 359 ENG.; FORD V-8 361 ENG.; FORD V-8 389 ENG.; FORD V-8 391 ENG.				FORD V-8 359 ENG.; FORD V-8 361 ENG.; FORD V-8 389 ENG.; FORD V-8 391 ENG.; FORD V-8 401 ENG.; FORD V-8 477 ENG.; FORD V-8 534 ENG.			
	Cyl.; F500, F600; F700, F750.....	271302			Cyl.; F500, F600; F700.....	271302		
	Cyl. - Left Turn; F800, F850, F900.....	71299			Pressure; F500, F600; F700.....	71304		
	Cyl. - Right Turn; F800, F850, F900.....	71302			Return; F500, F600; F700.....	71302		39856
	Pressure; F500, F600; F700, F750.....	71304						
	Pressure; F800, F850, F900; F1000.....	71300						
	Return; F500, F600; F700, F750.....	71302		39856				
	Return; F800, F850, F900; F1000.....	71299						
	1968				F SUPER DUTY			
	CATERPILLAR V-8 573 DIESEL ENG.				1995			
	Cyl.; W/TRW P.S. Pump.....	271304			FORD V-8 7.3 L DIESEL ENG.			
	Pressure; W/TRW P.S. Pump.....	71303			Pressure; Conventional System.....	91744		
	Return; W/TRW P.S. Pump.....	71303			Pressure - Hydroboost To Gear; Hydroboost System.....	71416		
	CATERPILLAR V150 DIESEL ENG.; CATERPILLAR V175 DIESEL ENG.				Pressure - Pump To Hydroboost; Hydroboost System.....			
	Cyl.; F6000, F7000; W/TRW P.S. Pump.....	271304			Return; Conventional System.....	71442		
	Pressure; F6000, F7000; W/TRW P.S. Pump.....	71303			Return - Gear To Pump; Hydroboost System.....	91849		
	Return; F6000, F7000; W/TRW P.S. Pump.....	71303			Return - Hydroboost To Pump; Hydroboost System.....	91849		★46"
	DORSET 363 DIESEL ENG.				FORD V-8 7.5 L ENG.			
	Cyl.....	271299			Pressure; Conventional System.....	71556		
	Pressure.....	71304			Pressure - Hydroboost To Gear; Hydroboost System.....	71416		
	Return.....	71302		39856	Pressure - Pump To Hydroboost; Hydroboost System.....	71442		
	FORD 6-CYL. 240 ENG.; FORD 6-CYL. 300 ENG.				Return; Conventional System.....			
	Cyl.....	271304			Return - Gear To Pump; Hydroboost System.....	91849		
	Pressure.....	71304			Return - Hydroboost To Pump; Hydroboost System.....	91849		★46"
	Return.....	71299						
	FORD V-8 330 ENG.; FORD V-8 359 ENG.; FORD V-8 361 ENG.; FORD V-8 389 ENG.; FORD V-8 391 ENG.				1989-1988			
	Cyl.; F500, F600; F700, F750.....	271302			FORD V-8 7.5 L ENG.			
	Cyl. - Left Turn; F800, F850, F900.....	71299			Pressure; Conventional System.....	70424		
	Cyl. - Right Turn; F800, F850, F900.....	71302			Pressure - Hydroboost To Gear; Hydroboost System.....	71416		
	Pressure; F500, F600; F700, F750.....	71304			Pressure - Pump To Hydroboost; Hydroboost System.....	71415		
	Pressure; F800, F850, F900; F1000.....	71300			Return; Conventional System.....			★12"
	Return; F500, F600; F700, F750.....	71302		39856	Return - Gear To Pump; Hydroboost System.....			★15"
	Return; F800, F850, F900; F1000.....	71299			Return - Hydroboost To Pump; Hydroboost System.....			★46"
	1967				FT800			
	DORSET 363 DIESEL ENG.				1990			
	Cyl.....	271299			FORD V-8 7.0 L ENG.			
	Pressure.....	71304			Pressure; W/6000, 7000, 8000, 9000 Lb. Axle; W/Bendix Stg. Gear.....	80213		
	Return.....	71302		39856				
	FORD 6-CYL. 240 ENG.; FORD 6-CYL. 300 ENG.				FORD V-8 7.0 L ENG.			
	Cyl.....	271304			Pressure; W/6000, 7000, 8000, 9000 Lb. Axle; W/Bendix Stg. Gear, Dec. 1 & Newer.....	80213		
	Pressure.....	71304			Pressure; W/10,000, 12,000 Lb. Axle....	80213		
	Return.....	71299						
	FORD V-8 330 ENG.; FORD V-8 359 ENG.; FORD V-8 361 ENG.; FORD V-8 389 ENG.; FORD V-8 391 ENG.				1989			
	Cyl.; F500, F600; F700, F750.....	271302			FORD V-8 7.0 L ENG.			
	Cyl. - Left Turn; F800, F850, F900.....	71299			Pressure; W/6000, 7000, 8000, 9000 Lb. Axle; W/Bendix Stg. Gear, Dec. 1 & Newer.....	80213		
	Cyl. - Right Turn; F800, F850, F900.....	71302			Pressure; W/10,000, 12,000 Lb. Axle....	80213		
	Pressure; F500, F600; F700, F750.....	71304						
	Pressure; F800, F850, F900; F1000.....	71300						
	Return; F500, F600; F700, F750.....	71302		39856				
	Return; F800, F850, F900; F1000.....	71299						

- * Cut From C.P.E. 3/8" I.D. Hose: 71350 (48"), 81352 (25').
- † Cut From S.A.E. 1 1/2" I.D. Hose: 80062 (12"), 80063 (24"), 80064 (36"), 81353 (25').
- ★ Cut From S.A.E. 3/8" I.D. Hose: 71224 (24"), 71236 (36"), 71206 (48"), 81206 (25'). May Also Use 3/8" C.P.E.
- ♣ Cut From S.A.E. 5/8" I.D. Hose: 71351 (36").
- Cut From 1/2" I.D. Suction Hose: 71296 (36"), 81354 (10').
- ♣ Cut From 5/8" I.D. Suction Hose: 71207 (42"), 81355 (10').
- ✱ Cut From 3/4" I.D. Suction Hose: 71297 (36"), 81356 (10').
- ☆ See Page A14 For Pump or Gear Identification.

- ② Two Required.
- ③ Three Required.
- ④ Four Required.
- ≠ Cut To Fit.
- ⊗ Replaces Both Upper and Lower Hose.
- ▲ 252660 Adaptor Required For Some Models.
- ✱ See Page A6 For Installation Procedure.

Power Steering Hose for Medium and Heavy-Duty Trucks

Application	Assembly Number	Multi-Use Hose	End Fitting	Application	Assembly Number	Multi-Use Hose	End Fitting
FORD - Continued				FORD - Continued			
FT900				LN600 - Continued			
1995-1992				1981 - Continued			
FORD V-8 7.0 L ENG.				FORD V-8 6.1 L ENG. - Continued			
Pressure; W/6000, 7000, 8000, 9000				Cyl. - Right Turn; W/9000 Lb. Front			
Lb. Axle.....	80213			Axle.....	80211		
				Pressure.....	71299		39856
				Return.....	71299		39856
1991				1980			
FORD V-8 6.1 L ENG.; FORD V-8 7.0 L ENG.				FORD V-8 6.1 L ENG.			
Pressure; W/6000, 7000, 8000, 9000				Cyl. - Left Turn; W/9000 Lb. Front Axle	91945		
Lb. Axle.....	80213			Cyl. - Right Turn; W/9000 Lb. Front			
				Axle.....	80211		
				Pressure.....	71299		39856
				Return.....	71299		39856
L8000				1979			
1993				FORD V-8 370 ENG.; FORD V-8 429 ENG.			
FORD 6-CYL. 6.6 L DIESEL ENG.; FORD 6-CYL. 7.8 L DIESEL ENG.				Pressure.....			
Pressure; W/14,000, 16,000, 18,000,				Return.....	71299		39856
20,000 Lb. Axles.....	80213						
LN600				1978-1975			
1985-1984				FORD V-8 330 ENG.; FORD V-8 359 ENG.; FORD V-8 361			
DETROIT DIESEL V-8 8.2 L DIESEL ENG.				ENG.; FORD V-8 389 ENG.; FORD V-8 391 ENG.			
Cyl. - Left Turn.....	91928			Cyl. - Left Turn.....	71303		39856
Pressure; W/5000, 7000, 9000 Lb. Axle	91927			Cyl. - Right Turn.....	71304		
				Pressure.....	71299		39856
				Return.....	71299		39856
FORD V-8 6.1 L ENG.				1974-1970			
Cyl. - Left Turn; W/9000 Lb. Front Axle	91945			FORD V-8 330 ENG.; FORD V-8 359 ENG.; FORD V-8 361			
Cyl. - Right Turn; W/9000 Lb. Front				ENG.; FORD V-8 389 ENG.; FORD V-8 391 ENG.			
Axle.....	80211			Pressure.....	71299		39856
Pressure.....	91944			Return.....	71299		39856
Return.....	80211						
1983				LN700			
DETROIT DIESEL V-8 8.2 L DIESEL ENG.				1987			
Cyl. - Left Turn.....	91928			DETROIT DIESEL V-8 8.2 L DIESEL ENG.			
Cyl. - Right Turn.....	71303			Cyl. - Left Turn.....			
Pressure; W/5000, 7000, 9000 Lb. Axle	91927					
				91928			
FORD V-8 6.1 L ENG.				1986			
Cyl. - Left Turn; W/9000 Lb. Front Axle	91945			DETROIT DIESEL V-8 8.2 L DIESEL ENG.			
Cyl. - Right Turn; W/9000 Lb. Front				Cyl. - Left Turn.....			
Axle.....	80211					
Pressure.....	91944			91928			
Return.....	71299		39856	FORD V-8 6.1 L ENG.; FORD V-8 7.0 L ENG.			
				Pressure.....			
						
				91944			
				Return.....			
				80211			
1982				1985-1984			
DETROIT DIESEL V-8 8.2 L DIESEL ENG.				DETROIT DIESEL V-8 8.2 L DIESEL ENG.			
Cyl. - Left Turn.....	91928			Cyl. - Left Turn.....			
Cyl. - Right Turn.....	71303					
				91928			
FORD V-8 6.1 L ENG.				Pressure; W/5000, 7000, 9000 Lb. Axle			
Cyl. - Left Turn; W/9000 Lb. Front Axle	91945					
Cyl. - Right Turn; W/9000 Lb. Front				91927			
Axle.....	80211			FORD V-8 6.1 L ENG.; FORD V-8 7.0 L ENG.			
Return.....	71299		39856	Cyl. - Left Turn; W/9000 Lb. Front Axle			
						
				91945			
				Cyl. - Right Turn; W/9000 Lb. Front			
						
				80211			
				Pressure.....			
						
				91944			
				Return.....			
				80211			
1981				1983			
DETROIT DIESEL V-8 8.2 L DIESEL ENG.				DETROIT DIESEL V-8 8.2 L DIESEL ENG.			
Cyl. - Left Turn.....	91928			Cyl. - Left Turn.....			
Cyl. - Right Turn.....	71303					
				91928			
FORD V-8 6.1 L ENG.				1987			
Cyl. - Left Turn; W/9000 Lb. Front Axle	91945			DETROIT DIESEL V-8 8.2 L DIESEL ENG.			

SYSTEM PUMP & GEAR IDENT.

SYSTEM & COMPONENT IDENT.

PASS. CARS

LIGHT TRUCKS

MEDIUM/HEAVY TRUCKS

BUSES

HOSE NUMERICAL

REPAIR KITS

KIT NUMERICAL

ILLUSTRATIONS

* Cut From C.P.E. 3/8" I.D. Hose: 71350 (48"), 81352 (25').
 † Cut From S.A.E. 1 1/32" I.D. Hose: 80062 (12"), 80063 (24"), 80064 (36"), 81353 (25').
 ★ Cut From S.A.E. 3/8" I.D. Hose: 71224 (24"), 71236 (36"), 71206 (48"), 81206 (25'). May Also Use 3/8" C.P.E.
 ✦ Cut From S.A.E. 5/8" I.D. Hose: 71351 (36").
 □ Cut From 1/2" I.D. Suction Hose: 71296 (36"), 81354 (10').
 ⚡ Cut From 5/8" I.D. Suction Hose: 71207 (42"), 81355 (10').
 ✧ Cut From 3/4" I.D. Suction Hose: 71297 (36"), 81356 (10').
 ☆ See Page A14 For Pump or Gear Identification.

② Two Required.
 ③ Three Required.
 ④ Four Required.
 ⚡ Cut To Fit.
 ✦ Replaces Both Upper and Lower Hose.
 ▲ 252660 Adaptor Required For Some Models.
 ✧ See Page A6 For Installation Procedure.

Power Steering Hose for Medium and Heavy-Duty Trucks

	Application	Assembly Number	Multi-Use Hose	End Fitting	Application	Assembly Number	Multi-Use Hose	End Fitting
SYSTEM PUMP & GEAR IDENT.	FORD - Continued				FORD - Continued			
SYSTEM & COMPONENT IDENT.	LN700 - Continued				LN750			
PASS. CARS	1983 - Continued				1978-1975			
LIGHT TRUCKS	DETROIT DIESEL V-8 8.2 L DIESEL ENG. - Continued				FORD V-8 330 ENG.; FORD V-8 359 ENG.; FORD V-8 361 ENG.; FORD V-8 389 ENG.; FORD V-8 391 ENG.			
MEDIUM/HEAVY TRUCKS	Cyl. - Right Turn 71303				Cyl. - Left Turn 71303 39856			
BUSES	Pressure; W/5000, 7000, 9000 Lb. Axle 91927				Cyl. - Right Turn 71304			
HOSE NUMERICAL	FORD V-8 6.1 L ENG.; FORD V-8 7.0 L ENG.				Pressure 71299 39856			
REPAIR KITS	Cyl. - Left Turn; W/9000 Lb. Front Axle 91945				Return 71299 39856			
KIT NUMERICAL	Cyl. - Right Turn; W/9000 Lb. Front Axle 80211							
ILLUSTRATIONS	Pressure 91944							
	Return 71299 39856							
	1982				1974-1970			
	DETROIT DIESEL V-8 8.2 L DIESEL ENG.				FORD V-8 330 ENG.; FORD V-8 359 ENG.; FORD V-8 361 ENG.; FORD V-8 389 ENG.; FORD V-8 391 ENG.			
	Cyl. - Left Turn 91928				Pressure 71299 39856			
	Cyl. - Right Turn 71303				Return 71299 39856			
	FORD V-8 6.1 L ENG.; FORD V-8 7.0 L ENG.				LN800			
	Cyl. - Left Turn; W/9000 Lb. Front Axle 91945				1983-1982			
	Cyl. - Right Turn; W/9000 Lb. Front Axle 80211				FORD V-8 6.1 L ENG.; FORD V-8 7.0 L ENG.			
	Pressure 71299 39856				Return 71299 39856			
	Return 71299 39856				1981-1980			
	1981				FORD V-8 6.1 L ENG.; FORD V-8 7.0 L ENG.			
	DETROIT DIESEL V-8 8.2 L DIESEL ENG.				Pressure 71299 39856			
	Cyl. - Left Turn 91928				Return 71299 39856			
	Cyl. - Right Turn 71303							
	FORD V-8 6.1 L ENG.; FORD V-8 7.0 L ENG.				1979			
	Cyl. - Left Turn; W/9000 Lb. Front Axle 91945				FORD V-8 370 ENG.; FORD V-8 401 ENG.; FORD V-8 429 ENG.; FORD V-8 475 ENG.; FORD V-8 477 ENG.; FORD V-8 534 ENG.			
	Cyl. - Right Turn; W/9000 Lb. Front Axle 80211				Pressure 71299 39856			
	Pressure 71299 39856				Return 71299 39856			
	Return 71299 39856							
	1980				1978-1975			
	FORD V-8 6.1 L ENG.; FORD V-8 7.0 L ENG.				FORD V-8 330 ENG.; FORD V-8 359 ENG.; FORD V-8 361 ENG.; FORD V-8 389 ENG.; FORD V-8 391 ENG.; FORD V-8 401 ENG.; FORD V-8 475 ENG.; FORD V-8 477 ENG.; FORD V-8 534 ENG.			
	Cyl. - Left Turn; W/9000 Lb. Front Axle 91945				Cyl. - Left Turn 71303 39856			
	Cyl. - Right Turn; W/9000 Lb. Front Axle 80211				Cyl. - Right Turn 71304			
	Pressure 71299 39856				Pressure 71299 39856			
	Return 71299 39856				Return 71299 39856			
	1979				1974-1971			
	FORD V-8 370 ENG.; FORD V-8 429 ENG.				FORD V-8 330 ENG.; FORD V-8 359 ENG.; FORD V-8 361 ENG.; FORD V-8 389 ENG.; FORD V-8 391 ENG.; FORD V-8 401 ENG.; FORD V-8 475 ENG.; FORD V-8 477 ENG.; FORD V-8 534 ENG.			
	Pressure 71299 39856				Pressure 71299 39856			
	Return 71299 39856				Return 71299 39856			
	1978-1975				1970			
	FORD V-8 330 ENG.; FORD V-8 359 ENG.; FORD V-8 361 ENG.; FORD V-8 389 ENG.; FORD V-8 391 ENG.				FORD V-8 330 ENG.; FORD V-8 359 ENG.; FORD V-8 361 ENG.; FORD V-8 389 ENG.; FORD V-8 391 ENG.; FORD V-8 401 ENG.			
	Cyl. - Left Turn 71303 39856				Pressure 71299 39856			
	Cyl. - Right Turn 71304				Return 71299 39856			
	Pressure 71299 39856							
	Return 71299 39856							

* Cut From C.P.E. 3/8" I.D. Hose: 71350 (48"), 81352 (25').
 † Cut From S.A.E. 1 1/32" I.D. Hose: 80062 (12"), 80063 (24"), 80064 (36"), 81353 (25').
 ★ Cut From S.A.E. 3/8" I.D. Hose: 71224 (24"), 71236 (36"), 71206 (48"), 81206 (25'). May Also Use 3/8" C.P.E.
 ♣ Cut From S.A.E. 5/8" I.D. Hose: 71351 (36").
 □ Cut From 1/2" I.D. Suction Hose: 71296 (36"), 81354 (10').
 † Cut From 5/8" I.D. Suction Hose: 71207 (42"), 81355 (10').
 * Cut From 3/4" I.D. Suction Hose: 71297 (36"), 81356 (10').
 ☆ See Page A14 For Pump or Gear Identification.

② Two Required.
 ③ Three Required.
 ④ Four Required.
 < Cut To Fit.
 ☉ Replaces Both Upper and Lower Hose.
 ▲ 252660 Adaptor Required For Some Models.
 ♣ See Page A6 For Installation Procedure.

Power Steering Hose for Medium and Heavy-Duty Trucks

Application	Assembly Number	Multi-Use Hose	End Fitting	Application	Assembly Number	Multi-Use Hose	End Fitting
FORD - Continued				FORD - Continued			
LN900				LN6000 - Continued			
1981-1980				1970 - Continued			
FORD V-8 7.8 L ENG.; FORD V-8 8.8 L ENG.				CATERPILLAR V-8 573 DIESEL ENG.; CATERPILLAR V150 DIESEL ENG.; CATERPILLAR V175 DIESEL ENG. - Continued			
Pressure	71299		39856	Return	71299		39856
Return	71299		39856				
1979				LN7000			
FORD V-8 401 ENG.; FORD V-8 475 ENG.; FORD V-8 477 ENG.; FORD V-8 534 ENG.				1985-1984			
Pressure	71299		39856	CATERPILLAR 3208 DIESEL ENG.			
Return	71299		39856	Cyl. - Left Turn	91931		
1978-1975				1983-1976			
FORD V-8 401 ENG.; FORD V-8 475 ENG.; FORD V-8 477 ENG.; FORD V-8 534 ENG.				CATERPILLAR 3208 DIESEL ENG.			
Cyl. - Left Turn	71303		39856	Cyl. - Left Turn	71303		39856
Cyl. - Right Turn	71304			Cyl. - Right Turn	71303		
Pressure	71299		39856	Pressure; W/Eaton P.S. Pump; ☆A	71299		39856
Return	71299		39856	Return	71299		39856
1974-1971				1975			
FORD V-8 401 ENG.; FORD V-8 475 ENG.; FORD V-8 477 ENG.; FORD V-8 534 ENG.				CATERPILLAR 3208 DIESEL ENG.; CATERPILLAR V150 DIESEL ENG.; CATERPILLAR V175 DIESEL ENG.; CATERPILLAR V190 DIESEL ENG.; CATERPILLAR V290 DIESEL ENG.			
Pressure	71299		39856	Cyl. - Left Turn	71303		39856
Return	71299		39856	Cyl. - Right Turn	71303		
LN6000				1974-1971			
1979-1976				CATERPILLAR V150 DIESEL ENG.; CATERPILLAR V175 DIESEL ENG.; CATERPILLAR V190 DIESEL ENG.; CATERPILLAR V290 DIESEL ENG.			
CATERPILLAR 3208 DIESEL ENG.				CATERPILLAR V150 DIESEL ENG.; CATERPILLAR V175 DIESEL ENG.; CATERPILLAR V190 DIESEL ENG.; CATERPILLAR V290 DIESEL ENG.			
Cyl. - Left Turn	71303		39856	Cyl. - Left Turn	71303		39856
Cyl. - Right Turn	71303			Cyl. - Right Turn	71303		
Pressure; W/Eaton P.S. Pump; ☆A	71299		39856	Pressure; W/Eaton P.S. Pump; ☆A	71299		39856
Return	71299		39856	Return	71299		39856
1975				1970			
CATERPILLAR 3208 DIESEL ENG.; CATERPILLAR V150 DIESEL ENG.; CATERPILLAR V175 DIESEL ENG.; CATERPILLAR V190 DIESEL ENG.; CATERPILLAR V290 DIESEL ENG.				CATERPILLAR V-8 573 DIESEL ENG.; CATERPILLAR V150 DIESEL ENG.; CATERPILLAR V175 DIESEL ENG.			
Cyl. - Left Turn	71303		39856	Cyl. - Left Turn	71303		39856
Cyl. - Right Turn	71303			Cyl. - Right Turn	71303		
Pressure; W/Eaton P.S. Pump; ☆A	71299		39856	Pressure; W/Eaton P.S. Pump; ☆A	71299		39856
Return	71299		39856	Return	71299		39856
1974-1971				LN8000			
CATERPILLAR V150 DIESEL ENG.; CATERPILLAR V175 DIESEL ENG.; CATERPILLAR V190 DIESEL ENG.; CATERPILLAR V290 DIESEL ENG.				1983-1980			
Cyl. - Left Turn	71303		39856	CATERPILLAR 3208 DIESEL ENG.			
Cyl. - Right Turn	71303			Cyl. - Left Turn	71303		39856
Pressure; W/Eaton P.S. Pump; ☆A	71299		39856	Cyl. - Right Turn	71303		
Return	71299		39856	Pressure; W/Eaton P.S. Pump; ☆A	71299		39856
1974-1971				1979-1976			
CATERPILLAR V150 DIESEL ENG.; CATERPILLAR V175 DIESEL ENG.; CATERPILLAR V190 DIESEL ENG.; CATERPILLAR V290 DIESEL ENG.				CATERPILLAR 3208 DIESEL ENG.			
Cyl. - Left Turn	71303		39856	Cyl. - Left Turn	71303		39856
Cyl. - Right Turn	71303			Cyl. - Right Turn	71303		
Pressure; W/Eaton P.S. Pump; ☆A	71299		39856	Pressure; W/Eaton P.S. Pump; ☆A	71299		39856
Return	71299		39856	Return	71299		39856
1970				1979-1976			
CATERPILLAR V-8 573 DIESEL ENG.; CATERPILLAR V150 DIESEL ENG.; CATERPILLAR V175 DIESEL ENG.				CATERPILLAR 3208 DIESEL ENG.			
Cyl. - Left Turn	71303		39856	Cyl. - Left Turn	71303		39856
Cyl. - Right Turn	71303			Cyl. - Right Turn	71303		
Pressure; W/Eaton P.S. Pump; ☆A	71299		39856	Pressure; W/Eaton P.S. Pump; ☆A	71299		39856
Return	71299		39856	Return	71299		39856

SYSTEM PUMP & GEAR IDENT.

SYSTEM & COMPONENT IDENT.

PASS. CARS

LIGHT TRUCKS

MEDIUM/HEAVY TRUCKS

BUSES

HOSE NUMERICAL

REPAIR KITS

KIT NUMERICAL

ILLUSTRATIONS

* Cut From C.P.E. 3/8" I.D. Hose: 71350 (48"), 81352 (25').
 † Cut From S.A.E. 11/32" I.D. Hose: 80062 (12"), 80063 (24"), 80064 (36"), 81353 (25').
 ‡ Cut From S.A.E. 3/8" I.D. Hose: 71224 (24"), 71236 (36"), 71206 (48"), 81206 (25'). May Also Use 3/8" C.P.E.
 ★ Cut From S.A.E. 5/8" I.D. Hose: 71351 (36").
 □ Cut From 1/2" I.D. Suction Hose: 71296 (36"), 81354 (10').
 ⚡ Cut From 5/8" I.D. Suction Hose: 71207 (42"), 81355 (10').
 ✱ Cut From 3/4" I.D. Suction Hose: 71297 (36"), 81356 (10').
 ☆ See Page A14 For Pump or Gear Identification.

② Two Required.
 ③ Three Required.
 ④ Four Required.
 ⚡ Cut To Fit.
 ✱ Replaces Both Upper and Lower Hose.
 ▲ 252660 Adaptor Required For Some Models.
 ✱ See Page A6 For Installation Procedure.

Power Steering Hose for Medium and Heavy-Duty Trucks

	Application	Assembly Number	Multi-Use Hose	End Fitting	Application	Assembly Number	Multi-Use Hose	End Fitting
SYSTEM PUMP & GEAR IDENT.	FORD - Continued				FORD - Continued			
	LN8000 - Continued				LN9000 - Continued			
	1979-1976 - Continued				1979			
SYSTEM & COMPONENT IDENT.	CUMMINS V555 DIESEL ENG.; CUMMINS VT555 DIESEL ENG.				CATERPILLAR 3406 DIESEL ENG.			
	Cyl. - Left Turn.....	71303		39856	Cyl. - Left Turn.....	71303		39856
	Cyl. - Right Turn.....	71303			Cyl. - Right Turn.....	71303		
					Pressure; W/Eaton P.S. Pump; ☆A.....	71299		39856
					Return.....	71299		39856
	1975-1973				CUMMINS NH DIESEL ENG.; CUMMINS 6-CYL. 14.0 L DIESEL ENG.; DETROIT DIESEL 6-71 DIESEL ENG.; DETROIT DIESEL 6V-92 DIESEL ENG.; DETROIT DIESEL 8V-71 DIESEL ENG.; DETROIT DIESEL 8V-71N DIESEL ENG.; DETROIT DIESEL 8V-71T DIESEL ENG.; DETROIT DIESEL 8V-92 DIESEL ENG.			
PASS. CARS	CATERPILLAR 3208 DIESEL ENG.; CATERPILLAR V150 DIESEL ENG.; CATERPILLAR V175 DIESEL ENG.; CATERPILLAR V190 DIESEL ENG.; CATERPILLAR V290 DIESEL ENG.							
	Cyl. - Left Turn.....	71303		39856				
	Cyl. - Right Turn.....	71303						
	Pressure; W/Eaton P.S. Pump; ☆A.....	71299		39856				
	Return.....	71299		39856				
	CUMMINS V555 DIESEL ENG.; CUMMINS VT555 DIESEL ENG.							
LIGHT TRUCKS	1972-1971							
	CATERPILLAR 3208 DIESEL ENG.; CATERPILLAR V150 DIESEL ENG.; CATERPILLAR V175 DIESEL ENG.; CATERPILLAR V190 DIESEL ENG.; CATERPILLAR V290 DIESEL ENG.							
	Cyl. - Left Turn.....	71303		39856				
	Cyl. - Right Turn.....	71303						
	Pressure; W/Eaton P.S. Pump; ☆A.....	71299		39856				
	Return.....	71299		39856				
	DETROIT DIESEL 6V-53 DIESEL ENG.							
	Cyl. - Left Turn.....	71303		39856				
	Cyl. - Right Turn.....	71303						
	1970							
	CATERPILLAR V-8 573 DIESEL ENG.; CATERPILLAR V150 DIESEL ENG.; CATERPILLAR V175 DIESEL ENG.							
	Cyl. - Left Turn.....	71303		39856				
	Cyl. - Right Turn.....	71303						
	Pressure; W/Eaton P.S. Pump; ☆A.....	71299		39856				
	Return.....	71299		39856				
	DETROIT DIESEL 6V-53 DIESEL ENG.							
	Cyl. - Left Turn.....	71303		39856				
	Cyl. - Right Turn.....	71303						
	LN9000							
	1983-1980							
	CATERPILLAR 3406 DIESEL ENG.							
	Cyl. - Left Turn.....	71303		39856				
	Cyl. - Right Turn.....	71303						
	Pressure; W/Eaton P.S. Pump; ☆A.....	71299		39856				
	Return.....	71299		39856				
	CUMMINS 6-CYL. 14.0 L DIESEL ENG.; DETROIT DIESEL 6-71 DIESEL ENG.; DETROIT DIESEL 6V-92 DIESEL ENG.; DETROIT DIESEL 8V-71 DIESEL ENG.							
	Cyl. - Left Turn.....	71303		39856				
	Cyl. - Right Turn.....	71303						
MEDIUM/HEAVY TRUCKS								
	1978							
	CATERPILLAR 3406 DIESEL ENG.							
	Cyl. - Left Turn.....	71303		39856				
	Cyl. - Right Turn.....	71303						
	Pressure; W/Eaton P.S. Pump; ☆A.....	71299		39856				
	Return.....	71299		39856				
	CUMMINS NH DIESEL ENG.; CUMMINS V903 DIESEL ENG.; CUMMINS 6-CYL. 14.0 L DIESEL ENG.; DETROIT DIESEL 6-71 DIESEL ENG.; DETROIT DIESEL 6V-92 DIESEL ENG.; DETROIT DIESEL 8V-71 DIESEL ENG.; DETROIT DIESEL 8V-71N DIESEL ENG.; DETROIT DIESEL 8V-71T DIESEL ENG.; DETROIT DIESEL 8V-92 DIESEL ENG.							
	Cyl. - Left Turn.....	71303		39856				
	Cyl. - Right Turn.....	71303						
BUSES								
	1977							
	CATERPILLAR 3406 DIESEL ENG.							
	Cyl. - Left Turn.....	71303		39856				
	Cyl. - Right Turn.....	71303						
	Pressure; W/Eaton P.S. Pump; ☆A.....	71299		39856				
	Return.....	71299		39856				
	CUMMINS NH DIESEL ENG.; CUMMINS V903 DIESEL ENG.; CUMMINS 6-CYL. 14.0 L DIESEL ENG.; DETROIT DIESEL 6-71 DIESEL ENG.; DETROIT DIESEL 6V-92 DIESEL ENG.; DETROIT DIESEL 8V-71 DIESEL ENG.; DETROIT DIESEL 8V-71N DIESEL ENG.; DETROIT DIESEL 8V-71T DIESEL ENG.							
	Cyl. - Left Turn.....	71303		39856				
	Cyl. - Right Turn.....	71303						
HOSE NUMERICAL								
	1976-1975							
	CATERPILLAR 3406 DIESEL ENG.							
	Cyl. - Left Turn.....	71303		39856				
	Cyl. - Right Turn.....	71303						
	Pressure; W/Eaton P.S. Pump; ☆A.....	71299		39856				
	Return.....	71299		39856				
REPAIR KITS								
KIT NUMERICAL								
ILLUSTRATIONS								

- * Cut From C.P.E. 3/8" I.D. Hose: 71350 (48"), 81352 (25').
- † Cut From S.A.E. 11/32" I.D. Hose: 80062 (12"), 80063 (24"), 80064 (36"), 81353 (25').
- ★ Cut From S.A.E. 3/8" I.D. Hose: 71224 (24"), 71236 (36"), 71206 (48"), 81206 (25'). May Also Use 3/8" C.P.E.
- ♣ Cut From S.A.E. 5/8" I.D. Hose: 71351 (36").
- Cut From 1/2" I.D. Suction Hose: 71296 (36"), 81354 (10').
- ⊕ Cut From 5/8" I.D. Suction Hose: 71207 (42"), 81355 (10').
- ✱ Cut From 3/4" I.D. Suction Hose: 71297 (36"), 81356 (10').
- ☆ See Page A14 For Pump or Gear Identification.
- Ⓜ Two Required.
- Ⓝ Three Required.
- Ⓞ Four Required.
- ⊕ Cut To Fit.
- ⊗ Replaces Both Upper and Lower Hose.
- ▲ 252660 Adaptor Required For Some Models.
- ✱ See Page A6 For Installation Procedure.

Power Steering Hose for Medium and Heavy-Duty Trucks

Application	Assembly Number	Multi-Use Hose	End Fitting	Application	Assembly Number	Multi-Use Hose	End Fitting
FORD - Continued				FORD - Continued			
LN9000 - Continued				LNT800 - Continued			
1976-1975 - Continued				1978-1975			
CUMMINS NH DIESEL ENG.; CUMMINS V903 DIESEL ENG.; CUMMINS 6-CYL. 14.0 L DIESEL ENG.; DETROIT DIESEL 6-71 DIESEL ENG.; DETROIT DIESEL 8V-71 DIESEL ENG.; DETROIT DIESEL 8V-71N DIESEL ENG.; DETROIT DIESEL 8V-71T DIESEL ENG.				FORD V-8 330 ENG.; FORD V-8 359 ENG.; FORD V-8 361 ENG.; FORD V-8 389 ENG.; FORD V-8 391 ENG.; FORD V-8 401 ENG.; FORD V-8 475 ENG.; FORD V-8 477 ENG.; FORD V-8 534 ENG.			
Cyl. - Left Turn.....	71303		39856	Cyl. - Left Turn.....	71303		39856
Cyl. - Right Turn.....	71303			Cyl. - Right Turn.....	71304		
				Pressure.....	71299		39856
				Return.....	71299		39856
1974-1972				1974-1972			
CUMMINS NH DIESEL ENG.; CUMMINS V903 DIESEL ENG.; CUMMINS 6-CYL. 14.0 L DIESEL ENG.; DETROIT DIESEL 6-71 DIESEL ENG.; DETROIT DIESEL 8V-71 DIESEL ENG.; DETROIT DIESEL 8V-71N DIESEL ENG.; DETROIT DIESEL 8V-71T DIESEL ENG.				FORD V-8 330 ENG.; FORD V-8 359 ENG.; FORD V-8 361 ENG.; FORD V-8 389 ENG.; FORD V-8 391 ENG.; FORD V-8 401 ENG.; FORD V-8 475 ENG.; FORD V-8 477 ENG.; FORD V-8 534 ENG.			
Cyl. - Left Turn.....	71303		39856	Pressure.....	71299		39856
Cyl. - Right Turn.....	71303			Return.....	71299		39856
1971				1971-1970			
CUMMINS NH DIESEL ENG.; CUMMINS 6-CYL. 14.0 L DIESEL ENG.; DETROIT DIESEL 6-71 DIESEL ENG.; DETROIT DIESEL 8V-71 DIESEL ENG.; DETROIT DIESEL 8V-71N DIESEL ENG.; DETROIT DIESEL 8V-71T DIESEL ENG.				FORD V-8 330 ENG.; FORD V-8 359 ENG.; FORD V-8 361 ENG.; FORD V-8 389 ENG.; FORD V-8 391 ENG.			
Cyl. - Left Turn.....	71303		39856	Pressure.....	71299		39856
Cyl. - Right Turn.....	71303			Return.....	71299		39856
1970				LNT880			
CUMMINS NH DIESEL ENG.; CUMMINS NHC DIESEL ENG.; CUMMINS NHCT DIESEL ENG.; DETROIT DIESEL 6-71 DIESEL ENG.; DETROIT DIESEL 8V-71 DIESEL ENG.; DETROIT DIESEL 8V-71N DIESEL ENG.				1979			
Cyl. - Left Turn.....	71303		39856	FORD V-8 401 ENG.; FORD V-8 475 ENG.; FORD V-8 477 ENG.; FORD V-8 534 ENG.			
Cyl. - Right Turn.....	71303			Pressure.....	71299		39856
				Return.....	71299		39856
1970				1978-1975			
CUMMINS NH DIESEL ENG.; CUMMINS NHC DIESEL ENG.; CUMMINS NHCT DIESEL ENG.; DETROIT DIESEL 6-71 DIESEL ENG.; DETROIT DIESEL 8V-71 DIESEL ENG.; DETROIT DIESEL 8V-71N DIESEL ENG.				FORD V-8 401 ENG.; FORD V-8 475 ENG.; FORD V-8 477 ENG.; FORD V-8 534 ENG.			
Cyl. - Left Turn.....	71303		39856	Cyl. - Left Turn.....	71303		39856
Cyl. - Right Turn.....	71303			Cyl. - Right Turn.....	71304		
				Pressure.....	71299		39856
				Return.....	71299		39856
LNT800				1974-1971			
1983-1982				FORD V-8 401 ENG.; FORD V-8 475 ENG.; FORD V-8 477 ENG.; FORD V-8 534 ENG.			
FORD V-8 6.1 L ENG.; FORD V-8 7.0 L ENG.				Pressure.....			
Return.....	71299		39856	Return.....	71299		39856
1981-1980				LNT900			
FORD V-8 6.1 L ENG.; FORD V-8 7.0 L ENG.				1981-1980			
Pressure.....	71299		39856	FORD V-8 7.8 L ENG.; FORD V-8 8.8 L ENG.			
Return.....	71299		39856	Pressure.....	71299		39856
				Return.....	71299		39856
1979				1979			
FORD V-8 370 ENG.; FORD V-8 401 ENG.; FORD V-8 429 ENG.; FORD V-8 475 ENG.; FORD V-8 477 ENG.; FORD V-8 534 ENG.				FORD V-8 401 ENG.; FORD V-8 475 ENG.; FORD V-8 477 ENG.; FORD V-8 534 ENG.			
Pressure.....	71299		39856	Pressure.....	71299		39856
Return.....	71299		39856	Return.....	71299		39856

SYSTEM PUMP & GEAR IDENT.

SYSTEM & COMPONENT IDENT.

PASS. CARS

LIGHT TRUCKS

MEDIUM/HEAVY TRUCKS

BUSES

HOSE NUMERICAL

REPAIR KITS

KIT NUMERICAL

ILLUSTRATIONS

* Cut From C.P.E. 3/8" I.D. Hose: 71350 (48"), 81352 (25').
 † Cut From S.A.E. 1 1/32" I.D. Hose: 80062 (12"), 80063 (24"), 80064 (36"), 81353 (25').
 * Cut From S.A.E. 3/8" I.D. Hose: 71224 (24"), 71236 (36"), 71206 (48"), 81206 (25'). May Also Use 3/8" C.P.E.
 * Cut From S.A.E. 5/8" I.D. Hose: 71351 (36").
 □ Cut From 1/2" I.D. Suction Hose: 71296 (36"), 81354 (10').
 † Cut From 5/8" I.D. Suction Hose: 71207 (42"), 81355 (10').
 * Cut From 3/4" I.D. Suction Hose: 71297 (36"), 81356 (10').
 ☆ See Page A14 For Pump or Gear Identification.

② Two Required.
 ③ Three Required.
 ④ Four Required.
 < Cut To Fit.
 ☉ Replaces Both Upper and Lower Hose.
 ▲ 252660 Adaptor Required For Some Models.
 ✦ See Page A6 For Installation Procedure.

Power Steering Hose for Medium and Heavy-Duty Trucks

SYSTEM PUMP & GEAR IDENT.

SYSTEM & COMPONENT IDENT.

PASS. CARS

LIGHT TRUCKS

MEDIUM/HEAVY TRUCKS

BUSES

HOSE NUMERICAL

REPAIR KITS

KIT NUMERICAL

ILLUSTRATIONS

Application	Assembly Number	Multi-Use Hose	End Fitting
FORD - Continued			
LNT900 - Continued			
1978-1975			
FORD V-8 401 ENG.; FORD V-8 475 ENG.; FORD V-8 477 ENG.; FORD V-8 534 ENG.			
Cyl. - Left Turn.....	71303		39856
Cyl. - Right Turn.....	71304		
Pressure.....	71299		39856
Return.....	71299		39856
1974-1971			
FORD V-8 401 ENG.; FORD V-8 475 ENG.; FORD V-8 477 ENG.; FORD V-8 534 ENG.			
Pressure.....	71299		39856
Return.....	71299		39856
LNT8000			
1983-1980			
CATERPILLAR 3208 DIESEL ENG.			
Cyl. - Left Turn.....	71303		39856
Cyl. - Right Turn.....	71303		
Pressure; W/Eaton P.S. Pump; ☆A.....	71299		39856
Return.....	71299		39856
1979-1976			
CATERPILLAR 3208 DIESEL ENG.			
Cyl. - Left Turn.....	71303		39856
Cyl. - Right Turn.....	71303		
Pressure; W/Eaton P.S. Pump; ☆A.....	71299		39856
Return.....	71299		39856
CUMMINS V555 DIESEL ENG.; CUMMINS VT555 DIESEL ENG.			
Cyl. - Left Turn.....	71303		39856
Cyl. - Right Turn.....	71303		
1975-1973			
CATERPILLAR 3208 DIESEL ENG.; CATERPILLAR V150 DIESEL ENG.; CATERPILLAR V175 DIESEL ENG.; CATERPILLAR V190 DIESEL ENG.; CATERPILLAR V290 DIESEL ENG.			
Cyl. - Left Turn.....	71303		39856
Cyl. - Right Turn.....	71303		
Pressure; W/Eaton P.S. Pump; ☆A.....	71299		39856
Return.....	71299		39856
CUMMINS V555 DIESEL ENG.; CUMMINS VT555 DIESEL ENG.			
Cyl. - Left Turn.....	71303		39856
Cyl. - Right Turn.....	71303		
1972-1971			
CATERPILLAR 3208 DIESEL ENG.; CATERPILLAR V150 DIESEL ENG.; CATERPILLAR V175 DIESEL ENG.; CATERPILLAR V190 DIESEL ENG.; CATERPILLAR V290 DIESEL ENG.			
Cyl. - Left Turn.....	71303		39856
Cyl. - Right Turn.....	71303		
Pressure; W/Eaton P.S. Pump; ☆A.....	71299		39856
Return.....	71299		39856
DETROIT DIESEL 6V-53 DIESEL ENG.			
Cyl. - Left Turn.....	71303		39856

Application	Assembly Number	Multi-Use Hose	End Fitting
FORD - Continued			
LNT8000 - Continued			
1972-1971 - Continued			
DETROIT DIESEL 6V-53 DIESEL ENG. - Continued			
Cyl. - Right Turn.....	71303		
1970			
CATERPILLAR V-8 573 DIESEL ENG.; CATERPILLAR V150 DIESEL ENG.; CATERPILLAR V175 DIESEL ENG.			
Cyl. - Left Turn.....	71303		39856
Cyl. - Right Turn.....	71303		
Pressure; W/Eaton P.S. Pump; ☆A.....	71299		39856
Return.....	71299		39856
DETROIT DIESEL 6V-53 DIESEL ENG.			
Cyl. - Left Turn.....	71303		39856
Cyl. - Right Turn.....	71303		
LNT9000			
1983-1980			
CATERPILLAR 3406 DIESEL ENG.			
Cyl. - Left Turn.....	71303		39856
Cyl. - Right Turn.....	71303		
Pressure; W/Eaton P.S. Pump; ☆A.....	71299		39856
Return.....	71299		39856
CUMMINS 6-CYL. 14.0 L DIESEL ENG.; DETROIT DIESEL 6-71 DIESEL ENG.; DETROIT DIESEL 6V-92 DIESEL ENG.; DETROIT DIESEL 8V-71 DIESEL ENG.			
Cyl. - Left Turn.....	71303		39856
Cyl. - Right Turn.....	71303		
1979			
CATERPILLAR 3406 DIESEL ENG.			
Cyl. - Left Turn.....	71303		39856
Cyl. - Right Turn.....	71303		
Pressure; W/Eaton P.S. Pump; ☆A.....	71299		39856
Return.....	71299		39856
CUMMINS NH DIESEL ENG.; CUMMINS 6-CYL. 14.0 L DIESEL ENG.; DETROIT DIESEL 6-71 DIESEL ENG.; DETROIT DIESEL 6V-92 DIESEL ENG.; DETROIT DIESEL 8V-71 DIESEL ENG.; DETROIT DIESEL 8V-71N DIESEL ENG.; DETROIT DIESEL 8V-71T DIESEL ENG.; DETROIT DIESEL 8V-92 DIESEL ENG.			
Cyl. - Left Turn.....	71303		39856
Cyl. - Right Turn.....	71303		
1978			
CATERPILLAR 3406 DIESEL ENG.			
Cyl. - Left Turn.....	71303		39856
Cyl. - Right Turn.....	71303		
Pressure; W/Eaton P.S. Pump; ☆A.....	71299		39856
Return.....	71299		39856
CUMMINS NH DIESEL ENG.; CUMMINS V903 DIESEL ENG.; CUMMINS 6-CYL. 14.0 L DIESEL ENG.; DETROIT DIESEL 6-71 DIESEL ENG.; DETROIT DIESEL 6V-92 DIESEL ENG.; DETROIT DIESEL 8V-71 DIESEL ENG.; DETROIT DIESEL 8V-71N DIESEL ENG.; DETROIT DIESEL 8V-71T DIESEL ENG.; DETROIT DIESEL 8V-92 DIESEL ENG.			
Cyl. - Left Turn.....	71303		39856
Cyl. - Right Turn.....	71303		

* Cut From C.P.E. 3/8" I.D. Hose: 71350 (48"), 81352 (25').
 † Cut From S.A.E. 1 1/32" I.D. Hose: 80062 (12"), 80063 (24"), 80064 (36"), 81353 (25').
 ★ Cut From S.A.E. 3/8" I.D. Hose: 71224 (24"), 71236 (36"), 71206 (48"), 81206 (25'). May Also Use 3/8" C.P.E.
 ♣ Cut From S.A.E. 5/8" I.D. Hose: 71351 (36").
 □ Cut From 1/2" I.D. Suction Hose: 71296 (36"), 81354 (10').
 † Cut From 5/8" I.D. Suction Hose: 71207 (42"), 81355 (10').
 ✱ Cut From 3/4" I.D. Suction Hose: 71297 (36"), 81356 (10').
 ☆ See Page A14 For Pump or Gear Identification.

② Two Required.
 ③ Three Required.
 ④ Four Required.
 < Cut To Fit.
 ☉ Replaces Both Upper and Lower Hose.
 ▲ 252660 Adaptor Required For Some Models.
 ✱ See Page A6 For Installation Procedure.

Power Steering Hose for Medium and Heavy-Duty Trucks

Application	Assembly Number	Multi-Use Hose	End Fitting	Application	Assembly Number	Multi-Use Hose	End Fitting	
FORD - Continued				FORD - Continued				
LNT9000 - Continued				N SERIES				
1977				1969-1968				
CATERPILLAR 3406 DIESEL ENG.				FORD V-8 330 ENG.; FORD V-8 359 ENG.; FORD V-8 361 ENG.; FORD V-8 389 ENG.; FORD V-8 391 ENG.; FORD V-8 401 ENG.; FORD V-8 477 ENG.; FORD V-8 534 ENG.				
Cyl. - Left Turn.....	71303		39856	Cyl. - Left Turn; N500, N600, N700, N750.....	71303			
Cyl. - Right Turn.....	71303			Cyl. - Right Turn; N500, N600, N700, N750.....	71304			
Pressure; W/Eaton P.S. Pump; ☆A.....	71299		39856	Cyl.; N850, N950, N1000.....	②71300			
Return.....	71299		39856	Pressure; N500, N600, N700, N750.....	71299			
CUMMINS NH DIESEL ENG.; CUMMINS V903 DIESEL ENG.; CUMMINS 6-CYL. 14.0 L DIESEL ENG.; DETROIT DIESEL 6-71 DIESEL ENG.; DETROIT DIESEL 6V-92 DIESEL ENG.; DETROIT DIESEL 8V-71 DIESEL ENG.; DETROIT DIESEL 8V-71N DIESEL ENG.; DETROIT DIESEL 8V-71T DIESEL ENG.				Return; N500, N600, N700, N750.....				71302
Cyl. - Left Turn.....	71303		39856	Return; N850, N950, N1000.....	71299			
Cyl. - Right Turn.....	71303			1967				
1976-1975				FORD V-8 330 ENG.				
CATERPILLAR 3406 DIESEL ENG.				Cyl. - Right Turn; N500, N600, N700, N750.....				71304
Cyl. - Left Turn.....	71303		39856	Cyl.; N850, N950, N1000.....	②71300			
Cyl. - Right Turn.....	71303			Pressure; N500, N600, N700, N750;				
Pressure; W/Eaton P.S. Pump; ☆A.....	71299		39856	W/17" Hose.....	71299			
Return.....	71299		39856	Pressure; N500, N600, N700, N750;				
CUMMINS NH DIESEL ENG.; CUMMINS V903 DIESEL ENG.; CUMMINS 6-CYL. 14.0 L DIESEL ENG.; DETROIT DIESEL 6-71 DIESEL ENG.; DETROIT DIESEL 8V-71 DIESEL ENG.; DETROIT DIESEL 8V-71N DIESEL ENG.; DETROIT DIESEL 8V-71T DIESEL ENG.				W/24" Hose.....				71300
Cyl. - Left Turn.....	71303		39856	Pressure; N850, N950, N1000.....	71299			
Cyl. - Right Turn.....	71303			Return; N500, N600, N700, N750.....	71302			
1974-1972				Return; N850, N950, N1000.....				71299
CUMMINS NH DIESEL ENG.; CUMMINS V903 DIESEL ENG.; CUMMINS 6-CYL. 14.0 L DIESEL ENG.; DETROIT DIESEL 6-71 DIESEL ENG.; DETROIT DIESEL 8V-71 DIESEL ENG.; DETROIT DIESEL 8V-71N DIESEL ENG.; DETROIT DIESEL 8V-71T DIESEL ENG.				FORD V-8 359 ENG.; FORD V-8 361 ENG.; FORD V-8 389 ENG.; FORD V-8 391 ENG.; FORD V-8 401 ENG.; FORD V-8 477 ENG.; FORD V-8 534 ENG.				
Cyl. - Left Turn.....	71303		39856	Cyl. - Left Turn; N500, N600, N700, N750.....	71303			
Cyl. - Right Turn.....	71303			Cyl. - Right Turn; N500, N600, N700, N750.....	71304			
1971				Cyl.; N850, N950, N1000.....				②71300
CUMMINS NH DIESEL ENG.; CUMMINS 6-CYL. 14.0 L DIESEL ENG.; DETROIT DIESEL 6-71 DIESEL ENG.; DETROIT DIESEL 8V-71 DIESEL ENG.; DETROIT DIESEL 8V-71N DIESEL ENG.; DETROIT DIESEL 8V-71T DIESEL ENG.				Pressure; N500, N600, N700, N750;				
Cyl. - Left Turn.....	71303		39856	W/17" Hose.....	71299			
Cyl. - Right Turn.....	71303			Pressure; N500, N600, N700, N750;				
1970				W/24" Hose.....				71300
CUMMINS NH DIESEL ENG.; CUMMINS NHC DIESEL ENG.; CUMMINS NHCT DIESEL ENG.; DETROIT DIESEL 6-71 DIESEL ENG.; DETROIT DIESEL 8V-71 DIESEL ENG.; DETROIT DIESEL 8V-71N DIESEL ENG.				Pressure; N850, N950, N1000.....				71299
Cyl. - Left Turn.....	71303		39856	Return; N500, N600, N700, N750.....	71302			
Cyl. - Right Turn.....	71303			Return; N850, N950, N1000.....	71299			
1966-1965				1964				
FORD V-8 330 ENG.; FORD V-8 359 ENG.; FORD V-8 361 ENG.; FORD V-8 389 ENG.; FORD V-8 391 ENG.; FORD V-8 401 ENG.; FORD V-8 477 ENG.; FORD V-8 534 ENG.				FORD 6-CYL. 223 ENG.; FORD 6-CYL. 262 ENG.				
Cyl. - Left Turn.....	71303		39856	Cyl.....	②71304			
Cyl. - Right Turn.....	71303			Pressure.....	71299			
1964				Return.....				71302

* Cut From C.P.E. 3/8" I.D. Hose: 71350 (48"), 81352 (25').

† Cut From S.A.E. 11/32" I.D. Hose: 80062 (12"), 80063 (24"), 80064 (36"), 81353 (25').

★ Cut From S.A.E. 3/8" I.D. Hose: 71224 (24"), 71236 (36"), 71206 (48"), 81206 (25'). May Also Use 3/8" C.P.E.

✦ Cut From S.A.E. 5/8" I.D. Hose: 71351 (36").

□ Cut From 1/2" I.D. Suction Hose: 71296 (36"), 81354 (10').

⊕ Cut From 5/8" I.D. Suction Hose: 71207 (42"), 81355 (10').

✧ Cut From 3/4" I.D. Suction Hose: 71297 (36"), 81356 (10').

☆ See Page A14 For Pump or Gear Identification.

② Two Required.

③ Three Required.

④ Four Required.

⊕ Cut To Fit.

✧ Replaces Both Upper and Lower Hose.

▲ 252660 Adaptor Required For Some Models.

✦ See Page A6 For Installation Procedure.

SYSTEM
PUMP &
GEAR
IDENT.

SYSTEM &
COM-
PONENT
IDENT.

PASS.
CARS

LIGHT
TRUCKS

MEDIUM/
HEAVY
TRUCKS

BUSES

HOSE
NUMER-
ICAL

REPAIR
KITS

KIT
NUMER-
ICAL

ILLUSTRATIONS

Power Steering Hose for Medium and Heavy-Duty Trucks

**SYSTEM
PUMP &
GEAR
IDENT.**

**SYSTEM &
COM-
PONENT
IDENT.**

**PASS.
CARS**

**LIGHT
TRUCKS**

**MEDIUM/
HEAVY
TRUCKS**

BUSES

**HOSE
NUMER-
ICAL**

**REPAIR
KITS**

**KIT
NUMER-
ICAL**

**ILLUST-
RATIONS**

Application	Assembly Number	Multi-Use Hose	End Fitting
FORD - Continued			
N SERIES - Continued			
1964 - Continued			
FORD V-8 292 ENG.; FORD V-8 330 ENG.; FORD V-8 359 ENG.; FORD V-8 361 ENG.; FORD V-8 389 ENG.; FORD V-8 391 ENG.; FORD V-8 401 ENG.; FORD V-8 477 ENG.;			
FORD V-8 534 ENG.			
Cyl.; N500, N600, N700, N750.....	②71304		
Cyl.; N850, N950, N1000.....	②71300		
Pressure	71299		
Return	71299		
1963			
FORD 6-CYL. 223 ENG.; FORD 6-CYL. 262 ENG.			
Cyl.....	②71304		
Pressure	71299		
Return	71302		
FORD V-8 292 ENG.; FORD V-8 302 ENG.; FORD V-8 332 ENG.; FORD V-8 401 ENG.; FORD V-8 477 ENG.; FORD V-8 534 ENG.			
Cyl.; N500, N600, N700, N750.....	②71304		
Cyl.; N850, N950, N1000.....	②71300		
Pressure	71299		
Return	71299		
W9000			
1977-1976			
CUMMINS 6-CYL. 14.0 L DIESEL ENG.			
Cyl. - Left Turn.....	71301		39854
Cyl. - Right Turn	71302		
W SERIES			
1970-1967			
DETROIT DIESEL 6-71 DIESEL ENG.			
Pressure	71302		
Return	71304		
WT9000			
1977-1976			
CUMMINS 6-CYL. 14.0 L DIESEL ENG.			
Cyl. - Left Turn.....	71301		39854
Cyl. - Right Turn	71302		
GMC			
ASTRO			
1983-1982			
DETROIT DIESEL 6V-92 DIESEL ENG.; DETROIT DIESEL 8V-71 DIESEL ENG.; DETROIT DIESEL 8V-92 DIESEL ENG.			
Reservoir; W/1/2" I.D. Hose.....		□	
Reservoir; W/5/8" I.D. Hose.....		✦	
Reservoir; W/3/4" I.D. Hose.....		✧	
Return; W/3/8" I.D. Hose		★	

Application	Assembly Number	Multi-Use Hose	End Fitting
GMC - Continued			
ASTRO - Continued			
1981			
DETROIT DIESEL 6-71 DIESEL ENG.; DETROIT DIESEL 6V-92 DIESEL ENG.; DETROIT DIESEL 8V-71 DIESEL ENG.; DETROIT DIESEL 8V-92 DIESEL ENG.			
Reservoir; W/1/2" I.D. Hose.....		□	
Reservoir; W/5/8" I.D. Hose.....		✦	
Reservoir; W/3/4" I.D. Hose.....		✧	
Return; W/3/8" I.D. Hose		★	
1980-1979			
CATERPILLAR 3406 DIESEL ENG.; CUMMINS 6-CYL. 14.0 L DIESEL ENG.; DETROIT DIESEL 6-71 DIESEL ENG.; DETROIT DIESEL 6V-92 DIESEL ENG.; DETROIT DIESEL 8V-71 DIESEL ENG.; DETROIT DIESEL 8V-92 DIESEL ENG.			
Pressure	71299		
Reservoir; W/1/2" I.D. Hose.....		□	
Reservoir; W/5/8" I.D. Hose.....		✦	
Reservoir; W/3/4" I.D. Hose.....		✧	
Return; W/3/8" I.D. Hose		★	
BRIGADIER			
1983-1982			
DETROIT DIESEL 6-71 DIESEL ENG.; DETROIT DIESEL 6V-53 DIESEL ENG.; DETROIT DIESEL 6V-92 DIESEL ENG.			
Reservoir; W/1/2" I.D. Hose.....		□	
Reservoir; W/5/8" I.D. Hose.....		✦	
Reservoir; W/3/4" I.D. Hose.....		✧	
Return; W/3/8" I.D. Hose		★	
1981			
DETROIT DIESEL 6-71 DIESEL ENG.; DETROIT DIESEL 6V-53 DIESEL ENG.; DETROIT DIESEL 6V-92 DIESEL ENG.; DETROIT DIESEL 8V-71 DIESEL ENG.			
Reservoir; W/1/2" I.D. Hose.....		□	
Reservoir; W/5/8" I.D. Hose.....		✦	
Reservoir; W/3/4" I.D. Hose.....		✧	
Return; W/3/8" I.D. Hose		★	
1980			
CATERPILLAR 3208 DIESEL ENG.			
Cyl.....	②71303		
Pressure	71305		39854
Reservoir; W/1/2" I.D. Hose.....		□	
Reservoir; W/5/8" I.D. Hose.....		✦	
Reservoir; W/3/4" I.D. Hose.....		✧	
Return; W/3/8" I.D. Hose		★	
CUMMINS 6-CYL. 14.0 L DIESEL ENG.; DETROIT DIESEL 6-71 DIESEL ENG.; DETROIT DIESEL 6V-92 DIESEL ENG.; DETROIT DIESEL 8V-71 DIESEL ENG.			
Pressure	71303		
Reservoir; W/1/2" I.D. Hose.....		□	
Reservoir; W/5/8" I.D. Hose.....		✦	
Reservoir; W/3/4" I.D. Hose.....		✧	
Return; W/3/8" I.D. Hose		★	
DETROIT DIESEL 6V-53 DIESEL ENG.			
Cyl.....	②71303		
Pressure; W/FL931 Axle.....	71304		39212
Pressure; W/O FL931 Axle.....	71305		39854
Reservoir; W/1/2" I.D. Hose.....		□	

* Cut From C.P.E. 3/8" I.D. Hose: 71350 (48"), 81352 (25').
 † Cut From S.A.E. 11/32" I.D. Hose: 80062 (12"), 80063 (24"), 80064 (36"), 81353 (25').
 ★ Cut From S.A.E. 3/8" I.D. Hose: 71224 (24"), 71236 (36"), 71206 (48"), 81206 (25'). May Also Use 3/8" C.P.E.
 ✦ Cut From S.A.E. 5/8" I.D. Hose: 71351 (36").
 □ Cut From 1/2" I.D. Suction Hose: 71296 (36"), 81354 (10').
 ✧ Cut From 5/8" I.D. Suction Hose: 71207 (42"), 81355 (10').
 ✧ Cut From 3/4" I.D. Suction Hose: 71297 (36"), 81356 (10').
 ☆ See Page A14 For Pump or Gear Identification.

② Two Required.
 ③ Three Required.
 ④ Four Required.
 ✧ Cut To Fit.
 ✦ Replaces Both Upper and Lower Hose.
 ▲ 252660 Adaptor Required For Some Models.
 ✦ See Page A6 For Installation Procedure.

Power Steering Hose for Medium and Heavy-Duty Trucks

Application	Assembly Number	Multi-Use Hose	End Fitting	Application	Assembly Number	Multi-Use Hose	End Fitting
GMC - Continued				GMC - Continued			
BRIGADIER - Continued				C5000 - Continued			
1980 - Continued				1987-1985 - Continued			
DETROIT DIESEL 6V-53 DIESEL ENG. - Continued				GM V-8 5.7 L ENG. - Continued			
Reservoir; W/5/8" I.D. Hose.....		✦		Return		★	
Reservoir; W/3/4" I.D. Hose.....		✦					
Return; W/3/8" I.D. Hose.....		★					
GM V-8 7.0 L ENG.				1984-1983			
Pressure	71305		39854	GM V-8 5.7 L ENG.			
Reservoir; W/1/2" I.D. Hose.....		□		Pressure; W/Air Brakes; W/24" P.S.			
Reservoir; W/5/8" I.D. Hose.....		✦		Assy.....	80195		
Reservoir; W/3/4" I.D. Hose.....		✦		Pressure; W/Air Brakes; W/39" P.S.			
Return; W/3/8" I.D. Hose.....		★		Assy.....	80197		
				Pressure - From Pump; W/Hyd. Brakes	80196		
				Reservoir		✦	
				Return		✦	
1979				1982-1980			
CATERPILLAR 3208 DIESEL ENG.				GM 6-CYL. 4.8 L ENG.			
Cyl.....	②71303			Pressure	71306		
Pressure	71305		39854	Reservoir		✦	
Reservoir; W/1/2" I.D. Hose.....		□		Return		✦	
Reservoir; W/5/8" I.D. Hose.....		✦					
Reservoir; W/3/4" I.D. Hose.....		✦		GM V-8 5.7 L ENG.			
Return; W/3/8" I.D. Hose.....		★		Pressure; W/Air Brakes; W/24" P.S.			
				Assy.....	80195		
				Pressure; W/Air Brakes; W/39" P.S.			
				Assy.....	80197		
				Pressure; W/Hyd. Brakes.....	80196		
				Reservoir		✦	
				Return		✦	
CUMMINS 6-CYL. 14.0 L DIESEL ENG.; DETROIT DIESEL 6-71 DIESEL ENG.; DETROIT DIESEL 6V-92 DIESEL ENG.; DETROIT DIESEL 8V-71 DIESEL ENG.				C5000 C5D SERIES			
Pressure	71303			1979			
Reservoir; W/1/2" I.D. Hose.....		□		GM 6-CYL. 292 ENG.			
Reservoir; W/5/8" I.D. Hose.....		✦		Pressure	71306		
Reservoir; W/3/4" I.D. Hose.....		✦		Reservoir		✦	
Return; W/3/8" I.D. Hose.....		★		Return		✦	
				GM V-8 350 ENG.			
				Pressure; W/Air Brakes; W/24" P.S.			
				Assy.....	80195		
				Pressure; W/Air Brakes; W/39" P.S.			
				Assy.....	80197		
				Pressure; W/Hyd. Brakes.....	80196		
				Reservoir		✦	
				Return		✦	
DETROIT DIESEL 6V-53 DIESEL ENG.				C6000			
Cyl.....	②71303			1989			
Pressure; W/FL931 Axle.....	71304		39212	DETROIT DIESEL V-8 8.2 L DIESEL ENG.			
Pressure; W/O FL931 Axle.....	71305		39854	Pressure - From Pump; W/5000, 7000,			
Reservoir; W/1/2" I.D. Hose.....		□		9000 Lb. Axle.....	80199		
Reservoir; W/5/8" I.D. Hose.....		✦		Pressure - To Gear; W/7000, 9000 Lb.			
Reservoir; W/3/4" I.D. Hose.....		✦		Axle.....	91924		
Return; W/3/8" I.D. Hose.....		★		GM V-8 6.0 L ENG.			
				Ross Stg. Gear	80223		
				Pressure - To Gear; W/Hyd. Brakes;			
				W/Saginaw Stg. Gear; ☆N.....	91925		
GM V-8 427 ENG.				1988			
Pressure	71305		39854	DETROIT DIESEL V-8 8.2 L DIESEL ENG.			
Reservoir; W/1/2" I.D. Hose.....		□		Pressure - From Pump; W/5000, 7000,			
Reservoir; W/5/8" I.D. Hose.....		✦		9000 Lb. Axle; W/Saginaw Stg.			
Reservoir; W/3/4" I.D. Hose.....		✦		Gear; ☆N	80199		
Return; W/3/8" I.D. Hose.....		★					
C5000							
1988							
GM V-8 5.7 L ENG.							
Pressure; W/Air Brakes; W/24" P.S.							
Assy.....	80195						
Pressure - From Pump; W/Hyd. Brakes	80196						
Pressure - To Gear; W/Hyd. Brakes;							
W/5000, 7000, 9000 Lb. Axle.....	91924						
Reservoir		✦					
Return		✦					
1987-1985							
GM V-8 5.7 L ENG.							
Pressure; W/Air Brakes; W/24" P.S.							
Assy.....	80195						
Pressure; W/Air Brakes; W/39" P.S.							
Assy.....	80197						
Pressure - From Pump; W/Hyd. Brakes	80196						
Reservoir		✦					

✦ Cut From C.P.E. 3/8" I.D. Hose: 71350 (48"), 81352 (25').
 † Cut From S.A.E. 11/32" I.D. Hose: 80062 (12"), 80063 (24"), 80064 (36"), 81353 (25').
 ★ Cut From S.A.E. 3/8" I.D. Hose: 71224 (24"), 71236 (36"), 71206 (48"), 81206 (25'). May Also Use 3/8" C.P.E.
 ✦ Cut From S.A.E. 5/8" I.D. Hose: 71351 (36").
 □ Cut From 1/2" I.D. Suction Hose: 71296 (36"), 81354 (10').
 ✦ Cut From 5/8" I.D. Suction Hose: 71207 (42"), 81355 (10').
 ✦ Cut From 3/4" I.D. Suction Hose: 71297 (36"), 81356 (10').
 ☆ See Page A14 For Pump or Gear Identification.

② Two Required.
 ③ Three Required.
 ④ Four Required.
 ✦ Cut To Fit.
 ✦ Replaces Both Upper and Lower Hose.
 ▲ 252660 Adaptor Required For Some Models.
 ✦ See Page A6 For Installation Procedure.

SYSTEM
PUMP &
GEAR
IDENT.

SYSTEM &
COM-
PONENT
IDENT.

PASS.
CARS

LIGHT
TRUCKS

MEDIUM/
HEAVY
TRUCKS

BUSES

HOSE
NUMER-
ICAL

REPAIR
KITS

KIT
NUMER-
ICAL

ILLUSTRATIONS

Power Steering Hose for Medium and Heavy-Duty Trucks

Application	Assembly Number	Multi-Use Hose	End Fitting	Application	Assembly Number	Multi-Use Hose	End Fitting
GMC - Continued				GMC - Continued			
C6000 - Continued				C7000 - Continued			
1982-1981 - Continued				1988 - Continued			
GM 6-CYL. 4.8 L ENG. - Continued				DETROIT DIESEL V-8 8.2 L DIESEL ENG. - Continued			
Return.....		*		Pressure - To Gear; W/7000, 9000 Lb. Axle.....	91924		
GM V-8 5.7 L ENG.; GM V-8 6.0 L ENG.				GM V-8 6.0 L ENG.; GM V-8 7.0 L ENG.			
Pressure; W/Air Brakes; W/24" P.S. Assy.....	80195			Reservoir.....		✱	
Pressure; W/Air Brakes; W/39" P.S. Assy.....	80197			Return.....		*	
Pressure; W/Hyd. Brakes.....	80196			GM V-8 6.0 L ENG.; GM V-8 7.0 L ENG.			
Reservoir.....		✱		Ross Stg. Gear.....	80223		
Return.....		*		Pressure - To Gear; W/Hyd. Brakes; W/Saginaw Stg. Gear; ☆N.....	91925		
1980				1987			
GM 6-CYL. 4.8 L ENG.				DETROIT DIESEL V-8 8.2 L DIESEL ENG.			
Pressure.....	71306			Pressure - From Pump; W/5000, 7000, 9000 Lb. Axle; W/Saginaw Stg. Gear; ☆N.....	80199		
Reservoir.....		✱		Reservoir.....		✱	
Return.....		*		Return.....		*	
GM V-8 5.7 L ENG.; GM V-8 6.0 L ENG.				GM V-8 6.0 L ENG.; GM V-8 7.0 L ENG.			
Pressure; W/Air Brakes; W/24" P.S. Assy.....	80195			Pressure; W/Air Brakes; W/24" P.S. Assy.....	80195		
Pressure; W/Air Brakes; W/39" P.S. Assy.....	80197			Pressure - From Pump; W/Hyd. Brakes	80196		
Pressure; W/Hyd. Brakes.....	80196			Pressure - To Gear; W/Hyd. Brakes; W/5000, 7000, 9000 Lb. Axle; W/Saginaw Stg. Gear; ☆N.....	91924		
Reservoir.....		✱		Reservoir.....		✱	
Return.....		*		Return.....		*	
C6000 C6D SERIES				1986			
1979				DETROIT DIESEL V-8 8.2 L DIESEL ENG.			
GM 6-CYL. 292 ENG.				DETROIT DIESEL V-8 8.2 L DIESEL ENG.			
Pressure.....	71306			Pressure - From Pump; W/5000, 7000, 9000 Lb. Axle; W/Saginaw Stg. Gear; ☆N.....	80199		
Reservoir.....		✱		Reservoir.....		✱	
Return.....		*		Return.....		*	
GM V-8 350 ENG.; GM V-8 366 ENG.; GM V-8 427 ENG.; GM V-8 454 ENG.				GM V-8 6.0 L ENG.; GM V-8 7.0 L ENG.			
Pressure; W/Air Brakes; W/24" P.S. Assy.....	80195			Pressure; W/Air Brakes; W/24" P.S. Assy.....	80195		
Pressure; W/Air Brakes; W/39" P.S. Assy.....	80197			Pressure; W/Air Brakes; W/39" P.S. Assy.....	80197		
Pressure; W/Hyd. Brakes.....	80196			Pressure - From Pump; W/Hyd. Brakes	80196		
Reservoir.....		✱		Pressure - To Gear; W/5000, 7000, 9000 Lb. Axle; W/Saginaw Stg. Gear; ☆N.....	91924		
Return.....		*		Reservoir.....		✱	
C7000				1985			
1989				DETROIT DIESEL V-8 8.2 L DIESEL ENG.			
DETROIT DIESEL V-8 8.2 L DIESEL ENG.				DETROIT DIESEL V-8 8.2 L DIESEL ENG.			
Pressure - From Pump; W/5000, 7000, 9000 Lb. Axle.....	80199			Pressure - From Pump; W/5000, 7000, 9000 Lb. Axle; W/Saginaw Stg. Gear; ☆N.....	80199		
Pressure - To Gear; W/7000, 9000 Lb. Axle.....	91924			Reservoir.....		✱	
GM V-8 6.0 L ENG.; GM V-8 7.0 L ENG.				GM V-8 6.0 L ENG.; GM V-8 7.0 L ENG.			
Ross Stg. Gear.....	80223			Return.....		*	
Pressure - To Gear; W/Hyd. Brakes; W/Saginaw Stg. Gear; ☆N.....	91925			GM V-8 6.0 L ENG.; GM V-8 7.0 L ENG.			
1988				GM V-8 6.0 L ENG.; GM V-8 7.0 L ENG.			
DETROIT DIESEL V-8 8.2 L DIESEL ENG.				GM V-8 6.0 L ENG.; GM V-8 7.0 L ENG.			
Pressure - From Pump; W/5000, 7000, 9000 Lb. Axle; W/Saginaw Stg. Gear; ☆N.....	80199			Pressure; W/Air Brakes; W/24" P.S. Assy.....	80195		

SYSTEM PUMP & GEAR IDENT.

SYSTEM & COMPONENT IDENT.

PASS. CARS

LIGHT TRUCKS

MEDIUM/HEAVY TRUCKS

BUSES

HOSE NUMERICAL

REPAIR KITS

KIT NUMERICAL

ILLUSTRATIONS

* Cut From C.P.E. 3/8" I.D. Hose: 71350 (48"), 81352 (25').
 † Cut From S.A.E. 11/32" I.D. Hose: 80062 (12"), 80063 (24"), 80064 (36"), 81353 (25').
 ✱ Cut From S.A.E. 3/8" I.D. Hose: 71224 (24"), 71236 (36"), 71206 (48"), 81206 (25'). May Also Use 3/8" C.P.E.
 ✱ Cut From S.A.E. 5/8" I.D. Hose: 71351 (36").
 □ Cut From 1/2" I.D. Suction Hose: 71296 (36"), 81354 (10').
 ⚡ Cut From 5/8" I.D. Suction Hose: 71207 (42"), 81355 (10').
 ✱ Cut From 3/4" I.D. Suction Hose: 71297 (36"), 81356 (10').
 ☆ See Page A14 For Pump or Gear Identification.

② Two Required.
 ③ Three Required.
 ④ Four Required.
 ✱ Cut To Fit.
 ✱ Replaces Both Upper and Lower Hose.
 ▲ 252660 Adaptor Required For Some Models.
 ✱ See Page A6 For Installation Procedure.

Power Steering Hose for Medium and Heavy-Duty Trucks

Application	Assembly Number	Multi-Use Hose	End Fitting	Application	Assembly Number	Multi-Use Hose	End Fitting
GMC - Continued				GMC - Continued			
CE4500 - Continued				CE5000 - Continued			
1968 - Continued				1972-1970			
GM V-8 283 ENG.; GM V-8 307 ENG.; GM V-8 327 ENG.				GM V-8 307 ENG.; GM V-8 350 ENG.			
Return.....		★		Cyl.....	②71301		39212
				Pressure	71302		
1967				Reservoir		☼	
GM V-8 283 ENG.; GM V-8 327 ENG.				Return		★	
Cyl.....	②71304			1969			
Pressure; W/Air Brakes.....	71303		39852	GM V-8 350 ENG.			
Pressure; W/O Air Brakes	71299		39212	Cyl.....	②71301		39212
Reservoir		☼		Pressure	71302		
Return		★		Reservoir		☼	
				Return		★	
1962				1968-1967			
GM V-8 283 ENG.; GM V-8 327 ENG.				GM V-8 283 ENG.; GM V-8 307 ENG.; GM V-8 327 ENG.			
Cyl.; W/5500 Lb. Axle.....	②71302			Cyl.....	②71304		
Cyl.; W/6000, 7000, 8000, 9000 Lb. Axle.....	②71300			Pressure; W/Air Brakes.....	71303		39852
Pressure; W/5500 Lb. Axle.....	71299		39852	Pressure; W/O Air Brakes	71299		39212
Pressure; W/6000, 7000, 8000, 9000 Lb. Axle	71302			Reservoir		☼	
Reservoir		☼		Return		★	
Return		★		1966-1964			
1961-1960				GM V-8 283 ENG.; GM V-8 307 ENG.; GM V-8 327 ENG.			
GM V-8 283 ENG.				Cyl.; W/5500 Lb. Axle.....	②71302		
Cyl.; W/5500 Lb. Axle.....	②71302			Cyl.; W/6000, 7000, 8000, 9000 Lb. Axle.....	②71300		
Cyl.; W/6000, 7000, 8000, 9000 Lb. Axle.....	②71300			Pressure; W/5500 Lb. Axle.....	71299		39852
Pressure; W/5500 Lb. Axle.....	71299		39852	Pressure; W/6000, 7000, 8000, 9000 Lb. Axle	71302		
Pressure; W/6000, 7000, 8000, 9000 Lb. Axle	71302			Reservoir		☼	
Reservoir		☼		Return		★	
Return		★		1963			
1961-1960				GM V-8 283 ENG.; GM V-8 307 ENG.; GM V-8 327 ENG.			
GM V-8 283 ENG.				Cyl.; W/5500 Lb. Axle.....	②71302		
Cyl.; W/5500 Lb. Axle.....	②71302			Cyl.; W/6000, 7000, 8000, 9000 Lb. Axle.....	②71300		
Cyl.; W/6000, 7000, 8000, 9000 Lb. Axle.....	②71300			Pressure; W/5500 Lb. Axle.....	71299		39852
Pressure; W/5500 Lb. Axle.....	71299		39852	Pressure; W/6000, 7000, 8000, 9000 Lb. Axle	71302		
Pressure; W/6000, 7000, 8000, 9000 Lb. Axle	71302			Reservoir		☼	
Reservoir		☼		Return		★	
Return		★		1962			
CE5000				GM V-8 283 ENG.; GM V-8 307 ENG.; GM V-8 327 ENG.			
1977				Cyl.; W/5500 Lb. Axle.....	②71302		
GM V-8 305 ENG.				Cyl.; W/6000, 7000, 8000, 9000 Lb. Axle.....	②71300		
Cyl.....	②71301			Pressure; W/5500 Lb. Axle.....	71299		39852
Pressure	71300			Pressure; W/6000, 7000, 8000, 9000 Lb. Axle	71302		
Reservoir		☼		Reservoir		☼	
Return.....		★		Return		★	
GM V-8 350 ENG.				1962			
Cyl.....	②71301			GM V-8 283 ENG.; GM V-8 307 ENG.; GM V-8 327 ENG.			
Pressure	71299			Cyl.; W/5500 Lb. Axle.....	②71302		
Reservoir		☼		Cyl.; W/6000, 7000, 8000, 9000 Lb. Axle.....	②71300		
Return.....		★		Pressure; W/5500 Lb. Axle.....	71299		39852
1976-1975				Pressure; W/6000, 7000, 8000, 9000 Lb. Axle	71302		
GM V-8 350 ENG.				Reservoir		☼	
Cyl.....	②71301			Return		★	
Pressure	71299			1961-1960			
Reservoir		☼		GM V-8 283 ENG.; GM V-8 307 ENG.			
Return.....		★		Cyl.; W/5500 Lb. Axle.....	②71302		
1973				Cyl.; W/6000, 7000, 8000, 9000 Lb. Axle.....	②71300		
GM V-8 307 ENG.; GM V-8 350 ENG.				Pressure; W/5500 Lb. Axle.....	71299		39852
Cyl.; W/F070, F090, F120 Axles.....	②71301			Pressure; W/6000, 7000, 8000, 9000 Lb. Axle	71302		
Pressure; W/F070, F090, F120 Axles....	71305			Reservoir		☼	
Reservoir		☼		Return		★	
Return.....		★					

- SYSTEM PUMP & GEAR IDENT.
- SYSTEM & COMPONENT IDENT.
- PASS. CARS
- LIGHT TRUCKS
- MEDIUM/HEAVY TRUCKS
- BUSES
- HOSE NUMERICAL
- REPAIR KITS
- KIT NUMERICAL
- ILLUSTRATIONS

* Cut From C.P.E. 3/8" I.D. Hose: 71350 (48"), 81352 (25').
 † Cut From S.A.E. 11/32" I.D. Hose: 80062 (12"), 80063 (24"), 80064 (36"), 81353 (25').
 ★ Cut From S.A.E. 3/8" I.D. Hose: 71224 (24"), 71236 (36"), 71206 (48"), 81206 (25'). May Also Use 3/8" C.P.E.
 ☼ Cut From S.A.E. 5/8" I.D. Hose: 71351 (36").
 □ Cut From 1/2" I.D. Suction Hose: 71296 (36"), 81354 (10').
 ⚡ Cut From 5/8" I.D. Suction Hose: 71207 (42"), 81355 (10').
 * Cut From 3/4" I.D. Suction Hose: 71297 (36"), 81356 (10').
 ☆ See Page A14 For Pump or Gear Identification.

② Two Required.
 ③ Three Required.
 ④ Four Required.
 ☼ Cut To Fit.
 ☼ Replaces Both Upper and Lower Hose.
 ▲ 252660 Adaptor Required For Some Models.
 ⚡ See Page A6 For Installation Procedure.

Power Steering Hose for Medium and Heavy-Duty Trucks

	Application	Assembly Number	Multi-Use Hose	End Fitting	Application	Assembly Number	Multi-Use Hose	End Fitting
SYSTEM PUMP & GEAR IDENT.	GMC - Continued				GMC - Continued			
	CE5000 - Continued				CE6000 - Continued			
	1961-1960 - Continued				1977-1975 - Continued			
	GM V-8 283 ENG.; GM V-8 307 ENG. - Continued				GM V-8 366 ENG.; GM V-8 427 ENG.; GM V-8 454 ENG.			
	Return		★		Cyl.	②71301		
SYSTEM & COMPONENT IDENT.	CE5500				Pressure			
	1972-1970				Reservoir			
	GM V-8 307 ENG.; GM V-8 350 ENG.; GM V-8 366 ENG.; GM V-8 427 ENG.				Return			
	Cyl.	②71301			1974			
	Pressure	71302		39212	GM V-8 350 ENG.; GM V-8 427 ENG.; GM V-8 454 ENG.			
PASS. CARS	Reservoir		✳		Cyl.; W/F070, F090, F120 Axles; W/Air Brakes			
	Return		★		Pressure; W/F070, F090, F120 Axles; W/Air Brakes			
	1969				Reservoir			
	GM V-8 350 ENG.				Return			
	Cyl.	②71301			1974			
	Pressure	71302		39212	GM V-8 350 ENG.; GM V-8 427 ENG.; GM V-8 454 ENG.			
	Reservoir		✳		Cyl.; W/F070, F090, F120 Axles; W/Air Brakes			
	Return		★		Pressure; W/F070, F090, F120 Axles; W/Air Brakes			
LIGHT TRUCKS	1969				Reservoir			
	GM V-8 350 ENG.				Return			
	Cyl.	②71301			1974			
	Pressure	71302		39212	GM V-8 350 ENG.; GM V-8 427 ENG.; GM V-8 454 ENG.			
	Reservoir		✳		Cyl.; W/F070, F090, F120 Axles; W/Air Brakes			
	Return		★		Pressure; W/F070, F090, F120 Axles; W/Air Brakes			
	GM V-8 366 ENG.; GM V-8 427 ENG.				Reservoir			
	Cyl.	②71301			Return			
	Pressure	71304			1974			
	Reservoir		✳		GM V-8 366 ENG.			
	Return		★		Cyl.; W/F070, F090, F120 Axles; W/Air Brakes			
MEDIUM/HEAVY TRUCKS	1968				1973			
	GM V-8 283 ENG.; GM V-8 366 ENG.; GM V-8 427 ENG.; GM V-8 454 ENG.				GM V-8 307 ENG.; GM V-8 350 ENG.; GM V-8 427 ENG.; GM V-8 454 ENG.			
	Cyl.	②71304			Cyl.; W/F070, F090, F120 Axles			
	Pressure; W/Air Brakes	71303		39852	Pressure; W/F070, F090, F120 Axles			
	Pressure; W/O Air Brakes	71299		39212	Reservoir			
	Reservoir		✳		Return			
	Return		★		1973			
BUSES	1967				1972-1970			
	GM V-8 366 ENG.; GM V-8 427 ENG.; GM V-8 454 ENG.				GM V-8 307 ENG.; GM V-8 350 ENG.; GM V-8 366 ENG.; GM V-8 427 ENG.			
	Cyl.	②71304			Cyl.			
	Pressure; W/Air Brakes	71303		39852	Pressure			
	Pressure; W/O Air Brakes	71299		39212	Reservoir			
	Reservoir		✳		Return			
	Return		★		1969			
HOSE NUMERICAL	1966				1969			
	GM V-8 366 ENG.; GM V-8 427 ENG.; GM V-8 454 ENG.				GM V-8 350 ENG.			
	Cyl.; W/5500 Lb. Axle	②71302			Cyl.			
	Cyl.; W/6000, 7000, 8000, 9000 Lb. Axle	②71300			Pressure			
	Pressure; W/5500 Lb. Axle	71299		39852	Reservoir			
	Pressure; W/6000, 7000, 8000, 9000 Lb. Axle	71302			Return			
	Reservoir		✳		1969			
	Return		★		GM V-8 366 ENG.; GM V-8 427 ENG.			
REPAIR KITS	CE6000				1968-1967			
	1977-1975				GM V-8 283 ENG.; GM V-8 307 ENG.; GM V-8 327 ENG.; GM V-8 366 ENG.; GM V-8 427 ENG.; GM V-8 454 ENG.			
	GM V-8 350 ENG.				Cyl.			
	Cyl.	②71301			Pressure			
	Pressure	71299			Reservoir			
	Reservoir		✳		Return			
	Return		★		1968-1967			
KIT NUMERICAL	1977-1975				1968-1967			
	GM V-8 350 ENG.				GM V-8 283 ENG.; GM V-8 307 ENG.; GM V-8 327 ENG.; GM V-8 366 ENG.; GM V-8 427 ENG.; GM V-8 454 ENG.			
	Cyl.	②71301			Cyl.			
	Pressure	71299			Pressure; W/Air Brakes			
	Reservoir		✳		Pressure; W/O Air Brakes			
	Return		★		Return			
ILLUSTRATIONS	1977-1975				1968-1967			
	GM V-8 350 ENG.				GM V-8 283 ENG.; GM V-8 307 ENG.; GM V-8 327 ENG.; GM V-8 366 ENG.; GM V-8 427 ENG.; GM V-8 454 ENG.			
	Cyl.	②71301			Cyl.			
	Pressure	71299			Pressure; W/Air Brakes			
	Reservoir		✳		Pressure; W/O Air Brakes			
	Return		★		Return			

* Cut From C.P.E. 3/8" I.D. Hose: 71350 (48"), 81352 (25').

† Cut From S.A.E. 1 1/32" I.D. Hose: 80062 (12"), 80063 (24"), 80064 (36"), 81353 (25').

★ Cut From S.A.E. 3/8" I.D. Hose: 71224 (24"), 71236 (36"), 71206 (48"), 81206 (25'). May Also Use 3/8" C.P.E.

♣ Cut From S.A.E. 5/8" I.D. Hose: 71351 (36").

□ Cut From 1/2" I.D. Suction Hose: 71296 (36"), 81354 (10').

⊕ Cut From 5/8" I.D. Suction Hose: 71207 (42"), 81355 (10').

✳ Cut From 3/4" I.D. Suction Hose: 71297 (36"), 81356 (10').

☆ See Page A14 For Pump or Gear Identification.

② Two Required.

③ Three Required.

④ Four Required.

≠ Cut To Fit.

✳ Replaces Both Upper and Lower Hose.

▲ 252660 Adaptor Required For Some Models.

✳ See Page A6 For Installation Procedure.

Power Steering Hose for Medium and Heavy-Duty Trucks

Application	Assembly Number	Multi-Use Hose	End Fitting	Application	Assembly Number	Multi-Use Hose	End Fitting
GMC - Continued				GMC - Continued			
CE6000 - Continued				CE6500 - Continued			
1968-1967 - Continued				1973			
GM V-8 283 ENG.; GM V-8 307 ENG.; GM V-8 327 ENG.; GM V-8 366 ENG.; GM V-8 427 ENG.; GM V-8 454 ENG.				GM V-8 366 ENG.			
- Continued				Cyl.; W/F070, F090, F120 Axles..... ②71301			
Reservoir		*		Pressure; W/F070, F090, F120 Axles....	71306		
Return		*		Reservoir		*	
				Return		*	
1966-1964				GM V-8 427 ENG.; GM V-8 454 ENG.			
GM V-8 283 ENG.; GM V-8 307 ENG.; GM V-8 327 ENG.				Cyl.; W/F070, F090, F120 Axles..... ②71301			
Cyl.; W/5500 Lb. Axle.....	②71302			Pressure; W/F070, F090, F120 Axles....	71305		
Cyl.; W/6000, 7000, 8000, 9000 Lb. Axle.....	②71300			Reservoir		*	
Pressure; W/5500 Lb. Axle.....	71299		39852	Return		*	
Pressure; W/6000, 7000, 8000, 9000 Lb. Axle.....	71302			CE9500			
Reservoir		*		1972-1966			
Return		*		GM V-8 637 ENG.			
1963				Cyl..... ②71299			
GM V-8 283 ENG.; GM V-8 307 ENG.; GM V-8 327 ENG.				Pressure 71307			
Cyl.; W/5500 Lb. Axle.....	②71302			Reservoir; W/1/2" I.D. Hose.....		□	
Cyl.; W/6000, 7000, 8000, 9000 Lb. Axle.....	②71300			Reservoir; W/5/8" I.D. Hose.....		✦	
Pressure; W/5500 Lb. Axle.....	71299		39852	Reservoir; W/3/4" I.D. Hose.....		*	
Pressure; W/6000, 7000, 8000, 9000 Lb. Axle.....	71302			Return; W/3/8" I.D. Hose.....		*	
Reservoir		✦		CG5500			
Return		*		1972-1970			
1962-1960				GMC D478 DIESEL ENG.; GMC DH478 DIESEL ENG.			
GM V-8 283 ENG.; GM V-8 307 ENG.; GM V-8 327 ENG.				Cyl..... ②71301			
Cyl.; W/5500 Lb. Axle.....	②71302			Pressure 71305			
Cyl.; W/6000, 7000, 8000, 9000 Lb. Axle.....	②71300			Reservoir		*	
Pressure; W/5500 Lb. Axle.....	71299		39852	Return		*	
Pressure; W/6000, 7000, 8000, 9000 Lb. Axle.....	71302			CG6000			
Reservoir		✦		1975-1973			
Return		*		GMC D478 DIESEL ENG.; GMC DH478 DIESEL ENG.			
1962-1960				Cyl..... ②71301			
GM V-8 283 ENG.; GM V-8 307 ENG.; GM V-8 327 ENG.				Pressure; W/F070 Axle; W/Air Brakes... 71300			
Cyl.; W/5500 Lb. Axle.....	②71302			Pressure; W/F070 Axle; W/O Air Brakes 71305			
Cyl.; W/6000, 7000, 8000, 9000 Lb. Axle.....	②71300			Pressure; W/F090, F120 Axles..... 71305			
Pressure; W/5500 Lb. Axle.....	71299		39852	Reservoir		*	
Pressure; W/6000, 7000, 8000, 9000 Lb. Axle.....	71302			Return		*	
Reservoir		*		CH9500			
Return		*		1970			
CE6500				DETROIT DIESEL 8V-71 DIESEL ENG.			
1977-1975				Cyl..... ②71299			
GM V-8 366 ENG.; GM V-8 427 ENG.; GM V-8 454 ENG.				Pressure 71301			
Cyl..... ②71301				Reservoir; W/1/2" I.D. Hose.....		□	
Pressure 71300				Reservoir; W/5/8" I.D. Hose.....		✦	
Reservoir		*		Reservoir; W/3/4" I.D. Hose.....		*	
Return		*		Return; W/3/8" I.D. Hose.....		*	
1974				CI9500			
GM V-8 366 ENG.				1971-1970			
Cyl.; W/F070, F090, F120 Axles; W/Air Brakes ②71301				DETROIT DIESEL 6-71N DIESEL ENG.			
Pressure; W/F070, F090, F120 Axles; W/Air Brakes 71306				Cyl..... ②71301			
Reservoir		*		Pressure 71302			39212
Return		*		Reservoir; W/1/2" I.D. Hose.....		□	
GM V-8 427 ENG.; GM V-8 454 ENG.							
Cyl.; W/F070, F090, F120 Axles; W/Air Brakes ②71301							
Pressure; W/F070, F090, F120 Axles; W/Air Brakes 71300			39854				
Reservoir		*					
Return		*					

- SYSTEM PUMP & GEAR IDENT.
- SYSTEM & COMPONENT IDENT.
- PASS. CARS
- LIGHT TRUCKS
- MEDIUM/HEAVY TRUCKS
- BUSES
- HOSE NUMERICAL
- REPAIR KITS
- KIT NUMERICAL
- ILLUSTRATIONS

* Cut From C.P.E. 3/8" I.D. Hose: 71350 (48"), 81352 (25').
 † Cut From S.A.E. 11/32" I.D. Hose: 80062 (12"), 80063 (24"), 80064 (36"), 81353 (25').
 ✦ Cut From S.A.E. 3/8" I.D. Hose: 71224 (24"), 71236 (36"), 71206 (48"), 81206 (25'). May Also Use 3/8" C.P.E.
 ✦ Cut From S.A.E. 5/8" I.D. Hose: 71351 (36").
 □ Cut From 1/2" I.D. Suction Hose: 71296 (36"), 81354 (10').
 ✦ Cut From 5/8" I.D. Suction Hose: 71207 (42"), 81355 (10').
 ✦ Cut From 3/4" I.D. Suction Hose: 71297 (36"), 81356 (10').
 ☆ See Page A14 For Pump or Gear Identification.

② Two Required.
 ③ Three Required.
 ④ Four Required.
 ✦ Cut To Fit.
 ✦ Replaces Both Upper and Lower Hose.
 ▲ 252660 Adaptor Required For Some Models.
 ✦ See Page A6 For Installation Procedure.

Power Steering Hose for Medium and Heavy-Duty Trucks

SYSTEM PUMP & GEAR IDENT.

SYSTEM & COMPONENT IDENT.

PASS. CARS

LIGHT TRUCKS

MEDIUM/HEAVY TRUCKS

BUSES

HOSE NUMERICAL

REPAIR KITS

KIT NUMERICAL

ILLUSTRATIONS

	Application	Assembly Number	Multi-Use Hose	End Fitting		Application	Assembly Number	Multi-Use Hose	End Fitting
	GMC - Continued					GMC - Continued			
	CI9500 - Continued					CM6500 - Continued			
	1971-1970 - Continued					1973-1970 - Continued			
	DETROIT DIESEL 6-71N DIESEL ENG. - Continued					GM V-6 305 ENG.; GM V-6 351 ENG.; GM V-6 379 ENG.; GM V-6 401 ENG.; GM V-6 432 ENG.; GM V-6 478 ENG. - Continued			
	Reservoir; W/5/8" I.D. Hose.....		✦		Reservoir			✦	
	Reservoir; W/3/4" I.D. Hose.....		✦		Return			★	
	Return; W/3/8" I.D. Hose		★						
	1969-1966					CS4500			
	DETROIT DIESEL 6-71 DIESEL ENG.					1977			
	Cyl.....	②71301			GM 6-CYL. 230 ENG.; GM 6-CYL. 250 ENG.				
	Pressure	71302		39212	Cyl.....	②71301			
	Reservoir; W/1/2" I.D. Hose.....		□		Pressure	71306			
	Reservoir; W/5/8" I.D. Hose.....		✦		Reservoir			✦	
	Reservoir; W/3/4" I.D. Hose.....		✦		Return			★	
	Return; W/3/8" I.D. Hose		★		1976-1973				
	DETROIT DIESEL 6-71N DIESEL ENG.					GM 6-CYL. 230 ENG.; GM 6-CYL. 250 ENG.			
	Cyl.....	②71301			Cyl.....	②71301			
	Pressure	71302		39212	Pressure	71306			
	Reservoir; W/1/2" I.D. Hose.....		□		Reservoir			✦	
	Reservoir; W/5/8" I.D. Hose.....		✦		Return			★	
	Reservoir; W/3/4" I.D. Hose.....		✦		1972-1970				
	Return; W/3/8" I.D. Hose		★		GM 6-CYL. 230 ENG.; GM 6-CYL. 250 ENG.				
	CM5500					Cyl.....	②71301		
	1974					Pressure	71303		39212
	GM V-6 305 ENG.; GM V-6 351 ENG.; GM V-6 379 ENG.					Reservoir			✦
	Cyl.....	②71301			Return			★	
	Pressure	71300		39854	1969				
	Reservoir				GM 6-CYL. 230 ENG.; GM 6-CYL. 250 ENG.				
	Return				Cyl.....	②71301			
	1973-1970					Pressure	71302		39212
	GM V-6 305 ENG.; GM V-6 351 ENG.; GM V-6 379 ENG.					Reservoir			✦
	Cyl.....	②71301			Return			★	
	Pressure	71305			1968-1967				
	Reservoir				GM 6-CYL. 230 ENG.; GM 6-CYL. 250 ENG.				
	Return				Cyl.....	②71304			
	CM6500					Pressure; W/Air Brakes.....	71303		39852
	1975					Pressure; W/O Air Brakes	71299		39212
	GM V-6 305 ENG.; GM V-6 351 ENG.; GM V-6 379 ENG.					Reservoir			✦
	Cyl.; W/F070, F090, F120 Axles; W/Air Brakes	②71301			Return			★	
	Pressure; W/F070, F090, F120 Axles; W/Air Brakes	71300		39854	CS5000				
	Reservoir				1977-1973				
	Return				GM 6-CYL. 292 ENG.				
	1974					Cyl.....	②71301		
	GM V-6 305 ENG.; GM V-6 351 ENG.; GM V-6 379 ENG.; GM V-6 401 ENG.; GM V-6 432 ENG.; GM V-6 478 ENG.					Pressure	71306		
	Cyl.....	②71301			Reservoir				✦
	Pressure	71300		39854	Return				★
	Reservoir				1972-1970				
	Return				GM 6-CYL. 292 ENG.				
	1973-1970					Cyl.....	②71301		
	GM V-6 305 ENG.; GM V-6 351 ENG.; GM V-6 379 ENG.; GM V-6 401 ENG.; GM V-6 432 ENG.; GM V-6 478 ENG.					Pressure	71303		39212
	Cyl.....	②71301			Reservoir				✦
	Pressure	71305			Return				★

* Cut From C.P.E. 3/8" I.D. Hose: 71350 (48"), 81352 (25").
 † Cut From S.A.E. 11/32" I.D. Hose: 80062 (12"), 80063 (24"), 80064 (36"), 81353 (25").
 ★ Cut From S.A.E. 3/8" I.D. Hose: 71224 (24"), 71236 (36"), 71206 (48"), 81206 (25"). May Also Use 3/8" C.P.E.
 ✦ Cut From S.A.E. 5/8" I.D. Hose: 71351 (36").
 □ Cut From 1/2" I.D. Suction Hose: 71296 (36"), 81354 (10").
 ✧ Cut From 5/8" I.D. Suction Hose: 71207 (42"), 81355 (10").
 ✧ Cut From 3/4" I.D. Suction Hose: 71297 (36"), 81356 (10").
 ☆ See Page A14 For Pump or Gear Identification.

② Two Required.
 ③ Three Required.
 ④ Four Required.
 ✧ Cut To Fit.
 ✧ Replaces Both Upper and Lower Hose.
 ▲ 252660 Adaptor Required For Some Models.
 ✧ See Page A6 For Installation Procedure.

Power Steering Hose for Medium and Heavy-Duty Trucks

Application	Assembly Number	Multi-Use Hose	End Fitting	Application	Assembly Number	Multi-Use Hose	End Fitting
GMC - Continued				GMC - Continued			
CS5000 - Continued				CS5500 - Continued			
1969				1963 - Continued			
GM 6-CYL. 292 ENG.				GM 6-CYL. 230 ENG.; GM 6-CYL. 250 ENG. - Continued			
Cyl.....	②71301			Pressure; W/6000, 7000, 8000, 9000 Lb. Axle.....	71302		
Pressure.....	71302		39212	Reservoir.....		✦	
Reservoir.....		✦		Return.....		★	
Return.....		★					
1968-1967				CS6000			
GM 6-CYL. 292 ENG.				1977-1973			
Cyl.....	②71304			GM 6-CYL. 292 ENG.			
Pressure; W/Air Brakes.....	71303		39852	Cyl.....	②71301		
Pressure; W/O Air Brakes.....	71299		39212	Pressure.....	71306		
Reservoir.....		✦		Reservoir.....		✦	
Return.....		★		Return.....		★	
CS5500				1972-1970			
1977-1973				GM 6-CYL. 292 ENG.			
GM 6-CYL. 230 ENG.; GM 6-CYL. 250 ENG.				Cyl.....	②71301		
Cyl.....	②71301			Pressure.....	71303		39212
Pressure.....	71306			Reservoir.....		✦	
Reservoir.....		✦		Return.....		★	
Return.....		★					
1972-1970				1969			
GM 6-CYL. 230 ENG.; GM 6-CYL. 250 ENG.				GM 6-CYL. 292 ENG.			
Cyl.....	②71301			Cyl.....	②71301		
Pressure.....	71303		39212	Pressure.....	71302		39212
Reservoir.....		✦		Reservoir.....		✦	
Return.....		★		Return.....		★	
1969				1968-1967			
GM 6-CYL. 230 ENG.; GM 6-CYL. 250 ENG.				GM 6-CYL. 292 ENG.			
Cyl.....	②71301			Cyl.....	②71304		
Pressure.....	71302		39212	Pressure; W/Air Brakes.....	71303		39852
Reservoir.....		✦		Pressure; W/O Air Brakes.....	71299		39212
Return.....		★		Reservoir.....		✦	
1968-1967				DE9500			
GM 6-CYL. 230 ENG.; GM 6-CYL. 250 ENG.				1972-1966			
Cyl.....	②71304			GM V-8 637 ENG.			
Pressure; W/Air Brakes.....	71303		39852	Cyl.....	②71299		
Pressure; W/O Air Brakes.....	71299		39212	Pressure.....	71307		
Reservoir.....		✦		Reservoir; W/1/2" I.D. Hose.....		□	
Return.....		★		Reservoir; W/5/8" I.D. Hose.....		✦	
1966-1964				EG4500			
GM 6-CYL. 230 ENG.; GM 6-CYL. 250 ENG.				1967			
Cyl.; W/5500 Lb. Axle.....	②71302			GMC D351 DIESEL ENG.			
Cyl.; W/6000, 7000, 8000, 9000 Lb. Axle.....	②71300			Cyl.....	②71301		
Pressure; W/5500 Lb. Axle.....	71299		39852	Pressure.....	71305		
Pressure; W/6000, 7000, 8000, 9000 Lb. Axle.....	71302			Reservoir.....		✦	
Reservoir.....		✦		Return.....		★	
Return.....		★		EG5500			
1963				1969-1967			
GM 6-CYL. 230 ENG.; GM 6-CYL. 250 ENG.				GMC D478 DIESEL ENG.; GMC DH478 DIESEL ENG.			
Cyl.; W/5500 Lb. Axle.....	②71302			Cyl.....	②71301		
Cyl.; W/6000, 7000, 8000, 9000 Lb. Axle.....	②71300						
Pressure; W/5500 Lb. Axle.....	71299		39852				

SYSTEM PUMP & GEAR IDENT.

SYSTEM & COMPONENT IDENT.

PASS. CARS

LIGHT TRUCKS

MEDIUM/HEAVY TRUCKS

BUSES

HOSE NUMERICAL

REPAIR KITS

KIT NUMERICAL

ILLUSTRATIONS

* Cut From C.P.E. 3/8" I.D. Hose: 71350 (48"), 81352 (25').
 † Cut From S.A.E. 11/32" I.D. Hose: 80062 (12"), 80063 (24"), 80064 (36"), 81353 (25').
 ✦ Cut From S.A.E. 3/8" I.D. Hose: 71224 (24"), 71236 (36"), 71206 (48"), 81206 (25'). May Also Use 3/8" C.P.E.
 ★ Cut From S.A.E. 5/8" I.D. Hose: 71351 (36").
 □ Cut From 1/2" I.D. Suction Hose: 71296 (36"), 81354 (10').
 ✦ Cut From 5/8" I.D. Suction Hose: 71207 (42"), 81355 (10').
 ✦ Cut From 3/4" I.D. Suction Hose: 71297 (36"), 81356 (10').
 ☆ See Page A14 For Pump or Gear Identification.

② Two Required.
 ③ Three Required.
 ④ Four Required.
 ✦ Cut To Fit.
 ✦ Replaces Both Upper and Lower Hose.
 ▲ 252660 Adaptor Required For Some Models.
 ✦ See Page A6 For Installation Procedure.

Power Steering Hose for Medium and Heavy-Duty Trucks

	Application	Assembly Number	Multi-Use Hose	End Fitting	Application	Assembly Number	Multi-Use Hose	End Fitting
SYSTEM PUMP & GEAR IDENT.	GMC - Continued				GMC - Continued			
SYSTEM & COMPONENT IDENT.	EG5500 - Continued				ES4500			
PASS. CARS	1969-1967 - Continued				1969			
LIGHT TRUCKS	GMC D478 DIESEL ENG.; GMC DH478 DIESEL ENG.				GM 6-CYL. 230 ENG.; GM 6-CYL. 250 ENG.			
	Pressure	71305			Cyl.....	②71301		
	Reservoir		✳		Pressure	71302		39212
	Return		★		Reservoir		✳	
					Return		★	
	EG6500				1968-1967			
	1969-1967				GM 6-CYL. 230 ENG.; GM 6-CYL. 250 ENG.			
	GMC D478 DIESEL ENG.; GMC DH478 DIESEL ENG.				Cyl.....			
	Cyl.....	②71301			Pressure; W/Hyd. Brakes.....	71299		39212
	Pressure	71305			Reservoir		✳	
	Reservoir		✳		Return		★	
	Return		★					
	EM4500				FE9500			
	1969				1972-1966			
	GM V-6 305 ENG.; GM V-6 351 ENG.; GM V-6 379 ENG.				GM V-8 637 ENG.			
	Cyl.....	②71301			Cyl.....	②71299		
	Pressure	71302		39212	Pressure	71307		
	Reservoir		✳		Reservoir; W/1/2" I.D. Hose.....		□	
	Return		★		Reservoir; W/5/8" I.D. Hose.....		✳	
					Reservoir; W/3/4" I.D. Hose.....		✳	
					Return; W/3/8" I.D. Hose.....		★	
	1968-1967				GENERAL			
	GM V-6 305 ENG.; GM V-6 351 ENG.; GM V-6 379 ENG.				1983-1981			
	Pressure; W/Hyd. Brakes.....	71299		39212	DETROIT DIESEL 6-71 DIESEL ENG.; DETROIT DIESEL			
	Reservoir		✳		6V-92 DIESEL ENG.; DETROIT DIESEL 8V-71 DIESEL			
	Return		★		ENG.; DETROIT DIESEL 8V-92 DIESEL ENG.			
					Reservoir; W/1/2" I.D. Hose.....		□	
	EM5500				Reservoir; W/5/8" I.D. Hose.....		✳	
	1969				Reservoir; W/3/4" I.D. Hose.....		✳	
	GM V-6 305 ENG.; GM V-6 351 ENG.; GM V-6 379 ENG.				Return; W/3/8" I.D. Hose.....		★	
	Cyl.....	②71301			1980-1979			
	Pressure	71302		39212	DETROIT DIESEL 6-71 DIESEL ENG.			
	Reservoir		✳		Pressure	71302		39212
	Return		★		Reservoir; W/1/2" I.D. Hose.....		□	
					Reservoir; W/5/8" I.D. Hose.....		✳	
	1968-1967				Reservoir; W/3/4" I.D. Hose.....		✳	
	GM V-6 305 ENG.; GM V-6 351 ENG.; GM V-6 379 ENG.				Return; W/3/8" I.D. Hose.....		★	
	Pressure; W/Hyd. Brakes.....	71299		39212	DETROIT DIESEL 6V-92 DIESEL ENG.			
	Reservoir		✳		Pressure; W/FL931 Axle.....	71305		39854
	Return		★		Pressure; W/O FL931 Axle.....	71304		39212
					Reservoir; W/1/2" I.D. Hose.....		□	
	EM6500				Reservoir; W/5/8" I.D. Hose.....		✳	
	1969				Reservoir; W/3/4" I.D. Hose.....		✳	
	GM V-6 305 ENG.; GM V-6 351 ENG.; GM V-6 379 ENG.				Return; W/3/8" I.D. Hose.....		★	
	Cyl.....	②71301			DETROIT DIESEL 8V-71 DIESEL ENG.; DETROIT DIESEL			
	Pressure	71302		39212	8V-92 DIESEL ENG.			
	Reservoir		✳		Pressure	71299		
	Return		★		Reservoir; W/1/2" I.D. Hose.....		□	
					Reservoir; W/5/8" I.D. Hose.....		✳	
	1968-1967				Reservoir; W/3/4" I.D. Hose.....		✳	
	GM V-6 305 ENG.; GM V-6 351 ENG.; GM V-6 379 ENG.				Return; W/3/8" I.D. Hose.....		★	
	Pressure; W/Hyd. Brakes.....	71299		39212				
	Reservoir		✳					
	Return		★					

* Cut From C.P.E. 3/8" I.D. Hose: 71350 (48"), 81352 (25').

† Cut From S.A.E. 11/32" I.D. Hose: 80062 (12"), 80063 (24"), 80064 (36"), 81353 (25').

★ Cut From S.A.E. 3/8" I.D. Hose: 71224 (24"), 71236 (36"), 71206 (48"), 81206 (25'). May Also Use 3/8" C.P.E.

✳ Cut From S.A.E. 5/8" I.D. Hose: 71351 (36").

□ Cut From 1/2" I.D. Suction Hose: 71296 (36"), 81354 (10').

✳ Cut From 5/8" I.D. Suction Hose: 71207 (42"), 81355 (10').

✳ Cut From 3/4" I.D. Suction Hose: 71297 (36"), 81356 (10').

☆ See Page A14 For Pump or Gear Identification.

② Two Required.

③ Three Required.

④ Four Required.

✳ Cut To Fit.

✳ Replaces Both Upper and Lower Hose.

▲ 252660 Adaptor Required For Some Models.

✳ See Page A6 For Installation Procedure.

ILLUSTRATIONS

Power Steering Hose for Medium and Heavy-Duty Trucks

Application	Assembly Number	Multi-Use Hose	End Fitting	Application	Assembly Number	Multi-Use Hose	End Fitting
GMC - Continued				GMC - Continued			
HE9500				HM7500			
1972-1966				1971-1966			
GM V-8 637 ENG.				GM V-6 305 ENG.; GM V-6 351 ENG.; GM V-6 379 ENG.; GM V-6 401 ENG.; GM V-6 432 ENG.; GM V-6 478 ENG.			
Cyl.....	②71299			Cyl.....	②71299		
Pressure	71307			Pressure	71307		
Reservoir; W/1/2" I.D. Hose.....		☐		Reservoir; W/1/2" I.D. Hose.....		☐	
Reservoir; W/5/8" I.D. Hose.....		⊕		Reservoir; W/5/8" I.D. Hose.....		⊕	
Reservoir; W/3/4" I.D. Hose.....		✳		Reservoir; W/3/4" I.D. Hose.....		✳	
Return; W/3/8" I.D. Hose		★		Return; W/3/8" I.D. Hose		★	
HI9500				HM8500			
1972-1967				1971			
DETROIT DIESEL 6-71N DIESEL ENG.				GM V-6 401 ENG.; GM V-6 432 ENG.; GM V-6 478 ENG.			
Cyl.....	②71301		39212	Cyl.....	②71299		
Pressure	71302			Pressure	71307		
Reservoir; W/1/2" I.D. Hose.....		☐		Reservoir; W/1/2" I.D. Hose.....		☐	
Reservoir; W/5/8" I.D. Hose.....		⊕		Reservoir; W/5/8" I.D. Hose.....		⊕	
Reservoir; W/3/4" I.D. Hose.....		✳		Reservoir; W/3/4" I.D. Hose.....		✳	
Return; W/3/8" I.D. Hose		★		Return; W/3/8" I.D. Hose		★	
1966				1970-1966			
DETROIT DIESEL 6-71 DIESEL ENG.				GM V-6 305 ENG.; GM V-6 351 ENG.; GM V-6 379 ENG.; GM V-6 401 ENG.; GM V-6 432 ENG.; GM V-6 478 ENG.			
Cyl.....	②71305		39212	Cyl.....	②71299		
Pressure	71302			Pressure	71307		
Reservoir; W/1/2" I.D. Hose.....		☐		Reservoir; W/1/2" I.D. Hose.....		☐	
Reservoir; W/5/8" I.D. Hose.....		⊕		Reservoir; W/5/8" I.D. Hose.....		⊕	
Reservoir; W/3/4" I.D. Hose.....		✳		Reservoir; W/3/4" I.D. Hose.....		✳	
Return; W/3/8" I.D. Hose		★		Return; W/3/8" I.D. Hose		★	
DETROIT DIESEL 6-71N DIESEL ENG.				1977-1973			
Cyl.....	②71301		39212	DETROIT DIESEL 6V-53 DIESEL ENG.			
Pressure	71302			Pressure	71305		39854
Reservoir; W/1/2" I.D. Hose.....		☐		Reservoir; W/1/2" I.D. Hose.....		☐	
Reservoir; W/5/8" I.D. Hose.....		⊕		Reservoir; W/5/8" I.D. Hose.....		⊕	
Reservoir; W/3/4" I.D. Hose.....		✳		Reservoir; W/3/4" I.D. Hose.....		✳	
Return; W/3/8" I.D. Hose		★		Return; W/3/8" I.D. Hose		★	
HJ7500				1972-1969			
1969-1967				DETROIT DIESEL 6V-53 DIESEL ENG.			
GMC D637 DIESEL ENG.; GMC DH637 DIESEL ENG.				Cyl.....	②71299		39854
Cyl.....	②71299			Pressure	71305		
Pressure	71308			Reservoir; W/1/2" I.D. Hose.....		☐	
Reservoir; W/1/2" I.D. Hose.....		☐		Reservoir; W/5/8" I.D. Hose.....		⊕	
Reservoir; W/5/8" I.D. Hose.....		⊕		Reservoir; W/3/4" I.D. Hose.....		✳	
Reservoir; W/3/4" I.D. Hose.....		✳		Return; W/3/8" I.D. Hose		★	
Return; W/3/8" I.D. Hose		★		1968-1966			
HJ9500				DETROIT DIESEL 6V-53 DIESEL ENG.			
1969-1966				Cyl.; W/Short Hood; W/75" Hose	②71305		
GMC D637 DIESEL ENG.; GMC DH637 DIESEL ENG.				Cyl.; W/O Short Hood; W/17" Hose	②71299		
Cyl.....	②71299			Pressure; W/Short Hood.....	71307		39854
Pressure	71308			Pressure; W/O Short Hood.....	71305		
Reservoir; W/1/2" I.D. Hose.....		☐		Reservoir; W/1/2" I.D. Hose.....		☐	
Reservoir; W/5/8" I.D. Hose.....		⊕		Reservoir; W/5/8" I.D. Hose.....		⊕	
Reservoir; W/3/4" I.D. Hose.....		✳		Reservoir; W/3/4" I.D. Hose.....		✳	
Return; W/3/8" I.D. Hose		★		Return; W/3/8" I.D. Hose		★	

- SYSTEM PUMP & GEAR IDENT.
- SYSTEM & COMPONENT IDENT.
- PASS. CARS
- LIGHT TRUCKS
- MEDIUM/HEAVY TRUCKS
- BUSES
- HOSE NUMERICAL
- REPAIR KITS
- KIT NUMERICAL
- ILLUSTRATIONS

* Cut From C.P.E. 3/8" I.D. Hose: 71350 (48"), 81352 (25').
 † Cut From S.A.E. 11/32" I.D. Hose: 80062 (12"), 80063 (24"), 80064 (36"), 81353 (25').
 ‡ Cut From S.A.E. 3/8" I.D. Hose: 71224 (24"), 71236 (36"), 71206 (48"), 81206 (25'). May Also Use 3/8" C.P.E.
 ★ Cut From S.A.E. 5/8" I.D. Hose: 71351 (36").
 ☐ Cut From 1/2" I.D. Suction Hose: 71296 (36"), 81354 (10').
 ⊕ Cut From 5/8" I.D. Suction Hose: 71207 (42"), 81355 (10').
 ✳ Cut From 3/4" I.D. Suction Hose: 71297 (36"), 81356 (10').
 ☆ See Page A14 For Pump or Gear Identification.

② Two Required.
 ③ Three Required.
 ④ Four Required.
 ⚡ Cut To Fit.
 ⊕ Replaces Both Upper and Lower Hose.
 ▲ 252660 Adaptor Required For Some Models.
 ✳ See Page A6 For Installation Procedure.

Power Steering Hose for Medium and Heavy-Duty Trucks

	Application	Assembly Number	Multi-Use Hose	End Fitting	Application	Assembly Number	Multi-Use Hose	End Fitting
SYSTEM PUMP & GEAR IDENT.	GMC - Continued				GMC - Continued			
	JE9500				JM7500			
	1972-1966				1971			
SYSTEM & COMPONENT IDENT.	GM V-8 637 ENG.				GM V-6 401 ENG.; GM V-6 432 ENG.; GM V-6 478 ENG.			
	Cyl.....	②71299			Cyl.....	②71299		
	Pressure	71307			Pressure	71307		
	Reservoir; W/1/2" I.D. Hose.....		☐		Reservoir; W/1/2" I.D. Hose.....		☐	
	Reservoir; W/5/8" I.D. Hose.....		⊕		Reservoir; W/5/8" I.D. Hose.....		⊕	
	Reservoir; W/3/4" I.D. Hose.....		✳		Reservoir; W/3/4" I.D. Hose.....		✳	
	Return; W/3/8" I.D. Hose		★		Return; W/3/8" I.D. Hose		★	
PASS. CARS	JI9500				1970-1966			
	1972-1970				GM V-6 305 ENG.; GM V-6 351 ENG.; GM V-6 379 ENG.; GM V-6 401 ENG.; GM V-6 432 ENG.; GM V-6 478 ENG.			
	DETROIT DIESEL 6-71N DIESEL ENG.				Cyl..... ②71299			
	Cyl.....	②71301		39212	Pressure	71307		
	Pressure	71302			Reservoir; W/1/2" I.D. Hose.....		☐	
	Reservoir; W/1/2" I.D. Hose.....		☐		Reservoir; W/5/8" I.D. Hose.....		⊕	
	Reservoir; W/5/8" I.D. Hose.....		⊕		Reservoir; W/3/4" I.D. Hose.....		✳	
	Reservoir; W/3/4" I.D. Hose.....		✳		Return; W/3/8" I.D. Hose		★	
	Return; W/3/8" I.D. Hose		★					
LIGHT TRUCKS	1969-1968				JM8500			
	DETROIT DIESEL 6-71 DIESEL ENG.; DETROIT DIESEL 6-71N DIESEL ENG.				1971-1966			
	Cyl..... ②71301				GM V-6 401 ENG.; GM V-6 432 ENG.; GM V-6 478 ENG.			
	Cyl.....	②71301		39212	Cyl.....	②71299		
	Pressure	71302			Pressure	71307		
	Reservoir; W/1/2" I.D. Hose.....		☐		Reservoir; W/1/2" I.D. Hose.....		☐	
	Reservoir; W/5/8" I.D. Hose.....		⊕		Reservoir; W/5/8" I.D. Hose.....		⊕	
	Reservoir; W/3/4" I.D. Hose.....		✳		Reservoir; W/3/4" I.D. Hose.....		✳	
	Return; W/3/8" I.D. Hose		★		Return; W/3/8" I.D. Hose		★	
MEDIUM/HEAVY TRUCKS	1967-1966				JN7500			
	DETROIT DIESEL 6-71N DIESEL ENG.				1968-1966			
	Cyl..... ②71301				DETROIT DIESEL 6V-53 DIESEL ENG.			
	Cyl.....	②71301		39212	Cyl.; W/Short Hood; W/75" Hose	②71305		
	Pressure	71302			Cyl.; W/O Short Hood; W/17" Hose	②71299		
	Reservoir; W/1/2" I.D. Hose.....		☐		Pressure; W/Short Hood.....	71307		
	Reservoir; W/5/8" I.D. Hose.....		⊕		Pressure; W/O Short Hood.....	71305		39854
	Reservoir; W/3/4" I.D. Hose.....		✳		Reservoir; W/1/2" I.D. Hose.....		☐	
	Return; W/3/8" I.D. Hose		★		Reservoir; W/5/8" I.D. Hose.....		⊕	
					Reservoir; W/3/4" I.D. Hose.....		✳	
					Return; W/3/8" I.D. Hose		★	
BUSES	JJ7500				JN8500			
	1969-1967				1968-1967			
	GMC D637 DIESEL ENG.; GMC DH637 DIESEL ENG.				DETROIT DIESEL 6V-53 DIESEL ENG.			
	Cyl.....	②71299			Cyl.; W/Short Hood; W/75" Hose	②71305		
	Pressure	71308			Cyl.; W/O Short Hood; W/17" Hose	②71299		
	Reservoir; W/1/2" I.D. Hose.....		☐		Pressure; W/Short Hood.....	71307		
	Reservoir; W/5/8" I.D. Hose.....		⊕		Pressure; W/O Short Hood.....	71305		39854
	Reservoir; W/3/4" I.D. Hose.....		✳		Reservoir; W/1/2" I.D. Hose.....		☐	
	Return; W/3/8" I.D. Hose		★		Reservoir; W/5/8" I.D. Hose.....		⊕	
					Reservoir; W/3/4" I.D. Hose.....		✳	
					Return; W/3/8" I.D. Hose		★	
HOSE NUMERICAL	JJ9500				1966			
	1969-1966				DETROIT DIESEL 6V-53 DIESEL ENG.			
	GMC D637 DIESEL ENG.; GMC DH637 DIESEL ENG.				Cyl.; W/Short Hood; W/75" Hose			
	Cyl.....	②71299			Cyl.; W/O Short Hood; W/17" Hose	②71299		
	Pressure	71308			Pressure; W/Short Hood.....	71307		
	Reservoir; W/1/2" I.D. Hose.....		☐		Pressure; W/O Short Hood.....	71305		39854
	Reservoir; W/5/8" I.D. Hose.....		⊕		Reservoir; W/1/2" I.D. Hose.....		☐	
	Reservoir; W/3/4" I.D. Hose.....		✳		Reservoir; W/5/8" I.D. Hose.....		⊕	
	Return; W/3/8" I.D. Hose		★		Reservoir; W/3/4" I.D. Hose.....		✳	
					Return; W/3/8" I.D. Hose		★	
REPAIR KITS	JJ9500				1966			
	1969-1966				DETROIT DIESEL 6V-53 DIESEL ENG.			
	GMC D637 DIESEL ENG.; GMC DH637 DIESEL ENG.				Cyl.; W/Short Hood; W/75" Hose			
	Cyl.....	②71299			Cyl.; W/O Short Hood; W/17" Hose	②71299		
	Pressure	71308			Pressure; W/Short Hood.....	71307		
	Reservoir; W/1/2" I.D. Hose.....		☐		Pressure; W/O Short Hood.....	71305		39854
	Reservoir; W/5/8" I.D. Hose.....		⊕		Reservoir; W/1/2" I.D. Hose.....		☐	
	Reservoir; W/3/4" I.D. Hose.....		✳		Reservoir; W/5/8" I.D. Hose.....		⊕	
	Return; W/3/8" I.D. Hose		★		Reservoir; W/3/4" I.D. Hose.....		✳	
					Return; W/3/8" I.D. Hose		★	
KIT NUMERICAL	JJ9500				1966			
	1969-1966				DETROIT DIESEL 6V-53 DIESEL ENG.			
	GMC D637 DIESEL ENG.; GMC DH637 DIESEL ENG.				Cyl.; W/Short Hood; W/75" Hose			
	Cyl.....	②71299			Cyl.; W/O Short Hood; W/17" Hose	②71299		
	Pressure	71308			Pressure; W/Short Hood.....	71307		
	Reservoir; W/1/2" I.D. Hose.....		☐		Pressure; W/O Short Hood.....	71305		39854
	Reservoir; W/5/8" I.D. Hose.....		⊕		Reservoir; W/1/2" I.D. Hose.....		☐	
	Reservoir; W/3/4" I.D. Hose.....		✳		Reservoir; W/5/8" I.D. Hose.....		⊕	
	Return; W/3/8" I.D. Hose		★		Reservoir; W/3/4" I.D. Hose.....		✳	
					Return; W/3/8" I.D. Hose		★	
ILLUSTRATIONS								

* Cut From C.P.E. 3/8" I.D. Hose: 71350 (48"), 81352 (25").
 † Cut From S.A.E. 11/32" I.D. Hose: 80062 (12"), 80063 (24"), 80064 (36"), 81353 (25").
 ★ Cut From S.A.E. 3/8" I.D. Hose: 71224 (24"), 71236 (36"), 71206 (48"), 81206 (25"). May Also Use 3/8" C.P.E.
 ⊕ Cut From S.A.E. 5/8" I.D. Hose: 71351 (36").
 ☐ Cut From 1/2" I.D. Suction Hose: 71296 (36"), 81354 (10").
 ⊕ Cut From 5/8" I.D. Suction Hose: 71207 (42"), 81355 (10").
 ✳ Cut From 3/4" I.D. Suction Hose: 71297 (36"), 81356 (10").
 ☆ See Page A14 For Pump or Gear Identification.

② Two Required.
 ③ Three Required.
 ④ Four Required.
 ✂ Cut To Fit.
 ⊕ Replaces Both Upper and Lower Hose.
 ▲ 252660 Adaptor Required For Some Models.
 ✳ See Page A6 For Installation Procedure.

Power Steering Hose for Medium and Heavy-Duty Trucks

Application	Assembly Number	Multi-Use Hose	End Fitting	Application	Assembly Number	Multi-Use Hose	End Fitting
GMC - Continued				GMC - Continued			
JN8500 - Continued				JV8500 - Continued			
1966 - Continued				1968-1966			
DETROIT DIESEL 6V-53 DIESEL ENG. - Continued				DETROIT DIESEL 6V-53 DIESEL ENG.			
Reservoir; W/5/8" I.D. Hose.....		✦		Cyl.; W/Short Hood; W/75" Hose.....	②71305		
Reservoir; W/3/4" I.D. Hose.....		✦		Cyl.; W/O Short Hood; W/17" Hose.....	②71299		
Return; W/3/8" I.D. Hose.....		★		Pressure; W/Short Hood.....	71307		
DETROIT DIESEL 6V-53N DIESEL ENG.; DETROIT DIESEL 6V-53T DIESEL ENG.				Pressure; W/O Short Hood.....	71305		39854
Cyl.....	②71299			Reservoir; W/1/2" I.D. Hose.....		□	
Pressure.....	71305		39854	Reservoir; W/5/8" I.D. Hose.....		✦	
Reservoir; W/1/2" I.D. Hose.....		□		Reservoir; W/3/4" I.D. Hose.....		✦	
Reservoir; W/5/8" I.D. Hose.....		✦		Return; W/3/8" I.D. Hose.....		★	
Reservoir; W/3/4" I.D. Hose.....		✦		M6500			
Return.....		★		1978			
JV7500				GM V-8 366 ENG.; GM V-8 427 ENG.; GM V-8 454 ENG.			
1977-1973				Cyl.....	②71301		
DETROIT DIESEL 6V-53 DIESEL ENG.				Pressure.....	71306		
Pressure.....	71305		39854	Reservoir.....		✦	
Reservoir; W/1/2" I.D. Hose.....		□		Return.....		★	
Reservoir; W/5/8" I.D. Hose.....		✦		ME6500			
Reservoir; W/3/4" I.D. Hose.....		✦		1977-1973			
Return; W/3/8" I.D. Hose.....		★		GM V-8 366 ENG.; GM V-8 427 ENG.; GM V-8 454 ENG.			
1972-1969				Cyl.....	②71301		
DETROIT DIESEL 6V-53 DIESEL ENG.				Pressure.....	71306		
Cyl.....	②71299			Reservoir.....		✦	
Pressure.....	71305		39854	Return.....		★	
Reservoir; W/1/2" I.D. Hose.....		□		ME9500			
Reservoir; W/5/8" I.D. Hose.....		✦		1972-1970			
Reservoir; W/3/4" I.D. Hose.....		✦		GM V-8 637 ENG.			
Return; W/3/8" I.D. Hose.....		★		Cyl.....	②71299		
1968-1966				Pressure.....	71307		
DETROIT DIESEL 6V-53 DIESEL ENG.				Reservoir; W/1/2" I.D. Hose.....		□	
Cyl.; W/Short Hood; W/75" Hose.....	②71305			Reservoir; W/5/8" I.D. Hose.....		✦	
Cyl.; W/O Short Hood; W/17" Hose.....	②71299			Reservoir; W/3/4" I.D. Hose.....		✦	
Pressure; W/Short Hood.....	71307			Return; W/3/8" I.D. Hose.....		★	
Pressure; W/O Short Hood.....	71305		39854	1968-1966			
Reservoir; W/1/2" I.D. Hose.....		□		GM V-8 637 ENG.			
Reservoir; W/5/8" I.D. Hose.....		✦		Cyl.....	②71299		
Reservoir; W/3/4" I.D. Hose.....		✦		Pressure.....	71307		
Return; W/3/8" I.D. Hose.....		★		Reservoir; W/1/2" I.D. Hose.....		□	
JV8500				Reservoir; W/5/8" I.D. Hose.....		✦	
1977-1973				Reservoir; W/3/4" I.D. Hose.....		✦	
DETROIT DIESEL 6V-53 DIESEL ENG.				Return; W/3/8" I.D. Hose.....		★	
Pressure.....	71305		39854	1968-1966			
Reservoir; W/1/2" I.D. Hose.....		□		GM V-8 637 ENG.			
Reservoir; W/5/8" I.D. Hose.....		✦		Cyl.....	②71299		
Reservoir; W/3/4" I.D. Hose.....		✦		Pressure.....	71307		
Return; W/3/8" I.D. Hose.....		★		Reservoir; W/1/2" I.D. Hose.....		□	
1972-1969				Reservoir; W/5/8" I.D. Hose.....		✦	
DETROIT DIESEL 6V-53 DIESEL ENG.				Reservoir; W/3/4" I.D. Hose.....		✦	
Cyl.....	②71299			Return; W/3/8" I.D. Hose.....		★	
Pressure.....	71305		39854	M19500			
Reservoir; W/1/2" I.D. Hose.....		□		1972-1966			
Reservoir; W/5/8" I.D. Hose.....		✦		DETROIT DIESEL 6-71N DIESEL ENG.			
Reservoir; W/3/4" I.D. Hose.....		✦		Cyl.....	②71301		
Return; W/3/8" I.D. Hose.....		★		Pressure.....	71302		39212

SYSTEM PUMP & GEAR IDENT.

SYSTEM & COMPONENT IDENT.

PASS. CARS

LIGHT TRUCKS

MEDIUM/HEAVY TRUCKS

BUSES

HOSE NUMERICAL

REPAIR KITS

KIT NUMERICAL

ILLUSTRATIONS

* Cut From C.P.E. 3/8" I.D. Hose: 71350 (48"), 81352 (25').
 † Cut From S.A.E. 11/32" I.D. Hose: 80062 (12"), 80063 (24"), 80064 (36"), 81353 (25').
 ★ Cut From S.A.E. 3/8" I.D. Hose: 71224 (24"), 71236 (36"), 71206 (48"), 81206 (25'). May Also Use 3/8" C.P.E.
 ✦ Cut From S.A.E. 5/8" I.D. Hose: 71351 (36").
 □ Cut From 1/2" I.D. Suction Hose: 71296 (36"), 81354 (10').
 ✧ Cut From 5/8" I.D. Suction Hose: 71207 (42"), 81355 (10').
 ✧ Cut From 3/4" I.D. Suction Hose: 71297 (36"), 81356 (10').
 ☆ See Page A14 For Pump or Gear Identification.

② Two Required.
 ③ Three Required.
 ④ Four Required.
 ✧ Cut To Fit.
 ✧ Replaces Both Upper and Lower Hose.
 ▲ 252660 Adaptor Required For Some Models.
 ✦ See Page A6 For Installation Procedure.

Power Steering Hose for Medium and Heavy-Duty Trucks

	Application	Assembly Number	Multi-Use Hose	End Fitting	Application	Assembly Number	Multi-Use Hose	End Fitting
SYSTEM PUMP & GEAR IDENT.	GMC - Continued				GMC - Continued			
	MM6500				P3500 - Continued			
	1974-1973				1979 - Continued			
SYSTEM & COMPONENT IDENT.	GM V-6 401 ENG.; GM V-6 432 ENG.; GM V-6 478 ENG.				GM V-8 350 ENG. - Continued			
	Cyl.....	②71301			Pressure - Hydroboost To Gear; Hydroboost System	91581		
	Pressure; W/Air Brakes.....	71300		39854	Pressure - Pump To Hydroboost; Hydroboost System	70911		
	Pressure; W/Hyd. Brakes.....	71305			Return; Conventional System		★	
	Reservoir		✱		Return - Hydroboost To Tee; Hydroboost System	③<70551	★36"	
	Return		★		Return - Gear To Tee; Hydroboost System.....		★19"	39135
PASS. CARS	1972-1970				GM V-8 454 ENG.			
	GM V-6 401 ENG.; GM V-6 432 ENG.; GM V-6 478 ENG.				Pressure; Motor Home.....			
	Cyl.....	②71301			Pressure; Exc. Motor Home	70933		
	Pressure	71305			Return	70911	★	
	Reservoir		✱					
	Return		★					
LIGHT TRUCKS	P3500				1978			
	1995				GM 6-CYL. 292 ENG.			
	GM V-8 6.5 L DIESEL ENG.				Pressure			
	Pressure - Hydroboost To Gear; W/Front I-Beam Suspension.....	91537			Return	70910	★	
	Pressure - Hydroboost To Gear; W/O Front I-Beam Suspension.....	91470						
	Pressure - Pump To Hydroboost; Motor Home.....	80065			GM V-8 350 ENG.			
	Pressure - Pump To Hydroboost; W/Brake Warning System; Exc. Motor Home	91821			Pressure; Motor Home; W/10,000 Lb. Axle.....	70912		
MEDIUM/HEAVY TRUCKS	Pressure - Pump To Hydroboost; W/O Brake Warning System; Exc. Motor Home.....	91822			Pressure; Exc. Motor Home	70911	★	
	Return - Gear To Pump; Motor Home...		✱		Return			
	Return - Gear To Pump; Exc. Motor Home.....			✱14"	GM V-8 454 ENG.			
	Return - Hydroboost To Pump; Motor Home.....		✱		Pressure; Motor Home.....	70933	★	
BUSES	Return - Hydroboost To Pump; Exc. Motor Home			✱33"	Return			
	GM V-8 7.4 L ENG.							
	Pressure - Hydroboost To Gear; Hydroboost System; Motor Home; W/O 4-Wheel Disc Brakes	91727			T6000			
HOSE NUMERICAL	1994				1978-1974			
	GM V-8 7.4 L ENG.				GM V-8 350 ENG.			
	Pressure - Hydroboost To Gear; Hydroboost System; Motor Home; W/O 4-Wheel Disc Brakes	91727			Cyl.....	②71305		
					Pressure	71304		
REPAIR KITS	1993				Reservoir			
	GM V-8 7.4 L ENG.				Return			
	Pressure - Hydroboost To Gear; Hydroboost System; Motor Home.....	91727					✱	
KIT NUMERICAL	1979				GM V-8 366 ENG.; GM V-8 427 ENG.			
	GM 6-CYL. 292 ENG.				Cyl.....			
	Pressure	70910			Pressure	②71305		
	Return		★		Pressure	71303		
					Reservoir		✱	
					Return			
ILLUSTRATIONS	GM V-8 350 ENG.				1972-1970			
	Pressure; Conventional System; Motor Home; W/10,000 Lb. Axle	70912			GM V-8 366 ENG.; GM V-8 427 ENG.			
	Pressure; Conventional System; Exc. Motor Home	70911			Cyl.....	②71305		
					Pressure	71303		
					Reservoir		✱	
					Return			

✱ Cut From C.P.E. 3/8" I.D. Hose: 71350 (48"), 81352 (25").

† Cut From S.A.E. 11/32" I.D. Hose: 80062 (12"), 80063 (24"), 80064 (36"), 81353 (25").

★ Cut From S.A.E. 3/8" I.D. Hose: 71224 (24"), 71236 (36"), 71206 (48"), 81206 (25"). May Also Use 3/8" C.P.E.

✱ Cut From S.A.E. 5/8" I.D. Hose: 71351 (36").

□ Cut From 1/2" I.D. Suction Hose: 71296 (36"), 81354 (10').

✱ Cut From 5/8" I.D. Suction Hose: 71207 (42"), 81355 (10').

✱ Cut From 3/4" I.D. Suction Hose: 71297 (36"), 81356 (10').

☆ See Page A14 For Pump or Gear Identification.

② Two Required.

③ Three Required.

④ Four Required.

< Cut To Fit.

✱ Replaces Both Upper and Lower Hose.

▲ 252660 Adaptor Required For Some Models.

✱ See Page A6 For Installation Procedure.

Power Steering Hose for Medium and Heavy-Duty Trucks

Application	Assembly Number	Multi-Use Hose	End Fitting	Application	Assembly Number	Multi-Use Hose	End Fitting
GMC - Continued				GMC - Continued			
T6000 - Continued				TE5500 - Continued			
1972-1970 - Continued				1971			
GM V-8 366 ENG.; GM V-8 427 ENG. - Continued				GM V-8 307 ENG.			
Return		★		Reservoir		✧	
1969				GM V-8 350 ENG.			
GM V-8 366 ENG.; GM V-8 427 ENG.; GM V-8 454 ENG.				Cyl.....	②71305		
Cyl.....	②71305			Pressure	71304		
Pressure	71303			Reservoir		✧	
Reservoir		✧		Return		★	
Return		★		GM V-8 366 ENG.; GM V-8 427 ENG.			
1968-1967				Cyl.....	②71305		
GM V-8 366 ENG.; GM V-8 427 ENG.; GM V-8 454 ENG.				Pressure	71303		
Cyl.....	②71305			Reservoir		✧	
Pressure	71305			Return		★	
Reservoir		✧		1970			
Return		★		GM V-8 350 ENG.			
1966				Cyl.....	②71305		
GM V-8 283 ENG.; GM V-8 327 ENG.; GM V-8 366 ENG.; GM V-8 427 ENG.; GM V-8 454 ENG.				Pressure	71304		
Cyl.....	②71305			Reservoir		✧	
Pressure	71305			Return		★	
Reservoir		✧		GM V-8 366 ENG.; GM V-8 427 ENG.			
Return		★		Cyl.....	②71305		
1965-1963				Pressure	71303		
GM V-8 283 ENG.; GM V-8 327 ENG.				Reservoir		✧	
Cyl.....	②71305			Return		★	
Pressure	71305			1969			
Reservoir		✧		GM V-8 366 ENG.; GM V-8 427 ENG.			
Return		★		Cyl.....	②71305		
T6500				Pressure	71303		
1978				Reservoir		✧	
GM V-8 366 ENG.; GM V-8 427 ENG.				Return		★	
Cyl.....	②71305			1968			
Pressure	71303			GM V-8 283 ENG.; GM V-8 307 ENG.; GM V-8 327 ENG.; GM V-8 366 ENG.; GM V-8 427 ENG.; GM V-8 454 ENG.			
Reservoir		✧		Cyl.....	②71305		
Return		★		Pressure	71305		
TE5500				Reservoir		✧	
1977-1973				Return		★	
GM V-8 366 ENG.; GM V-8 427 ENG.				1967-1966			
Cyl.....	②71305			GM V-8 283 ENG.; GM V-8 327 ENG.; GM V-8 366 ENG.; GM V-8 427 ENG.; GM V-8 454 ENG.			
Pressure	71303			Cyl.....	②71305		
Reservoir		✧		Pressure	71305		
Return		★		Reservoir		✧	
1972				Return		★	
GM V-8 350 ENG.				1965-1963			
Cyl.....	②71305			GM V-8 283 ENG.; GM V-8 327 ENG.			
Pressure	71304			Cyl.....	②71305		
Reservoir		✧		Pressure	71305		
Return		★		Reservoir		✧	
GM V-8 366 ENG.; GM V-8 427 ENG.				Return		★	
Cyl.....	②71305			TE6500			
Pressure	71303			1977-1969			
Reservoir		✧		GM V-8 366 ENG.; GM V-8 427 ENG.			
Return		★		Cyl.....	②71305		

- SYSTEM PUMP & GEAR IDENT.
- SYSTEM & COMPONENT IDENT.
- PASS. CARS
- LIGHT TRUCKS
- MEDIUM/HEAVY TRUCKS
- BUSES
- HOSE NUMERICAL
- REPAIR KITS
- KIT NUMERICAL
- ILLUSTRATIONS

* Cut From C.P.E. 3/8" I.D. Hose: 71350 (48"), 81352 (25').
 † Cut From S.A.E. 11/32" I.D. Hose: 80062 (12"), 80063 (24"), 80064 (36"), 81353 (25').
 ★ Cut From S.A.E. 3/8" I.D. Hose: 71224 (24"), 71236 (36"), 71206 (48"), 81206 (25'). May Also Use 3/8" C.P.E.
 ✧ Cut From S.A.E. 5/8" I.D. Hose: 71351 (36").
 □ Cut From 1/2" I.D. Suction Hose: 71296 (36"), 81354 (10').
 ✧ Cut From 5/8" I.D. Suction Hose: 71207 (42"), 81355 (10').
 * Cut From 3/4" I.D. Suction Hose: 71297 (36"), 81356 (10').
 ☆ See Page A14 For Pump or Gear Identification.

② Two Required.
 ③ Three Required.
 ④ Four Required.
 ✧ Cut To Fit.
 ✧ Replaces Both Upper and Lower Hose.
 ▲ 252660 Adaptor Required For Some Models.
 ✧ See Page A6 For Installation Procedure.

Power Steering Hose for Medium and Heavy-Duty Trucks

	Application	Assembly Number	Multi-Use Hose	End Fitting	Application	Assembly Number	Multi-Use Hose	End Fitting
SYSTEM PUMP & GEAR IDENT.	GMC - Continued				GMC - Continued			
	TE6500 - Continued				TG6000 - Continued			
	1977-1969 - Continued				1975-1974 - Continued			
SYSTEM & COMPONENT IDENT.	GM V-8 366 ENG.; GM V-8 427 ENG. - Continued				GMC D478 DIESEL ENG.; GMC DH478 DIESEL ENG. - Continued			
	Pressure	71303			Return		★	
	Reservoir		✦					
	Return		★					
	1968-1966				1973			
	GM V-8 366 ENG.; GM V-8 427 ENG.; GM V-8 454 ENG.				GMC D478 DIESEL ENG.; GMC DH478 DIESEL ENG.			
	Cyl.....	②71305			Cyl.....	②71305		
	Pressure	71305			Pressure; W/Hyd. Brakes.....	71305		
	Reservoir		✦		Pressure; W/O Hyd. Brakes	71307		
PASS. CARS	Return		★		Reservoir		✦	
	TE9500				1972			
	1968				GMC D478 DIESEL ENG.; GMC DH478 DIESEL ENG.			
	GM V-8 637 ENG.				Cyl..... ②71305			
	Cyl.....	②71299			Reservoir		✦	
	Pressure	71307			Return		★	
	Reservoir; W/1/2" I.D. Hose.....		□					
	Reservoir; W/5/8" I.D. Hose.....		✦					
	Reservoir; W/3/4" I.D. Hose.....		✦					
LIGHT TRUCKS	Return; W/3/8" I.D. Hose.....		★		1969-1967			
	TG5500				GMC D478 DIESEL ENG.; GMC DH478 DIESEL ENG.			
	1975-1974				Cyl..... ②71305			
	GMC D478 DIESEL ENG.; GMC DH478 DIESEL ENG.				Pressure; W/F090 Axle..... 71308			
	Cyl.....	②71305			Pressure; W/O F090 Axle.....	71307		
	Pressure; W/F090 Axle.....	71308			Reservoir		✦	
	Pressure; W/O F090 Axle.....	71307			Return		★	
	Reservoir		✦					
	Return		★		1974			
	1973				GMC D478 DIESEL ENG.; GMC DH478 DIESEL ENG.			
	GMC D478 DIESEL ENG.; GMC DH478 DIESEL ENG.				Cyl..... ②71305			
	Cyl.....	②71305			Pressure; W/F090 Axle.....	71308		
	Pressure; W/Hyd. Brakes.....	71305			Pressure; W/O F090 Axle.....	71307		
	Pressure; W/O Hyd. Brakes	71307			Reservoir		✦	
	Reservoir		✦		Return		★	
	Return		★		1973			
MEDIUM/HEAVY TRUCKS	1972				GMC D478 DIESEL ENG.; GMC DH478 DIESEL ENG.			
	GMC D478 DIESEL ENG.; GMC DH478 DIESEL ENG.				Cyl..... ②71305			
	Cyl.....	②71305			Pressure; W/Hyd. Brakes.....	71305		
	Reservoir		✦		Pressure; W/O Hyd. Brakes	71307		
	Return		★		Reservoir		✦	
	1973				GMC D478 DIESEL ENG.; GMC DH478 DIESEL ENG.			
	GMC D478 DIESEL ENG.; GMC DH478 DIESEL ENG.				Cyl..... ②71305			
	Cyl.....	②71305			Pressure; W/Hyd. Brakes.....	71305		
	Pressure; W/Hyd. Brakes.....	71305			Pressure; W/O Hyd. Brakes	71307		
	Pressure; W/O Hyd. Brakes	71307			Reservoir		✦	
	Reservoir		✦		Return		★	
	Return		★		1972			
BUSES	1972				GMC D478 DIESEL ENG.; GMC DH478 DIESEL ENG.			
	GMC D478 DIESEL ENG.; GMC DH478 DIESEL ENG.				Cyl..... ②71305			
	Cyl.....	②71305			Reservoir		✦	
	Reservoir		✦		Return		★	
	Return		★		1973			
	1972				GMC D478 DIESEL ENG.; GMC DH478 DIESEL ENG.			
	GMC D478 DIESEL ENG.; GMC DH478 DIESEL ENG.				Cyl..... ②71305			
	Cyl.....	②71305			Pressure; W/Hyd. Brakes.....	71305		
	Reservoir		✦		Pressure; W/O Hyd. Brakes	71307		
	Return		★		Reservoir		✦	
	1969-1967				GMC D478 DIESEL ENG.; GMC DH478 DIESEL ENG.			
	GMC D478 DIESEL ENG.; GMC DH478 DIESEL ENG.				Cyl..... ②71305			
	Cyl.....	②71305			Reservoir		✦	
	Pressure	71305			Return		★	
	Reservoir		✦		TM5500			
	Return		★		1974			
HOSE NUMERICAL	1972				GM V-6 305 ENG.			
	GMC D478 DIESEL ENG.; GMC DH478 DIESEL ENG.				Pressure; W/F070, F090 Axles..... 71308			
	Cyl.....	②71305			Pressure; W/O F070, F090 Axles	71307		
	Reservoir		✦		Reservoir		✦	
	Return		★		Return		★	
	1969-1967				GM V-6 351 ENG.; GM V-6 379 ENG.			
	GMC D478 DIESEL ENG.; GMC DH478 DIESEL ENG.				Cyl..... ②71305			
	Cyl.....	②71305			Pressure; W/F070, F090 Axles.....	71308		
	Pressure	71305			Pressure; W/O F070, F090 Axles	71307		
	Reservoir		✦		Reservoir		✦	
	Return		★		Return		★	
	TG6000				1974			
	1975-1974				GM V-6 305 ENG.			
	GMC D478 DIESEL ENG.; GMC DH478 DIESEL ENG.				Pressure; W/F070, F090 Axles..... 71308			
	Cyl.....	②71305			Pressure; W/O F070, F090 Axles	71307		
	Pressure; W/F090 Axle.....	71308			Reservoir		✦	
	Pressure; W/O F090 Axle.....	71307			Return		★	
	Reservoir		✦		GM V-6 351 ENG.; GM V-6 379 ENG.			
	1973				Cyl..... ②71305			
	GMC D478 DIESEL ENG.; GMC DH478 DIESEL ENG.				Pressure; W/F070, F090 Axles..... 71308			
	Cyl.....	②71305			Pressure; W/O F070, F090 Axles	71307		
	Pressure; W/F090 Axle.....	71308			Reservoir		✦	
	Pressure; W/O F090 Axle.....	71307			Return		★	
	Reservoir		✦		1974			
	Return		★		GM V-6 305 ENG.			

* Cut From C.P.E. 3/8" I.D. Hose: 71350 (48"), 81352 (25').

† Cut From S.A.E. 11/32" I.D. Hose: 80062 (12"), 80063 (24"), 80064 (36"), 81353 (25').

★ Cut From S.A.E. 3/8" I.D. Hose: 71224 (24"), 71236 (36"), 71206 (48"), 81206 (25'). May Also Use 3/8" C.P.E.

✦ Cut From S.A.E. 5/8" I.D. Hose: 71351 (36").

□ Cut From 1/2" I.D. Suction Hose: 71296 (36"), 81354 (10').

✧ Cut From 5/8" I.D. Suction Hose: 71207 (42"), 81355 (10').

✧ Cut From 3/4" I.D. Suction Hose: 71297 (36"), 81356 (10').

☆ See Page A14 For Pump or Gear Identification.

② Two Required.

③ Three Required.

④ Four Required.

✧ Cut To Fit.

✧ Replaces Both Upper and Lower Hose.

▲ 252660 Adaptor Required For Some Models.

✧ See Page A6 For Installation Procedure.

ILLUSTRATIONS

Power Steering Hose for Medium and Heavy-Duty Trucks

Application	Assembly Number	Multi-Use Hose	End Fitting	Application	Assembly Number	Multi-Use Hose	End Fitting
GMC - Continued				GMC - Continued			
TM5500 - Continued				TM7500 - Continued			
1974 - Continued				1968-1966			
GM V-6 351 ENG.; GM V-6 379 ENG. - Continued				GM V-6 305 ENG.; GM V-6 351 ENG.; GM V-6 379 ENG.; GM V-6 401 ENG.; GM V-6 432 ENG.; GM V-6 478 ENG.			
Return.....		★		Cyl.....	②71305		
1973				Pressure.....	71304		
GM V-6 305 ENG.; GM V-6 351 ENG.; GM V-6 379 ENG.				Reservoir; W/1/2" I.D. Hose.....		□	
Cyl.....	②71305			Reservoir; W/5/8" I.D. Hose.....		⊕	
Pressure; W/F070, F090 Axles.....	71308			Reservoir; W/3/4" I.D. Hose.....		✱	
Pressure; W/O F070, F090 Axles.....	71307			Return; W/3/8" I.D. Hose.....		★	
Reservoir.....		⊕		TM8500			
Return.....		★		1968-1966			
1972-1970				GM V-6 401 ENG.; GM V-6 432 ENG.; GM V-6 478 ENG.			
GM V-6 305 ENG.; GM V-6 351 ENG.; GM V-6 379 ENG.				Cyl.....	②71305		
Cyl.....	②71305			Pressure.....	71304		
Pressure; W/H.D. Axle.....	71307		39212	Reservoir; W/1/2" I.D. Hose.....		□	
Pressure; W/Std. Axle.....	71302			Reservoir; W/5/8" I.D. Hose.....		⊕	
Reservoir.....		⊕		Reservoir; W/3/4" I.D. Hose.....		✱	
Return.....		★		Return; W/3/8" I.D. Hose.....		★	
TM6000				TOPKICK C5500			
1974-1973				1995-1992			
GM V-6 305 ENG.; GM V-6 351 ENG.; GM V-6 379 ENG.				GM V-8 6.0 L ENG.; GM V-8 7.0 L ENG.			
Cyl.....	②71305			Pressure - To Gear; W/Hyd. Brakes;			
Pressure; W/F070, F090 Axles.....	71308			W/Saginaw Stg. Gear; ☆N.....	91925		
Pressure; W/O F070, F090 Axles.....	71307			1991-1990			
Reservoir.....		⊕		GM V-8 6.0 L ENG.; GM V-8 7.0 L ENG.			
Return.....		★		Ross Stg. Gear.....	80223		
1972-1970				Pressure - To Gear; W/Hyd. Brakes;			
GM V-6 305 ENG.; GM V-6 351 ENG.; GM V-6 379 ENG.				W/Saginaw Stg. Gear; ☆N.....	91925		
Cyl.....	②71305			TOPKICK C6500			
Pressure; W/H.D. Axle.....	71307			1995-1992			
Pressure; W/Std. Axle.....	71302		39212	CATERPILLAR 3116 DIESEL ENG.			
Reservoir.....		⊕		Ross Stg. Gear.....	91942		
Return.....		★		Pressure - To Gear; W/Hyd. Brakes;			
TM6500				W/Saginaw Stg. Gear; ☆N.....	91925		
1974-1973				GM V-8 6.0 L ENG.; GM V-8 7.0 L ENG.			
GM V-6 305 ENG.; GM V-6 351 ENG.; GM V-6 379 ENG.				Pressure - To Gear; W/Hyd. Brakes;			
Cyl.....	②71305			W/Saginaw Stg. Gear; ☆N.....	91925		
Pressure; W/F070, F090 Axles.....	71308			1991-1990			
Pressure; W/O F070, F090 Axles.....	71307			CATERPILLAR 3116 DIESEL ENG.			
Reservoir.....		⊕		Ross Stg. Gear.....	91942		
Return.....		★		Pressure - To Gear; W/Hyd. Brakes;			
1972-1970				W/Saginaw Stg. Gear; ☆N.....	91925		
GM V-6 305 ENG.; GM V-6 351 ENG.; GM V-6 379 ENG.				GM V-8 6.0 L ENG.; GM V-8 7.0 L ENG.			
Cyl.....	②71305			Pressure - To Gear; W/Hyd. Brakes;			
Pressure; W/H.D. Axle.....	71307			W/Saginaw Stg. Gear; ☆N.....	91925		
Pressure; W/Std. Axle.....	71302		39212	1991-1990			
Reservoir.....		⊕		CATERPILLAR 3116 DIESEL ENG.			
Return.....		★		Ross Stg. Gear.....	91942		
TM7500				Pressure - To Gear; W/Hyd. Brakes;			
1973				W/Saginaw Stg. Gear; ☆N.....	91925		
GM V-6 401 ENG.; GM V-6 432 ENG.; GM V-6 478 ENG.				GM V-8 6.0 L ENG.; GM V-8 7.0 L ENG.			
Cyl.....	②71305			Pressure - To Gear; W/Hyd. Brakes;			
				W/Saginaw Stg. Gear; ☆N.....	91925		

SYSTEM PUMP & GEAR IDENT.

SYSTEM & COMPONENT IDENT.

PASS. CARS

LIGHT TRUCKS

MEDIUM/HEAVY TRUCKS

BUSES

HOSE NUMERICAL

REPAIR KITS

KIT NUMERICAL

ILLUSTRATIONS

* Cut From C.P.E. 3/8" I.D. Hose: 71350 (48"), 81352 (25').

† Cut From S.A.E. 11/32" I.D. Hose: 80062 (12"), 80063 (24"), 80064 (36"), 81353 (25').

★ Cut From S.A.E. 3/8" I.D. Hose: 71224 (24"), 71236 (36"), 71206 (48"), 81206 (25'). May Also Use 3/8" C.P.E.

✱ Cut From S.A.E. 5/8" I.D. Hose: 71351 (36").

□ Cut From 1/2" I.D. Suction Hose: 71296 (36"), 81354 (10').

⊕ Cut From 5/8" I.D. Suction Hose: 71207 (42"), 81355 (10').

✱ Cut From 3/4" I.D. Suction Hose: 71297 (36"), 81356 (10').

☆ See Page A14 For Pump or Gear Identification.

② Two Required.

③ Three Required.

④ Four Required.

⊕ Cut To Fit.

✱ Replaces Both Upper and Lower Hose.

▲ 252660 Adaptor Required For Some Models.

✱ See Page A6 For Installation Procedure.

Power Steering Hose for Medium and Heavy-Duty Trucks

	Application	Assembly Number	Multi-Use Hose	End Fitting	Application	Assembly Number	Multi-Use Hose	End Fitting
SYSTEM PUMP & GEAR IDENT.	GMC - Continued				GMC - Continued			
	TS5500 - Continued				WE9500 - Continued			
	1972-1970 - Continued				1972 - Continued			
SYSTEM & COMPONENT IDENT.	GM 6-CYL. 292 ENG. - Continued				GM V-8 637 ENG. - Continued			
	Reservoir		✳		Reservoir; W/1/2" I.D. Hose.....		☐	
	Return		★		Reservoir; W/5/8" I.D. Hose.....		✳	
	1969-1968				Reservoir; W/3/4" I.D. Hose.....		✳	
	GM 6-CYL. 292 ENG.				Return; W/3/8" I.D. Hose.....		★	
	Cyl.....	②71305			WM7500			
	Pressure	71304			1968-1966			
	Reservoir		✳		GM V-6 401 ENG.; GM V-6 432 ENG.; GM V-6 478 ENG.			
	Return		★		Cyl.....	②71305		
PASS. CARS	1967-1966				Pressure	71304		
	GM 6-CYL. 292 ENG.				Reservoir; W/1/2" I.D. Hose.....		☐	
	Cyl.....	②71305			Reservoir; W/5/8" I.D. Hose.....		✳	
	Pressure	71304			Reservoir; W/3/4" I.D. Hose.....		✳	
	Reservoir		✳		Return; W/3/8" I.D. Hose.....		★	
	Return		★		WM8500			
	1965-1963				1968-1966			
LIGHT TRUCKS	GM 6-CYL. 292 ENG.				GM V-6 401 ENG.; GM V-6 432 ENG.; GM V-6 478 ENG.			
	Cyl.....	②71305			Cyl.....	②71305		
	Pressure	71304			Pressure	71304		
	Reservoir		✳		Reservoir; W/1/2" I.D. Hose.....		☐	
	Return		★		Reservoir; W/5/8" I.D. Hose.....		✳	
	TV7500				Reservoir; W/3/4" I.D. Hose.....		✳	
	1977-1970				Return; W/3/8" I.D. Hose.....		★	
	DETROIT DIESEL 6V-53 DIESEL ENG.				WM8500			
	Cyl.....	②71305		39854	1968-1966			
	Pressure	71305			GM V-6 401 ENG.; GM V-6 432 ENG.; GM V-6 478 ENG.			
	Reservoir; W/1/2" I.D. Hose.....		☐		Cyl.....	②71305		
	Reservoir; W/5/8" I.D. Hose.....		✳		Pressure	71304		
	Reservoir; W/3/4" I.D. Hose.....		✳		Reservoir; W/1/2" I.D. Hose.....		☐	
	Return; W/3/8" I.D. Hose.....		★		Reservoir; W/5/8" I.D. Hose.....		✳	
	1969				Reservoir; W/3/4" I.D. Hose.....		✳	
	DETROIT DIESEL 6V-53 DIESEL ENG.				Return; W/3/8" I.D. Hose.....		★	
	Cyl.....	②71299			WV7500			
	Pressure	71305		39854	1977-1970			
	Reservoir; W/1/2" I.D. Hose.....		☐		DETROIT DIESEL 6V-53 DIESEL ENG.			
	Reservoir; W/5/8" I.D. Hose.....		✳		Cyl.....	②71305		
	Reservoir; W/3/4" I.D. Hose.....		✳		Pressure	71305		39854
	Return; W/3/8" I.D. Hose.....		★		Reservoir; W/1/2" I.D. Hose.....		☐	
	1969				Reservoir; W/5/8" I.D. Hose.....		✳	
	DETROIT DIESEL 6V-53 DIESEL ENG.				Reservoir; W/3/4" I.D. Hose.....		✳	
	Cyl.....	②71299			Return; W/3/8" I.D. Hose.....		★	
	Pressure	71305		39854	1967-1966			
	Reservoir; W/1/2" I.D. Hose.....		☐		DETROIT DIESEL 6V-53 DIESEL ENG.			
	Reservoir; W/5/8" I.D. Hose.....		✳		Cyl.; W/Short Hood; W/75" Hose.....	②71305		
	Reservoir; W/3/4" I.D. Hose.....		✳		Cyl.; W/O Short Hood; W/17" Hose.....	②71299		
	Return; W/3/8" I.D. Hose.....		★		Pressure; W/Short Hood.....	71307		
	1968-1966				Pressure; W/O Short Hood.....	71305		39854
	DETROIT DIESEL 6V-53 DIESEL ENG.				Reservoir; W/1/2" I.D. Hose.....		☐	
	Cyl.; W/Short Hood; W/75" Hose.....	②71305			Reservoir; W/5/8" I.D. Hose.....		✳	
	Cyl.; W/O Short Hood; W/17" Hose.....	②71299			Reservoir; W/3/4" I.D. Hose.....		✳	
	Pressure; W/Short Hood.....	71307			Return; W/3/8" I.D. Hose.....		★	
	Pressure; W/O Short Hood.....	71305		39854	INTERNATIONAL/NAVISTAR			
	Reservoir; W/1/2" I.D. Hose.....		☐		F1954			
	Reservoir; W/5/8" I.D. Hose.....		✳		1988-1986			
	Reservoir; W/3/4" I.D. Hose.....		✳		INTERNATIONAL/NAVISTAR DT466 DIESEL ENG.			
	Return; W/3/8" I.D. Hose.....		★		Pressure; W/Eaton P.S. Pump; W/Ross			
	WE9500				Stg. Gear; W/78" Hose; ☆A.....	80214		
	1972				Pressure; W/Eaton P.S. Pump; W/Ross			
	GM V-8 637 ENG.				Stg. Gear; W/100" Hose; ☆A.....	80216		
	Cyl.....	②71299			INTERNATIONAL/NAVISTAR			
	Pressure	71307			F1954			

✳ Cut From C.P.E. 3/8" I.D. Hose: 71350 (48"), 81352 (25").
 † Cut From S.A.E. 11/32" I.D. Hose: 80062 (12"), 80063 (24"), 80064 (36"), 81353 (25").
 ★ Cut From S.A.E. 3/8" I.D. Hose: 71224 (24"), 71236 (36"), 71206 (48"), 81206 (25"). May Also Use 3/8" C.P.E.
 ✳ Cut From S.A.E. 5/8" I.D. Hose: 71351 (36").
 ☐ Cut From 1/2" I.D. Suction Hose: 71296 (36"), 81354 (10").
 ✳ Cut From 5/8" I.D. Suction Hose: 71207 (42"), 81355 (10").
 ✳ Cut From 3/4" I.D. Suction Hose: 71297 (36"), 81356 (10").
 ☆ See Page A14 For Pump or Gear Identification.

② Two Required.
 ③ Three Required.
 ④ Four Required.
 ✳ Cut To Fit.
 ✳ Replaces Both Upper and Lower Hose.
 ▲ 252660 Adaptor Required For Some Models.
 ✳ See Page A6 For Installation Procedure.

Power Steering Hose for Medium and Heavy-Duty Trucks

Application	Assembly Number	Multi-Use Hose	End Fitting	Application	Assembly Number	Multi-Use Hose	End Fitting
INTERNATIONAL/NAVISTAR - Continued				INTERNATIONAL/NAVISTAR - Continued			
F1954 - Continued				F2554 - Continued			
1988-1986 - Continued				1988-1979 - Continued			
INTERNATIONAL/NAVISTAR DT466 DIESEL ENG. - Continued				INTERNATIONAL/NAVISTAR DT466 DIESEL ENG. - Continued			
Pressure - To Gear; W/Eaton P.S. Pump; W/Ross Stg. Gear; W/Hydro Max II; W/Hyd. Brakes; ☆A			91926	Pressure; W/Eaton P.S. Pump; W/Hyd. Brakes; ☆A	91926		
Pressure; W/Eaton P.S. Pump; W/Hyd. Brakes; ☆A			91926				
1984-1983				1978			
INTERNATIONAL/NAVISTAR DT466 DIESEL ENG.				INTERNATIONAL/NAVISTAR DT466 DIESEL ENG.; INTERNATIONAL/NAVISTAR DTA466 DIESEL ENG.; INTERNATIONAL/NAVISTAR DTI466 DIESEL ENG.			
Pressure; W/Eaton P.S. Pump; W/Ross Stg. Gear; W/78" Hose; ☆A			80214	Pressure; W/Eaton P.S. Pump; W/Ross Stg. Gear; W/78" Hose; ☆A	80214		
Pressure; W/Eaton P.S. Pump; W/Ross Stg. Gear; W/100" Hose; ☆A			80216	Pressure; W/Eaton P.S. Pump; W/Ross Stg. Gear; W/100" Hose; ☆A	80216		
Pressure - To Gear; W/Eaton P.S. Pump; W/Ross Stg. Gear; W/Hydro Max II; W/Hyd. Brakes; ☆A			91926	Pressure - To Gear; W/Eaton P.S. Pump; W/Ross Stg. Gear; W/Hydro Max II; W/Hyd. Brakes; ☆A	91926		
Pressure; W/Eaton P.S. Pump; W/Hyd. Brakes; ☆A			91926	Pressure; W/Eaton P.S. Pump; W/Hyd. Brakes; ☆A	91926		
1982-1980				F2654			
INTERNATIONAL/NAVISTAR DT466 DIESEL ENG.				1988-1980			
Pressure; W/Eaton P.S. Pump; W/Ross Stg. Gear; W/78" Hose; ☆A			80214	INTERNATIONAL/NAVISTAR DT466 DIESEL ENG.			
Pressure; W/Eaton P.S. Pump; W/Ross Stg. Gear; W/100" Hose; ☆A			80216	Pressure; W/Eaton P.S. Pump; W/Ross Stg. Gear; W/78" Hose; ☆A	80214		
Pressure - To Gear; W/Eaton P.S. Pump; W/Ross Stg. Gear; W/Hydro Max II; W/Hyd. Brakes; ☆A			91926	Pressure; W/Eaton P.S. Pump; W/Ross Stg. Gear; W/100" Hose; ☆A	80216		
Pressure; W/Eaton P.S. Pump; W/Hyd. Brakes; ☆A			91926	Pressure - To Gear; W/Eaton P.S. Pump; W/Ross Stg. Gear; W/Hydro Max II; W/Hyd. Brakes; ☆A	91926		
INTERNATIONAL/NAVISTAR V-8 9.0 L DIESEL ENG.				Pressure; W/Eaton P.S. Pump; W/Hyd. Brakes; ☆A			
Pressure; W/Rexroth P.S. Pump			80215				
Pressure - To Gear; W/Hyd. Brakes; W/Eaton P.S. Pump; ☆A			91926				
1979				R185			
INTERNATIONAL/NAVISTAR DT466 DIESEL ENG.; INTERNATIONAL/NAVISTAR DTA466 DIESEL ENG.; INTERNATIONAL/NAVISTAR DTI466 DIESEL ENG.				1968-1960			
Pressure; W/Eaton P.S. Pump; W/Ross Stg. Gear; W/78" Hose; ☆A			80214	INTERNATIONAL/NAVISTAR RD372 ENG.; INTERNATIONAL/NAVISTAR RD406 ENG.; INTERNATIONAL/NAVISTAR RD450 ENG.			
Pressure; W/Eaton P.S. Pump; W/Ross Stg. Gear; W/100" Hose; ☆A			80216	Pressure; Ser. No. 68185 & After	71303		
Pressure - To Gear; W/Eaton P.S. Pump; W/Ross Stg. Gear; W/Hydro Max II; W/Hyd. Brakes; ☆A			91926	Pressure; Ser. No. 68184 & Before	71302		
Pressure; W/Eaton P.S. Pump; W/Hyd. Brakes; ☆A			91926	R190			
F2554				1968-1960			
1988-1979				INTERNATIONAL/NAVISTAR RD372 ENG.; INTERNATIONAL/NAVISTAR RD406 ENG.; INTERNATIONAL/NAVISTAR RD450 ENG.			
INTERNATIONAL/NAVISTAR DT466 DIESEL ENG.				Pressure; Ser. No. 68185 & After			
Pressure; W/Eaton P.S. Pump; W/Ross Stg. Gear; W/78" Hose; ☆A			80214	Pressure; Ser. No. 68184 & Before	71302		
Pressure; W/Eaton P.S. Pump; W/Ross Stg. Gear; W/100" Hose; ☆A			80216	R200			
Pressure - To Gear; W/Eaton P.S. Pump; W/Ross Stg. Gear; W/Hydro Max II; W/Hyd. Brakes; ☆A			91926	1968-1960			
Pressure; W/Eaton P.S. Pump; W/Hyd. Brakes; ☆A			91926	INTERNATIONAL/NAVISTAR RD372 ENG.; INTERNATIONAL/NAVISTAR RD406 ENG.; INTERNATIONAL/NAVISTAR RD450 ENG.			
1988-1979				Pressure; Ser. No. 68185 & After			
INTERNATIONAL/NAVISTAR DT466 DIESEL ENG.				Pressure; Ser. No. 68184 & Before			
Pressure; W/Eaton P.S. Pump; W/Ross Stg. Gear; W/78" Hose; ☆A			80214				
Pressure; W/Eaton P.S. Pump; W/Ross Stg. Gear; W/100" Hose; ☆A			80216				
Pressure - To Gear; W/Eaton P.S. Pump; W/Ross Stg. Gear; W/Hydro Max II; W/Hyd. Brakes; ☆A			91926				
Pressure; W/Eaton P.S. Pump; W/Hyd. Brakes; ☆A			91926				

- SYSTEM PUMP & GEAR IDENT.
- SYSTEM & COMPONENT IDENT.
- PASS. CARS
- LIGHT TRUCKS
- MEDIUM/HEAVY TRUCKS
- BUSES
- HOSE NUMERICAL
- REPAIR KITS
- KIT NUMERICAL
- ILLUSTRATIONS

* Cut From C.P.E. 3/8" I.D. Hose: 71350 (48"), 81352 (25').
 † Cut From S.A.E. 1 1/32" I.D. Hose: 80062 (12"), 80063 (24"), 80064 (36"), 81353 (25').
 * Cut From S.A.E. 3/8" I.D. Hose: 71224 (24"), 71236 (36"), 71206 (48"), 81206 (25'). May Also Use 3/8" C.P.E.
 * Cut From S.A.E. 5/8" I.D. Hose: 71351 (36").
 □ Cut From 1/2" I.D. Suction Hose: 71296 (36"), 81354 (10').
 † Cut From 5/8" I.D. Suction Hose: 71207 (42"), 81355 (10').
 * Cut From 3/4" I.D. Suction Hose: 71297 (36"), 81356 (10').
 ☆ See Page A14 For Pump or Gear Identification.

② Two Required.
 ③ Three Required.
 ④ Four Required.
 ≪ Cut To Fit.
 ⊗ Replaces Both Upper and Lower Hose.
 ▲ 252660 Adaptor Required For Some Models.
 ✦ See Page A6 For Installation Procedure.

Power Steering Hose for Medium and Heavy-Duty Trucks

SYSTEM PUMP & GEAR IDENT.

SYSTEM & COMPONENT IDENT.

PASS. CARS

LIGHT TRUCKS

MEDIUM/HEAVY TRUCKS

BUSES

HOSE NUMERICAL

REPAIR KITS

KIT NUMERICAL

ILLUSTRATIONS

Application	Assembly Number	Multi-Use Hose	End Fitting
INTERNATIONAL/NAVISTAR - Continued			
R210			
1968-1960			
INTERNATIONAL/NAVISTAR RD372 ENG.; INTERNATIONAL/NAVISTAR RD406 ENG.; INTERNATIONAL/NAVISTAR RD450 ENG.			
Pressure; Ser. No. 68185 & After	71303		
Pressure; Ser. No. 68184 & Before	71302		
R220			
1968-1960			
INTERNATIONAL/NAVISTAR RD372 ENG.; INTERNATIONAL/NAVISTAR RD406 ENG.; INTERNATIONAL/NAVISTAR RD450 ENG.			
Pressure; Ser. No. 68185 & After	71303		
Pressure; Ser. No. 68184 & Before	71302		
R230			
1968-1960			
INTERNATIONAL/NAVISTAR RD372 ENG.; INTERNATIONAL/NAVISTAR RD406 ENG.; INTERNATIONAL/NAVISTAR RD450 ENG.			
Pressure; Ser. No. 68185 & After	71303		
Pressure; Ser. No. 68184 & Before	71302		
V190			
1968			
INTERNATIONAL/NAVISTAR V401 ENG.			
Pressure	71302		
INTERNATIONAL/NAVISTAR V461 ENG.; INTERNATIONAL/NAVISTAR V478 ENG.; INTERNATIONAL/NAVISTAR V549 ENG.			
Cyl.....	②71299		
Pressure	71302		
1967-1965			
INTERNATIONAL/NAVISTAR V401 ENG.; INTERNATIONAL/NAVISTAR V461 ENG.; INTERNATIONAL/NAVISTAR V478 ENG.; INTERNATIONAL/NAVISTAR V549 ENG.			
Cyl.....	②71299		
Pressure	71302		
V195			
1968-1965			
INTERNATIONAL/NAVISTAR V401 ENG.; INTERNATIONAL/NAVISTAR V461 ENG.; INTERNATIONAL/NAVISTAR V478 ENG.; INTERNATIONAL/NAVISTAR V549 ENG.			
Cyl.....	②71299		
Pressure	71302		

Application	Assembly Number	Multi-Use Hose	End Fitting
INTERNATIONAL/NAVISTAR - Continued			
V200			
1968-1965			
INTERNATIONAL/NAVISTAR V401 ENG.; INTERNATIONAL/NAVISTAR V461 ENG.; INTERNATIONAL/NAVISTAR V478 ENG.; INTERNATIONAL/NAVISTAR V549 ENG.			
Cyl.....	②71299		
Pressure	71302		
V210			
1968-1965			
INTERNATIONAL/NAVISTAR V401 ENG.; INTERNATIONAL/NAVISTAR V461 ENG.; INTERNATIONAL/NAVISTAR V478 ENG.; INTERNATIONAL/NAVISTAR V549 ENG.			
Cyl.....	②71299		
Pressure	71302		
V220			
1968-1965			
INTERNATIONAL/NAVISTAR V401 ENG.; INTERNATIONAL/NAVISTAR V461 ENG.; INTERNATIONAL/NAVISTAR V478 ENG.; INTERNATIONAL/NAVISTAR V549 ENG.			
Cyl.....	②71299		
Pressure	71302		
VCO190			
1968-1965			
INTERNATIONAL/NAVISTAR FTV549 ENG.; INTERNATIONAL/NAVISTAR FTVS549 ENG.; INTERNATIONAL/NAVISTAR V401 ENG.; INTERNATIONAL/NAVISTAR V461 ENG.; INTERNATIONAL/NAVISTAR V478 ENG.; INTERNATIONAL/NAVISTAR V549 ENG.; INTERNATIONAL/NAVISTAR VS401 ENG.; INTERNATIONAL/NAVISTAR VS478 ENG.; INTERNATIONAL/NAVISTAR VS549 ENG.			
Cyl.....	②71299		
Pressure	71300		
VCO200			
1968-1965			
INTERNATIONAL/NAVISTAR FTV549 ENG.; INTERNATIONAL/NAVISTAR FTVS549 ENG.; INTERNATIONAL/NAVISTAR V401 ENG.; INTERNATIONAL/NAVISTAR V461 ENG.; INTERNATIONAL/NAVISTAR V478 ENG.; INTERNATIONAL/NAVISTAR V549 ENG.; INTERNATIONAL/NAVISTAR VS401 ENG.; INTERNATIONAL/NAVISTAR VS478 ENG.; INTERNATIONAL/NAVISTAR VS549 ENG.			
Cyl.....	②71299		
Pressure	71300		

- * Cut From C.P.E. 3/8" I.D. Hose: 71350 (48"), 81352 (25').
- † Cut From S.A.E. 1 1/32" I.D. Hose: 80062 (12"), 80063 (24"), 80064 (36"), 81353 (25').
- ★ Cut From S.A.E. 3/8" I.D. Hose: 71224 (24"), 71236 (36"), 71206 (48"), 81206 (25'). May Also Use 3/8" C.P.E.
- ♣ Cut From S.A.E. 5/8" I.D. Hose: 71351 (36").
- Cut From 1/2" I.D. Suction Hose: 71296 (36"), 81354 (10').
- ⊕ Cut From 5/8" I.D. Suction Hose: 71207 (42"), 81355 (10').
- ✳ Cut From 3/4" I.D. Suction Hose: 71297 (36"), 81356 (10').
- ☆ See Page A14 For Pump or Gear Identification.

- ② Two Required.
- ③ Three Required.
- ④ Four Required.
- ≠ Cut To Fit.
- ⊗ Replaces Both Upper and Lower Hose.
- ▲ 252660 Adaptor Required For Some Models.
- ✦ See Page A6 For Installation Procedure.

Power Steering Hose for Medium and Heavy-Duty Trucks

Application	Assembly Number	Multi-Use Hose	End Fitting	Application	Assembly Number	Multi-Use Hose	End Fitting
INTERNATIONAL/NAVISTAR - Continued VCO220 1968-1965 INTERNATIONAL/NAVISTAR FTV549 ENG.; INTERNATIONAL/NAVISTAR FTVS549 ENG.; INTERNATIONAL/NAVISTAR V401 ENG.; INTERNATIONAL/NAVISTAR V461 ENG.; INTERNATIONAL/NAVISTAR V478 ENG.; INTERNATIONAL/NAVISTAR V549 ENG.; INTERNATIONAL/NAVISTAR VS401 ENG.; INTERNATIONAL/NAVISTAR VS478 ENG.; INTERNATIONAL/NAVISTAR VS549 ENG. Cyl..... ②71299 Pressure 71300				INTERNATIONAL/NAVISTAR - Continued VCOF220 1968-1965 INTERNATIONAL/NAVISTAR FTV549 ENG.; INTERNATIONAL/NAVISTAR FTVS549 ENG.; INTERNATIONAL/NAVISTAR V401 ENG.; INTERNATIONAL/NAVISTAR V461 ENG.; INTERNATIONAL/NAVISTAR V478 ENG.; INTERNATIONAL/NAVISTAR V549 ENG.; INTERNATIONAL/NAVISTAR VS401 ENG.; INTERNATIONAL/NAVISTAR VS478 ENG.; INTERNATIONAL/NAVISTAR VS549 ENG. Cyl..... ②71299 Pressure 71300			
VCO405 1968-1962 INTERNATIONAL/NAVISTAR FTV549 ENG.; INTERNATIONAL/NAVISTAR FTVS549 ENG.; INTERNATIONAL/NAVISTAR V401 ENG.; INTERNATIONAL/NAVISTAR V461 ENG.; INTERNATIONAL/NAVISTAR V478 ENG.; INTERNATIONAL/NAVISTAR V549 ENG.; INTERNATIONAL/NAVISTAR VS401 ENG.; INTERNATIONAL/NAVISTAR VS478 ENG.; INTERNATIONAL/NAVISTAR VS549 ENG. Cyl..... ②71299 Pressure 71300				VCOF405 1968-1962 INTERNATIONAL/NAVISTAR FTV549 ENG.; INTERNATIONAL/NAVISTAR FTVS549 ENG.; INTERNATIONAL/NAVISTAR V401 ENG.; INTERNATIONAL/NAVISTAR V461 ENG.; INTERNATIONAL/NAVISTAR V478 ENG.; INTERNATIONAL/NAVISTAR V549 ENG.; INTERNATIONAL/NAVISTAR VS401 ENG.; INTERNATIONAL/NAVISTAR VS478 ENG.; INTERNATIONAL/NAVISTAR VS549 ENG. Cyl..... ②71299 Pressure 71300			
VCOF190 1968-1965 INTERNATIONAL/NAVISTAR FTV549 ENG.; INTERNATIONAL/NAVISTAR FTVS549 ENG.; INTERNATIONAL/NAVISTAR V401 ENG.; INTERNATIONAL/NAVISTAR V461 ENG.; INTERNATIONAL/NAVISTAR V478 ENG.; INTERNATIONAL/NAVISTAR V549 ENG.; INTERNATIONAL/NAVISTAR VS401 ENG.; INTERNATIONAL/NAVISTAR VS478 ENG.; INTERNATIONAL/NAVISTAR VS549 ENG. Cyl..... ②71299 Pressure 71300				VCOT405 1968-1962 INTERNATIONAL/NAVISTAR FTV549 ENG.; INTERNATIONAL/NAVISTAR FTVS549 ENG.; INTERNATIONAL/NAVISTAR V401 ENG.; INTERNATIONAL/NAVISTAR V461 ENG.; INTERNATIONAL/NAVISTAR V478 ENG.; INTERNATIONAL/NAVISTAR V549 ENG.; INTERNATIONAL/NAVISTAR VS401 ENG.; INTERNATIONAL/NAVISTAR VS478 ENG.; INTERNATIONAL/NAVISTAR VS549 ENG. Cyl..... ②71299 Pressure 71300			
VCOF200 1968-1965 INTERNATIONAL/NAVISTAR FTV549 ENG.; INTERNATIONAL/NAVISTAR FTVS549 ENG.; INTERNATIONAL/NAVISTAR V401 ENG.; INTERNATIONAL/NAVISTAR V461 ENG.; INTERNATIONAL/NAVISTAR V478 ENG.; INTERNATIONAL/NAVISTAR V549 ENG.; INTERNATIONAL/NAVISTAR VS401 ENG.; INTERNATIONAL/NAVISTAR VS478 ENG.; INTERNATIONAL/NAVISTAR VS549 ENG. Cyl..... ②71299 Pressure 71300				VF190 1968-1965 INTERNATIONAL/NAVISTAR V401 ENG.; INTERNATIONAL/NAVISTAR V461 ENG.; INTERNATIONAL/NAVISTAR V478 ENG.; INTERNATIONAL/NAVISTAR V549 ENG. Cyl..... ②71299 Pressure 71300			
VCOF200 1968-1965 INTERNATIONAL/NAVISTAR FTV549 ENG.; INTERNATIONAL/NAVISTAR FTVS549 ENG.; INTERNATIONAL/NAVISTAR V401 ENG.; INTERNATIONAL/NAVISTAR V461 ENG.; INTERNATIONAL/NAVISTAR V478 ENG.; INTERNATIONAL/NAVISTAR V549 ENG.; INTERNATIONAL/NAVISTAR VS401 ENG.; INTERNATIONAL/NAVISTAR VS478 ENG.; INTERNATIONAL/NAVISTAR VS549 ENG. Cyl..... ②71299 Pressure 71300				VF200 1968-1965 INTERNATIONAL/NAVISTAR V401 ENG.; INTERNATIONAL/NAVISTAR V461 ENG.; INTERNATIONAL/NAVISTAR V478 ENG.; INTERNATIONAL/NAVISTAR V549 ENG. Cyl..... ②71299			

* Cut From C.P.E. 3/8" I.D. Hose: 71350 (48"), 81352 (25').
 † Cut From S.A.E. 11/32" I.D. Hose: 80062 (12"), 80063 (24"), 80064 (36"), 81353 (25').
 ‡ Cut From S.A.E. 3/8" I.D. Hose: 71224 (24"), 71236 (36"), 71206 (48"), 81206 (25'). May Also Use 3/8" C.P.E.
 ★ Cut From S.A.E. 5/8" I.D. Hose: 71351 (36").
 □ Cut From 1/2" I.D. Suction Hose: 71296 (36"), 81354 (10').
 ⚡ Cut From 5/8" I.D. Suction Hose: 71207 (42"), 81355 (10').
 ✱ Cut From 3/4" I.D. Suction Hose: 71297 (36"), 81356 (10').
 ☆ See Page A14 For Pump or Gear Identification.

② Two Required.
 ③ Three Required.
 ④ Four Required.
 ⚡ Cut To Fit.
 ✱ Replaces Both Upper and Lower Hose.
 ▲ 252660 Adaptor Required For Some Models.
 ✱ See Page A6 For Installation Procedure.

SYSTEM
PUMP &
GEAR
IDENT.

SYSTEM &
COM-
PONENT
IDENT.

PASS.
CARS

LIGHT
TRUCKS

MEDIUM/
HEAVY
TRUCKS

BUSES

HOSE
NUMER-
ICAL

REPAIR
KITS

KIT
NUMER-
ICAL

ILLUSTRATIONS

Power Steering Hose for Medium and Heavy-Duty Trucks

**SYSTEM
PUMP &
GEAR
IDENT.**

**SYSTEM &
COM-
PONENT
IDENT.**

**PASS.
CARS**

**LIGHT
TRUCKS**

**MEDIUM/
HEAVY
TRUCKS**

BUSES

**HOSE
NUMER-
ICAL**

**REPAIR
KITS**

**KIT
NUMER-
ICAL**

**ILLUST-
RATIONS**

Application	Assembly Number	Multi-Use Hose	End Fitting
INTERNATIONAL/NAVISTAR			
- Continued			
VF200 - Continued			
1968-1965 - Continued			
INTERNATIONAL/NAVISTAR V401 ENG.; INTERNATIONAL/NAVISTAR V461 ENG.; INTERNATIONAL/NAVISTAR V478 ENG.; INTERNATIONAL/NAVISTAR V549 ENG.			
- Continued			
Pressure	71302		
VF210			
1968-1965			
INTERNATIONAL/NAVISTAR V401 ENG.; INTERNATIONAL/NAVISTAR V461 ENG.; INTERNATIONAL/NAVISTAR V478 ENG.; INTERNATIONAL/NAVISTAR V549 ENG.			
Cyl.....	②71299		
Pressure	71302		
1500C			
1968-1966			
INTERNATIONAL/NAVISTAR BD220 ENG.; INTERNATIONAL/NAVISTAR BD240 ENG.; INTERNATIONAL/NAVISTAR BD264 ENG.; INTERNATIONAL/NAVISTAR BG220 ENG.; INTERNATIONAL/NAVISTAR BG241 ENG.; INTERNATIONAL/NAVISTAR BG265 ENG.; INTERNATIONAL/NAVISTAR V266 ENG.; INTERNATIONAL/NAVISTAR V304 ENG.			
Cyl.....	②71299		
Pressure	71299		
1965			
INTERNATIONAL/NAVISTAR BD220 ENG.; INTERNATIONAL/NAVISTAR BD240 ENG.; INTERNATIONAL/NAVISTAR BD264 ENG.; INTERNATIONAL/NAVISTAR BG220 ENG.; INTERNATIONAL/NAVISTAR BG241 ENG.; INTERNATIONAL/NAVISTAR BG265 ENG.			
Cyl.....	②71299		
Pressure	71299		
1500D			
1968-1966			
INTERNATIONAL/NAVISTAR V266 ENG.; INTERNATIONAL/NAVISTAR V304 ENG.			
Cyl.....	②71299		
Pressure	71299		
1654			
1982-1981			
INTERNATIONAL/NAVISTAR V-8 9.0 L DIESEL ENG.			
Pressure; W/Rexroth P.S. Pump.....	80215		
Pressure - To Gear; W/Hyd. Brakes; W/Eaton P.S. Pump; ☆A.....	91926		

Application	Assembly Number	Multi-Use Hose	End Fitting
INTERNATIONAL/NAVISTAR			
- Continued			
1754			
1988			
INTERNATIONAL/NAVISTAR DT360 DIESEL ENG.			
Pressure; W/Eaton P.S. Pump; W/Ross Stg. Gear; W/78" Hose; ☆A.....	80214		
Pressure; W/Eaton P.S. Pump; W/Ross Stg. Gear; W/100" Hose; ☆A.....	80216		
Pressure - To Gear; W/Eaton P.S. Pump; W/Ross Stg. Gear; W/Hydro Max II; W/Hyd. Brakes; ☆A	91926		
1987-1986			
INTERNATIONAL/NAVISTAR DT360 DIESEL ENG.			
Pressure; W/Eaton P.S. Pump; W/Ross Stg. Gear; W/78" Hose; ☆A.....	80214		
Pressure; W/Eaton P.S. Pump; W/Ross Stg. Gear; W/100" Hose; ☆A.....	80216		
Pressure - To Gear; W/Eaton P.S. Pump; W/Ross Stg. Gear; W/Hydro Max II; W/Hyd. Brakes; ☆A	91926		
INTERNATIONAL/NAVISTAR V-8 9.0 L DIESEL ENG.			
Pressure; W/Rexroth P.S. Pump.....	80215		
Pressure - To Gear; W/Hyd. Brakes; W/Eaton P.S. Pump; ☆A.....	91926		
1985-1980			
INTERNATIONAL/NAVISTAR V-8 9.0 L DIESEL ENG.			
Pressure; W/Rexroth P.S. Pump.....	80215		
Pressure - To Gear; W/Hyd. Brakes; W/Eaton P.S. Pump; ☆A.....	91926		
1979			
INTERNATIONAL/NAVISTAR DT466 DIESEL ENG.			
Pressure; W/Eaton P.S. Pump; W/Ross Stg. Gear; W/78" Hose; ☆A.....	80214		
Pressure; W/Eaton P.S. Pump; W/Ross Stg. Gear; W/100" Hose; ☆A.....	80216		
Pressure - To Gear; W/Eaton P.S. Pump; W/Ross Stg. Gear; W/Hydro Max II; W/Hyd. Brakes; ☆A	91926		
Pressure; W/Eaton P.S. Pump; W/Hyd. Brakes; ☆A	91926		
1854			
1988			
INTERNATIONAL/NAVISTAR DT360 DIESEL ENG.			
Pressure; W/Eaton P.S. Pump; W/Ross Stg. Gear; W/78" Hose; ☆A.....	80214		
Pressure; W/Eaton P.S. Pump; W/Ross Stg. Gear; W/100" Hose; ☆A.....	80216		
Pressure - To Gear; W/Eaton P.S. Pump; W/Ross Stg. Gear; W/Hydro Max II; W/Hyd. Brakes; ☆A	91926		
INTERNATIONAL/NAVISTAR DT466 DIESEL ENG.			
Pressure; W/Eaton P.S. Pump; W/Ross Stg. Gear; W/78" Hose; ☆A.....	80214		
Pressure; W/Eaton P.S. Pump; W/Ross Stg. Gear; W/100" Hose; ☆A.....	80216		
Pressure - To Gear; W/Eaton P.S. Pump; W/Ross Stg. Gear; W/Hydro Max II; W/Hyd. Brakes; ☆A	91926		

* Cut From C.P.E. 3/8" I.D. Hose: 71350 (48"), 81352 (25').
 † Cut From S.A.E. 1 1/32" I.D. Hose: 80062 (12"), 80063 (24"), 80064 (36"), 81353 (25').
 ★ Cut From S.A.E. 3/8" I.D. Hose: 71224 (24"), 71236 (36"), 71206 (48"), 81206 (25'). May Also Use 3/8" C.P.E.
 ♣ Cut From S.A.E. 5/8" I.D. Hose: 71351 (36").
 □ Cut From 1/2" I.D. Suction Hose: 71296 (36"), 81354 (10').
 † Cut From 5/8" I.D. Suction Hose: 71207 (42"), 81355 (10').
 ✱ Cut From 3/4" I.D. Suction Hose: 71297 (36"), 81356 (10').
 ☆ See Page A14 For Pump or Gear Identification.

② Two Required.
 ③ Three Required.
 ④ Four Required.
 < Cut To Fit.
 ☉ Replaces Both Upper and Lower Hose.
 ▲ 252660 Adaptor Required For Some Models.
 ✱ See Page A6 For Installation Procedure.

Power Steering Hose for Medium and Heavy-Duty Trucks

Application	Assembly Number	Multi-Use Hose	End Fitting	Application	Assembly Number	Multi-Use Hose	End Fitting
INTERNATIONAL/NAVISTAR - Continued				INTERNATIONAL/NAVISTAR - Continued			
1854 - Continued				1954			
1988 - Continued				1988-1985			
INTERNATIONAL/NAVISTAR DT466 DIESEL ENG. - Continued				INTERNATIONAL/NAVISTAR DT466 DIESEL ENG.			
Pressure; W/Eaton P.S. Pump; W/Hyd. Brakes; ☆A			91926	Pressure; W/Eaton P.S. Pump; W/Ross Stg. Gear; W/78" Hose; ☆A.....	80214		
1987				Pressure; W/Eaton P.S. Pump; W/Ross Stg. Gear; W/100" Hose; ☆A.....	80216		
INTERNATIONAL/NAVISTAR DT360 DIESEL ENG.				Pressure - To Gear; W/Eaton P.S. Pump; W/Ross Stg. Gear; W/Hydro Max II; W/Hyd. Brakes; ☆A	91926		
Pressure; W/Eaton P.S. Pump; W/Ross Stg. Gear; W/78" Hose; ☆A.....			80214	1984			
Pressure; W/Eaton P.S. Pump; W/Ross Stg. Gear; W/100" Hose; ☆A.....			80216	INTERNATIONAL/NAVISTAR DT466 DIESEL ENG.			
Pressure - To Gear; W/Eaton P.S. Pump; W/Ross Stg. Gear; W/Hydro Max II; W/Hyd. Brakes; ☆A			91926	Pressure; W/Eaton P.S. Pump; W/Ross Stg. Gear; W/78" Hose; ☆A.....	80214		
INTERNATIONAL/NAVISTAR DT466 DIESEL ENG.				Pressure; W/Eaton P.S. Pump; W/Ross Stg. Gear; W/100" Hose; ☆A.....	80216		
Pressure; W/Eaton P.S. Pump; W/Ross Stg. Gear; W/78" Hose; ☆A.....			80214	Pressure - To Gear; W/Eaton P.S. Pump; W/Ross Stg. Gear; W/Hydro Max II; W/Hyd. Brakes; ☆A	91926		
Pressure; W/Eaton P.S. Pump; W/Ross Stg. Gear; W/100" Hose; ☆A.....			80216	Pressure; W/Eaton P.S. Pump; W/Hyd. Brakes; ☆A	91926		
Pressure - To Gear; W/Eaton P.S. Pump; W/Ross Stg. Gear; W/Hydro Max II; W/Hyd. Brakes; ☆A			91926	INTERNATIONAL/NAVISTAR V-8 9.0 L DIESEL ENG.			
Pressure; W/Eaton P.S. Pump; W/Hyd. Brakes; ☆A			91926	Pressure; W/Rexroth P.S. Pump.....	80215		
INTERNATIONAL/NAVISTAR V-8 9.0 L DIESEL ENG.				Pressure - To Gear; W/Hyd. Brakes; W/Eaton P.S. Pump; ☆A.....	91926		
Pressure; W/Rexroth P.S. Pump.....			80215	1983-1980			
Pressure - To Gear; W/Hyd. Brakes; W/Eaton P.S. Pump; ☆A.....			91926	INTERNATIONAL/NAVISTAR DT466 DIESEL ENG.			
1986-1980				Pressure; W/Eaton P.S. Pump; W/Ross Stg. Gear; W/78" Hose; ☆A.....	80214		
INTERNATIONAL/NAVISTAR DT466 DIESEL ENG.				Pressure; W/Eaton P.S. Pump; W/Ross Stg. Gear; W/100" Hose; ☆A.....	80216		
Pressure; W/Eaton P.S. Pump; W/Ross Stg. Gear; W/78" Hose; ☆A.....			80214	Pressure - To Gear; W/Eaton P.S. Pump; W/Ross Stg. Gear; W/Hydro Max II; W/Hyd. Brakes; ☆A	91926		
Pressure; W/Eaton P.S. Pump; W/Ross Stg. Gear; W/100" Hose; ☆A.....			80216	Pressure; W/Eaton P.S. Pump; W/Hyd. Brakes; ☆A	91926		
Pressure - To Gear; W/Eaton P.S. Pump; W/Ross Stg. Gear; W/Hydro Max II; W/Hyd. Brakes; ☆A			91926	1979			
Pressure; W/Eaton P.S. Pump; W/Hyd. Brakes; ☆A			91926	INTERNATIONAL/NAVISTAR DT466 DIESEL ENG.; INTER-			
INTERNATIONAL/NAVISTAR V-8 9.0 L DIESEL ENG.				NATIONAL/NAVISTAR DTA466 DIESEL ENG.; INTERNA-			
Pressure; W/Rexroth P.S. Pump.....			80215	TIONAL/NAVISTAR DTI466 DIESEL ENG.			
Pressure - To Gear; W/Hyd. Brakes; W/Eaton P.S. Pump; ☆A.....			91926	Pressure; W/Eaton P.S. Pump; W/Ross Stg. Gear; W/78" Hose; ☆A.....	80214		
1979				Pressure; W/Eaton P.S. Pump; W/Ross Stg. Gear; W/100" Hose; ☆A.....	80216		
INTERNATIONAL/NAVISTAR DT466 DIESEL ENG.; INTER-				Pressure - To Gear; W/Eaton P.S. Pump; W/Ross Stg. Gear; W/Hydro Max II; W/Hyd. Brakes; ☆A	91926		
NATIONAL/NAVISTAR DTA466 DIESEL ENG.; INTERNA-				Pressure; W/Eaton P.S. Pump; W/Hyd. Brakes; ☆A	91926		
TIONAL/NAVISTAR DTI466 DIESEL ENG.				1955			
Pressure; W/Eaton P.S. Pump; W/Ross Stg. Gear; W/78" Hose; ☆A.....			80214	1988-1982			
Pressure; W/Eaton P.S. Pump; W/Ross Stg. Gear; W/100" Hose; ☆A.....			80216	INTERNATIONAL/NAVISTAR DT466 DIESEL ENG.			
Pressure - To Gear; W/Eaton P.S. Pump; W/Ross Stg. Gear; W/Hydro Max II; W/Hyd. Brakes; ☆A			91926	Pressure; W/Eaton P.S. Pump; W/Ross Stg. Gear; W/78" Hose; ☆A.....	80214		
Pressure; W/Eaton P.S. Pump; W/Hyd. Brakes; ☆A			91926				

SYSTEM PUMP & GEAR IDENT.

SYSTEM & COMPONENT IDENT.

PASS. CARS

LIGHT TRUCKS

MEDIUM/HEAVY TRUCKS

BUSES

HOSE NUMERICAL

REPAIR KITS

KIT NUMERICAL

ILLUSTRATIONS

* Cut From C.P.E. 3/8" I.D. Hose: 71350 (48"), 81352 (25').
 † Cut From S.A.E. 1 1/32" I.D. Hose: 80062 (12"), 80063 (24"), 80064 (36"), 81353 (25').
 ★ Cut From S.A.E. 3/8" I.D. Hose: 71224 (24"), 71236 (36"), 71206 (48"), 81206 (25'). May Also Use 3/8" C.P.E.
 ♣ Cut From S.A.E. 5/8" I.D. Hose: 71351 (36").
 □ Cut From 1/2" I.D. Suction Hose: 71296 (36"), 81354 (10').
 ⚡ Cut From 5/8" I.D. Suction Hose: 71207 (42"), 81355 (10').
 ✱ Cut From 3/4" I.D. Suction Hose: 71297 (36"), 81356 (10').
 ☆ See Page A14 For Pump or Gear Identification.

② Two Required.
 ③ Three Required.
 ④ Four Required.
 ⚡ Cut To Fit.
 ♣ Replaces Both Upper and Lower Hose.
 ▲ 252660 Adaptor Required For Some Models.
 ✱ See Page A6 For Installation Procedure.

Power Steering Hose for Medium and Heavy-Duty Trucks

	Application	Assembly Number	Multi-Use Hose	End Fitting	Application	Assembly Number	Multi-Use Hose	End Fitting
SYSTEM PUMP & GEAR IDENT.	INTERNATIONAL/NAVISTAR				INTERNATIONAL/NAVISTAR			
	- Continued				- Continued			
	1955 - Continued				2155 - Continued			
SYSTEM & COMPONENT IDENT.	1988-1982 - Continued				1980 - Continued			
	INTERNATIONAL/NAVISTAR DT466 DIESEL ENG. - Continued				INTERNATIONAL/NAVISTAR DT466 DIESEL ENG. - Continued			
	Pressure; W/Eaton P.S. Pump; W/Ross Stg. Gear; W/100" Hose; ☆A.....	80216			Pressure - To Gear; W/Eaton P.S. Pump; W/Ross Stg. Gear; W/Hydro Max II; W/Hyd. Brakes; ☆A	91926		
	Pressure - To Gear; W/Eaton P.S. Pump; W/Ross Stg. Gear; W/Hydro Max II; W/Hyd. Brakes; ☆A	91926			Pressure; W/Eaton P.S. Pump; W/Hyd. Brakes; ☆A	91926		
PASS. CARS	1981-1980				INTERNATIONAL/NAVISTAR V-8 9.0 L DIESEL ENG.			
	INTERNATIONAL/NAVISTAR DT466 DIESEL ENG.				Pressure; W/Rexroth P.S. Pump.....			
	Pressure; W/Eaton P.S. Pump; W/Ross Stg. Gear; W/78" Hose; ☆A.....	80214			Pressure - To Gear; W/Hyd. Brakes; W/Eaton P.S. Pump; ☆A.....	91926		
	Pressure; W/Eaton P.S. Pump; W/Ross Stg. Gear; W/100" Hose; ☆A.....	80216						
LIGHT TRUCKS	INTERNATIONAL/NAVISTAR V-8 9.0 L DIESEL ENG.				2554			
	Pressure; W/Rexroth P.S. Pump.....	80215			1988-1980			
	Pressure - To Gear; W/Hyd. Brakes; W/Eaton P.S. Pump; ☆A.....	91926			INTERNATIONAL/NAVISTAR DT466 DIESEL ENG.			
MEDIUM/HEAVY TRUCKS	1979				Pressure; W/Eaton P.S. Pump; W/Ross Stg. Gear; W/78" Hose; ☆A.....			
	INTERNATIONAL/NAVISTAR DT466 DIESEL ENG.; INTERNATIONAL/NAVISTAR DTA466 DIESEL ENG.; INTERNATIONAL/NAVISTAR DTI466 DIESEL ENG.				Pressure; W/Eaton P.S. Pump; W/Ross Stg. Gear; W/100" Hose; ☆A.....			
	Pressure; W/Eaton P.S. Pump; W/Ross Stg. Gear; W/78" Hose; ☆A.....	80214			Pressure - To Gear; W/Eaton P.S. Pump; W/Ross Stg. Gear; W/Hydro Max II; W/Hyd. Brakes; ☆A	91926		
	Pressure; W/Eaton P.S. Pump; W/Ross Stg. Gear; W/100" Hose; ☆A.....	80216			Pressure; W/Eaton P.S. Pump; W/Hyd. Brakes; ☆A	91926		
BUSES	2155				1978			
	1988-1981				INTERNATIONAL/NAVISTAR DT466 DIESEL ENG.			
	INTERNATIONAL/NAVISTAR DT466 DIESEL ENG.				Pressure; W/Eaton P.S. Pump; W/Ross Stg. Gear; W/78" Hose; ☆A.....			
	Pressure; W/Eaton P.S. Pump; W/Ross Stg. Gear; W/100" Hose; ☆A.....	80216			Pressure; W/Eaton P.S. Pump; W/Ross Stg. Gear; W/100" Hose; ☆A.....	80216		
	Pressure - To Gear; W/Eaton P.S. Pump; W/Ross Stg. Gear; W/Hydro Max II; W/Hyd. Brakes; ☆A	91926			Pressure - To Gear; W/Eaton P.S. Pump; W/Ross Stg. Gear; W/Hydro Max II; W/Hyd. Brakes; ☆A	91926		
	Pressure; W/Eaton P.S. Pump; W/Hyd. Brakes; ☆A	91926			Pressure; W/Eaton P.S. Pump; W/Hyd. Brakes; ☆A	91926		
HOSE NUMERICAL	2155				2654			
	1988-1981				1978			
	INTERNATIONAL/NAVISTAR DT466 DIESEL ENG.				INTERNATIONAL/NAVISTAR DT466 DIESEL ENG.			
	Pressure; W/Eaton P.S. Pump; W/Ross Stg. Gear; W/78" Hose; ☆A.....	80214			Pressure; W/Eaton P.S. Pump; W/Ross Stg. Gear; W/78" Hose; ☆A.....	80214		
	Pressure; W/Eaton P.S. Pump; W/Ross Stg. Gear; W/100" Hose; ☆A.....	80216			Pressure; W/Eaton P.S. Pump; W/Ross Stg. Gear; W/100" Hose; ☆A.....	80216		
REPAIR KITS	1980				4600			
	INTERNATIONAL/NAVISTAR DT466 DIESEL ENG.				1980			
	Pressure; W/Eaton P.S. Pump; W/Ross Stg. Gear; W/78" Hose; ☆A.....	80214			INTERNATIONAL/NAVISTAR DT466 DIESEL ENG.			
	Pressure; W/Eaton P.S. Pump; W/Ross Stg. Gear; W/100" Hose; ☆A.....	80216			Pressure; W/Eaton P.S. Pump; W/Ross Stg. Gear; W/78" Hose; ☆A.....	80214		
	Pressure - To Gear; W/Eaton P.S. Pump; W/Ross Stg. Gear; W/Hydro Max II; W/Hyd. Brakes; ☆A	91926			Pressure; W/Eaton P.S. Pump; W/Ross Stg. Gear; W/Hydro Max II; W/Hyd. Brakes; ☆A	91926		
	Pressure; W/Eaton P.S. Pump; W/Hyd. Brakes; ☆A	91926			Pressure; W/Eaton P.S. Pump; W/Hyd. Brakes; ☆A	91926		
KIT NUMERICAL	1980				4600			
	INTERNATIONAL/NAVISTAR DT466 DIESEL ENG.				1980			
	Pressure; W/Eaton P.S. Pump; W/Ross Stg. Gear; W/78" Hose; ☆A.....	80214			INTERNATIONAL/NAVISTAR V-8 7.3 L DIESEL ENG.			
	Pressure; W/Eaton P.S. Pump; W/Ross Stg. Gear; W/100" Hose; ☆A.....	80216			Ross Stg. Gear	91932		

- * Cut From C.P.E. 3/8" I.D. Hose: 71350 (48"), 81352 (25').
- † Cut From S.A.E. 11/32" I.D. Hose: 80062 (12"), 80063 (24"), 80064 (36"), 81353 (25').
- ★ Cut From S.A.E. 3/8" I.D. Hose: 71224 (24"), 71236 (36"), 71206 (48"), 81206 (25'). May Also Use 3/8" C.P.E.
- ♣ Cut From S.A.E. 5/8" I.D. Hose: 71351 (36").
- Cut From 1/2" I.D. Suction Hose: 71296 (36"), 81354 (10').
- ⊕ Cut From 5/8" I.D. Suction Hose: 71207 (42"), 81355 (10').
- ✱ Cut From 3/4" I.D. Suction Hose: 71297 (36"), 81356 (10').
- ☆ See Page A14 For Pump or Gear Identification.
- ⊗ Two Required.
- ⊝ Three Required.
- ⊞ Four Required.
- ≠ Cut To Fit.
- ⊗ Replaces Both Upper and Lower Hose.
- ▲ 252660 Adaptor Required For Some Models.
- ✱ See Page A6 For Installation Procedure.

Power Steering Hose for Medium and Heavy-Duty Trucks

Application	Assembly Number	Multi-Use Hose	End Fitting	Application	Assembly Number	Multi-Use Hose	End Fitting
INTERNATIONAL/NAVISTAR - Continued 4700 1993-1990 INTERNATIONAL/NAVISTAR DT360 DIESEL ENG. Pressure - From Pump 80215 Ross Stg. Gear 91932 4800 1993-1990 INTERNATIONAL/NAVISTAR DT360 DIESEL ENG.; INTER- NATIONAL/NAVISTAR DT466 DIESEL ENG. Pressure - From Pump 80215 Ross Stg. Gear 91932				INTERNATIONAL/NAVISTAR - Continued 4900 1993 INTERNATIONAL/NAVISTAR DT360 DIESEL ENG.; INTER- NATIONAL/NAVISTAR DT466 DIESEL ENG. Pressure - From Pump 80215 Ross Stg. Gear 91932 1992-1990 INTERNATIONAL/NAVISTAR DT466 DIESEL ENG. Pressure - From Pump 80215 Ross Stg. Gear 91932 7100 1993-1990 INTERNATIONAL/NAVISTAR DT466 DIESEL ENG. Pressure - From Pump 80215 Ross Stg. Gear 91932			

SYSTEM
PUMP &
GEAR
IDENT.

SYSTEM &
COM-
PONENT
IDENT.

PASS.
CARS

LIGHT
TRUCKS

MEDIUM/
HEAVY
TRUCKS

BUSES

HOSE
NUMER-
ICAL

REPAIR
KITS

KIT
NUMER-
ICAL

ILLUSTRATIONS

* Cut From C.P.E. 3/8" I.D. Hose: 71350 (48"), 81352 (25').
 † Cut From S.A.E. 11/32" I.D. Hose: 80062 (12"), 80063 (24"), 80064 (36"), 81353 (25').
 ★ Cut From S.A.E. 3/8" I.D. Hose: 71224 (24"), 71236 (36"), 71206 (48"), 81206 (25'). May Also Use 3/8" C.P.E.
 ♣ Cut From S.A.E. 5/8" I.D. Hose: 71351 (36").
 □ Cut From 1/2" I.D. Suction Hose: 71296 (36"), 81354 (10').
 ⚡ Cut From 5/8" I.D. Suction Hose: 71207 (42"), 81355 (10').
 ✱ Cut From 3/4" I.D. Suction Hose: 71297 (36"), 81356 (10').
 ☆ See Page A14 For Pump or Gear Identification.

② Two Required.
 ③ Three Required.
 ④ Four Required.
 ✂ Cut To Fit.
 ⚙ Replaces Both Upper and Lower Hose.
 ▲ 252660 Adaptor Required For Some Models.
 ✦ See Page A6 For Installation Procedure.

Power Steering Hose for Buses

Alphabetical Listing

SYSTEM PUMP & GEAR IDENT.

SYSTEM & COMPONENT IDENT.

PASS. CARS

LIGHT TRUCKS

MEDIUM/HEAVY TRUCKS

BUSES

HOSE NUMERICAL

REPAIR KITS

KIT NUMERICAL

ILLUSTRATIONS

Application	Assembly Number	Multi-Use Hose	End Fitting	Application	Assembly Number	Multi-Use Hose	End Fitting
CHEVROLET				CHEVROLET - Continued			
B7 SERIES				B60 B6P SERIES - Continued			
1995-1993				1989-1987 - Continued			
CATERPILLAR 3116 DIESEL ENG.				GM V-8 5.7 L ENG.; GM V-8 6.0 L ENG.			
Pressure - From Pump; W/Air Brakes;				Pressure; W/Air Brakes; W/24" P.S.			
W/Ross Stg. Gear..... 91942				Assy..... 80195			
Pressure - To Gear; W/Hyd. Brakes;				Pressure; W/Hyd. Brakes..... 80196			
W/Saginaw Stg. Gear; ☆N..... 91925							
1991-1990				1986-1985			
GM V-8 5.7 L ENG.; GM V-8 6.0 L ENG.; GM V-8 7.0 L ENG.; GM V-8 7.4 L ENG.				DETROIT DIESEL V-8 8.2 L DIESEL ENG.			
Pressure; W/Air Brakes; W/24" P.S.				Pressure; W/5000, 7000, 9000 Lb. Axle 80199			
Assy..... 80195				GM V-8 5.7 L ENG.; GM V-8 6.0 L ENG.			
Pressure; W/Hyd. Brakes..... 80196				Pressure; W/Air Brakes; W/24" P.S.			
				Assy..... 80195			
				Pressure; W/Air Brakes; W/39" P.S.			
				Assy..... 80197			
				Pressure; W/Hyd. Brakes..... 80196			
1978-1977				1984-1983			
GM V-8 350 ENG.; GM V-8 366 ENG.; GM V-8 427 ENG.; GM V-8 454 ENG.				DETROIT DIESEL V-8 8.2 L DIESEL ENG.			
Pressure; W/Air Brakes; W/24" P.S.				Pressure; W/5000, 7000, 9000 Lb. Axle 80199			
Assy..... 80195				GM V-8 5.7 L ENG.; GM V-8 6.0 L ENG.; GM V-8 7.0 L ENG.			
Pressure; W/Air Brakes; W/39" P.S.				Pressure; W/Air Brakes; W/24" P.S.			
Assy..... 80197				Assy..... 80195			
Pressure; W/Hyd. Brakes..... 80196				Pressure; W/Air Brakes; W/39" P.S.			
				Assy..... 80197			
				Pressure; W/Hyd. Brakes..... 80196			
1973				1982-1980			
GM V-8 350 ENG.; GM V-8 366 ENG.; GM V-8 427 ENG.; GM V-8 454 ENG.				GM V-8 5.7 L ENG.; GM V-8 6.0 L ENG.; GM V-8 7.0 L ENG.			
Cyl..... ②71301				Pressure; W/Air Brakes; W/24" P.S.			
Pressure..... 71305				Assy..... 80195			
Return..... *				Pressure; W/Air Brakes; W/39" P.S.			
				Assy..... 80197			
				Pressure; W/Hyd. Brakes..... 80196			
1972-1969				1979-1977			
GM V-8 350 ENG.; GM V-8 366 ENG.; GM V-8 427 ENG.; GM V-8 454 ENG.				GM V-8 350 ENG.; GM V-8 366 ENG.; GM V-8 427 ENG.; GM V-8 454 ENG.			
Cyl..... ②71301				Pressure; W/Air Brakes; W/24" P.S.			
Pressure..... 71302				Assy..... 80195			
Return..... *				Pressure; W/Air Brakes; W/39" P.S.			
				Assy..... 80197			
				Pressure; W/Hyd. Brakes..... 80196			
B60 B6P SERIES				1973			
1991-1990				GM V-8 350 ENG.; GM V-8 366 ENG.; GM V-8 427 ENG.; GM V-8 454 ENG.			
DETROIT DIESEL V-8 8.2 L DIESEL ENG.				Cyl..... ②71301			
Pressure; W/5000, 7000, 9000 Lb. Axle 80199				Pressure..... 71305			
GM V-8 5.7 L ENG.; GM V-8 6.0 L ENG.; GM V-8 7.0 L ENG.; GM V-8 7.4 L ENG.				Return..... *			
Pressure; W/Air Brakes; W/24" P.S.							
Assy..... 80195							
Pressure; W/Hyd. Brakes..... 80196							
1989-1987				1972-1969			
DETROIT DIESEL V-8 8.2 L DIESEL ENG.				GM V-8 350 ENG.; GM V-8 366 ENG.; GM V-8 427 ENG.; GM V-8 454 ENG.			
Pressure; W/5000, 7000, 9000 Lb. Axle 80199				Cyl..... ②71301			

* Cut From C.P.E. 3/8" I.D. Hose: 71350 (48"), 81352 (25').
 † Cut From S.A.E. 11/32" I.D. Hose: 80062 (12"), 80063 (24"), 80064 (36"), 81353 (25').
 ★ Cut From S.A.E. 3/8" I.D. Hose: 71224 (24"), 71236 (36"), 71206 (48"), 81206 (25'). May Also Use 3/8" C.P.E.
 ♣ Cut From S.A.E. 5/8" I.D. Hose: 71351 (36").
 □ Cut From 1/2" I.D. Suction Hose: 71296 (36"), 81354 (10').
 † Cut From 5/8" I.D. Suction Hose: 71207 (42"), 81355 (10').
 * Cut From 3/4" I.D. Suction Hose: 71297 (36"), 81356 (10').
 ☆ See Page A14 For Pump or Gear Identification.

② Two Required.
 ③ Three Required.
 ④ Four Required.
 ✂ Cut To Fit.
 ⊕ Replaces Both Upper and Lower Hose.
 ▲ 252660 Adaptor Required For Some Models.
 ✦ See Page A6 For Installation Procedure.

Power Steering Hose for Buses

Application	Assembly Number	Multi-Use Hose	End Fitting	Application	Assembly Number	Multi-Use Hose	End Fitting
CHEVROLET - Continued				CHEVROLET - Continued			
B60 B6P SERIES - Continued				S60 B6P SERIES - Continued			
1972-1969 - Continued				1978-1975 - Continued			
GM V-8 350 ENG.; GM V-8 366 ENG.; GM V-8 427 ENG.; GM V-8 454 ENG. - Continued				GM V-6 305 ENG.; GM V-6 351 ENG.; GM V-6 379 ENG.			
Pressure	71302		39212	Cyl.....	②71301		
Return		★		Pressure	71305		
				Reservoir		✳	
				Return		★	
S40				GM V-8 350 ENG.			
1978				Cyl.....			
GM 6-CYL. 292 ENG.				②71301			
Cyl.....	②71301			Pressure	71299		39856
Pressure	71306			Reservoir		✳	
Reservoir		✳		Return		★	
Return		★		1974-1973			
				GM 6-CYL. 292 ENG.; GM V-8 350 ENG.; GM V-8 366 ENG.			
				Cyl.....			
				②71301			
				Pressure			
				71306			
				Reservoir			
				✳			
				Return			
				★			
				GM V-6 305 ENG.; GM V-6 351 ENG.; GM V-6 379 ENG.			
				Cyl.....			
				②71301			
				Pressure			
				71305			
				Reservoir			
				✳			
				Return			
				★			
				1972-1969			
				GM V-8 350 ENG.; GM V-8 366 ENG.			
				Cyl.....			
				②71301			
				Pressure			
				71302			
				Return			
				★			
				S65			
				1978-1975			
				GM V-6 305 ENG.; GM V-6 351 ENG.; GM V-6 379 ENG.; GM V-6 401 ENG.; GM V-6 432 ENG.; GM V-6 478 ENG.			
				Cyl.....			
				②71301			
				Pressure			
				71305			
				Reservoir			
				✳			
				Return			
				★			
				GM V-8 366 ENG.			
				Cyl.....			
				②71301			
				Pressure			
				71306			
				Reservoir			
				✳			
				Return			
				★			
				1974-1973			
				GM V-6 305 ENG.; GM V-6 351 ENG.; GM V-6 379 ENG.; GM V-6 401 ENG.; GM V-6 432 ENG.; GM V-6 478 ENG.			
				Cyl.....			
				②71301			
				Pressure			
				71305			
				Reservoir			
				✳			
				Return			
				★			
S50				DODGE			
1978-1975				S400			
GM 6-CYL. 292 ENG.; GM V-8 366 ENG.				1976-1974			
Cyl.....				GM V-8 318 ENG.			
②71301				Cyl.....			
Pressure				②71303			
71306				Pressure; W/Integral P.S.			
Reservoir				70216			
✳							
Return							
★							
S60 B6P SERIES							
1978-1975							
GM 6-CYL. 292 ENG.; GM V-8 366 ENG.							
Cyl.....							
②71301							
Pressure							
71306							
Reservoir							
✳							
Return							
★							

* Cut From C.P.E. 3/8" I.D. Hose: 71350 (48"), 81352 (25').
 † Cut From S.A.E. 11/32" I.D. Hose: 80062 (12"), 80063 (24"), 80064 (36"), 81353 (25').
 ✳ Cut From S.A.E. 3/8" I.D. Hose: 71224 (24"), 71236 (36"), 71206 (48"), 81206 (25'). May Also Use 3/8" C.P.E.
 ★ Cut From S.A.E. 5/8" I.D. Hose: 71351 (36").
 □ Cut From 1/2" I.D. Suction Hose: 71296 (36"), 81354 (10').
 ◊ Cut From 5/8" I.D. Suction Hose: 71207 (42"), 81355 (10').
 ✳ Cut From 3/4" I.D. Suction Hose: 71297 (36"), 81356 (10').
 ☆ See Page A14 For Pump or Gear Identification.

② Two Required.
 ③ Three Required.
 ④ Four Required.
 ✳ Cut To Fit.
 ✳ Replaces Both Upper and Lower Hose.
 ▲ 252660 Adaptor Required For Some Models.
 ✳ See Page A6 For Installation Procedure.

SYSTEM
PUMP &
GEAR
IDENT.

SYSTEM &
COM-
PONENT
IDENT.

PASS.
CARS

LIGHT
TRUCKS

MEDIUM/
HEAVY
TRUCKS

BUSES

HOSE
NUMER-
ICAL

REPAIR
KITS

KIT
NUMER-
ICAL

ILLUSTRATIONS

Power Steering Hose for Buses

	Application	Assembly Number	Multi-Use Hose	End Fitting	Application	Assembly Number	Multi-Use Hose	End Fitting
SYSTEM PUMP & GEAR IDENT.	DODGE - Continued				DODGE - Continued			
	S400 - Continued				S500 - Continued			
	1976-1974 - Continued				1970-1961			
SYSTEM & COMPONENT IDENT.	GM V-8 318 ENG. - Continued				DODGE V-8 361 ENG.; DODGE V-8 413 ENG.			
	Pressure; W/Brake Booster	71303			Pressure; Upper	71304		
	Reservoir		✦		Pressure; Lower	71302		
	Return		★	39135	Return	71299		39853
	1973-1971				GM V-8 318 ENG.			
	GM V-8 318 ENG.				Pressure	71303		
	Cyl.	②71303			Return	71301		
	Pressure	71303						
PASS. CARS					S600			
	1970-1961				1976-1974			
	GM V-8 318 ENG.				DODGE V-8 360 ENG.; DODGE V-8 361 ENG.; DODGE V-8 413 ENG.			
	Pressure	71303			Cyl.	②71304		
	Return	71301			Pressure; W/Integral P.S.	71304		39852
					Pressure; W/Brake Booster; Upper	71304		
					Pressure; W/Brake Booster; Lower	71302		
					Return	71299		39853
					GM V-8 318 ENG.			
					Cyl.	②71303		
					Pressure; W/Integral P.S.	70216		
					Pressure; W/Brake Booster	71303		
					Reservoir		✦	
					Return		★	39135
					PERKINS 6-CYL. 354 DIESEL ENG.			
					Pressure	71299		
					Reservoir		✦	
					Return		✦	
					1973-1972			
					DODGE V-8 361 ENG.; DODGE V-8 413 ENG.			
					Cyl.	②71304		
					Pressure; Upper	71304		
					Pressure; Lower	71302		
					Return	71299		39853
					GM V-8 318 ENG.			
					Cyl.	②71303		
					Pressure	71303		
					Return	71301		
					1971			
					DODGE V-8 361 ENG.; DODGE V-8 413 ENG.			
					Pressure; Upper	71304		
					Pressure; Lower	71302		
					Return	71299		39853
					GM V-8 318 ENG.			
					Cyl.	②71303		
					Pressure	71303		
					Return	71301		
					1970-1961			
					DODGE V-8 361 ENG.; DODGE V-8 413 ENG.			
					Pressure; Upper	71304		
					Pressure; Lower	71302		
					Return	71299		39853
					GM V-8 318 ENG.			
					Pressure	71303		
					Return	71301		

ILLUSTRATIONS

* Cut From C.P.E. 3/8" I.D. Hose: 71350 (48"), 81352 (25").
 † Cut From S.A.E. 11/32" I.D. Hose: 80062 (12"), 80063 (24"), 80064 (36"), 81353 (25").
 ★ Cut From S.A.E. 3/8" I.D. Hose: 71224 (24"), 71236 (36"), 71206 (48"), 81206 (25"). May Also Use 3/8" C.P.E.
 ♣ Cut From S.A.E. 5/8" I.D. Hose: 71351 (36").
 □ Cut From 1/2" I.D. Suction Hose: 71296 (36"), 81354 (10").
 ✦ Cut From 5/8" I.D. Suction Hose: 71207 (42"), 81355 (10").
 ✧ Cut From 3/4" I.D. Suction Hose: 71297 (36"), 81356 (10").
 ☆ See Page A14 For Pump or Gear Identification.

② Two Required.
 ③ Three Required.
 ④ Four Required.
 ✧ Cut To Fit.
 ♣ Replaces Both Upper and Lower Hose.
 ▲ 252660 Adaptor Required For Some Models.
 ✦ See Page A6 For Installation Procedure.

Power Steering Hose for Buses

Application	Assembly Number	Multi-Use Hose	End Fitting	Application	Assembly Number	Multi-Use Hose	End Fitting
DODGE - Continued				FORD - Continued			
S700				B500 - Continued			
1976-1975				1973 - Continued			
DODGE V-8 360 ENG.; DODGE V-8 361 ENG.; DODGE V-8 413 ENG.				FORD V-8 330 ENG.; FORD V-8 359 ENG.; FORD V-8 361 ENG.; FORD V-8 389 ENG.; FORD V-8 391 ENG.			
Cyl.....	②71304			Pressure	71303		39856
Pressure; W/Integral P.S.	71304		39852	Return	71302		39856
Pressure; W/Brake Booster; Upper	71304			1972-1970			
Pressure; W/Brake Booster; Lower	71302			FORD 6-CYL. 240 ENG.; FORD 6-CYL. 300 ENG.			
Return	71299		39853	Pressure	71304		
1973-1972				Return	71299		
DODGE V-8 361 ENG.; DODGE V-8 413 ENG.				FORD V-8 330 ENG.; FORD V-8 359 ENG.; FORD V-8 361 ENG.; FORD V-8 389 ENG.; FORD V-8 391 ENG.			
Cyl.....	②71304			Cyl. - Left Turn	71304		39856
Pressure; Upper	71304			Cyl. - Right Turn	71304		
Pressure; Lower	71302			Pressure	71304		
Return	71299		39853	Return	71302		39856
1971-1961				1969-1967			
DODGE V-8 361 ENG.; DODGE V-8 413 ENG.				FORD 6-CYL. 240 ENG.; FORD 6-CYL. 300 ENG.			
Pressure; Upper	71304			Cyl.....	②71304		
Pressure; Lower	71302			Pressure	71304		
Return	71299		39853	Return	71299		
FORD				FORD V-8 330 ENG.; FORD V-8 359 ENG.; FORD V-8 361 ENG.; FORD V-8 389 ENG.; FORD V-8 391 ENG.			
B500				Cyl.....	②71302		
1979				Pressure	71304		
FORD 6-CYL. 240 ENG.; FORD 6-CYL. 300 ENG.				Return	71302		39856
Cyl. - Left Turn	71299		39857	B600			
Cyl. - Right Turn	71299		39856	1989-1987			
Pressure	71304			FORD V-8 6.1 L ENG.			
Reservoir	*			Pressure; W/5500 Lb. Axle.....	91930		
Return	71300			1986-1985			
1978-1977				DETROIT DIESEL V-8 8.2 L DIESEL ENG.			
FORD 6-CYL. 240 ENG.; FORD 6-CYL. 300 ENG.				Pressure; W/O 5500 Lb. Axle.....	91941		
Pressure	71304			FORD V-8 6.1 L ENG.			
Reservoir	*			Pressure; W/5500 Lb. Axle.....	91930		
Return	71300			1984			
FORD V-8 330 ENG.; FORD V-8 359 ENG.; FORD V-8 361 ENG.; FORD V-8 389 ENG.; FORD V-8 391 ENG.				DETROIT DIESEL V-8 8.2 L DIESEL ENG.			
Pressure	71303		39856	Pressure; W/O 5500 Lb. Axle; Feb. & Newer	91941		
Return	71302		39856	FORD V-8 6.1 L ENG.			
1976-1974				Pressure; W/5500 Lb. Axle.....	91930		
FORD 6-CYL. 240 ENG.; FORD 6-CYL. 300 ENG.				1979			
Pressure	71304			FORD 6-CYL. 240 ENG.; FORD 6-CYL. 300 ENG.			
Reservoir	*			Cyl. - Left Turn	71299		39857
Return	71300			Cyl. - Right Turn	71299		39856
FORD V-8 330 ENG.; FORD V-8 359 ENG.; FORD V-8 361 ENG.; FORD V-8 389 ENG.; FORD V-8 391 ENG.				Pressure	71304		
Pressure	71303		39856	Reservoir	*		
Return	71302			Return	71300		
1973				1978-1977			
FORD 6-CYL. 240 ENG.; FORD 6-CYL. 300 ENG.				FORD 6-CYL. 240 ENG.; FORD 6-CYL. 300 ENG.			
Pressure	71304			Pressure	71304		
Reservoir	*			Reservoir	*		
Return	71300			Return	71300		

* Cut From C.P.E. 3/8" I.D. Hose: 71350 (48"), 81352 (25').

† Cut From S.A.E. 11/32" I.D. Hose: 80062 (12"), 80063 (24"), 80064 (36"), 81353 (25').

★ Cut From S.A.E. 3/8" I.D. Hose: 71224 (24"), 71236 (36"), 71206 (48"), 81206 (25'). May Also Use 3/8" C.P.E.

✦ Cut From S.A.E. 5/8" I.D. Hose: 71351 (36").

□ Cut From 1/2" I.D. Suction Hose: 71296 (36"), 81354 (10').

⊕ Cut From 5/8" I.D. Suction Hose: 71207 (42"), 81355 (10').

* Cut From 3/4" I.D. Suction Hose: 71297 (36"), 81356 (10').

☆ See Page A14 For Pump or Gear Identification.

② Two Required.

③ Three Required.

④ Four Required.

⊕ Cut To Fit.

* Replaces Both Upper and Lower Hose.

▲ 252660 Adaptor Required For Some Models.

✦ See Page A6 For Installation Procedure.

SYSTEM
PUMP &
GEAR
IDENT.

SYSTEM &
COM-
PONENT
IDENT.

PASS.
CARS

LIGHT
TRUCKS

MEDIUM/
HEAVY
TRUCKS

BUSES

HOSE
NUMER-
ICAL

REPAIR
KITS

KIT
NUMER-
ICAL

ILLUSTRATIONS

Power Steering Hose for Buses

	Application	Assembly Number	Multi-Use Hose	End Fitting	Application	Assembly Number	Multi-Use Hose	End Fitting	
SYSTEM PUMP & GEAR IDENT.	FORD - Continued				FORD - Continued				
	B600 - Continued				B700 - Continued				
	1978-1977 - Continued				1984				
SYSTEM & COMPONENT IDENT.	FORD V-8 330 ENG.; FORD V-8 359 ENG.; FORD V-8 361 ENG.; FORD V-8 389 ENG.; FORD V-8 391 ENG.				DETROIT DIESEL V-8 8.2 L DIESEL ENG.				
	Pressure	71303		39856	Pressure; W/O 5500 Lb. Axle; Feb. & Newer			91941	
	Return	71302		39856	FORD V-8 6.1 L ENG.; FORD V-8 7.0 L ENG.				
	1976-1974				Pressure; W/5500 Lb. Axle.....				91930
	FORD 6-CYL. 240 ENG.; FORD 6-CYL. 300 ENG.				1983-1982				
	Pressure	71304			FORD V-8 6.1 L ENG.; FORD V-8 7.0 L ENG.				
	Reservoir		*		Pressure; W/5500 Lb. Axle.....				91930
PASS. CARS	Return	71300			1981-1980				
	FORD V-8 330 ENG.; FORD V-8 359 ENG.; FORD V-8 361 ENG.; FORD V-8 389 ENG.; FORD V-8 391 ENG.				FORD V-8 6.1 L ENG.				
	Pressure	71303		39856	Pressure; W/5500 Lb. Axle.....				91930
	1973				1978-1977				
	FORD 6-CYL. 240 ENG.; FORD 6-CYL. 300 ENG.				FORD V-8 330 ENG.; FORD V-8 359 ENG.; FORD V-8 361 ENG.; FORD V-8 389 ENG.; FORD V-8 391 ENG.				
	Pressure	71304			Pressure	71303		39856	
	Reservoir		*		Return	71302		39856	
	Return	71300			1976-1974				
LIGHT TRUCKS	FORD V-8 330 ENG.; FORD V-8 359 ENG.; FORD V-8 361 ENG.; FORD V-8 389 ENG.; FORD V-8 391 ENG.				FORD V-8 330 ENG.; FORD V-8 359 ENG.; FORD V-8 361 ENG.; FORD V-8 389 ENG.; FORD V-8 391 ENG.				
	Cyl. - Left Turn.....	71304		39856	Pressure				71303
	Cyl. - Right Turn	71304			Return				71302
	Pressure	71303		39856	1972-1970				
	1972-1970				FORD 6-CYL. 240 ENG.; FORD 6-CYL. 300 ENG.				
	Pressure	71304			Pressure				71304
	Return	71299			Return				71299
	FORD V-8 330 ENG.; FORD V-8 359 ENG.; FORD V-8 361 ENG.; FORD V-8 389 ENG.; FORD V-8 391 ENG.				FORD V-8 330 ENG.; FORD V-8 359 ENG.; FORD V-8 361 ENG.; FORD V-8 389 ENG.; FORD V-8 391 ENG.				
	Cyl. - Left Turn.....	71304		39856	Cyl. - Left Turn.....				71304
	Cyl. - Right Turn	71304			Cyl. - Right Turn				71304
	Pressure	71304			Pressure				71303
	Return	71302		39856	Return				71302
	1969-1967				1972-1970				
	FORD 6-CYL. 240 ENG.; FORD 6-CYL. 300 ENG.				FORD V-8 330 ENG.; FORD V-8 359 ENG.; FORD V-8 361 ENG.; FORD V-8 389 ENG.; FORD V-8 391 ENG.				
	Cyl.....	②71304			Pressure				71304
	Pressure	71304			Return				71302
	Return	71299			1969-1967				
	FORD V-8 330 ENG.; FORD V-8 359 ENG.; FORD V-8 361 ENG.; FORD V-8 389 ENG.; FORD V-8 391 ENG.				FORD V-8 330 ENG.; FORD V-8 359 ENG.; FORD V-8 361 ENG.; FORD V-8 389 ENG.; FORD V-8 391 ENG.				
	Cyl.....	②71302			Cyl. - Left Turn.....				71304
	Pressure	71304			Cyl. - Right Turn				71304
	Return	71302		39856	Pressure				71304
	B700				Return				71302
	1989-1988				1969-1967				
	FORD V-8 6.1 L ENG.; FORD V-8 7.0 L ENG.				FORD V-8 330 ENG.; FORD V-8 359 ENG.; FORD V-8 361 ENG.; FORD V-8 389 ENG.; FORD V-8 391 ENG.				
	Pressure; W/5500 Lb. Axle.....			91930	Cyl.....				②71302
	1987-1985				Pressure				71304
	DETROIT DIESEL V-8 8.2 L DIESEL ENG.				Return				71302
	Pressure; W/O 5500 Lb. Axle.....			91941	1969-1967				
	FORD V-8 6.1 L ENG.; FORD V-8 7.0 L ENG.				FORD V-8 330 ENG.; FORD V-8 359 ENG.; FORD V-8 361 ENG.; FORD V-8 389 ENG.; FORD V-8 391 ENG.				
	Pressure; W/5500 Lb. Axle.....			91930	Cyl.....				②71302
	1987-1985				Pressure				71304
	DETROIT DIESEL V-8 8.2 L DIESEL ENG.				Return				71302
	Pressure; W/O 5500 Lb. Axle.....			91941	1969-1967				
	FORD V-8 6.1 L ENG.; FORD V-8 7.0 L ENG.				FORD V-8 330 ENG.; FORD V-8 359 ENG.; FORD V-8 361 ENG.; FORD V-8 389 ENG.; FORD V-8 391 ENG.				
	Pressure; W/5500 Lb. Axle.....			91930	Cyl.....				②71302
	1987-1985				Pressure				71304
	DETROIT DIESEL V-8 8.2 L DIESEL ENG.				Return				71302
	Pressure; W/O 5500 Lb. Axle.....			91941	1969-1967				
	FORD V-8 6.1 L ENG.; FORD V-8 7.0 L ENG.				FORD V-8 330 ENG.; FORD V-8 359 ENG.; FORD V-8 361 ENG.; FORD V-8 389 ENG.; FORD V-8 391 ENG.				
	Pressure; W/5500 Lb. Axle.....			91930	Cyl.....				②71302
	1987-1985				Pressure				71304
	DETROIT DIESEL V-8 8.2 L DIESEL ENG.				Return				71302
	Pressure; W/O 5500 Lb. Axle.....			91941	1969-1967				
	FORD V-8 6.1 L ENG.; FORD V-8 7.0 L ENG.				FORD V-8 330 ENG.; FORD V-8 359 ENG.; FORD V-8 361 ENG.; FORD V-8 389 ENG.; FORD V-8 391 ENG.				
	Pressure; W/5500 Lb. Axle.....			91930	Cyl.....				②71302
	1987-1985				Pressure				71304
	DETROIT DIESEL V-8 8.2 L DIESEL ENG.				Return				71302
	Pressure; W/O 5500 Lb. Axle.....			91941	1969-1967				
	FORD V-8 6.1 L ENG.; FORD V-8 7.0 L ENG.				FORD V-8 330 ENG.; FORD V-8 359 ENG.; FORD V-8 361 ENG.; FORD V-8 389 ENG.; FORD V-8 391 ENG.				
	Pressure; W/5500 Lb. Axle.....			91930	Cyl.....				②71302
	1987-1985				Pressure				71304
	DETROIT DIESEL V-8 8.2 L DIESEL ENG.				Return				71302
	Pressure; W/O 5500 Lb. Axle.....			91941	1969-1967				
	FORD V-8 6.1 L ENG.; FORD V-8 7.0 L ENG.				FORD V-8 330 ENG.; FORD V-8 359 ENG.; FORD V-8 361 ENG.; FORD V-8 389 ENG.; FORD V-8 391 ENG.				
	Pressure; W/5500 Lb. Axle.....			91930	Cyl.....				②71302
	1987-1985				Pressure				71304
	DETROIT DIESEL V-8 8.2 L DIESEL ENG.				Return				71302
	Pressure; W/O 5500 Lb. Axle.....			91941	1969-1967				
	FORD V-8 6.1 L ENG.; FORD V-8 7.0 L ENG.				FORD V-8 330 ENG.; FORD V-8 359 ENG.; FORD V-8 361 ENG.; FORD V-8 389 ENG.; FORD V-8 391 ENG.				
	Pressure; W/5500 Lb. Axle.....			91930	Cyl.....				②71302

* Cut From C.P.E. 3/8" I.D. Hose: 71350 (48"), 81352 (25').
 † Cut From S.A.E. 1 1/32" I.D. Hose: 80062 (12"), 80063 (24"), 80064 (36"), 81353 (25').
 ★ Cut From S.A.E. 3/8" I.D. Hose: 71224 (24"), 71236 (36"), 71206 (48"), 81206 (25'). May Also Use 3/8" C.P.E.
 ♣ Cut From S.A.E. 5/8" I.D. Hose: 71351 (36").
 □ Cut From 1/2" I.D. Suction Hose: 71296 (36"), 81354 (10').
 † Cut From 5/8" I.D. Suction Hose: 71207 (42"), 81355 (10').
 * Cut From 3/4" I.D. Suction Hose: 71297 (36"), 81356 (10').
 ☆ See Page A14 For Pump or Gear Identification.

② Two Required.
 ③ Three Required.
 ④ Four Required.
 < Cut To Fit.
 ⚙ Replaces Both Upper and Lower Hose.
 ▲ 252660 Adaptor Required For Some Models.
 ✦ See Page A6 For Installation Procedure.

Power Steering Hose for Buses

Application	Assembly Number	Multi-Use Hose	End Fitting	Application	Assembly Number	Multi-Use Hose	End Fitting
FORD - Continued				FORD - Continued			
B750 - Continued				B7000			
1976-1974				1979-1976			
FORD V-8 330 ENG.; FORD V-8 359 ENG.; FORD V-8 361 ENG.; FORD V-8 389 ENG.; FORD V-8 391 ENG.				CATERPILLAR 3208 DIESEL ENG.			
Pressure	71303		39856	Pressure; W/Eaton P.S. Pump; ☆A.....	71304		
				Pressure; W/TRW P.S. Pump	71303		
				Return; W/TRW P.S. Pump.....	71301		39856
1973				1975			
FORD V-8 330 ENG.; FORD V-8 359 ENG.; FORD V-8 361 ENG.; FORD V-8 389 ENG.; FORD V-8 391 ENG.				CATERPILLAR 3208 DIESEL ENG.; CATERPILLAR V150 DIESEL ENG.; CATERPILLAR V175 DIESEL ENG.; CATERPILLAR V190 DIESEL ENG.; CATERPILLAR V290 DIESEL ENG.			
Cyl. - Left Turn.....	71304		39856	Pressure; W/Eaton P.S. Pump; ☆A.....	71304		
Cyl. - Right Turn	71304			Pressure; W/TRW P.S. Pump	71303		
Pressure	71303		39856	Return; W/TRW P.S. Pump.....	71301		39856
1972-1970				1974-1973			
FORD V-8 330 ENG.; FORD V-8 359 ENG.; FORD V-8 361 ENG.; FORD V-8 389 ENG.; FORD V-8 391 ENG.				CATERPILLAR V150 DIESEL ENG.; CATERPILLAR V175 DIESEL ENG.; CATERPILLAR V190 DIESEL ENG.; CATERPILLAR V290 DIESEL ENG.			
Cyl. - Left Turn.....	71304		39856	Pressure; W/Eaton P.S. Pump; ☆A.....	71304		
Cyl. - Right Turn	71304			Pressure; W/TRW P.S. Pump	71303		
Pressure	71304			Return; W/TRW P.S. Pump.....	71301		39856
Return.....	71302		39856				
1969-1967				1972-1971			
FORD V-8 330 ENG.; FORD V-8 359 ENG.; FORD V-8 361 ENG.; FORD V-8 389 ENG.; FORD V-8 391 ENG.				CATERPILLAR V150 DIESEL ENG.; CATERPILLAR V175 DIESEL ENG.; CATERPILLAR V190 DIESEL ENG.; CATERPILLAR V290 DIESEL ENG.			
Cyl.....	②71302			Cyl.....	②71304		
Pressure	71304			Pressure	71303		
Return.....	71302		39856	Return	71301		39856
B6000				1969-1968			
1975-1973				CATERPILLAR V150 DIESEL ENG.; CATERPILLAR V175 DIESEL ENG.			
CATERPILLAR V150 DIESEL ENG.; CATERPILLAR V175 DIESEL ENG.				CATERPILLAR V150 DIESEL ENG.; CATERPILLAR V175 DIESEL ENG.; CATERPILLAR V190 DIESEL ENG.; CATERPILLAR V290 DIESEL ENG.			
Pressure; W/Eaton P.S. Pump; ☆A.....	71304			Cyl.; W/TRW P.S. Pump.....	②71304		
Pressure; W/TRW P.S. Pump	71303			Pressure; W/TRW P.S. Pump	71303		
Return; W/TRW P.S. Pump.....	71301		39856	Return; W/TRW P.S. Pump.....	71303		
1972-1971				DORSET 363 DIESEL ENG.			
CATERPILLAR V150 DIESEL ENG.; CATERPILLAR V175 DIESEL ENG.				Cyl.....			
Cyl.....	②71304			Cyl.....	②71299		
Pressure	71303			Pressure	71304		
Return.....	71301		39856	Return	71302		39856
1969-1968				1967			
CATERPILLAR V150 DIESEL ENG.; CATERPILLAR V175 DIESEL ENG.				DORSET 363 DIESEL ENG.			
Cyl.; W/TRW P.S. Pump.....	②71304			Cyl.....	②71299		
Pressure; W/TRW P.S. Pump	71303			Pressure	71304		
Return; W/TRW P.S. Pump.....	71303			Return	71302		39856
DORSET 363 DIESEL ENG.				GMC			
Cyl.....	②71299			B6000 B6P SERIES			
Pressure	71304			1995-1992			
Return.....	71302		39856	CATERPILLAR 3116 DIESEL ENG.			
1967				Pressure - From Pump; W/Air Brakes;			
DORSET 363 DIESEL ENG.				W/Ross Stg. Gear.....			
Cyl.....	②71299			91942			
Pressure	71304			Pressure - To Gear; W/Hyd. Brakes;			
Return	71302		39856	W/Saginaw Stg. Gear; ☆N.....			
				91925			

* Cut From C.P.E. 3/8" I.D. Hose: 71350 (48"), 81352 (25').
 † Cut From S.A.E. 11/32" I.D. Hose: 80062 (12"), 80063 (24"), 80064 (36"), 81353 (25').
 * Cut From S.A.E. 3/8" I.D. Hose: 71224 (24"), 71236 (36"), 71206 (48"), 81206 (25'). May Also Use 3/8" C.P.E.
 * Cut From S.A.E. 5/8" I.D. Hose: 71351 (36").
 □ Cut From 1/2" I.D. Suction Hose: 71296 (36"), 81354 (10').
 † Cut From 5/8" I.D. Suction Hose: 71207 (42"), 81355 (10').
 * Cut From 3/4" I.D. Suction Hose: 71297 (36"), 81356 (10').
 ☆ See Page A14 For Pump or Gear Identification.

② Two Required.
 ③ Three Required.
 ④ Four Required.
 < Cut To Fit.
 ⊗ Replaces Both Upper and Lower Hose.
 ▲ 252660 Adaptor Required For Some Models.
 † See Page A6 For Installation Procedure.

SYSTEM PUMP & GEAR IDENT.

SYSTEM & COMPONENT IDENT.

PASS. CARS

LIGHT TRUCKS

MEDIUM/HEAVY TRUCKS

BUSES

HOSE NUMERICAL

REPAIR KITS

KIT NUMERICAL

ILLUSTRATIONS

Power Steering Hose for Buses

	Application	Assembly Number	Multi-Use Hose	End Fitting	Application	Assembly Number	Multi-Use Hose	End Fitting
SYSTEM PUMP & GEAR IDENT.	GMC - Continued				GMC - Continued			
	B6000 B6P SERIES - Continued				B6000 B6P SERIES - Continued			
	1991				1980 - Continued			
SYSTEM & COMPONENT IDENT.	GM V-8 6.0 L ENG.; GM V-8 7.0 L ENG.; GM V-8 7.4 L ENG.				GM V-8 5.7 L ENG.; GM V-8 6.0 L ENG.; GM V-8 7.0 L ENG.			
	Pressure; W/Air Brakes; W/24" P.S.				- Continued			
	Assy..... 80195				Pressure; W/Air Brakes; W/39" P.S.			
	Pressure; W/Hyd. Brakes..... 80196				Assy..... 80197			
	1990				Pressure; W/Hyd. Brakes..... 80196			
	DETROIT DIESEL V-8 8.2 L DIESEL ENG.				Reservoir..... ☼			
	Pressure; W/5000, 7000, 9000 Lb. Axle 80199				Return..... ★			
PASS. CARS	GM V-8 5.7 L ENG.; GM V-8 6.0 L ENG.; GM V-8 7.0 L ENG.; GM V-8 7.4 L ENG.				1979			
	Pressure; W/Air Brakes; W/24" P.S.				GM V-8 307 ENG.			
	Assy..... 80195				Pressure..... 71300			
	Pressure; W/Hyd. Brakes..... 80196				Reservoir..... ☼			
	1989-1987				Return..... ★			
	DETROIT DIESEL V-8 8.2 L DIESEL ENG.				GM V-8 350 ENG.; GM V-8 366 ENG.; GM V-8 427 ENG.; GM V-8 454 ENG.			
	Pressure; W/5000, 7000, 9000 Lb. Axle 80199				Pressure; W/Air Brakes; W/24" P.S.			
LIGHT TRUCKS	GM V-8 5.7 L ENG.; GM V-8 6.0 L ENG.				Assy..... 80195			
	Pressure; W/Air Brakes; W/24" P.S.				Pressure; W/Air Brakes; W/39" P.S.			
	Assy..... 80195				Assy..... 80197			
	Pressure; W/Hyd. Brakes..... 80196				Pressure; W/Hyd. Brakes..... 80196			
	1986-1985				Reservoir..... ☼			
	DETROIT DIESEL V-8 8.2 L DIESEL ENG.				Return..... ★			
	Pressure; W/5000, 7000, 9000 Lb. Axle 80199				S5000 SERIES			
MEDIUM/HEAVY TRUCKS	GM V-8 5.7 L ENG.; GM V-8 6.0 L ENG.				1974-1973			
	Pressure; W/Air Brakes; W/24" P.S.				GM 6-CYL. 230 ENG.; GM 6-CYL. 250 ENG.			
	Assy..... 80195				Cyl..... ②71301			
	Pressure; W/Hyd. Brakes..... 80196				Pressure..... 71306			
	1984-1983				Reservoir..... ☼			
	DETROIT DIESEL V-8 8.2 L DIESEL ENG.				Return..... ★			
	Pressure; W/5000, 7000, 9000 Lb. Axle 80199				SE6000			
	GM V-8 5.7 L ENG.; GM V-8 6.0 L ENG.; GM V-8 7.0 L ENG.				1978-1975			
	Pressure; W/Air Brakes; W/24" P.S.				GM V-8 307 ENG.; GM V-8 427 ENG.; GM V-8 454 ENG.			
	Assy..... 80195				Cyl..... ②71301			
	Pressure; W/Air Brakes; W/39" P.S.				Pressure; W/F070, F090 Axles..... 71300			
	Assy..... 80197				Reservoir..... ☼			
	Pressure; W/Hyd. Brakes..... 80196				Return..... ★			
BUSES	1982-1981				GM V-8 350 ENG.			
	GM V-8 5.7 L ENG.; GM V-8 6.0 L ENG.; GM V-8 7.0 L ENG.				Cyl..... ②71301			
	Pressure; W/Air Brakes; W/24" P.S.				Pressure; W/F070, F090 Axles..... 71300			
	Assy..... 80195				Pressure; W/O F070, F090 Axles..... 71299			
	Pressure; W/Air Brakes; W/39" P.S.				Reservoir..... ☼			
	Assy..... 80197				Return..... ★			
	Pressure; W/Hyd. Brakes..... 80196				GM V-8 366 ENG.			
	Reservoir..... ☼				Cyl..... ②71301			
	Return..... ★				Pressure; W/F070, F090 Axles..... 71300			
HOSE NUMERICAL	1980				Pressure; W/O F070, F090 Axles..... 71306			
	DETROIT DIESEL V-8 8.2 L DIESEL ENG.				Reservoir..... ☼			
	Pressure..... 71305				Return..... ★			
	Reservoir..... ☼				SG5500			
	Return..... ★				1974-1970			
	GM V-8 5.7 L ENG.; GM V-8 6.0 L ENG.; GM V-8 7.0 L ENG.				GMC D478 DIESEL ENG.; GMC DH478 DIESEL ENG.			
	Pressure; W/Air Brakes; W/24" P.S.				Cyl..... ②71301			
	Assy..... 80195				Pressure..... 71305			
	Reservoir..... ☼				Reservoir..... ☼			
	Return..... ★				Return..... ★			

* Cut From C.P.E. 3/8" I.D. Hose: 71350 (48"), 81352 (25").
 † Cut From S.A.E. 11/32" I.D. Hose: 80062 (12"), 80063 (24"), 80064 (36"), 81353 (25").
 ★ Cut From S.A.E. 3/8" I.D. Hose: 71224 (24"), 71236 (36"), 71206 (48"), 81206 (25"). May Also Use 3/8" C.P.E.
 ☼ Cut From S.A.E. 5/8" I.D. Hose: 71351 (36").
 □ Cut From 1/2" I.D. Suction Hose: 71296 (36"), 81354 (10').
 † Cut From 5/8" I.D. Suction Hose: 71207 (42"), 81355 (10').
 * Cut From 3/4" I.D. Suction Hose: 71297 (36"), 81356 (10').
 ☆ See Page A14 For Pump or Gear Identification.

② Two Required.
 ③ Three Required.
 ④ Four Required.
 ☼ Cut To Fit.
 ☼ Replaces Both Upper and Lower Hose.
 ▲ 252660 Adaptor Required For Some Models.
 ☼ See Page A6 For Installation Procedure.

Power Steering Hose for Buses

Application	Assembly Number	Multi-Use Hose	End Fitting	Application	Assembly Number	Multi-Use Hose	End Fitting
GMC - Continued				INTERNATIONAL/NAVISTAR			
SG6000				- Continued			
1975-1970				1853			
GMC D478 DIESEL ENG.; GMC DH478 DIESEL ENG.				1989			
Cyl.....	②71301			INTERNATIONAL/NAVISTAR DT360 DIESEL ENG.; INTERNATIONAL/NAVISTAR DT466 DIESEL ENG.			
Pressure	71305			Pressure - From Pump	80215		
Reservoir		*		Pressure - To Gear; W/Hyd. Brakes;			
Return		*		W/Ross Stg. Gear.....	91932		
SM5500				3600			
1975-1973				1993			
GM V-6 305 ENG.; GM V-6 351 ENG.; GM V-6 379 ENG.				INTERNATIONAL/NAVISTAR DT360 DIESEL ENG.; INTERNATIONAL/NAVISTAR DT466 DIESEL ENG.			
Cyl.....	②71301			Pressure - From Pump	80215		
Pressure	71305			Pressure - To Gear; W/Hyd. Brakes;			
Reservoir		*		W/Ross Stg. Gear.....	91932		
Return		*		1992-1991			
SM6500				INTERNATIONAL/NAVISTAR DT360 DIESEL ENG.; INTERNATIONAL/NAVISTAR DT466 DIESEL ENG.			
1975				1993			
GM V-6 305 ENG.; GM V-6 351 ENG.; GM V-6 379 ENG.				INTERNATIONAL/NAVISTAR DT360 DIESEL ENG.; INTERNATIONAL/NAVISTAR DT466 DIESEL ENG.			
Cyl.....	②71301			Pressure - From Pump	80215		
Pressure	71305			Pressure - To Gear; W/Hyd. Brakes;			
Reservoir		*		W/Ross Stg. Gear.....	91932		
Return		*		1992-1991			
SS4500				INTERNATIONAL/NAVISTAR DT360 DIESEL ENG.; INTERNATIONAL/NAVISTAR DT466 DIESEL ENG.			
1974-1973				1993			
GM V-6 305 ENG.; GM V-6 351 ENG.; GM V-6 379 ENG.; GM V-6 401 ENG.; GM V-6 432 ENG.; GM V-6 478 ENG.				INTERNATIONAL/NAVISTAR DT360 DIESEL ENG.; INTERNATIONAL/NAVISTAR DT466 DIESEL ENG.			
Cyl.....	②71301			Pressure - From Pump	80215		
Pressure	71305			Pressure - To Gear; W/Hyd. Brakes;			
Reservoir		*		W/Ross Stg. Gear.....	91932		
Return		*		1992-1991			
SS6000				INTERNATIONAL/NAVISTAR DT360 DIESEL ENG.; INTERNATIONAL/NAVISTAR DT466 DIESEL ENG.			
1977-1973				1993			
GM 6-CYL. 230 ENG.; GM 6-CYL. 250 ENG.				INTERNATIONAL/NAVISTAR DT360 DIESEL ENG.; INTERNATIONAL/NAVISTAR DT466 DIESEL ENG.			
Cyl.....	②71301			Pressure - From Pump	80215		
Pressure	71306			Pressure - To Gear; W/Hyd. Brakes;			
Reservoir		*		W/Ross Stg. Gear.....	91932		
Return		*		1992-1991			
SS6000				INTERNATIONAL/NAVISTAR DT360 DIESEL ENG.; INTERNATIONAL/NAVISTAR DT466 DIESEL ENG.			
1978-1973				1990			
GM 6-CYL. 292 ENG.				INTERNATIONAL/NAVISTAR V-8 7.3 L DIESEL ENG.			
Cyl.....	②71301			Pressure - To Gear; W/Hyd. Brakes;			
Pressure	71306			W/Ross Stg. Gear.....	91932		
Reservoir		*		1993-1990			
Return		*		INTERNATIONAL/NAVISTAR DT360 DIESEL ENG.; INTERNATIONAL/NAVISTAR DT466 DIESEL ENG.			
INTERNATIONAL/NAVISTAR				1993			
1753				1993			
1989				INTERNATIONAL/NAVISTAR V-8 7.3 L DIESEL ENG.			
INTERNATIONAL/NAVISTAR V-8 7.3 L DIESEL ENG.				Pressure - To Gear; W/Hyd. Brakes;			
W/Ross Stg. Gear.....				91932			

* Cut From C.P.E. 3/8" I.D. Hose: 71350 (48"), 81352 (25').

† Cut From S.A.E. 11/32" I.D. Hose: 80062 (12"), 80063 (24"), 80064 (36"), 81353 (25').

* Cut From S.A.E. 3/8" I.D. Hose: 71224 (24"), 71236 (36"), 71206 (48"), 81206 (25'). May Also Use 3/8" C.P.E.

* Cut From S.A.E. 5/8" I.D. Hose: 71351 (36").

□ Cut From 1/2" I.D. Suction Hose: 71296 (36"), 81354 (10').

◇ Cut From 5/8" I.D. Suction Hose: 71207 (42"), 81355 (10').

* Cut From 3/4" I.D. Suction Hose: 71297 (36"), 81356 (10').

☆ See Page A14 For Pump or Gear Identification.

② Two Required.

③ Three Required.

④ Four Required.

⊕ Cut To Fit.

⊗ Replaces Both Upper and Lower Hose.

▲ 252660 Adaptor Required For Some Models.

⊕ See Page A6 For Installation Procedure.

SYSTEM
PUMP &
GEAR
IDENT.

SYSTEM &
COM-
PONENT
IDENT.

PASS.
CARS

LIGHT
TRUCKS

MEDIUM/
HEAVY
TRUCKS

BUSES

HOSE
NUMER-
ICAL

REPAIR
KITS

KIT
NUMER-
ICAL

ILLUSTRATIONS

Power Steering Hose for Buses

	Application	Assembly Number	Multi-Use Hose	End Fitting	Application	Assembly Number	Multi-Use Hose	End Fitting	
SYSTEM PUMP & GEAR IDENT.	<p>INTERNATIONAL/NAVISTAR - Continued</p> <p>3800 - Continued</p> <p>1993-1990 - Continued</p> <p>INTERNATIONAL/NAVISTAR DT360 DIESEL ENG.; INTERNATIONAL/NAVISTAR DT466 DIESEL ENG. - Continued</p> <p>Pressure - To Gear; W/Hyd. Brakes; W/Ross Stg. Gear..... 91932</p>				<p>INTERNATIONAL/NAVISTAR - Continued</p> <p>3900FC</p> <p>1993-1991</p> <p>INTERNATIONAL/NAVISTAR DT360 DIESEL ENG.; INTERNATIONAL/NAVISTAR DT466 DIESEL ENG.</p> <p>Pressure - From Pump 80215</p> <p>Pressure - To Gear; W/Hyd. Brakes; W/Ross Stg. Gear..... 91932</p>				
SYSTEM & COMPONENT IDENT.									
PASS. CARS									
LIGHT TRUCKS									
MEDIUM/HEAVY TRUCKS									
BUSES									
HOSE NUMERICAL									
REPAIR KITS									
KIT NUMERICAL									

- * Cut From C.P.E. 3/8" I.D. Hose: 71350 (48"), 81352 (25').
- † Cut From S.A.E. 11/32" I.D. Hose: 80062 (12"), 80063 (24"), 80064 (36"), 81353 (25').
- ★ Cut From S.A.E. 3/8" I.D. Hose: 71224 (24"), 71236 (36"), 71206 (48"), 81206 (25'). May Also Use 3/8" C.P.E.
- ♣ Cut From S.A.E. 5/8" I.D. Hose: 71351 (36").
- Cut From 1/2" I.D. Suction Hose: 71296 (36"), 81354 (10').
- ⊕ Cut From 5/8" I.D. Suction Hose: 71207 (42"), 81355 (10').
- ✱ Cut From 3/4" I.D. Suction Hose: 71297 (36"), 81356 (10').
- ☆ See Page A14 For Pump or Gear Identification.

- ② Two Required.
- ③ Three Required.
- ④ Four Required.
- ≠ Cut To Fit.
- ⊗ Replaces Both Upper and Lower Hose.
- ▲ 252660 Adaptor Required For Some Models.
- ✱ See Page A6 For Installation Procedure.

Numerical Listing

Power Steering Hose Assemblies and End Fittings

39104	39107 - Continued	39135 - Continued
Ford; Thunderbird; 1995-1991; V6-3.8 Ford; Thunderbird; 1995-1991; V8-4.6 Merc; Cougar; 1995-1991; V6-3.8 Merc; Cougar; 1993-1991; V8-5.0	Pont; Parisienne; 1981; V8-5.7 Dsl (Canada)	AmerMtrs; Matador; 1974-1971; V8-360 AmerMtrs; Matador; 1974-1971; V8-401 AmerMtrs; Pacer; 1977-1975; L6-232 AmerMtrs; Pacer; 1977-1975; L6-258 AmerMtrs; Rambler; 1969; L6-199 AmerMtrs; Rambler; 1969; L6-232 AmerMtrs; Rambler; 1969; V8-290 AmerMtrs; Rambler; 1969-1968; V8-390 AmerMtrs; Rebel; 1970-1968; V8-304 AmerMtrs; Rebel; 1970; V8-360 AmerMtrs; Rebel; 1970-1969; V8-390 AmerMtrs; Spirit; 1979; V8-304 Buick; Apollo; 1974-1973; L6-250 Buick; Century; 1979; V6-196 Buick; Century; 1979; V6-231 Buick; Century; 1976; V6-231 Buick; Century; 1979-1975; V8-305 Buick; Century; 1977; V8-403 Buick; Electra; 1979-1977; V8-350 Buick; Electra; 1979-1977; V8-403 Buick; Estate Wagon; 1979-1977; V8-350 Buick; Estate Wagon; 1979-1977; V8-403 Buick; Lesabre; 1979-1978; V6-231 Buick; Lesabre; 1978-1977; V8-305 Buick; Regal; 1979-1978; V6-231 Buick; Regal; 1976; V6-231 Buick; Regal; 1979-1975; V8-305 Buick; Riviera; 1979-1977; V8-350 Buick; Skyhawk; 1979; V6-231 Buick; Skylark; 1976; V6-231 Buick; Skylark; 1979; V8-305 Buick; Skylark; 1979; V8-350 Buick; Skylark; 1976; V8-350 Cad; Deville; 1979; V8-350 Dsl Cad; Eldorado; 1979; V8-350 Cad; Eldorado; 1979; V8-350 Dsl Cad; Fleetwood; 1979; V8-350 Dsl Cad; Seville; 1979-1976; V8-350 Chev; Beaumont; 1965; L6-194 (Canada) Chev; Beaumont; 1968; L6-230 (Canada) Chev; Beaumont; 1965; L6-230 (Canada) Chev; Beaumont; 1969-1968; L6-250 (Canada) Chev; Beaumont; 1965; V8-283 (Canada) Chev; Beaumont; 1969; V8-307 (Canada) Chev; Beaumont; 1965; V8-327 (Canada) Chev; Beaumont; 1969; V8-350 (Canada) Chev; BelAir; 1972; L6-250 Chev; BelAir; 1979-1977; V8-305 (Canada) Chev; BelAir; 1975-1973; V8-350 Chev; BelAir; 1979-1973; V8-350 (Canada) Chev; BelAir; 1976-1973; V8-400 (Canada) Chev; BelAir; 1976; V8-454 (Canada) Chev; Biscayne; 1972; L6-250 Chev; Biscayne; 1975-1973; V8-350 (Canada) Chev; Biscayne; 1975-1973; V8-400 (Canada) Chev; Biscayne; 1975-1973; V8-454 (Canada) Chev; Blazer; 1979-1977; V8-305 Chev; Blazer; 1973; V8-307 Chev; Blazer; 1979-1973; V8-350 Chev; Blazer; 1979-1975; V8-400 Chev; C&K Pickup; 1979-1977; V8-305 Chev; C&K Pickup; 1973; V8-307 Chev; C&K Pickup; 1979-1973; V8-350 Chev; C&K Pickup; 1979-1975; V8-350 Dsl Chev; C&K Pickup; 1979-1973; V8-454 Chev; Camaro; 1969-1967; L6-230 Chev; Camaro; 1972-1967; L6-250 Chev; Camaro; 1969-1967; V8-302 Chev; Camaro; 1979-1977; V8-305 Chev; Camaro; 1972-1969; V8-307 Chev; Camaro; 1969-1967; V8-327
39106	39108	
Buick; Electra; 1981; V8-5.7 Dsl Cad; Eldorado; 1981; V6-4.1 Cad; Seville; 1981; V6-4.1 Chev; BelAir; 1981-1980; V6-3.8 (Canada) Chev; C&K Pickup; 1980-1981; V8-6.6 Chev; C&K Pickup; 1981-1980; V8-7.4 Chev; Caprice; 1980; V8-5.7 Chev; G Van; 1980; L6-4.1 Chev; G Van; 1980; V8-5.0 Chev; G Van; 1980; V8-5.7 Chev; G Van; 1980-1981; V8-6.6 Chev; Suburban; 1981-1980; V8-5.7 Chev; Suburban; 1980; V8-6.6 GMC; C&K Pickup; 1981-1980; V8-5.0 GMC; C&K Pickup; 1980-1981; V8-6.6 GMC; C&K Pickup; 1981-1980; V8-7.4 GMC; G Van; 1980; L6-4.1 GMC; G Van; 1980; V8-5.0 GMC; G Van; 1980; V8-5.7 GMC; G Van; 1980-1981; V8-6.6 GMC; Suburban; 1981-1980; V8-5.7 GMC; Suburban; 1980; V8-6.6 Olds; Custom Cruiser; 1981-1980; V8-5.0 Olds; Custom Cruiser; 1980; V8-5.7 Olds; Cutlass; 1980; V8-4.3 Olds; Cutlass; 1980; V8-5.0 Olds; Cutlass; 1980; V8-5.7 Olds; Cutlass Cruiser; 1980; V8-4.3 Olds; Cutlass Cruiser; 1980-1981; V8-5.0 Olds; Delta 88; 1981; V8-4.4 (Canada) Olds; Delta 88; 1981-1980; V8-5.0 Olds; Delta 88; 1980; V8-5.7 Olds; Ninety Eight; 1980; V8-5.7 Olds; Toronado; 1980; V8-5.7 Pont; Bonneville; 1980; V8-4.3 Pont; Catalina; 1980; V8-4.3 Pont; Grand Lemans; 1980; V8-4.3 Pont; Grand Prix; 1980; V8-4.3 Pont; Grand Prix; 1980; V8-4.9 Pont; Lemans; 1980; V8-4.3	Chev; Blazer; 1995; V6-4.3 Chev; Blazer Compact; 1988-1987; L4-2.5 Chev; Blazer Compact; 1989-1987; V6-2.8 Chev; Blazer Compact; 1994-1988; V6-4.3 Chev; S Pickup; 1994-1987; L4-2.2 Chev; S Pickup; 1993-1987; V6-2.8 Chev; S Pickup; 1995-1988; V6-4.3 Dodge; Ram Pickup; 1995-1994; L6-5.9 Dsl GMC; Jimmy; 1995-1992; V6-4.3 GMC; Jimmy Compact; 1989-1987; V6-2.8 GMC; Jimmy Compact; 1991-1988; V6-4.3 GMC; S Pickup; 1990-1987; V6-2.8 GMC; S Pickup; 1990-1988; V6-4.3 GMC; Sonoma; 1994-1991; L4-2.2 GMC; Sonoma; 1993-1991; V6-2.8 GMC; Sonoma; 1995-1991; V6-4.3 Jeep; Cherokee; 1995-1990; L4-2.5	
39107	39114	
Olds; Delta 88; 1980; V8-4.3 Pont; Bonneville; 1981; V8-4.3 Pont; Catalina; 1981; V8-4.3 Pont; Catalina; 1981; V8-4.4 (Canada) Pont; Catalina; 1981; V8-5.7 Dsl Pont; Firebird; 1981; V8-4.4 (Canada) Pont; Firebird; 1981; V8-4.9 Pont; Grand Lemans; 1981; V8-4.4 (Canada) Pont; Grand Lemans; 1981; V8-4.9 Pont; Grand Prix; 1981; V6-3.8 Pont; Grand Prix; 1981; V8-4.3 Pont; Grand Prix; 1981; V8-4.4 (Canada) Pont; Laurentian; 1981; V8-4.3 (Canada) Pont; Laurentian; 1981; V8-4.4 (Canada) Pont; Laurentian; 1981; V8-5.0 (Canada) Pont; Laurentian; 1981; V8-5.7 Dsl (Canada) Pont; Lemans; 1981; V8-4.3 Pont; Lemans; 1981; V8-4.4 (Canada) Pont; Lemans; 1981; V8-4.9 Pont; Parisienne; 1981; V8-4.3 (Canada) Pont; Parisienne; 1981; V8-4.4 (Canada) Pont; Parisienne; 1981; V8-5.0 (Canada)	Ford; Pinto; 1980-1978; L4-2.3 Merc; Bobcat; 1980-1977; L4-2.3 Merc; Bobcat; 1979-1977; V6-171 Merc; Monarch; 1980-1979; L6-4.1	
	39135	
	AmerMtrs; Ambassador; 1971; L6-258 AmerMtrs; Ambassador; 1969-1968; V8-290 AmerMtrs; Ambassador; 1974-1968; V8-304 AmerMtrs; Ambassador; 1974-1970; V8-360 AmerMtrs; Ambassador; 1970-1968; V8-390 AmerMtrs; Ambassador; 1974-1971; V8-401 AmerMtrs; American; 1968; L6-199 AmerMtrs; American; 1968-1978; L6-232 AmerMtrs; AMX; 1978; L6-258 AmerMtrs; AMX; 1969-1979; V8-290 AmerMtrs; AMX; 1974-1972; V8-304 AmerMtrs; AMX; 1969-1968; V8-343 AmerMtrs; AMX; 1974-1970; V8-360 AmerMtrs; AMX; 1970-1968; V8-390 AmerMtrs; AMX; 1974-1968; V8-401 AmerMtrs; Gremlin; 1970; L6-199 AmerMtrs; Gremlin; 1977; L6-232 AmerMtrs; Gremlin; 1974-1970; L6-232 AmerMtrs; Gremlin; 1977; L6-258 AmerMtrs; Gremlin; 1974-1971; L6-258 AmerMtrs; Gremlin; 1974-1972; V8-304 AmerMtrs; Hornet; 1970; L6-199 AmerMtrs; Hornet; 1977; L6-232 AmerMtrs; Hornet; 1974-1970; L6-232 AmerMtrs; Hornet; 1977; L6-258 AmerMtrs; Hornet; 1974-1971; L6-258 AmerMtrs; Hornet; 1974-1973; V8-304 AmerMtrs; Hornet; 1971-1970; V8-304 AmerMtrs; Hornet; 1974-1973; V8-360 AmerMtrs; Hornet; 1971; V8-360 AmerMtrs; Javelin; 1974-1968; L6-232 AmerMtrs; Javelin; 1974-1971; L6-258 AmerMtrs; Javelin; 1969-1968; V8-290 AmerMtrs; Javelin; 1974-1968; V8-304 AmerMtrs; Javelin; 1974-1970; V8-360 AmerMtrs; Javelin; 1970-1968; V8-390 AmerMtrs; Javelin; 1974-1971; V8-401 AmerMtrs; Matador; 1974-1971; L6-232 AmerMtrs; Matador; 1978; L6-258 AmerMtrs; Matador; 1974-1971; L6-258 AmerMtrs; Matador; 1974-1971; V8-304	

- SYSTEM PUMP & GEAR IDENT.
- SYSTEM & COMPONENT IDENT.
- PASS. CARS
- LIGHT TRUCKS
- MEDIUM/HEAVY TRUCKS
- BUSES
- HOSE NUMERICAL
- REPAIR KITS
- KIT NUMERICAL
- ILLUSTRATIONS

Numerical Listing - Power Steering Hose Assemblies and End Fittings

	39135 - Continued	39135 - Continued	39135 - Continued
SYSTEM PUMP & GEAR IDENT.	Chev; Camaro; 1979-1977; V8-350 Chev; Camaro; 1972-1967; V8-350 Chev; Camaro; 1969-1967; V8-396 Chev; Camaro; 1971-1969; V8-400 Chev; Camaro; 1967; V8-427 Chev; Caprice; 1979-1977; V8-305 Chev; Caprice; 1979-1973; V8-350 Chev; Caprice; 1976-1973; V8-400 Chev; Caprice; 1976-1973; V8-454 Chev; Chevelle; 1969-1968; L6-230 Chev; Chevelle; 1971-1968; L6-250 Chev; Chevelle; 1976; V8-305 Chev; Chevelle; 1973-1968; V8-307 Chev; Chevelle; 1976-1969; V8-350 Chev; Chevelle; 1969; V8-396 Chev; Chevelle; 1976-1974; V8-400 Chev; Chevelle; 1971-1970; V8-400 Chev; Chevelle; 1974-1970; V8-454 Chev; Chevy II; 1968-1965; L4-153 Chev; Chevy II; 1967-1965; L6-194 Chev; Chevy II; 1968-1965; L6-230 Chev; Chevy II; 1968-1967; L6-250 Chev; Chevy II; 1967-1965; V8-283 Chev; Chevy II; 1968; V8-307 Chev; Chevy II; 1968-1965; V8-327 Chev; Chevy II; 1968; V8-350 Chev; Chevy II; 1968; V8-396 Chev; Corvette; 1980; V8-5.0 Chev; Corvette; 1968-1963; V8-327 Chev; Corvette; 1982-1969; V8-5.7 Chev; Corvette; 1965; V8-396 Chev; Corvette; 1969-1966; V8-427 Chev; Corvette; 1974-1968; V8-454 Chev; El Camino; 1971-1979; L6-250 Chev; El Camino; 1979-1976; V8-305 Chev; El Camino; 1973-1969; V8-307 Chev; El Camino; 1979-1969; V8-350 Chev; El Camino; 1976-1974; V8-400 Chev; El Camino; 1972-1970; V8-402 Chev; El Camino; 1975-1970; V8-454 Chev; G Van; 1979-1973; L6-250 Chev; G Van; 1978-1974; L6-292 Chev; G Van; 1979-1977; V8-305 Chev; G Van; 1973; V8-307 Chev; G Van; 1979-1973; V8-350 Chev; G Van; 1979-1975; V8-400 Chev; Impala; 1972; L6-250 Chev; Impala; 1979-1977; V8-305 Chev; Impala; 1979-1973; V8-350 Chev; Impala; 1976-1973; V8-400 Chev; Impala; 1976-1973; V8-454 Chev; Malibu; 1978-1979; V6-200 Chev; Malibu; 1979-1976; V8-305 Chev; Malibu; 1973; V8-307 Chev; Malibu; 1979-1973; V8-350 Chev; Malibu; 1976-1973; V8-400 Chev; Monte Carlo; 1979; V8-267 Chev; Monte Carlo; 1979-1970; V8-305 Chev; Monte Carlo; 1976-1970; V8-400 Chev; Monte Carlo; 1972-1970; V8-402 Chev; Monte Carlo; 1975-1970; V8-454 Chev; Monza; 1977-1976; L4-140 Chev; Monza; 1979-1978; V6-196 Chev; Nova; 1970-1969; L6-230 Chev; Nova; 1974-1969; L6-250 Chev; Nova; 1975; V8-262 Chev; Nova; 1979-1976; V8-305 Chev; Nova; 1972-1969; V8-307 Chev; Nova; 1979-1975; V8-350 Chev; Nova; 1972-1970; V8-350 Chev; P Van; 1979; V8-350 Chev; Suburban; 1973; V8-307 Chev; Suburban; 1979-1973; V8-350 Chev; Suburban; 1978-1975; V8-350 Dsl Chev; Suburban; 1979-1973; V8-454 Chev; Vega; 1976; L4-122 Dodge; D & W Pickup; 1979-1972; L6-225 Dodge; D & W Pickup; 1979-1972; L6-243 Dsl Dodge; D & W Pickup; 1979-1972; V8-360 Dodge; D & W Pickup; 1978-1972; V8-400 Dodge; D & W Pickup; 1978-1973; V8-440 Dodge; Ramcharger; 1979-1977; L6-225	Dodge; Ramcharger; 1979-1977; V8-318 Dodge; Ramcharger; 1979-1974; V8-360 Ford; Bronco; 1977-1972; V8-302 Ford; Custom; 1966-1965; V8-289 Ford; Custom 500; 1979; V8-302 (Canada) Ford; Custom 500; 1979; V8-351 (Canada) Ford; E Van; 1981-1979; L6-4.9 Ford; Galaxie; 1966-1965; V8-289 Ford; Ltd; 1981; V8-4.2 Ford; Ltd; 1979; V8-302 Ford; Ltd; 1981-1979; V8-5.0 Ford; Ltd II; 1979-1978; V8-302 Ford; Ltd II; 1978; V8-400 Ford; Mustang II; 1976; L4-140 Ford; Mustang II; 1976-1977; V6-171 Ford; Pinto; 1977; V6-171 Ford; Rancho; 1979-1978; V8-302 Ford; Rancho; 1978-1955; V8-400 Ford; Thunderbird; 1979-1956; V8-302 Ford; Thunderbird; 1979-1978; V8-351 Ford; Thunderbird; 1960-1958; V8-352 Ford; Thunderbird; 1961; V8-390 Ford; Thunderbird; 1978; V8-400 Ford; Thunderbird; 1960-1959; V8-430 GMC; C&K Pickup; 1979-1977; V8-305 GMC; C&K Pickup; 1973; V8-307 GMC; C&K Pickup; 1979-1973; V8-350 GMC; C&K Pickup; 1979-1975; V8-350 Dsl GMC; C&K Pickup; 1979-1973; V8-454 GMC; Caballero; 1978-1979; V6-200 GMC; Caballero; 1979-1973; V8-305 GMC; G Van; 1978-1974; L6-292 GMC; G Van; 1979-1978; V8-305 GMC; G Van; 1973; V8-307 GMC; G Van; 1979-1973; V8-350 GMC; G Van; 1979-1975; V8-400 GMC; Jimmy; 1979-1977; V8-305 GMC; Jimmy; 1973; V8-307 GMC; Jimmy; 1979-1973; V8-350 GMC; Jimmy; 1979-1975; V8-400 GMC; P Van; 1979; V8-350 GMC; Sprint; 1971; L6-250 GMC; Sprint; 1977-1976; V8-305 GMC; Sprint; 1973-1971; V8-307 GMC; Sprint; 1977-1971; V8-350 GMC; Sprint; 1976-1974; V8-400 GMC; Sprint; 1972; V8-402 GMC; Sprint; 1975-1972; V8-454 GMC; Suburban; 1979-1977; V8-305 GMC; Suburban; 1973; V8-307 GMC; Suburban; 1979-1973; V8-350 GMC; Suburban; 1979-1975; V8-400 GMC; Suburban; 1979-1973; V8-454 Intnatt; Scout; 1970-1969; L4-152 Intnatt; Scout; 1971-1969; L4-196 Intnatt; Scout; 1971-1969; V8-304 Intnatt; Scout II; 1979-1971; L4-196 Intnatt; Scout II; 1974-1973; L6-258 Intnatt; Scout II; 1979-1971; V8-304 Intnatt; Scout II; 1979-1971; V8-345 Jeep; Cherokee; 1979-1974; L6-258 Jeep; Cherokee; 1979-1974; V8-360 Jeep; Cherokee; 1978-1974; V8-401 Jeep; CJ; 1978-1976; L6-232 Jeep; CJ; 1979-1976; L6-258 Jeep; CJ; 1979-1976; V8-304 Jeep; J Pickup; 1965-1963; L6-230 Jeep; J Pickup; 1971; L6-232 Jeep; J Pickup; 1968-1965; L6-232 Jeep; J Pickup; 1979-1972; L6-258 Jeep; J Pickup; 1970-1969; V8-327 Jeep; J Pickup; 1979-1972; V8-360 Jeep; J Pickup; 1978-1974; V8-401 Jeep; Pickup; 1964-1963; L6-226 Jeep; Pickup; 1965-1963; L6-230 Jeep; Station Wagon; 1965-1963; L6-230 Jeep; Wagoneer; 1965-1963; L6-230 Jeep; Wagoneer; 1971-1970; L6-232 Jeep; Wagoneer; 1968-1965; L6-232 Jeep; Wagoneer; 1973-1969; L6-258 Jeep; Wagoneer; 1979-1972; V8-360 Jeep; Wagoneer; 1978-1974; V8-401	Linc; Continental; 1980; V8-5.0 Linc; Continental; 1980; V8-5.8 Linc; Mark VI; 1980-1981; V8-5.8 Merc; Bobcat; 1977-1975; L4-140 Merc; Bobcat; 1977-1975; V6-171 Merc; Cougar; 1979-1978; V8-302 Merc; Cougar; 1978; V8-400 Merc; Grand Marquis; 1981; V8-4.2 Merc; Grand Marquis; 1979; V8-302 Merc; Grand Marquis; 1981-1979; V8-5.0 Merc; Marquis; 1981; V8-4.2 Merc; Marquis; 1979; V8-302 Merc; Marquis; 1981-1979; V8-5.0 Olds; Custom Cruiser; 1979-1977; V8-350 Olds; Custom Cruiser; 1979-1977; V8-350 Dsl Olds; Cutlass; 1979; V6-231 Olds; Cutlass; 1977; V8-350 Olds; Cutlass; 1977; V8-403 Olds; Cutlass Cruiser; 1979; V6-231 Olds; Cutlass Cruiser; 1979-1978; V8-260 Olds; Cutlass Cruiser; 1978-1979; V8-305 Olds; Delta 88; 1979-1977; V8-260 Olds; Delta 88; 1979-1977; V8-350 Olds; Delta 88; 1979-1977; V8-403 Olds; Ninety Eight; 1979-1977; V8-350 Olds; Ninety Eight; 1979-1977; V8-403 Olds; Omega; 1977-1975; V6-231 Olds; Starfire; 1977; L4-140 Olds; Toronado; 1979; V8-350 Olds; Toronado; 1979; V8-350 Dsl Olds; Toronado; 1977; V8-403 Ply; Trailduster; 1979-1974; L6-225 Ply; Trailduster; 1979-1974; V8-318 Ply; Trailduster; 1979-1974; V8-360 Ply; Trailduster; 1978-1976; V8-400 Ply; Trailduster; 1974; V8-400 Ply; Trailduster; 1978-1974; V8-440 Pont; Astre; 1977-1975; L4-140 Pont; Astre; 1977; L4-151 Pont; Bonneville; 1977; V8-305 Pont; Bonneville; 1979-1978; V8-350 Pont; Bonneville; 1978-1977; V8-403 Pont; Catalina; 1979-1977; V8-350 Pont; Catalina; 1979-1978; V8-403 Pont; Firebird; 1978-1977; V6-231 Pont; Firebird; 1979-1978; V8-350 Pont; Firebird; 1978; V8-403 Pont; Grand Am; 1978; V8-305 Pont; Grand Lemans; 1978-1977; V8-305 Pont; Grand Lemans; 1977; V8-400 Pont; Grand Lemans; 1977-1978; V8-403 Pont; Grand Prix; 1978; V8-305 Pont; Grand Prix; 1966-1962; V8-389 Pont; Grand Prix; 1968-1963; V8-400 Pont; Grand Prix; 1968-1967; V8-428 Pont; Grand Safari; 1977-1978; V8-305 Pont; Grand Safari; 1978-1977; V8-350 Pont; Laurentian; 1977; V8-305 (Canada) Pont; Laurentian; 1979-1977; V8-350 (Canada) Pont; Lemans; 1977; V8-403 Pont; Parisienne; 1977; V8-305 (Canada) Pont; Parisienne; 1977; V8-350 (Canada) Pont; Sunbird; 1977; L4-140 Pont; Sunbird; 1979-1966; V6-231 Pont; Ventura; 1973; L6-250 Pont; Ventura; 1973; V8-350 Chev; P30; 1979-1977; GM V8-350 Dodge; D400; 1976-1975; Dodge V8-318 Dodge; W500; 1976-1975; Dodge V8-318 GMC; P3500; 1979; V8-350 Dodge; S500; 1976-1974; GM V8-318 Dodge; S600; 1976-1974; GM V8-318
SYSTEM & COMPONENT IDENT.			
PASS. CARS			
LIGHT TRUCKS			
MEDIUM/HEAVY TRUCKS			
BUSES			
HOSE NUMERICAL			
REPAIR KITS			
KIT NUMERICAL			
ILLUSTRATIONS			39137 Buick; Century; 1986-1983; V6-2.8 Buick; Skylark; 1985-1983; V6-2.8 Chev; Celebrity; 1986-1983; V6-2.8 Chev; Citation; 1985-1983; V6-2.8 Olds; Cutlass Ciera; 1986-1983; V6-2.8 Pont; 6000; 1986-1983; V6-2.8

Numerical Listing - Power Steering Hose Assemblies and End Fittings

39138

Buick; Regal; 1987-1986; V8-5.0
Chev; Camaro; 1987-1986; V8-5.0
Chev; Caprice; 1988-1986; V8-5.0
Chev; Caprice; 1988-1986; V8-5.7
Chev; Monte Carlo; 1988-1986; V8-5.0
GMC; Caballero; 1987-1986; V8-5.0
Olds; Cutlass; 1987-1986; V8-5.0
Pont; Bonneville; 1986; V6-4.3
Pont; Bonneville; 1986; V8-5.0
Pont; Parisienne; 1986; V6-4.3
Pont; Parisienne; 1986; V8-5.0

39212

Chev; C40; 1969; GM L6-230
Chev; C40; 1972-1969; GM L6-250
Chev; C40; 1972-1969; GM V8-307
Chev; C40; 1972-1969; GM V8-350
Chev; C50; 1969; GM L6-230
Chev; C50; 1972-1969; GM L6-250
Chev; C50; 1972-1967; GM L6-292
Chev; C50; 1972-1970; GM V8-307
Chev; C50; 1968; GM V8-307
Chev; C50; 1968-1967; GM V8-327
Chev; C50; 1972-1969; GM V8-350
Chev; C50; 1972-1970; GM V8-366
Chev; C50; 1972-1970; GM V8-427
Chev; C60; 1968-1967; GM V8-283
Chev; C60; 1972-1970; GM V8-307
Chev; C60; 1968; GM V8-307
Chev; C60; 1968-1967; GM V8-327
Chev; C60; 1972-1969; GM V8-350
Chev; C60; 1972-1970; GM V8-366
Chev; C60; 1972-1970; GM V8-427
Chev; CE40; 1972-1970; GM V8-307
Chev; CE40; 1972-1967; GM V8-350
Chev; CE50; 1972-1970; GM V8-307
Chev; CE50; 1968; GM V8-307
Chev; CE50; 1968-1967; GM V8-327
Chev; CE50; 1972-1967; GM V8-350
Chev; CE60; 1972-1970; GM V8-307
Chev; CE60; 1968; GM V8-307
Chev; CE60; 1968-1967; GM V8-327
Chev; CE60; 1972-1969; GM V8-350
Chev; MI90; 1971-1966; DetrDsl 6-71
Chev; TM65; 1972-1970; GM V-6 305
Chev; TM65; 1972-1970; GM V-6 351
Chev; TM65; 1972-1970; GM V-6 379
GMC; Brigadier; 1980-1967; DetrDsl 6V-53
GMC; CE4500; 1972-1970; V8-307
GMC; CE4500; 1968; V8-307
GMC; CE4500; 1968-1967; V8-327
GMC; CE4500; 1972-1967; V8-350
GMC; CE5000; 1972-1970; V8-307
GMC; CE5000; 1968-1967; V8-307
GMC; CE5000; 1972-1968; V8-350
GMC; CE5500; 1972-1970; V8-307
GMC; CE5500; 1972-1969; V8-350
GMC; CE5500; 1972-1970; V8-366
GMC; CE5500; 1968-1967; V8-366
GMC; CE5500; 1972-1970; V8-427
GMC; CE5500; 1968-1967; V8-427
GMC; CE6000; 1972-1970; V8-307
GMC; CE6000; 1968-1967; V8-307
GMC; CE6000; 1972-1969; V8-350
GMC; CE6000; 1972-1970; V8-366
GMC; CE6000; 1968-1967; V8-366
GMC; CE6000; 1972-1970; V8-427
GMC; CE6000; 1968-1967; V8-427
GMC; CI9500; 1969-1966; DetrDsl 6-71
GMC; CI9500; 1971-1966; DetrDsl 6-71N
GMC; CS4500; 1972-1967; L6-230
GMC; CS4500; 1972-1967; L6-250
GMC; CS5000; 1972-1967; L6-292
GMC; CS5500; 1972-1967; L6-230
GMC; CS5500; 1972-1967; L6-250
GMC; CS6000; 1972-1967; L6-292
GMC; EM4500; 1969-1967; V-6 305
GMC; EM4500; 1969-1967; V-6 351
GMC; EM4500; 1969-1967; V-6 379
GMC; EM5500; 1969-1967; V-6 305
GMC; EM5500; 1969-1967; V-6 351

39212 - Continued

GMC; EM5500; 1969-1967; V-6 379
GMC; EM6500; 1969-1967; V-6 305
GMC; EM6500; 1969-1967; V-6 351
GMC; EM6500; 1969-1967; V-6 379
GMC; ES4500; 1969-1967; L6-230
GMC; ES4500; 1969-1967; L6-250
GMC; General; 1980-1979; DetrDsl 6-71
GMC; HI9500; 1966; DetrDsl 6-71
GMC; HI9500; 1972-1966; DetrDsl 6-71N
GMC; JI9500; 1969-1968; DetrDsl 6-71
GMC; JI9500; 1972-1966; DetrDsl 6-71N
GMC; MI9500; 1972-1966; DetrDsl 6-71N
GMC; TM5500; 1972-1970; V-6 305
GMC; TM5500; 1972-1970; V-6 351
GMC; TM5500; 1972-1970; V-6 379
GMC; TM6000; 1972-1970; V-6 305
GMC; TM6000; 1972-1970; V-6 351
GMC; TM6000; 1972-1970; V-6 379
GMC; TM6500; 1972-1970; V-6 305
GMC; TM6500; 1972-1970; V-6 351
GMC; TM6500; 1972-1970; V-6 379
Chev; B7; 1972-1969; GM V8-350
Chev; B7; 1972-1969; GM V8-366
Chev; B7; 1972-1969; GM V8-427
Chev; B7; 1972-1979; GM V8-454
Chev; B60 B6P; 1972-1969; GM V8-350
Chev; B60 B6P; 1972-1969; GM V8-366
Chev; B60 B6P; 1972-1969; GM V8-427
Chev; B60 B6P; 1972-1969; GM V8-454
Chev; S60 B6P; 1972-1969; GM V8-350
Chev; S60 B6P; 1972-1969; GM V8-366

39852

Dodge; D500; 1976-1974; Dodge V8-361
Dodge; D500; 1976-1974; Dodge V8-413
Dodge; D600; 1976-1974; Dodge V8-361
Dodge; D600; 1976-1974; Dodge V8-413
Dodge; D700; 1976-1974; Dodge V8-361
Dodge; D700; 1976-1974; Dodge V8-413
Dodge; D800; 1976-1974; Dodge V8-361
Dodge; D800; 1976-1974; Dodge V8-413
GMC; CE4500; 1968-1967; V8-283
GMC; CE4500; 1962-1960; V8-283
GMC; CE4500; 1968; V8-307
GMC; CE4500; 1968-1967; V8-327
GMC; CE4500; 1962; V8-327
GMC; CE5000; 1968-1960; V8-283
GMC; CE5000; 1968-1960; V8-307
GMC; CE5000; 1968-1962; V8-327
GMC; CE5500; 1968; V8-283
GMC; CE5500; 1968-1966; V8-366
GMC; CE5500; 1968-1966; V8-427
GMC; CE5500; 1968-1966; V8-454
GMC; CE6000; 1968-1960; V8-283
GMC; CE6000; 1968-1960; V8-307
GMC; CE6000; 1968-1960; V8-327
GMC; CE6000; 1968-1963; V8-366
GMC; CS5500; 1968-1963; L6-250
GMC; CS6000; 1968-1967; L6-292
Dodge; S500; 1976-1974; Dodge V8-361
Dodge; S500; 1976-1974; Dodge V8-413
Dodge; S600; 1976-1974; Dodge V8-361
Dodge; S600; 1976-1974; Dodge V8-413
Dodge; S700; 1976-1975; Dodge V8-360

39853

Dodge; C700; 1973-1961; Dodge V8-361
Dodge; C700; 1973-1961; Dodge V8-413
Dodge; C800; 1976-1961; Dodge V8-361
Dodge; C800; 1976-1961; Dodge V8-413
Dodge; C850; 1976-1974; Dodge V8-361
Dodge; C850; 1976-1974; Dodge V8-413
Dodge; C900; 1971-1961; Dodge V8-361
Dodge; C900; 1971-1961; Dodge V8-413
Dodge; C1000; 1971-1961; Dodge V8-361
Dodge; C1000; 1971-1961; Dodge V8-413
Dodge; D500; 1976-1961; Dodge V8-361
Dodge; D500; 1976-1961; Dodge V8-413
Dodge; D600; 1976-1961; Dodge V8-361

39853 - Continued

Dodge; D600; 1976-1961; Dodge V8-413
Dodge; D700; 1976-1961; Dodge V8-361
Dodge; D700; 1976-1961; Dodge V8-413
Dodge; D800; 1976-1961; Dodge V8-361
Dodge; D800; 1976-1961; Dodge V8-413
Dodge; S500; 1976-1961; Dodge V8-361
Dodge; S500; 1976-1961; Dodge V8-413
Dodge; S600; 1976-1974; Dodge V8-360
Dodge; S600; 1976-1961; Dodge V8-361
Dodge; S600; 1976-1961; Dodge V8-413
Dodge; S700; 1976-1975; Dodge V8-360
Dodge; S700; 1973-1961; Dodge V8-361
Dodge; S700; 1976-1975; Dodge V8-413
Dodge; S700; 1973-1961; Dodge V8-413

39854

Chev; Bison; 1980-1979; DetrDsl 6V-92
Chev; Bruin; 1979-1980; GM V8-427
Chev; C60; 1974; GM V8-350
Chev; C60; 1974; GM V8-427
Chev; C60; 1974; GM V8-454
Chev; HV70; 1972-1969; DetrDsl 6V-53
Chev; J80; 1977-1969; DetrDsl 6V-53
Chev; JV80; 1972-1966; DetrDsl 6V-53
Chev; U80; 1966; DetrDsl 6V-53
Chev; W70; 1968-1966; DetrDsl 6V-53
Chev; Y80; 1966; DetrDsl 6V-53
Ford; C500; 1978-1976; V8-330
Ford; C500; 1978-1976; V8-361
Ford; C500; 1978-1976; V8-391
Ford; C550; 1978-1976; V8-330
Ford; C550; 1978-1976; V8-361
Ford; C550; 1978-1976; V8-391
Ford; C600; 1978-1976; V8-330
Ford; C600; 1978-1976; V8-361
Ford; C600; 1978-1976; V8-391
Ford; C700; 1978-1976; V8-330
Ford; C700; 1978-1976; V8-361
Ford; C700; 1978-1976; V8-391
Ford; C750; 1978-1976; V8-330
Ford; C750; 1978-1976; V8-361
Ford; C750; 1978-1976; V8-391
Ford; C800; 1978-1976; V8-330
Ford; C800; 1978-1976; V8-361
Ford; C800; 1978-1976; V8-391
Ford; C850; 1979-1976; V8-401
Ford; C850; 1979-1976; V8-475
Ford; C850; 1979-1976; V8-477
Ford; C850; 1979-1976; V8-534
Ford; C900; 1979-1976; V8-401
Ford; C900; 1981-1976; V8-7.8
Ford; C900; 1979-1976; V8-477
Ford; C900; 1981-1976; V8-8.8
Ford; C950; 1979-1976; V8-401
Ford; C950; 1979-1976; V8-475
Ford; C950; 1979-1976; V8-477
Ford; C950; 1979-1976; V8-534
Ford; C1000; 1979-1976; V8-401
Ford; C1000; 1979-1976; V8-477
Ford; C1000; 1979-1976; V8-534
Ford; C1100; 1979-1976; V8-401
Ford; C1100; 1979-1976; V8-475
Ford; C1100; 1979-1976; V8-477
Ford; C1100; 1979-1976; V8-534
Ford; C6000; 1979-1976; Cat 3208 Dsl
Ford; C7000; 1981-1976; Cat 3208 Dsl
Ford; C8000; 1981-1976; Cat 3208 Dsl
Ford; CL9000; 1979-1978; Cat 3406 Dsl
Ford; CL9000; 1981-1978; Cum L6-14.0 Dsl
Ford; CL9000; 1981-1978; DetrDsl 6V-92
Ford; CL9000; 1981-1978; DetrDsl 8V-71
Ford; CLT9000; 1981-1978; Cat 3406 Dsl
Ford; CLT9000; 1981-1978; Cum L6-14.0 Dsl
Ford; CLT9000; 1981-1978; DetrDsl 6V-92
Ford; CLT9000; 1981-1978; DetrDsl 8V-71
Ford; CLT9000; 1981-1978; DetrDsl 8V-92
Ford; CT700; 1978-1976; V8-330
Ford; CT700; 1978-1976; V8-361
Ford; CT700; 1978-1976; V8-391
Ford; CT750; 1978-1976; V8-330

SYSTEM
PUMP &
GEAR
IDENT.

SYSTEM &
COM-
PONENT
IDENT.

PASS.
CARS

LIGHT
TRUCKS

MEDIUM/
HEAVY
TRUCKS

BUSES

HOSE
NUMER-
ICAL

REPAIR
KITS

KIT
NUMER-
ICAL

ILLUST-
RATIONS

Numerical Listing - Power Steering Hose Assemblies and End Fittings

	39854 - Continued	39856 - Continued	39856 - Continued
SYSTEM PUMP & GEAR IDENT.	Ford; CT750; 1978-1976; V8-361 Ford; CT750; 1978-1976; V8-391 Ford; CT800; 1978-1976; V8-330 Ford; CT800; 1978-1976; V8-361 Ford; CT800; 1978-1976; V8-391 Ford; CT850; 1979-1976; V8-401 Ford; CT850; 1979-1976; V8-475 Ford; CT850; 1979-1976; V8-477 Ford; CT850; 1979-1976; V8-534 Ford; CT900; 1980; V8-7.8 Ford; CT900; 1980-1976; V8-8.8 Ford; CT950; 1979-1976; V8-475 Ford; CT950; 1979-1976; V8-477 Ford; CT950; 1979-1976; V8-534 Ford; CT8000; 1981-1976; Cat 3208 Dsl GMC; Brigadier; 1980-1979; Cat 3208 Dsl GMC; Brigadier; 1979-1980; V8-427 GMC; CE6000; 1974; V8-350 GMC; CE6000; 1974; V8-427 GMC; CE6000; 1974; V8-454 GMC; CE6500; 1974; V8-427 GMC; CE6500; 1974; V8-454 GMC; CM5500; 1974; V-6 305 GMC; CM5500; 1974; V-6 351 GMC; CM5500; 1974; V-6 379 GMC; CM6500; 1974; V-6 401 GMC; CM6500; 1974; V-6 432 GMC; CM6500; 1974; V-6 478 GMC; General; 1980-1979; DetrDsl 6V-92 GMC; HV7500; 1977-1966; DetrDsl 6V-53 GMC; JN7500; 1968-1966; DetrDsl 6V-53 GMC; JN8500; 1968-1966; DetrDsl 6V-53 GMC; JN8500; 1966; DetrDsl 6V-53N GMC; JN8500; 1966; DetrDsl 6V-53T GMC; MM6500; 1974-1973; V-6 401 GMC; TV7500; 1977-1970; DetrDsl 6V-53 GMC; WV7500; 1967-1966; DetrDsl 6V-53	Ford; C850; 1979-1976; V8-477 Ford; C850; 1979-1976; V8-534 Ford; C900; 1979-1976; V8-401 Ford; C900; 1981-1976; V8-7.8 Ford; C900; 1979-1976; V8-477 Ford; C900; 1981-1976; V8-8.8 Ford; C950; 1979-1976; V8-401 Ford; C950; 1979-1976; V8-475 Ford; C950; 1979-1976; V8-477 Ford; C950; 1979-1976; V8-534 Ford; C1000; 1979-1976; V8-401 Ford; C1000; 1979-1976; V8-475 Ford; C1000; 1979-1976; V8-477 Ford; C1000; 1979-1976; V8-534 Ford; C1100; 1979-1976; V8-401 Ford; C1100; 1979-1976; V8-475 Ford; C1100; 1979-1976; V8-534 Ford; C6000; 1979-1976; Cat 3208 Dsl Ford; C7000; 1983-1976; Cat 3208 Dsl Ford; C8000; 1983-1976; Cat 3208 Dsl Ford; CT700; 1978-1976; V8-330 Ford; CT700; 1978-1976; V8-361 Ford; CT700; 1978-1976; V8-391 Ford; CT750; 1978-1976; V8-330 Ford; CT750; 1978-1976; V8-361 Ford; CT750; 1978-1976; V8-391 Ford; CT800; 1978-1976; V8-330 Ford; CT800; 1978-1976; V8-361 Ford; CT800; 1979-1976; V8-370 Ford; CT800; 1979; V8-429 Ford; CT850; 1979-1976; V8-401 Ford; CT850; 1979-1976; V8-475 Ford; CT850; 1979-1976; V8-477 Ford; CT850; 1979-1976; V8-534 Ford; CT900; 1980; V8-7.8 Ford; CT900; 1980-1976; V8-8.8 Ford; CT950; 1979-1976; V8-475 Ford; CT950; 1979-1976; V8-477 Ford; CT950; 1979-1976; V8-534 Ford; CT8000; 1983-1976; Cat 3208 Dsl Ford; F500; 1978-1971; V8-330 Ford; F500; 1978-1971; V8-359 Ford; F500; 1978-1971; V8-361 Ford; F500; 1978-1971; V8-389 Ford; F500; 1978-1971; V8-391 Ford; F600; 1978-1971; V8-330 Ford; F600; 1978-1971; V8-359 Ford; F600; 1978-1971; V8-361 Ford; F600; 1979-1971; V8-370 Ford; F600; 1978-1971; V8-391 Ford; F600; 1979; V8-429 Ford; F700; 1978-1971; V8-330 Ford; F700; 1978-1971; V8-359 Ford; F700; 1978-1971; V8-361 Ford; F700; 1979-1971; V8-370 Ford; F700; 1978-1971; V8-391 Ford; F700; 1979; V8-429 Ford; F750; 1978-1971; V8-330 Ford; F750; 1978-1971; V8-359 Ford; F750; 1978-1971; V8-361 Ford; F750; 1978-1971; V8-389 Ford; F750; 1978-1971; V8-391 Ford; F750; 1979-1974; V8-401 Ford; F750; 1979-1974; V8-475 Ford; F750; 1979-1974; V8-477 Ford; F750; 1979-1974; V8-534 Ford; F800; 1978-1971; V8-330 Ford; F800; 1978-1971; V8-359 Ford; F800; 1978-1971; V8-361 Ford; F800; 1979-1971; V8-370 Ford; F800; 1978-1971; V8-391 Ford; F800; 1979-1974; V8-401 Ford; F800; 1979; V8-429 Ford; F800; 1979-1974; V8-475 Ford; F800; 1979-1974; V8-477 Ford; F800; 1979-1974; V8-534 Ford; F6000; 1975-1971; Cat V150 Dsl Ford; F6000; 1975-1971; Cat V175 Dsl Ford; F6000; 1975-1971; Cat V190 Dsl Ford; F6000; 1975-1971; Cat V290 Dsl Ford; F7000; 1979-1975; Cat 3208 Dsl	Ford; F7000; 1975-1971; Cat V150 Dsl Ford; F7000; 1975-1971; Cat V175 Dsl Ford; F7000; 1975-1971; Cat V190 Dsl Ford; F7000; 1975-1971; Cat V290 Dsl Ford; F; 1969-1967; Dorset 363 Dsl Ford; F; 1970-1967; V8-330 Ford; F; 1970-1966; V8-359 Ford; F; 1970-1966; V8-361 Ford; F; 1970-1966; V8-389 Ford; F; 1970-1966; V8-391 Ford; F; 1966; V8-401 Ford; F; 1966; V8-477 Ford; F; 1966; V8-534 Ford; LN600; 1978-1970; V8-330 Ford; LN600; 1978-1970; V8-359 Ford; LN600; 1978-1970; V8-361 Ford; LN600; 1979; V8-370 Ford; LN600; 1983-1980; V8-6.1 Ford; LN600; 1978-1970; V8-389 Ford; LN600; 1978-1970; V8-391 Ford; LN600; 1979; V8-429 Ford; LN700; 1978-1970; V8-330 Ford; LN700; 1978-1970; V8-359 Ford; LN700; 1978-1970; V8-361 Ford; LN700; 1979; V8-370 Ford; LN700; 1983-1980; V8-6.1 Ford; LN700; 1978-1970; V8-389 Ford; LN700; 1978-1970; V8-391 Ford; LN700; 1983-1979; V8-7.0 Ford; LN750; 1978-1970; V8-330 Ford; LN750; 1978-1970; V8-359 Ford; LN750; 1978-1970; V8-361 Ford; LN750; 1978-1970; V8-389 Ford; LN750; 1978-1970; V8-391 Ford; LN800; 1978-1970; V8-330 Ford; LN800; 1978-1970; V8-359 Ford; LN800; 1978-1970; V8-361 Ford; LN800; 1979; V8-370 Ford; LN800; 1983-1980; V8-6.1 Ford; LN800; 1978-1970; V8-389 Ford; LN800; 1978-1970; V8-391 Ford; LN800; 1983-1979; V8-7.0 Ford; LN800; 1979-1971; V8-475 Ford; LN800; 1979-1971; V8-477 Ford; LN800; 1979-1971; V8-534 Ford; LN900; 1979-1971; V8-401 Ford; LN900; 1981-1971; V8-7.8 Ford; LN900; 1979-1971; V8-477 Ford; LN900; 1981-1971; V8-8.8 Ford; LN6000; 1979-1975; Cat 3208 Dsl Ford; LN6000; 1970; Cat V8-573 Dsl Ford; LN6000; 1975-1970; Cat V150 Dsl Ford; LN6000; 1975-1970; Cat V175 Dsl Ford; LN6000; 1975-1971; Cat V190 Dsl Ford; LN6000; 1975-1971; Cat V290 Dsl Ford; LN7000; 1983-1975; Cat 3208 Dsl Ford; LN7000; 1970; Cat V8-573 Dsl Ford; LN7000; 1975-1970; Cat V150 Dsl Ford; LN7000; 1975-1970; Cat V175 Dsl Ford; LN7000; 1975-1971; Cat V190 Dsl Ford; LN7000; 1975-1971; Cat V290 Dsl Ford; LN8000; 1983-1970; Cat 3208 Dsl Ford; LN8000; 1975-1970; Cat V150 Dsl Ford; LN8000; 1975-1970; Cat V175 Dsl Ford; LN8000; 1975-1971; Cat V190 Dsl Ford; LN8000; 1975-1971; Cat V290 Dsl Ford; LN8000; 1979-1973; Cum V555 Dsl Ford; LN8000; 1979-1970; Cum VT555 Dsl Ford; LN9000; 1983-1975; Cat 3406 Dsl Ford; LN9000; 1979-1970; Cum NH Dsl Ford; LN9000; 1970; Cum NHC Dsl Ford; LN9000; 1970; Cum NHCT Dsl Ford; LN9000; 1978-1971; Cum V903 Dsl Ford; LN9000; 1983-1970; DetrDsl 6-71 Ford; LN9000; 1983-1977; DetrDsl 6V-92 Ford; LN9000; 1983-1970; DetrDsl 8V-71 Ford; LN9000; 1979-1970; DetrDsl 8V-71N Ford; LN9000; 1979-1971; DetrDsl 8V-71T Ford; LN9000; 1979-1978; DetrDsl 8V-92 Ford; LNT800; 1978-1970; V8-330 Ford; LNT800; 1978-1970; V8-359
SYSTEM & COMPONENT IDENT.			
PASS. CARS			
LIGHT TRUCKS			
MEDIUM/HEAVY TRUCKS			
BUSES	39855		
	Dodge; C1000; 1971-1969; Intl/Nav V478 Dodge; C1000; 1971-1969; Intl/Nav V549 Dodge; L600; 1971-1969; Dodge L6-225 Dodge; L600; 1966-1961; Dodge L6-225 Dodge; L600; 1970-1967; Dodge V8-318		
HOSE NUMERICAL	39856		
	Ford; M Motor Home; 1976-1973; V8-360 Ford; M Motor Home; 1976-1973; V8-390 Ford; M Motor Home; 1976-1974; V8-460 Chev; W6; 1980; GM V8-5.7 Dodge; C800; 1973-1972; Cum V8-210 Dsl Dodge; C800; 1976-1972; Dodge V8-361 Dodge; C800; 1976-1972; Dodge V8-413 Dodge; C850; 1976-1974; Dodge V8-361 Dodge; C850; 1976-1973; Dodge V8-413 Dodge; C1000; 1971-1969; Intl/Nav V478 Dodge; C1000; 1971-1969; Intl/Nav V549 Ford; C500; 1978-1976; V8-330 Ford; C500; 1978-1976; V8-361 Ford; C500; 1978-1976; V8-391 Ford; C550; 1978-1976; V8-330 Ford; C550; 1978-1976; V8-361 Ford; C550; 1978-1976; V8-391 Ford; C600; 1978-1976; V8-330 Ford; C600; 1978-1976; V8-361 Ford; C600; 1979-1976; V8-370 Ford; C600; 1979; V8-429 Ford; C700; 1978-1976; V8-330 Ford; C700; 1978-1976; V8-361 Ford; C700; 1979-1976; V8-370 Ford; C700; 1979; V8-429 Ford; C750; 1978-1976; V8-330 Ford; C750; 1978-1976; V8-361 Ford; C750; 1978-1976; V8-391 Ford; C800; 1978-1976; V8-330 Ford; C800; 1978-1976; V8-361 Ford; C800; 1979-1976; V8-370 Ford; C800; 1979; V8-429 Ford; C850; 1979-1976; V8-401 Ford; C850; 1979-1976; V8-475		
REPAIR KITS			
KIT NUMERICAL			
ILLUSTRATIONS			

Numerical Listing - Power Steering Hose Assemblies and End Fittings

39856 - Continued

Ford; LNT800; 1978-1970; V8-361
 Ford; LNT800; 1979; V8-370
 Ford; LNT800; 1983-1980; V8-6.1
 Ford; LNT800; 1978-1970; V8-389
 Ford; LNT800; 1978-1970; V8-391
 Ford; LNT800; 1979; V8-401
 Ford; LNT800; 1979-1972; V8-475
 Ford; LNT800; 1979-1972; V8-477
 Ford; LNT800; 1979-1970; V8-534
 Ford; LNT880; 1979-1971; V8-401
 Ford; LNT880; 1979-1971; V8-475
 Ford; LNT880; 1979-1971; V8-477
 Ford; LNT880; 1979-1971; V8-534
 Ford; LNT900; 1979-1971; V8-401
 Ford; LNT900; 1981-1971; V8-7.8
 Ford; LNT900; 1979-1971; V8-477
 Ford; LNT900; 1981-1971; V8-8.8
 Ford; LNT8000; 1975-1970; Cat V150 Dsl
 Ford; LNT8000; 1975-1970; Cat V175 Dsl
 Ford; LNT8000; 1975-1971; Cat V190 Dsl
 Ford; LNT8000; 1975-1971; Cat V290 Dsl
 Ford; LNT8000; 1979-1973; Cum V555 Dsl
 Ford; LNT8000; 1979-1970; Cum VT555 Dsl
 Ford; LNT9000; 1983-1975; Cat 3406 Dsl
 Ford; LNT9000; 1979-1970; Cum NH Dsl
 Ford; LNT9000; 1970; Cum NHC Dsl
 Ford; LNT9000; 1970; Cum NHCT Dsl
 Ford; LNT9000; 1978-1971; Cum V903 Dsl
 Ford; LNT9000; 1983-1970; DetrDsl 6-71
 Ford; LNT9000; 1983-1977; DetrDsl 6V-92
 Ford; LNT9000; 1983-1970; DetrDsl 8V-71
 Ford; LNT9000; 1979-1970; DetrDsl 8V-71N
 Ford; LNT9000; 1979-1971; DetrDsl 8V-71T
 Ford; LNT9000; 1979-1978; DetrDsl 8V-92
 Chev; S40; 1978-1975; GM V8-350
 Chev; S50; 1978-1975; GM V8-350
 Chev; S60 B6P; 1978-1975; GM V8-350
 Ford; B500; 1979; L6-240
 Ford; B500; 1979-1967; L6-300
 Ford; B600; 1979; L6-240
 Ford; B600; 1979-1967; L6-300
 Ford; B6000; 1975-1971; Cat V150 Dsl
 Ford; B6000; 1975-1971; Cat V175 Dsl
 Ford; B6000; 1969-1967; Dorset 363 Dsl
 Ford; B7000; 1979-1975; Cat 3208 Dsl
 Ford; B7000; 1975-1971; Cat V150 Dsl
 Ford; B7000; 1975-1971; Cat V175 Dsl
 Ford; B7000; 1975-1971; Cat V190 Dsl
 Ford; B7000; 1975-1971; Cat V290 Dsl
 Ford; B7000; 1969-1967; Dorset 363 Dsl
 GMC; SE6000; 1978-1975; V8-350

39857

Ford; F600; 1978-1974; V8-359
 Ford; F600; 1978-1974; V8-361
 Ford; F600; 1979-1974; V8-370
 Ford; F600; 1978-1974; V8-391
 Ford; F600; 1979; V8-429
 Ford; F700; 1979; V8-370
 Ford; F700; 1979; V8-429
 Ford; F750; 1979; V8-401
 Ford; F750; 1979; V8-475
 Ford; F750; 1979; V8-477
 Ford; F750; 1979; V8-534
 Ford; F800; 1979; V8-370
 Ford; F800; 1979; V8-401
 Ford; F800; 1979; V8-429
 Ford; F800; 1979; V8-475
 Ford; F800; 1979; V8-477
 Ford; F800; 1979; V8-534
 Ford; B500; 1979; L6-240
 Ford; B500; 1979; L6-300
 Ford; B600; 1979; L6-240
 Ford; B600; 1979-1973; L6-300

39858

Ford; C500; 1978-1976; V8-330
 Ford; C500; 1978-1976; V8-361
 Ford; C500; 1978-1976; V8-391
 Ford; C550; 1978-1976; V8-330

39858 - Continued

Ford; C550; 1978-1976; V8-361
 Ford; C550; 1978-1976; V8-391
 Ford; C600; 1978-1976; V8-330
 Ford; C600; 1978-1976; V8-361
 Ford; C600; 1978-1976; V8-391
 Ford; C700; 1978-1976; V8-330
 Ford; C700; 1978-1976; V8-361
 Ford; C700; 1978-1976; V8-391
 Ford; C750; 1978-1976; V8-330
 Ford; C750; 1978-1976; V8-361
 Ford; C750; 1978-1976; V8-391
 Ford; C800; 1978-1976; V8-330
 Ford; C800; 1978-1976; V8-361
 Ford; C800; 1978-1976; V8-391
 Ford; C850; 1979-1976; V8-401
 Ford; C850; 1979-1976; V8-475
 Ford; C850; 1979-1976; V8-477
 Ford; C850; 1979-1976; V8-534
 Ford; C900; 1979-1976; V8-401
 Ford; C900; 1981-1976; V8-7.8
 Ford; C900; 1979-1976; V8-477
 Ford; C900; 1981-1976; V8-8.8
 Ford; C950; 1979-1976; V8-401
 Ford; C950; 1979-1976; V8-475
 Ford; C950; 1979-1976; V8-477
 Ford; C950; 1979-1976; V8-534
 Ford; C1000; 1979-1976; V8-401
 Ford; C1000; 1979-1976; V8-475
 Ford; C1000; 1979-1976; V8-477
 Ford; C1000; 1979-1976; V8-534
 Ford; C1100; 1979-1976; V8-401
 Ford; C1100; 1979-1976; V8-475
 Ford; C1100; 1979-1976; V8-477
 Ford; C1100; 1979-1976; V8-534
 Ford; CT700; 1978-1976; V8-330
 Ford; CT700; 1978-1976; V8-361
 Ford; CT700; 1978-1976; V8-391
 Ford; CT750; 1978-1976; V8-330
 Ford; CT750; 1978-1976; V8-361
 Ford; CT750; 1978-1976; V8-391
 Ford; CT800; 1978-1976; V8-330
 Ford; CT800; 1978-1976; V8-361
 Ford; CT800; 1978-1976; V8-391
 Ford; CT850; 1979-1976; V8-401
 Ford; CT850; 1979-1976; V8-475
 Ford; CT850; 1979-1976; V8-477
 Ford; CT850; 1979-1976; V8-534
 Ford; CT900; 1980; V8-7.8
 Ford; CT900; 1980-1976; V8-8.8
 Ford; CT950; 1979-1976; V8-475
 Ford; CT950; 1979-1976; V8-477
 Ford; CT950; 1979-1976; V8-534

39859

AmerMtrs; Ambassador; 1972; V8-304
 AmerMtrs; Ambassador; 1972; V8-360
 AmerMtrs; Ambassador; 1972; V8-401
 AmerMtrs; American; 1968-1967; V8-290
 AmerMtrs; American; 1967; V8-343
 AmerMtrs; AMX; 1979; L6-258
 AmerMtrs; AMX; 1972; V8-304
 AmerMtrs; AMX; 1972; V8-360
 AmerMtrs; AMX; 1972; V8-401
 AmerMtrs; Concord; 1979-1978; L4-121
 AmerMtrs; Gremlin; 1978; L6-232
 AmerMtrs; Gremlin; 1976-1975; L6-232
 AmerMtrs; Gremlin; 1978; L6-258
 AmerMtrs; Gremlin; 1976-1975; L6-258
 AmerMtrs; Gremlin; 1972; V8-304
 AmerMtrs; Hornet; 1976-1975; L6-232
 AmerMtrs; Hornet; 1977-1975; V8-304
 AmerMtrs; Hornet; 1972; V8-304
 AmerMtrs; Hornet; 1972; V8-360
 AmerMtrs; Javelin; 1972; V8-304
 AmerMtrs; Javelin; 1972; V8-360
 AmerMtrs; Javelin; 1972; V8-401
 AmerMtrs; Matador; 1977-1975; L6-258
 AmerMtrs; Matador; 1977-1975; V8-304
 AmerMtrs; Matador; 1972; V8-304
 AmerMtrs; Matador; 1978-1975; V8-360
 AmerMtrs; Matador; 1972; V8-360

39859 - Continued

AmerMtrs; Matador; 1976-1975; V8-401
 AmerMtrs; Matador; 1972; V8-401
 AmerMtrs; Pacer; 1978; L6-232
 AmerMtrs; Pacer; 1980-1979; L6-4.2
 AmerMtrs; Spirit; 1979; L6-232
 AmerMtrs; Spirit; 1979; L6-258
 Buick; Apollo; 1975; L6-250
 Buick; Apollo; 1975; V8-260
 Buick; Apollo; 1975-1973; V8-350
 Buick; Centurion; 1973-1971; V8-350
 Buick; Century; 1978; V6-196
 Buick; Century; 1978-1977; V6-231
 Buick; Century; 1975; V6-231
 Buick; Century; 1979; V8-301
 Buick; Century; 1974-1973; V8-350
 Buick; Electra; 1966-1960; V8-401
 Buick; Electra; 1966-1965; V8-425
 Buick; Electra; 1969-1967; V8-430
 Buick; Electra; 1976-1970; V8-455
 Buick; Estate Wagon; 1973-1972; V8-350
 Buick; Estate Wagon; 1976-1971; V8-455
 Buick; Invicta; 1963-1962; V8-401
 Buick; Lesabre; 1970; L6-250
 Buick; Lesabre; 1979-1964; V6-231
 Buick; Lesabre; 1979-1977; V8-301
 Buick; Lesabre; 1967-1966; V8-340
 Buick; Lesabre; 1976-1968; V8-350
 Buick; Lesabre; 1975-1962; V8-400
 Buick; Lesabre; 1964; V8-425
 Buick; Lesabre; 1976-1970; V8-455
 Buick; Regal; 1979-1977; V6-196
 Buick; Regal; 1975; V6-231
 Buick; Regal; 1979; V8-301
 Buick; Regal; 1974-1973; V8-350
 Buick; Riviera; 1979; V6-231
 Buick; Riviera; 1965-1963; V8-401
 Buick; Riviera; 1966-1963; V8-425
 Buick; Riviera; 1969-1967; V8-430
 Buick; Riviera; 1976-1970; V8-455
 Buick; Skyhawk; 1978-1975; V6-231
 Buick; Skylark; 1971; L6-250
 Buick; Skylark; 1969-1964; L6-250
 Buick; Skylark; 1979-1977; V6-231
 Buick; Skylark; 1975; V6-231
 Buick; Skylark; 1963-1961; V8-215
 Buick; Skylark; 1976-1975; V8-260
 Buick; Skylark; 1967-1964; V8-300
 Buick; Skylark; 1977-1966; V8-301
 Buick; Skylark; 1978-1977; V8-350
 Buick; Skylark; 1975; V8-350
 Buick; Skylark; 1972-1965; V8-350
 Buick; Skylark; 1972-1968; V8-455
 Buick; Special; 1963-1962; V6-198
 Buick; Special; 1967-1961; V6-225
 Buick; Special; 1967-1964; V8-300
 Buick; Special; 1969-1968; V8-350
 Buick; Wildcat; 1966-1964; V8-401
 Buick; Wildcat; 1966-1964; V8-425
 Buick; Wildcat; 1969-1967; V8-430
 Buick; Wildcat; 1970; V8-455
 Cad; Deville; 1979-1977; V8-425
 Cad; Fleetwood; 1979-1977; V8-425
 Checker; Deluxe; 1969; L6-250
 Checker; Deluxe; 1969; V8-327
 Checker; Deluxe; 1969-1965; V8-350
 Checker; Marathon; 1979-1969; L6-250
 Checker; Marathon; 1967-1965; V8-283
 Checker; Marathon; 1979-1977; V8-305
 Checker; Marathon; 1968-1966; V8-307
 Checker; Marathon; 1979-1969; V8-350
 Chev; BelAir; 1965; L6-230
 Chev; BelAir; 1969-1965; L6-250
 Chev; BelAir; 1979-1977; L6-250 (Canada)
 Chev; BelAir; 1969; V8-327
 Chev; BelAir; 1969-1970; V8-396
 Chev; Biscayne; 1965; L6-230
 Chev; Biscayne; 1969-1965; L6-250
 Chev; Biscayne; 1969; V8-327
 Chev; Biscayne; 1969-1970; V8-396
 Chev; Blazer; 1979-1973; L6-250
 Chev; C&K Pickup; 1979-1973; L6-250
 Chev; C&K Pickup; 1979-1973; L6-292

SYSTEM
PUMP &
GEAR
IDENT.

SYSTEM &
COM-
PONENT
IDENT.

PASS.
CARS

LIGHT
TRUCKS

MEDIUM/
HEAVY
TRUCKS

BUSES

HOSE
NUMER-
ICAL

REPAIR
KITS

KIT
NUMER-
ICAL

ILLUSTRATIONS

Numerical Listing - Power Steering Hose Assemblies and End Fittings

	39859 - Continued	39859 - Continued	39859 - Continued
SYSTEM PUMP & GEAR IDENT.	Chev; Camaro; 1979-1977; L6-250 Chev; Camaro; 1975-1973; L6-250 Chev; Camaro; 1976; V8-305 Chev; Camaro; 1973; V8-307 Chev; Camaro; 1976-1973; V8-350 Chev; Caprice; 1979-1977; L6-250 Chev; Caprice; 1969; V8-327 Chev; Caprice; 1969-1970; V8-396 Chev; Chevelle; 1973-1972; L6-250 Chev; El Camino; 1977; L6-250 Chev; El Camino; 1976; L6-250 Chev; El Camino; 1973-1972; L6-250 Chev; El Camino; 1979; V6-200 Chev; El Camino; 1979-1978; V6-231 Chev; Impala; 1965; L6-230 Chev; Impala; 1979-1977; L6-250 Chev; Impala; 1969-1965; L6-250 Chev; Impala; 1969; V8-327 Chev; Impala; 1969-1970; V8-396 Chev; Malibu; 1977; L6-250 Chev; Malibu; 1975-1973; L6-250 Chev; Malibu; 1979; V6-200 Chev; Malibu; 1979; V6-231 Chev; Monte Carlo; 1979-1978; V6-231 Chev; Monza; 1975; L4-140 Chev; Monza; 1979-1978; L4-151 Chev; Monza; 1976-1975; V8-262 Chev; Monza; 1979-1975; V8-305 Chev; Nova; 1979-1975; L6-250 Chev; Suburban; 1980-1973; L6-4.1 Chev; Suburban; 1979-1973; L6-292 Chev; Vega; 1975; L4-122 Chev; Vega; 1975-1971; L4-140	Ford; Galaxie; 1967-1965; V8-289 Ford; Galaxie; 1970-1968; V8-302 Ford; Galaxie; 1970-1969; V8-351 Ford; Galaxie; 1966-1965; V8-352 Ford; Galaxie; 1970-1965; V8-390 Ford; Galaxie; 1967; V8-427 Ford; Galaxie; 1969-1967; V8-428 Ford; Galaxie; 1970-1969; V8-429 Ford; Galaxie 500; 1972-1971; L6-240 Ford; Galaxie 500; 1974-1971; V8-351 Ford; Galaxie 500; 1971; V8-390 Ford; Galaxie 500; 1974-1971; V8-400 Ford; Galaxie 500; 1973-1971; V8-429 Ford; Galaxie 500; 1974-1972; V8-460 Ford; Gran Torino; 1974-1972; V8-302 Ford; Gran Torino; 1976-1972; V8-351 Ford; Gran Torino; 1976-1972; V8-400 Ford; Gran Torino; 1976-1973; V8-460 Ford; Ltd; 1967-1977; V8-289 Ford; Ltd; 1972-1968; V8-302 Ford; Ltd; 1978-1976; V8-351 Ford; Ltd; 1974-1969; V8-351 Ford; Ltd; 1971-1976; V8-390 Ford; Ltd; 1974-1971; V8-400 Ford; Ltd; 1967; V8-427 Ford; Ltd; 1969-1967; V8-428 Ford; Ltd; 1973-1969; V8-429 Ford; Ltd; 1976; V8-460 Ford; Ltd; 1974-1971; V8-460 Ford; Mustang; 1973-1971; L6-250 Ford; Mustang; 1973-1971; V8-302 Ford; Mustang; 1973-1971; V8-351 Ford; Mustang; 1971; V8-429 Ford; Ranch Wagon; 1974-1971; V8-351 Ford; Ranch Wagon; 1971; V8-390 Ford; Ranch Wagon; 1974-1971; V8-400 Ford; Ranch Wagon; 1973-1971; V8-429 Ford; Ranch Wagon; 1974-1972; V8-460 Ford; Ranchoero; 1974-1972; V8-302 Ford; Ranchoero; 1976-1972; V8-351 Ford; Ranchoero; 1976-1972; V8-400 Ford; Ranchoero; 1976-1974; V8-460 Ford; Thunderbird; 1977; V8-302 Ford; Thunderbird; 1977; V8-351 Ford; Thunderbird; 1977; V8-400 Ford; Thunderbird; 1973; V8-429 Ford; Thunderbird; 1976-1972; V8-460 Ford; Torino; 1974-1972; V8-302 Ford; Torino; 1976-1972; V8-351 Ford; Torino; 1976-1972; V8-400 Ford; Torino; 1976-1973; V8-460 GMC; C&K Pickup; 1979-1973; L6-250 GMC; C&K Pickup; 1979-1973; L6-292 GMC; Caballero; 1979; V6-200 GMC; Caballero; 1979-1973; V6-231 GMC; Sprint; 1977; L6-250 GMC; Sprint; 1975; L6-250 GMC; Sprint; 1972; L6-250 GMC; Suburban; 1979-1973; L6-250 GMC; Suburban; 1979-1973; L6-292 Jeep; J Pickup; 1970-1965; L6-232 Jeep; J Pickup; 1971-1969; V8-350 Jeep; Wagoneer; 1969-1965; L6-232 Jeep; Wagoneer; 1971-1968; V8-350 Linc; Continental; 1961; V8-430 Linc; Continental; 1974; V8-460 Linc; Continental; 1972-1970; V8-460 Linc; Continental Mark II; 1957-1956; V8-368 Linc; Mark III; 1971-1970; V8-460 Linc; Mark IV; 1974; V8-460 Linc; Mark IV; 1972; V8-460 Linc; Mark V; 1979; V8-400 Merc; Colony Park; 1974-1971; V8-400 Merc; Colony Park; 1973-1971; V8-429 Merc; Colony Park; 1974-1973; V8-460 Merc; Cougar; 1977; V8-302 Merc; Cougar; 1977-1971; V8-351 Merc; Cougar; 1977-1974; V8-400 Merc; Cougar; 1971; V8-429 Merc; Cougar; 1976-1974; V8-460 Merc; Grand Marquis; 1978; V8-351 Merc; Grand Marquis; 1978-1976; V8-400	Merc; Grand Marquis; 1976; V8-460 Merc; Marauder; 1970-1969; V8-390 Merc; Marquis; 1978; V8-351 Merc; Marquis; 1970-1968; V8-390 Merc; Marquis; 1978-1976; V8-400 Merc; Marquis; 1974-1971; V8-400 Merc; Marquis; 1967; V8-410 Merc; Marquis; 1967; V8-427 Merc; Marquis; 1969-1967; V8-428 Merc; Marquis; 1973-1969; V8-429 Merc; Marquis; 1976; V8-460 Merc; Marquis; 1974-1973; V8-460 Merc; Montclair; 1968; V8-390 Merc; Montclair; 1968-1965; V8-428 Merc; Montclair; 1967; V8-410 Merc; Montclair; 1965; V8-427 Merc; Montclair; 1967-1966; V8-428 Merc; Montego; 1974-1972; L6-250 Merc; Montego; 1974-1972; V8-302 Merc; Montego; 1976-1972; V8-351 Merc; Montego; 1976-1972; V8-400 Merc; Montego; 1976-1973; V8-460 Merc; Monterey; 1973-1965; V8-351 Merc; Monterey; 1974-1971; V8-400 Merc; Monterey; 1967; V8-410 Merc; Monterey; 1965; V8-427 Merc; Monterey; 1969-1966; V8-428 Merc; Monterey; 1973-1969; V8-429 Merc; Monterey; 1974-1973; V8-460 Merc; Park Lane; 1968; V8-390 Merc; Park Lane; 1966-1965; V8-390 Merc; Park Lane; 1967; V8-410 Merc; Park Lane; 1965; V8-427 Merc; Park Lane; 1968-1966; V8-428 Olds; Custom Cruiser; 1973; V8-350 Olds; Custom Cruiser; 1975-1971; V8-400 Olds; Cutlass; 1976-1975; L6-250 Olds; Cutlass; 1977-1975; V6-231 Olds; Cutlass; 1979; V8-305 Olds; Cutlass; 1979; V8-350 Olds; Cutlass; 1976-1971; V8-350 Olds; Cutlass; 1976-1971; V8-455 Olds; Cutlass Cruiser; 1978-1977; V6-231 Olds; Delta 88; 1979; V8-301 Olds; Delta 88; 1976-1971; V8-350 Olds; Delta 88; 1975-1972; V8-400 Olds; Ninety Eight; 1975; V8-350 Olds; Ninety Eight; 1973-1972; V8-350 Olds; Ninety Eight; 1975-1971; V8-400 Olds; Omega; 1976-1975; L6-250 Olds; Omega; 1979-1975; V6-231 Olds; Omega; 1979; V8-305 Olds; Omega; 1979; V8-350 Olds; Starfire; 1979-1976; L4-151 Olds; Starfire; 1979-1977; V8-305 Olds; Toronado; 1979-1978; V8-350 Olds; Toronado; 1976-1971; V8-455 Olds; Vista Cruiser; 1975-1971; V8-350 Olds; Vista Cruiser; 1975-1971; V8-455 Olds; 442; 1971; V8-455 Ply; B Van; 1979; L6-225 Ply; Trailduster; 1977-1974; V8-318 Ply; Trailduster; 1977-1974; V8-360 Ply; Trailduster; 1977-1976; V8-400 Ply; Trailduster; 1974; V8-400 Ply; Trailduster; 1977-1974; V8-440 Pont; Astre; 1974-1973; L4-140 (Canada) Pont; Bonneville; 1979-1977; V8-301 Pont; Bonneville; 1977-1959; V8-350 Pont; Bonneville; 1978-1967; V8-400 Pont; Bonneville; 1979; V8-403 Pont; Bonneville; 1977-1963; V8-403 Pont; Bonneville; 1969-1967; V8-428 Pont; Bonneville; 1976-1970; V8-455 Pont; Catalina; 1979-1977; V6-231 Pont; Catalina; 1979-1976; V8-305 (Canada) Pont; Catalina; 1973-1971; V8-350 Pont; Catalina; 1975; V8-350 (Canada) Pont; Catalina; 1966-1959; V8-389 Pont; Catalina; 1978-1971; V8-400 Pont; Catalina; 1968-1967; V8-400 Pont; Catalina; 1977-1961; V8-403
SYSTEM & COMPONENT IDENT.			
PASS. CARS			
LIGHT TRUCKS			
MEDIUM/HEAVY TRUCKS			
BUSES			
HOSE NUMERICAL			
REPAIR KITS			
KIT NUMERICAL			
ILLUSTRATIONS			

Numerical Listing - Power Steering Hose Assemblies and End Fittings

39859 - Continued

Pont; Catalina; 1968-1967; V8-428
 Pont; Catalina; 1976-1971; V8-455
 Pont; Executive; 1967; V8-389
 Pont; Firebird; 1967; L6-230
 Pont; Firebird; 1976-1968; L6-250
 Pont; Firebird; 1978-1977; V6-231
 Pont; Firebird; 1979; V8-301
 Pont; Firebird; 1977; V8-301
 Pont; Firebird; 1967; V8-326
 Pont; Firebird; 1977-1971; V8-350
 Pont; Firebird; 1979-1971; V8-400
 Pont; Firebird; 1967; V8-400
 Pont; Firebird; 1979; V8-403
 Pont; Firebird; 1977-1971; V8-403
 Pont; Grand Am; 1979; V6-231
 Pont; Grand Am; 1979; V8-301
 Pont; Grand Am; 1975; V8-350
 Pont; Grand Am; 1973; V8-350
 Pont; Grand Am; 1975-1973; V8-400
 Pont; Grand Am; 1975-1973; V8-455
 Pont; Grand Lemans; 1976; L6-250
 Pont; Grand Lemans; 1979-1977; V6-231
 Pont; Grand Lemans; 1979; V8-301
 Pont; Grand Lemans; 1977; V8-301
 Pont; Grand Lemans; 1979; V8-305
 Pont; Grand Lemans; 1979; V8-350
 Pont; Grand Lemans; 1977; V8-350
 Pont; Grand Lemans; 1975; V8-350
 Pont; Grand Lemans; 1975; V8-400
 Pont; Grand Lemans; 1975; V8-455
 Pont; Grand Prix; 1979; V6-231
 Pont; Grand Prix; 1977; V8-301
 Pont; Grand Prix; 1979; V8-305
 Pont; Grand Prix; 1977-1969; V8-350
 Pont; Grand Prix; 1977; V8-403
 Pont; Grand Prix; 1969; V8-428
 Pont; Grand Prix; 1976-1970; V8-455
 Pont; Grand Safari; 1978-1971; V8-301
 Pont; Grand Safari; 1976-1971; V8-455
 Pont; Grandville; 1975; V8-400
 Pont; Grandville; 1973; V8-400
 Pont; Grandville; 1971; V8-400
 Pont; Grandville; 1975-1971; V8-455
 Pont; GTO; 1966; V8-389
 Pont; GTO; 1970-1967; V8-400
 Pont; GTO; 1970; V8-455
 Pont; Laurentian; 1979-1971; V8-305 (Canada)
 Pont; Laurentian; 1976-1974; V8-400 (Canada)
 Pont; Laurentian; 1976-1974; V8-455 (Canada)
 Pont; Lemans; 1976; L6-250
 Pont; Lemans; 1972-1970; L6-250
 Pont; Lemans; 1979-1977; V6-200 (Canada)
 Pont; Lemans; 1979; V8-267 (Canada)
 Pont; Lemans; 1979-1977; V8-301
 Pont; Lemans; 1979; V8-305
 Pont; Lemans; 1979; V8-350
 Pont; Lemans; 1977; V8-350
 Pont; Lemans; 1975-1974; V8-350
 Pont; Lemans; 1972-1970; V8-350
 Pont; Lemans; 1977; V8-400
 Pont; Lemans; 1975-1974; V8-400
 Pont; Lemans; 1972-1970; V8-400
 Pont; Lemans; 1974; V8-455
 Pont; Lemans; 1972-1971; V8-455
 Pont; Parisienne; 1962-1961; L6-(Canada)
 Pont; Parisienne; 1965-1963; L6-230 (Canada)
 Pont; Parisienne; 1979-1978; L6-250 (Canada)
 Pont; Parisienne; 1972-1961; L6-250 (Canada)
 Pont; Parisienne; 1979-1978; V8-305 (Canada)
 Pont; Parisienne; 1969-1961; V8-327 (Canada)
 Pont; Parisienne; 1961; V8-348 (Canada)
 Pont; Parisienne; 1979-1978; V8-350 (Canada)
 Pont; Parisienne; 1976-1969; V8-350 (Canada)
 Pont; Parisienne; 1969-1966; V8-396 (Canada)
 Pont; Parisienne; 1976-1974; V8-400 (Canada)
 Pont; Parisienne; 1970; V8-400 (Canada)
 Pont; Parisienne; 1965-1964; V8-409 (Canada)
 Pont; Parisienne; 1969-1966; V8-427 (Canada)
 Pont; Parisienne; 1970; V8-454 (Canada)
 Pont; Parisienne; 1976-1974; V8-455 (Canada)
 Pont; Star Chief; 1966-1959; V8-389
 Pont; Star Chief; 1966-1963; V8-421

39859 - Continued

Pont; Sunbird; 1979-1976; L4-151
 Pont; Sunbird; 1979-1978; V8-305
 Pont; Tempest; 1965-1964; L6-215
 Pont; Tempest; 1970-1964; L6-250
 Pont; Tempest; 1970-1968; V8-350
 Pont; Tempest; 1965-1964; V8-389
 Pont; Tempest; 1970; V8-400

39860

Ford; Fairlane; 1966-1962; L6-170
 Ford; Fairlane; 1969-1963; L6-200
 Ford; Fairlane; 1970-1969; L6-250
 Ford; Fairlane; 1963-1962; V8-221
 Ford; Fairlane; 1964-1962; V8-260
 Ford; Fairlane; 1968-1963; V8-289
 Ford; Fairlane; 1968; V8-302
 Ford; Fairlane; 1964; V8-390
 Ford; Falcon; 1969-1966; L6-170
 Ford; Falcon; 1970-1966; L6-200
 Ford; Falcon; 1970; L6-250
 Ford; Falcon; 1968-1966; V8-289
 Ford; Falcon; 1968; V8-302
 Ford; Granada; 1977-1975; L6-200
 Ford; Granada; 1977-1975; L6-250
 Ford; Granada; 1977-1976; V8-302
 Ford; Maverick; 1972-1969; L6-170
 Ford; Maverick; 1976-1969; L6-200
 Ford; Maverick; 1976-1970; L6-250
 Ford; Maverick; 1976; V8-302
 Ford; Mustang; 1970-1967; L6-200
 Ford; Mustang; 1970-1968; L6-250
 Ford; Ranchero; 1968-1966; L6-200
 Ford; Ranchero; 1971-1966; L6-250
 Ford; Ranchero; 1968; V8-302
 Ford; Torino; 1968; L6-200
 Ford; Torino; 1971-1968; L6-250
 Ford; Torino; 1968; V8-302
 Merc; Comet; 1972-1971; L6-170
 Merc; Comet; 1976-1971; L6-200
 Merc; Comet; 1968-1971; L6-200
 Merc; Comet; 1969; L6-250
 Merc; Comet; 1967-1976; V8-289
 Merc; Comet; 1968-1969; V8-302
 Merc; Cyclone; 1969; V8-351
 Merc; Meteor; 1963; L6-170
 Merc; Meteor; 1963; V8-221
 Merc; Meteor; 1963; V8-260
 Merc; Monarch; 1976; L6-200
 Merc; Monarch; 1976; V8-351
 Merc; Montego; 1968; L6-200
 Merc; Montego; 1971-1969; L6-250
 Merc; Montego; 1969; V8-302

39861

Ford; Falcon; 1965; L6-170
 Ford; Falcon; 1965-1963; L6-200
 Ford; Falcon; 1965; V8-289
 Ford; Falcon Ranchero; 1965; L6-170
 Ford; Falcon Ranchero; 1965-1963; L6-200
 Ford; Falcon Ranchero; 1965-1964; V8-289
 Ford; Mustang; 1966-1964; L6-200
 Ford; Mustang; 1966-1964; V8-289
 Merc; Comet; 1964; V8-260

39862

Ford; Custom 500; 1977-1976; V8-351
 Ford; Custom 500; 1976; V8-460
 Ford; Fairlane; 1966; V8-390
 Ford; Ltd; 1976; V8-351
 Ford; Ltd; 1976; V8-400
 Ford; Ltd; 1976; V8-460
 Merc; Grand Marquis; 1976; V8-400
 Merc; Grand Marquis; 1976; V8-460
 Merc; Marquis; 1976; V8-400
 Merc; Marquis; 1976; V8-460

39863

Ford; Mustang; 1995; V6-3.8

70146

Chev; BelAir; 1964-1958; L6-230
 Chev; BelAir; 1964-1958; V8-283
 Chev; BelAir; 1964-1958; V8-327
 Chev; BelAir; 1964-1962; V8-409
 Chev; Biscayne; 1964-1958; L6-230
 Chev; Biscayne; 1964-1958; V8-283
 Chev; Biscayne; 1964-1958; V8-327
 Chev; Biscayne; 1964-1962; V8-409
 Chev; Impala; 1964-1959; L6-230
 Chev; Impala; 1964-1959; V8-283
 Chev; Impala; 1964-1959; V8-327
 Chev; Impala; 1964-1961; V8-409
 Chev; Impala; 1963; V8-427

70177

Buick; Centurion; 1973; V8-350
 Buick; Centurion; 1973; V8-455
 Buick; Century; 1975; V6-231
 Buick; Century; 1979; V8-301
 Buick; Century; 1974-1973; V8-350
 Buick; Electra; 1976-1973; V8-455
 Buick; Estate Wagon; 1973; V8-350
 Buick; Estate Wagon; 1976-1973; V8-455
 Buick; Lesabre; 1978-1976; V6-231
 Buick; Lesabre; 1979-1978; V8-301
 Buick; Lesabre; 1976-1973; V8-350
 Buick; Lesabre; 1975-1973; V8-400
 Buick; Regal; 1978; V6-196
 Buick; Regal; 1978; V6-231
 Buick; Regal; 1975; V6-231
 Buick; Regal; 1979; V8-301
 Buick; Regal; 1974-1973; V8-350
 Buick; Riviera; 1976-1971; V8-455
 Buick; Skyhawk; 1976-1975; V6-231
 Buick; Skylark; 1971; L6-250
 Buick; Skylark; 1978-1977; V6-231
 Buick; Skylark; 1972-1971; V8-350
 Cad; Seville; 1979-1976; V8-350
 Chev; BelAir; 1979-1977; L6-250 (Canada)
 Chev; Caprice; 1979-1977; L6-250
 Chev; Vega; 1972-1971; L4-140
 GMC; C&K Pickup; 1979-1977; V8-454
 GMC; Caballero; 1979-1977; V6-231
 Olds; Cutlass Cruiser; 1978; V6-231
 Olds; Delta 88; 1978-1977; V6-231
 Olds; Delta 88; 1979; V8-301
 Olds; Omega; 1979; V6-231
 Olds; Starfire; 1977-1976; V6-231
 Pont; Bonneville; 1979-1964; V8-301
 Pont; Bonneville; 1978-1979; V8-400
 Pont; Bonneville; 1977-1964; V8-403
 Pont; Catalina; 1979-1964; V6-231
 Pont; Catalina; 1978-1964; V8-400
 Pont; Firebird; 1972-1970; L6-250
 Pont; Firebird; 1978-1977; V6-231
 Pont; Firebird; 1979; V8-301
 Pont; Firebird; 1977; V8-301
 Pont; Firebird; 1977; V8-350
 Pont; Firebird; 1972-1971; V8-350
 Pont; Firebird; 1979-1977; V8-400
 Pont; Firebird; 1972-1971; V8-400
 Pont; Firebird; 1979; V8-403
 Pont; Firebird; 1977; V8-403
 Pont; Firebird; 1972-1971; V8-455
 Pont; Grand Am; 1979-1977; V6-231
 Pont; Grand Lemans; 1977; V8-350
 Pont; Grand Prix; 1979-1977; V6-231
 Pont; Grand Prix; 1972-1971; V8-400
 Pont; Grand Prix; 1977; V8-403
 Pont; Grand Prix; 1972-1971; V8-455
 Pont; Grand Safari; 1978-1977; V8-301
 Pont; GTO; 1971; V8-400
 Pont; GTO; 1971; V8-455
 Pont; Laurentian; 1979-1977; V8-305 (Canada)
 Pont; Lemans; 1974-1971; L6-250
 Pont; Lemans; 1979-1977; V6-200 (Canada)
 Pont; Lemans; 1979; V8-267 (Canada)
 Pont; Lemans; 1972-1971; V8-350
 Pont; Lemans; 1972-1971; V8-455
 Pont; Parisienne; 1965-1964; L6-230 (Canada)
 Pont; Parisienne; 1979-1977; V8-305 (Canada)
 Pont; Parisienne; 1976-1969; V8-350 (Canada)
 Pont; Parisienne; 1969-1966; V8-396 (Canada)
 Pont; Parisienne; 1976-1974; V8-400 (Canada)
 Pont; Parisienne; 1970; V8-400 (Canada)
 Pont; Parisienne; 1965-1964; V8-409 (Canada)
 Pont; Parisienne; 1969-1966; V8-427 (Canada)
 Pont; Parisienne; 1970; V8-454 (Canada)
 Pont; Parisienne; 1976-1974; V8-455 (Canada)
 Pont; Star Chief; 1966-1959; V8-389
 Pont; Star Chief; 1966-1963; V8-421

SYSTEM
PUMP &
GEAR
IDENT.

SYSTEM &
COM-
PONENT
IDENT.

PASS.
CARS

LIGHT
TRUCKS

MEDIUM/
HEAVY
TRUCKS

BUSES

HOSE
NUMER-
ICAL

REPAIR
KITS

KIT
NUMER-
ICAL

ILLUST-
RATIONS

Numerical Listing - Power Steering Hose Assemblies and End Fittings

**SYSTEM
PUMP &
GEAR
IDENT.**

70177 - Continued

Pont; Parisienne; 1966; L6-250 (Canada)
Pont; Parisienne; 1966-1964; V8-283 (Canada)
Pont; Parisienne; 1979-1978; V8-305 (Canada)
Pont; Parisienne; 1966-1964; V8-327 (Canada)
Pont; Parisienne; 1979-1978; V8-350 (Canada)
Pont; Parisienne; 1966-1964; V8-396 (Canada)
Pont; Parisienne; 1966; V8-427 (Canada)
Pont; Star Chief; 1966-1964; V8-389
Pont; Star Chief; 1966-1964; V8-421
Pont; Sunbird; 1977; V6-231
Pont; Ventura; 1972; L6-250

**SYSTEM &
COM-
PONENT
IDENT.**

70183

Chev; BelAir; 1964-1960; L6-230
Chev; BelAir; 1964-1960; V8-283
Chev; BelAir; 1964-1960; V8-327
Chev; BelAir; 1964-1962; V8-409
Chev; Biscayne; 1964-1960; L6-230
Chev; Biscayne; 1964-1960; V8-283
Chev; Biscayne; 1964-1960; V8-327
Chev; Biscayne; 1964-1962; V8-409
Chev; Impala; 1964-1960; L6-230
Chev; Impala; 1964-1960; V8-283
Chev; Impala; 1964-1960; V8-327
Chev; Impala; 1964-1961; V8-409
Chev; Impala; 1963; V8-427

**PASS.
CARS**

70198

Buick; Lesabre; 1965-1964; V8-300
Buick; Lesabre; 1967; V8-340
Buick; Skylark; 1965-1964; V6-225
Buick; Skylark; 1967-1964; V8-300
Buick; Skylark; 1967-1966; V8-340
Buick; Skylark; 1969-1965; V8-350
Buick; Special; 1967-1964; V6-225
Buick; Special; 1967-1964; V8-300
Buick; Special; 1969-1968; V8-350
Checker; Deluxe; 1969; L6-250
Checker; Deluxe; 1969; V8-327
Checker; Deluxe; 1969-1968; V8-350
Checker; Marathon; 1970-1968; L6-250
Checker; Marathon; 1970-1969; V8-350
Jeep; J Pickup; 1969; V8-350
Jeep; Wagoneer; 1969-1968; V8-350
Olds; Jetstar 88; 1964; V8-330

**LIGHT
TRUCKS**

70203

Olds; Cutlass; 1967; V8-330
Olds; Cutlass; 1967; V8-400
Olds; F85; 1965-1964; V6-225
Olds; F85; 1967-1964; V8-330
Olds; F85; 1966-1965; V8-400
Olds; Vista Cruiser; 1967-1964; V8-330

**MEDIUM/
HEAVY
TRUCKS**

70206

AmerMtrs; American; 1968; V8-290
AmerMtrs; Hornet; 1971; V8-304
Pont; Catalina; 1970; V8-350
Pont; Catalina; 1970-1969; V8-400
Pont; Catalina; 1969-1970; V8-428
Pont; Executive; 1970; V8-350
Pont; Executive; 1970-1968; V8-400
Pont; Executive; 1970; V8-455
Pont; GTO; 1970-1967; V8-400
Pont; GTO; 1970-1969; V8-455
Pont; Laurentian; 1969; V8-327 (Canada)
Pont; Laurentian; 1969-1970; V8-396 (Canada)
Pont; Lemans; 1970; V8-350
Pont; Lemans; 1970; V8-400
Pont; Tempest; 1967; V8-326
Pont; Tempest; 1964; V8-326
Pont; Tempest; 1970-1968; V8-350
Pont; Tempest; 1964; V8-389
Pont; Tempest; 1970; V8-400

BUSES

70213

Buick; Lesabre; 1978; V6-231
Buick; Regal; 1978; V6-231

**HOSE
NUMER-
ICAL**

**REPAIR
KITS**

**KIT
NUMER-
ICAL**

**ILLUST-
RATIONS**

70213 - Continued

Chev; Beaumont; 1967-1966; V8-283 (Canada)
Chev; Beaumont; 1968-1967; V8-307 (Canada)
Chev; Chevelle; 1967-1964; V8-283
Chev; Chevelle; 1968; V8-307
Chev; Chevelle; 1968-1964; V8-327
Chev; Chevelle; 1967; V8-396
Chev; El Camino; 1967-1964; V8-283
Chev; El Camino; 1968; V8-307
Chev; El Camino; 1968-1964; V8-327
Chev; El Camino; 1967; V8-396

70216

Chev; BelAir; 1967-1965; V8-283
Chev; BelAir; 1968; V8-307
Chev; BelAir; 1968-1965; V8-327
Chev; Biscayne; 1967-1965; V8-283
Chev; Biscayne; 1968; V8-307
Chev; Biscayne; 1968-1965; V8-327
Chev; Caprice; 1967-1966; V8-283
Chev; Caprice; 1968; V8-307
Chev; Caprice; 1968-1965; V8-327
Chev; Impala; 1968; V8-307
Chev; Impala; 1968-1965; V8-327
Dodge; D400; 1976-1974; Dodge V8-318
Dodge; W500; 1976-1975; Dodge V8-318
Dodge; S500; 1976-1974; GM V8-318
Dodge; S600; 1976-1974; GM V8-318

70225

Cad; Calais; 1967-1966; V8-429
Pont; Firebird; 1967; L6-230
Pont; Firebird; 1969-1968; L6-250

70228

AmerMtrs; Ambassador; 1967; L6-232
AmerMtrs; Ambassador; 1969-1967; V8-290
AmerMtrs; Ambassador; 1972-1967; V8-304
AmerMtrs; Ambassador; 1972-1970; V8-360
AmerMtrs; Ambassador; 1970-1968; V8-390
AmerMtrs; Ambassador; 1972-1971; V8-401
AmerMtrs; American; 1967; L6-199
AmerMtrs; American; 1967; L6-232
AmerMtrs; AMX; 1969-1968; V8-290
AmerMtrs; AMX; 1972; V8-304
AmerMtrs; AMX; 1969-1968; V8-343
AmerMtrs; AMX; 1972-1970; V8-360
AmerMtrs; AMX; 1970-1968; V8-390
AmerMtrs; AMX; 1972-1971; V8-401
AmerMtrs; Gremlin; 1972; V8-304
AmerMtrs; Hornet; 1972; V8-304
AmerMtrs; Hornet; 1972; V8-360
AmerMtrs; Javelin; 1969-1968; V8-290
AmerMtrs; Javelin; 1972-1968; V8-304
AmerMtrs; Javelin; 1972-1970; V8-360
AmerMtrs; Javelin; 1970-1968; V8-390
AmerMtrs; Javelin; 1972-1971; V8-401
AmerMtrs; Marlin; 1967; L6-232
AmerMtrs; Marlin; 1967; V8-290
AmerMtrs; Marlin; 1967; V8-343
AmerMtrs; Matador; 1972-1971; V8-304
AmerMtrs; Rambler; 1969; V8-290
AmerMtrs; Rambler; 1969; V8-390
AmerMtrs; Rebel; 1967; L6-232
AmerMtrs; Rebel; 1969-1967; V8-290
AmerMtrs; Rebel; 1970-1967; V8-304
AmerMtrs; Rebel; 1970; V8-360
AmerMtrs; Rebel; 1970-1969; V8-390
Checker; Marathon; 1977; V8-305
Checker; Marathon; 1977-1971; V8-350
Intnatl; Scout; 1971; L4-196
Intnatl; Scout II; 1975-1971; L4-196
Pont; Tempest; 1967-1966; L6-230

70230

Chev; Beaumont; 1968-1969; V8-350 (Canada)
Chev; BelAir; 1965; L6-230
Chev; BelAir; 1969-1965; L6-250
Chev; Biscayne; 1965; L6-230
Chev; Biscayne; 1969-1965; L6-250

70230 - Continued

Chev; Camaro; 1969-1967; L6-230
Chev; Camaro; 1969-1967; L6-250
Chev; Camaro; 1967; V8-427
Chev; Chevelle; 1969-1968; V8-396
Chev; Chevy II; 1968; L6-250
Chev; Chevy II; 1968; V8-307
Chev; Chevy II; 1968; V8-327
Chev; Chevy I; 1968; V8-350
Chev; Chevy II; 1968-1969; V8-396
Chev; Impala; 1965; L6-230
Chev; Impala; 1969-1965; L6-250
Chev; Nova; 1969; L6-230
Chev; Nova; 1969; L6-250
Olds; Delmont 88; 1967; V8-330
Olds; Delmont 88; 1967; V8-425
Olds; Delta 88; 1967-1965; V8-425
Olds; Jetstar I; 1965; V8-425
Olds; Ninety Eight; 1967-1965; V8-425
Pont; Lemans; 1974; L6-250

70235

Buick; Centurion; 1973; V8-455
Buick; Electra; 1976-1973; V8-455
Buick; Estate Wagon; 1976-1973; V8-455
Buick; Lesabre; 1976-1971; V8-455
Pont; Bonneville; 1967; V8-400
Pont; Bonneville; 1967; V8-428
Pont; Catalina; 1967; V8-400
Pont; Catalina; 1967; V8-428
Pont; Executive; 1967; V8-389
Pont; Executive; 1967; V8-400
Pont; Executive; 1967; V8-428
Pont; Firebird; 1967; V8-326
Pont; Firebird; 1969-1967; V8-350
Pont; Grand Prix; 1967; V8-400
Pont; Grand Prix; 1967; V8-428
Pont; Lemans; 1973-1971; L6-250
Pont; Parisienne; 1967; L6-250 (Canada)
Pont; Parisienne; 1967; V8-283 (Canada)
Pont; Parisienne; 1967; V8-327 (Canada)
Pont; Parisienne; 1967; V8-396 (Canada)
Pont; Parisienne; 1967; V8-427 (Canada)

70239

Chev; Corvette; 1968-1963; V8-327
Chev; Corvette; 1979-1969; V8-350

70242

Olds; Delmont 88; 1968; V8-350
Olds; Delmont 88; 1968; V8-455
Olds; Delta 88; 1970-1968; V8-350
Olds; Ninety Eight; 1970-1968; V8-455
Pont; Bonneville; 1970-1968; V8-400
Pont; Bonneville; 1970; V8-455
Pont; Catalina; 1970; V8-350
Pont; Catalina; 1970-1968; V8-400
Pont; Catalina; 1970; V8-455
Pont; Grand Prix; 1968; V8-400
Pont; Grand Prix; 1968-1969; V8-428
Pont; Laurentian; 1969-1970; V8-396 (Canada)
Pont; Parisienne; 1970-1968; L6-250 (Canada)
Pont; Parisienne; 1970-1969; V8-350 (Canada)
Pont; Parisienne; 1969-1968; V8-396 (Canada)
Pont; Parisienne; 1970-1968; V8-400 (Canada)
Pont; Parisienne; 1970; V8-454 (Canada)

70245

Olds; Cutlass; 1970-1968; V8-350
Olds; Cutlass; 1970; V8-455
Olds; F85; 1970-1968; V8-350
Olds; Vista Cruiser; 1970-1968; V8-350
Olds; Vista Cruiser; 1970; V8-455
Olds; 442; 1969-1968; V8-400
Olds; 442; 1970-1968; V8-455

70247

Buick; Lesabre; 1980-1973; V6-3.8
Buick; Skylark; 1979-1977; V6-231

Numerical Listing - Power Steering Hose Assemblies and End Fittings

70247 - Continued

Buick; Skylark; 1970; V8-350
 Buick; Skylark; 1970; V8-455
 Chev; BelAir; 1979-1978; L6-250 (Canada)
 Chev; Caprice; 1980; V6-3.8
 Chev; El Camino; 1978; V6-200
 Chev; El Camino; 1980; V6-3.8
 Chev; El Camino; 1978; V6-231
 Chev; Impala; 1980; V6-3.8
 Chev; Malibu; 1978; V6-200
 Chev; Malibu; 1980-1978; V6-3.8
 Chev; Monte Carlo; 1980-1978; V6-3.8
 GMC; Caballero; 1978; V6-200
 GMC; Caballero; 1980; V6-3.8
 GMC; Caballero; 1978; V6-231
 Jeep; J Pickup; 1971-1970; V8-350
 Olds; Cutlass; 1980-1977; V6-3.8
 Olds; Cutlass Cruiser; 1980; V6-3.8
 Olds; Cutlass Cruiser; 1978; V6-231
 Olds; Delta 88; 1980-1977; V6-3.8
 Olds; Omega; 1979-1977; V6-231
 Olds; Omega; 1977; V8-260
 Olds; Toronado; 1970-1968; V8-455
 Pont; Bonneville; 1980; V6-3.8
 Pont; Catalina; 1980-1977; V6-3.8
 Pont; Firebird; 1979-1977; V6-231
 Pont; Grand Am; 1979; V6-231
 Pont; Grand Lemans; 1977; L6-250 (Canada)
 Pont; Grand Lemans; 1979-1977; V6-231
 Pont; Grand Prix; 1980-1978; V6-3.8
 Pont; Laurentian; 1980; V6-3.8 (Canada)
 Pont; Lemans; 1977; L6-250 (Canada)
 Pont; Lemans; 1979-1977; V6-200 (Canada)
 Pont; Lemans; 1979; V8-267 (Canada)
 Pont; Parisienne; 1979-1977; L6-250 (Canada)
 Pont; Parisienne; 1980-1968; V6-3.8 (Canada)

70248

Chev; Camaro; 1969; V8-302
 Chev; Camaro; 1969; V8-307
 Chev; Camaro; 1969; V8-327
 Chev; Camaro; 1969; V8-350
 Chev; Camaro; 1969; V8-396
 Chev; Camaro; 1969; V8-427
 Chev; Nova; 1969; V8-307
 Chev; Nova; 1969; V8-350
 Chev; Nova; 1969; V8-396

70250

Buick; Riviera; 1969-1970; V8-430

70251

Buick; Electra; 1969-1970; V8-430
 Buick; Lesabre; 1970; L6-250
 Buick; Lesabre; 1970; V8-350

70252

Cad; Eldorado; 1969-1968; V8-472
 Cad; Eldorado; 1975-1970; V8-500

70253

Chev; Beaumont; 1969; V8-307 (Canada)
 Chev; Beaumont; 1969; V8-350 (Canada)
 Chev; Chevelle; 1969; V8-307
 Chev; Chevelle; 1969; V8-350
 Chev; El Camino; 1969; V8-307
 Chev; El Camino; 1969; V8-350

70254

Chev; Nova; 1972-1970; V8-307
 Chev; Nova; 1972-1970; V8-350
 Chev; Nova; 1970; V8-396
 Chev; Nova; 1970; V8-402
 Pont; Ventura; 1972-1971; V8-307

70255

AmerMtrs; AMX; 1979-1978; L6-258

70255 - Continued

AmerMtrs; Gremlin; 1978; L4-121
 AmerMtrs; Matador; 1978-1975; L6-258
 AmerMtrs; Spirit; 1979; L6-232
 AmerMtrs; Spirit; 1979; L6-258
 Chev; BelAir; 1971-1972; V8-400
 Chev; BelAir; 1972; V8-454
 Chev; Biscayne; 1972-1970; V8-454
 Chev; Camaro; 1972; V8-350
 Chev; Caprice; 1972-1971; V8-454
 Chev; Chevelle; 1971; V8-400
 Chev; Impala; 1971-1972; V8-400
 Chev; Impala; 1972-1971; V8-454

70257

AmerMtrs; Gremlin; 1977-1975; L6-232
 AmerMtrs; Gremlin; 1977-1975; L6-258
 AmerMtrs; Hornet; 1977-1975; L6-232
 AmerMtrs; Hornet; 1977-1975; L6-258
 Buick; Apollo; 1974-1973; L6-250
 Cad; Eldorado; 1967; V8-429
 Checker; Marathon; 1979-1978; L6-250
 Chev; BelAir; 1970; L6-250
 Chev; Biscayne; 1970; L6-250
 Chev; Impala; 1970; L6-250
 Chev; Monza; 1979-1977; V8-305
 Chev; Nova; 1970; L6-230
 Chev; Nova; 1974-1970; L6-250
 Intnati; Scout; 1971-1969; V8-304
 Intnati; Scout II; 1979-1976; L6-198 Dsl
 Intnati; Scout II; 1971; V8-304
 Intnati; Scout II; 1971; V8-345
 Olds; Omega; 1974-1973; L6-250
 Olds; Starfire; 1979-1977; V8-305
 Pont; Grand Lemans; 1975; L6-250
 Pont; Lemans; 1975-1973; L6-250

70260

Buick; Century; 1979; V8-305
 Buick; Century; 1979; V8-350
 Buick; Regal; 1979; V8-305
 Buick; Riviera; 1972-1971; V8-455
 Chev; BelAir; 1979; V8-305 (Canada)
 Chev; BelAir; 1971; V8-350
 Chev; BelAir; 1979-1978; V8-350 (Canada)
 Chev; BelAir; 1971; V8-400
 Chev; BelAir; 1971; V8-402
 Chev; Biscayne; 1971; V8-350
 Chev; Biscayne; 1971; V8-400
 Chev; Biscayne; 1971; V8-402
 Chev; Blazer; 1978; L6-250
 Chev; C&K Pickup; 1978; L6-250
 Chev; C&K Pickup; 1978-1979; L6-292
 Chev; Caprice; 1979-1978; V8-350
 Chev; Caprice; 1971; V8-350
 Chev; Caprice; 1971; V8-400
 Chev; Caprice; 1971; V8-402
 Chev; Chevelle; 1976; V8-305
 Chev; Chevelle; 1976-1975; V8-350
 Chev; El Camino; 1979; V8-267
 Chev; El Camino; 1979-1978; V8-305
 Chev; El Camino; 1973-1972; V8-307
 Chev; El Camino; 1979; V8-350
 Chev; Impala; 1979-1978; V8-350
 Chev; Impala; 1971; V8-350
 Chev; Impala; 1971; V8-400
 Chev; Impala; 1971; V8-402
 Chev; Malibu; 1979; V8-267
 Chev; Malibu; 1979-1978; V8-305
 Chev; Malibu; 1973; V8-307
 Chev; Malibu; 1979; V8-350
 Chev; Monte Carlo; 1979-1978; V8-305
 Chev; Monza; 1975; L4-140
 Chev; Suburban; 1978; L6-250
 Chev; Suburban; 1978; L6-292
 Chev; Vega; 1975; L4-122
 Chev; Vega; 1975-1971; L4-140
 GMC; C&K Pickup; 1978; L6-250
 GMC; C&K Pickup; 1978-1979; L6-292
 GMC; Caballero; 1979-1978; V8-305
 GMC; Jimmy; 1978; L6-250

70260 - Continued

GMC; Sprint; 1973-1972; V8-307
 GMC; Suburban; 1978; L6-250
 GMC; Suburban; 1978; L6-292
 Olds; Cutlass; 1979; V8-305
 Olds; Cutlass; 1979; V8-350
 Olds; Cutlass Cruiser; 1979; V8-305
 Pont; Astre; 1975-1971; L4-140
 Pont; Firebird; 1977-1971; V8-350
 Pont; Firebird; 1979-1971; V8-400
 Pont; Firebird; 1976-1971; V8-455
 Pont; Grand Lemans; 1979; V8-305
 Pont; Grand Lemans; 1979; V8-350
 Pont; Grand Prix; 1979; V8-305
 Pont; Grand Prix; 1972-1971; V8-400
 Pont; Grandville; 1971; V8-400
 Pont; GTO; 1971; V8-400
 Pont; GTO; 1971; V8-455
 Pont; Lemans; 1979; V8-305
 Pont; Lemans; 1979; V8-350
 Pont; Lemans; 1972-1971; V8-350
 Pont; Sunbird; 1979-1978; V8-305
 Pont; Ventura; 1974-1972; V8-350

70263

Chev; BelAir; 1975-1972; V8-350
 Chev; BelAir; 1976-1972; V8-350 (Canada)
 Chev; BelAir; 1976; V8-400 (Canada)
 Chev; BelAir; 1972; V8-402
 Chev; Biscayne; 1972; V8-350
 Chev; Biscayne; 1975-1972; V8-350 (Canada)
 Chev; Biscayne; 1975-1972; V8-400 (Canada)
 Chev; Camaro; 1976; V8-305
 Chev; Camaro; 1973; V8-307
 Chev; Camaro; 1976-1973; V8-350
 Chev; Caprice; 1976-1972; V8-350
 Chev; Caprice; 1976-1972; V8-400
 Chev; Caprice; 1972-1970; V8-402
 Chev; Chevelle; 1973; V8-454
 Chev; El Camino; 1971-1970; V8-307
 Chev; El Camino; 1972; V8-402
 Chev; El Camino; 1975-1972; V8-454
 Chev; Impala; 1976-1972; V8-350
 Chev; Impala; 1976-1972; V8-400
 Chev; Malibu; 1975-1973; V8-454
 Chev; Nova; 1975-1976; V8-262
 Chev; Nova; 1976-1975; V8-350
 GMC; Sprint; 1971; V8-307
 GMC; Sprint; 1971-1972; V8-350
 GMC; Sprint; 1975-1972; V8-454

70265

AmerMtrs; Gremlin; 1977; L4-121
 Buick; Apollo; 1975; L6-250
 Buick; Apollo; 1975; V8-350
 Buick; Centurion; 1973; V8-350
 Buick; Century; 1975; V6-231
 Buick; Century; 1977-1973; V8-350
 Buick; Electra; 1979-1977; V8-350
 Buick; Estate Wagon; 1979-1978; V8-350
 Buick; Estate Wagon; 1973; V8-350
 Buick; Lesabre; 1979-1977; V8-350
 Buick; Lesabre; 1975-1973; V8-350
 Buick; Regal; 1975; V6-231
 Buick; Regal; 1977-1973; V8-350
 Buick; Riviera; 1978-1977; V8-350
 Buick; Skylark; 1975; V6-231
 Olds; Omega; 1976-1975; V8-350
 Pont; Bonneville; 1979-1978; V8-350
 Pont; Firebird; 1970; V8-350
 Pont; Firebird; 1970; V8-400
 Pont; Grand Am; 1979-1980; V8-305
 Pont; Grand Safari; 1978; V8-350
 Pont; Lemans; 1980; V6-3.8
 Pont; Phoenix; 1978-1977; L4-151
 Pont; Phoenix; 1979-1977; V6-231
 Pont; Ventura; 1977; L4-151
 Pont; Ventura; 1977-1975; V6-231

SYSTEM
PUMP &
GEAR
IDENT.

SYSTEM &
COM-
PONENT
IDENT.

PASS.
CARS

LIGHT
TRUCKS

MEDIUM/
HEAVY
TRUCKS

BUSES

HOSE
NUMER-
ICAL

REPAIR
KITS

KIT
NUMER-
ICAL

ILLUST-
RATIONS

Numerical Listing - Power Steering Hose Assemblies and End Fittings

SYSTEM PUMP & GEAR IDENT.
SYSTEM & COMPONENT IDENT.
PASS. CARS
LIGHT TRUCKS
MEDIUM/HEAVY TRUCKS
BUSES
HOSE NUMERICAL
REPAIR KITS
KIT NUMERICAL
ILLUSTRATIONS

70269

Chev; BelAir; 1975-1973; V8-454
 Chev; BelAir; 1976-1973; V8-454 (Canada)
 Chev; Caprice; 1976-1973; V8-454
 Chev; Chevelle; 1971-1970; V8-400
 Chev; Chevelle; 1974; V8-454
 Chev; Chevelle; 1972-1970; V8-454
 Chev; El Camino; 1970; V8-396
 Chev; Impala; 1976-1973; V8-454
 Chev; Monte Carlo; 1971-1970; V8-400
 Chev; Monte Carlo; 1972-1970; V8-402
 Chev; Monte Carlo; 1975-1970; V8-454

70270

Chev; Nova; 1973; V8-307

70271

Buick; Apollo; 1974-1973; V8-350
 Olds; Omega; 1974-1973; V8-350

70272

Buick; Lesabre; 1975; V8-400
 Pont; Bonneville; 1976-1973; V8-400
 Pont; Bonneville; 1976-1973; V8-455
 Pont; Catalina; 1976; V8-350
 Pont; Catalina; 1973; V8-350
 Pont; Catalina; 1975-1973; V8-350 (Canada)
 Pont; Catalina; 1976-1973; V8-455
 Pont; Grand Am; 1975; V8-350
 Pont; Grand Am; 1973; V8-350
 Pont; Grand Am; 1975-1973; V8-400
 Pont; Grand Am; 1975-1973; V8-455
 Pont; Grand Lemans; 1976; L6-250
 Pont; Grand Lemans; 1976; V8-260
 Pont; Grand Lemans; 1976; V8-305 (Canada)
 Pont; Grand Lemans; 1976; V8-350
 Pont; Grand Prix; 1976-1973; V8-400
 Pont; Grand Prix; 1976-1973; V8-455
 Pont; Grand Safari; 1976-1973; V8-400
 Pont; Grand Safari; 1976-1973; V8-455
 Pont; Grandville; 1975; V8-400
 Pont; Grandville; 1973; V8-400
 Pont; Grandville; 1975-1973; V8-455
 Pont; Laurentian; 1976-1973; V8-350 (Canada)
 Pont; Laurentian; 1976-1974; V8-400 (Canada)
 Pont; Laurentian; 1976-1974; V8-455 (Canada)
 Pont; Lemans; 1976; L6-250
 Pont; Lemans; 1976; V8-260
 Pont; Lemans; 1976; V8-305 (Canada)
 Pont; Lemans; 1976-1973; V8-350
 Pont; Lemans; 1976-1973; V8-400
 Pont; Lemans; 1976; V8-455
 Pont; Lemans; 1974-1973; V8-455
 Pont; Parisienne; 1976-1973; V8-350 (Canada)
 Pont; Parisienne; 1976-1974; V8-400 (Canada)
 Pont; Parisienne; 1976-1974; V8-455 (Canada)

70273

Olds; Custom Cruiser; 1973; V8-350
 Olds; Custom Cruiser; 1975-1973; V8-400
 Olds; Cutlass; 1976-1973; V8-260
 Olds; Cutlass; 1976-1973; V8-455
 Olds; Delta 88; 1976-1973; V8-350
 Olds; Delta 88; 1975-1973; V8-400
 Olds; Ninety Eight; 1975; V8-350
 Olds; Ninety Eight; 1973; V8-350
 Olds; Ninety Eight; 1975-1973; V8-400
 Olds; Omega; 1976-1975; L6-250
 Olds; Vista Cruiser; 1975-1973; V8-350
 Olds; Vista Cruiser; 1975-1973; V8-455
 Pont; Firebird; 1975; L6-250

70275

Cad; Seville; 1979-1976; V8-350

70276

Olds; Starfire; 1975; V6-231

70277

Buick; Skylark; 1977; V8-301
 Buick; Skylark; 1977; V8-305
 Buick; Skylark; 1977; V8-350
 Chev; BelAir; 1978; V8-305 (Canada)
 Chev; Caprice; 1978; V8-305
 Chev; Impala; 1978; V8-305
 Chev; Monte Carlo; 1978; V6-200
 Olds; Delta 88; 1979; V8-301
 Pont; Phoenix; 1977; V8-301
 Pont; Phoenix; 1979-1977; V8-305
 Pont; Phoenix; 1979-1977; V8-350
 Pont; Ventura; 1977; V8-301
 Pont; Ventura; 1977; V8-305
 Pont; Ventura; 1977; V8-350

70279

AmerMtrs; Matador; 1977-1975; V8-304
 AmerMtrs; Matador; 1978-1975; V8-360
 Buick; Apollo; 1975; L6-250
 Buick; Skylark; 1975; V8-260
 Olds; Cutlass; 1979; V8-260
 Olds; Cutlass Cruiser; 1979; V8-260
 Olds; Cutlass Cruiser; 1979; V8-350
 Olds; Omega; 1976-1975; V8-260
 Pont; Grand Lemans; 1975; L6-250
 Pont; Lemans; 1975; L6-250

70281

Chev; Corvette; 1980; V8-5.0
 Chev; Corvette; 1968-1963; V8-327
 Chev; Corvette; 1982-1969; V8-5.7
 Chev; Corvette; 1965; V8-396
 Chev; Corvette; 1969-1966; V8-427
 Chev; Corvette; 1974-1970; V8-454

70283

Cad; Eldorado; 1978-1976; V8-425

70329

Chry; Imperial; 1968-1962; V8-440
 Chry; Lebaron; 1967-1962; V8-440
 Chry; New Yorker; 1968-1966; V8-440
 Chry; Newport; 1964-1962; V8-361
 Chry; Newport; 1968-1965; V8-383
 Chry; Newport; 1968-1966; V8-440
 Chry; 300; 1966-1962; V8-383
 Chry; 300; 1965-1962; V8-413
 Chry; 300; 1968-1962; V8-440
 Dodge; Charger; 1966; V8-273
 Dodge; Charger; 1966-1962; V8-318
 Dodge; Custom 880; 1965-1963; V8-383
 Dodge; Custom 880; 1965; V8-413
 Dodge; Custom 880; 1963; V8-413
 Dodge; Custom 880; 1965-1963; V8-426
 Dodge; Dart; 1967-1963; L6-170
 Dodge; Dart; 1967-1962; L6-225
 Dodge; Dart; 1964; V8-273
 Dodge; Dart; 1962; V8-318
 Dodge; Dart; 1962; V8-361
 Dodge; Dart; 1962; V8-413
 Dodge; Lancer; 1962-1961; L6-170
 Dodge; Monaco; 1968-1965; V8-383
 Dodge; Monaco; 1965; V8-413
 Dodge; Monaco; 1965; V8-426
 Dodge; Monaco; 1968-1966; V8-440
 Dodge; Polara; 1964-1963; L6-225
 Dodge; Polara; 1968-1966; V8-318
 Dodge; Polara; 1964-1962; V8-318
 Dodge; Polara; 1968-1963; V8-383
 Dodge; Polara; 1965; V8-413
 Dodge; Polara; 1962; V8-413
 Dodge; Polara; 1965-1963; V8-426
 Dodge; Polara; 1968-1966; V8-440
 Dodge; 330; 1964-1963; L6-225
 Ford; Thunderbird; 1957-1955; V8-292
 Ford; Thunderbird; 1957-1956; V8-312
 Ply; Barracuda; 1967; L6-225
 Ply; Barracuda; 1967; V8-273
 Ply; Barracuda; 1967; V8-383

70329 - Continued

Ply; Belvedere; 1967-1962; L6-225
 Ply; Belvedere; 1966-1962; V8-273
 Ply; Belvedere; 1966-1962; V8-361
 Ply; Belvedere; 1966-1963; V8-383
 Ply; Belvedere; 1961; V8-413
 Ply; Belvedere; 1966-1963; V8-426
 Ply; Fury; 1967-1960; L6-225
 Ply; Fury; 1967-1960; V8-273
 Ply; Fury; 1966-1960; V8-361
 Ply; Fury; 1968-1961; V8-383
 Ply; Fury; 1965-1963; V8-426
 Ply; Fury; 1968-1966; V8-440
 Ply; Satellite; 1966-1960; V8-273
 Ply; Savoy; 1964-1960; V8-318
 Ply; Savoy; 1964-1960; V8-361
 Ply; Savoy; 1964-1963; V8-383
 Ply; Savoy; 1961; V8-383
 Ply; Savoy; 1964; V8-426
 Ply; Valiant; 1967-1960; L6-170
 Ply; Valiant; 1967-1961; L6-225
 Ply; Valiant; 1966; V8-273
 Ply; Valiant; 1964; V8-273

70333

Dodge; Charger; 1968; L6-225
 Dodge; Charger; 1968; V8-318
 Dodge; Coronet; 1968; V8-273
 Dodge; Dart; 1968; L6-225
 Ply; Barracuda; 1968; L6-225
 Ply; Belvedere; 1968; L6-225
 Ply; Belvedere; 1968; V8-273
 Ply; Satellite; 1968; L6-225
 Ply; Satellite; 1968; V8-273
 Ply; Valiant; 1968; L6-225

70337

Dodge; Challenger; 1971-1970; L6-198
 Dodge; Challenger; 1972-1970; L6-225
 Dodge; Charger; 1972-1969; L6-225
 Dodge; Charger; 1971-1969; V8-383
 Dodge; Charger; 1972-1970; V8-400
 Dodge; Coronet; 1972-1969; L6-225
 Dodge; Coronet; 1971-1969; V8-383
 Dodge; Coronet; 1972-1970; V8-400
 Dodge; Coronet; 1970-1969; V8-440
 Dodge; Dart; 1972-1970; L6-198
 Dodge; Dart; 1972-1970; L6-225
 Ply; Barracuda; 1971-1969; L6-198
 Ply; Belvedere; 1969; V8-440
 Ply; Duster; 1972-1970; L6-198
 Ply; Duster; 1972; L6-225
 Ply; Road Runner; 1972; V8-440
 Ply; Satellite; 1969; V8-318
 Ply; Satellite; 1971-1969; V8-383
 Ply; Satellite; 1972; V8-400
 Ply; Satellite; 1972-1969; V8-440
 Ply; Scamp; 1972-1970; L6-198
 Ply; Valiant; 1972-1970; L6-225

70341

Chry; Newport; 1972-1971; V8-360
 Chry; Newport; 1971-1969; V8-383
 Chry; Newport; 1972; V8-400
 Chry; Newport; 1972-1969; V8-440
 Ply; Valiant; 1972-1970; V8-318

70343

Chry; New Yorker; 1972-1970; V8-440
 Chry; Newport; 1972-1971; V8-360
 Chry; Newport; 1971-1969; V8-383
 Chry; Newport; 1972; V8-400
 Chry; Newport; 1972-1969; V8-440
 Chry; Town & Country; 1971-1972; V8-383
 Chry; Town & Country; 1972-1971; V8-440
 Chry; 300; 1971-1970; V8-440
 Dodge; Challenger; 1971-1969; V8-383
 Dodge; Charger; 1971-1969; V8-383
 Dodge; Charger; 1972; V8-400
 Dodge; Charger; 1972-1969; V8-440

Numerical Listing - Power Steering Hose Assemblies and End Fittings

70343 - Continued

Dodge; Coronet; 1971-1969; V8-383
 Dodge; Coronet; 1972-1970; V8-400
 Dodge; Coronet; 1970-1969; V8-440
 Dodge; Dart; 1969; V8-273
 Dodge; Dart; 1969; V8-318
 Dodge; Dart; 1969; V8-340
 Dodge; Monaco; 1971-1969; V8-383
 Dodge; Monaco; 1972; V8-400
 Dodge; Monaco; 1972-1969; V8-440
 Dodge; Polara; 1969; V8-318
 Dodge; Polara; 1971-1969; V8-383
 Dodge; Polara; 1972; V8-400
 Dodge; Polara; 1972-1969; V8-440
 Ply; Barracuda; 1969; V8-318
 Ply; Barracuda; 1969; V8-340
 Ply; Barracuda; 1971-1969; V8-383
 Ply; Belvedere; 1969; V8-440
 Ply; Fury; 1969; V8-318
 Ply; Fury; 1971-1969; V8-383
 Ply; Fury; 1972; V8-400
 Ply; Fury; 1972-1969; V8-440
 Ply; Road Runner; 1971-1972; V8-383
 Ply; Road Runner; 1972-1971; V8-440
 Ply; Satellite; 1969; V8-318
 Ply; Satellite; 1971-1969; V8-383
 Ply; Satellite; 1972; V8-400
 Ply; Satellite; 1972-1969; V8-440
 Ply; Valiant; 1969; V8-273
 Ply; Valiant; 1969; V8-318

70344

Dodge; Challenger; 1972-1970; V8-318
 Dodge; Challenger; 1972-1970; V8-340
 Dodge; Charger; 1972-1970; V8-318
 Dodge; Charger; 1972; V8-340
 Dodge; Coronet; 1972-1970; V8-318
 Dodge; Coronet; 1972; V8-340
 Dodge; Dart; 1972-1970; V8-318
 Dodge; Dart; 1972-1970; V8-340
 Dodge; Monaco; 1972; V8-360
 Dodge; Polara; 1972-1970; V8-318
 Dodge; Polara; 1972-1971; V8-360
 Ply; Barracuda; 1972-1970; V8-318
 Ply; Barracuda; 1972-1970; V8-340
 Ply; Belvedere; 1970; V8-318
 Ply; Duster; 1972-1970; V8-318
 Ply; Duster; 1972-1970; V8-340
 Ply; Fury; 1972-1970; V8-318
 Ply; Fury; 1972; V8-360
 Ply; Road Runner; 1972; V8-340
 Ply; Satellite; 1972-1970; V8-318
 Ply; Satellite; 1972; V8-340
 Ply; Scamp; 1972-1971; V8-318

70347

Chry; Cordoba; 1975; V8-318
 Chry; Cordoba; 1975; V8-360
 Chry; Cordoba; 1978-1977; V8-400
 Chry; Cordoba; 1975; V8-400
 Chry; New Yorker; 1978; V8-360
 Chry; New Yorker; 1975; V8-400
 Chry; New Yorker; 1975-1974; V8-440
 Chry; Newport; 1978; V8-360
 Chry; Newport; 1976-1974; V8-360
 Chry; Town & Country; 1978; V8-318
 Chry; Town & Country; 1978; V8-360
 Chry; Town & Country; 1975; V8-400
 Chry; Town & Country; 1975-1973; V8-440
 Dodge; Aspen; 1979; V8-318
 Dodge; Aspen; 1979; V8-360
 Dodge; Charger; 1973; L6-225
 Dodge; Charger; 1976-1973; V8-318
 Dodge; Charger; 1973; V8-340
 Dodge; Charger; 1976-1974; V8-360
 Dodge; Charger; 1976; V8-400
 Dodge; Charger; 1974-1973; V8-400
 Dodge; Coronet; 1973; L6-225
 Dodge; Coronet; 1966-1974; L6-225
 Dodge; Coronet; 1976-1974; V8-360
 Dodge; Coronet; 1976-1974; V8-400

70347 - Continued

Dodge; Coronet; 1976-1973; V8-440
 Dodge; Dart; 1973; L6-225
 Dodge; Dart; 1976-1975; V8-318
 Dodge; Diplomat; 1978-1977; L6-225
 Dodge; Diplomat; 1979-1978; V8-360
 Dodge; Monaco; 1978-1977; V8-318
 Dodge; Monaco; 1975; V8-318
 Dodge; Monaco; 1978-1977; V8-360
 Dodge; Monaco; 1975-1973; V8-360
 Dodge; Monaco; 1975-1973; V8-400
 Dodge; Monaco; 1975-1973; V8-440
 Dodge; Polara; 1973; V8-318
 Dodge; Polara; 1973; V8-360
 Dodge; Polara; 1973; V8-400
 Dodge; Polara; 1973; V8-440
 Dodge; Royal Monaco; 1977; V8-318
 Dodge; Royal Monaco; 1977; V8-360
 Dodge; Royal Monaco; 1975; V8-360
 Dodge; Royal Monaco; 1975; V8-400
 Dodge; Royal Monaco; 1975; V8-440
 Ply; Caravelle; 1978; L6-225 (Canada)
 Ply; Duster; 1973; L6-198
 Ply; Duster; 1975; L6-225
 Ply; Duster; 1973; L6-225
 Ply; Duster; 1976-1974; V8-318
 Ply; Duster; 1976-1974; V8-360
 Ply; Fury; 1978-1975; V8-318
 Ply; Fury; 1973; V8-318
 Ply; Fury; 1978-1973; V8-360
 Ply; Fury; 1976-1973; V8-400
 Ply; Fury; 1975-1973; V8-440
 Ply; Gran Fury; 1977-1975; V8-318
 Ply; Gran Fury; 1977-1975; V8-360
 Ply; Gran Fury; 1975; V8-400
 Ply; Gran Fury; 1975; V8-440
 Ply; Satellite; 1973; L6-225
 Ply; Scamp; 1973; L6-198
 Ply; Scamp; 1975; L6-225
 Ply; Scamp; 1973; L6-225
 Ply; Scamp; 1976-1973; V8-318
 Ply; Valiant; 1973; L6-225
 Ply; Valiant; 1976-1974; V8-318
 Ply; Valiant; 1976; V8-360
 Ply; Valiant; 1974; V8-360
 Ply; Volare; 1978-1977; V8-318

70351

Chry; Cordoba; 1979-1976; V8-318
 Chry; Cordoba; 1979-1976; V8-360
 Chry; Cordoba; 1976; V8-400
 Chry; Lebaron; 1978-1979; V8-318
 Chry; New Yorker; 1979-1978; V8-360
 Chry; New Yorker; 1976; V8-400
 Chry; New Yorker; 1978-1976; V8-440
 Chry; Newport; 1979; V8-318
 Chry; Newport; 1979-1974; V8-360
 Chry; Newport; 1978; V8-400
 Chry; Newport; 1976; V8-400
 Chry; Newport; 1978-1976; V8-440
 Chry; Town & Country; 1979-1978; V8-318
 Chry; Town & Country; 1976; V8-400
 Dodge; Aspen; 1979-1976; V8-318
 Dodge; Aspen; 1979-1976; V8-360
 Dodge; Challenger; 1974-1973; V8-318
 Dodge; Challenger; 1973-1974; V8-340
 Dodge; Charger; 1978-1977; V8-318
 Dodge; Charger; 1975; V8-318
 Dodge; Charger; 1978-1977; V8-360
 Dodge; Charger; 1975; V8-360
 Dodge; Charger; 1978-1975; V8-400
 Dodge; Coronet; 1975; V8-318
 Dodge; Coronet; 1973; V8-318
 Dodge; Coronet; 1973; V8-340
 Dodge; Coronet; 1975-1976; V8-360
 Dodge; Coronet; 1973; V8-400
 Dodge; Coronet; 1976; V8-440
 Dodge; Coronet; 1973; V8-440
 Dodge; Dart; 1976-1974; V8-318
 Dodge; Dart; 1976-1974; V8-360
 Dodge; Diplomat; 1978; V8-360
 Dodge; Magnum; 1978; V8-400

70351 - Continued

Dodge; Monaco; 1978-1975; V8-318
 Dodge; Monaco; 1978-1975; V8-360
 Dodge; Monaco; 1978-1975; V8-400
 Dodge; Monaco; 1978; V8-440
 Dodge; Monaco; 1976-1975; V8-440
 Dodge; Royal Monaco; 1977; V8-318
 Dodge; Royal Monaco; 1977-1975; V8-360
 Dodge; Royal Monaco; 1977-1975; V8-400
 Dodge; Royal Monaco; 1977-1975; V8-440
 Dodge; St. Regis; 1979; V8-318
 Dodge; St. Regis; 1979; V8-360
 Ply; Barracuda; 1974-1973; V8-318
 Ply; Barracuda; 1973; V8-340
 Ply; Caravelle; 1978; V8-360 (Canada)
 Ply; Fury; 1978-1975; V8-318
 Ply; Fury; 1978-1974; V8-360
 Ply; Fury; 1978-1975; V8-400
 Ply; Fury; 1978-1977; V8-440
 Ply; Fury; 1975; V8-440
 Ply; Gran Fury; 1977-1975; V8-318
 Ply; Gran Fury; 1977-1975; V8-360
 Ply; Gran Fury; 1977-1976; V8-400
 Ply; Road Runner; 1974-1973; V8-318
 Ply; Road Runner; 1973-1974; V8-340
 Ply; Road Runner; 1974; V8-400
 Ply; Satellite; 1974-1973; V8-400
 Ply; Valiant; 1976-1975; V8-318
 Ply; Volare; 1979; V8-318
 Ply; Volare; 1976; V8-318
 Ply; Volare; 1979; V8-360
 Ply; Volare; 1976; V8-360

70352

Dodge; Dart; 1972; L6-198
 Dodge; Dart; 1972; L6-225
 Ply; Duster; 1972; L6-198
 Ply; Duster; 1972; L6-225
 Ply; Scamp; 1972; L6-198
 Ply; Scamp; 1972; L6-225
 Ply; Valiant; 1972; L6-198
 Ply; Valiant; 1972; L6-225

70353

Chry; Imperial; 1975-1973; V8-440
 Chry; New Yorker; 1976-1973; V8-400
 Chry; Newport; 1976-1974; V8-360
 Chry; Newport; 1976-1973; V8-400
 Chry; Newport; 1976-1973; V8-440
 Chry; Town & Country; 1976-1973; V8-400
 Dodge; Charger; 1973; L6-225
 Dodge; Coronet; 1973-1974; L6-225
 Dodge; Coronet; 1974-1973; V8-360
 Dodge; Dart; 1973; L6-225
 Dodge; Monaco; 1976; V8-318
 Dodge; Monaco; 1976; V8-360
 Dodge; Monaco; 1974; V8-360
 Dodge; Monaco; 1976; V8-400
 Dodge; Monaco; 1974-1973; V8-400
 Dodge; Monaco; 1976; V8-440
 Dodge; Monaco; 1974-1973; V8-440
 Dodge; Polara; 1973; V8-400
 Dodge; Polara; 1973; V8-440
 Dodge; Royal Monaco; 1976; V8-360
 Dodge; Royal Monaco; 1976; V8-400
 Dodge; Royal Monaco; 1976; V8-440
 Ply; Duster; 1973; L6-198
 Ply; Duster; 1975; L6-225
 Ply; Duster; 1973; L6-225
 Ply; Duster; 1973-1974; V8-340
 Ply; Fury; 1974-1973; V8-400
 Ply; Gran Fury; 1976-1975; V8-400
 Ply; Satellite; 1973; L6-225
 Ply; Scamp; 1973; L6-198
 Ply; Scamp; 1975; L6-225
 Ply; Scamp; 1973; L6-225
 Ply; Valiant; 1973; L6-198
 Ply; Valiant; 1973-1974; L6-225

SYSTEM
PUMP &
GEAR
IDENT.

SYSTEM &
COM-
PONENT
IDENT.

PASS.
CARS

LIGHT
TRUCKS

MEDIUM/
HEAVY
TRUCKS

BUSES

HOSE
NUMER-
ICAL

REPAIR
KITS

KIT
NUMER-
ICAL

ILLUST-
RATIONS

Numerical Listing - Power Steering Hose Assemblies and End Fittings

SYSTEM PUMP & GEAR IDENT.	70402		70418 - Continued
	Chev; G Van; 1993-1987; V8-6.2 Dsl GMC; G Van; 1993-1987; V8-6.2 Dsl		Olds; Firenza; 1987; V6-2.8 Pont; Tempest; 1988-1987; V6-2.8 (Canada)
SYSTEM & COMPONENT IDENT.	70403		70419
	Chev; Camaro; 1987-1986; V8-5.0 Pont; Firebird; 1987-1986; V8-5.0		Chev; El Camino; 1987-1986; V6-4.3 Chev; Monte Carlo; 1988-1986; V6-4.3 GMC; Caballero; 1987-1986; V6-4.3 Pont; Bonneville; 1986; V6-4.3
PASS. CARS	70404		70421
	Buick; Regal; 1987-1986; V8-5.0 Chev; Caprice; 1988-1986; V8-5.0 Chev; Caprice; 1988-1986; V8-5.7 Chev; Monte Carlo; 1988-1986; V8-5.0 GMC; Caballero; 1987-1986; V8-5.0 Olds; Cutlass; 1987-1986; V8-5.0 Pont; Bonneville; 1986; V8-5.0 Pont; Parisienne; 1986; V8-5.0		Chev; Blazer Compact; 1989-1987; V6-2.8 Chev; S Pickup; 1993-1987; V6-2.8 GMC; Jimmy Compact; 1989-1987; V6-2.8 GMC; S Pickup; 1990-1987; V6-2.8 GMC; Sonoma; 1993-1991; V6-2.8
LIGHT TRUCKS	70405		70422
	Chev; G Van; 1993-1987; V8-5.7 Chev; G Van; 1993-1988; V8-7.4 GMC; G Van; 1993-1987; V8-5.7 GMC; G Van; 1993-1988; V8-7.4		Chev; G Van; 1991-1987; V8-5.0 Chev; G Van; 1991-1987; V8-5.7 Chev; G Van; 1991-1988; V8-7.4 GMC; G Van; 1991-1987; V8-5.0 GMC; G Van; 1991-1987; V8-5.7 GMC; G Van; 1991-1988; V8-7.4
MEDIUM/HEAVY TRUCKS	70406		70423
	Chev; G Van; 1991-1985; V8-6.2 Dsl GMC; G Van; 1991-1985; V8-6.2 Dsl		Buick; Regal; 1987-1986; V6-3.8 Pont; Firebird; 1989; V6-3.8
BUSES	70407		70424
	Chev; G Van; 1995-1987; V8-5.7 Chev; G Van; 1995-1988; V8-7.4 GMC; G Van; 1995-1987; V8-5.7 GMC; G Van; 1995-1988; V8-7.4		Ford; F Pickup; 1988; V8-7.5
HOSE NUMERICAL	70408		70425
	Chev; Astro; 1986; V6-4.3 GMC; Safari; 1986; V6-4.3		Ford; E Van; 1992-1987; V8-7.5 Ford; E350; 1989; V8-7.5
REPAIR KITS	70409		70426
	Chev; Caprice; 1988-1986; V6-4.3 Pont; Parisienne; 1986; V6-4.3		Ford; Bronco Full Size; 1989-1987; L6-4.9 Ford; Bronco Full Size; 1989-1987; V8-5.0 Ford; F Pickup; 1989-1987; L6-4.9 Ford; F Pickup; 1989-1987; V8-5.0
KIT NUMERICAL	70410		70427
	Buick; Skyhawk; 1988-1987; L4-2.0 Olds; Firenza; 1988-1987; L4-2.0 Pont; Grand Am; 1989; L4-2.0 Pont; Sunbird; 1994-1987; L4-2.0		Ford; Aerostar; 1987-1986; V6-3.0
ILLUSTRATIONS	70411		70429
	Chev; P Van; 1993-1983; V8-6.2 Dsl GMC; P Van; 1993-1983; V8-6.2 Dsl		Ford; E Van; 1995-1987; L6-4.9
	70412		70434
	Chev; Astro; 1989-1987; V6-4.3 GMC; Safari; 1989-1987; V6-4.3		Ford; Escort; 1988-1986; L4-1.9 Ford; EXP; 1988-1986; L4-1.9 Merc; Lynx; 1987; L4-1.9
	70413		70435
	Chev; Blazer Compact; 1988-1987; L4-2.5 Chev; S Pickup; 1993-1987; L4-2.5 GMC; Jimmy Compact; 1988-1987; L4-2.5 GMC; S Pickup; 1990-1987; L4-2.5 GMC; Sonoma; 1993-1991; L4-2.5		Ford; Aerostar; 1987-1986; L4-2.3
	70414		70436
	Chev; G Van; 1988-1986; V8-5.7 Chev; G Van; 1986; V8-6.2 Dsl GMC; G Van; 1988-1986; V8-5.7 GMC; G Van; 1986; V8-6.2 Dsl		Ford; Aerostar; 1986; V6-2.8
	70415		70438
	Chev; G Van; 1988-1986; V8-5.7 Chev; G Van; 1986; V8-6.2 Dsl GMC; G Van; 1988-1986; V8-5.7 GMC; G Van; 1986; V8-6.2 Dsl		Merkur; XR4TI; 1989-1985; L4-2.3
	70416		70439
	Chev; G Van; 1988-1986; V8-5.7 Chev; G Van; 1986; V8-6.2 Dsl GMC; G Van; 1988-1986; V8-5.7 GMC; G Van; 1986; V8-6.2 Dsl		Chev; Astro; 1990-1987; L4-2.5 GMC; Safari; 1990-1987; L4-2.5
	70417		70440
	Cad; Cimarron; 1988-1987; V6-2.8 Chev; Beretta; 1988-1987; V6-2.8		Buick; Century; 1987-1986; V6-3.8 Olds; Cutlass Ciera; 1987-1986; V6-3.8
			70441
			Buick; Skylark; 1986; L4-2.5 Buick; Somerset; 1986-1985; L4-2.5 Olds; Calais; 1986-1985; L4-2.5 Pont; Grand Am; 1986-1985; L4-2.5
			70442
			Buick; Skyhawk; 1989-1987; L4-2.0 Buick; Skylark; 1995-1993; V6-3.1 Buick; Somerset; 1987; L4-2.5 Buick; Somerset; 1987; V6-3.0 Chev; Beretta; 1995-1992; L4-2.2 Chev; Beretta; 1995-1993; V6-3.1 Chev; Cavalier; 1989-1988; L4-2.0 Chev; Cavalier; 1994-1990; L4-2.2 Chev; Cavalier; 1994-1993; V6-3.1 Chev; Corsica; 1995-1992; L4-2.2 Chev; Corsica; 1995-1993; V6-3.1 Olds; Achieva; 1995-1993; V6-3.1 Olds; Calais; 1987-1988; L4-2.5 Olds; Firenza; 1988; L4-2.0 Pont; Grand Am; 1991-1987; L4-2.5 Pont; Grand Am; 1995-1993; V6-3.1
			70443
			Ford; Mustang; 1989-1987; L4-2.3
			70518
			AmerMtrs; Concord; 1979-1977; L6-232 AmerMtrs; Gremlin; 1977; L6-258 AmerMtrs; Hornet; 1977; L6-232 AmerMtrs; Hornet; 1977-1978; L6-258 AmerMtrs; Pacer; 1978; L6-232 AmerMtrs; Pacer; 1980-1978; L6-4.2 Buick; Apollo; 1975-1973; V8-350 Buick; Century; 1976; V6-231 Buick; Century; 1976; V8-350 Buick; Regal; 1976-1975; V8-350 Buick; Skyhawk; 1978; V6-231 Buick; Skylark; 1976-1975; V6-231 Buick; Skylark; 1977-1975; V8-350 Chev; BelAir; 1965; L6-230 Chev; BelAir; 1969-1965; L6-250 Chev; BelAir; 1979-1977; L6-250 (Canada) Chev; BelAir; 1979-1977; V8-305 (Canada) Chev; BelAir; 1969; V8-327 Chev; BelAir; 1975-1973; V8-350 Chev; BelAir; 1970-1969; V8-350 Chev; BelAir; 1979-1976; V8-350 (Canada) Chev; BelAir; 1969; V8-396 Chev; BelAir; 1975-1973; V8-400 Chev; BelAir; 1970; V8-400 Chev; BelAir; 1976; V8-400 (Canada) Chev; BelAir; 1969-1970; V8-427 Chev; Biscayne; 1965; L6-230 Chev; Biscayne; 1969-1965; L6-250 Chev; Biscayne; 1969; V8-327 Chev; Biscayne; 1975-1973; V8-350 (Canada) Chev; Biscayne; 1969-1970; V8-396 Chev; Biscayne; 1975-1973; V8-400 (Canada) Chev; Biscayne; 1969-1970; V8-427 Chev; Blazer; 1979-1977; L6-250 Chev; Blazer; 1981-1980; V8-5.0 Chev; Blazer; 1978-1977; V8-305 Chev; Blazer; 1981-1980; V8-5.7 Chev; Blazer; 1978-1977; V8-350 Chev; C&K Pickup; 1979-1977; L6-250 Chev; C&K Pickup; 1979-1977; L6-292 Chev; C&K Pickup; 1979-1977; V8-305 Chev; C&K Pickup; 1979-1977; V8-350 Chev; C&K Pickup; 1979-1977; V8-350 Dsl Chev; Camaro; 1977; L6-250 Chev; Camaro; 1977; V8-305 Chev; Camaro; 1977; V8-350 Chev; Caprice; 1979-1977; L6-250 Chev; Caprice; 1979-1977; V8-305 Chev; Caprice; 1969; V8-327 Chev; Caprice; 1979-1973; V8-350 Chev; Caprice; 1970-1969; V8-350 Chev; Caprice; 1969; V8-396

Numerical Listing - Power Steering Hose Assemblies and End Fittings

70518 - Continued

Chev; Caprice; 1976-1973; V8-400
 Chev; Caprice; 1970; V8-400
 Chev; Chevelle; 1976; V8-305
 Chev; Chevelle; 1973-1970; V8-307
 Chev; Chevelle; 1976-1970; V8-350
 Chev; Chevelle; 1976-1974; V8-400
 Chev; Chevelle; 1972-1970; V8-402
 Chev; Chevelle; 1974-1970; V8-454
 Chev; El Camino; 1977; L6-250
 Chev; El Camino; 1977-1976; V8-305
 Chev; El Camino; 1973-1970; V8-307
 Chev; El Camino; 1977-1970; V8-350
 Chev; El Camino; 1976-1974; V8-400
 Chev; El Camino; 1972; V8-402
 Chev; El Camino; 1975-1972; V8-454
 Chev; G Van; 1979-1973; L6-250
 Chev; G Van; 1978-1974; L6-292
 Chev; G Van; 1979-1977; V8-305
 Chev; G Van; 1973; V8-307
 Chev; G Van; 1979-1973; V8-350
 Chev; G Van; 1979-1975; V8-400
 Chev; Impala; 1965; L6-230
 Chev; Impala; 1979-1977; L6-250
 Chev; Impala; 1969-1965; L6-250
 Chev; Impala; 1979-1977; V8-305
 Chev; Impala; 1969; V8-327
 Chev; Impala; 1979-1973; V8-350
 Chev; Impala; 1970-1969; V8-350
 Chev; Impala; 1969; V8-396
 Chev; Impala; 1976-1973; V8-400
 Chev; Impala; 1970; V8-400
 Chev; Malibu; 1977; L6-250
 Chev; Malibu; 1977-1976; V8-305
 Chev; Malibu; 1973; V8-307
 Chev; Malibu; 1977-1973; V8-350
 Chev; Malibu; 1976-1973; V8-400
 Chev; Monte Carlo; 1977; V8-305
 Chev; Monte Carlo; 1977; V8-350
 Chev; Monza; 1977; L4-140
 Chev; Monza; 1979-1977; V6-196
 Chev; Nova; 1977; V8-305
 Chev; Nova; 1977; V8-350
 Chev; Suburban; 1980-1977; L6-4.1
 Chev; Suburban; 1979-1977; L6-292
 Chev; Suburban; 1980-1977; V8-5.0
 Chev; Suburban; 1979-1976; V8-350
 Ford; Ltd; 1979; V8-302
 Ford; Ltd; 1979; V8-351
 GMC; C&K Pickup; 1979-1977; L6-250
 GMC; C&K Pickup; 1979-1977; L6-292
 GMC; C&K Pickup; 1979-1977; V8-305
 GMC; C&K Pickup; 1979-1977; V8-350
 GMC; C&K Pickup; 1979-1977; V8-350 Dsl
 GMC; G Van; 1979-1973; L6-250
 GMC; G Van; 1978-1974; L6-292
 GMC; G Van; 1979-1978; V8-305
 GMC; G Van; 1973; V8-307
 GMC; G Van; 1979-1973; V8-350
 GMC; G Van; 1979-1975; V8-400
 GMC; Jimmy; 1979-1977; L6-250
 GMC; Jimmy; 1981-1977; V8-5.0
 GMC; Jimmy; 1981-1977; V8-5.7
 GMC; Jimmy; 1979-1977; V8-400
 GMC; Sprint; 1977; L6-250
 GMC; Sprint; 1977-1976; V8-305
 GMC; Sprint; 1973-1971; V8-307
 GMC; Sprint; 1977-1971; V8-350
 GMC; Sprint; 1976-1974; V8-400
 GMC; Sprint; 1972; V8-402
 GMC; Sprint; 1975-1972; V8-454
 GMC; Suburban; 1979-1977; L6-250
 GMC; Suburban; 1979-1977; L6-292
 GMC; Suburban; 1979-1977; V8-305
 GMC; Suburban; 1979-1977; V8-350
 GMC; Suburban; 1979-1977; V8-400
 Intrnatl; Scout II; 1979-1976; V8-304
 Intrnatl; Scout II; 1979-1976; V8-345
 Jeep; Cherokee; 1979-1975; L6-258
 Jeep; Cherokee; 1979-1974; V8-360
 Jeep; Cherokee; 1978-1974; V8-401
 Jeep; J Pickup; 1979-1975; L6-258
 Jeep; J Pickup; 1972; V8-304

70518 - Continued

Jeep; J Pickup; 1979-1972; V8-360
 Jeep; J Pickup; 1978-1974; V8-401
 Jeep; Wagoneer; 1971; V8-304
 Jeep; Wagoneer; 1979-1971; V8-360
 Jeep; Wagoneer; 1978-1974; V8-401
 Linc; Continental Mark II; 1957-1956; V8-368
 Merc; Grand Marquis; 1979; V8-302
 Merc; Grand Marquis; 1979; V8-351
 Merc; Marquis; 1979; V8-302
 Merc; Marquis; 1979; V8-351
 Olds; Custom Cruiser; 1977; V8-350
 Olds; Custom Cruiser; 1977; V8-403
 Olds; Cutlass; 1977; V8-350
 Olds; Cutlass; 1977; V8-403
 Olds; Delta 88; 1977; V8-260
 Olds; Delta 88; 1977; V8-350
 Olds; Delta 88; 1977; V8-403
 Olds; Ninety Eight; 1977; V8-350
 Olds; Ninety Eight; 1977; V8-403
 Olds; Omega; 1977; V8-260
 Olds; Omega; 1977; V8-305
 Olds; Omega; 1977; V8-350
 Olds; Starfire; 1977; L4-140
 Olds; Starfire; 1979-1977; V6-231
 Olds; Starfire; 1977; V8-305
 Olds; Toronado; 1977-1973; V8-403
 Pont; Astre; 1977; L4-140
 Pont; Bonneville; 1977; V8-301
 Pont; Bonneville; 1977; V8-350
 Pont; Bonneville; 1977; V8-400
 Pont; Catalina; 1977; V8-301
 Pont; Catalina; 1977; V8-350
 Pont; Catalina; 1977; V8-400
 Pont; Firebird; 1977; V8-350
 Pont; Grand Am; 1979; V8-301
 Pont; Grand Lemans; 1979; V8-301
 Pont; Grand Lemans; 1977-1978; V8-301
 Pont; Grand Lemans; 1978-1977; V8-350
 Pont; Grand Prix; 1979-1977; V8-301
 Pont; Grand Prix; 1977; V8-350
 Pont; Grand Prix; 1977; V8-400
 Pont; Grand Safari; 1977; V8-305
 Pont; Lemans; 1979-1978; V8-301
 Pont; Lemans; 1978-1977; V8-350
 Pont; Lemans; 1977; V8-400
 Pont; Sunbird; 1977; L4-140
 Pont; Sunbird; 1979-1977; V6-231

70551

AmerMtrs; Ambassador; 1969-1968; V8-290
 AmerMtrs; Ambassador; 1974-1968; V8-304
 AmerMtrs; Ambassador; 1974-1970; V8-360
 AmerMtrs; Ambassador; 1970-1968; V8-390
 AmerMtrs; Ambassador; 1974-1971; V8-401
 AmerMtrs; American; 1968-1978; V8-290
 AmerMtrs; AMX; 1978; L6-258
 AmerMtrs; AMX; 1969-1979; V8-290
 AmerMtrs; AMX; 1974-1972; V8-304
 AmerMtrs; AMX; 1969-1968; V8-343
 AmerMtrs; AMX; 1974-1970; V8-360
 AmerMtrs; AMX; 1970-1968; V8-390
 AmerMtrs; AMX; 1974-1971; V8-401
 AmerMtrs; Gremlin; 1972; V8-304
 AmerMtrs; Hornet; 1974-1973; V8-304
 AmerMtrs; Hornet; 1971-1970; V8-304
 AmerMtrs; Hornet; 1974-1973; V8-360
 AmerMtrs; Hornet; 1971; V8-360
 AmerMtrs; Javelin; 1969-1968; V8-290
 AmerMtrs; Javelin; 1974-1968; V8-304
 AmerMtrs; Javelin; 1974-1970; V8-360
 AmerMtrs; Javelin; 1970-1968; V8-390
 AmerMtrs; Javelin; 1974-1971; V8-401
 AmerMtrs; Matador; 1971; L6-232
 AmerMtrs; Matador; 1971; L6-258
 AmerMtrs; Matador; 1974-1971; V8-304
 AmerMtrs; Matador; 1974-1971; V8-360
 AmerMtrs; Matador; 1974-1971; V8-401
 AmerMtrs; Pacer; 1977-1975; L6-232
 AmerMtrs; Pacer; 1977-1975; L6-258
 AmerMtrs; Rambler; 1969; V8-290
 AmerMtrs; Rambler; 1969; V8-390

70551 - Continued

AmerMtrs; Rebel; 1969-1968; V8-290
 AmerMtrs; Rebel; 1970-1968; V8-304
 AmerMtrs; Rebel; 1970; V8-360
 AmerMtrs; Rebel; 1970-1969; V8-390
 AmerMtrs; Spirit; 1979; V8-304
 Buick; Apollo; 1974-1973; L6-250
 Buick; Century; 1979; V6-231
 Buick; Century; 1979-1977; V8-305
 Buick; Century; 1977; V8-403
 Buick; Electra; 1979-1977; V8-350
 Buick; Electra; 1979-1977; V8-403
 Buick; Estate Wagon; 1979-1977; V8-350
 Buick; Estate Wagon; 1979-1977; V8-403
 Buick; Lesabre; 1979-1978; V6-231
 Buick; Lesabre; 1978-1977; V8-305
 Buick; Regal; 1979-1977; V6-231
 Buick; Riviera; 1979; V8-350
 Buick; Skylark; 1979; V8-305
 Buick; Skylark; 1979; V8-350
 Cad; Deville; 1979; V8-350 Dsl
 Cad; Eldorado; 1979; V8-350
 Cad; Eldorado; 1979; V8-350 Dsl
 Cad; Fleetwood; 1979; V8-350 Dsl
 Chev; Beaumont; 1965; L6-194 (Canada)
 Chev; Beaumont; 1968; L6-230 (Canada)
 Chev; Beaumont; 1965; L6-230 (Canada)
 Chev; Beaumont; 1969-1968; L6-250 (Canada)
 Chev; Beaumont; 1965; V8-283 (Canada)
 Chev; Beaumont; 1969; V8-307 (Canada)
 Chev; Beaumont; 1965; V8-327 (Canada)
 Chev; Beaumont; 1969; V8-350 (Canada)
 Chev; BelAir; 1972; L6-250
 Chev; BelAir; 1970; L6-250
 Chev; BelAir; 1975-1973; V8-454
 Chev; BelAir; 1976; V8-454 (Canada)
 Chev; Biscayne; 1972; L6-250
 Chev; Biscayne; 1970; L6-250
 Chev; Biscayne; 1975-1973; V8-454 (Canada)
 Chev; Blazer; 1973; V8-307
 Chev; Blazer; 1976-1973; V8-350
 Chev; Blazer; 1976-1975; V8-400
 Chev; C&K Pickup; 1973; V8-307
 Chev; C&K Pickup; 1976-1973; V8-350
 Chev; C&K Pickup; 1976-1973; V8-400
 Chev; Camaro; 1969-1967; L6-230
 Chev; Camaro; 1972-1967; L6-250
 Chev; Camaro; 1969-1967; V8-302
 Chev; Camaro; 1979-1978; V8-305
 Chev; Camaro; 1972-1969; V8-307
 Chev; Camaro; 1969-1967; V8-327
 Chev; Camaro; 1979-1978; V8-350
 Chev; Camaro; 1974-1967; V8-350
 Chev; Camaro; 1969-1967; V8-396
 Chev; Camaro; 1971-1969; V8-400
 Chev; Camaro; 1967; V8-427
 Chev; Caprice; 1976-1973; V8-454
 Chev; Chevelle; 1969-1968; L6-230
 Chev; Chevelle; 1971-1969; L6-250
 Chev; Chevelle; 1969; V8-396
 Chev; Chevelle; 1971; V8-400
 Chev; Chevy II; 1968-1965; L4-153
 Chev; Chevy II; 1967-1965; L6-194
 Chev; Chevy II; 1968-1965; L6-230
 Chev; Chevy II; 1968-1967; L6-250
 Chev; Chevy II; 1967-1965; V8-283
 Chev; Chevy II; 1968; V8-307
 Chev; Chevy II; 1968-1965; V8-327
 Chev; Chevy II; 1968; V8-350
 Chev; Chevy II; 1968; V8-396
 Chev; Corvette; 1968-1963; V8-327
 Chev; Corvette; 1979-1969; V8-350
 Chev; Corvette; 1965; V8-396
 Chev; Corvette; 1969-1966; V8-427
 Chev; Corvette; 1974-1968; V8-454
 Chev; El Camino; 1971-1979; L6-250
 Chev; El Camino; 1979-1978; V8-305
 Chev; El Camino; 1969; V8-307
 Chev; El Camino; 1979-1978; V8-350
 Chev; El Camino; 1969; V8-350
 Chev; El Camino; 1971-1970; V8-402
 Chev; Impala; 1972; L6-250
 Chev; Impala; 1970; L6-250

SYSTEM
PUMP &
GEAR
IDENT.

SYSTEM &
COM-
PONENT
IDENT.

PASS.
CARS

LIGHT
TRUCKS

MEDIUM/
HEAVY
TRUCKS

BUSES

HOSE
NUMER-
ICAL

REPAIR
KITS

KIT
NUMER-
ICAL

ILLUST-
RATIONS

Numerical Listing - Power Steering Hose Assemblies and End Fittings

	70551 - Continued	70551 - Continued	70608 - Continued
SYSTEM PUMP & GEAR IDENT.	Chev; Impala; 1976-1973; V8-454 Chev; Malibu; 1978-1979; V6-200 Chev; Malibu; 1979; V8-305 Chev; Monte Carlo; 1979-1978; V8-305 Chev; Monte Carlo; 1976; V8-305 Chev; Monte Carlo; 1976-1970; V8-350 Chev; Monte Carlo; 1976-1970; V8-400 Chev; Monte Carlo; 1972-1970; V8-402 Chev; Monte Carlo; 1975-1970; V8-454 Chev; Monza; 1976; L4-140 Chev; Nova; 1970-1969; L6-230 Chev; Nova; 1974-1969; L6-250 Chev; Nova; 1975; V8-262 Chev; Nova; 1979-1978; V8-305 Chev; Nova; 1976; V8-305 Chev; Nova; 1972-1969; V8-307 Chev; Nova; 1979-1978; V8-350 Chev; Nova; 1976-1975; V8-350 Chev; Nova; 1972-1970; V8-350 Chev; P Van; 1979; V8-350 Chev; Suburban; 1973; V8-307 Chev; Suburban; 1976-1973; V8-350 Chev; Suburban; 1976-1973; V8-400	Linc; Continental; 1980; V8-5.8 Linc; Mark VI; 1980-1981; V8-5.8 Merc; Grand Marquis; 1981; V8-4.2 Merc; Grand Marquis; 1979; V8-302 Merc; Grand Marquis; 1981-1979; V8-5.0 Merc; Marquis; 1981; V8-4.2 Merc; Marquis; 1979; V8-302 Merc; Marquis; 1981-1979; V8-5.0 Merc; Montclair; 1966; V8-390 Merc; Monterey; 1966; V8-390 Merc; Park Lane; 1966; V8-390 Olds; Custom Cruiser; 1979; V8-350 Olds; Cutlass; 1979-1978; V8-260 Olds; Cutlass; 1978-1979; V8-305 Olds; Cutlass Cruiser; 1979; V6-231 Olds; Cutlass Cruiser; 1979-1978; V8-260 Olds; Cutlass Cruiser; 1978-1979; V8-305 Olds; Delta 88; 1979-1978; V8-260 Olds; Omega; 1978; V8-305 Olds; Omega; 1978; V8-350 Olds; Omega; 1976-1975; V8-350 Olds; Toronado; 1979; V8-350 Olds; Toronado; 1979; V8-350 Dsl Ply; Trailduster; 1979-1974; L6-225 Ply; Trailduster; 1979-1974; V8-360 Ply; Trailduster; 1978-1976; V8-400 Ply; Trailduster; 1974; V8-400 Ply; Trailduster; 1978-1974; V8-440 Pont; Astre; 1975; L4-140 Pont; Bonneville; 1977; V8-305 Pont; Bonneville; 1979-1978; V8-350 Pont; Bonneville; 1978-1977; V8-403 Pont; Catalina; 1979-1977; V8-350 Pont; Catalina; 1979-1977; V8-403 Pont; Firebird; 1979-1978; V8-350 Pont; Firebird; 1978; V8-403 Pont; Grand Am; 1978-1977; V8-305 Pont; Grand Lemans; 1977; V8-350 Pont; Grand Lemans; 1977; V8-400 Pont; Grand Lemans; 1977-1978; V8-403 Pont; Grand Prix; 1966-1962; V8-389 Pont; Grand Prix; 1968-1963; V8-400 Pont; Grand Prix; 1968-1977; V8-428 Pont; Laurentian; 1977; V8-305 (Canada) Pont; Laurentian; 1979-1977; V8-350 (Canada) Pont; Lemans; 1977; V8-305 Pont; Lemans; 1977; V8-350 Pont; Lemans; 1977; V8-403 Pont; Parisienne; 1977; V8-305 (Canada) Pont; Parisienne; 1977; V8-350 (Canada) Pont; Tempest; 1967-1966; L6-230 Pont; Ventura; 1973; L6-250 Pont; Ventura; 1973; V8-350 Chev; P30; 1979; GM V8-350 GMC; P3500; 1979; V8-350	Ford; Mustang; 1966-1964; L6-200 Ford; Mustang; 1966-1964; V8-289 Merc; Comet; 1963; L6-144 Merc; Comet; 1965; L6-200
SYSTEM & COMPONENT IDENT.	Dodge; D & W Pickup; 1979-1978; L6-225 Dodge; D & W Pickup; 1973-1972; L6-225 Dodge; D & W Pickup; 1979-1972; L6-243 Dsl Dodge; D & W Pickup; 1979-1972; V8-360 Dodge; D & W Pickup; 1978-1972; V8-400 Dodge; D & W Pickup; 1978-1973; V8-440 Dodge; Ramcharger; 1979-1977; L6-225 Dodge; Ramcharger; 1979-1977; V8-360 Ford; Custom; 1966-1965; V8-289 Ford; E Van; 1981-1979; L6-4.9 Ford; Galaxie; 1966-1965; V8-289 Ford; Ltd; 1981; V8-4.2 Ford; Ltd; 1979; V8-302 Ford; Ltd; 1981-1979; V8-5.0 Ford; Thunderbird; 1957-1955; V8-292 Ford; Thunderbird; 1979-1956; V8-302 Ford; Thunderbird; 1979-1978; V8-351 Ford; Thunderbird; 1960-1958; V8-352 Ford; Thunderbird; 1961; V8-390 Ford; Thunderbird; 1978; V8-400 Ford; Thunderbird; 1960-1959; V8-430 GMC; C&K Pickup; 1973; V8-307 GMC; C&K Pickup; 1976-1973; V8-350 GMC; C&K Pickup; 1976-1973; V8-400 GMC; Caballero; 1978-1979; V6-200 GMC; Caballero; 1979-1978; V8-305 GMC; Jimmy; 1973; V8-307 GMC; Jimmy; 1976-1973; V8-350 GMC; Jimmy; 1976-1975; V8-400 GMC; P Van; 1979; V8-350 GMC; Sprint; 1971; L6-250 GMC; Suburban; 1973; V8-307 GMC; Suburban; 1976-1973; V8-350 GMC; Suburban; 1976-1973; V8-400	Pont; Firebird; 1978; V8-403 Pont; Grand Am; 1978-1977; V8-305 Pont; Grand Lemans; 1977; V8-350 Pont; Grand Lemans; 1977-1978; V8-403 Pont; Grand Prix; 1966-1962; V8-389 Pont; Grand Prix; 1968-1963; V8-400 Pont; Grand Prix; 1968-1977; V8-428 Pont; Laurentian; 1977; V8-305 (Canada) Pont; Laurentian; 1979-1977; V8-350 (Canada) Pont; Lemans; 1977; V8-305 Pont; Lemans; 1977; V8-350 Pont; Lemans; 1977; V8-403 Pont; Parisienne; 1977; V8-305 (Canada) Pont; Parisienne; 1977; V8-350 (Canada) Pont; Tempest; 1967-1966; L6-230 Pont; Ventura; 1973; L6-250 Pont; Ventura; 1973; V8-350 Chev; P30; 1979; GM V8-350 GMC; P3500; 1979; V8-350	Ford; Custom; 1964; V8-289 Ford; Custom; 1964; V8-352 Ford; Custom; 1964-1963; V8-390 Merc; Montclair; 1964; V8-390 Merc; Montclair; 1964; V8-427 Merc; Monterey; 1964-1963; V8-390 Merc; Monterey; 1963-1964; V8-406 Merc; Park Lane; 1964; V8-390 Merc; Park Lane; 1964; V8-427
PASS. CARS	Ford; Custom; 1966-1965; V8-289 Ford; E Van; 1981-1979; L6-4.9 Ford; Galaxie; 1966-1965; V8-289 Ford; Ltd; 1981; V8-4.2 Ford; Ltd; 1979; V8-302 Ford; Ltd; 1981-1979; V8-5.0 Ford; Thunderbird; 1957-1955; V8-292 Ford; Thunderbird; 1979-1956; V8-302 Ford; Thunderbird; 1979-1978; V8-351 Ford; Thunderbird; 1960-1958; V8-352 Ford; Thunderbird; 1961; V8-390 Ford; Thunderbird; 1978; V8-400 Ford; Thunderbird; 1960-1959; V8-430 GMC; C&K Pickup; 1973; V8-307 GMC; C&K Pickup; 1976-1973; V8-350 GMC; C&K Pickup; 1976-1973; V8-400 GMC; Caballero; 1978-1979; V6-200 GMC; Caballero; 1979-1978; V8-305 GMC; Jimmy; 1973; V8-307 GMC; Jimmy; 1976-1973; V8-350 GMC; Jimmy; 1976-1975; V8-400 GMC; P Van; 1979; V8-350 GMC; Sprint; 1971; L6-250 GMC; Suburban; 1973; V8-307 GMC; Suburban; 1976-1973; V8-350 GMC; Suburban; 1976-1973; V8-400	Pont; Firebird; 1978; V8-403 Pont; Grand Am; 1978-1977; V8-305 Pont; Grand Lemans; 1977; V8-350 Pont; Grand Lemans; 1977-1978; V8-403 Pont; Grand Prix; 1966-1962; V8-389 Pont; Grand Prix; 1968-1963; V8-400 Pont; Grand Prix; 1968-1977; V8-428 Pont; Laurentian; 1977; V8-305 (Canada) Pont; Laurentian; 1979-1977; V8-350 (Canada) Pont; Lemans; 1977; V8-305 Pont; Lemans; 1977; V8-350 Pont; Lemans; 1977; V8-403 Pont; Parisienne; 1977; V8-305 (Canada) Pont; Parisienne; 1977; V8-350 (Canada) Pont; Tempest; 1967-1966; L6-230 Pont; Ventura; 1973; L6-250 Pont; Ventura; 1973; V8-350 Chev; P30; 1979; GM V8-350 GMC; P3500; 1979; V8-350	Ford; Mustang; 1966-1964; V8-289
LIGHT TRUCKS	Intrnatl; Scout; 1970-1969; L4-152 Intrnatl; Scout; 1971-1969; L4-196 Intrnatl; Scout; 1971-1969; V8-304 Intrnatl; Scout II; 1979-1971; L4-196 Intrnatl; Scout II; 1974-1973; L6-258 Intrnatl; Scout II; 1975-1971; V8-304 Intrnatl; Scout II; 1975-1971; V8-345 Jaguar; XJS; 1992-1982; V12-5.3 Jeep; Cherokee; 1974; L6-258 Jeep; CJ; 1978-1976; L6-232 Jeep; CJ; 1979-1976; L6-258 Jeep; CJ; 1979-1976; V8-304 Jeep; J Pickup; 1965-1963; L6-230 Jeep; J Pickup; 1971; L6-232 Jeep; J Pickup; 1968-1965; L6-232 Jeep; J Pickup; 1974-1971; L6-258 Jeep; J Pickup; 1971-1969; V8-304 Jeep; J Pickup; 1971; V8-360 Jeep; Pickup; 1964-1963; L6-226 Jeep; Pickup; 1965-1963; L6-230 Jeep; Station Wagon; 1965-1963; L6-230 Jeep; Wagoneer; 1965-1963; L6-230 Jeep; Wagoneer; 1971-1965; L6-232 Jeep; Wagoneer; 1973-1969; L6-258 Linc; Continental; 1980; V8-5.0	70579 Ford; Custom; 1964; L6-223 Ford; Custom; 1964; V8-289 Ford; Custom; 1964; V8-352 Ford; Custom; 1964; V8-390 Ford; Custom; 1964; V8-390 Ford; Custom; 1964-1962; V8-427 Ford; Fairlane; 1965-1963; L6-200 Ford; Fairlane; 1963-1962; V8-221 Ford; Fairlane; 1964-1962; V8-260 Ford; Fairlane; 1965-1963; V8-289 Ford; Galaxie; 1963; V8-260 Merc; Meteor; 1963-1962; L6-170 Merc; Montclair; 1964; V8-390 Merc; Montclair; 1964; V8-427 Merc; Monterey; 1964; V8-390 Merc; Monterey; 1964; V8-427 Merc; Park Lane; 1964; V8-390 Merc; Park Lane; 1964; V8-427	Ford; Mustang; 1966-1964; V8-289
MEDIUM/HEAVY TRUCKS	70608 Ford; Falcon; 1964-1963; L6-144 Ford; Falcon; 1965-1963; L6-170 Ford; Falcon; 1965-1964; L6-200 Ford; Falcon Ranchero; 1964; L6-144	Ford; Falcon; 1965; L6-170 Ford; Falcon; 1965; L6-200 Ford; Falcon; 1965; V8-289 Ford; Falcon Ranchero; 1965; L6-170 Ford; Falcon Ranchero; 1965; L6-200 Ford; Falcon Ranchero; 1965; V8-289	70612 Ford; Custom; 1964; V8-289 Ford; Custom; 1964; V8-352 Ford; Custom; 1964-1963; V8-390 Merc; Montclair; 1964; V8-390 Merc; Montclair; 1964; V8-427 Merc; Monterey; 1964-1963; V8-390 Merc; Monterey; 1963-1964; V8-406 Merc; Park Lane; 1964; V8-390 Merc; Park Lane; 1964; V8-427
BUSES	70629 AmerMtrs; Ambassador; 1972; V8-304 AmerMtrs; Ambassador; 1972; V8-360 AmerMtrs; Ambassador; 1972; V8-401 AmerMtrs; American; 1967; L6-199 AmerMtrs; American; 1967; L6-232 AmerMtrs; American; 1967; V8-290 AmerMtrs; American; 1967; V8-343 AmerMtrs; AMX; 1979; L6-258 AmerMtrs; AMX; 1972; V8-304 AmerMtrs; AMX; 1972; V8-360 AmerMtrs; AMX; 1972; V8-401 AmerMtrs; Concord; 1979-1978; L4-121 AmerMtrs; Gremlin; 1978; L6-232 AmerMtrs; Gremlin; 1976-1975; L6-232 AmerMtrs; Gremlin; 1978; L6-258 AmerMtrs; Gremlin; 1976-1972; L6-258 AmerMtrs; Hornet; 1976-1975; L6-232 AmerMtrs; Hornet; 1977-1975; V8-304 AmerMtrs; Hornet; 1972; V8-304 AmerMtrs; Hornet; 1972; V8-360 AmerMtrs; Javelin; 1972; V8-304 AmerMtrs; Javelin; 1972; V8-360 AmerMtrs; Javelin; 1972; V8-401 AmerMtrs; Matador; 1977-1975; L6-258 AmerMtrs; Matador; 1977-1975; V8-304 AmerMtrs; Matador; 1972; V8-304 AmerMtrs; Matador; 1978-1975; V8-360 AmerMtrs; Matador; 1972; V8-360 AmerMtrs; Matador; 1976-1975; V8-401 AmerMtrs; Matador; 1972; V8-401 AmerMtrs; Spirit; 1979; L4-121 AmerMtrs; Spirit; 1979; L6-232 AmerMtrs; Spirit; 1979; L6-258 Buick; Apollo; 1975; L6-250 Buick; Apollo; 1975; V8-260 Buick; Centurion; 1972; V8-350 Buick; Centurion; 1972-1971; V8-455 Buick; Century; 1979-1960; V6-196 Buick; Electra; 1968-1967; V8-430 Buick; Electra; 1972; V8-455 Buick; Estate Wagon; 1972-1971; V8-455 Buick; Invicta; 1963-1962; V8-401 Buick; Lesabre; 1979; V6-231 Buick; Lesabre; 1965-1964; V8-300 Buick; Lesabre; 1977-1966; V8-301 Buick; Lesabre; 1972-1971; V8-350 Buick; Lesabre; 1964-1962; V8-401 Buick; Lesabre; 1964; V8-425 Buick; Lesabre; 1972-1971; V8-455 Buick; Regal; 1979; V6-196 Buick; Regal; 1979; V6-231	70629 AmerMtrs; Ambassador; 1972; V8-304 AmerMtrs; Ambassador; 1972; V8-360 AmerMtrs; Ambassador; 1972; V8-401 AmerMtrs; American; 1967; L6-199 AmerMtrs; American; 1967; L6-232 AmerMtrs; American; 1967; V8-290 AmerMtrs; American; 1967; V8-343 AmerMtrs; AMX; 1979; L6-258 AmerMtrs; AMX; 1972; V8-304 AmerMtrs; AMX; 1972; V8-360 AmerMtrs; AMX; 1972; V8-401 AmerMtrs; Concord; 1979-1978; L4-121 AmerMtrs; Gremlin; 1978; L6-232 AmerMtrs; Gremlin; 1976-1975; L6-232 AmerMtrs; Gremlin; 1978; L6-258 AmerMtrs; Gremlin; 1976-1972; L6-258 AmerMtrs; Hornet; 1976-1975; L6-232 AmerMtrs; Hornet; 1977-1975; V8-304 AmerMtrs; Hornet; 1972; V8-304 AmerMtrs; Hornet; 1972; V8-360 AmerMtrs; Javelin; 1972; V8-304 AmerMtrs; Javelin; 1972; V8-360 AmerMtrs; Javelin; 1972; V8-401 AmerMtrs; Matador; 1977-1975; L6-258 AmerMtrs; Matador; 1977-1975; V8-304 AmerMtrs; Matador; 1972; V8-304 AmerMtrs; Matador; 1978-1975; V8-360 AmerMtrs; Matador; 1972; V8-360 AmerMtrs; Matador; 1976-1975; V8-401 AmerMtrs; Matador; 1972; V8-401 AmerMtrs; Spirit; 1979; L4-121 AmerMtrs; Spirit; 1979; L6-232 AmerMtrs; Spirit; 1979; L6-258 Buick; Apollo; 1975; L6-250 Buick; Apollo; 1975; V8-260 Buick; Centurion; 1972; V8-350 Buick; Centurion; 1972-1971; V8-455 Buick; Century; 1979-1960; V6-196 Buick; Electra; 1968-1967; V8-430 Buick; Electra; 1972; V8-455 Buick; Estate Wagon; 1972-1971; V8-455 Buick; Invicta; 1963-1962; V8-401 Buick; Lesabre; 1979; V6-231 Buick; Lesabre; 1965-1964; V8-300 Buick; Lesabre; 1977-1966; V8-301 Buick; Lesabre; 1972-1971; V8-350 Buick; Lesabre; 1964-1962; V8-401 Buick; Lesabre; 1964; V8-425 Buick; Lesabre; 1972-1971; V8-455 Buick; Regal; 1979; V6-196 Buick; Regal; 1979; V6-231	70613 Ford; Mustang; 1966-1964; V8-289
HOSE NUMERICAL	70608 Ford; Falcon; 1964-1963; L6-144 Ford; Falcon; 1965-1963; L6-170 Ford; Falcon; 1965-1964; L6-200 Ford; Falcon Ranchero; 1964; L6-144	70613 Ford; Mustang; 1966-1964; V8-289	70613 Ford; Mustang; 1966-1964; V8-289
REPAIR KITS	70608 Ford; Falcon; 1964-1963; L6-144 Ford; Falcon; 1965-1963; L6-170 Ford; Falcon; 1965-1964; L6-200 Ford; Falcon Ranchero; 1964; L6-144	70613 Ford; Mustang; 1966-1964; V8-289	70613 Ford; Mustang; 1966-1964; V8-289
KIT NUMERICAL	70608 Ford; Falcon; 1964-1963; L6-144 Ford; Falcon; 1965-1963; L6-170 Ford; Falcon; 1965-1964; L6-200 Ford; Falcon Ranchero; 1964; L6-144	70613 Ford; Mustang; 1966-1964; V8-289	70613 Ford; Mustang; 1966-1964; V8-289
ILLUSTRATIONS	70608 Ford; Falcon; 1964-1963; L6-144 Ford; Falcon; 1965-1963; L6-170 Ford; Falcon; 1965-1964; L6-200 Ford; Falcon Ranchero; 1964; L6-144	70613 Ford; Mustang; 1966-1964; V8-289	70613 Ford; Mustang; 1966-1964; V8-289

Numerical Listing - Power Steering Hose Assemblies and End Fittings

70629 - Continued

Buick; Regal; 1977; V6-231
 Buick; Riviera; 1979; V6-231
 Buick; Riviera; 1965-1963; V8-401
 Buick; Riviera; 1966-1963; V8-425
 Buick; Riviera; 1968-1967; V8-430
 Buick; Skyhawk; 1977; V6-231
 Buick; Skylark; 1969-1967; L6-250
 Buick; Skylark; 1979; V6-231
 Buick; Skylark; 1976-1975; V8-260
 Buick; Skylark; 1967-1964; V8-300
 Buick; Skylark; 1977-1966; V8-301
 Buick; Skylark; 1978; V8-350
 Buick; Skylark; 1969-1965; V8-350
 Buick; Special; 1969-1967; L6-250
 Buick; Special; 1967-1964; V8-300
 Buick; Special; 1969-1968; V8-350
 Buick; Wildcat; 1966-1964; V8-401
 Buick; Wildcat; 1968-1967; V8-430
 Cad; Deville; 1979-1977; V8-425
 Cad; Fleetwood; 1979-1977; V8-425
 Checker; Marathon; 1979-1971; L6-250
 Checker; Marathon; 1979-1977; V8-305
 Checker; Marathon; 1979-1971; V8-350
 Chev; Blazer; 1976-1973; L6-250
 Chev; C&K Pickup; 1976-1973; L6-250
 Chev; C&K Pickup; 1976-1973; L6-292
 Chev; Camaro; 1979-1978; L6-250
 Chev; Camaro; 1975-1973; L6-250
 Chev; Camaro; 1976; V8-305
 Chev; Camaro; 1973; V8-307
 Chev; Camaro; 1976-1973; V8-350
 Chev; Chevelle; 1973-1972; L6-250
 Chev; El Camino; 1975; L6-250
 Chev; El Camino; 1973-1972; L6-250
 Chev; El Camino; 1979; V6-200
 Chev; Malibu; 1975-1973; L6-250
 Chev; Malibu; 1979; V6-200
 Chev; Monte Carlo; 1979; V6-200
 Chev; Monza; 1975; L4-140
 Chev; Monza; 1979-1978; L4-151
 Chev; Monza; 1976-1975; V8-262
 Chev; Monza; 1979-1975; V8-305
 Chev; Nova; 1979-1978; L6-250
 Chev; Suburban; 1976-1973; L6-250
 Chev; Suburban; 1976-1973; L6-292
 Chev; Vega; 1975; L4-122
 Chev; Vega; 1975-1973; L4-140
 Dodge; D & W Pickup; 1973-1972; V8-318
 Ford; Custom; 1967-1965; L6-240
 Ford; Custom; 1967-1965; V8-289
 Ford; Custom; 1967-1965; V8-390
 Ford; Custom; 1967; V8-427
 Ford; Custom; 1967; V8-428
 Ford; Galaxie; 1967-1965; L6-240
 Ford; Galaxie; 1967-1965; V8-289
 Ford; Galaxie; 1967-1965; V8-390
 Ford; Galaxie; 1967; V8-427
 Ford; Galaxie; 1967; V8-428
 Ford; Ltd; 1967; V8-289
 Ford; Ltd; 1967; V8-390
 Ford; Ltd; 1967; V8-427
 Ford; Ltd; 1967; V8-428
 Ford; Mustang; 1973-1971; L6-250
 Ford; Mustang; 1973-1971; V8-302
 Ford; Mustang; 1973-1971; V8-351
 Ford; Mustang; 1971; V8-429
 GMC; C&K Pickup; 1976-1973; L6-250
 GMC; C&K Pickup; 1976-1973; L6-292
 GMC; Caballero; 1979; V6-200
 GMC; Jimmy; 1976-1973; L6-250
 GMC; Sprint; 1975; L6-250
 GMC; Sprint; 1972; L6-250
 GMC; Suburban; 1976-1973; L6-250
 GMC; Suburban; 1976-1973; L6-292
 Jeep; J Pickup; 1970-1965; L6-232
 Jeep; J Pickup; 1971-1965; V8-350
 Jeep; Wagoneer; 1971-1968; V8-350
 Linc; Mark V; 1979; V8-400
 Merc; Cougar; 1973-1971; V8-351
 Merc; Cougar; 1971; V8-429
 Merc; Montclair; 1966; V8-390
 Merc; Monterey; 1966; V8-390

70629 - Continued

Merc; Park Lane; 1966; V8-390
 Olds; Custom Cruiser; 1973; V8-350
 Olds; Custom Cruiser; 1975-1971; V8-400
 Olds; Cutlass; 1976-1975; L6-250
 Olds; Cutlass; 1977-1975; V6-231
 Olds; Cutlass; 1979; V8-305
 Olds; Cutlass; 1979; V8-350
 Olds; Cutlass; 1976-1971; V8-350
 Olds; Cutlass; 1976-1971; V8-455
 Olds; Cutlass Cruiser; 1979; V8-305
 Olds; Delta 88; 1976-1971; V8-350
 Olds; Delta 88; 1975-1972; V8-400
 Olds; Ninety Eight; 1975; V8-350
 Olds; Ninety Eight; 1973-1972; V8-350
 Olds; Ninety Eight; 1975-1971; V8-400
 Olds; Omega; 1976-1975; L6-250
 Olds; Omega; 1979; V8-305
 Olds; Omega; 1979; V8-350
 Olds; Starfire; 1979-1978; L4-151
 Olds; Toronado; 1972-1971; V8-455
 Olds; Vista Cruiser; 1975-1971; V8-350
 Olds; Vista Cruiser; 1975-1971; V8-455
 Olds; 442; 1971; V8-455
 Pont; Astre; 1974-1973; L4-140 (Canada)
 Pont; Bonneville; 1976-1971; V8-400
 Pont; Bonneville; 1976-1971; V8-455
 Pont; Catalina; 1976; V8-350
 Pont; Catalina; 1973-1971; V8-350
 Pont; Catalina; 1975-1971; V8-350 (Canada)
 Pont; Catalina; 1976-1971; V8-455
 Pont; Firebird; 1967; L6-230
 Pont; Firebird; 1976-1973; L6-250
 Pont; Firebird; 1969-1968; L6-250
 Pont; Firebird; 1978; V6-231
 Pont; Firebird; 1976-1973; V8-350
 Pont; Firebird; 1976-1973; V8-400
 Pont; Firebird; 1976-1973; V8-455
 Pont; Grand Am; 1979; V8-305
 Pont; Grand Am; 1975; V8-350
 Pont; Grand Am; 1973; V8-350
 Pont; Grand Am; 1975-1973; V8-400
 Pont; Grand Am; 1975-1973; V8-455
 Pont; Grand Lemans; 1976; L6-250
 Pont; Grand Lemans; 1979; V8-305
 Pont; Grand Lemans; 1979; V8-350
 Pont; Grand Lemans; 1975; V8-350
 Pont; Grand Lemans; 1975; V8-400
 Pont; Grand Lemans; 1975; V8-455
 Pont; Grand Prix; 1979; V8-305
 Pont; Grand Prix; 1976; V8-350
 Pont; Grand Prix; 1976-1973; V8-400
 Pont; Grand Prix; 1976-1973; V8-455
 Pont; Grand Safari; 1976-1971; V8-400
 Pont; Grand Safari; 1976-1971; V8-455
 Pont; Grandville; 1975; V8-400
 Pont; Grandville; 1973; V8-400
 Pont; Grandville; 1971; V8-400
 Pont; Grandville; 1975-1971; V8-455
 Pont; GTO; 1966; V8-389
 Pont; GTO; 1970-1967; V8-400
 Pont; GTO; 1970; V8-455
 Pont; Laurentian; 1976-1971; V8-350 (Canada)
 Pont; Laurentian; 1976-1974; V8-400 (Canada)
 Pont; Laurentian; 1976-1974; V8-455 (Canada)
 Pont; Lemans; 1976; L6-250
 Pont; Lemans; 1970; L6-250
 Pont; Lemans; 1979; V8-305
 Pont; Lemans; 1979; V8-350
 Pont; Lemans; 1975-1974; V8-350
 Pont; Lemans; 1970; V8-350
 Pont; Lemans; 1975-1974; V8-400
 Pont; Lemans; 1970; V8-400
 Pont; Lemans; 1974; V8-455
 Pont; Parisienne; 1962-1961; L6-(Canada)
 Pont; Parisienne; 1963; L6-230 (Canada)
 Pont; Parisienne; 1972-1971; L6-250 (Canada)
 Pont; Parisienne; 1963-1961; V8-283 (Canada)
 Pont; Parisienne; 1963-1961; V8-327 (Canada)
 Pont; Parisienne; 1961; V8-348 (Canada)
 Pont; Parisienne; 1976-1971; V8-350 (Canada)
 Pont; Parisienne; 1976-1974; V8-400 (Canada)
 Pont; Parisienne; 1976-1974; V8-455 (Canada)

70629 - Continued

Pont; Tempest; 1965-1964; L6-215
 Pont; Tempest; 1970-1964; L6-250
 Pont; Tempest; 1970-1968; V8-350
 Pont; Tempest; 1965-1964; V8-389
 Pont; Tempest; 1970; V8-400

70632
 Ford; Mustang; 1964; V8-260

70640
 Ford; Fairlane; 1966; L6-170
 Ford; Fairlane; 1969-1966; L6-200
 Ford; Fairlane; 1970-1966; L6-250
 Ford; Fairlane; 1970-1968; V8-302
 Ford; Fairlane; 1970-1967; V8-351
 Ford; Fairlane; 1969; V8-428
 Ford; Falcon; 1969-1966; L6-170
 Ford; Falcon; 1970-1966; L6-200
 Ford; Falcon; 1970; L6-250
 Ford; Falcon; 1968-1965; V8-289
 Ford; Falcon; 1970-1968; V8-302
 Ford; Falcon; 1970; V8-351
 Ford; Falcon; 1970; V8-429
 Ford; Granada; 1976-1975; L6-200
 Ford; Maverick; 1972-1969; L6-170
 Ford; Maverick; 1976-1969; L6-200
 Ford; Maverick; 1976-1970; L6-250
 Ford; Maverick; 1976-1967; V8-302
 Ford; Mustang; 1970-1967; L6-250
 Ford; Mustang; 1970-1968; V8-302
 Ford; Mustang; 1970-1969; V8-351
 Ford; Mustang; 1969-1968; V8-390
 Ford; Mustang; 1970-1968; V8-428
 Ford; Mustang; 1970-1966; V8-429
 Ford; Rancho; 1971-1966; L6-250
 Ford; Rancho; 1971-1968; V8-302
 Ford; Rancho; 1971-1969; V8-351
 Ford; Rancho; 1969-1967; V8-390
 Ford; Rancho; 1969-1968; V8-428
 Ford; Rancho; 1971-1970; V8-429
 Ford; Torino; 1968; L6-200
 Ford; Torino; 1971-1968; L6-250
 Ford; Torino; 1971-1968; V8-302
 Ford; Torino; 1971-1969; V8-351
 Ford; Torino; 1969-1968; V8-390
 Ford; Torino; 1971-1970; V8-429
 Merc; Comet; 1972-1971; L6-170
 Merc; Comet; 1976-1971; L6-200
 Merc; Comet; 1968-1966; L6-200
 Merc; Comet; 1976-1971; L6-250
 Merc; Comet; 1969; L6-250
 Merc; Comet; 1967-1966; V8-289
 Merc; Comet; 1976-1971; V8-302
 Merc; Comet; 1969; V8-302
 Merc; Comet; 1969-1966; V8-390
 Merc; Comet; 1968; V8-427
 Merc; Comet; 1968-1967; V8-428
 Merc; Cougar; 1970-1968; V8-302
 Merc; Cougar; 1970-1969; V8-351
 Merc; Cougar; 1969-1968; V8-390
 Merc; Cougar; 1970-1968; V8-428
 Merc; Cougar; 1970-1971; V8-429
 Merc; Cyclone; 1969; V8-302
 Merc; Cyclone; 1971-1969; V8-351
 Merc; Cyclone; 1969; V8-390
 Merc; Cyclone; 1969; V8-428
 Merc; Cyclone; 1971-1970; V8-429
 Merc; Monarch; 1976-1975; L6-200
 Merc; Montego; 1968; L6-200
 Merc; Montego; 1971-1969; L6-250
 Merc; Montego; 1971-1968; V8-302
 Merc; Montego; 1971-1969; V8-351
 Merc; Montego; 1969-1968; V8-390
 Merc; Montego; 1968; V8-427
 Merc; Montego; 1971-1970; V8-429

70642
 Ford; Custom; 1967; L6-240
 Ford; Custom; 1967; V8-289

SYSTEM
PUMP &
GEAR
IDENT.

SYSTEM &
COM-
PONENT
IDENT.

PASS.
CARS

LIGHT
TRUCKS

MEDIUM/
HEAVY
TRUCKS

BUSES

HOSE
NUMER-
ICAL

REPAIR
KITS

KIT
NUMER-
ICAL

ILLUST-
RATIONS

Numerical Listing - Power Steering Hose Assemblies and End Fittings

**SYSTEM
PUMP &
GEAR
IDENT.**

70642 - Continued

Ford; Custom; 1967; V8-390
Ford; Custom; 1967; V8-427
Ford; Custom; 1967; V8-428
Ford; Galaxie; 1967; L6-240
Ford; Galaxie; 1967; V8-289
Ford; Galaxie; 1967; V8-390
Ford; Galaxie; 1967; V8-427
Ford; Galaxie; 1967; V8-428
Ford; Ltd; 1967; V8-289
Ford; Ltd; 1967; V8-390
Ford; Ltd; 1967; V8-427
Ford; Ltd; 1967; V8-428

**SYSTEM &
COM-
PONENT
IDENT.**

Merc; Marquis; 1967; V8-410
Merc; Marquis; 1967; V8-427
Merc; Marquis; 1967; V8-428
Merc; Montclair; 1967; V8-390
Merc; Montclair; 1967; V8-410
Merc; Montclair; 1967; V8-427
Merc; Montclair; 1967; V8-428
Merc; Monterey; 1967; V8-390
Merc; Monterey; 1967; V8-410
Merc; Monterey; 1967; V8-427
Merc; Monterey; 1967; V8-428
Merc; Park Lane; 1967; V8-410
Merc; Park Lane; 1967; V8-427
Merc; Park Lane; 1967; V8-428

**PASS.
CARS**

**LIGHT
TRUCKS**

70643

Ford; Bronco; 1972; L6-170
Ford; Bronco; 1974-1973; L6-200

70646

Ford; Thunderbird; 1968-1965; V8-390
Ford; Thunderbird; 1965; V8-427
Ford; Thunderbird; 1967-1966; V8-428
Ford; Thunderbird; 1969-1968; V8-429
Linc; Continental; 1969-1966; V8-460
Linc; Mark III; 1969-1968; V8-460

**MEDIUM/
HEAVY
TRUCKS**

70648

Ford; Custom; 1967; L6-240
Ford; Custom; 1967; V8-289
Ford; Custom; 1969; V8-302
Ford; Custom; 1966-1965; V8-352
Ford; Custom; 1969-1965; V8-390
Ford; Custom; 1967; V8-427
Ford; Custom; 1969; V8-429
Ford; Galaxie; 1967; L6-240
Ford; Galaxie; 1967; V8-289
Ford; Galaxie; 1969; V8-302
Ford; Galaxie; 1966-1965; V8-352
Ford; Galaxie; 1969-1965; V8-390
Ford; Galaxie; 1967; V8-427
Ford; Galaxie; 1969-1967; V8-428
Ford; Galaxie; 1969; V8-429
Ford; Ltd; 1967; V8-289
Ford; Ltd; 1969; V8-302
Ford; Ltd; 1969-1967; V8-390
Ford; Ltd; 1967; V8-427
Ford; Ltd; 1969-1967; V8-428
Ford; Ltd; 1969; V8-429

BUSES

**HOSE
NUMER-
ICAL**

**REPAIR
KITS**

**KIT
NUMER-
ICAL**

**ILLUST-
RATIONS**

Merc; Marauder; 1969; V8-390
Merc; Marauder; 1969; V8-429
Merc; Marquis; 1969-1967; V8-390
Merc; Marquis; 1967; V8-427
Merc; Marquis; 1969-1967; V8-428
Merc; Marquis; 1969-1968; V8-429
Merc; Montclair; 1968-1965; V8-428
Merc; Montclair; 1967; V8-410
Merc; Montclair; 1965; V8-427
Merc; Montclair; 1967-1966; V8-428
Merc; Monterey; 1969-1965; V8-390
Merc; Monterey; 1967; V8-410
Merc; Monterey; 1965; V8-427
Merc; Monterey; 1969-1966; V8-428
Merc; Monterey; 1969-1968; V8-429
Merc; Park Lane; 1966-1965; V8-390
Merc; Park Lane; 1967; V8-410
Merc; Park Lane; 1965; V8-427

70648 - Continued

Merc; Park Lane; 1968-1966; V8-428

70652

Ford; Fairlane; 1969-1967; L6-200
Ford; Fairlane; 1970-1969; L6-250
Ford; Falcon; 1969-1967; L6-170
Ford; Falcon; 1970-1967; L6-200
Ford; Falcon; 1970; L6-250
Ford; Maverick; 1974-1970; L6-250
Ford; Mustang; 1970-1967; L6-200
Ford; Mustang; 1970-1967; L6-250
Ford; Rancho; 1971-1968; L6-250
Ford; Torino; 1971-1969; L6-250
Merc; Comet; 1968-1967; L6-200
Merc; Comet; 1974-1971; L6-250
Merc; Comet; 1969-1968; L6-250
Merc; Montego; 1971-1969; L6-250

70653

Ford; Fairlane; 1968; V8-289
Ford; Falcon; 1968; V8-289
Ford; Granada; 1975; L6-200
Ford; Granada; 1975; L6-250
Ford; Granada; 1975; V8-302
Ford; Granada; 1975; V8-351
Ford; Mustang; 1968; V8-289
Ford; Rancho; 1968; V8-289
Ford; Torino; 1968; V8-289
Ford; Torino; 1968; V8-302
Merc; Comet; 1967-1968; V8-289
Merc; Montego; 1968; V8-302

70656

Ford; Fairlane; 1970-1967; V8-302
Ford; Fairlane; 1967; V8-427
Ford; Fairlane; 1969-1970; V8-428
Ford; Falcon; 1970; V8-429
Ford; Maverick; 1975-1969; V8-302
Ford; Mustang; 1969-1968; V8-390
Ford; Mustang; 1970-1968; V8-428
Ford; Mustang; 1970-1969; V8-429
Ford; Rancho; 1971-1969; V8-302
Ford; Rancho; 1971-1969; V8-351
Ford; Rancho; 1969-1968; V8-428
Ford; Rancho; 1971-1969; V8-429
Ford; Torino; 1971-1969; V8-351
Ford; Torino; 1969-1968; V8-390
Ford; Torino; 1971-1970; V8-429
Merc; Comet; 1976-1971; V8-302
Merc; Comet; 1969; V8-302
Merc; Comet; 1969; V8-351
Merc; Comet; 1969-1966; V8-390
Merc; Comet; 1968; V8-427
Merc; Comet; 1968; V8-428
Merc; Cougar; 1970-1969; V8-302
Merc; Cougar; 1969-1968; V8-390
Merc; Cougar; 1970-1968; V8-428
Merc; Cougar; 1970-1971; V8-429
Merc; Cyclone; 1969; V8-302
Merc; Cyclone; 1971-1969; V8-351
Merc; Cyclone; 1969; V8-390
Merc; Cyclone; 1969; V8-428
Merc; Cyclone; 1971-1969; V8-429
Merc; Montego; 1971-1969; V8-351
Merc; Montego; 1969-1968; V8-390
Merc; Montego; 1968; V8-427
Merc; Montego; 1971-1970; V8-429

70660

Ford; Country Sedan; 1971; V8-302
Ford; Country Sedan; 1971; V8-351
Ford; Country Sedan; 1971; V8-390
Ford; Country Sedan; 1971; V8-400
Ford; Country Sedan; 1971; V8-429
Ford; Country Squire; 1971; V8-302
Ford; Country Squire; 1971; V8-351
Ford; Country Squire; 1971; V8-390
Ford; Country Squire; 1971; V8-400

70660 - Continued

Ford; Country Squire; 1971; V8-429
Ford; Custom; 1971; V8-302
Ford; Custom; 1971; V8-429
Ford; Custom 500; 1971; V8-351
Ford; Custom 500; 1971; V8-390
Ford; Custom 500; 1971; V8-400
Ford; Custom 500; 1971-1970; V8-429
Ford; Galaxie; 1970; V8-351
Ford; Galaxie; 1970; V8-390
Ford; Galaxie; 1970-1971; V8-429
Ford; Galaxie 500; 1971; V8-351
Ford; Galaxie 500; 1971; V8-390
Ford; Galaxie 500; 1971; V8-400
Ford; Galaxie 500; 1971; V8-429
Ford; Ltd; 1971; V8-302
Ford; Ltd; 1971; V8-429
Ford; Ranch Wagon; 1971; V8-351
Ford; Ranch Wagon; 1971; V8-390
Ford; Ranch Wagon; 1971; V8-400
Ford; Ranch Wagon; 1971; V8-429
Ford; Thunderbird; 1971-1970; V8-429
Linc; Continental; 1971-1970; V8-460
Merc; Colony Park; 1971; V8-400
Merc; Colony Park; 1971-1970; V8-429
Merc; Marauder; 1970; V8-429
Merc; Marquis; 1970-1971; V8-390
Merc; Marquis; 1971; V8-429
Merc; Monterey; 1971-1970; V8-429

70669

Ford; Mustang; 1973-1971; V8-302
Merc; Cougar; 1973-1971; V8-351

70670

Ford; Mustang; 1972; L6-250
Ford; Mustang; 1972-1971; V8-302
Merc; Cougar; 1972-1971; V8-351

70674

Ford; Elite; 1976-1973; V8-351
Ford; Gran Torino; 1976-1973; V8-351
Ford; Ltd II; 1977; V8-302
Ford; Ltd II; 1977; V8-351
Ford; Ltd II; 1977; V8-400
Ford; Rancho; 1977; V8-302
Ford; Rancho; 1974-1973; V8-302
Ford; Rancho; 1977-1973; V8-351
Ford; Rancho; 1977; V8-400
Ford; Rancho; 1974-1973; V8-400
Ford; Thunderbird; 1977; V8-302
Ford; Thunderbird; 1977; V8-351
Ford; Thunderbird; 1977; V8-400
Ford; Torino; 1974-1973; V8-302
Ford; Torino; 1976-1973; V8-351
Merc; Cougar; 1977; V8-302
Merc; Cougar; 1977-1974; V8-351
Merc; Cougar; 1977; V8-400
Merc; Montego; 1974-1972; V8-302
Merc; Montego; 1976-1972; V8-351
Merc; Montego; 1974-1972; V8-400
Merc; Montego; 1972; V8-429

70677

Ford; Country Sedan; 1974; V8-460
Ford; Country Squire; 1974; V8-460
Ford; Custom 500; 1976-1974; V8-460
Ford; Custom 500; 1978; V8-460 (Canada)
Ford; Galaxie 500; 1974; V8-460
Ford; Ltd; 1978-1974; V8-460
Ford; Ranch Wagon; 1974-1973; V8-460
Merc; Colony Park; 1974; V8-400
Merc; Grand Marquis; 1978-1973; V8-460
Merc; Marquis; 1973; V8-429
Merc; Marquis; 1978-1973; V8-460
Merc; Monterey; 1973-1974; V8-351

70678

Ford; Maverick; 1974-1971; V8-302

Numerical Listing - Power Steering Hose Assemblies and End Fittings

70678 - Continued

Merc; Comet; 1974-1971; V8-302

70679

Ford; Fairlane; 1970; V8-302
 Ford; Falcon; 1970; V8-429
 Ford; Granada; 1975; L6-200
 Ford; Granada; 1975-1971; L6-250
 Ford; Rancho; 1971-1969; V8-302
 Ford; Rancho; 1971-1969; V8-351
 Ford; Rancho; 1971-1969; V8-429
 Ford; Torino; 1971-1969; V8-351
 Ford; Torino; 1971-1970; V8-429
 Merc; Comet; 1976-1971; V8-302
 Merc; Comet; 1969; V8-302
 Merc; Comet; 1969; V8-351
 Merc; Cyclone; 1971; V8-302
 Merc; Cyclone; 1969; V8-302
 Merc; Cyclone; 1971-1969; V8-351
 Merc; Cyclone; 1971-1970; V8-429
 Merc; Monarch; 1975; L6-200
 Merc; Monarch; 1975; L6-250
 Merc; Montego; 1971-1969; V8-302
 Merc; Montego; 1971-1969; V8-351
 Merc; Montego; 1971-1970; V8-429

70680

Ford; Mustang; 1973; L6-250
 Ford; Mustang II; 1977-1974; L4-140
 Ford; Mustang II; 1977-1974; V6-171
 Ford; Mustang II; 1977-1975; V8-302
 Ford; Pinto; 1977-1975; L4-140
 Ford; Pinto; 1977-1975; V6-171
 Merc; Bobcat; 1977-1975; L4-140
 Merc; Bobcat; 1977-1975; V6-171

70682

Ford; Granada; 1975; V8-302
 Merc; Comet; 1976-1975; V8-302
 Merc; Monarch; 1975; V8-302

70687

Ford; Mustang; 1969-1967; V8-390
 Ford; Mustang; 1970-1969; V8-428
 Merc; Cougar; 1969-1968; V8-390
 Merc; Cougar; 1970-1968; V8-428

70688

Ford; Mustang; 1970; V8-302
 Ford; Mustang; 1970; V8-351
 Merc; Cougar; 1970; V8-302
 Merc; Cougar; 1970; V8-351

70689

Ford; Mustang; 1970-1969; V8-302
 Ford; Mustang; 1969-1967; V8-390
 Ford; Mustang; 1970-1968; V8-428
 Ford; Mustang; 1970-1969; V8-429
 Merc; Cougar; 1970-1969; V8-302
 Merc; Cougar; 1969-1968; V8-390
 Merc; Cougar; 1970-1968; V8-428

70691

Ford; Mustang; 1969; V8-302
 Ford; Mustang; 1969-1970; V8-351
 Merc; Cougar; 1969; V8-351

70692

Ford; Fairlane; 1970; V8-302
 Ford; Fairlane; 1970; V8-351
 Merc; Cyclone; 1971; V8-302
 Merc; Cyclone; 1971-1970; V8-351

70696

Ford; Custom 500; 1977-1976; V8-351

70696 - Continued

Ford; Custom 500; 1976; V8-460
 Ford; Ltd; 1976; V8-351
 Ford; Ltd; 1976; V8-400
 Ford; Ltd; 1976; V8-460
 Ford; Thunderbird; 1976-1975; V8-460
 Linc; Continental; 1976-1974; V8-460
 Linc; Mark IV; 1976-1975; V8-460
 Merc; Grand Marquis; 1976-1975; V8-400

70697

Ford; Thunderbird; 1976-1975; V8-460
 Linc; Continental; 1979-1975; V8-400
 Linc; Mark V; 1979-1977; V8-400

70704

Ford; Elite; 1976-1972; V8-351
 Ford; Gran Torino; 1976-1972; V8-351
 Ford; Gran Torino; 1976-1972; V8-400
 Ford; Gran Torino; 1976-1973; V8-460
 Ford; Ltd II; 1977; V8-302
 Ford; Ltd II; 1977; V8-351
 Ford; Ltd II; 1977; V8-400
 Ford; Rancho; 1977; V8-302
 Ford; Rancho; 1974-1972; V8-302
 Ford; Rancho; 1977-1972; V8-351
 Ford; Rancho; 1977-1972; V8-400
 Ford; Rancho; 1976-1974; V8-460
 Ford; Thunderbird; 1977; V8-302
 Ford; Thunderbird; 1977; V8-351
 Ford; Thunderbird; 1977; V8-400
 Ford; Torino; 1974-1972; V8-302
 Ford; Torino; 1976-1972; V8-351
 Ford; Torino; 1976-1972; V8-400
 Ford; Torino; 1976-1973; V8-460
 Merc; Cougar; 1977; V8-302
 Merc; Cougar; 1977-1974; V8-351
 Merc; Cougar; 1977-1974; V8-400
 Merc; Cougar; 1976-1974; V8-460
 Merc; Montego; 1974-1973; V8-302
 Merc; Montego; 1976-1973; V8-351
 Merc; Montego; 1976-1973; V8-400
 Merc; Montego; 1973; V8-429
 Merc; Montego; 1976-1973; V8-460

70710

Ford; Maverick; 1977-1976; V8-302
 Merc; Comet; 1977-1976; V8-302

70721

Ford; Granada; 1975; L6-200
 Ford; Granada; 1975; L6-250
 Ford; Granada; 1977-1975; V8-302
 Ford; Granada; 1977-1975; V8-351
 Linc; Versailles; 1977; V8-302
 Linc; Versailles; 1977; V8-351
 Merc; Monarch; 1977-1975; L6-200
 Merc; Monarch; 1977-1975; V8-351

70722

Ford; Custom 500; 1977-1976; V8-351
 Ford; Custom 500; 1978; V8-400 (Canada)
 Ford; Custom 500; 1978-1976; V8-460 (Canada)
 Ford; Ltd; 1978; V8-400
 Ford; Ltd; 1976; V8-400
 Ford; Ltd; 1978-1977; V8-460
 Linc; Continental; 1977; V8-400
 Linc; Mark V; 1977; V8-400
 Merc; Grand Marquis; 1978; V8-400
 Merc; Grand Marquis; 1976; V8-400
 Merc; Grand Marquis; 1978; V8-460
 Merc; Marquis; 1976; V8-400
 Merc; Marquis; 1978-1977; V8-460

70723

Ford; Granada; 1977-1976; L6-200
 Ford; Granada; 1978-1976; L6-250
 Ford; Granada; 1978-1976; V8-302

70723 - Continued

Linc; Versailles; 1979-1977; V8-302
 Linc; Versailles; 1980; V8-5.0
 Linc; Versailles; 1977; V8-351
 Merc; Monarch; 1977-1976; L6-200
 Merc; Monarch; 1978-1976; L6-250
 Merc; Monarch; 1978-1976; V8-302

70724

Ford; Granada; 1977; L6-200
 Ford; Granada; 1977; V8-351
 Linc; Versailles; 1979-1977; V8-302
 Linc; Versailles; 1980; V8-5.0
 Linc; Versailles; 1977; V8-351
 Merc; Monarch; 1977; L6-200
 Merc; Monarch; 1977; V8-351

70726

Ford; Granada; 1976-1975; L6-200
 Merc; Monarch; 1976; L6-200
 Merc; Monarch; 1976; V8-351

70737

Ford; Granada; 1980-1975; V8-4.2
 Ford; Granada; 1980; V8-5.0
 Ford; Granada; 1977-1975; V8-351
 Ford; Maverick; 1977-1976; V8-302
 Linc; Versailles; 1979-1977; V8-302
 Linc; Versailles; 1980; V8-5.0
 Linc; Versailles; 1977; V8-351
 Merc; Comet; 1977-1976; V8-302
 Merc; Monarch; 1980-1975; V8-4.2
 Merc; Monarch; 1980; V8-5.0
 Merc; Monarch; 1977-1975; V8-351

70852

AmerMtrs; Ambassador; 1966; V8-287
 AmerMtrs; Ambassador; 1966; V8-327
 AmerMtrs; American; 1966; V8-290
 AmerMtrs; Marlin; 1966; V8-287
 AmerMtrs; Marlin; 1966; V8-327
 AmerMtrs; Rambler Classic; 1966; V8-287
 AmerMtrs; Rambler Classic; 1966; V8-290
 AmerMtrs; Rambler Classic; 1966; V8-327
 Checker; Marathon; 1977-1971; L6-250
 Jeep; J Pickup; 1971; V8-304
 Jeep; J Pickup; 1971; V8-360
 Jeep; Wagoneer; 1971; V8-304
 Jeep; Wagoneer; 1971; V8-360
 Rambler; Ambassador; 1965; V8-287
 Rambler; Ambassador; 1965; V8-327
 Rambler; Marlin; 1965; V8-327
 Rambler; Rambler Classic; 1965; V8-287

70855

AmerMtrs; Ambassador; 1970-1968; L6-232
 AmerMtrs; Ambassador; 1971; L6-258
 AmerMtrs; American; 1968; L6-199
 AmerMtrs; American; 1968; L6-232
 AmerMtrs; Gremlin; 1970; L6-199
 AmerMtrs; Gremlin; 1974-1970; L6-232
 AmerMtrs; Gremlin; 1974-1970; L6-258
 AmerMtrs; Hornet; 1974-1970; L6-232
 AmerMtrs; Hornet; 1974-1971; L6-258
 AmerMtrs; Javelin; 1974-1968; L6-232
 AmerMtrs; Javelin; 1974-1971; L6-258
 AmerMtrs; Matador; 1974-1971; L6-232
 AmerMtrs; Matador; 1974-1971; L6-258
 AmerMtrs; Rambler; 1969; L6-199
 AmerMtrs; Rambler; 1969-1968; L6-232

70859

AmerMtrs; Ambassador; 1974-1972; V8-304
 AmerMtrs; Ambassador; 1974-1972; V8-360
 AmerMtrs; Ambassador; 1974-1972; V8-401
 AmerMtrs; AMX; 1978; V8-304
 AmerMtrs; AMX; 1974-1972; V8-304
 AmerMtrs; AMX; 1974-1972; V8-360

**SYSTEM
PUMP &
GEAR
IDENT.**

**SYSTEM &
COM-
PONENT
IDENT.**

**PASS.
CARS**

**LIGHT
TRUCKS**

**MEDIUM/
HEAVY
TRUCKS**

BUSES

**HOSE
NUMER-
ICAL**

**REPAIR
KITS**

**KIT
NUMER-
ICAL**

**ILLUS-
TRATIONS**

Numerical Listing - Power Steering Hose Assemblies and End Fittings

**SYSTEM
PUMP &
GEAR
IDENT.**

70859 - Continued

AmerMtrs; AMX; 1974-1972; V8-401
AmerMtrs; Concord; 1979-1978; L4-121
AmerMtrs; Gremlin; 1976-1972; V8-304
AmerMtrs; Hornet; 1977-1972; V8-304
AmerMtrs; Javelin; 1974-1972; V8-360
AmerMtrs; Javelin; 1974-1972; V8-401
AmerMtrs; Matador; 1974-1972; V8-304
AmerMtrs; Matador; 1974-1972; V8-360
AmerMtrs; Matador; 1974-1972; V8-401
AmerMtrs; Spirit; 1979; L4-121
Olds; Toronado; 1978-1977; V8-403

70864

AmerMtrs; Pacer; 1978-1975; L6-232
AmerMtrs; Pacer; 1979-1975; L6-258
Intrnatl; MHC1310; 1974; V8-304

70910

Chev; Blazer; 1979-1973; L6-250
Chev; C&K Pickup; 1979-1973; L6-250
Chev; C&K Pickup; 1979-1973; L6-292
Chev; P Van; 1979-1973; L6-292
Chev; Suburban; 1980-1973; L6-4.1
Chev; Suburban; 1979-1973; L6-292
GMC; C&K Pickup; 1979-1973; L6-250
GMC; C&K Pickup; 1979-1973; L6-292
GMC; Jimmy; 1979-1973; L6-250
GMC; P Van; 1979-1973; L6-292
GMC; Suburban; 1979-1973; L6-292
Chev; P30; 1979-1978; GM L6-292
GMC; P3500; 1979-1973; L6-292

70911

Chev; Blazer; 1979-1977; V8-305
Chev; Blazer; 1973; V8-307
Chev; Blazer; 1979-1973; V8-350
Chev; Blazer; 1979-1975; V8-400
Chev; C&K Pickup; 1978-1977; V8-305
Chev; C&K Pickup; 1973; V8-307
Chev; C&K Pickup; 1978-1973; V8-350
Chev; C&K Pickup; 1978; V8-350 Dsl
Chev; C&K Pickup; 1978-1973; V8-400
Chev; P Van; 1973; V8-307
Chev; P Van; 1979-1973; V8-350
Chev; P Van; 1979; V8-454
Chev; P Van; 1977-1973; V8-454
Chev; Suburban; 1973; V8-307
Chev; Suburban; 1978-1973; V8-350
Chev; Suburban; 1978; V8-350 Dsl
Chev; Suburban; 1978-1973; V8-400
GMC; C&K Pickup; 1978-1977; V8-305
GMC; C&K Pickup; 1973; V8-307
GMC; C&K Pickup; 1978-1973; V8-350
GMC; C&K Pickup; 1978; V8-350 Dsl
GMC; C&K Pickup; 1978-1973; V8-400
GMC; Jimmy; 1979-1977; V8-305
GMC; Jimmy; 1973; V8-307
GMC; Jimmy; 1979-1973; V8-350
GMC; Jimmy; 1979-1975; V8-400
GMC; P Van; 1973; V8-307
GMC; P Van; 1979-1973; V8-350
GMC; P Van; 1979; V8-454
GMC; P Van; 1977-1973; V8-454
GMC; P Van; 1976-1975; V8-455
GMC; P Van; 1973; V8-455
GMC; Suburban; 1973; V8-307
GMC; Suburban; 1978-1973; V8-350
GMC; Suburban; 1978-1973; V8-400
Chev; P30; 1979-1977; GM V8-350
GMC; P3500; 1979-1977; V8-350

70912

Chev; G Van; 1977-1971; L6-250
Chev; G Van; 1977-1974; L6-292
Chev; G Van; 1972-1971; V8-307
Chev; P Van; 1979-1972; V8-350
GMC; G Van; 1977-1971; L6-250
GMC; G Van; 1977-1974; L6-292
GMC; G Van; 1972-1971; V8-307

70912 - Continued

GMC; P Van; 1979-1972; V8-350
Chev; P30; 1979-1978; GM V8-350
GMC; P3500; 1979-1978; V8-350

70917

Chev; Blazer; 1972-1969; L6-250
Chev; Blazer; 1972-1969; V8-307
Chev; Blazer; 1972-1969; V8-350
Chev; C&K Pickup; 1972-1968; L6-250
Chev; C&K Pickup; 1972-1968; L6-292
Chev; C&K Pickup; 1972-1968; V8-307
Chev; C&K Pickup; 1968; V8-327
Chev; C&K Pickup; 1972-1968; V8-350
Chev; C&K Pickup; 1970; V8-400
Chev; C&K Pickup; 1972-1970; V8-402
Chev; P Van; 1972-1970; V8-350
Chev; P Van; 1972-1968; V8-402
Chev; Suburban; 1972-1968; L6-292
Chev; Suburban; 1972-1968; V8-307
Chev; Suburban; 1968; V8-327
Chev; Suburban; 1972-1968; V8-350
Chev; Suburban; 1970; V8-400
Chev; Suburban; 1972-1971; V8-402
GMC; C&K Pickup; 1972-1968; L6-250
GMC; C&K Pickup; 1972-1968; L6-292
GMC; C&K Pickup; 1972-1968; V8-307
GMC; C&K Pickup; 1968; V8-327
GMC; C&K Pickup; 1972-1968; V8-350
GMC; C&K Pickup; 1972-1970; V8-402
GMC; Jimmy; 1972-1970; L6-250
GMC; Jimmy; 1972-1970; V8-307
GMC; Jimmy; 1972-1970; V8-350
GMC; P Van; 1972-1970; V8-307
GMC; P Van; 1972-1970; V8-350
GMC; P Van; 1972-1968; V8-402
GMC; Suburban; 1972-1968; L6-292
GMC; Suburban; 1972-1968; V8-307
GMC; Suburban; 1968; V8-327
GMC; Suburban; 1972-1968; V8-350
GMC; Suburban; 1972-1971; V8-402

70920

Chev; G Van; 1975-1973; L6-250
Chev; G Van; 1975-1973; L6-292
Chev; G Van; 1975-1973; V8-350
Chev; G Van; 1975; V8-400
GMC; G Van; 1975-1973; L6-250
GMC; G Van; 1975-1973; L6-292
GMC; G Van; 1975-1973; V8-350
GMC; G Van; 1975; V8-400

70921

Chev; G Van; 1975-1973; L6-250
Chev; G Van; 1975-1973; L6-292
Chev; G Van; 1975-1973; V8-350
Chev; G Van; 1975; V8-400
GMC; G Van; 1975-1973; L6-250
GMC; G Van; 1975-1973; L6-292
GMC; G Van; 1975-1973; V8-350
GMC; G Van; 1975; V8-400

70924

Chev; Blazer; 1979-1973; L6-250
Chev; Blazer; 1973; V8-307
Chev; Blazer; 1979-1973; V8-350
Chev; C&K Pickup; 1979-1973; L6-250
Chev; C&K Pickup; 1979-1973; L6-292
Chev; C&K Pickup; 1973; V8-307
Chev; C&K Pickup; 1979-1973; V8-350
Chev; C&K Pickup; 1979-1973; V8-350 Dsl
Chev; Suburban; 1980-1973; L6-4.1
Chev; Suburban; 1979-1973; L6-292
Chev; Suburban; 1980-1977; V8-5.0
Chev; Suburban; 1979-1973; V8-350
Chev; Suburban; 1978-1975; V8-350 Dsl
Chev; Suburban; 1979-1973; V8-454
GMC; C&K Pickup; 1979-1973; L6-250
GMC; C&K Pickup; 1979-1973; L6-292
GMC; C&K Pickup; 1973; V8-307

70924 - Continued

GMC; C&K Pickup; 1979-1973; V8-350
GMC; C&K Pickup; 1979-1973; V8-350 Dsl
GMC; Jimmy; 1979-1973; L6-250
GMC; Jimmy; 1973; V8-307
GMC; Jimmy; 1979-1973; V8-350
GMC; Suburban; 1979-1973; L6-250
GMC; Suburban; 1979-1973; L6-292
GMC; Suburban; 1979-1977; V8-305
GMC; Suburban; 1979-1973; V8-350
GMC; Suburban; 1979-1975; V8-400
GMC; Suburban; 1979-1973; V8-454

70930

Dodge; D & W Pickup; 1979-1977; L6-225
Dodge; D & W Pickup; 1979-1977; L6-243 Dsl
Dodge; D & W Pickup; 1973; V8-318
Dodge; D & W Pickup; 1979-1977; V8-360
Dodge; D & W Pickup; 1973; V8-360
Dodge; D & W Pickup; 1978-1972; V8-400
Dodge; D & W Pickup; 1978-1973; V8-440
Dodge; Ramcharger; 1979-1974; L6-225
Dodge; Ramcharger; 1979-1974; V8-318
Dodge; Ramcharger; 1979-1974; V8-360
Dodge; Ramcharger; 1978-1974; V8-440
Ply; Trailduster; 1979-1977; L6-225
Ply; Trailduster; 1979-1977; V8-318
Ply; Trailduster; 1979-1976; V8-360
Ply; Trailduster; 1974; V8-400
Ply; Trailduster; 1978-1974; V8-440

70932

Dodge; D & W Pickup; 1976-1972; L6-225
Dodge; D & W Pickup; 1976-1974; V8-318
Dodge; D & W Pickup; 1972; V8-318
Dodge; D & W Pickup; 1976-1974; V8-360
Dodge; D & W Pickup; 1972; V8-360
Ply; Trailduster; 1976-1974; L6-225
Ply; Trailduster; 1976-1974; V8-318
Ply; Trailduster; 1976-1974; V8-360

70933

Chev; P Van; 1979-1973; V8-454
Dodge; D & W Pickup; 1977-1972; V8-318
Dodge; D & W Pickup; 1977-1972; V8-360
Dodge; D & W Pickup; 1977-1972; V8-400
Dodge; D & W Pickup; 1977-1973; V8-440
Dodge; Ramcharger; 1977; V8-318
Dodge; Ramcharger; 1977; V8-360
Dodge; Ramcharger; 1977; V8-400
Dodge; Ramcharger; 1977; V8-440
GMC; P Van; 1979-1973; V8-454
Ply; Trailduster; 1977-1974; V8-318
Ply; Trailduster; 1977-1974; V8-360
Ply; Trailduster; 1977-1976; V8-400
Ply; Trailduster; 1974; V8-400
Ply; Trailduster; 1977-1974; V8-440
Chev; P30; 1979-1978; GM V8-454
GMC; P3500; 1979-1978; V8-454

70934

Dodge; B Van; 1976-1972; L6-225
Dodge; B Van; 1976-1972; V8-318
Dodge; B Van; 1976-1972; V8-360
Dodge; B Van; 1976; V8-400
Dodge; B Van; 1976-1972; V8-440
Dodge; CB Van; 1976-1972; V8-318
Dodge; CB Van; 1976-1972; V8-360
Dodge; CB Van; 1976; V8-400
Dodge; CB Van; 1976-1974; V8-440
Dodge; MB Van; 1976; V8-400
Dodge; MB Van; 1976-1974; V8-440
Ply; B Van; 1976-1974; L6-225
Ply; B Van; 1976-1974; V8-318
Ply; B Van; 1976-1974; V8-360

**SYSTEM &
COM-
PONENT
IDENT.**

**PASS.
CARS**

**LIGHT
TRUCKS**

**MEDIUM/
HEAVY
TRUCKS**

BUSES

**HOSE
NUMER-
ICAL**

**REPAIR
KITS**

**KIT
NUMER-
ICAL**

**ILLUST-
RATIONS**

Numerical Listing - Power Steering Hose Assemblies and End Fittings

<p>70935</p> <p>Dodge; D & W Pickup; 1977-1972; V8-318 Dodge; D & W Pickup; 1977-1972; V8-360 Dodge; Ramcharger; 1977; V8-318 Dodge; Ramcharger; 1977; V8-360 Ply; Trailduster; 1977-1974; V8-318 Ply; Trailduster; 1977-1974; V8-360</p>	<p>70973</p> <p>Intnatl; Scout II; 1979-1972; V8-304 Intnatl; Scout II; 1979-1972; V8-345</p>	<p>71003</p> <p>Olds; Custom Cruiser; 1979-1978; V8-350 Olds; Cutlass Cruiser; 1978; V6-231 Olds; Cutlass Cruiser; 1978; V8-260 Olds; Cutlass Cruiser; 1978; V8-305 Olds; Cutlass Cruiser; 1978-1979; V8-350 Olds; Delta 88; 1979-1978; V8-350 Olds; Toronado; 1978; V8-403</p>	<p>SYSTEM PUMP & GEAR IDENT.</p>
<p>70940</p> <p>Dodge; B Van; 1978; L6-225 Dodge; B Van; 1978; V8-440 Dodge; CB Van; 1978; L6-225 Dodge; MB Van; 1978; V8-440 Ply; B Van; 1978; L6-225 Ply; B Van; 1978; V8-440</p>	<p>70979</p> <p>Dodge; D & W Pickup; 1979-1978; L6-225 Dodge; D & W Pickup; 1973-1972; L6-225 Dodge; D & W Pickup; 1979-1978; L6-243 Dsl Dodge; D & W Pickup; 1978-1972; V8-400 Dodge; D & W Pickup; 1978-1973; V8-440 Dodge; Ramcharger; 1979-1978; L6-225 Dodge; Ramcharger; 1976-1974; L6-225 Dodge; Ramcharger; 1979-1978; V8-318 Dodge; Ramcharger; 1976-1974; V8-318 Dodge; Ramcharger; 1979-1978; V8-360 Dodge; Ramcharger; 1976-1974; V8-360 Dodge; Ramcharger; 1978-1976; V8-400 Dodge; Ramcharger; 1974; V8-400 Dodge; Ramcharger; 1978-1974; V8-440 Ply; Trailduster; 1979-1974; L6-225 Ply; Trailduster; 1979-1974; V8-318 Ply; Trailduster; 1979-1974; V8-360 Ply; Trailduster; 1978-1976; V8-400 Ply; Trailduster; 1974; V8-400 Ply; Trailduster; 1978-1974; V8-440</p>	<p>71007</p> <p>Ford; Fairmont; 1981-1978; L4-2.3 Ford; Fairmont; 1981-1978; L6-3.3 Ford; Fairmont; 1982-1978; V8-4.2 Ford; Mustang; 1981; L4-2.3 Ford; Mustang; 1981; L6-3.3 Ford; Mustang; 1981; V8-4.2 Merc; Capri; 1982; L4-2.3 Merc; Cougar; 1982-1981; L4-2.3 Merc; Cougar; 1981; L6-3.3 Merc; Cougar; 1981; V8-4.2 Merc; Zephyr; 1981-1978; L4-2.3 Merc; Zephyr; 1981-1978; L6-3.3 Merc; Zephyr; 1982-1978; V8-4.2</p>	<p>SYSTEM & COMPONENT IDENT.</p>
<p>70952</p> <p>Ford; F Pickup; 1971-1965; L6-240 Ford; F Pickup; 1971-1965; L6-300 Ford; F Pickup; 1972-1969; V8-302</p>	<p>70986</p> <p>Ford; Bronco; 1972; L6-170 Ford; Bronco; 1974-1973; L6-200 Ford; Bronco; 1977-1972; V8-302</p>	<p>71008</p> <p>Ford; Mustang II; 1978-1977; V6-171</p>	<p>PASS. CARS</p>
<p>70956</p> <p>Ford; F Pickup; 1977-1973; V8-302 Ford; F Pickup; 1967; V8-352 Ford; F Pickup; 1976-1968; V8-360 Ford; F Pickup; 1976-1968; V8-390</p>	<p>70987</p> <p>Ford; F Pickup; 1975-1973; L6-240 Ford; F Pickup; 1975-1973; L6-300 Ford; F Pickup; 1975-1973; V8-302 Ford; F Pickup; 1975-1973; V8-360 Ford; F Pickup; 1975-1973; V8-390 Ford; F Pickup; 1975-1973; V8-460</p>	<p>71009</p> <p>Ford; Custom 500; 1979-1978; V8-302 (Canada) Ford; Custom 500; 1978; V8-400 (Canada) Ford; Ltd; 1978; V8-302 Ford; Ltd; 1978; V8-351 Ford; Ltd; 1978; V8-400 Ford; Ltd II; 1978; V8-400 Ford; Ranchero; 1978; V8-400 Ford; Thunderbird; 1978; V8-400 Merc; Cougar; 1979-1978; V8-302 Merc; Cougar; 1978; V8-400 Merc; Grand Marquis; 1978; V8-351 Merc; Grand Marquis; 1978; V8-400 Merc; Marquis; 1978; V8-351 Merc; Marquis; 1978; V8-400</p>	<p>LIGHT TRUCKS</p>
<p>70958</p> <p>Ford; F Pickup; 1972-1970; L6-240 Ford; F Pickup; 1972-1970; L6-300 Ford; F Pickup; 1967; V8-352 Ford; F Pickup; 1972-1968; V8-360 Ford; F Pickup; 1972-1968; V8-390</p>	<p>70991</p> <p>Ford; F Pickup; 1975-1973; L6-240 Ford; F Pickup; 1975-1973; L6-300 Ford; F Pickup; 1975-1973; V8-302 Ford; F Pickup; 1975-1973; V8-360 Ford; F Pickup; 1975-1973; V8-390 Ford; F Pickup; 1975-1973; V8-460</p>	<p>71010</p> <p>Ford; Custom 500; 1978-1976; V8-302 (Canada) Ford; Custom 500; 1978-1976; V8-351 (Canada) Ford; Custom 500; 1978; V8-400 (Canada) Ford; Custom 500; 1976; V8-460 Ford; Custom 500; 1978; V8-460 (Canada) Ford; Ltd; 1978-1976; V8-302 Ford; Ltd; 1978-1976; V8-400 Ford; Ltd; 1978-1976; V8-460 Merc; Grand Marquis; 1978; V8-351 Merc; Grand Marquis; 1978-1976; V8-400 Merc; Grand Marquis; 1978-1976; V8-460 Merc; Marquis; 1978; V8-351 Merc; Marquis; 1978-1976; V8-400 Merc; Marquis; 1978-1976; V8-460</p>	<p>MEDIUM/HEAVY TRUCKS</p>
<p>70960</p> <p>Ford; F Pickup; 1977-1976; L6-240 Ford; F Pickup; 1976-1977; V8-390 Ford; F Pickup; 1977-1976; V8-460</p>	<p>70992</p> <p>Jeep; Cherokee; 1979-1975; L6-258 Jeep; Cherokee; 1979-1974; V8-360 Jeep; Cherokee; 1978-1974; V8-401 Jeep; J Pickup; 1979-1975; L6-258 Jeep; J Pickup; 1972; V8-304 Jeep; J Pickup; 1979-1972; V8-360 Jeep; J Pickup; 1978-1974; V8-401 Jeep; Wagoneer; 1979-1972; V8-360 Jeep; Wagoneer; 1978-1974; V8-401</p>	<p>71011</p> <p>Ford; Fairmont; 1978; L4-140 Ford; Fairmont; 1978; L6-200 Merc; Zephyr; 1978; L4-140 Merc; Zephyr; 1978; L6-200</p>	<p>BUSES</p>
<p>70962</p> <p>Ford; F Pickup; 1976-1973; V8-302 Ford; F Pickup; 1969; V8-302 Ford; F Pickup; 1976-1973; V8-360 Ford; F Pickup; 1976-1973; V8-390</p>	<p>70996</p> <p>Ford; F Pickup; 1975-1973; L6-240 Ford; F Pickup; 1975-1973; L6-300 Ford; F Pickup; 1977; V8-302 Ford; F Pickup; 1975-1973; V8-302 Ford; F Pickup; 1977; V8-351 Ford; F Pickup; 1975-1973; V8-360 Ford; F Pickup; 1975-1973; V8-390 Ford; F Pickup; 1977; V8-400 Ford; F Pickup; 1977; V8-460 Ford; F Pickup; 1975-1973; V8-460</p>	<p>71012</p> <p>Ford; Granada; 1978; L6-250 Merc; Monarch; 1978; L6-250</p>	<p>HOSE NUMERICAL</p>
<p>70963</p> <p>Ford; F Pickup; 1967; V8-352 Ford; F Pickup; 1969-1968; V8-360</p>	<p>70997</p> <p>Ford; F Pickup; 1975-1973; L6-240 Ford; F Pickup; 1975-1973; L6-300 Ford; F Pickup; 1977; V8-302 Ford; F Pickup; 1975-1973; V8-302 Ford; F Pickup; 1977; V8-351 Ford; F Pickup; 1975-1973; V8-360 Ford; F Pickup; 1975-1973; V8-390 Ford; F Pickup; 1977; V8-400 Ford; F Pickup; 1977; V8-460 Ford; F Pickup; 1975-1973; V8-460</p>	<p>71013</p> <p>Ford; Granada; 1978; L6-250 Merc; Monarch; 1978; L6-250</p>	<p>REPAIR KITS</p>
<p>70964</p> <p>Ford; E Van; 1971; L6-170 Ford; E Van; 1974-1971; L6-240 Ford; E Van; 1974-1972; L6-300 Ford; E Van; 1974-1971; V8-302</p>	<p>70998</p> <p>Ford; F Pickup; 1975-1973; L6-240 Ford; F Pickup; 1975-1973; L6-300 Ford; F Pickup; 1977; V8-302 Ford; F Pickup; 1975-1973; V8-302 Ford; F Pickup; 1977; V8-351 Ford; F Pickup; 1975-1973; V8-360 Ford; F Pickup; 1975-1973; V8-390 Ford; F Pickup; 1977; V8-400 Ford; F Pickup; 1977; V8-460 Ford; F Pickup; 1975-1973; V8-460</p>	<p>71014</p> <p>Ford; Granada; 1979-1978; V8-302 Merc; Monarch; 1979-1978; V8-302</p>	<p>KIT NUMERICAL</p>
<p>70965</p> <p>Ford; E Van; 1971; L6-170 Ford; E Van; 1974-1971; L6-240 Ford; E Van; 1974-1972; L6-300 Ford; E Van; 1974-1971; V8-302</p>	<p>70999</p> <p>Ford; F Pickup; 1975-1973; L6-240 Ford; F Pickup; 1975-1973; L6-300 Ford; F Pickup; 1975-1973; V8-302 Ford; F Pickup; 1975-1973; V8-360 Ford; F Pickup; 1975-1973; V8-390 Ford; F Pickup; 1977; V8-400 Ford; F Pickup; 1977; V8-460 Ford; F Pickup; 1975-1973; V8-460</p>	<p>71015</p> <p>Ford; Granada; 1978; V8-302 Linc; Versailles; 1980; V8-5.0</p>	<p>ILLUSTRATIONS</p>
<p>70970</p> <p>Intnatl; 200; 1975-1974; V8-304</p>	<p>70999</p> <p>Ford; F Pickup; 1975-1973; L6-240 Ford; F Pickup; 1975-1973; L6-300 Ford; F Pickup; 1975-1973; V8-302 Ford; F Pickup; 1975-1973; V8-360 Ford; F Pickup; 1975-1973; V8-390 Ford; F Pickup; 1977; V8-400 Ford; F Pickup; 1977; V8-460 Ford; F Pickup; 1975-1973; V8-460</p>	<p>71015</p> <p>Ford; Granada; 1978; V8-302 Linc; Versailles; 1980; V8-5.0</p>	<p>ILLUSTRATIONS</p>
<p>70971</p> <p>Intnatl; D Pickup; 1970-1969; V8-266 Intnatl; 100; 1974; V8-304 Intnatl; 100; 1974; V8-345 Intnatl; 100; 1974-1971; V8-392 Intnatl; 150; 1975; V8-304 Intnatl; 150; 1975; V8-345 Intnatl; 150; 1975; V8-392 Intnatl; 1010; 1973-1971; V8-345 Intnatl; 1010; 1973-1972; V8-392</p>	<p>70999</p> <p>Ford; F Pickup; 1975-1973; L6-240 Ford; F Pickup; 1975-1973; L6-300 Ford; F Pickup; 1975-1973; V8-302 Ford; F Pickup; 1975-1973; V8-360 Ford; F Pickup; 1975-1973; V8-390 Ford; F Pickup; 1977; V8-400 Ford; F Pickup; 1977; V8-460 Ford; F Pickup; 1975-1973; V8-460</p>	<p>71015</p> <p>Ford; Granada; 1978; V8-302 Linc; Versailles; 1980; V8-5.0</p>	<p>ILLUSTRATIONS</p>

Numerical Listing - Power Steering Hose Assemblies and End Fittings

	71015 - Continued	71036	71044 - Continued
SYSTEM PUMP & GEAR IDENT.	Merc; Monarch; 1978; V8-302	Dodge; B Van; 1978-1977; V8-318 Dodge; B Van; 1977; V8-400 Dodge; B Van; 1977; V8-440 Dodge; CB Van; 1977; V8-400 Dodge; CB Van; 1977; V8-440 Dodge; MB Van; 1977; V8-400 Dodge; MB Van; 1977; V8-440 Ply; B Van; 1978-1977; V8-318 Ply; B Van; 1977-1976; V8-400	Ford; Ltd; 1986-1983; V8-5.8 Ford; Ltd; 1981-1980; V8-5.8 Ford; Ltd; 1982; V8-5.8 (Canada) Ford; Ltd; 1979; V8-351 Ford; Ltd Crown Victoria; 1989-1987; V8-5.0 Ford; Ltd Crown Victoria; 1989-1987; V8-5.8 Linc; Continental; 1982-1983; V6-3.8 Linc; Continental; 1980; V8-5.0 Linc; Continental; 1980; V8-5.8 Linc; Mark VI; 1983-1980; V8-5.0 Linc; Mark VI; 1980; V8-5.8 Linc; Town Car; 1989-1981; V8-5.0 Merc; Colony Park; 1989-1987; V8-5.0 Merc; Grand Marquis; 1982-1981; V8-4.2 Merc; Grand Marquis; 1979; V8-302 Merc; Grand Marquis; 1989-1980; V8-5.0 Merc; Grand Marquis; 1989-1982; V8-5.8 (Canada) Merc; Grand Marquis; 1979; V8-351 Merc; Marquis; 1982-1981; V8-4.2 Merc; Marquis; 1979; V8-302 Merc; Marquis; 1982-1980; V8-5.0 Merc; Marquis; 1982; V8-5.8 (Canada) Merc; Marquis; 1979; V8-351
SYSTEM & COMPONENT IDENT.	71016 Ford; Granada; 1978; L6-250 Linc; Versailles; 1979-1978; V8-302 Merc; Monarch; 1978; L6-250	71037 Ford; Bronco; 1979-1978; V8-351	
PASS. CARS	71018 Ford; Fairmont; 1978; L6-200 Ford; Fairmont; 1978; V8-302 Merc; Zephyr; 1978; L6-200 Merc; Zephyr; 1978; V8-302	71038 Ford; F Pickup; 1979-1978; L6-300	
LIGHT TRUCKS	71020 Ford; Mustang; 1979; L4-140 Ford; Mustang; 1979; L6-200 Ford; Mustang; 1979; V6-171 Ford; Mustang; 1979-1977; V8-302 Ford; Pinto; 1980-1978; L4-2.3 Merc; Bobcat; 1980-1977; L4-2.3 Merc; Capri; 1979; L4-140 Merc; Capri; 1979; L6-200 Merc; Capri; 1979; V6-171 Merc; Capri; 1979; V8-302	71039 Ford; F Pickup; 1979-1978; L6-300	
MEDIUM/HEAVY TRUCKS	71023 Ford; Custom 500; 1978; V8-302 (Canada) Ford; Custom 500; 1978; V8-351 (Canada) Ford; Custom 500; 1978; V8-400 (Canada) Ford; Custom 500; 1978; V8-460 (Canada) Ford; Ltd; 1978-1977; V8-302 Linc; Continental; 1979-1977; V8-400 Linc; Mark V; 1979-1977; V8-400 Merc; Grand Marquis; 1978; V8-351 Merc; Grand Marquis; 1978; V8-400 Merc; Marquis; 1978-1977; V8-400	71042 Buick; Century; 1981-1980; V6-3.8 Cad; Deville; 1980; V6-4.1 Cad; Fleetwood; 1980; V6-4.1 Chev; El Camino; 1980; V6-3.8 Chev; Malibu; 1980-1979; V6-3.8 GMC; Caballero; 1980; V6-3.8 Pont; Grand Lemans; 1981-1979; V6-3.8 Pont; Lemans; 1981-1979; V6-3.8	
BUSES	71026 AmerMtrs; Concord; 1979-1978; L4-121 AmerMtrs; Gremlin; 1978; L4-121 AmerMtrs; Gremlin; 1978; L6-232 AmerMtrs; Gremlin; 1978-1979; L6-258	71043 Buick; Century; 1980; V6-3.8 Buick; Century; 1980; V8-4.9 Buick; Lesabre; 1980; V8-4.9 Buick; Regal; 1980; V6-3.8 Buick; Regal; 1980; V8-4.9 Cad; Seville; 1982; V6-4.1 Chev; El Camino; 1979; V6-200 Chev; El Camino; 1984-1980; V6-3.8 Chev; El Camino; 1987-1985; V6-4.3 Chev; Malibu; 1979; V6-200 Chev; Malibu; 1983-1979; V6-3.8 Chev; Monte Carlo; 1984-1980; V6-3.8 Chev; Monte Carlo; 1988-1985; V6-4.3 GMC; Caballero; 1979; V6-200 GMC; Caballero; 1984-1980; V6-3.8 GMC; Caballero; 1987-1985; V6-4.3 Olds; Cutlass; 1980; V6-3.8 Olds; Cutlass; 1980; V8-4.3 Olds; Cutlass; 1980; V8-5.7 Olds; Cutlass Cruiser; 1980; V6-3.8 Olds; Cutlass Cruiser; 1980; V8-4.3 Olds; Delta 88; 1980-1981; V8-4.3 Pont; Bonneville; 1986; V6-4.3 Pont; Bonneville; 1981-1980; V8-4.3 Pont; Bonneville; 1980-1981; V8-4.9 Pont; Firebird; 1981-1980; V8-4.3 Pont; Grand Am; 1980; V8-4.9 Pont; Grand Lemans; 1980; V6-3.8 Pont; Grand Lemans; 1980; V8-4.9 Pont; Grand Lemans; 1982; V8-5.0 (Canada) Pont; Grand Prix; 1980; V6-3.8 Pont; Grand Prix; 1987-1986; V6-4.3 Pont; Grand Prix; 1981-1980; V8-4.3 Pont; Grand Prix; 1980-1981; V8-4.9 Pont; Laurentian; 1981; V8-4.4 (Canada) Pont; Laurentian; 1981; V8-5.0 (Canada) Pont; Parisienne; 1986-1985; V6-4.3 Pont; Parisienne; 1981; V8-4.3 (Canada) Pont; Parisienne; 1981; V8-4.4 (Canada) Pont; Parisienne; 1981; V8-5.0 (Canada) Pont; Parisienne; 1981; V8-5.7 Dsl (Canada)	
HOSE NUMERICAL	71029 Chev; G Van; 1979-1977; V8-305 Chev; G Van; 1979-1976; V8-350 Chev; G Van; 1979-1976; V8-400 GMC; G Van; 1979-1977; V8-305 GMC; G Van; 1979-1976; V8-350 GMC; G Van; 1979-1976; V8-400		
REPAIR KITS	71032 Chev; C&K Pickup; 1979-1977; V8-454 Chev; Suburban; 1979-1977; V8-454 GMC; C&K Pickup; 1979-1977; V8-454 GMC; Suburban; 1979-1977; V8-454		
KIT NUMERICAL	71034 Dodge; D & W Pickup; 1978-1972; V8-400 Dodge; D & W Pickup; 1978-1973; V8-440 Dodge; Ramcharger; 1978-1977; V8-400 Ply; Trailduster; 1978-1976; V8-400 Ply; Trailduster; 1974; V8-400 Ply; Trailduster; 1978-1974; V8-440		
ILLUSTRATIONS	71035 Dodge; B Van; 1978; V8-318 Dodge; B Van; 1978; V8-360 Dodge; CB Van; 1978; V8-318 Dodge; CB Van; 1978; V8-360 Ply; B Van; 1978; V8-318 Ply; B Van; 1978; V8-360	71044 Ford; Country Squire; 1989-1987; V8-5.0 Ford; Ltd; 1982-1981; V8-4.2 Ford; Ltd; 1979; V8-302 Ford; Ltd; 1986-1980; V8-5.0	71045 Ford; Granada; 1979; L6-250 Merc; Monarch; 1979; L6-250
		71046 Dodge; D & W Pickup; 1979-1978; L6-225 Dodge; M Motor Home; 1976-1975; V8-318 Dodge; M Motor Home; 1973; V8-318 Dodge; M Motor Home; 1979-1975; V8-360 Dodge; M Motor Home; 1973; V8-360 Dodge; M Motor Home; 1973; V8-413 Dodge; M Motor Home; 1979-1975; V8-440 Dodge; M Motor Home; 1973; V8-440 Dodge; Ramcharger; 1979-1978; L6-225 Ply; Trailduster; 1979-1978; L6-225	
		71048 Dodge; D & W Pickup; 1979-1978; V8-318 Dodge; D & W Pickup; 1978; V8-400 Dodge; D & W Pickup; 1978; V8-440 Dodge; Ramcharger; 1978; V8-400 Dodge; Ramcharger; 1978; V8-440 Ply; Trailduster; 1979-1978; V8-318 Ply; Trailduster; 1978; V8-400 Ply; Trailduster; 1978; V8-440	
		71053 Dodge; D & W Pickup; 1979-1978; V8-318 Ply; Trailduster; 1979-1978; V8-318	
		71054 Chry; Lebaron; 1979; L6-225 Chry; Newport; 1979; L6-225 Dodge; Diplomat; 1979; L6-225 Dodge; St. Regis; 1979; L6-225 Ply; Caravelle; 1979; L6-225 (Canada)	
		71055 Buick; Skylark; 1980; V6-2.8 Chev; Citation; 1980; V6-2.8 Olds; Omega; 1980; V6-2.8 Pont; Phoenix; 1980; V6-2.8	
		71056 Buick; Skylark; 1980; L4-2.5 Chev; Citation; 1980; L4-2.5 Chev; G Van; 1986-1983; V8-5.7 GMC; G Van; 1986-1983; V8-5.7 Olds; Omega; 1980; L4-2.5 Pont; Phoenix; 1980; L4-2.5	

Numerical Listing - Power Steering Hose Assemblies and End Fittings

<p>71057</p> <p>Chev; BelAir; 1969; V8-327 Chev; BelAir; 1969; V8-396 Chev; Biscayne; 1969; V8-396 Chev; Caprice; 1969; V8-396 Chev; Impala; 1969-1970; V8-396</p>	<p>71064</p> <p>Ford; Fairmont; 1979; L6-200 Merc; Zephyr; 1979; L6-200</p>	<p>71073</p> <p>Cad; Deville; 1984-1980; V8-4.1 Cad; Fleetwood; 1984-1982; V8-4.1 Cad; Fleetwood; 1984-1980; V8-6.0</p>	<p>SYSTEM PUMP & GEAR IDENT.</p>
<p>71058</p> <p>Buick; Skylark; 1971-1968; L6-250 Buick; Skylark; 1966; V6-225 Buick; Special; 1969-1968; L6-250 Chev; Beaumont; 1968; L6-230 (Canada) Chev; BelAir; 1973-1971; L6-250 Chev; Biscayne; 1973; L6-250 (Canada) Chev; Camaro; 1975-1968; L6-250 Chev; Chevelle; 1973-1968; L6-250 Chev; El Camino; 1975; L6-250 Chev; El Camino; 1973-1967; L6-250 Chev; Impala; 1973-1971; L6-250 Chev; Malibu; 1975-1973; L6-250 Dodge; M Motor Home; 1973-1970; V8-318 Dodge; M Motor Home; 1973; V8-360 Dodge; M Motor Home; 1973-1970; V8-413 Dodge; M Motor Home; 1973; V8-440 Dodge; RM Motor Home; 1973; V8-318 Dodge; RM Motor Home; 1973; V8-360 Dodge; RM Motor Home; 1973; V8-413 Dodge; RM Motor Home; 1973; V8-440 GMC; Sprint; 1975; L6-250 GMC; Sprint; 1972-1971; L6-250 Olds; Cutlass; 1971-1968; L6-250 Olds; F85; 1971-1968; L6-250 Pont; Firebird; 1974-1970; L6-250 Pont; Lemans; 1970; L6-250 Pont; Tempest; 1970; L6-250 Pont; Ventura; 1972-1971; L6-250</p>	<p>71065</p> <p>Chev; Blazer; 1972-1969; L6-250 Chev; Blazer; 1972-1969; V8-307 Chev; Blazer; 1972-1969; V8-350 Chev; C&K Pickup; 1972-1968; L6-250 Chev; C&K Pickup; 1972-1968; L6-292 Chev; C&K Pickup; 1972-1968; V8-307 Chev; C&K Pickup; 1968; V8-327 Chev; C&K Pickup; 1972-1968; V8-350 Chev; C&K Pickup; 1970; V8-400 Chev; C&K Pickup; 1972-1968; V8-402 Chev; Suburban; 1972-1968; L6-292 Chev; Suburban; 1972-1968; V8-307 Chev; Suburban; 1968; V8-327 Chev; Suburban; 1972-1968; V8-350 Chev; Suburban; 1970; V8-400 Chev; Suburban; 1972-1971; V8-402 GMC; C&K Pickup; 1972-1968; L6-250 GMC; C&K Pickup; 1972-1968; L6-292 GMC; C&K Pickup; 1972-1968; V8-307 GMC; C&K Pickup; 1968; V8-327 GMC; C&K Pickup; 1972-1968; V8-350 GMC; C&K Pickup; 1972-1970; V8-402 GMC; Jimmy; 1972-1970; L6-250 GMC; Jimmy; 1972-1970; V8-307 GMC; Jimmy; 1972-1970; V8-350 GMC; Suburban; 1972-1968; L6-250 GMC; Suburban; 1972-1968; L6-292 GMC; Suburban; 1972-1968; V8-307 GMC; Suburban; 1968; V8-327 GMC; Suburban; 1972-1968; V8-350 GMC; Suburban; 1972-1971; V8-402</p>	<p>71074</p> <p>Buick; Century; 1981; V8-4.4 (Canada) Buick; Electra; 1981; V8-5.7 (Canada) Buick; Regal; 1987-1986; V8-5.0 Buick; Regal; 1980; V8-5.0 Buick; Regal; 1985-1982; V8-5.0 (Canada) Chev; BelAir; 1981-1980; V8-4.4 (Canada) Chev; Camaro; 1984-1982; V6-2.8 Chev; Caprice; 1982-1980; V8-4.4 Chev; Caprice; 1988-1980; V8-5.0 Chev; Caprice; 1988-1986; V8-5.7 Chev; Caprice; 1982; V8-5.7 Chev; Caprice; 1980; V8-5.7 Chev; El Camino; 1982-1980; V8-4.4 Chev; El Camino; 1987-1980; V8-5.0 Chev; Impala; 1982-1980; V8-4.4 Chev; Impala; 1985-1980; V8-5.0 Chev; Impala; 1985-1980; V8-5.7 Chev; Malibu; 1982-1980; V8-4.4 Chev; Malibu; 1983-1980; V8-5.0 Chev; Monte Carlo; 1982-1980; V8-4.4 Chev; Monte Carlo; 1988-1980; V8-5.0 GMC; Caballero; 1982-1980; V8-4.4 GMC; Caballero; 1987-1980; V8-5.0 Olds; Cutlass; 1982-1981; V8-4.4 (Canada) Olds; Cutlass; 1987-1982; V8-5.0 Olds; Cutlass; 1980-1981; V8-5.0 Olds; Cutlass Cruiser; 1981-1980; V8-5.0 Olds; Delta 88; 1982-1981; V8-4.4 (Canada) Pont; Bonneville; 1986-1983; V8-5.0 Pont; Catalina; 1980; V8-4.4 (Canada) Pont; Catalina; 1980; V8-5.0 (Canada) Pont; Firebird; 1984-1982; V6-2.8 Pont; Grand Am; 1980; V8-5.0 Pont; Grand Lemans; 1982-1980; V8-4.4 (Canada) Pont; Grand Lemans; 1983; V8-5.0 (Canada) Pont; Grand Lemans; 1981; V8-5.0 (Canada) Pont; Grand Prix; 1987-1983; V8-5.0 Pont; Grand Prix; 1980; V8-5.0 Pont; Laurentian; 1980; V8-4.4 (Canada) Pont; Laurentian; 1980; V8-5.0 (Canada) Pont; Lemans; 1980-1982; V8-5.0 Pont; Parisienne; 1980; V8-4.4 (Canada) Pont; Parisienne; 1986-1982; V8-5.0 Pont; Parisienne; 1980; V8-5.0 (Canada)</p>	<p>SYSTEM & COMPONENT IDENT.</p>
<p>71059</p> <p>Ford; Custom 500; 1979; V8-302 (Canada) Ford; Custom 500; 1979; V8-351 (Canada) Ford; Ltd II; 1979-1978; V8-302 Ford; Ltd II; 1978; V8-400 Ford; Ranchero; 1978; V8-400 Ford; Thunderbird; 1978; V8-400 Merc; Cougar; 1979-1978; V8-302 Merc; Cougar; 1978; V8-400</p>	<p>71068</p> <p>Buick; Electra; 1985-1980; V8-5.7 Dsl Buick; Lesabre; 1985-1980; V8-5.7 Dsl Cad; Deville; 1984-1980; V8-5.7 Dsl Cad; Fleetwood; 1985-1980; V8-5.7 Dsl Chev; BelAir; 1981-1980; V8-5.7 Dsl (Canada) Chev; Caprice; 1985-1980; V8-5.7 Dsl Chev; Impala; 1985-1980; V8-5.7 Dsl Olds; Custom Cruiser; 1985-1980; V8-5.7 Dsl Olds; Delta 88; 1985-1980; V8-5.7 Dsl Olds; Ninety Eight; 1984-1980; V8-5.7 Dsl Pont; Bonneville; 1981-1980; V8-5.7 Dsl</p>	<p>71075</p> <p>Cad; Eldorado; 1980; V8-6.0 Cad; Seville; 1980; V8-6.0</p>	<p>PASS. CARS</p>
<p>71061</p> <p>Ford; Fairmont; 1981; L4-2.3 Ford; Fairmont; 1981; L6-3.3 Ford; Fairmont; 1981; V8-4.2 Ford; Granada; 1981; L4-2.3 Ford; Granada; 1981; L6-3.3 Ford; Granada; 1981; V8-4.2 Ford; Mustang; 1981-1979; L4-2.3 Ford; Mustang; 1981-1979; L6-3.3 Ford; Mustang; 1979; V6-171 Ford; Mustang; 1981-1979; V8-4.2 Merc; Capri; 1981-1979; L4-2.3 Merc; Capri; 1981-1979; L6-3.3 Merc; Capri; 1979; V6-171 Merc; Cougar; 1982-1981; L4-2.3 Merc; Cougar; 1981; L6-3.3 Merc; Cougar; 1981; V8-4.2 Merc; Zephyr; 1981; L4-2.3 Merc; Zephyr; 1981; L6-3.3 Merc; Zephyr; 1981; V8-4.2</p>	<p>71069</p> <p>Chev; Monza; 1980; L4-2.5 Olds; Starfire; 1980; L4-2.5 Pont; Sunbird; 1980; L4-2.5</p> <p>71070</p> <p>Cad; Deville; 1984-1980; V8-5.7 Dsl Cad; Fleetwood; 1985-1980; V8-5.7 Dsl</p>	<p>71078</p> <p>Buick; Skyhawk; 1980; V6-3.8 Chev; Monza; 1980; V6-3.8 Chev; P Van; 1989-1983; L6-4.8 GMC; P Van; 1989-1983; L6-4.8 Olds; Starfire; 1980; V6-3.8 Pont; Sunbird; 1980; V6-3.8</p>	<p>LIGHT TRUCKS</p>
<p>71062</p> <p>Ford; Granada; 1979; V8-302 Merc; Monarch; 1979; V8-302</p>	<p>71071</p> <p>Chev; Camaro; 1981-1980; V6-3.8</p>	<p>71079</p> <p>Ford; Bronco; 1983-1980; L6-4.9 Ford; Bronco; 1983-1980; V8-5.0 Ford; Bronco; 1983-1980; V8-5.8 Ford; Bronco Full Size; 1986-1984; L6-4.9 Ford; Bronco Full Size; 1986-1984; V8-5.0 Ford; Bronco Full Size; 1989-1984; V8-5.8 Ford; F Pickup; 1986-1980; L6-4.9 Ford; F Pickup; 1983-1982; V6-3.8 Ford; F Pickup; 1982-1981; V8-4.2 Ford; F Pickup; 1979; V8-302 Ford; F Pickup; 1986-1980; V8-5.0 Ford; F Pickup; 1989-1979; V8-5.8 Ford; F Pickup; 1982-1979; V8-6.6 Ford; F Pickup; 1983; V8-7.5 Ford; F Pickup; 1979; V8-460</p>	<p>MEDIUM/HEAVY TRUCKS</p>
<p>71063</p> <p>Ford; Fairmont; 1979; L4-140 Ford; Fairmont; 1979; L6-200 Ford; Fairmont; 1979; V8-302 Merc; Zephyr; 1979; L4-140 Merc; Zephyr; 1979; L6-200 Merc; Zephyr; 1979; V8-302</p>	<p>71072</p> <p>Buick; Electra; 1981-1980; V6-4.1 Chev; Camaro; 1981-1979; V6-3.8 Chev; Impala; 1981-1979; V6-3.8 Chev; Monte Carlo; 1981-1980; V6-3.8 GMC; Caballero; 1981-1979; V6-3.8 Olds; Cutlass; 1981-1979; V6-3.8 Olds; Cutlass Cruiser; 1981-1979; V6-3.8 Olds; Delta 88; 1981; V6-3.8 Pont; Bonneville; 1981-1980; V6-3.8 Pont; Grand Lemans; 1980; V6-3.8 Pont; Lemans; 1980; V6-3.8 Pont; Parisienne; 1980; V6-3.8 (Canada)</p>	<p>71076</p> <p>Cad; Deville; 1984-1980; V8-5.7 Dsl Cad; Fleetwood; 1985-1980; V8-5.7 Dsl</p>	<p>BUSES</p>
			<p>HOSE NUMERICAL</p>
			<p>REPAIR KITS</p>
			<p>KIT NUMERICAL</p>
			<p>ILLUSTRATIONS</p>

Numerical Listing - Power Steering Hose Assemblies and End Fittings

SYSTEM PUMP & GEAR IDENT.	<p style="text-align: center;">71081</p> <p>Ford; Granada; 1980; V8-4.2 Ford; Granada; 1980; V8-5.0 Merc; Monarch; 1980; V8-4.2 Merc; Monarch; 1980; V8-5.0</p>	<p style="text-align: center;">71091</p> <p>Chev; G Van; 1982-1980; L6-4.1 Chev; G Van; 1982-1980; V8-5.0 Chev; G Van; 1982-1980; V8-5.7 Chev; G Van; 1980; V8-6.6 GMC; G Van; 1982-1980; L6-4.1 GMC; G Van; 1982-1980; V8-5.0 GMC; G Van; 1982-1980; V8-5.7 GMC; G Van; 1980; V8-6.6</p>	<p style="text-align: center;">71096 - Continued</p> <p>Chev; P Van; 1995-1980; V8-7.4 GMC; P Van; 1982-1980; V8-5.7 GMC; P Van; 1995-1980; V8-7.4</p>
SYSTEM & COMPONENT IDENT.	<p style="text-align: center;">71084</p> <p>Chev; Malibu; 1982; V8-5.7 Dsl Chev; Monte Carlo; 1982; V8-5.7 Dsl Olds; Cutlass; 1982-1980; V8-5.7 Dsl Pont; Grand Prix; 1981; V8-5.7 Dsl</p>	<p style="text-align: center;">71092</p> <p>Chev; Blazer; 1982-1980; L6-4.1 Chev; C&K Pickup; 1984-1980; L6-4.1 GMC; C&K Pickup; 1984-1980; L6-4.1 GMC; Jimmy; 1982-1980; L6-4.1</p>	<p style="text-align: center;">71097</p> <p>Chev; G Van; 1979-1978; L6-250 Chev; G Van; 1978; L6-292 Chev; G Van; 1982-1978; V8-5.0 Chev; G Van; 1982-1978; V8-5.7 Chev; G Van; 1980-1978; V8-6.6 GMC; G Van; 1979-1978; L6-250 GMC; G Van; 1978; L6-292 GMC; G Van; 1982-1978; V8-5.0 GMC; G Van; 1982-1978; V8-5.7 GMC; G Van; 1980-1978; V8-6.6</p>
PASS. CARS	<p style="text-align: center;">71085</p> <p>Buick; Riviera; 1981; V6-3.8 Buick; Riviera; 1985-1980; V8-5.0 Buick; Riviera; 1985-1981; V8-5.7 Dsl Cad; Eldorado; 1985-1980; V8-5.7 Dsl Cad; Seville; 1985-1980; V8-5.7 Dsl Olds; Toronado; 1985-1980; V8-5.7 Dsl</p>	<p style="text-align: center;">71093</p> <p>Chev; Blazer; 1982-1980; L6-4.1 Chev; Blazer; 1982-1980; V8-5.7 Chev; Blazer; 1982; V8-6.2 Dsl Chev; Blazer Full Size; 1991-1983; V8-5.7 Chev; Blazer Full Size; 1989-1980; V8-6.2 Dsl Chev; C&K Pickup; 1986-1980; L6-4.8 Chev; C&K Pickup; 1986-1980; V8-5.7 Chev; C&K Pickup; 1986-1982; V8-6.2 Dsl Chev; C&K Pickup; 1986-1980; V8-7.4 Chev; R&V Pickup; 1988-1987; L6-4.8 Chev; R&V Pickup; 1991-1987; V8-5.7 Chev; R&V Pickup; 1991-1987; V8-6.2 Dsl Chev; R&V Pickup; 1991-1987; V8-7.4 Chev; Suburban; 1987-1981; V8-5.0 Chev; Suburban; 1991-1980; V8-5.7 Chev; Suburban; 1989-1982; V8-6.2 Dsl Chev; Suburban; 1980; V8-6.6 GMC; C&K Pickup; 1984-1980; L6-4.1 GMC; C&K Pickup; 1986-1980; L6-4.8 GMC; C&K Pickup; 1986-1980; V8-5.7 GMC; C&K Pickup; 1986-1982; V8-6.2 Dsl GMC; C&K Pickup; 1986-1980; V8-7.4 GMC; Jimmy; 1982-1980; L6-4.1 GMC; Jimmy; 1982-1980; V8-5.7 GMC; Jimmy; 1982; V8-6.2 Dsl GMC; Jimmy Full Size; 1987-1983; V8-5.7 GMC; Jimmy Full Size; 1989-1983; V8-6.2 Dsl GMC; R&V Pickup; 1988-1987; L6-4.8 GMC; R&V Pickup; 1991-1987; V8-5.7 GMC; R&V Pickup; 1991-1987; V8-6.2 Dsl GMC; R&V Pickup; 1991-1987; V8-7.4 GMC; Suburban; 1987-1981; V8-5.0 GMC; Suburban; 1991-1980; V8-5.7 GMC; Suburban; 1989-1982; V8-6.2 Dsl GMC; Suburban; 1980; V8-6.6</p>	<p style="text-align: center;">71098</p> <p>Chev; G Van; 1982-1980; L6-4.1 GMC; G Van; 1982-1980; L6-4.1</p>
LIGHT TRUCKS	<p style="text-align: center;">71086</p> <p>Buick; Regal; 1987-1980; V8-5.0 Buick; Riviera; 1980; V8-5.7 Cad; Eldorado; 1985-1982; V8-4.1 Cad; Eldorado; 1980; V8-5.7 Cad; Seville; 1985-1982; V8-4.1 Cad; Seville; 1980; V8-5.7 Olds; Cutlass; 1982-1981; V8-4.3 Olds; Cutlass; 1987-1981; V8-5.0 Olds; Cutlass Supreme; 1988; V8-5.0 Olds; Toronado; 1985-1980; V8-5.0 Olds; Toronado; 1980; V8-5.7</p>	<p style="text-align: center;">71094</p> <p>Chev; C&K Pickup; 1984-1982; L6-4.1 Chev; C&K Pickup; 1986-1980; L6-4.8 Chev; C&K Pickup; 1988; V8-5.0 Chev; C&K Pickup; 1988; V8-5.7 Chev; C&K Pickup; 1995-1988; V8-7.4 Chev; Camaro; 1992-1988; V8-5.0 Chev; Camaro; 1992-1988; V8-5.7 Chev; Caprice; 1990-1987; V8-5.0 Chev; Suburban; 1995-1992; V8-7.4 GMC; C&K Pickup; 1984-1982; L6-4.1 GMC; C&K Pickup; 1986-1980; L6-4.8 GMC; C&K Pickup; 1988; V8-5.0 GMC; C&K Pickup; 1988; V8-5.7 GMC; C&K Pickup; 1995-1988; V8-7.4 GMC; R&V Pickup; 1988-1987; L6-4.8 GMC; R&V Pickup; 1991-1987; V8-5.0 GMC; R&V Pickup; 1991-1987; V8-7.4 Pont; Firebird; 1992-1988; V8-5.0 Pont; Firebird; 1992-1988; V8-5.7</p>	<p style="text-align: center;">71099</p> <p>Chev; P Van; 1989-1980; L6-4.8 GMC; P Van; 1989-1980; L6-4.8</p>
MEDIUM/HEAVY TRUCKS	<p style="text-align: center;">71087</p> <p>Chev; P Van; 1982-1980; V8-5.7 GMC; P Van; 1982-1980; V8-5.7</p>	<p style="text-align: center;">71100</p> <p>Chev; Corvette; 1980; V8-5.0 Chev; Corvette; 1982-1980; V8-5.7</p>	<p style="text-align: center;">71101</p> <p>Chev; P Van; 1982-1980; V8-5.7 GMC; P Van; 1982-1980; V8-5.7</p>
BUSES	<p style="text-align: center;">71088</p> <p>Chev; Blazer; 1982-1980; V8-5.0 Chev; Blazer; 1982-1980; V8-5.7 Chev; Blazer Full Size; 1987-1983; V8-5.0 Chev; Blazer Full Size; 1988-1983; V8-5.7 Chev; C&K Pickup; 1986-1980; V8-5.0 Chev; C&K Pickup; 1986-1980; V8-5.7 Chev; C&K Pickup; 1980-1981; V8-6.6 Chev; R&V Pickup; 1987; V6-4.3 Chev; R&V Pickup; 1987; V8-5.0 Chev; Suburban; 1987-1981; V8-5.0 Chev; Suburban; 1988-1980; V8-5.7 Chev; Suburban; 1980; V8-6.6 GMC; C&K Pickup; 1986-1980; V8-5.0 GMC; C&K Pickup; 1986-1980; V8-5.7 GMC; C&K Pickup; 1980; V8-6.6 GMC; Jimmy; 1982-1980; V8-5.7 GMC; Jimmy Full Size; 1987-1983; V8-5.0 GMC; Jimmy Full Size; 1988-1983; V8-5.7 GMC; R&V Pickup; 1987; V6-4.3 GMC; R&V Pickup; 1987; V8-5.0 GMC; Suburban; 1987-1981; V8-5.0 GMC; Suburban; 1988-1980; V8-5.7 GMC; Suburban; 1980; V8-6.6</p>	<p style="text-align: center;">71102</p> <p>Chev; P Van; 1982-1980; V8-5.7 GMC; P Van; 1982-1980; V8-5.7</p>	<p style="text-align: center;">71109</p> <p>Toy.; Corona; 1978-1977; L4-134</p>
HOSE NUMERICAL	<p style="text-align: center;">71089</p> <p>Buick; Electra; 1980; V8-5.7 Dsl Buick; Lesabre; 1980; V8-5.7 Dsl Chev; BelAir; 1980; V8-5.7 Dsl (Canada) Chev; Caprice; 1980; V8-5.7 Dsl Chev; Impala; 1980; V8-5.7 Dsl Olds; Custom Cruiser; 1980; V8-5.7 Dsl Olds; Delta 88; 1980; V8-5.7 Dsl Olds; Ninety Eight; 1980; V8-5.7 Dsl Pont; Bonneville; 1980; V8-5.7 Dsl Pont; Catalina; 1980; V8-5.7 Dsl Pont; Laurentian; 1980; V8-5.7 Dsl (Canada) Pont; Parisienne; 1980; V8-5.7 Dsl (Canada)</p>	<p style="text-align: center;">71103</p> <p>Chev; P Van; 1989-1980; V8-7.4 GMC; P Van; 1989-1980; V8-7.4</p>	<p style="text-align: center;">71104</p> <p>Chev; P Van; 1982-1980; V8-5.7 GMC; P Van; 1982-1980; V8-5.7</p>
REPAIR KITS	<p style="text-align: center;">71090</p> <p>Chev; P Van; 1982-1980; V8-5.7</p>	<p style="text-align: center;">71105</p> <p>Chev; P Van; 1989-1980; V8-7.4 GMC; P Van; 1989-1980; V8-7.4</p>	<p style="text-align: center;">71106</p> <p>Ford; Fairmont; 1983-1981; L4-2.3 Ford; Fairmont; 1983-1981; L6-3.3 Ford; Granada; 1981; L4-2.3 Ford; Granada; 1981; L6-3.3 Ford; Ltd; 1986-1983; L4-2.3 Ford; Ltd; 1983; L6-3.3 Ford; Ltd; 1986-1983; V6-3.8 Ford; Ltd; 1986-1984; V8-5.0 Ford; Mustang; 1986-1981; L4-2.3 Ford; Mustang; 1979; L6-200 Ford; Mustang; 1986-1981; V6-3.8 Ford; Mustang; 1979; V8-302 Ford; Mustang; 1986-1982; V8-5.0 Ford; Thunderbird; 1986-1980; L4-2.3 Ford; Thunderbird; 1986-1982; V6-3.8 Ford; Thunderbird; 1982-1980; V8-4.2 Ford; Thunderbird; 1986-1983; V8-5.0 Ford; Thunderbird; 1981-1980; V8-5.0 Merc; Capri; 1986-1981; L4-2.3 Merc; Capri; 1979; L4-140 Merc; Capri; 1982-1981; L6-3.3 Merc; Capri; 1979; L6-200 Merc; Capri; 1979; V6-171 Merc; Capri; 1986-1981; V6-3.8 Merc; Capri; 1979; V8-302 Merc; Capri; 1986-1982; V8-5.0 Merc; Cougar; 1986-1984; L4-2.3 Merc; Cougar; 1982-1980; L6-3.3 Merc; Cougar; 1986-1982; V6-3.8 Merc; Cougar; 1982-1980; V8-4.2 Merc; Cougar; 1986-1983; V8-5.0 Merc; Cougar; 1981-1980; V8-5.0 Merc; Marquis; 1986-1983; L4-2.3 Merc; Marquis; 1983; L6-3.3 Merc; Marquis; 1986-1983; V6-3.8</p>
KIT NUMERICAL	<p style="text-align: center;">71091</p> <p>Chev; P Van; 1982-1980; V8-5.7</p>	<p style="text-align: center;">71107</p> <p>Chev; P Van; 1989-1980; L6-4.8 GMC; P Van; 1989-1980; L6-4.8</p>	<p style="text-align: center;">71108</p> <p>Chev; P Van; 1982-1980; V8-5.7 GMC; P Van; 1982-1980; V8-5.7</p>
ILLUSTRATIONS	<p style="text-align: center;">71092</p> <p>Chev; P Van; 1982-1980; V8-5.7</p>	<p style="text-align: center;">71093</p> <p>Chev; P Van; 1982-1980; V8-5.7</p>	<p style="text-align: center;">71094</p> <p>Chev; P Van; 1982-1980; V8-5.7</p>

Numerical Listing - Power Steering Hose Assemblies and End Fittings

71116 - Continued

Merc; Marquis; 1985; V8-5.0 (Canada)
 Merc; Zephyr; 1983-1981; L4-2.3
 Merc; Zephyr; 1983-1981; L6-3.3

71117

Ford; Fairmont; 1980; L4-2.3
 Ford; Fairmont; 1980; L6-3.3
 Ford; Fairmont; 1980; V8-4.2
 Ford; Thunderbird; 1980; L6-3.3
 Ford; Thunderbird; 1980; V8-4.2
 Ford; Thunderbird; 1980; V8-5.0
 Merc; Cougar; 1980; L6-3.3
 Merc; Cougar; 1980; V8-4.2
 Merc; Cougar; 1980; V8-5.0
 Merc; Zephyr; 1980; L4-2.3
 Merc; Zephyr; 1980; L6-3.3
 Merc; Zephyr; 1980; V8-4.2

71118

Ford; Fairmont; 1981; L4-2.3
 Ford; Fairmont; 1981; L6-3.3
 Ford; Fairmont; 1981; V8-4.2
 Ford; Granada; 1981; L4-2.3
 Ford; Granada; 1981; L6-3.3
 Ford; Granada; 1981; V8-4.2
 Ford; Mustang; 1981-1980; L4-2.3
 Merc; Capri; 1981-1980; L4-2.3
 Merc; Capri; 1980; V8-4.2
 Merc; Cougar; 1982-1981; L4-2.3
 Merc; Cougar; 1981; L6-3.3
 Merc; Cougar; 1981; V8-4.2
 Merc; Zephyr; 1981; L4-2.3
 Merc; Zephyr; 1981; L6-3.3
 Merc; Zephyr; 1981; V8-4.2

71119

Buick; Century; 1980; V6-3.8
 Buick; Regal; 1982-1980; V6-3.8
 Chev; Monte Carlo; 1981-1980; V6-3.8

71120

Buick; Electra; 1989-1980; V8-5.0
 Buick; Lesabre; 1990-1980; V8-5.0
 Cad; Brougham; 1990-1986; V8-5.0
 Chev; Caprice; 1990-1986; V8-5.0
 Chev; Chevette; 1982; L4-1.6
 Olds; Custom Cruiser; 1990-1980; V8-5.0
 Olds; Custom Cruiser; 1980; V8-5.7
 Olds; Delta 88; 1982-1980; V8-4.3
 Olds; Delta 88; 1985-1980; V8-5.0
 Olds; Delta 88; 1980; V8-5.7
 Olds; Ninety Eight; 1984-1980; V8-5.0
 Olds; Ninety Eight; 1980; V8-5.7
 Pont; Safari; 1989-1987; V8-5.0

71121

Buick; Electra; 1980; V8-5.7
 Buick; Lesabre; 1980; V8-5.7
 Pont; Bonneville; 1980; V8-5.7
 Pont; Catalina; 1980; V8-5.7
 Pont; Laurentian; 1980; V8-5.7 (Canada)
 Pont; Parisienne; 1980; V8-5.7 (Canada)

71122

Buick; Riviera; 1980; V6-3.8
 Buick; Riviera; 1984-1981; V6-4.1
 Cad; Eldorado; 1982-1981; V6-4.1
 Cad; Seville; 1981; V6-4.1
 Chev; Camaro; 1981-1980; V8-4.4
 Chev; Camaro; 1987-1980; V8-5.0
 Chev; Camaro; 1987; V8-5.7
 Chev; Camaro; 1981-1980; V8-5.7
 Olds; Toronado; 1984-1982; V6-4.1
 Pont; Firebird; 1981; V8-4.4 (Canada)
 Pont; Firebird; 1987-1980; V8-5.0
 Pont; Firebird; 1987; V8-5.7

71124

Dodge; M Motor Home; 1980; V8-5.9

71132

Dodge; D & W Pickup; 1980; V8-5.2
 Dodge; D & W Pickup; 1980; V8-5.9
 Dodge; Ramcharger; 1980; V8-5.2
 Dodge; Ramcharger; 1980; V8-5.9
 Ply; Trailduster; 1980; V8-5.2
 Ply; Trailduster; 1980; V8-5.9

71133

Dodge; D & W Pickup; 1982-1980; V8-5.2
 Dodge; D & W Pickup; 1982-1980; V8-5.9
 Dodge; Ramcharger; 1982-1980; V8-5.2
 Ply; Trailduster; 1981-1980; V8-5.2

71134

Dodge; B Van; 1979; L6-225
 Dodge; B Van; 1979; V8-318
 Dodge; B Van; 1979; V8-360
 Dodge; CB Van; 1979; L6-225
 Dodge; CB Van; 1979; V8-318
 Dodge; CB Van; 1979; V8-360
 Dodge; MB Van; 1979; V8-360
 Dodge; MB Van; 1979; V8-440
 Ply; B Van; 1979; L6-225
 Ply; B Van; 1979; V8-318
 Ply; B Van; 1979; V8-360

71135

Dodge; B Van; 1984-1980; L6-3.7
 Dodge; B Van; 1984-1980; V8-5.2
 Dodge; B Van; 1984-1980; V8-5.9
 Dodge; CB Van; 1980; V8-5.2
 Dodge; CB Van; 1980; V8-5.9
 Dodge; MB Van; 1980; V8-5.9
 Ply; B Van; 1983-1979; L6-3.7
 Ply; B Van; 1983-1979; V8-5.2
 Ply; B Van; 1983-1979; V8-5.9

71137

Chry; Cordoba; 1983-1980; L6-3.7
 Chry; Cordoba; 1983-1980; V8-5.2
 Chry; Cordoba; 1980; V8-5.9
 Chry; Fifth Ave.; 1983; L6-3.7
 Chry; Fifth Ave.; 1989-1983; V8-5.2
 Chry; Imperial; 1983-1981; V8-5.2
 Chry; Lebaron; 1981-1980; L6-3.7
 Chry; New Yorker; 1982; L6-3.7
 Chry; New Yorker; 1982-1980; V8-5.2
 Chry; New Yorker; 1980; V8-5.9
 Chry; Newport; 1980; V8-5.9
 Dodge; Aspen; 1980; L6-3.7
 Dodge; Aspen; 1980; V8-5.2
 Dodge; Diplomat; 1983-1980; L6-3.7
 Dodge; Diplomat; 1989-1980; V8-5.2
 Dodge; Mirada; 1983-1980; L6-3.7
 Dodge; Mirada; 1983-1980; V8-5.2
 Dodge; Mirada; 1980; V8-5.9
 Dodge; St. Regis; 1980; V8-5.9
 Ply; Caravelle; 1984-1983; L4-2.2 (Canada)
 Ply; Caravelle; 1983-1980; L6-3.7 (Canada)
 Ply; Caravelle; 1985-1982; V8-5.2 (Canada)
 Ply; Caravelle; 1980; V8-5.2 (Canada)
 Ply; Caravelle Salon; 1989; V8-5.2 (Canada)
 Ply; Gran Fury; 1983-1980; L6-3.7
 Ply; Gran Fury; 1989-1980; V8-5.2
 Ply; Gran Fury; 1980; V8-5.9
 Ply; Volare; 1980; L6-3.7
 Ply; Volare; 1980; V8-5.2

71139

AmerMtrs; AMX; 1980; L6-4.2
 AmerMtrs; Concord; 1982-1980; L4-2.5
 AmerMtrs; Concord; 1983-1980; L6-4.2
 AmerMtrs; Eagle; 1983-1981; L4-2.5
 AmerMtrs; Eagle; 1988-1980; L6-4.2

71139 - Continued

AmerMtrs; Spirit; 1982-1980; L4-2.5
 AmerMtrs; Spirit; 1983-1980; L6-4.2

71144

Jeep; Cherokee; 1983-1984; V8-5.9
 Jeep; J Pickup; 1988-1980; V8-5.9
 Jeep; Wagoneer; 1983-1980; V8-5.9

71145

Chev; G Van; 1982-1980; L6-4.1
 Chev; G Van; 1982-1980; V8-5.0
 Chev; G Van; 1985-1980; V8-5.7
 Chev; G Van; 1980; V8-6.6
 GMC; G Van; 1982-1980; L6-4.1
 GMC; G Van; 1982-1980; V8-5.0
 GMC; G Van; 1985-1980; V8-5.7
 GMC; G Van; 1980; V8-6.6

71146

Jeep; Cherokee; 1983-1980; L6-4.2
 Jeep; Grand Wagoneer; 1986-1984; L6-4.2
 Jeep; J Pickup; 1987-1980; L6-4.2
 Jeep; Wagoneer; 1983-1980; L6-4.2

71147

Chev; P Van; 1989-1980; L6-4.8
 GMC; P Van; 1989-1980; L6-4.8

71148

Chev; C&K Pickup; 1986-1987; V8-7.4
 Chev; Suburban; 1991-1980; V8-7.4
 GMC; C&K Pickup; 1986-1987; V8-7.4
 GMC; Suburban; 1991-1980; V8-7.4

71149

Checker; Marathon; 1979-1978; L6-250

71151

Dodge; D & W Pickup; 1982-1980; L6-3.7
 Dodge; Ramcharger; 1980; L6-3.7
 Ply; Trailduster; 1980; L6-3.7

71153

Intnatl; Scout II; 1980; L6-3.2 Dsl
 Intnatl; Scout II; 1980; V8-5.0
 Intnatl; Scout II; 1980; V8-5.6
 Jeep; Cherokee; 1987; L4-2.1 Dsl
 Jeep; Comanche; 1987; L4-2.1 Dsl
 Jeep; Wagoneer; 1987; L4-2.1 Dsl

71155

Ford; Mustang; 1980-1979; L4-2.3
 Ford; Mustang; 1979; V6-171
 Merc; Capri; 1980-1979; L4-2.3
 Merc; Capri; 1979; V6-171

71156

Chry; Cordoba; 1979-1975; V8-318
 Chry; Cordoba; 1979-1975; V8-360
 Chry; Cordoba; 1975; V8-400
 Chry; Lebaron; 1979; L6-225
 Chry; Lebaron; 1979-1977; V8-318
 Chry; Lebaron; 1979; V8-360
 Chry; New Yorker; 1979-1977; V8-360
 Chry; Newport; 1979; L6-225
 Chry; Newport; 1979; V8-318
 Chry; Newport; 1979-1977; V8-360
 Chry; Town & Country; 1977; V8-400
 Chry; Town & Country; 1977; V8-440
 Dodge; Aspen; 1979-1976; L6-225
 Dodge; Aspen; 1978-1976; V8-360
 Dodge; Charger; 1978-1976; V8-360
 Dodge; Coronet; 1976; V8-318
 Dodge; Coronet; 1976-1975; V8-360

SYSTEM
 PUMP &
 GEAR
 IDENT.

SYSTEM &
 COM-
 PONENT
 IDENT.

PASS.
 CARS

LIGHT
 TRUCKS

MEDIUM/
 HEAVY
 TRUCKS

BUSES

HOSE
 NUMER-
 ICAL

REPAIR
 KITS

KIT
 NUMER-
 ICAL

ILLUSTRATIONS

Numerical Listing - Power Steering Hose Assemblies and End Fittings

	71156 - Continued	71180 - Continued	71191
SYSTEM PUMP & GEAR IDENT.	Dodge; Coronet; 1975; V8-440 Dodge; Diplomat; 1979; L6-225 Dodge; Diplomat; 1979-1977; V8-318 Dodge; Diplomat; 1979; V8-360 Dodge; Magnum; 1979-1978; V8-318 Dodge; Magnum; 1978-1979; V8-400 Dodge; St. Regis; 1979; V8-318 Dodge; St. Regis; 1979; V8-360 Ply; Caravelle; 1979; L6-225 (Canada) Ply; Caravelle; 1979; V8-318 (Canada) Ply; Duster; 1976-1975; V8-318 Ply; Volare; 1979; L6-225 Ply; Volare; 1979-1976; V8-318 Ply; Volare; 1979-1977; V8-360	Ford; Granada; 1982; V6-3.8 Ford; Ltd; 1986-1983; L4-2.3 Ford; Ltd; 1983; L6-3.3 Ford; Ltd; 1986-1983; V6-3.8 Ford; Ltd; 1986-1984; V8-5.0 Ford; Mustang; 1986-1982; L4-2.3 Ford; Mustang; 1982; L6-3.3 Ford; Mustang; 1986-1982; V6-3.8 Ford; Mustang; 1989-1982; V8-5.0 Ford; Thunderbird; 1986-1981; L4-2.3 Ford; Thunderbird; 1986-1984; V6-3.8 Ford; Thunderbird; 1982; V6-3.8 Ford; Thunderbird; 1982-1981; V8-4.2 Ford; Thunderbird; 1988-1983; V8-5.0 Ford; Thunderbird; 1981; V8-5.0 Linc; Continental; 1987-1984; V8-5.0 Linc; Mark VII; 1989-1984; V8-5.0 Merc; Capri; 1986-1982; L4-2.3 Merc; Capri; 1982; L6-3.3 Merc; Capri; 1986-1981; V6-3.8 Merc; Capri; 1986-1982; V8-5.0 Merc; Cougar; 1986-1984; L4-2.3 Merc; Cougar; 1982-1981; L6-3.3 Merc; Cougar; 1986-1984; V6-3.8 Merc; Cougar; 1982; V6-3.8 Merc; Cougar; 1982-1981; V8-4.2 Merc; Cougar; 1988-1983; V8-5.0 Merc; Cougar; 1981; V8-5.0 Merc; Marquis; 1986-1983; L4-2.3 Merc; Marquis; 1983; L6-3.3 Merc; Marquis; 1986-1983; V6-3.8 Merc; Marquis; 1985; V8-5.0 (Canada) Merc; Zephyr; 1983-1982; L4-2.3 Merc; Zephyr; 1982; V8-4.2	Buick; Century; 1982; V6-3.0 Olds; Cutlass Ciera; 1982; V6-3.0
SYSTEM & COMPONENT IDENT.	71157	71181	71193
PASS. CARS	Cad; Deville; 1982-1981; V6-4.1	Buick; Skyhawk; 1982; L4-1.8 Buick; Skyhawk; 1984-1982; L4-2.0 Cad; Cimarron; 1982; L4-1.8 Cad; Cimarron; 1984-1983; L4-2.0 Chev; Cavalier; 1982; L4-1.8 Chev; Cavalier; 1984-1983; L4-2.0 Olds; Firenza; 1982; L4-1.8 Olds; Firenza; 1984-1983; L4-2.0 Pont; J2000; 1982; L4-1.8 Pont; 2000; 1983-1984; L4-2.0	Ford; Escort; 1985-1981; L4-1.6 Ford; Escort; 1985; L4-1.9 Ford; EXP; 1985-1982; L4-1.6 Merc; LN7; 1983-1982; L4-1.6 Merc; Lynx; 1985-1981; L4-1.6 Merc; Lynx; 1986-1985; L4-1.9
LIGHT TRUCKS	71158	71182	71194
	Chev; G Van; 1982-1981; L6-4.1 GMC; G Van; 1982-1981; L6-4.1	Buick; Regal; 1985-1983; V6-3.8 Buick; Regal; 1983-1981; V8-5.7 Dsl	Linc; Continental; 1982; V6-3.8 Linc; Continental; 1986-1985; V8-5.0 Linc; Continental; 1983-1982; V8-5.0 Linc; Mark VII; 1985; V8-5.0
MEDIUM/HEAVY TRUCKS	71159	71183	71195
	Buick; Skylark; 1981; L4-2.5 Chev; Citation; 1981; L4-2.5 Olds; Omega; 1981; L4-2.5 Pont; Phoenix; 1981; L4-2.5	Buick; Regal; 1985-1983; V6-3.8 Buick; Regal; 1983-1981; V8-5.7 Dsl	Chev; Blazer Compact; 1984-1983; L4-1.9 Chev; S Pickup; 1985-1982; L4-1.9 GMC; Jimmy Compact; 1984-1983; L4-1.9 GMC; S Pickup; 1985-1982; L4-1.9
BUSES	71160	71184	71196
	Ford; Escort; 1981; L4-1.6 Merc; Lynx; 1981; L4-1.6	Buick; Riviera; 1985-1982; V8-5.0 Buick; Riviera; 1985-1982; V8-5.7 Dsl Cad; Eldorado; 1985-1982; V8-5.7 Dsl Cad; Seville; 1985-1982; V8-5.7 Dsl Olds; Toronado; 1985-1982; V8-5.7 Dsl	Linc; Continental; 1982; V6-3.8
HOSE NUMERICAL	71161	71185	71197
	Toy.; Celica; 1981; L4-2.4	Buick; Regal; 1985-1983; V6-3.8 Buick; Regal; 1983-1981; V8-5.7 Dsl	Linc; Continental; 1982; V6-3.8
REPAIR KITS	71162	71186	71198
	Toy.; Celica; 1980-1978; L4-2.2 Toy.; Corona; 1980-1979; L4-2.2	Buick; Century; 1986-1982; L4-2.5 Buick; Skylark; 1985-1982; L4-2.5 Chev; Celebrity; 1986-1982; L4-2.5 Chev; Citation; 1985-1982; L4-2.5 Olds; Cutlass Ciera; 1986-1982; L4-2.5 Olds; Omega; 1984-1982; L4-2.5 Pont; Phoenix; 1984-1982; L4-2.5 Pont; 6000; 1986-1982; L4-2.5	Buick; Riviera; 1985-1982; V6-3.8 Buick; Riviera; 1984-1982; V6-4.1
KIT NUMERICAL	71163	71187	71199
	Toy.; Pickup; 1980; L4-2.2 Toy.; Pickup; 1983-1981; L4-2.2 Dsl Toy.; Pickup; 1979-1978; L4-134 Toy.; Pickup; 1983-1981; L4-2.4	Buick; Regal; 1985-1983; V6-3.8 Buick; Regal; 1983-1981; V8-5.7 Dsl	Buick; Electra; 1985-1981; V8-5.7 Dsl Buick; Lesabre; 1985-1981; V8-5.7 Dsl Chev; BelAir; 1981; V8-5.7 Dsl (Canada) Chev; Caprice; 1985-1981; V8-5.7 Dsl Chev; Impala; 1985-1981; V8-5.7 Dsl Olds; Custom Cruiser; 1985-1981; V8-5.7 Dsl Olds; Delta 88; 1985-1981; V8-5.7 Dsl Olds; Ninety Eight; 1984-1981; V8-5.7 Dsl Pont; Bonneville; 1981; V8-5.7 Dsl Pont; Catalina; 1981; V8-5.7 Dsl Pont; Laurentian; 1981; V8-5.7 Dsl (Canada) Pont; Parisienne; 1981; V8-5.7 Dsl (Canada)
ILLUSTRATIONS	71164	71188	71200
	Buick; Skylark; 1981; V6-2.8 Chev; Citation; 1981; V6-2.8 Olds; Omega; 1981; V6-2.8 Pont; Phoenix; 1981; V6-2.8	Buick; Century; 1986-1982; L4-2.5 Buick; Skylark; 1985-1982; L4-2.5 Chev; Celebrity; 1982; V6-2.8 Chev; Citation; 1982; V6-2.8 Olds; Cutlass Ciera; 1982; V6-2.8 (Canada) Olds; Omega; 1982; V6-2.8 Pont; Phoenix; 1982; V6-2.8 Pont; 6000; 1982; V6-2.8	Ford; E Van; 1979-1977; L6-300 Ford; E Van; 1979; V8-302 Ford; E Van; 1979-1977; V8-351 Ford; E Van; 1979-1977; V8-460
	71165	71189	71201
	Ford; Escort; 1981; L4-1.6 Merc; Lynx; 1981; L4-1.6	Buick; Century; 1982; V6-2.8 (Canada) Buick; Skylark; 1982; V6-2.8 Chev; Celebrity; 1982; V6-2.8 Chev; Citation; 1982; V6-2.8 Olds; Cutlass Ciera; 1982; V6-2.8 (Canada) Olds; Omega; 1982; V6-2.8 Pont; Phoenix; 1982; V6-2.8 Pont; 6000; 1982; V6-2.8	Ford; E Van; 1982-1980; L6-4.9 Ford; E Van; 1982-1980; V8-5.0 Ford; E Van; 1982-1980; V8-5.8 Ford; E Van; 1982-1980; V8-6.6 Ford; E Van; 1982-1980; V8-7.5
	71166	71190	71202
	Toy.; Celica; 1981; L4-2.4	Chev; Malibu; 1982; V8-5.7 Dsl Chev; Monte Carlo; 1982; V8-5.7 Dsl Olds; Cutlass; 1982-1980; V8-5.7 Dsl Pont; Grand Prix; 1981; V8-5.7 Dsl	Ford; E Van; 1986-1982; L6-4.9 Ford; E Van; 1995; V8-5.0 Ford; E Van; 1986-1982; V8-5.0 Ford; E Van; 1995-1988; V8-5.8 Ford; E Van; 1986-1982; V8-5.8 Ford; E Van; 1982; V8-6.6 Ford; E Van; 1987-1983; V8-6.9 Dsl Ford; E Van; 1990-1982; V8-7.3 Dsl Ford; E350; 1989; V8-5.8
	71167		
	Toy.; Celica; 1980-1978; L4-2.2 Toy.; Corona; 1980-1979; L4-2.2		
	71168		
	Toy.; Pickup; 1980-1978; L4-2.2		
	71169		
	Toy.; Celica; 1981-1978; L6-2.8 Toy.; Cressida; 1982-1981; L6-2.8		
	71170		
	Honda; Accord; 1981-1980; L4-1.6 (Canada) Honda; Accord; 1978; L4-98 Honda; Accord; 1981-1979; L4-1.8		
	71171		
	Toy.; Corolla; 1983-1980; L4-1.6		
	71172		
	Toy.; Celica; 1981-1978; L6-2.8 Toy.; Cressida; 1982-1981; L6-2.8		
	71173		
	Toy.; Corolla; 1983-1980; L4-1.6		
	71174		
	Honda; Accord; 1981-1980; L4-1.6 (Canada) Honda; Accord; 1978; L4-98 Honda; Accord; 1981-1979; L4-1.8		
	71175		
	Ford; Fairmont; 1983-1982; L4-2.3 Ford; Fairmont; 1982; V8-4.2 Ford; Granada; 1982; L4-2.3 Ford; Granada; 1982; L6-3.3		

Numerical Listing - Power Steering Hose Assemblies and End Fittings

71203	71206 - Continued	71206 - Continued		
Chev; Blazer Compact; 1984-1983; L4-2.0 GMC; Jimmy Compact; 1984-1983; L4-2.0	AmerMtrs; Rebel; 1970; V8-360 AmerMtrs; Rebel; 1970-1969; V8-390 AmerMtrs; Spirit; 1979; L4-121 AmerMtrs; Spirit; 1982-1979; L4-2.5 AmerMtrs; Spirit; 1983-1979; L6-4.2 AmerMtrs; Spirit; 1979; V8-304 Asuna; Sunfire; 1993; L4-1.8 (Canada) Audi; 100; 1992; V6-2.8 Buick; Apollo; 1975-1973; L6-250 Buick; Apollo; 1975; V8-260 Buick; Apollo; 1975-1973; V8-350 Buick; Centurion; 1973-1971; V8-350 Buick; Century; 1979-1975; V6-196 Buick; Century; 1979; V8-301 Buick; Century; 1979-1977; V8-305 Buick; Century; 1979-1973; V8-350 Buick; Century; 1977; V8-403 Buick; Century; 1974-1973; V8-455 Buick; Electra; 1979-1960; V8-350 Buick; Electra; 1979-1965; V8-403 Buick; Electra; 1969-1967; V8-430 Buick; Electra; 1976-1970; V8-455 Buick; Invicta; 1963-1960; V8-401 Buick; Lesabre; 1970; L6-250 Buick; Lesabre; 1979-1964; V6-231 Buick; Lesabre; 1979-1966; V8-301 Buick; Lesabre; 1979-1968; V8-350 Buick; Lesabre; 1961-1960; V8-364 Buick; Lesabre; 1975-1962; V8-400 Buick; Lesabre; 1978-1970; V8-403 Buick; Regal; 1979-1975; V6-196 Buick; Regal; 1979; V8-301 Buick; Regal; 1979-1977; V8-305 Buick; Regal; 1977-1973; V8-350 Buick; Riviera; 1979; V6-231 Buick; Riviera; 1979-1977; V8-350 Buick; Riviera; 1965-1963; V8-401 Buick; Riviera; 1978-1963; V8-403 Buick; Riviera; 1969-1967; V8-430 Buick; Riviera; 1976-1970; V8-455 Buick; Skyhawk; 1979-1975; V6-231 Buick; Skylark; 1971-1964; L6-250 Buick; Skylark; 1979-1975; V6-231 Buick; Skylark; 1963-1961; V8-215 Buick; Skylark; 1976-1975; V8-260 Buick; Skylark; 1967-1964; V8-300 Buick; Skylark; 1977; V8-301 Buick; Skylark; 1979-1977; V8-305 Buick; Skylark; 1967-1966; V8-340 Buick; Skylark; 1979-1975; V8-350 Buick; Skylark; 1972-1968; V8-350 Buick; Special; 1963-1962; V6-198 Buick; Special; 1967-1961; V6-225 Buick; Special; 1967-1964; V8-300 Buick; Special; 1969-1968; V8-350 Buick; Wildcat; 1966-1964; V8-401 Buick; Wildcat; 1966-1964; V8-425 Buick; Wildcat; 1969-1967; V8-430 Buick; Wildcat; 1970; V8-455 Cad; Calais; 1967-1965; V8-429 Cad; Calais; 1974-1968; V8-472 Cad; Calais; 1976-1975; V8-500 Cad; Deville; 1979; V8-350 Dsl Cad; Deville; 1979-1977; V8-425 Cad; Deville; 1967-1965; V8-429 Cad; Deville; 1974-1968; V8-472 Cad; Deville; 1976-1975; V8-500 Cad; Eldorado; 1979; V8-350 Cad; Eldorado; 1979-1977; V8-350 Dsl Cad; Eldorado; 1969-1968; V8-472 Cad; Eldorado; 1976-1970; V8-500 Cad; Fleetwood; 1979; V8-350 Dsl Cad; Fleetwood; 1979-1977; V8-425 Cad; Fleetwood; 1974-1968; V8-472 Cad; Fleetwood; 1976-1975; V8-500 Cad; Fleetwood 75; 1963; V8-390 Cad; Fleetwood 75; 1967-1963; V8-429 Cad; Fleetwood Sixty Special; 1967-1964; V8-429 Cad; Seville; 1979-1976; V8-350 Cad; Seville; 1979-1978; V8-350 Dsl Checker; Deluxe; 1969; L6-250	Checker; Deluxe; 1969; V8-327 Checker; Deluxe; 1969-1965; V8-350 Checker; Marathon; 1979-1969; L6-250 Checker; Marathon; 1967-1965; V8-283 Checker; Marathon; 1979-1977; V8-305 Checker; Marathon; 1968-1966; V8-307 Checker; Marathon; 1979-1969; V8-350 Chev; Beaumont; 1966-1965; L6-194 (Canada) Chev; Beaumont; 1968; L6-230 (Canada) Chev; Beaumont; 1966-1965; L6-230 (Canada) Chev; Beaumont; 1969-1965; L6-250 (Canada) Chev; Beaumont; 1969-1965; V8-307 (Canada) Chev; Beaumont; 1969-1966; V8-350 (Canada) Chev; Beaumont; 1966-1965; V8-427 (Canada) Chev; BelAir; 1959-1958; L6-235 Chev; BelAir; 1973-1965; L6-250 Chev; BelAir; 1979-1977; L6-250 (Canada) Chev; BelAir; 1967-1965; V8-283 Chev; BelAir; 1959-1977; V8-283 Chev; BelAir; 1968-1965; V8-307 Chev; BelAir; 1959-1958; V8-348 Chev; BelAir; 1975-1969; V8-350 Chev; BelAir; 1979-1976; V8-350 (Canada) Chev; BelAir; 1969-1965; V8-396 Chev; BelAir; 1975-1970; V8-400 Chev; BelAir; 1976; V8-400 (Canada) Chev; BelAir; 1972-1971; V8-402 Chev; BelAir; 1969-1966; V8-427 Chev; BelAir; 1975-1970; V8-454 Chev; BelAir; 1976-1965; V8-454 (Canada) Chev; Biscayne; 1959-1958; L6-235 Chev; Biscayne; 1972-1965; L6-250 Chev; Biscayne; 1973; L6-250 (Canada) Chev; Biscayne; 1967-1965; V8-283 Chev; Biscayne; 1959-1958; V8-283 Chev; Biscayne; 1968-1965; V8-307 Chev; Biscayne; 1959-1958; V8-348 Chev; Biscayne; 1972-1969; V8-350 Chev; Biscayne; 1975-1973; V8-350 (Canada) Chev; Biscayne; 1969-1965; V8-396 Chev; Biscayne; 1972-1970; V8-400 Chev; Biscayne; 1975-1971; V8-400 (Canada) Chev; Biscayne; 1969-1966; V8-427 Chev; Biscayne; 1972-1970; V8-454 Chev; Biscayne; 1975-1973; V8-454 (Canada) Chev; Blazer; 1979-1969; L6-250 Chev; Blazer; 1979-1977; V8-305 Chev; Blazer; 1973-1969; V8-307 Chev; Blazer; 1979-1969; V8-350 Chev; Blazer; 1979-1975; V8-400 Chev; C&K Pickup; 1979-1969; L6-292 Chev; C&K Pickup; 1979-1977; V8-305 Chev; C&K Pickup; 1973-1969; V8-307 Chev; C&K Pickup; 1979-1969; V8-350 Chev; C&K Pickup; 1979-1978; V8-350 Dsl Chev; C&K Pickup; 1970-1969; V8-396 Chev; C&K Pickup; 1979-1975; V8-400 Chev; C&K Pickup; 1970; V8-400 Chev; C&K Pickup; 1972-1971; V8-402 Chev; C&K Pickup; 1979-1973; V8-454 Chev; Camaro; 1979-1967; L6-250 Chev; Camaro; 1969-1967; V8-302 Chev; Camaro; 1979-1976; V8-305 Chev; Camaro; 1973-1969; V8-307 Chev; Camaro; 1969-1967; V8-327 Chev; Camaro; 1979-1967; V8-350 Chev; Camaro; 1969-1967; V8-396 Chev; Camaro; 1971-1969; V8-400 Chev; Camaro; 1967; V8-427 Chev; Caprice; 1979-1977; L6-250 Chev; Caprice; 1967-1966; V8-283 Chev; Caprice; 1979-1977; V8-305 Chev; Caprice; 1968-1966; V8-307 Chev; Caprice; 1979-1969; V8-350 Chev; Caprice; 1969-1966; V8-396 Chev; Caprice; 1976-1970; V8-400 Chev; Caprice; 1972-1971; V8-402 Chev; Caprice; 1969-1966; V8-427 Chev; Caprice; 1976-1970; V8-454 Chev; Chevelle; 1966-1964; L6-194 Chev; Chevelle; 1969-1964; L6-230 Chev; Chevelle; 1973-1967; L6-250	SYSTEM PUMP & GEAR IDENT.	SYSTEM & COM- PONENT IDENT.
71205			PASS. CARS	
Mer-Benz; 240D; 1983-1977; L4-2.4 Dsl Mer-Benz; 300CD; 1983-1978; L5-3.0 Dsl Mer-Benz; 300D; 1983-1977; L5-3.0 Dsl Mer-Benz; 300SD; 1983-1978; L5-3.0 Dsl Mer-Benz; 300TD; 1983-1979; L5-3.0 Dsl			LIGHT TRUCKS	
71206			MEDIUM/ HEAVY TRUCKS	
Acura; Integra; 1989-1986; L4-1.6 Acura; Integra; 1993-1992; L4-1.7 Acura; Integra; 1995-1990; L4-1.8 Acura; Legend; 1987-1986; V6-2.5 Acura; Legend; 1990-1987; V6-2.7 Acura; Legend; 1995-1991; V6-3.2 Acura; TL; 1995; L5-2.5 AmerMtrs; Ambassador; 1971; L6-258 AmerMtrs; Ambassador; 1966; V8-287 AmerMtrs; Ambassador; 1969-1967; V8-290 AmerMtrs; Ambassador; 1974-1970; V8-304 AmerMtrs; Ambassador; 1966; V8-327 AmerMtrs; Ambassador; 1969-1967; V8-343 AmerMtrs; Ambassador; 1974-1970; V8-360 AmerMtrs; Ambassador; 1970-1968; V8-390 AmerMtrs; Ambassador; 1974-1971; V8-401 AmerMtrs; American; 1968-1966; L6-199 AmerMtrs; American; 1968-1966; L6-232 AmerMtrs; American; 1968-1967; V8-290 AmerMtrs; AMX; 1980-1978; L6-4.2 AmerMtrs; AMX; 1969-1978; V8-290 AmerMtrs; AMX; 1974-1972; V8-304 AmerMtrs; AMX; 1969-1968; V8-343 AmerMtrs; AMX; 1974-1970; V8-360 AmerMtrs; AMX; 1970-1968; V8-390 AmerMtrs; AMX; 1974-1966; V8-401 AmerMtrs; Concord; 1979-1978; L4-121 AmerMtrs; Concord; 1982-1978; L4-2.5 AmerMtrs; Concord; 1983-1978; L6-4.2 AmerMtrs; Eagle; 1984-1981; L4-2.5 AmerMtrs; Eagle; 1988-1980; L6-4.2 AmerMtrs; Gremlin; 1978-1977; L4-121 AmerMtrs; Gremlin; 1970; L6-199 AmerMtrs; Gremlin; 1978-1970; L6-232 AmerMtrs; Gremlin; 1978-1971; L6-258 AmerMtrs; Gremlin; 1976-1972; V8-304 AmerMtrs; Hornet; 1970; L6-199 AmerMtrs; Hornet; 1977-1970; L6-232 AmerMtrs; Hornet; 1977-1971; L6-258 AmerMtrs; Hornet; 1977-1970; V8-304 AmerMtrs; Hornet; 1974-1971; V8-360 AmerMtrs; Javelin; 1974-1968; L6-232 AmerMtrs; Javelin; 1974-1971; L6-258 AmerMtrs; Javelin; 1969-1968; V8-290 AmerMtrs; Javelin; 1974-1968; V8-304 AmerMtrs; Javelin; 1974-1970; V8-360 AmerMtrs; Javelin; 1970-1968; V8-390 AmerMtrs; Javelin; 1974-1971; V8-401 AmerMtrs; Marlin; 1967; L6-232 AmerMtrs; Matador; 1974-1971; L6-232 AmerMtrs; Matador; 1978-1971; L6-258 AmerMtrs; Matador; 1977-1971; V8-304 AmerMtrs; Matador; 1978-1971; V8-360 AmerMtrs; Matador; 1976-1971; V8-401 AmerMtrs; Pacer; 1978-1975; L6-232 AmerMtrs; Pacer; 1980-1975; L6-4.2 AmerMtrs; Pacer; 1979-1978; V8-304 AmerMtrs; Rambler; 1969; L6-199 AmerMtrs; Rambler; 1969; L6-232 AmerMtrs; Rambler; 1969; V8-290 AmerMtrs; Rambler; 1969; V8-390 AmerMtrs; Rambler Classic; 1966; L6-199 AmerMtrs; Rambler Classic; 1966; L6-232 AmerMtrs; Rambler Classic; 1966; V8-287 AmerMtrs; Rambler Classic; 1966; V8-290 AmerMtrs; Rambler Classic; 1966; V8-327 AmerMtrs; Rebel; 1970-1967; L6-232 AmerMtrs; Rebel; 1969-1967; V8-290 AmerMtrs; Rebel; 1970-1967; V8-304			BUSES	
			HOSE NUMER- ICAL	
			REPAIR KITS	
			KIT NUMER- ICAL	
			ILLUST- RATIONS	

Numerical Listing - Power Steering Hose Assemblies and End Fittings

	71206 - Continued	71206 - Continued	71206 - Continued
SYSTEM PUMP & GEAR IDENT.	Chev; Chevelle; 1967-1964; V8-283 Chev; Chevelle; 1976; V8-305 Chev; Chevelle; 1973-1968; V8-307 Chev; Chevelle; 1968-1964; V8-327 Chev; Chevelle; 1976-1969; V8-350 Chev; Chevelle; 1969-1974; V8-396 Chev; Chevelle; 1971-1970; V8-400 Chev; Chevelle; 1974-1970; V8-454 Chev; Chevy II; 1968-1965; L4-153 Chev; Chevy II; 1967-1965; L6-194 Chev; Chevy II; 1968-1965; L6-230 Chev; Chevy II; 1968-1967; L6-250 Chev; Chevy II; 1967-1965; V8-283 Chev; Chevy II; 1968; V8-307 Chev; Chevy II; 1968-1965; V8-327 Chev; Chevy II; 1968; V8-350 Chev; Chevy II; 1968; V8-396 Chev; Corvette; 1968-1963; V8-327 Chev; Corvette; 1979-1969; V8-350 Chev; Corvette; 1965; V8-396 Chev; Corvette; 1969-1966; V8-427 Chev; Corvette; 1974-1970; V8-454 Chev; El Camino; 1969-1964; L6-230 Chev; El Camino; 1977-1975; L6-250 Chev; El Camino; 1973-1967; L6-250 Chev; El Camino; 1979; V6-200 Chev; El Camino; 1967-1964; V8-283 Chev; El Camino; 1979-1976; V8-305 Chev; El Camino; 1973-1968; V8-307 Chev; El Camino; 1968-1964; V8-327 Chev; El Camino; 1979-1967; V8-350 Chev; El Camino; 1976-1974; V8-400 Chev; El Camino; 1972-1970; V8-402 Chev; El Camino; 1975-1970; V8-454 Chev; G Van; 1979-1971; L6-250 Chev; G Van; 1978-1974; L6-292 Chev; G Van; 1979-1977; V8-305 Chev; G Van; 1973-1971; V8-307 Chev; G Van; 1979-1971; V8-350 Chev; G Van; 1979-1975; V8-400 Chev; Impala; 1965; L6-230 Chev; Impala; 1959; L6-235 Chev; Impala; 1979-1977; L6-250 Chev; Impala; 1973-1965; L6-250 Chev; Impala; 1967-1965; V8-283 Chev; Impala; 1959; V8-283 Chev; Impala; 1979-1977; V8-305 Chev; Impala; 1968-1965; V8-307 Chev; Impala; 1959; V8-348 Chev; Impala; 1979-1969; V8-350 Chev; Impala; 1969-1970; V8-396 Chev; Impala; 1972-1971; V8-402 Chev; Impala; 1969-1966; V8-427 Chev; Impala; 1976-1970; V8-454 Chev; Malibu; 1977-1973; L6-250 Chev; Malibu; 1979; V6-200 Chev; Malibu; 1979-1976; V8-305 Chev; Malibu; 1973; V8-307 Chev; Malibu; 1979-1973; V8-350 Chev; Malibu; 1976-1973; V8-400 Chev; Monte Carlo; 1979; V6-200 Chev; Monte Carlo; 1979-1970; V8-305 Chev; Monte Carlo; 1976-1970; V8-400 Chev; Monte Carlo; 1972-1970; V8-402 Chev; Monte Carlo; 1975-1970; V8-454 Chev; Monza; 1977-1975; L4-140 Chev; Monza; 1979-1978; L4-151 Chev; Monza; 1976-1975; V8-262 Chev; Monza; 1979-1975; V8-305 Chev; Nova; 1970-1969; L6-230 Chev; Nova; 1979-1969; L6-250 Chev; Nova; 1975; V8-262 Chev; Nova; 1979-1976; V8-305 Chev; Nova; 1973-1969; V8-307 Chev; Nova; 1979-1970; V8-350 Chev; P Van; 1974-1973; L6-250 Chev; P Van; 1979-1973; L6-292 Chev; P Van; 1973-1970; V8-307 Chev; P Van; 1979-1970; V8-350 Chev; P Van; 1972-1971; V8-402 Chev; P Van; 1979-1973; V8-454 Chev; S Pickup; 1994; L4-2.2	Chev; Suburban; 1980-1969; L6-4.1 Chev; Suburban; 1979-1977; L6-292 Chev; Suburban; 1973-1969; V8-307 Chev; Suburban; 1979-1969; V8-350 Chev; Suburban; 1978; V8-350 Dsl Chev; Suburban; 1970-1969; V8-396 Chev; Suburban; 1979-1975; V8-400 Chev; Suburban; 1970; V8-400 Chev; Suburban; 1972-1971; V8-402 Chev; Suburban; 1979-1973; V8-454 Chev; Vega; 1976-1975; L4-122 Chev; Vega; 1977-1971; L4-140 Chry; Cirrus; 1995; L4-2.4 Chry; Cirrus; 1995; V6-2.5 Chry; Conquest; 1989-1987; L4-2.6 Chry; Cordoba; 1983-1980; L6-3.7 Chry; Cordoba; 1983-1975; V8-5.2 Chry; Cordoba; 1980-1975; V8-5.9 Chry; Cordoba; 1978-1975; V8-400 Chry; Daytona; 1993-1992; L4-2.2 (Canada) Chry; Daytona; 1990-1984; L4-2.2 (Canada) Chry; Daytona; 1993-1987; L4-2.5 (Canada) Chry; Daytona; 1993-1990; V6-3.0 (Canada) Chry; Dynasty; 1992-1988; L4-2.5 (Canada) Chry; Dynasty; 1990-1988; V6-3.0 (Canada) Chry; Dynasty; 1993-1990; V6-3.3 (Canada) Chry; E Class; 1984-1983; L4-2.2 Chry; Executive; 1986-1983; L4-2.2 (Canada) Chry; Fifth Ave.; 1983; L6-3.7 Chry; Fifth Ave.; 1989-1983; V8-5.2 Chry; Imperial; 1991-1990; V6-3.3 Chry; Imperial; 1993-1991; V6-3.8 Chry; Imperial; 1983-1981; V8-5.2 Chry; Imperial; 1975-1967; V8-440 Chry; Laser; 1986-1984; L4-2.2 Chry; Laser; 1986; L4-2.5 Chry; Lebaron; 1990-1982; L4-2.2 Chry; Lebaron; 1994-1978; L4-2.5 Chry; Lebaron; 1994-1993; V6-3.0 Chry; Lebaron; 1981-1977; V8-5.2 Chry; Lebaron; 1979-1983; V8-360 Chry; New Yorker; 1987-1982; L4-2.5 Chry; New Yorker; 1989-1988; V6-3.0 Chry; New Yorker; 1993-1990; V6-3.3 Chry; New Yorker; 1993-1991; V6-3.8 Chry; New Yorker; 1982-1977; V8-5.2 Chry; New Yorker; 1967-1975; V8-383 Chry; New Yorker; 1978-1967; V8-440 Chry; Newport; 1981-1979; L6-3.7 Chry; Newport; 1981-1974; V8-5.2 Chry; Newport; 1972-1971; V8-360 Chry; Newport; 1971-1972; V8-383 Chry; Newport; 1978-1967; V8-440 Chry; Sebring; 1995; L4-2.0 Chry; Sebring; 1995; V6-2.5 Chry; TC Maserati; 1990-1982; L4-2.2 Chry; Town & Country; 1988-1978; L4-2.5 Chry; Town & Country; 1981-1978; V8-5.2 Chry; Town & Country; 1971; V8-383 Chry; Town & Country; 1977-1975; V8-400 Chry; Town & Country; 1972; V8-400 Chry; Town & Country; 1977-1971; V8-440 Chry; Town & Country Van; 1990; V6-3.0 Chry; Town & Country Van; 1993-1990; V6-3.3 Chry; Town & Country Van; 1995-1994; V6-3.8 Chry; 300; 1971-1967; V8-440 Daihatsu; Charade; 1992-1989; L3-1.0 Daihatsu; Charade; 1992-1989; L4-1.3 Daihatsu; Rocky; 1992-1990; L4-1.6 Dodge; Aries; 1987-1981; L4-2.2 Dodge; Aries; 1987-1981; L4-2.5 Dodge; Aries America; 1989-1988; L4-2.2 Dodge; Aspen; 1980-1976; L6-3.7 Dodge; Aspen; 1980-1976; V8-5.2 Dodge; Aspen; 1979-1976; V8-360 Dodge; Avenger; 1995; L4-2.0 Dodge; Avenger; 1995; V6-2.5 Dodge; B Van; 1987-1973; L6-3.7 Dodge; B Van; 1989-1973; V6-3.9 Dodge; B Van; 1989-1973; V8-5.9 Dodge; B Van; 1978-1976; V8-400 Dodge; B Van; 1978-1975; V8-440	Dodge; Caravan; 1995-1978; V6-3.3 Dodge; CB Van; 1979-1973; L6-225 Dodge; CB Van; 1980-1973; V8-5.2 Dodge; CB Van; 1980-1973; V8-5.9 Dodge; CB Van; 1977-1987; V8-400 Dodge; Challenger; 1971-1970; L6-198 Dodge; Challenger; 1972-1970; L6-225 Dodge; Challenger; 1974-1970; V8-318 Dodge; Challenger; 1973-1970; V8-340 Dodge; Challenger; 1974; V8-360 Dodge; Challenger; 1971-1970; V8-383 Dodge; Challenger; 1970; V8-426 Dodge; Charger; 1986-1983; L4-1.6 Dodge; Charger; 1983; L4-1.7 Dodge; Charger; 1987-1983; L4-2.2 Dodge; Charger; 1976; L6-225 Dodge; Charger; 1974-1968; L6-225 Dodge; Charger; 1966; V8-273 Dodge; Charger; 1978-1966; V8-318 Dodge; Charger; 1973-1972; V8-340 Dodge; Charger; 1978-1974; V8-360 Dodge; Charger; 1966; V8-361 Dodge; Charger; 1971-1966; V8-383 Dodge; Charger; 1978-1966; V8-400 Dodge; Charger; 1974-1967; V8-440 Dodge; Colt; 1994-1985; L4-1.5 Dodge; Colt; 1995; L4-1.5 (Canada) Dodge; Colt; 1990-1985; L4-1.6 Dodge; Colt; 1979-1978; L4-98 Dodge; Colt; 1994-1993; L4-1.8 Dodge; Colt; 1990-1989; L4-1.8 Dodge; Colt; 1991-1985; L4-2.0 Dodge; Colt; 1994-1993; L4-2.4 (Canada) Dodge; Colt; 1979-1978; L4-156 Dodge; Conquest; 1986-1984; L4-2.6 Dodge; Coronet; 1976-1965; L6-225 Dodge; Coronet; 1968-1965; V8-273 Dodge; Coronet; 1973-1972; V8-340 Dodge; Coronet; 1976-1974; V8-360 Dodge; Coronet; 1966-1965; V8-361 Dodge; Coronet; 1971-1973; V8-383 Dodge; Coronet; 1970-1967; V8-440 Dodge; D & W Pickup; 1971-1970; L6-198 Dodge; D & W Pickup; 1987-1982; L6-3.7 Dodge; D & W Pickup; 1980-1970; L6-3.7 Dodge; D & W Pickup; 1979-1978; L6-243 Dsl Dodge; D & W Pickup; 1987-1970; V8-5.2 Dodge; D & W Pickup; 1987-1971; V8-5.9 Dodge; D & W Pickup; 1971-1970; V8-383 Dodge; D & W Pickup; 1978-1972; V8-400 Dodge; D & W Pickup; 1978-1973; V8-440 Dodge; Dart; 1969-1967; L6-170 Dodge; Dart; 1974-1970; L6-198 Dodge; Dart; 1976-1967; L6-225 Dodge; Dart; 1969-1967; V8-273 Dodge; Dart; 1976-1968; V8-318 Dodge; Dart; 1973-1968; V8-340 Dodge; Dart; 1976-1974; V8-360 Dodge; Dart; 1969-1968; V8-383 Dodge; Daytona; 1993-1992; L4-2.2 Dodge; Daytona; 1990-1984; L4-2.2 Dodge; Daytona; 1993-1986; L4-2.5 Dodge; Daytona; 1993-1990; V6-3.0 Dodge; Diplomat; 1983-1977; L6-3.7 Dodge; Diplomat; 1979-1978; V8-360 Dodge; Dynasty; 1993-1988; L4-2.5 Dodge; Dynasty; 1993-1988; V6-3.0 Dodge; Dynasty; 1993-1987; V6-3.3 Dodge; Grand Caravan; 1987; L4-2.2 Dodge; Grand Caravan; 1989-1987; L4-2.5 Dodge; Grand Caravan; 1995-1992; V6-3.0 Dodge; Grand Caravan; 1989-1987; V6-3.0 Dodge; Grand Caravan; 1995-1990; V6-3.3 Dodge; Grand Caravan; 1995-1973; V6-3.8 Dodge; Lancer; 1989-1985; L4-2.2 Dodge; Lancer; 1989-1986; L4-2.5 Dodge; M Motor Home; 1976-1975; V8-318 Dodge; M Motor Home; 1973-1975; V8-318 Dodge; M Motor Home; 1973; V8-360 Dodge; M Motor Home; 1973-1969; V8-413 Dodge; M Motor Home; 1979-1975; V8-440 Dodge; M Motor Home; 1973; V8-440

Numerical Listing - Power Steering Hose Assemblies and End Fittings

71206 - Continued

Dodge; Magnum; 1979-1978; V8-318
 Dodge; Magnum; 1978; V8-400
 Dodge; MB Van; 1980-1979; V8-5.9
 Dodge; MB Van; 1975-1974; V8-360
 Dodge; MB Van; 1978-1976; V8-400
 Dodge; MB Van; 1979-1974; V8-440
 Dodge; Mini Ram Van; 1987-1984; L4-2.2
 Dodge; Mini Ram Van; 1988-1987; L4-2.5
 Dodge; Mini Ram Van; 1987-1984; L4-2.6
 Dodge; Mini Ram Van; 1988-1987; V6-3.0
 Dodge; Mirada; 1983-1980; L6-3.7
 Dodge; Mirada; 1983-1980; V8-5.2
 Dodge; Mirada; 1980; V8-5.9
 Dodge; Monaco; 1978-1977; L6-225
 Dodge; Monaco; 1990; V6-3.0
 Dodge; Monaco; 1978-1975; V8-318
 Dodge; Monaco; 1978-1972; V8-360
 Dodge; Monaco; 1978; V8-440
 Dodge; Monaco; 1976-1967; V8-440
 Dodge; Omni; 1986-1983; L4-1.6
 Dodge; Omni; 1983-1978; L4-1.7
 Dodge; Omni; 1990-1981; L4-2.2
 Dodge; Polara; 1971-1970; L6-225
 Dodge; Polara; 1973-1967; V8-318
 Dodge; Polara; 1973-1971; V8-360
 Dodge; Polara; 1971-1967; V8-383
 Dodge; Polara; 1973-1967; V8-400
 Dodge; Raider; 1989-1987; L4-2.6
 Dodge; Raider; 1989; V6-3.0
 Dodge; Ram 50 Pickup; 1989-1987; L4-2.0
 Dodge; Ram 50 Pickup; 1993-1987; L4-2.4
 Dodge; Ramcharger; 1980-1974; L6-3.7
 Dodge; Ramcharger; 1987-1974; V8-5.2
 Dodge; Ramcharger; 1987-1984; V8-5.9
 Dodge; Ramcharger; 1981-1974; V8-5.9
 Dodge; Ramcharger; 1978-1976; V8-400
 Dodge; Ramcharger; 1974; V8-400
 Dodge; Ramcharger; 1978-1974; V8-440
 Dodge; Rampage; 1984-1982; L4-2.2
 Dodge; RM Motor Home; 1974-1973; V8-318
 Dodge; Royal Monaco; 1977; V8-318
 Dodge; Royal Monaco; 1977-1975; V8-360
 Dodge; Royal Monaco; 1977-1975; V8-400
 Dodge; Royal Monaco; 1977-1974; V8-440
 Dodge; Shadow; 1994-1987; L4-2.2
 Dodge; Shadow; 1994-1988; L4-2.5
 Dodge; Shadow; 1994-1992; V6-3.0
 Dodge; Spirit; 1992-1991; L4-2.2
 Dodge; Spirit; 1995-1989; L4-2.5
 Dodge; Spirit; 1995-1989; V6-3.0
 Dodge; St. Regis; 1981-1979; L6-3.7
 Dodge; St. Regis; 1981-1979; V8-5.2
 Dodge; Stealth; 1995-1991; V6-3.0
 Dodge; Stratus; 1995; L4-2.0
 Dodge; Stratus; 1995; L4-2.4
 Dodge; Stratus; 1995; V6-2.5
 Dodge; 400; 1983-1982; L4-2.2
 Dodge; 600; 1988-1983; L4-2.2
 Dodge; 600; 1988-1983; L4-2.5
 Eagle; Summit; 1995-1989; L4-1.5
 Eagle; Summit; 1995-1992; L4-1.8
 Eagle; Summit; 1995-1992; L4-2.4
 Eagle; Talon; 1994-1993; L4-1.8
 Eagle; Talon; 1995-1990; L4-2.0
 Eagle; Vista; 1992-1989; L4-1.5 (Canada)
 Eagle; Vista; 1991-1989; L4-2.0 (Canada)
 Eagle; 2000 GTX; 1993-1991; L4-2.0 (Canada)
 Ford; Aerostar; 1987-1986; L4-2.3
 Ford; Aerostar; 1986; V6-2.8
 Ford; Aerostar; 1989-1986; V6-3.0
 Ford; Aerostar; 1995-1990; V6-4.0
 Ford; Aspire; 1995-1994; L4-1.3
 Ford; Bronco; 1972; L6-170
 Ford; Bronco; 1974-1973; L6-200
 Ford; Bronco; 1983-1980; L6-4.9
 Ford; Bronco; 1977-1980; V8-302
 Ford; Bronco; 1983-1978; V8-5.8
 Ford; Bronco Compact; 1985; L4-2.3 Dsl
 Ford; Bronco Compact; 1985-1984; V6-2.8
 Ford; Bronco Compact; 1989-1986; V6-2.9
 Ford; Bronco Full Size; 1989-1984; L6-4.9
 Ford; Bronco Full Size; 1989-1984; V8-5.0

71206 - Continued

Ford; Bronco Full Size; 1989-1995; V8-5.8
 Ford; Contour; 1995; V6-2.5
 Ford; Country Sedan; 1972-1971; V8-302
 Ford; Country Sedan; 1974-1971; V8-351
 Ford; Country Sedan; 1971; V8-390
 Ford; Country Sedan; 1974-1971; V8-400
 Ford; Country Sedan; 1973-1971; V8-429
 Ford; Country Sedan; 1974-1971; V8-460
 Ford; Country Squire; 1991-1987; V8-5.0
 Ford; Country Squire; 1974-1971; V8-351
 Ford; Country Squire; 1971; V8-390
 Ford; Country Squire; 1974-1971; V8-400
 Ford; Country Squire; 1973-1971; V8-429
 Ford; Country Squire; 1974-1973; V8-460
 Ford; Crown Victoria; 1995-1992; V8-4.6
 Ford; Custom; 1972-1965; L6-240
 Ford; Custom; 1967-1964; V8-289
 Ford; Custom; 1972-1968; V8-302
 Ford; Custom; 1972-1969; V8-351
 Ford; Custom; 1966-1964; V8-352
 Ford; Custom; 1971-1964; V8-390
 Ford; Custom; 1972-1971; V8-400
 Ford; Custom; 1967; V8-427
 Ford; Custom; 1972-1969; V8-429
 Ford; Custom 500; 1972-1971; L6-240
 Ford; Custom 500; 1979-1971; V8-302 (Canada)
 Ford; Custom 500; 1979-1978; V8-351 (Canada)
 Ford; Custom 500; 1971; V8-390
 Ford; Custom 500; 1977-1971; V8-400
 Ford; Custom 500; 1978; V8-400 (Canada)
 Ford; Custom 500; 1973-1971; V8-429
 Ford; Custom 500; 1976-1973; V8-460
 Ford; Custom 500; 1978; V8-460 (Canada)
 Ford; E Van; 1994-1975; L6-4.9
 Ford; E Van; 1979; V8-302
 Ford; E Van; 1994-1980; V8-5.0
 Ford; E Van; 1994-1975; V8-5.8
 Ford; E Van; 1982-1980; V8-6.6
 Ford; E Van; 1987-1983; V8-6.9 Dsl
 Ford; E Van; 1995-1994; V8-7.3 Dsl
 Ford; E Van; 1991-1988; V8-7.3 Dsl
 Ford; E Van; 1995-1975; V8-7.5
 Ford; Elite; 1976-1975; V8-351
 Ford; Escort; 1985-1981; L4-1.6
 Ford; Escort; 1995-1991; L4-1.8
 Ford; Escort; 1995-1985; L4-1.9
 Ford; Escort; 1987-1995; L4-2.0 Dsl
 Ford; EXP; 1985-1982; L4-1.6
 Ford; EXP; 1988-1986; L4-1.9
 Ford; F Pickup; 1977; L6-240
 Ford; F Pickup; 1975-1973; L6-240
 Ford; F Pickup; 1992-1977; L6-4.9
 Ford; F Pickup; 1975-1973; L6-300
 Ford; F Pickup; 1983-1982; V6-3.8
 Ford; F Pickup; 1982-1981; V8-4.2
 Ford; F Pickup; 1979-1977; V8-302
 Ford; F Pickup; 1972-1970; V8-302
 Ford; F Pickup; 1992-1980; V8-5.0
 Ford; F Pickup; 1992-1977; V8-5.8
 Ford; F Pickup; 1967; V8-352
 Ford; F Pickup; 1972-1968; V8-360
 Ford; F Pickup; 1972-1968; V8-390
 Ford; F Pickup; 1982-1977; V8-6.6
 Ford; F Pickup; 1987-1983; V8-6.9 Dsl
 Ford; F Pickup; 1995-1988; V8-7.3 Dsl
 Ford; F Pickup; 1995-1983; V8-7.5
 Ford; F Pickup; 1979-1973; V8-460
 Ford; Fairlane; 1966-1962; L6-170
 Ford; Fairlane; 1969-1963; L6-200
 Ford; Fairlane; 1970-1969; L6-250
 Ford; Fairlane; 1963-1962; V8-221
 Ford; Fairlane; 1964-1962; V8-260
 Ford; Fairlane; 1968-1963; V8-289
 Ford; Fairlane; 1969-1968; V8-302
 Ford; Fairlane; 1966; V8-390
 Ford; Fairlane; 1964; V8-390
 Ford; Fairlane; 1969; V8-428
 Ford; Fairmont; 1983-1978; L4-2.3
 Ford; Fairmont; 1983-1978; L6-3.3
 Ford; Fairmont; 1982-1978; V8-4.2
 Ford; Falcon; 1969-1965; L6-170
 Ford; Falcon; 1970-1965; L6-200

71206 - Continued

Ford; Falcon; 1970; L6-250
 Ford; Falcon; 1964-1963; V8-260
 Ford; Falcon; 1968-1965; V8-289
 Ford; Falcon; 1968; V8-302
 Ford; Falcon Ranchero; 1965; L6-170
 Ford; Falcon Ranchero; 1965-1963; L6-200
 Ford; Falcon Ranchero; 1965; V8-289
 Ford; Festiva; 1993-1990; L4-1.3
 Ford; Galaxie; 1970-1965; L6-240
 Ford; Galaxie; 1963; V8-260
 Ford; Galaxie; 1967-1963; V8-289
 Ford; Galaxie; 1970-1968; V8-302
 Ford; Galaxie; 1970-1969; V8-351
 Ford; Galaxie; 1966-1963; V8-352
 Ford; Galaxie; 1970-1963; V8-390
 Ford; Galaxie; 1967; V8-427
 Ford; Galaxie; 1969-1967; V8-428
 Ford; Galaxie; 1970-1969; V8-429
 Ford; Galaxie 500; 1972-1971; L6-240
 Ford; Galaxie 500; 1974-1971; V8-351
 Ford; Galaxie 500; 1971; V8-390
 Ford; Galaxie 500; 1974-1971; V8-400
 Ford; Galaxie 500; 1973-1971; V8-429
 Ford; Galaxie 500; 1974-1972; V8-460
 Ford; Gran Torino; 1974-1972; V8-302
 Ford; Gran Torino; 1976-1972; V8-351
 Ford; Gran Torino; 1976-1972; V8-400
 Ford; Gran Torino; 1976-1973; V8-460
 Ford; Granada; 1982-1981; L4-2.3
 Ford; Granada; 1977-1975; L6-200
 Ford; Granada; 1978-1975; L6-250
 Ford; Granada; 1982-1981; V6-3.8
 Ford; Granada; 1978-1975; V8-302
 Ford; Granada; 1977-1983; V8-351
 Ford; Ltd; 1983; L6-3.3
 Ford; Ltd; 1986-1981; V6-3.8
 Ford; Ltd; 1967; V8-289
 Ford; Ltd; 1979-1977; V8-302
 Ford; Ltd; 1972-1968; V8-302
 Ford; Ltd; 1986-1980; V8-5.0
 Ford; Ltd; 1986-1983; V8-5.8
 Ford; Ltd; 1981-1980; V8-5.8
 Ford; Ltd; 1982; V8-5.8 (Canada)
 Ford; Ltd; 1979-1976; V8-351
 Ford; Ltd; 1974-1969; V8-351
 Ford; Ltd; 1971-1976; V8-390
 Ford; Ltd; 1974-1971; V8-400
 Ford; Ltd; 1967; V8-427
 Ford; Ltd; 1969-1967; V8-428
 Ford; Ltd; 1973-1969; V8-429
 Ford; Ltd; 1978-1973; V8-460
 Ford; Ltd II; 1979-1977; V8-302
 Ford; Ltd II; 1979-1977; V8-351
 Ford; Ltd Crown Victoria; 1991-1987; V8-5.0
 Ford; Ltd Crown Victoria; 1991-1987; V8-5.8
 Ford; Maverick; 1972-1969; L6-170
 Ford; Maverick; 1976-1969; L6-200
 Ford; Maverick; 1976-1970; L6-250
 Ford; Maverick; 1976-1971; V8-302
 Ford; Mustang; 1993-1979; L4-2.3
 Ford; Mustang; 1964; L6-170
 Ford; Mustang; 1982-1979; L6-3.3
 Ford; Mustang; 1970-1965; L6-200
 Ford; Mustang; 1973-1969; L6-250
 Ford; Mustang; 1979; V6-171
 Ford; Mustang; 1995-1994; V6-3.8
 Ford; Mustang; 1986-1980; V6-3.8
 Ford; Mustang; 1964; V8-260
 Ford; Mustang; 1968-1964; V8-289
 Ford; Mustang; 1979; V8-302
 Ford; Mustang; 1973-1971; V8-302
 Ford; Mustang; 1968; V8-302
 Ford; Mustang; 1995-1982; V8-5.0
 Ford; Mustang; 1995; V8-5.8
 Ford; Mustang; 1973-1971; V8-351
 Ford; Mustang; 1971; V8-429
 Ford; Mustang II; 1978-1975; L4-140
 Ford; Mustang II; 1978-1975; V6-171
 Ford; Mustang II; 1978-1975; V8-302
 Ford; Pinto; 1979-1975; L4-140
 Ford; Pinto; 1978-1975; V6-171
 Ford; Probe; 1995-1989; L4-2.0

**SYSTEM
PUMP &
GEAR
IDENT.**

**SYSTEM &
COM-
PONENT
IDENT.**

**PASS.
CARS**

**LIGHT
TRUCKS**

**MEDIUM/
HEAVY
TRUCKS**

BUSES

**HOSE
NUMER-
ICAL**

**REPAIR
KITS**

**KIT
NUMER-
ICAL**

**ILLUST-
RATIONS**

Numerical Listing - Power Steering Hose Assemblies and End Fittings

	71206 - Continued	71206 - Continued	71206 - Continued
SYSTEM PUMP & GEAR IDENT.	Ford; Probe; 1995-1990; V6-2.5 Ford; Ranch Wagon; 1972-1971; V8-302 Ford; Ranch Wagon; 1974-1971; V8-351 Ford; Ranch Wagon; 1971; V8-390 Ford; Ranch Wagon; 1974-1971; V8-400 Ford; Ranch Wagon; 1973-1971; V8-429 Ford; Ranch Wagon; 1974-1973; V8-460 Ford; Rancho; 1968-1966; L6-200 Ford; Rancho; 1974-1966; L6-250 Ford; Rancho; 1979-1977; V8-302 Ford; Rancho; 1974-1972; V8-302 Ford; Rancho; 1969-1972; V8-302 Ford; Rancho; 1969; V8-351 Ford; Rancho; 1969-1968; V8-390 Ford; Rancho; 1978-1972; V8-400 Ford; Rancho; 1969-1968; V8-428 Ford; Rancho; 1973-1972; V8-429 Ford; Rancho; 1976-1974; V8-460 Ford; Ranger; 1983; L4-2.0 Ford; Ranger; 1983; L4-2.3 Ford; Ranger; 1987-1985; L4-2.3 Dsl Ford; Ranger; 1985-1983; V6-2.8 Ford; Ranger; 1989-1986; V6-2.9 Ford; Super Duty Pickup; 1995-1988; V8-7.3 Dsl Ford; Super Duty Pickup; 1995-1988; V8-7.5 Ford; Tempo; 1986-1984; L4-2.0 Dsl Ford; Tempo; 1991; L4-2.3 Ford; Tempo; 1989-1984; L4-2.3 Ford; Thunderbird; 1988-1981; L4-2.3 Ford; Thunderbird; 1995-1982; V6-3.8 Ford; Thunderbird; 1982-1981; V8-4.2 Ford; Thunderbird; 1995-1994; V8-4.6 Ford; Thunderbird; 1957-1955; V8-292 Ford; Thunderbird; 1979-1977; V8-302 Ford; Thunderbird; 1993-1991; V8-5.0 Ford; Thunderbird; 1988-1983; V8-5.0 Ford; Thunderbird; 1981; V8-5.0 Ford; Thunderbird; 1957-1956; V8-312 Ford; Thunderbird; 1979-1977; V8-351 Ford; Thunderbird; 1960-1958; V8-352 Ford; Thunderbird; 1968-1961; V8-390 Ford; Thunderbird; 1978-1977; V8-400 Ford; Thunderbird; 1972; V8-400 Ford; Thunderbird; 1965-1963; V8-427 Ford; Thunderbird; 1967-1966; V8-428 Ford; Thunderbird; 1973-1968; V8-429 Ford; Thunderbird; 1960-1959; V8-430 Ford; Thunderbird; 1976-1972; V8-460 Ford; Torino; 1968; L6-200 Ford; Torino; 1974-1968; L6-250 Ford; Torino; 1974-1972; V8-302 Ford; Torino; 1969-1968; V8-302 Ford; Torino; 1976-1972; V8-351 Ford; Torino; 1969; V8-351 Ford; Torino; 1969-1968; V8-390 Ford; Torino; 1976-1972; V8-400 Ford; Torino; 1969-1968; V8-428 Ford; Torino; 1973-1972; V8-429 Ford; Torino; 1976-1973; V8-460 Geo; Tracker; 1995-1989; L4-1.6 GMC; C&K Pickup; 1979-1969; L6-292 GMC; C&K Pickup; 1969; V6-305 GMC; C&K Pickup; 1979-1977; V8-305 GMC; C&K Pickup; 1973-1969; V8-307 GMC; C&K Pickup; 1979-1969; V8-350 GMC; C&K Pickup; 1979-1978; V8-350 Dsl GMC; C&K Pickup; 1970-1969; V8-396 GMC; C&K Pickup; 1979-1975; V8-400 GMC; C&K Pickup; 1972-1970; V8-402 GMC; C&K Pickup; 1979-1973; V8-454 GMC; Caballero; 1979; V6-200 GMC; Caballero; 1979-1978; V8-305 GMC; G Van; 1979-1971; L6-250 GMC; G Van; 1978-1974; L6-292 GMC; G Van; 1979-1977; V8-305 GMC; G Van; 1973-1971; V8-307 GMC; G Van; 1979-1971; V8-350 GMC; G Van; 1979-1975; V8-400 GMC; Jimmy; 1979-1970; L6-250 GMC; Jimmy; 1979-1977; V8-305 GMC; Jimmy; 1973-1970; V8-307 GMC; Jimmy; 1979-1970; V8-350	GMC; Jimmy; 1979-1975; V8-400 GMC; P Van; 1974-1973; L6-250 GMC; P Van; 1979-1973; L6-292 GMC; P Van; 1973-1970; V8-307 GMC; P Van; 1979-1970; V8-350 GMC; P Van; 1972-1971; V8-402 GMC; P Van; 1979-1973; V8-454 GMC; P Van; 1976-1975; V8-455 GMC; P Van; 1973; V8-455 GMC; Sprint; 1977-1975; L6-250 GMC; Sprint; 1972-1971; L6-250 GMC; Sprint; 1977-1976; V8-305 GMC; Sprint; 1973-1971; V8-307 GMC; Sprint; 1977-1971; V8-350 GMC; Sprint; 1976-1974; V8-400 GMC; Sprint; 1972; V8-402 GMC; Sprint; 1975-1972; V8-454 GMC; Suburban; 1979-1969; L6-250 GMC; Suburban; 1979-1969; L6-292 GMC; Suburban; 1969; V6-305 GMC; Suburban; 1979-1977; V8-305 GMC; Suburban; 1973-1969; V8-307 GMC; Suburban; 1979-1969; V8-350 GMC; Suburban; 1979-1975; V8-400 GMC; Suburban; 1972-1971; V8-402 GMC; Suburban; 1979-1973; V8-454 Honda; Accord; 1985-1980; L4-1.6 (Canada) Honda; Accord; 1978; L4-98 Honda; Accord; 1985-1979; L4-1.8 Honda; Accord; 1989-1986; L4-2.0 Honda; Accord; 1995-1990; L4-2.2 Honda; Accord; 1995; V6-2.7 Honda; Civic; 1987-1985; L4-1.3 Honda; Civic; 1995-1985; L4-1.5 Honda; Civic; 1995-1988; L4-1.6 Honda; Civic Del Sol; 1995-1981; L4-1.5 Honda; Prelude; 1987-1981; L4-1.8 Honda; Prelude; 1991-1985; L4-2.0 Honda; Prelude; 1991-1990; L4-2.1 Honda; Prelude; 1995-1992; L4-2.2 Honda; Prelude; 1995-1992; L4-2.3 Hyundai; Elantra; 1993; L4-1.6 Hyundai; Excel; 1993-1986; L4-1.5 Hyundai; Scoupe; 1993-1991; L4-1.5 Hyundai; Sonata; 1993-1989; L4-2.0 Hyundai; Sonata; 1993-1990; V6-3.0 Infiniti; G20; 1995-1991; L4-2.0 Intnat; D Pickup; 1970-1969; L6-232 Intnat; D Pickup; 1969; L6-265 Intnat; MHC1310; 1974; V8-304 Intnat; MS1210; 1974-1973; L6-258 Intnat; MS1210; 1975-1973; V8-345 Intnat; MS1210; 1975; V8-392 Intnat; Scout; 1970-1969; L4-152 Intnat; Scout; 1971-1969; L4-196 Intnat; Scout; 1971; V8-304 Intnat; Scout II; 1980-1976; L6-3.2 Dsl Intnat; Scout II; 1972-1971; L6-232 Intnat; Scout II; 1974-1973; L6-258 Intnat; Scout II; 1980-1971; V8-5.0 Intnat; 100; 1974; L6-258 Intnat; 100; 1974; V8-304 Intnat; 100; 1974; V8-345 Intnat; 100; 1974; V8-392 Intnat; 100; 1974; V8-400 Intnat; 150; 1975; V8-304 Intnat; 150; 1975; V8-345 Intnat; 150; 1975-1974; V8-392 Intnat; 1010; 1971; L6-232 Intnat; 1010; 1973-1971; L6-258 Intnat; 1010; 1973-1971; V8-345 Intnat; 1010; 1973-1971; V8-392 Intnat; 1110; 1973-1971; L6-258 Intnat; 1110; 1973-1971; V8-345 Intnat; 1110; 1973-1971; V8-392 Intnat; 1210; 1973-1971; L6-258 Intnat; 1210; 1973-1971; V8-345 Intnat; 1310; 1973-1971; L6-258 Intnat; 1310; 1973-1972; V8-345 Isuzu; I-Mark; 1989-1985; L4-1.5 Isuzu; I-Mark; 1989; L4-1.6	Isuzu; I-Mark; 1985; L4-1.8 Isuzu; Impulse; 1992-1990; L4-1.6 Isuzu; Impulse; 1992; L4-1.8 Isuzu; Impulse; 1987-1985; L4-1.9 Isuzu; Impulse; 1989-1986; L4-2.0 Isuzu; Pickup; 1982; L4-1.8 Isuzu; Pickup; 1987-1983; L4-1.9 Isuzu; Pickup; 1987-1982; L4-2.2 Dsl Isuzu; Pickup; 1987-1986; L4-2.3 Isuzu; Pickup; 1994-1991; V6-3.1 Isuzu; Stylus; 1993-1990; L4-1.6 Isuzu; Trooper; 1995-1992; V6-3.2 Isuzu; Trooper II; 1989; V6-2.8 Jaguar; Vanden Plas; 1987-1982; L6-4.2 Jaguar; XJ6; 1987-1972; L6-4.2 Jaguar; XJ12; 1979-1973; V12-326 Jaguar; XJS; 1978-1976; V12-326 Jeep; Cherokee; 1987-1985; L4-2.1 Dsl Jeep; Cherokee; 1995-1987; L4-2.5 Jeep; Cherokee; 1983-1974; L6-4.2 Jeep; Cherokee; 1986-1974; V6-2.8 Jeep; Cherokee; 1978-1974; V8-401 Jeep; CJ; 1986-1980; L4-2.5 Jeep; CJ; 1978-1972; L6-232 Jeep; CJ; 1986-1972; L6-4.2 Jeep; CJ; 1981-1972; V8-5.0 Jeep; Comanche; 1987-1986; L4-2.1 Dsl Jeep; Comanche; 1992-1986; L4-2.5 Jeep; Comanche; 1992-1986; L6-4.0 Jeep; Commando; 1973; L6-232 Jeep; Grand Wagoneer; 1986-1984; L6-4.2 Jeep; Grand Wagoneer; 1991-1984; V8-5.9 Jeep; J Pickup; 1965-1963; L6-230 Jeep; J Pickup; 1971-1965; L6-232 Jeep; J Pickup; 1987-1972; L6-4.2 Jeep; J Pickup; 1970-1965; V8-327 Jeep; J Pickup; 1971-1969; V8-350 Jeep; J Pickup; 1988-1972; V8-5.9 Jeep; J Pickup; 1978-1974; V8-401 Jeep; Pickup; 1964-1963; L6-226 Jeep; Pickup; 1965-1963; L6-230 Jeep; Scrambler; 1985-1981; L4-2.5 Jeep; Scrambler; 1985-1981; L6-4.2 Jeep; Station Wagon; 1964-1963; L6-226 Jeep; Station Wagon; 1965-1963; L6-230 Jeep; Wagoneer; 1987-1985; L4-2.1 Dsl Jeep; Wagoneer; 1987-1984; L4-2.5 Jeep; Wagoneer; 1965-1963; L6-230 Jeep; Wagoneer; 1971-1965; L6-232 Jeep; Wagoneer; 1990-1987; L6-4.0 Jeep; Wagoneer; 1983-1980; L6-4.2 Jeep; Wagoneer; 1973-1971; L6-258 Jeep; Wagoneer; 1986-1984; V6-2.8 Jeep; Wagoneer; 1970-1965; V8-327 Jeep; Wagoneer; 1971-1968; V8-350 Jeep; Wagoneer; 1983-1972; V8-5.9 Jeep; Wagoneer; 1978-1987; V8-401 Jeep; Wrangler; 1995-1987; L6-4.0 Kia; Sephia; 1994; L4-1.6 Lexus; LS400; 1993-1990; V8-4.0 Lexus; SC300; 1995-1992; L6-3.0 Linc; Continental; 1985-1984; L6-2.4 Dsl Linc; Continental; 1982; V6-3.8 Linc; Continental; 1987-1982; V8-5.0 Linc; Continental; 1980; V8-5.0 Linc; Continental; 1980-1977; V8-5.8 Linc; Continental; 1965-1961; V8-430 Linc; Continental; 1978-1966; V8-460 Linc; Continental Mark II; 1957-1956; V8-368 Linc; Mark III; 1971-1968; V8-460 Linc; Mark IV; 1976-1972; V8-460 Linc; Mark V; 1979-1977; V8-400 Linc; Mark VI; 1983-1980; V8-5.0 Linc; Mark VI; 1980; V8-5.8 Linc; Mark VII; 1985-1984; L6-2.4 Dsl Linc; Mark VII; 1992-1993; V8-5.0 Linc; Town Car; 1995-1981; V8-4.6 Linc; Versailles; 1979-1977; V8-302 Linc; Versailles; 1980; V8-5.0 Linc; Versailles; 1977; V8-351 Mazda; B2200 Pickup; 1993-1987; L4-2.2 Mazda; B2600 Pickup; 1993-1976; L4-2.6

Numerical Listing - Power Steering Hose Assemblies and End Fittings

71206 - Continued	71206 - Continued	71206 - Continued
Mazda; GLC; 1985-1989; L4-1.5	Merc; Marquis; 1986-1983; L4-2.3	Mits; Tredia; 1988-1983; L4-1.8
Mazda; Millenia; 1995; V6-2.3	Merc; Marquis; 1983; L6-3.3	Mits; Tredia; 1988-1984; L4-2.0
Mazda; Millenia; 1995; V6-2.5	Merc; Marquis; 1986-1981; V6-3.8	Mits; Van; 1990-1987; L4-2.4
Mazda; MPV; 1995; L4-2.6 (Canada)	Merc; Marquis; 1979; V8-302	Mits; 3000GT; 1995-1991; V6-3.0
Mazda; MPV; 1995-1989; V6-3.0	Merc; Marquis; 1982-1980; V8-5.0	Niss; Altima; 1995-1993; L4-2.4
Mazda; MX-3; 1995-1992; L4-1.6	Merc; Marquis; 1985; V8-5.0 (Canada)	Niss; Axxess; 1990; L4-2.4
Mazda; MX-3; 1994-1990; V6-1.8	Merc; Marquis; 1981-1980; V8-5.8	Niss; Axxess; 1994-1991; L4-2.4 (Canada)
Mazda; MX-5 Miata; 1995-1988; L4-1.8	Merc; Marquis; 1982; V8-5.8 (Canada)	Niss; Maxima; 1984-1981; L6-2.4
Mazda; MX-6; 1995-1993; V6-2.5	Merc; Marquis; 1979-1978; V8-351	Niss; Maxima; 1983-1981; L6-2.8 Dsl
Mazda; Protege; 1995; L4-1.5	Merc; Marquis; 1970-1968; V8-390	Niss; Maxima; 1995-1985; V6-3.0
Mazda; Protege; 1995-1990; L4-1.8	Merc; Marquis; 1978-1971; V8-400	Niss; NX; 1993-1991; L4-1.6
Mazda; RX-4; 1978-1993; 2-Rotor 80	Merc; Marquis; 1967; V8-410	Niss; NX; 1993-1991; L4-2.0
Mazda; RX-7; 1991-1984; 2-Rotor 1.3	Merc; Marquis; 1967; V8-427	Niss; Pathfinder; 1987-1988; L4-2.4
Mazda; 323; 1994-1986; L4-1.6	Merc; Marquis; 1969-1967; V8-428	Niss; Pathfinder; 1995-1993; V6-3.0
Mazda; 323; 1995-1993; L4-1.6 (Canada)	Merc; Marquis; 1973-1969; V8-429	Niss; Pickup; 1984-1983; L4-2.0
Mazda; 323; 1991-1990; L4-1.8 (Canada)	Merc; Marquis; 1978-1973; V8-460	Niss; Pickup; 1983-1981; L4-2.2
Mazda; 626; 1995-1993; L4-2.0	Merc; Meteor; 1963; L6-170	Niss; Pickup; 1983-1981; L4-2.2 Dsl
Mazda; 626; 1987-1982; L4-2.0	Merc; Meteor; 1963; V8-221	Niss; Pickup; 1995-1983; L4-2.4
Mazda; 626; 1992-1988; L4-2.2	Merc; Meteor; 1963; V8-260	Niss; Pickup; 1986; L4-2.5 Dsl
Mazda; 626; 1995-1993; V6-2.5	Merc; Monarch; 1977-1975; L6-200	Niss; Pickup; 1983; L4-2.5 Dsl
Mazda; 929; 1995-1986; V6-3.0	Merc; Monarch; 1980-1975; L6-4.1	Niss; Pickup; 1987; L4-2.5 Dsl (Canada)
Mer-Benz; 240D; 1983-1977; L4-2.4 Dsl	Merc; Monarch; 1980-1975; V8-4.2	Niss; Pickup; 1995-1986; V6-3.0
Mer-Benz; 300CD; 1983-1978; L5-3.0 Dsl	Merc; Monarch; 1980; V8-5.0	Niss; Pulsar NX; 1990-1983; L4-1.6
Mer-Benz; 300D; 1983-1977; L5-3.0 Dsl	Merc; Monarch; 1977-1975; V8-351	Niss; Pulsar NX; 1989-1988; L4-1.8
Mer-Benz; 300SD; 1983-1978; L5-3.0 Dsl	Merc; Montclair; 1968; V8-390	Niss; Quest; 1995-1993; V6-3.0
Mer-Benz; 300TD; 1983-1979; L5-3.0 Dsl	Merc; Montclair; 1968-1964; V8-428	Niss; Sentra; 1983-1982; L4-1.5
Merc; Bobcat; 1980-1975; L4-2.3	Merc; Montclair; 1967; V8-410	Niss; Sentra; 1995-1983; L4-1.6
Merc; Bobcat; 1979-1975; V6-171	Merc; Montclair; 1965-1964; V8-427	Niss; Sentra; 1985-1991; L4-1.7 Dsl
Merc; Capri; 1994-1991; L4-1.6	Merc; Montclair; 1967-1966; V8-428	Niss; Stanza; 1989-1982; L4-2.0
Merc; Capri; 1986-1979; L4-2.3	Merc; Montego; 1968; L6-200	Niss; Stanza; 1992-1990; L4-2.4
Merc; Capri; 1977-1976; L4-140	Merc; Montego; 1974-1969; L6-250	Niss; Van; 1988-1987; L4-2.4
Merc; Capri; 1982-1979; L6-3.3	Merc; Montego; 1974-1972; V8-302	Niss; 200SX; 1995; L4-1.6
Merc; Capri; 1979; V6-171	Merc; Montego; 1969-1968; V8-302	Niss; 200SX; 1986-1984; L4-1.8
Merc; Capri; 1977-1976; V6-171	Merc; Montego; 1976-1972; V8-351	Niss; 200SX; 1987; L4-1.8 (Canada)
Merc; Capri; 1986-1979; V6-3.8	Merc; Montego; 1969; V8-351	Niss; 200SX; 1995; L4-2.0
Merc; Capri; 1986-1982; V8-5.0	Merc; Montego; 1976-1972; V8-400	Niss; 200SX; 1988-1984; L4-2.0
Merc; Colony Park; 1991-1987; V8-5.0	Merc; Montego; 1976-1973; V8-460	Niss; 200SX; 1981-1980; L4-2.0
Merc; Colony Park; 1974-1971; V8-400	Merc; Monterey; 1973-1971; V8-351	Niss; 200SX; 1983-1982; L4-2.2
Merc; Colony Park; 1973-1971; V8-429	Merc; Monterey; 1963; V8-406	Niss; 200SX; 1988-1987; V6-3.0
Merc; Colony Park; 1974-1973; V8-460	Merc; Monterey; 1967; V8-410	Niss; 240SX; 1993-1989; L4-2.4
Merc; Comet; 1963; L6-144	Merc; Monterey; 1965-1963; V8-427	Niss; 300ZX; 1995-1984; V6-3.0
Merc; Comet; 1972-1971; L6-170	Merc; Monterey; 1969-1966; V8-428	Niss; 310; 1982; L4-1.5
Merc; Comet; 1964-1963; L6-170	Merc; Monterey; 1973-1969; V8-429	Niss; 720 Pickup; 1980-1981; L4-2.0
Merc; Comet; 1976-1971; L6-200	Merc; Monterey; 1974-1973; V8-460	Niss; 810; 1981; L6-2.8 Dsl
Merc; Comet; 1968-1964; L6-200	Merc; Mystique; 1995; L4-2.0	Olds; Custom Cruiser; 1973; V8-350
Merc; Comet; 1976-1971; L6-250	Merc; Mystique; 1995; V6-2.5	Olds; Custom Cruiser; 1979-1978; V8-350 Dsl
Merc; Comet; 1969; L6-250	Merc; Park Lane; 1968; V8-390	Olds; Custom Cruiser; 1975; V8-400
Merc; Comet; 1964-1963; V8-260	Merc; Park Lane; 1966-1964; V8-390	Olds; Custom Cruiser; 1979-1978; V8-403
Merc; Comet; 1967-1964; V8-289	Merc; Park Lane; 1967; V8-410	Olds; Custom Cruiser; 1976-1971; V8-455
Merc; Comet; 1976; V8-302	Merc; Park Lane; 1965-1964; V8-427	Olds; Cutlass; 1976-1975; L6-250
Merc; Comet; 1969; V8-302	Merc; Park Lane; 1968-1966; V8-428	Olds; Cutlass; 1971-1967; L6-250
Merc; Cougar; 1986-1984; L4-2.3	Merc; Topaz; 1986-1984; L4-2.0 Dsl	Olds; Cutlass; 1979-1977; V6-231
Merc; Cougar; 1982-1981; L4-2.3	Merc; Topaz; 1989-1984; L4-2.3	Olds; Cutlass; 1979-1975; V8-260
Merc; Cougar; 1981; L6-3.3	Merc; Tracer; 1989-1987; L4-1.6	Olds; Cutlass; 1979; V8-260 Dsl
Merc; Cougar; 1995-1982; V6-3.8	Merc; Tracer; 1995-1991; L4-1.8	Olds; Cutlass; 1979-1967; V8-305
Merc; Cougar; 1982-1981; V8-4.2	Merc; Tracer; 1995-1991; L4-1.9	Olds; Cutlass; 1979; V8-350
Merc; Cougar; 1995-1994; V8-4.6	Merc; Villager; 1995-1993; V6-3.0	Olds; Cutlass; 1977-1967; V8-350
Merc; Cougar; 1967; V8-289	Merc; Zephyr; 1983-1978; L4-2.3	Olds; Cutlass; 1977-1970; V8-403
Merc; Cougar; 1979-1977; V8-302	Merc; Zephyr; 1983-1978; L6-3.3	Olds; Cutlass Cruiser; 1979; V6-231
Merc; Cougar; 1968; V8-302	Merc; Zephyr; 1982-1978; V8-4.2	Olds; Delmont 88; 1967-1977; V8-330
Merc; Cougar; 1993-1991; V8-5.0	Merkur; Scorpio; 1989-1985; V6-2.9	Olds; Delta 88; 1979-1977; V8-260
Merc; Cougar; 1988-1983; V8-5.0	Mits; Cordia; 1988-1983; L4-1.8	Olds; Delta 88; 1979; V8-301
Merc; Cougar; 1981; V8-5.0	Mits; Cordia; 1988-1992; L4-2.0	Olds; Delta 88; 1979-1969; V8-350
Merc; Cougar; 1979-1971; V8-351	Mits; Eclipse; 1994-1990; L4-1.8	Olds; Delta 88; 1979-1978; V8-350 Dsl
Merc; Cougar; 1967-1974; V8-390	Mits; Eclipse; 1995-1990; L4-2.0	Olds; Delta 88; 1975; V8-400
Merc; Cougar; 1971; V8-429	Mits; Expo; 1994-1992; L4-1.8	Olds; Delta 88; 1979-1977; V8-403
Merc; Cougar; 1976-1974; V8-460	Mits; Expo; 1995-1989; L4-2.4	Olds; Delta 88; 1967; V8-425
Merc; Cyclone; 1969; V8-302	Mits; Galant; 1995-1994; L4-2.4	Olds; Delta 88; 1976-1968; V8-455
Merc; Cyclone; 1969; V8-351	Mits; Galant; 1987-1985; L4-2.4	Olds; Eighty Eight; 1966-1965; V8-425
Merc; Grand Marquis; 1982-1981; V8-4.2	Mits; Galant; 1988; V6-3.0	Olds; F85; 1971-1961; L6-250
Merc; Grand Marquis; 1995-1992; V8-4.6	Mits; Mirage; 1995-1985; L4-1.5	Olds; F85; 1967-1964; V8-330
Merc; Grand Marquis; 1979; V8-302	Mits; Mirage; 1992-1991; L4-1.6	Olds; F85; 1972-1968; V8-350
Merc; Grand Marquis; 1991-1980; V8-5.0	Mits; Mirage; 1989-1985; L4-1.6	Olds; F85; 1966-1965; V8-400
Merc; Grand Marquis; 1989-1982; V8-5.8 (Canada)	Mits; Mirage; 1995-1993; L4-1.8	Olds; F85; 1972; V8-455
Merc; Grand Marquis; 1979-1978; V8-351	Mits; Montero; 1989-1986; L4-2.6	Olds; Jetstar I; 1964; V8-330
Merc; Grand Marquis; 1978-1975; V8-400	Mits; Montero; 1991-1989; V6-3.0	Olds; Jetstar I; 1964-1965; V8-394
Merc; Grand Marquis; 1978-1975; V8-460	Mits; Pickup; 1989-1987; L4-2.0	Olds; Jetstar 88; 1966-1964; V8-330
Merc; LN7; 1983-1982; L4-1.6	Mits; Pickup; 1995-1987; L4-2.4	Olds; Ninety Eight; 1979-1977; V8-350
Merc; Lynx; 1985-1981; L4-1.6	Mits; Pickup; 1993-1990; V6-3.0	Olds; Ninety Eight; 1975; V8-350
Merc; Lynx; 1987-1985; L4-1.9	Mits; Precis; 1993-1987; L4-1.5	Olds; Ninety Eight; 1973-1972; V8-350
Merc; Lynx; 1987-1984; L4-2.0 Dsl	Mits; Sigma; 1990-1989; V6-3.0	Olds; Ninety Eight; 1979-1978; V8-350 Dsl
Merc; Marauder; 1970-1969; V8-390	Mits; Starion; 1989-1984; L4-2.6	Olds; Ninety Eight; 1964-1975; V8-394

SYSTEM PUMP & GEAR IDENT.
SYSTEM & COMPONENT IDENT.
PASS. CARS
LIGHT TRUCKS
MEDIUM/HEAVY TRUCKS
BUSES
HOSE NUMERICAL
REPAIR KITS
KIT NUMERICAL
ILLUSTRATIONS

Numerical Listing - Power Steering Hose Assemblies and End Fittings

	71206 - Continued	71206 - Continued	71206 - Continued
SYSTEM PUMP & GEAR IDENT.	Olds; Ninety Eight; 1979-1977; V8-403 Olds; Ninety Eight; 1967-1968; V8-425 Olds; Omega; 1976-1973; L6-250 Olds; Omega; 1979-1977; V6-231 Olds; Omega; 1977-1975; V8-260 Olds; Omega; 1979-1977; V8-305 Olds; Omega; 1979-1973; V8-350 Olds; Starfire; 1977-1976; L4-140 Olds; Starfire; 1979-1975; L4-151 Olds; Starfire; 1979-1965; V8-305 Olds; Toronado; 1979; V8-350 Olds; Toronado; 1979-1977; V8-350 Dsl Olds; Toronado; 1967-1966; V8-425 Olds; Toronado; 1976-1968; V8-455 Olds; Vista Cruiser; 1975-1970; V8-455 Olds; 442; 1969-1968; V8-400 Olds; 442; 1971-1977; V8-455 Peug; 505; 1987-1982; L4-2.0 Peug; 505; 1980; L4-2.0 Peug; 505; 1990-1985; L4-2.2 Peug; 505; 1985-1980; L4-2.3 Dsl Peug; 505; 1985; L4-2.5 Dsl Peug; 505; 1989-1987; V6-2.8 Peug; 604; 1984-1982; L4-2.3 Dsl Peug; 604; 1978-1977; V6-163 Peug; 604; 1981; V6-2.8 (Canada) Peug; 604; 1979; V6-174 Ply; Acclaim; 1995-1989; L4-2.5 Ply; Acclaim; 1995-1989; V6-3.0 Ply; Arrow Pickup; 1982-1980; L4-2.0 Ply; B Van; 1983-1974; L6-3.7 Ply; B Van; 1983-1974; V8-5.2 Ply; B Van; 1983-1974; V8-5.9 Ply; B Van; 1978-1976; V8-400 Ply; B Van; 1978-1976; V8-440 Ply; Barracuda; 1971-1967; L6-198 Ply; Barracuda; 1967; V8-273 Ply; Barracuda; 1974-1968; V8-318 Ply; Barracuda; 1973-1968; V8-340 Ply; Barracuda; 1974; V8-360 Ply; Barracuda; 1971-1967; V8-383 Ply; Barracuda; 1971-1970; V8-426 Ply; Belvedere; 1970-1965; L6-225 Ply; Belvedere; 1970-1965; V8-318 Ply; Belvedere; 1970-1965; V8-383 Ply; Belvedere; 1969; V8-426 Ply; Belvedere; 1967-1965; V8-426 Ply; Belvedere; 1969; V8-440 Ply; Belvedere; 1967-1983; V8-440 Ply; Caravelle; 1988-1983; L4-2.5 Ply; Caravelle; 1983-1978; L6-3.7 (Canada) Ply; Caravelle; 1988-1982; V8-5.2 (Canada) Ply; Caravelle; 1980-1989; V8-5.2 (Canada) Ply; Colt; 1994-1985; L4-1.5 Ply; Colt; 1990-1985; L4-1.6 Ply; Colt; 1994-1992; L4-1.8 Ply; Colt; 1990-1989; L4-1.8 Ply; Colt; 1991-1984; L4-2.0 Ply; Colt; 1994-1992; L4-2.4 Ply; Conquest; 1986-1984; L4-2.6 Ply; Duster; 1974-1970; L6-198 Ply; Duster; 1976-1970; L6-225 Ply; Duster; 1976-1970; V8-318 Ply; Duster; 1973-1970; V8-340 Ply; Duster; 1976-1974; V8-360 Ply; Expo; 1989-1987; L4-2.2 (Canada) Ply; Fury; 1978-1975; L6-225 Ply; Fury; 1972-1967; L6-225 Ply; Fury; 1967-1975; V8-273 Ply; Fury; 1973-1971; V8-318 Ply; Fury; 1971-1972; V8-383 Ply; Fury; 1978-1977; V8-440 Ply; Fury; 1975-1967; V8-440 Ply; Gran Fury; 1983-1980; L6-3.7 Ply; Gran Fury; 1989-1980; V8-5.2 Ply; Gran Fury; 1977-1975; V8-318 Ply; Gran Fury; 1980; V8-5.9 Ply; Gran Fury; 1977-1975; V8-360 Ply; Gran Fury; 1977-1975; V8-400 Ply; Gran Fury; 1977-1975; V8-440 Ply; Grand Voyager; 1995-1992; V6-3.0 Ply; Grand Voyager; 1995-1991; V6-3.3	Ply; Grand Voyager; 1995-1994; V6-3.8 Ply; Horizon; 1986-1983; L4-1.6 Ply; Horizon; 1983-1978; L4-1.7 Ply; Horizon; 1990-1981; L4-2.2 Ply; Laser; 1994-1981; L4-2.0 Ply; Reliant; 1989-1981; L4-2.5 Ply; Road Runner; 1974-1972; V8-318 Ply; Road Runner; 1974; V8-360 Ply; Road Runner; 1971; V8-383 Ply; Road Runner; 1974-1971; V8-400 Ply; Road Runner; 1974-1971; V8-440 Ply; Sapporo; 1979-1978; L4-98 Ply; Satellite; 1974-1968; L6-225 Ply; Satellite; 1968-1965; V8-273 Ply; Satellite; 1974-1965; V8-318 Ply; Satellite; 1972; V8-340 Ply; Satellite; 1974; V8-360 Ply; Satellite; 1966-1965; V8-361 Ply; Satellite; 1971-1965; V8-383 Ply; Satellite; 1974-1965; V8-400 Ply; Satellite; 1974-1968; V8-440 Ply; Scamp; 1974-1971; L6-198 Ply; Scamp; 1976-1971; L6-225 Ply; Scamp; 1976-1971; V8-318 Ply; Scamp; 1976-1971; V8-318 Ply; Scamp Pickup; 1983-1987; L4-2.2 Ply; Sundance; 1994-1988; L4-2.5 Ply; Sundance; 1994-1992; V6-3.0 Ply; Trailduster; 1980-1974; L6-3.7 Ply; Trailduster; 1981-1974; V8-5.2 Ply; Trailduster; 1981-1974; V8-5.9 Ply; Trailduster; 1978-1976; V8-400 Ply; Trailduster; 1974; V8-400 Ply; Trailduster; 1978-1974; V8-440 Ply; Valiant; 1969-1967; L6-170 Ply; Valiant; 1974-1970; L6-198 Ply; Valiant; 1976-1967; L6-225 Ply; Valiant; 1969-1967; V8-273 Ply; Valiant; 1976-1968; V8-318 Ply; Valiant; 1976; V8-360 Ply; Valiant; 1974; V8-360 Ply; Volare; 1980-1976; L6-3.7 Ply; Volare; 1980-1976; V8-5.2 Ply; Volare; 1979-1976; V8-360 Ply; Voyager; 1995-1991; L4-2.5 Ply; Voyager; 1995-1991; V6-3.0 Ply; Voyager; 1995-1991; V6-3.3 Pont; Astre; 1977-1973; L4-140 Pont; Astre; 1977; L4-151 Pont; Bonneville; 1979-1977; V8-301 Pont; Bonneville; 1977; V8-305 Pont; Bonneville; 1979-1959; V8-350 Pont; Bonneville; 1978-1967; V8-400 Pont; Bonneville; 1979-1963; V8-403 Pont; Bonneville; 1969-1967; V8-428 Pont; Bonneville; 1976-1970; V8-455 Pont; Catalina; 1979-1977; V6-231 Pont; Catalina; 1979-1977; V8-301 Pont; Catalina; 1977; V8-305 Pont; Catalina; 1979-1976; V8-305 (Canada) Pont; Catalina; 1973-1970; V8-350 Pont; Catalina; 1975; V8-350 (Canada) Pont; Catalina; 1966-1959; V8-389 Pont; Catalina; 1978-1967; V8-400 Pont; Catalina; 1979-1961; V8-403 Pont; Catalina; 1969-1967; V8-428 Pont; Catalina; 1976-1970; V8-455 Pont; Executive; 1970; V8-350 Pont; Executive; 1967; V8-389 Pont; Executive; 1970-1967; V8-400 Pont; Executive; 1969-1967; V8-428 Pont; Executive; 1970; V8-455 Pont; Firebird; 1967; L6-230 Pont; Firebird; 1976-1977; L6-250 Pont; Firebird; 1979; V8-301 Pont; Firebird; 1979-1977; V8-305 Pont; Firebird; 1967; V8-326 Pont; Firebird; 1979-1967; V8-350 Pont; Firebird; 1979-1978; V8-403 Pont; Firebird; 1976-1971; V8-455 Pont; Grand Am; 1979; V6-231 Pont; Grand Am; 1979-1978; V8-301 Pont; Grand Am; 1975; V8-350	Pont; Grand Am; 1973; V8-350 Pont; Grand Am; 1975-1973; V8-400 Pont; Grand Am; 1975-1973; V8-455 Pont; Grand Lemans; 1976-1975; L6-250 Pont; Grand Lemans; 1977; L6-250 (Canada) Pont; Grand Lemans; 1979-1976; V6-231 Pont; Grand Lemans; 1979; V8-301 Pont; Grand Lemans; 1977; V8-301 Pont; Grand Lemans; 1979-1976; V8-305 Pont; Grand Lemans; 1979-1975; V8-350 Pont; Grand Lemans; 1977-1975; V8-400 Pont; Grand Lemans; 1977-1975; V8-403 Pont; Grand Prix; 1979-1977; V6-231 Pont; Grand Prix; 1979-1976; V8-305 Pont; Grand Prix; 1966-1962; V8-389 Pont; Grand Prix; 1977-1967; V8-400 Pont; Grand Prix; 1977-1963; V8-403 Pont; Grand Prix; 1969-1967; V8-428 Pont; Grand Prix; 1976-1970; V8-455 Pont; Grand Safari; 1978-1977; V8-301 Pont; Grand Safari; 1977-1978; V8-305 Pont; Grand Safari; 1978-1971; V8-350 Pont; Grand Safari; 1978-1971; V8-403 Pont; Grandville; 1975; V8-400 Pont; Grandville; 1973; V8-400 Pont; Grandville; 1971; V8-400 Pont; Grandville; 1975-1971; V8-455 Pont; GTO; 1966; V8-389 Pont; GTO; 1970-1967; V8-400 Pont; GTO; 1970; V8-455 Pont; Laurentian; 1969; L6-250 (Canada) Pont; Laurentian; 1979-1977; V8-305 (Canada) Pont; Laurentian; 1969; V8-327 (Canada) Pont; Laurentian; 1979-1969; V8-350 (Canada) Pont; Laurentian; 1969; V8-396 (Canada) Pont; Laurentian; 1976-1974; V8-400 (Canada) Pont; Laurentian; 1970; V8-400 (Canada) Pont; Laurentian; 1976-1974; V8-455 (Canada) Pont; Lemans; 1976-1970; L6-250 Pont; Lemans; 1977; L6-250 (Canada) Pont; Lemans; 1979-1976; V6-200 (Canada) Pont; Lemans; 1979; V8-267 (Canada) Pont; Lemans; 1979-1977; V8-301 Pont; Lemans; 1979-1976; V8-305 Pont; Lemans; 1979-1970; V8-350 Pont; Lemans; 1977-1970; V8-400 Pont; Lemans; 1977-1976; V8-403 Pont; Lemans; 1974-1971; V8-455 Pont; Parisienne; 1962-1961; L6-(Canada) Pont; Parisienne; 1965-1963; L6-230 (Canada) Pont; Parisienne; 1979-1977; L6-250 (Canada) Pont; Parisienne; 1972-1961; L6-250 (Canada) Pont; Parisienne; 1979-1977; V8-305 (Canada) Pont; Parisienne; 1969-1961; V8-327 (Canada) Pont; Parisienne; 1961; V8-348 (Canada) Pont; Parisienne; 1979-1969; V8-350 (Canada) Pont; Parisienne; 1969-1966; V8-396 (Canada) Pont; Parisienne; 1976-1974; V8-400 (Canada) Pont; Parisienne; 1970; V8-400 (Canada) Pont; Parisienne; 1970; V8-400 (Canada) Pont; Parisienne; 1965-1964; V8-409 (Canada) Pont; Parisienne; 1969-1966; V8-427 (Canada) Pont; Parisienne; 1970; V8-454 (Canada) Pont; Parisienne; 1976-1974; V8-455 (Canada) Pont; Phoenix; 1978-1977; L4-151 Pont; Phoenix; 1979-1977; V6-231 Pont; Phoenix; 1977; V8-301 Pont; Phoenix; 1979-1977; V8-305 Pont; Phoenix; 1979-1959; V8-350 Pont; Star Chief; 1966-1963; V8-421 Pont; Sunbird; 1977-1976; L4-140 Pont; Sunbird; 1979-1977; L4-151 Pont; Sunbird; 1979-1976; V6-231 Pont; Sunbird; 1979-1978; V8-305 Pont; Tempest; 1965-1964; L6-215 Pont; Tempest; 1967-1966; L6-230 Pont; Tempest; 1970-1964; L6-250 Pont; Tempest; 1970-1968; V8-350 Pont; Tempest; 1965-1964; V8-389 Pont; Tempest; 1970; V8-400 Pont; Ventura; 1977-1973; L4-151 Pont; Ventura; 1977-1975; V6-231 Pont; Ventura; 1977; V8-301
SYSTEM & COMPONENT IDENT.			
PASS. CARS			
LIGHT TRUCKS			
MEDIUM/HEAVY TRUCKS			
BUSES			
HOSE NUMERICAL			
REPAIR KITS			
KIT NUMERICAL			
ILLUSTRATIONS			

Numerical Listing - Power Steering Hose Assemblies and End Fittings

71206 - Continued

Pont; Ventura; 1977; V8-305
 Pont; Ventura; 1977-1973; V8-350
 Rambler; Ambassador; 1965; V8-287
 Rambler; Ambassador; 1965-1961; V8-327
 Rambler; American; 1965-1962; L6-196
 Rambler; American; 1965; L6-232
 Rambler; Marlin; 1965; V8-287
 Rambler; Marlin; 1965; V8-327
 Rambler; Rambler Classic; 1965; V8-287
 Renault; Alliance; 1987-1983; L4-1.4
 Renault; Alliance; 1987-1985; L4-1.7
 Renault; Alliance; 1987-1984; L4-2.0
 Renault; Encore; 1986-1982; L4-1.7
 Renault; Fuego; 1985-1984; L4-2.2
 Renault; 18i; 1983-1981; L4-1.6
 Subaru; Impreza; 1995-1993; L4-1.8
 Subaru; Impreza; 1995; L4-2.2
 Subaru; Legacy; 1995-1990; L4-2.2
 Subaru; SVX; 1995-1992; L6-3.3
 Toy.; Avalon; 1995; V6-3.0
 Toy.; Camry; 1985-1984; L4-1.8 Dsl
 Toy.; Camry; 1991-1983; L4-2.0
 Toy.; Camry; 1986; L4-2.0 Dsl
 Toy.; Camry; 1995-1988; L4-2.2
 Toy.; Camry; 1995-1990; V6-3.0
 Toy.; Celica; 1995-1986; L4-1.8
 Toy.; Celica; 1995-1990; L4-2.2
 Toy.; Celica; 1980-1978; L4-2.2
 Toy.; Celica; 1985-1981; L4-2.4
 Toy.; Celica; 1985-1981; L6-2.8
 Toy.; Corolla; 1995-1983; L4-1.6
 Toy.; Corolla; 1995-1980; L4-1.8
 Toy.; Corolla; 1985-1984; L4-1.8 Dsl
 Toy.; Corona; 1980-1978; L4-2.2
 Toy.; Corona; 1982-1978; L4-2.4
 Toy.; Cressida; 1988-1989; L6-2.8
 Toy.; Land Cruiser; 1987-1982; L4-3.4 Dsl (Canada)
 Toy.; Land Cruiser; 1992-1982; L6-4.0
 Toy.; Land Cruiser; 1995-1993; L6-4.5
 Toy.; MR2; 1995-1991; L4-2.0
 Toy.; MR2; 1995-1991; L4-2.2
 Toy.; Paseo; 1995-1992; L4-1.5
 Toy.; Pickup; 1980; L4-2.2
 Toy.; Pickup; 1983-1981; L4-2.2 Dsl
 Toy.; Pickup; 1979-1978; L4-134
 Toy.; Pickup; 1995-1981; L4-2.4
 Toy.; Pickup; 1986-1988; L4-2.4 Dsl
 Toy.; Previa; 1995-1991; L4-2.4
 Toy.; Supra; 1995-1986; L6-3.0
 Toy.; T100; 1995-1994; L4-2.7
 Toy.; T100; 1994-1993; V6-3.0
 Toy.; T100; 1995; V6-3.4
 Toy.; Tacoma; 1995; L4-2.4
 Toy.; Tacoma; 1995; L4-2.7
 Toy.; Tacoma; 1995; V6-3.4
 Toy.; Tercel; 1995-1983; L4-1.5
 Toy.; Van; 1985-1984; L4-2.0
 Toy.; Van; 1989-1986; L4-2.2
 Toy.; 4 Runner; 1995-1988; L4-2.4
 VW; Corrado; 1992-1990; L4-1.8
 VW; Corrado; 1994-1992; V6-2.8
 VW; Jetta; 1984-1982; L4-1.6 Dsl
 VW; Jetta; 1984-1982; L4-1.7
 VW; Jetta; 1984-1982; L4-1.8
 VW; Quantum; 1985; L4-1.8
 VW; Quantum; 1988-1981; L5-2.2
 VW; Rabbit; 1984-1981; L4-1.7
 VW; Rabbit; 1984-1983; L4-1.8
 VW; Rabbit Pickup; 1983-1981; L4-1.6 Dsl
 VW; Rabbit Pickup; 1983-1981; L4-1.7
 VW; Scirocco; 1983; L4-1.7
 VW; Vanagon; 1985-1984; L4-1.9
 VW; Vanagon; 1992-1986; L4-2.1
 Volvo; 240; 1985-1982; L4-2.1
 Volvo; 240; 1979-1978; L4-130
 Volvo; 240; 1990-1982; L4-2.3
 Volvo; 240; 1985-1980; L6-2.4 Dsl
 Volvo; 260; 1982-1980; V6-2.8
 Volvo; 740; 1990-1986; L4-2.3
 Volvo; 740; 1986-1983; L6-2.4 Dsl
 Volvo; 760; 1990-1983; V6-2.8

71206 - Continued

Volvo; 780; 1990-1987; V6-2.8
 Volvo; 960; 1995-1992; L6-2.9
 Chev; Bison; 1980-1979; Cat 3406 Dsl
 Chev; Bruin; 1980-1979; Cat 3208 Dsl
 Chev; Bruin; 1979-1969; GM V8-427
 Chev; C40; 1969; GM L6-230
 Chev; C40; 1962-1960; GM L6-235
 Chev; C40; 1972-1969; GM L6-250
 Chev; C40; 1962-1960; GM L6-261
 Chev; C40; 1962-1960; GM V8-283
 Chev; C40; 1972-1969; GM V8-307
 Chev; C40; 1962; GM V8-327
 Chev; C40; 1972-1969; GM V8-350
 Chev; C50; 1967-1960; GM L6-230
 Chev; C50; 1978-1960; GM L6-250
 Chev; C50; 1978-1960; GM L6-292
 Chev; C50; 1973-1970; GM V8-307
 Chev; C50; 1968; GM V8-307
 Chev; C50; 1968-1962; GM V8-327
 Chev; C50; 1978-1969; GM V8-350
 Chev; C50; 1978-1966; GM V8-366
 Chev; C50; 1978-1969; GM V8-427
 Chev; C50; 1966; GM V8-427
 Chev; C50; 1978-1960; GM V8-454
 Chev; C60; 1962-1960; GM L6-261
 Chev; C60; 1973; GM V-6 432
 Chev; C60; 1973; GM V-6 478
 Chev; C60; 1968-1960; GM V8-283
 Chev; C60; 1973-1970; GM V8-307
 Chev; C60; 1968; GM V8-307
 Chev; C60; 1968-1962; GM V8-327
 Chev; C60; 1965-1960; GM V8-348
 Chev; C60; 1978-1969; GM V8-350
 Chev; C60; 1978-1960; GM V8-366
 Chev; C60; 1978-1969; GM V8-427
 Chev; C60; 1966; GM V8-427
 Chev; C60; 1978-1973; GM V8-454
 Chev; C70; 1980-1979; Cat 3208 Dsl
 Chev; C70; 1979-1980; GM V8-366
 Chev; CD50; 1970-1967; DetrDsl 4-53
 Chev; CD60; 1970-1967; DetrDsl 4-53
 Chev; CE40; 1962-1960; GM V8-283
 Chev; CE40; 1972-1970; GM V8-307
 Chev; CE40; 1962; GM V8-327
 Chev; CE40; 1972-1960; GM V8-350
 Chev; CE50; 1972-1970; GM V8-307
 Chev; CE50; 1968; GM V8-307
 Chev; CE50; 1968-1962; GM V8-327
 Chev; CE50; 1972-1960; GM V8-350
 Chev; CE60; 1972-1970; GM V8-307
 Chev; CE60; 1968; GM V8-307
 Chev; CE60; 1968-1962; GM V8-327
 Chev; CE60; 1972-1969; GM V8-350
 Chev; CE60; 1975; GM V8-427
 Chev; CG50; 1969-1967; GM D478 Dsl
 Chev; CG50; 1969-1967; GM DH478 Dsl
 Chev; CG60; 1969-1967; GM D478 Dsl
 Chev; CG60; 1969-1967; GM DH478 Dsl
 Chev; CM60; 1972-1970; GM V-6 401
 Chev; CM60; 1972-1970; GM V-6 432
 Chev; CM60; 1972-1967; GM V-6 478
 Chev; D50; 1966-1964; DetrDsl 4-53
 Chev; H70; 1977-1973; DetrDsl 6V-53
 Chev; HE90; 1971; GM V8-637
 Chev; HJ70; 1971-1970; GM D637 Dsl
 Chev; HV70; 1972-1970; DetrDsl 6V-53
 Chev; J70; 1977-1973; DetrDsl 6V-53
 Chev; J80; 1977-1973; DetrDsl 6V-53
 Chev; JE90; 1971; GM V8-637
 Chev; JJ70; 1971-1970; GM D637 Dsl
 Chev; JV70; 1972-1970; DetrDsl 6V-53
 Chev; JV80; 1972-1970; DetrDsl 6V-53
 Chev; L50; 1965-1963; GM V8-283
 Chev; L50; 1965-1963; GM V8-327
 Chev; L60; 1965-1963; GM V8-283
 Chev; L60; 1965-1963; GM V8-327
 Chev; M65; 1978-1973; GM V8-366
 Chev; M65; 1978-1973; GM V8-427
 Chev; M65; 1978-1973; GM V8-454
 Chev; MB60; 1969; GM D478 Dsl
 Chev; MB60; 1969; GM DH478 Dsl
 Chev; P30; 1979-1967; GM L6-292

71206 - Continued

Chev; P50; 1967; GM L6-292
 Chev; T40; 1967-1963; GM L6-230
 Chev; T40; 1968-1963; GM L6-250
 Chev; T40; 1972-1963; GM L6-292
 Chev; T50; 1973; GM D478 Dsl
 Chev; T50; 1973-1963; GM DH478 Dsl
 Chev; T50; 1968-1963; GM V8-283
 Chev; T50; 1968; GM V8-307
 Chev; T50; 1968-1963; GM V8-327
 Chev; T50; 1972-1970; GM V8-350
 Chev; T50; 1973-1966; GM V8-366
 Chev; T50; 1973-1966; GM V8-427
 Chev; T50; 1968-1966; GM V8-454
 Chev; T60; 1975; GM D478 Dsl
 Chev; T60; 1973; GM D478 Dsl
 Chev; T60; 1975; GM DH478 Dsl
 Chev; T60; 1973-1963; GM DH478 Dsl
 Chev; T60; 1968-1963; GM V8-283
 Chev; T60; 1978-1976; GM V8-305
 Chev; T60; 1973; GM V8-307
 Chev; T60; 1968; GM V8-307
 Chev; T60; 1968-1963; GM V8-327
 Chev; T60; 1965-1963; GM V8-348
 Chev; T60; 1978-1970; GM V8-350
 Chev; T60; 1978-1963; GM V8-366
 Chev; T60; 1978-1966; GM V8-427
 Chev; T60; 1976; GM V8-454
 Chev; T60; 1968-1966; GM V8-454
 Chev; T65; 1974; GM V-6 305
 Chev; T65; 1974; GM V-6 351
 Chev; T65; 1974; GM V-6 379
 Chev; T65; 1978-1974; GM V8-366
 Chev; T65; 1978-1974; GM V8-427
 Chev; T65; 1976; GM V8-454
 Chev; TD50; 1969; DetrDsl 4-53
 Chev; TD60; 1969-1963; DetrDsl 4-53
 Chev; TE50; 1968; GM V8-307
 Chev; TE50; 1968-1963; GM V8-327
 Chev; TE50; 1972-1970; GM V8-350
 Chev; TE50; 1972-1970; GM V8-366
 Chev; TE60; 1966-1963; GM V8-283
 Chev; TE60; 1966-1963; GM V8-327
 Chev; TE60; 1972-1970; GM V8-366
 Chev; TE65; 1972-1966; GM V8-366
 Chev; TE65; 1972-1966; GM V8-427
 Chev; TE65; 1968-1966; GM V8-454
 Chev; TG50; 1972-1967; GM D478 Dsl
 Chev; TG50; 1972-1967; GM DH478 Dsl
 Chev; TG60; 1972-1967; GM D478 Dsl
 Chev; TG60; 1972-1967; GM DH478 Dsl
 Chev; Titan; 1980-1979; Cat 3406 Dsl
 Chev; TM65; 1972-1970; GM V-6 305
 Chev; TM65; 1972-1970; GM V-6 351
 Chev; TM65; 1972-1970; GM V-6 379
 Chev; TV70; 1968-1966; DetrDsl 6V-53
 Chev; W6; 1980; GM V8-5.7
 Chev; W6; 1980; GM V8-6.0
 Chev; W7; 1980; GM V8-6.0
 Chev; W7; 1980; GM V8-7.0
 Chev; W70; 1968-1966; DetrDsl 6V-53
 Chev; Y80; 1966; DetrDsl 6V-53
 Dodge; D400; 1976-1975; Dodge V8-318
 Dodge; W500; 1976-1975; Dodge V8-318
 Ford; E350; 1989; V8-5.8
 Ford; E350; 1989; V8-7.5
 Ford; F Super Duty; 1995; V8-7.3 Dsl
 Ford; F Super Duty; 1995; V8-7.5
 Ford; F Super Duty; 1989-1988; V8-7.5
 GMC; Astro; 1980-1979; Cat 3406 Dsl
 GMC; Astro; 1981-1979; DetrDsl 6-71
 GMC; Astro; 1983-1979; DetrDsl 6V-92
 GMC; Astro; 1983-1979; DetrDsl 8V-71
 GMC; Astro; 1983-1979; DetrDsl 8V-92
 GMC; Brigadier; 1983-1979; DetrDsl 6-71
 GMC; Brigadier; 1983-1979; DetrDsl 6V-53
 GMC; Brigadier; 1983-1979; DetrDsl 6V-92
 GMC; Brigadier; 1981-1979; DetrDsl 8V-71
 GMC; Brigadier; 1979-1969; V8-427
 GMC; C5000; 1987-1985; V8-5.7
 GMC; C6000; 1985-1983; DetrDsl V8-8.2
 GMC; C6000; 1987-1985; V8-5.7
 GMC; C6000; 1987; V8-6.0

**SYSTEM
PUMP &
GEAR
IDENT.**

**SYSTEM &
COM-
PONENT
IDENT.**

**PASS.
CARS**

**LIGHT
TRUCKS**

**MEDIUM/
HEAVY
TRUCKS**

BUSES

**HOSE
NUMER-
ICAL**

**REPAIR
KITS**

**KIT
NUMER-
ICAL**

ILLUSTRATIONS

Numerical Listing - Power Steering Hose Assemblies and End Fittings

	71206 - Continued	71206 - Continued	71206 - Continued
SYSTEM PUMP & GEAR IDENT.	GMC; C7000; 1985; DetrDsl V8-8.2 GMC; C7000; 1983; DetrDsl V8-8.2 GMC; C7000; 1987; V8-6.0 GMC; C7000; 1987; V8-7.0 GMC; CD6500; 1977; DetrDsl 4-53 GMC; CE4500; 1968-1967; V8-283 GMC; CE4500; 1962-1960; V8-283 GMC; CE4500; 1972-1970; V8-307 GMC; CE4500; 1968; V8-307 GMC; CE4500; 1968-1967; V8-327 GMC; CE4500; 1962; V8-327 GMC; CE4500; 1972-1960; V8-350 GMC; CE5000; 1977; V8-305 GMC; CE5000; 1973-1970; V8-307 GMC; CE5000; 1968-1960; V8-307 GMC; CE5000; 1968-1962; V8-327 GMC; CE5000; 1977-1975; V8-350 GMC; CE5000; 1973-1968; V8-350 GMC; CE5500; 1972-1970; V8-307 GMC; CE5500; 1972-1969; V8-350 GMC; CE5500; 1972-1966; V8-366 GMC; CE5500; 1972-1966; V8-427 GMC; CE5500; 1968-1966; V8-454 GMC; CE6000; 1968-1960; V8-283 GMC; CE6000; 1973-1970; V8-307 GMC; CE6000; 1968-1960; V8-307 GMC; CE6000; 1968-1960; V8-327 GMC; CE6000; 1977-1969; V8-350 GMC; CE6000; 1977-1967; V8-366 GMC; CE6000; 1977-1967; V8-427 GMC; CE6000; 1977-1973; V8-454 GMC; CE6000; 1968-1967; V8-454 GMC; CE6500; 1977-1973; V8-366 GMC; CE6500; 1977-1973; V8-427 GMC; CE6500; 1977-1966; V8-454 GMC; CG5500; 1972-1970; GMC D478 Dsl GMC; CG5500; 1972-1970; GMC DH478 Dsl GMC; CG6000; 1975-1973; GMC D478 Dsl GMC; CG6000; 1975-1973; GMC DH478 Dsl GMC; CH9500; 1970-1966; DetrDsl 8V-71 GMC; CI9500; 1971-1966; DetrDsl 6-71N GMC; CM5500; 1974-1970; V-6 305 GMC; CM5500; 1974-1970; V-6 351 GMC; CM5500; 1974-1970; V-6 379 GMC; CM6500; 1975-1970; V-6 305 GMC; CM6500; 1975-1970; V-6 351 GMC; CM6500; 1975-1970; V-6 379 GMC; CM6500; 1974-1970; V-6 401 GMC; CM6500; 1974-1970; V-6 432 GMC; CM6500; 1974-1970; V-6 478 GMC; CS4500; 1977-1967; L6-230 GMC; CS4500; 1977-1967; L6-250 GMC; CS5000; 1977-1967; L6-292 GMC; CS5500; 1977-1963; L6-230 GMC; CS5500; 1977-1963; L6-250 GMC; CS6000; 1977-1967; L6-292 GMC; DE9500; 1972-1967; V8-637 GMC; EG5500; 1969-1967; GMC D478 Dsl GMC; EG5500; 1969-1967; GMC DH478 Dsl GMC; EG6500; 1969-1967; GMC D478 Dsl GMC; EG6500; 1969-1967; GMC DH478 Dsl GMC; EM4500; 1969-1967; V-6 305 GMC; EM4500; 1969-1967; V-6 351 GMC; EM4500; 1969-1967; V-6 379 GMC; EM5500; 1969-1967; V-6 305 GMC; EM5500; 1969-1967; V-6 351 GMC; EM5500; 1969-1967; V-6 379 GMC; EM6500; 1969-1967; V-6 305 GMC; EM6500; 1969-1967; V-6 351 GMC; EM6500; 1969-1967; V-6 379 GMC; ES4500; 1969-1967; L6-230 GMC; ES4500; 1969-1967; L6-250 GMC; FE9500; 1972-1966; V8-637 GMC; General; 1983-1979; DetrDsl 6-71 GMC; General; 1983-1979; DetrDsl 6V-92 GMC; General; 1983-1979; DetrDsl 8V-71 GMC; General; 1983-1979; DetrDsl 8V-92 GMC; HE9500; 1972-1966; V8-637 GMC; HI9500; 1966; DetrDsl 6-71 GMC; HI9500; 1972-1966; DetrDsl 6-71N GMC; HJ7500; 1969-1967; GMC D637 Dsl GMC; HJ7500; 1969-1967; GMC DH637 Dsl	GMC; HJ9500; 1969-1966; GMC D637 Dsl GMC; HJ9500; 1969-1966; GMC DH637 Dsl GMC; HM7500; 1971-1966; V-6 305 GMC; HM7500; 1971-1966; V-6 351 GMC; HM7500; 1971-1966; V-6 379 GMC; HM7500; 1971-1966; V-6 401 GMC; HM7500; 1971-1966; V-6 432 GMC; HM7500; 1971-1966; V-6 478 GMC; HM8500; 1970-1966; V-6 305 GMC; HM8500; 1970-1966; V-6 351 GMC; HM8500; 1970-1966; V-6 379 GMC; HM8500; 1971-1966; V-6 401 GMC; HM8500; 1971-1966; V-6 432 GMC; HM8500; 1971-1966; V-6 478 GMC; JE9500; 1972-1966; V8-637 GMC; JI9500; 1969-1968; DetrDsl 6-71 GMC; JI9500; 1972-1966; DetrDsl 6-71N GMC; JJ7500; 1969-1967; GMC D637 Dsl GMC; JJ7500; 1969-1967; GMC DH637 Dsl GMC; JJ9500; 1969-1966; GMC D637 Dsl GMC; JJ9500; 1969-1966; GMC DH637 Dsl GMC; JM7500; 1970-1966; V-6 305 GMC; JM7500; 1970-1966; V-6 351 GMC; JM7500; 1970-1966; V-6 379 GMC; JM7500; 1971-1966; V-6 401 GMC; JM7500; 1971-1966; V-6 432 GMC; JM8500; 1971-1966; V-6 401 GMC; JM8500; 1971-1966; V-6 432 GMC; JM8500; 1971-1966; V-6 478 GMC; JN7500; 1968-1966; DetrDsl 6V-53 GMC; JN8500; 1968-1966; DetrDsl 6V-53 GMC; M6500; 1978; V8-366 GMC; M6500; 1978; V8-427 GMC; M6500; 1978-1973; V8-454 GMC; ME6500; 1977-1973; V8-427 GMC; ME6500; 1977-1970; V8-454 GMC; ME9500; 1968-1966; V8-637 GMC; MI9500; 1972-1966; DetrDsl 6-71N GMC; MM6500; 1974-1970; V-6 401 GMC; MM6500; 1974-1970; V-6 432 GMC; MM6500; 1974-1970; V-6 478 GMC; P3500; 1979-1978; L6-292 GMC; T6000; 1966-1963; V8-283 GMC; T6000; 1973; V8-307 GMC; T6000; 1966-1963; V8-327 GMC; T6000; 1978-1973; V8-350 GMC; T6000; 1978-1966; V8-366 GMC; T6000; 1978-1966; V8-427 GMC; T6000; 1969-1966; V8-454 GMC; T6500; 1978; V8-366 GMC; T6500; 1978; V8-427 GMC; TE5500; 1968-1963; V8-283 GMC; TE5500; 1968; V8-307 GMC; TE5500; 1968-1963; V8-327 GMC; TE5500; 1972-1970; V8-350 GMC; TE5500; 1972-1966; V8-366 GMC; TE5500; 1968-1966; V8-454 GMC; TE6500; 1968-1966; V8-454 GMC; TE9500; 1968; V8-637 GMC; TG5500; 1975-1972; GMC D478 Dsl GMC; TG5500; 1969-1967; GMC D478 Dsl GMC; TG5500; 1975-1972; GMC DH478 Dsl GMC; TG5500; 1969-1967; GMC DH478 Dsl GMC; TG6000; 1975-1972; GMC D478 Dsl GMC; TG6000; 1969-1967; GMC D478 Dsl GMC; TG6000; 1975-1972; GMC DH478 Dsl GMC; TG6000; 1969-1967; GMC DH478 Dsl GMC; TG6500; 1974-1972; GMC D478 Dsl GMC; TG6500; 1974-1972; GMC DH478 Dsl GMC; TM5500; 1974-1970; V-6 305 GMC; TM5500; 1974-1970; V-6 351 GMC; TM5500; 1974-1970; V-6 379 GMC; TM6000; 1974-1970; V-6 305 GMC; TM6000; 1974-1970; V-6 351 GMC; TM6000; 1974-1970; V-6 379 GMC; TM6500; 1974-1970; V-6 305 GMC; TM6500; 1974-1970; V-6 351 GMC; TM6500; 1974-1970; V-6 379 GMC; TM7500; 1968-1966; V-6 305 GMC; TM7500; 1968-1966; V-6 351 GMC; TM7500; 1968-1966; V-6 379	GMC; TM7500; 1968-1966; V-6 401 GMC; TM7500; 1968-1966; V-6 432 GMC; TM7500; 1968-1966; V-6 478 GMC; TM8500; 1968-1966; V-6 401 GMC; TM8500; 1968-1966; V-6 432 GMC; TM8500; 1968-1966; V-6 478 GMC; TS5500; 1972-1963; L6-292 GMC; TV7500; 1977-1966; DetrDsl 6V-53 GMC; WE9500; 1972; V8-637 GMC; WM7500; 1968-1966; V-6 401 GMC; WM7500; 1968-1966; V-6 432 GMC; WM7500; 1968-1966; V-6 478 GMC; WM8500; 1968-1966; V-6 401 GMC; WM8500; 1968-1966; V-6 432 GMC; WM8500; 1968-1966; V-6 478 GMC; WV7500; 1967-1966; DetrDsl 6V-53 Chev; B7; 1973-1969; GM V8-350 Chev; B7; 1973-1969; GM V8-366 Chev; B7; 1973-1969; GM V8-427 Chev; B7; 1973-1969; GM V8-454 Chev; B60 B6P; 1973-1969; GM V8-350 Chev; B60 B6P; 1973-1969; GM V8-366 Chev; B60 B6P; 1973-1969; GM V8-427 Chev; B60 B6P; 1973-1969; GM V8-454 Chev; S40; 1977-1973; GM L6-230 Chev; S40; 1977-1973; GM L6-250 Chev; S40; 1978-1975; GM L6-292 Chev; S40; 1978-1975; GM V8-350 Chev; S50; 1978-1975; GM L6-292 Chev; S50; 1978-1975; GM V8-350 Chev; S50; 1978-1975; GM V8-366 Chev; S60 B6P; 1978-1973; GM L6-292 Chev; S60 B6P; 1978-1973; GM V-6 305 Chev; S60 B6P; 1978-1973; GM V-6 351 Chev; S60 B6P; 1978-1973; GM V-6 379 Chev; S60 B6P; 1978-1969; GM V8-350 Chev; S60 B6P; 1978-1969; GM V8-366 Chev; S65; 1978-1973; GM V-6 305 Chev; S65; 1978-1973; GM V-6 351 Chev; S65; 1978-1973; GM V-6 401 Chev; S65; 1978-1973; GM V-6 432 Chev; S65; 1978-1973; GM V-6 478 Chev; S65; 1978-1975; GM V8-366 Dodge; S500; 1976-1974; GM V8-318 Dodge; S600; 1976-1974; GM V8-318 GMC; B6000 B6P; 1979; V8-350 GMC; B6000 B6P; 1982-1979; V8-5.7 GMC; B6000 B6P; 1982-1979; V8-6.0 GMC; B6000 B6P; 1982-1979; V8-7.0 GMC; S5000; 1974-1973; L6-230 GMC; SE6000; 1978-1975; V8-307 GMC; SE6000; 1978-1975; V8-350 GMC; SE6000; 1978-1975; V8-366 GMC; SE6000; 1978-1975; V8-427 GMC; SE6000; 1978-1970; V8-454 GMC; SG5500; 1974-1970; GMC DH478 Dsl GMC; SG6000; 1975-1970; GMC D478 Dsl GMC; SG6000; 1975-1970; GMC DH478 Dsl GMC; SM5500; 1975-1973; V-6 305 GMC; SM5500; 1975-1973; V-6 351 GMC; SM5500; 1975-1973; V-6 379 GMC; SM6500; 1975-1973; V-6 305 GMC; SM6500; 1975-1973; V-6 351 GMC; SM6500; 1975-1973; V-6 379 GMC; SS4500; 1977-1973; L6-230 GMC; SS4500; 1977-1973; L6-250 GMC; SS6000; 1978-1994; L6-292
SYSTEM & COMPONENT IDENT.			
PASS. CARS			
LIGHT TRUCKS			
MEDIUM/HEAVY TRUCKS			
BUSES			
HOSE NUMERICAL			
REPAIR KITS			
KIT NUMERICAL			
ILLUSTRATIONS			71207
			Chev; Tracker; 1992-1989; L4-1.6 (Canada) Chry; Dynasty; 1993-1991; V6-3.3 (Canada) Chry; Lebaron; 1965-1966; V8-413 Chry; New Yorker; 1966; V8-383 Chry; Newport; 1966; V8-383 Chry; 300; 1966-1965; V8-383 Chry; 300; 1965-1966; V8-413 Dodge; B Van; 1987-1980; L6-3.7 Dodge; B Van; 1989-1980; V6-3.9 Dodge; B Van; 1989-1980; V8-5.9 Dodge; Caravan; 1995-1990; V6-3.3

Numerical Listing - Power Steering Hose Assemblies and End Fittings

71207 - Continued

Dodge; CB Van; 1980; V8-5.2
 Dodge; CB Van; 1980; V8-5.9
 Dodge; Charger; 1966; V8-273
 Dodge; Charger; 1966; V8-318
 Dodge; Charger; 1966; V8-361
 Dodge; Charger; 1966; V8-383
 Dodge; Charger; 1966; V8-426
 Dodge; Coronet; 1966-1965; L6-225
 Dodge; Custom 880; 1965; V8-383
 Dodge; Custom 880; 1965; V8-413
 Dodge; Custom 880; 1965; V8-426
 Dodge; D & W Pickup; 1993-1985; V8-5.9
 Dodge; Dart; 1966; L6-170
 Dodge; Dart; 1964-1963; L6-170
 Dodge; Dart; 1966; L6-225
 Dodge; Dart; 1964-1962; L6-225
 Dodge; Dart; 1966-1964; V8-273
 Dodge; Dart; 1962; V8-318
 Dodge; Dart; 1962; V8-361
 Dodge; Dart; 1962-1991; V8-413
 Dodge; Grand Caravan; 1995-1990; V6-3.3
 Dodge; Grand Caravan; 1995-1994; V6-3.8
 Dodge; M Motor Home; 1973-1969; V8-318
 Dodge; M Motor Home; 1973; V8-360
 Dodge; M Motor Home; 1973-1969; V8-413
 Dodge; M Motor Home; 1973; V8-440
 Dodge; MB Van; 1980; V8-5.9
 Dodge; Monaco; 1992-1990; V6-3.0
 Dodge; Monaco; 1966-1965; V8-383
 Dodge; Monaco; 1965; V8-413
 Dodge; Monaco; 1965-1966; V8-426
 Dodge; Polara; 1966; V8-318
 Dodge; Polara; 1966-1965; V8-383
 Dodge; Polara; 1965; V8-413
 Dodge; Polara; 1965-1966; V8-426
 Dodge; Ramcharger; 1993-1985; V8-5.9
 Dodge; RM Motor Home; 1973; V8-318
 Dodge; RM Motor Home; 1973; V8-360
 Dodge; RM Motor Home; 1973; V8-413
 Dodge; RM Motor Home; 1973; V8-440
 Eagle; Premier; 1989-1988; L4-2.5
 Eagle; Premier; 1992-1988; V6-3.0
 Ford; Bronco Compact; 1985; L4-2.3 Dsl
 Ford; Escort; 1990-1987; L4-1.9
 Ford; EXP; 1988-1987; L4-1.9
 Ford; F Pickup; 1995-1990; V8-7.3 Dsl
 Ford; F Pickup; 1995-1990; V8-7.5
 Ford; Probe; 1992-1990; V6-3.0
 Ford; Ranger; 1984; L4-2.2 Dsl
 Ford; Ranger; 1987-1985; L4-2.3 Dsl
 Ford; Taurus; 1992-1988; V6-3.0
 Geo; Prizm; 1990; L4-1.6
 Geo; Tracker; 1995-1989; L4-1.6
 Honda; Passport; 1995-1994; L4-2.6
 Honda; Prelude; 1985-1983; L4-1.8
 Honda; Prelude; 1985; L4-2.0
 Isuzu; Pickup; 1982; L4-1.8
 Isuzu; Pickup; 1987-1983; L4-1.9
 Isuzu; Pickup; 1987-1982; L4-2.2 Dsl
 Isuzu; Pickup; 1987-1986; L4-2.3
 Isuzu; Rodeo; 1992-1991; L4-2.6
 Isuzu; Trooper; 1995-1992; V6-3.2
 Jeep; Cherokee; 1987-1985; L4-2.1 Dsl
 Jeep; Cherokee; 1995-1987; L4-2.5
 Jeep; Comanche; 1987-1986; L4-2.1 Dsl
 Jeep; Comanche; 1992-1987; L4-2.5
 Jeep; Wagoneer; 1987-1985; L4-2.1 Dsl
 Jeep; Wagoneer; 1987; L4-2.5
 Jeep; Wrangler; 1991; L4-2.5
 Jeep; Wrangler; 1991; L6-4.0
 Kia; Sephia; 1994; L4-1.6
 Mazda; RX-7; 1995-1993; 2-Rotor 1.3
 Merc; Lynx; 1987-1986; L4-1.9
 Mits; Pickup; 1993-1990; L4-2.4
 Niss; Maxima; 1993-1985; V6-3.0
 Niss; Pathfinder; 1987-1988; L4-2.4
 Niss; Pathfinder; 1990-1987; V6-3.0
 Niss; Pickup; 1995-1986; L4-2.4
 Niss; Pickup; 1986-1987; L4-2.5 Dsl
 Niss; Pickup; 1995-1986; V6-3.0
 Niss; Stanza; 1989-1986; L4-2.0
 Niss; Stanza; 1992-1990; L4-2.4

71207 - Continued

Niss; 200SX; 1986-1984; L4-1.8
 Niss; 200SX; 1987-1984; L4-1.8 (Canada)
 Niss; 200SX; 1988-1987; V6-3.0
 Niss; 300ZX; 1995-1984; V6-3.0
 Ply; B Van; 1983-1980; L6-3.7
 Ply; B Van; 1983-1980; V8-5.2
 Ply; B Van; 1983-1980; V8-5.9
 Ply; Belvedere; 1966-1958; L6-225
 Ply; Belvedere; 1966-1958; V8-273
 Ply; Belvedere; 1958; V8-350
 Ply; Belvedere; 1966-1959; V8-361
 Ply; Belvedere; 1966-1963; V8-383
 Ply; Belvedere; 1961; V8-383
 Ply; Belvedere; 1966-1963; V8-426
 Ply; Fury; 1966-1960; L6-225
 Ply; Fury; 1966-1959; V8-318
 Ply; Fury; 1966-1959; V8-361
 Ply; Fury; 1966-1961; V8-383
 Ply; Fury; 1965-1963; V8-426
 Ply; Fury; 1966; V8-440
 Ply; Grand Voyager; 1995-1990; V6-3.3
 Ply; Grand Voyager; 1995-1994; V6-3.8
 Ply; Satellite; 1966-1960; V8-273
 Ply; Savoy; 1964-1960; V8-318
 Ply; Savoy; 1964-1960; V8-361
 Ply; Savoy; 1964-1963; V8-383
 Ply; Savoy; 1961; V8-383
 Ply; Savoy; 1964; V8-426
 Ply; Valiant; 1966-1960; L6-170
 Ply; Valiant; 1966-1961; L6-225
 Ply; Valiant; 1966-1991; V8-273
 Renault; Alliance; 1987-1983; L4-1.4
 Renault; Alliance; 1987-1985; L4-1.7
 Renault; Alliance; 1987-1984; L4-2.0
 Renault; Encore; 1986-1982; L4-1.7
 Renault; Fuego; 1985-1984; L4-2.2
 Renault; 181; 1983-1981; L4-1.6
 Toy.; Camry; 1984; L4-1.8 Dsl
 Toy.; Camry; 1991-1983; L4-2.0
 Toy.; Camry; 1991-1982; V6-2.5
 Toy.; Corolla; 1989-1988; L4-1.6
 Toy.; Cressida; 1992-1989; L6-3.0
 Toy.; Land Cruiser; 1995-1993; L6-4.5
 Toy.; Pickup; 1980; L4-2.2
 Toy.; Pickup; 1983-1981; L4-2.2 Dsl
 Toy.; Pickup; 1979-1978; L4-134
 Toy.; Pickup; 1987-1981; L4-2.4
 Toy.; Pickup; 1986-1987; L4-2.4 Dsl
 Toy.; Van; 1985-1984; L4-2.0
 Toy.; Van; 1988-1986; L4-2.2
 Toy.; 4 Runner; 1987-1984; L4-2.4
 VW; Cabriolet; 1993-1985; L4-1.8
 VW; Corrado; 1992-1990; L4-1.8
 VW; Corrado; 1994-1992; V6-2.8
 VW; Jetta; 1984-1982; L4-1.6 Dsl
 VW; Jetta; 1984-1982; L4-1.7
 VW; Jetta; 1984; L4-1.8
 VW; Passat; 1993-1991; L4-1.8 (Canada)
 VW; Passat; 1993; L4-1.9 Dsl (Canada)
 VW; Passat; 1995; L4-2.0
 VW; Passat; 1993-1990; L4-2.0
 VW; Passat; 1994-1993; L4-2.0 (Canada)
 VW; Rabbit; 1984-1981; L4-1.6 Dsl
 VW; Rabbit; 1984-1981; L4-1.7
 VW; Rabbit; 1984-1983; L4-1.8
 VW; Rabbit Pickup; 1983-1981; L4-1.6 Dsl
 VW; Rabbit Pickup; 1983-1981; L4-1.7
 VW; Scirocco; 1983; L4-1.7
 VW; Scirocco; 1988-1983; L4-1.8
 VW; Scirocco; 1989; L4-1.8 (Canada)
 Volvo; 240; 1990-1985; L4-2.3
 Volvo; 740; 1990-1989; L4-2.3
 Volvo; 760; 1984-1983; V6-2.8
 Chev; CG50; 1967; GM D478 Dsl
 Chev; CG50; 1967; GM DH478 Dsl
 Chev; CG60; 1967; GM D478 Dsl
 Chev; CG60; 1967; GM DH478 Dsl
 Chev; H70; 1977-1973; DetrDsl 6V-53
 Chev; HE90; 1971; GM V8-637
 Chev; HJ70; 1971-1970; GM D637 Dsl
 Chev; HV70; 1972-1970; DetrDsl 6V-53
 Chev; J70; 1977-1973; DetrDsl 6V-53

71207 - Continued

Chev; J80; 1977-1973; DetrDsl 6V-53
 Chev; JE90; 1971; GM V8-637
 Chev; JJ70; 1971-1970; GM D637 Dsl
 Chev; JV70; 1972-1970; DetrDsl 6V-53
 Chev; JY80; 1972-1970; DetrDsl 6V-53
 Chev; L50; 1965-1963; GM V8-283
 Chev; L50; 1965-1963; GM V8-327
 Chev; L60; 1965-1963; GM V8-283
 Chev; L60; 1965-1963; GM V8-327
 Chev; T40; 1967-1963; GM L6-230
 Chev; T40; 1968-1963; GM L6-250
 Chev; T40; 1972-1963; GM L6-292
 Chev; T50; 1973; GM D478 Dsl
 Chev; T50; 1973-1963; GM DH478 Dsl
 Chev; T50; 1968-1963; GM V8-283
 Chev; T50; 1968; GM V8-307
 Chev; T50; 1968-1963; GM V8-327
 Chev; T50; 1972-1970; GM V8-350
 Chev; T50; 1973-1966; GM V8-366
 Chev; T50; 1973-1966; GM V8-427
 Chev; T50; 1968-1966; GM V8-454
 Chev; T60; 1975; GM D478 Dsl
 Chev; T60; 1973; GM D478 Dsl
 Chev; T60; 1975; GM DH478 Dsl
 Chev; T60; 1973-1963; GM DH478 Dsl
 Chev; T60; 1968-1963; GM V8-283
 Chev; T60; 1978-1976; GM V8-305
 Chev; T60; 1973; GM V8-307
 Chev; T60; 1968; GM V8-307
 Chev; T60; 1968-1963; GM V8-327
 Chev; T60; 1965-1963; GM V8-348
 Chev; T60; 1978-1970; GM V8-350
 Chev; T60; 1978-1963; GM V8-366
 Chev; T60; 1978-1966; GM V8-427
 Chev; T60; 1968-1966; GM V8-454
 Chev; T65; 1974; GM V-6 305
 Chev; T65; 1974; GM V-6 351
 Chev; T65; 1974; GM V-6 379
 Chev; T65; 1978-1974; GM V8-366
 Chev; T65; 1978-1974; GM V8-427
 Chev; T65; 1976; GM V8-454
 Chev; TE50; 1968-1963; GM V8-283
 Chev; TE50; 1968; GM V8-307
 Chev; TE50; 1968-1963; GM V8-327
 Chev; TE50; 1972-1970; GM V8-350
 Chev; TE50; 1972-1970; GM V8-366
 Chev; TE60; 1966-1963; GM V8-283
 Chev; TE60; 1966-1963; GM V8-327
 Chev; TE60; 1972-1970; GM V8-366
 Chev; TE65; 1972-1966; GM V8-366
 Chev; TE65; 1972-1966; GM V8-427
 Chev; TE65; 1968-1966; GM V8-454
 Chev; TG50; 1972-1967; GM D478 Dsl
 Chev; TG50; 1972-1967; GM DH478 Dsl
 Chev; TG60; 1972-1967; GM D478 Dsl
 Chev; TG60; 1972-1967; GM DH478 Dsl
 Chev; TM65; 1970; GM V-6 305
 Chev; TM65; 1970; GM V-6 351
 Chev; TM65; 1970; GM V-6 379
 Dodge; D400; 1976-1972; Dodge L6-225
 Dodge; D400; 1976-1972; Dodge V8-318
 Dodge; D500; 1976-1974; Dodge V8-318
 Dodge; D600; 1976-1974; Dodge V8-318
 Dodge; D700; 1976-1974; Perkins L6-354 Dsl
 Dodge; LT1000; 1975-1961; DetrDsl 8V-71
 Dodge; W500; 1976-1972; Dodge L6-225
 Dodge; W500; 1976-1975; Dodge V8-318
 GMC; Astro; 1980-1979; Cat 3406 Dsl
 GMC; Astro; 1981-1979; DetrDsl 6-71
 GMC; Astro; 1983-1979; DetrDsl 6V-92
 GMC; Astro; 1983-1979; DetrDsl 8V-71
 GMC; Astro; 1983-1979; DetrDsl 8V-92
 GMC; Brigadier; 1983-1979; DetrDsl 6-71
 GMC; Brigadier; 1983-1979; DetrDsl 6V-53
 GMC; Brigadier; 1983-1979; DetrDsl 6V-92
 GMC; Brigadier; 1981-1979; DetrDsl 8V-71
 GMC; Brigadier; 1979-1980; V8-427
 GMC; CE5000; 1963; V8-283
 GMC; CE5000; 1963; V8-307
 GMC; CE5000; 1963; V8-327
 GMC; CE6000; 1963; V8-283
 GMC; CE6000; 1963; V8-307

SYSTEM
PUMP &
GEAR
IDENT.

SYSTEM &
COM-
PONENT
IDENT.

PASS.
CARS

LIGHT
TRUCKS

MEDIUM/
HEAVY
TRUCKS

BUSES

HOSE
NUMER-
ICAL

REPAIR
KITS

KIT
NUMER-
ICAL

ILLUST-
RATIONS

Numerical Listing - Power Steering Hose Assemblies and End Fittings

	71207 - Continued	71207 - Continued	71219
SYSTEM PUMP & GEAR IDENT.	GMC; CE6000; 1963; V8-327 GMC; CE9500; 1972-1966; V8-637 GMC; CH9500; 1970-1966; DetrDsl 8V-71 GMC; CI9500; 1971-1966; DetrDsl 6-71N GMC; CM6500; 1975; V-6 305 GMC; CM6500; 1975; V-6 351 GMC; CM6500; 1975; V-6 379 GMC; CS4500; 1977; L6-230 GMC; CS4500; 1977; L6-250 GMC; CS5500; 1963; L6-230 GMC; CS5500; 1963; L6-250 GMC; DE9500; 1972-1966; V8-637 GMC; FE9500; 1972-1966; V8-637 GMC; General; 1983-1979; DetrDsl 6-71 GMC; General; 1983-1979; DetrDsl 6V-92 GMC; General; 1983-1979; DetrDsl 8V-71 GMC; General; 1983-1979; DetrDsl 8V-92 GMC; HE9500; 1972-1966; V8-637 GMC; HI9500; 1966; DetrDsl 6-71 GMC; HI9500; 1972-1966; DetrDsl 6-71N GMC; HJ7500; 1969-1967; GMC D637 Dsl GMC; HJ7500; 1969-1967; GMC DH637 Dsl GMC; HJ9500; 1969-1966; GMC D637 Dsl GMC; HJ9500; 1969-1966; GMC DH637 Dsl GMC; HM7500; 1971-1966; V-6 305 GMC; HM7500; 1971-1966; V-6 351 GMC; HM7500; 1971-1966; V-6 379 GMC; HM7500; 1971-1966; V-6 401 GMC; HM7500; 1971-1966; V-6 432 GMC; HM7500; 1971-1966; V-6 478 GMC; HM8500; 1970-1966; V-6 305 GMC; HM8500; 1970-1966; V-6 351 GMC; HM8500; 1970-1966; V-6 379 GMC; HM8500; 1971-1966; V-6 401 GMC; HM8500; 1971-1966; V-6 432 GMC; HM8500; 1971-1966; V-6 478 GMC; JE9500; 1972-1966; V8-637 GMC; JI9500; 1969-1968; DetrDsl 6-71 GMC; JI9500; 1972-1966; DetrDsl 6-71N GMC; JJ7500; 1969-1967; GMC D637 Dsl GMC; JJ7500; 1969-1967; GMC DH637 Dsl GMC; JJ9500; 1969-1966; GMC D637 Dsl GMC; JJ9500; 1969-1966; GMC DH637 Dsl GMC; JM7500; 1970-1966; V-6 305 GMC; JM7500; 1970-1966; V-6 351 GMC; JM7500; 1970-1966; V-6 379 GMC; JM7500; 1971-1966; V-6 401 GMC; JM7500; 1971-1966; V-6 432 GMC; JM7500; 1971-1966; V-6 478 GMC; JM8500; 1971-1966; V-6 401 GMC; JM8500; 1971-1966; V-6 432 GMC; JM8500; 1971-1966; V-6 478 GMC; JN7500; 1968-1966; DetrDsl 6V-53 GMC; JN8500; 1968-1967; DetrDsl 6V-53 GMC; JV7500; 1977-1966; DetrDsl 6V-53 GMC; ME9500; 1972-1970; V8-637 GMC; ME9500; 1968-1966; V8-637 GMC; MI9500; 1972-1966; DetrDsl 6-71N GMC; T6000; 1966-1963; V8-283 GMC; T6000; 1973; V8-307 GMC; T6000; 1966-1963; V8-327 GMC; T6000; 1978-1973; V8-350 GMC; T6000; 1978-1966; V8-366 GMC; T6000; 1978-1966; V8-427 GMC; T6000; 1969-1966; V8-454 GMC; T6500; 1978; V8-366 GMC; T6500; 1978; V8-427 GMC; TE5500; 1968-1963; V8-283 GMC; TE5500; 1971; V8-307 GMC; TE5500; 1968; V8-307 GMC; TE5500; 1968-1963; V8-327 GMC; TE5500; 1972-1970; V8-350 GMC; TE5500; 1977-1966; V8-366 GMC; TE5500; 1968-1966; V8-454 GMC; TE6500; 1968-1966; V8-454 GMC; TE9500; 1968; V8-637 GMC; TG5500; 1975-1972; GMC D478 Dsl GMC; TG5500; 1969-1967; GMC D478 Dsl GMC; TG5500; 1975-1972; GMC DH478 Dsl GMC; TG5500; 1969-1967; GMC DH478 Dsl GMC; TG6000; 1975-1972; GMC D478 Dsl GMC; TG6000; 1969-1967; GMC D478 Dsl	GMC; TG6000; 1975-1972; GMC DH478 Dsl GMC; TG6000; 1969-1967; GMC DH478 Dsl GMC; TG6500; 1974-1972; GMC D478 Dsl GMC; TG6500; 1974-1972; GMC DH478 Dsl GMC; TM5500; 1974-1970; V-6 305 GMC; TM5500; 1974-1970; V-6 351 GMC; TM5500; 1974-1970; V-6 379 GMC; TM6000; 1974-1970; V-6 305 GMC; TM6000; 1974-1970; V-6 351 GMC; TM6000; 1974-1970; V-6 379 GMC; TM6500; 1974-1970; V-6 305 GMC; TM6500; 1974-1970; V-6 351 GMC; TM6500; 1974-1970; V-6 379 GMC; TM7500; 1968-1966; V-6 305 GMC; TM7500; 1968-1966; V-6 351 GMC; TM7500; 1968-1966; V-6 379 GMC; TM7500; 1968-1966; V-6 401 GMC; TM7500; 1968-1966; V-6 432 GMC; TM7500; 1968-1966; V-6 478 GMC; TM8500; 1968-1966; V-6 401 GMC; TM8500; 1968-1966; V-6 432 GMC; TM8500; 1968-1966; V-6 478 GMC; TS5500; 1969-1968; L6-292 GMC; TS5500; 1965-1963; L6-292 GMC; TV7500; 1977-1966; DetrDsl 6V-53 GMC; WE9500; 1972; V8-637 GMC; WM7500; 1968-1966; V-6 401 GMC; WM7500; 1968-1966; V-6 432 GMC; WM7500; 1968-1966; V-6 478 GMC; WM8500; 1968-1966; V-6 401 GMC; WM8500; 1968-1966; V-6 432 GMC; WM8500; 1968-1970; V-6 478 GMC; WV7500; 1967-1966; DetrDsl 6V-53 Dodge; S400; 1976-1974; GM V8-318 Dodge; S500; 1976-1972; Dodge L6-225 Dodge; S500; 1976-1974; GM V8-318 Dodge; S600; 1976-1974; GM V8-318 Dodge; S600; 1976-1974; Perkins L6-354 Dsl	Buick; Regal; 1985-1982; V6-4.3 Dsl Chev; Malibu; 1983-1982; V6-4.3 Dsl Olds; Cutlass; 1984-1982; V6-4.3 Dsl 71220 Chev; Camaro; 1984-1982; V6-2.8 Pont; Firebird; 1984-1982; V6-2.8 71221 Chev; Camaro; 1985-1982; L4-2.5 Pont; Firebird; 1985-1982; L4-2.5 71222 Chev; Blazer Compact; 1986-1982; L4-2.5 Chev; S Pickup; 1986-1985; L4-2.5 GMC; Jimmy Compact; 1986-1985; L4-2.5 Pont; Firebird; 1986-1982; L4-2.5 71223 Buick; Skyhawk; 1986-1982; L4-1.8 Olds; Firenza; 1986-1982; L4-1.8 Pont; J2000; 1982; L4-1.8 Pont; Sunbird; 1986-1985; L4-1.8 Pont; 2000; 1983-1984; L4-1.8 71224 Acura; Integra; 1989-1986; L4-1.6 Acura; Integra; 1993-1992; L4-1.7 Acura; Integra; 1995-1990; L4-1.8 Acura; Legend; 1987-1986; V6-2.5 Acura; Legend; 1990-1987; V6-2.7 Acura; Legend; 1995-1991; V6-3.2 Acura; TL; 1995; L5-2.5 AmerMtrs; Ambassador; 1967-1966; L6-232 AmerMtrs; Ambassador; 1966; V8-287 AmerMtrs; Ambassador; 1969-1967; V8-290 AmerMtrs; Ambassador; 1972-1970; V8-304 AmerMtrs; Ambassador; 1966; V8-327 AmerMtrs; Ambassador; 1969-1967; V8-343 AmerMtrs; Ambassador; 1972-1970; V8-360 AmerMtrs; Ambassador; 1970-1968; V8-390 AmerMtrs; Ambassador; 1972-1971; V8-401 AmerMtrs; American; 1967-1966; L6-199 AmerMtrs; American; 1968-1967; V8-290 AmerMtrs; AMX; 1980-1978; L6-4.2 AmerMtrs; AMX; 1969-1978; V8-290 AmerMtrs; AMX; 1972; V8-304 AmerMtrs; AMX; 1969-1968; V8-343 AmerMtrs; AMX; 1972-1970; V8-360 AmerMtrs; AMX; 1970-1968; V8-390 AmerMtrs; AMX; 1972-1971; V8-401 AmerMtrs; Concord; 1979-1978; L4-121 AmerMtrs; Concord; 1982-1978; L4-2.5 AmerMtrs; Concord; 1983-1978; L6-4.2 AmerMtrs; Eagle; 1984-1981; L4-2.5 AmerMtrs; Eagle; 1988-1980; L6-4.2 AmerMtrs; Gremlin; 1978-1975; L4-121 AmerMtrs; Gremlin; 1978-1975; L6-258 AmerMtrs; Gremlin; 1972; V8-304 AmerMtrs; Hornet; 1977-1975; L6-232 AmerMtrs; Hornet; 1977-1975; L6-258 AmerMtrs; Hornet; 1972-1970; V8-304 AmerMtrs; Hornet; 1972-1971; V8-360 AmerMtrs; Javelin; 1969-1968; V8-290 AmerMtrs; Javelin; 1972-1968; V8-304 AmerMtrs; Javelin; 1972-1970; V8-360 AmerMtrs; Javelin; 1970-1968; V8-390 AmerMtrs; Javelin; 1972-1971; V8-401 AmerMtrs; Javelin; 1967-1975; L6-232 AmerMtrs; Matador; 1972-1971; V8-304 AmerMtrs; Pacer; 1978-1975; L6-232 AmerMtrs; Pacer; 1980-1975; L6-4.2 AmerMtrs; Pacer; 1979-1978; V8-304 AmerMtrs; Rambler; 1969; V8-290 AmerMtrs; Rambler; 1969; V8-390 AmerMtrs; Rambler Classic; 1966; L6-199 AmerMtrs; Rambler Classic; 1966; L6-232 AmerMtrs; Rambler Classic; 1966; V8-287
SYSTEM & COMPONENT IDENT.			
PASS. CARS			
LIGHT TRUCKS			
MEDIUM/HEAVY TRUCKS			
BUSES		71208	
		Volvo; 240; 1985-1978; L4-2.1 Volvo; 240; 1984-1982; L4-2.3 Volvo; 240; 1985-1980; L6-2.4 Dsl	
		71210	
		Toy.; Land Cruiser; 1987-1982; L6-4.2	
		71212	
		Ford; Ltd; 1983; L4-2.3 Ford; Ltd; 1983; L6-3.3 Ford; Mustang; 1983; V8-5.0 Ford; Thunderbird; 1983; V8-5.0 Merc; Cougar; 1983; V8-5.0 Merc; Marquis; 1983; L4-2.3 Merc; Marquis; 1983; L6-3.3 Merc; Marquis; 1983; V6-3.8	
		71213	
		Chev; Chevette; 1987-1982; L4-1.6 Pont; Acadian; 1987-1982; L4-1.6 (Canada) Pont; Acadian; 1982; L4-1.8 Dsl (Canada) Pont; T1000; 1982; L4-1.6 Pont; 1000; 1987-1984; L4-1.6	
		71214	
		Ford; Ranger; 1984-1983; L4-2.0 Ford; Ranger; 1983; V6-2.8	
		71215	
		Ford; F Pickup; 1987-1983; V8-6.9 Dsl Ford; F Pickup; 1989-1988; V8-7.3 Dsl	
		71216	
		Mazda; GLC; 1985-1983; L4-1.5	

Numerical Listing - Power Steering Hose Assemblies and End Fittings

71224 - Continued

AmerMtrs; Rambler Classic; 1966; V8-290
 AmerMtrs; Rambler Classic; 1966-1967; V8-327
 AmerMtrs; Rebel; 1969-1967; V8-290
 AmerMtrs; Rebel; 1970-1967; V8-304
 AmerMtrs; Rebel; 1970; V8-360
 AmerMtrs; Rebel; 1970-1969; V8-390
 AmerMtrs; Spirit; 1979; L4-121
 AmerMtrs; Spirit; 1982-1979; L4-2.5
 AmerMtrs; Spirit; 1983-1979; L6-4.2
 AmerMtrs; Spirit; 1979; V8-304
 Asuna; Sunfire; 1993; L4-1.8 (Canada)
 Audi; 100; 1992; V6-2.8
 Buick; Apollo; 1975-1973; L6-250
 Buick; Apollo; 1975; V8-260
 Buick; Apollo; 1975-1973; V8-350
 Buick; Centurion; 1973-1971; V8-350
 Buick; Century; 1979-1975; V6-196
 Buick; Century; 1979; V8-301
 Buick; Century; 1979-1977; V8-305
 Buick; Century; 1979-1973; V8-350
 Buick; Century; 1977; V8-403
 Buick; Century; 1974-1973; V8-455
 Buick; Electra; 1979-1960; V8-350
 Buick; Electra; 1979-1971; V8-403
 Buick; Invicta; 1963-1960; V8-401
 Buick; Lesabre; 1979-1976; V6-231
 Buick; Lesabre; 1979-1967; V8-301
 Buick; Lesabre; 1979-1971; V8-350
 Buick; Lesabre; 1968; V8-350
 Buick; Lesabre; 1961-1960; V8-364
 Buick; Lesabre; 1975-1962; V8-400
 Buick; Lesabre; 1978-1971; V8-403
 Buick; Regal; 1979-1975; V6-196
 Buick; Regal; 1979; V8-301
 Buick; Regal; 1979-1977; V8-305
 Buick; Regal; 1977-1973; V8-350
 Buick; Riviera; 1979; V6-231
 Buick; Riviera; 1979-1977; V8-350
 Buick; Riviera; 1965-1963; V8-401
 Buick; Riviera; 1978-1963; V8-403
 Buick; Riviera; 1976-1971; V8-455
 Buick; Skyhawk; 1979-1975; V6-231
 Buick; Skylark; 1971-1970; L6-250
 Buick; Skylark; 1966-1964; V6-225
 Buick; Skylark; 1979-1975; V6-231
 Buick; Skylark; 1963-1961; V8-215
 Buick; Skylark; 1976-1975; V8-260
 Buick; Skylark; 1977; V8-301
 Buick; Skylark; 1979-1977; V8-305
 Buick; Skylark; 1979-1975; V8-350
 Buick; Skylark; 1972-1970; V8-350
 Buick; Skylark; 1972-1970; V8-455
 Buick; Special; 1963-1962; V6-198
 Buick; Special; 1966-1961; V6-225
 Buick; Wildcat; 1966-1964; V8-401
 Cad; Calais; 1967-1965; V8-429
 Cad; Deville; 1979-1977; V8-425
 Cad; Deville; 1967-1965; V8-429
 Cad; Eldorado; 1979; V8-350
 Cad; Eldorado; 1979; V8-350 Dsl
 Cad; Fleetwood; 1979-1976; V8-425
 Cad; Fleetwood 75; 1963; V8-390
 Cad; Fleetwood 75; 1967-1963; V8-429
 Cad; Fleetwood Sixty Special; 1967-1964; V8-429
 Cad; Seville; 1979-1976; V8-350
 Cad; Seville; 1979-1978; V8-350 Dsl
 Checker; Deluxe; 1969; L6-250
 Checker; Deluxe; 1969; V8-327
 Checker; Deluxe; 1969-1965; V8-350
 Checker; Marathon; 1970-1969; L6-250
 Checker; Marathon; 1967-1965; V8-283
 Checker; Marathon; 1968-1966; V8-307
 Checker; Marathon; 1970-1969; V8-350
 Chev; Beaumont; 1966; L6-194 (Canada)
 Chev; Beaumont; 1968; L6-230 (Canada)
 Chev; Beaumont; 1966; L6-230 (Canada)
 Chev; Beaumont; 1969-1967; L6-250 (Canada)
 Chev; Beaumont; 1967; V8-396 (Canada)
 Chev; BelAir; 1965; L6-230
 Chev; BelAir; 1973-1965; L6-250
 Chev; BelAir; 1979-1977; L6-250 (Canada)
 Chev; BelAir; 1979-1977; V8-305 (Canada)

71224 - Continued

Chev; BelAir; 1975-1972; V8-350
 Chev; BelAir; 1979-1972; V8-350 (Canada)
 Chev; BelAir; 1976; V8-400 (Canada)
 Chev; BelAir; 1972; V8-402
 Chev; BelAir; 1975-1972; V8-454
 Chev; BelAir; 1976-1965; V8-454 (Canada)
 Chev; Biscayne; 1972-1965; L6-250
 Chev; Biscayne; 1973-1972; L6-250 (Canada)
 Chev; Biscayne; 1975-1972; V8-350 (Canada)
 Chev; Biscayne; 1975-1972; V8-400 (Canada)
 Chev; Biscayne; 1972; V8-454
 Chev; Biscayne; 1975-1973; V8-454 (Canada)
 Chev; Blazer; 1979-1973; L6-250
 Chev; Blazer; 1979-1977; V8-305
 Chev; Blazer; 1973; V8-307
 Chev; Blazer; 1979-1973; V8-350
 Chev; Blazer; 1979-1975; V8-400
 Chev; C&K Pickup; 1979-1973; L6-292
 Chev; C&K Pickup; 1979-1977; V8-305
 Chev; C&K Pickup; 1973; V8-307
 Chev; C&K Pickup; 1979-1973; V8-350
 Chev; C&K Pickup; 1979-1975; V8-350 Dsl
 Chev; C&K Pickup; 1979-1973; V8-454
 Chev; Camaro; 1979-1970; L6-250
 Chev; Camaro; 1979-1976; V8-305
 Chev; Camaro; 1973; V8-307
 Chev; Camaro; 1979-1973; V8-350
 Chev; Caprice; 1979-1977; L6-250
 Chev; Caprice; 1979-1977; V8-305
 Chev; Caprice; 1976-1972; V8-400
 Chev; Caprice; 1972; V8-402
 Chev; Caprice; 1976-1972; V8-454
 Chev; Chevelle; 1966-1964; L6-194
 Chev; Chevelle; 1969-1964; L6-230
 Chev; Chevelle; 1973-1967; L6-250
 Chev; Chevelle; 1967; V8-283
 Chev; Chevelle; 1976; V8-305
 Chev; Chevelle; 1973-1972; V8-307
 Chev; Chevelle; 1968-1967; V8-307
 Chev; Chevelle; 1976-1972; V8-350
 Chev; Chevelle; 1967; V8-396
 Chev; Chevelle; 1976-1974; V8-400
 Chev; Chevelle; 1972; V8-402
 Chev; Chevelle; 1974-1972; V8-454
 Chev; Corvette; 1968-1963; V8-327
 Chev; Corvette; 1979-1969; V8-350
 Chev; Corvette; 1965; V8-396
 Chev; Corvette; 1969-1966; V8-427
 Chev; Corvette; 1974-1970; V8-454
 Chev; El Camino; 1969-1964; L6-230
 Chev; El Camino; 1977-1975; L6-250
 Chev; El Camino; 1973-1967; L6-250
 Chev; El Camino; 1979; V6-200
 Chev; El Camino; 1979-1976; V8-305
 Chev; El Camino; 1973-1972; V8-307
 Chev; El Camino; 1979-1972; V8-350
 Chev; El Camino; 1976-1974; V8-400
 Chev; El Camino; 1972; V8-402
 Chev; El Camino; 1975-1972; V8-454
 Chev; G Van; 1979-1971; L6-250
 Chev; G Van; 1978-1974; L6-292
 Chev; G Van; 1979-1977; V8-305
 Chev; G Van; 1973-1971; V8-307
 Chev; G Van; 1979-1971; V8-350
 Chev; G Van; 1979-1975; V8-400
 Chev; Impala; 1965; L6-230
 Chev; Impala; 1979-1977; L6-250
 Chev; Impala; 1973-1965; L6-250
 Chev; Impala; 1979-1977; V8-305
 Chev; Impala; 1979-1972; V8-350
 Chev; Impala; 1976-1972; V8-400
 Chev; Impala; 1972; V8-402
 Chev; Impala; 1976-1972; V8-454
 Chev; Malibu; 1977-1973; L6-250
 Chev; Malibu; 1979; V6-200
 Chev; Malibu; 1979-1976; V8-305
 Chev; Malibu; 1973; V8-307
 Chev; Malibu; 1979-1973; V8-350
 Chev; Malibu; 1976-1973; V8-400
 Chev; Monte Carlo; 1979; V6-200
 Chev; Monte Carlo; 1979-1972; V8-305

71224 - Continued

Chev; Monte Carlo; 1976-1972; V8-400
 Chev; Monte Carlo; 1972; V8-402
 Chev; Monte Carlo; 1975-1972; V8-454
 Chev; Monza; 1977-1975; L4-140
 Chev; Monza; 1979-1978; L4-151
 Chev; Monza; 1976-1975; V8-262
 Chev; Monza; 1979-1975; V8-305
 Chev; Nova; 1979-1975; L6-250
 Chev; Nova; 1975; V8-262
 Chev; Nova; 1979-1976; V8-305
 Chev; Nova; 1973; V8-307
 Chev; Nova; 1979-1973; V8-350
 Chev; P Van; 1979-1973; L6-292
 Chev; P Van; 1973-1970; V8-307
 Chev; P Van; 1979-1970; V8-350
 Chev; P Van; 1972-1971; V8-402
 Chev; P Van; 1979-1973; V8-454
 Chev; S Pickup; 1994; L4-2.2
 Chev; Suburban; 1980-1973; L6-4.1
 Chev; Suburban; 1979-1973; L6-292
 Chev; Suburban; 1980-1977; V8-5.0
 Chev; Suburban; 1973; V8-307
 Chev; Suburban; 1979-1973; V8-350
 Chev; Suburban; 1978-1975; V8-350 Dsl
 Chev; Suburban; 1979-1973; V8-454
 Chev; Vega; 1976-1975; L4-122
 Chev; Vega; 1977-1971; L4-140
 Chry; Cirrus; 1995; L4-2.4
 Chry; Cirrus; 1995; V6-2.5
 Chry; Conquest; 1989-1987; L4-2.6
 Chry; Cordoba; 1983-1980; L6-3.7
 Chry; Cordoba; 1983-1975; V8-5.2
 Chry; Cordoba; 1980-1975; V8-5.9
 Chry; Cordoba; 1978-1975; V8-400
 Chry; Daytona; 1993-1992; L4-2.2 (Canada)
 Chry; Daytona; 1990-1984; L4-2.2 (Canada)
 Chry; Daytona; 1993-1987; L4-2.5 (Canada)
 Chry; Daytona; 1993-1990; V6-3.0 (Canada)
 Chry; Dynasty; 1992-1988; L4-2.5 (Canada)
 Chry; Dynasty; 1990-1988; V6-3.0 (Canada)
 Chry; Dynasty; 1993-1990; V6-3.3 (Canada)
 Chry; E Class; 1984-1983; L4-2.2
 Chry; Executive; 1986-1983; L4-2.2 (Canada)
 Chry; Fifth Ave.; 1983; L6-3.7
 Chry; Fifth Ave.; 1989-1983; V8-5.2
 Chry; Imperial; 1991-1990; V6-3.3
 Chry; Imperial; 1993-1991; V6-3.8
 Chry; Imperial; 1983-1981; V8-5.2
 Chry; Imperial; 1975-1967; V8-440
 Chry; Laser; 1986-1984; L4-2.2
 Chry; Laser; 1986; L4-2.5
 Chry; Lebaron; 1990-1982; L4-2.2
 Chry; Lebaron; 1994-1978; L4-2.5
 Chry; Lebaron; 1994-1993; V6-3.0
 Chry; Lebaron; 1981-1977; V8-5.2
 Chry; Lebaron; 1979-1983; V8-360
 Chry; New Yorker; 1987-1982; L4-2.5
 Chry; New Yorker; 1989-1988; V6-3.0
 Chry; New Yorker; 1993-1990; V6-3.3
 Chry; New Yorker; 1993-1991; V6-3.8
 Chry; New Yorker; 1982-1977; V8-5.2
 Chry; New Yorker; 1967-1975; V8-383
 Chry; New Yorker; 1978-1967; V8-440
 Chry; Newport; 1981-1979; L6-3.7
 Chry; Newport; 1981-1974; V8-5.2
 Chry; Newport; 1972-1971; V8-360
 Chry; Newport; 1971-1972; V8-383
 Chry; Newport; 1978-1967; V8-440
 Chry; Sebring; 1995; L4-2.0
 Chry; Sebring; 1995; V6-2.5
 Chry; TC Maserati; 1990-1982; L4-2.2
 Chry; Town & Country; 1988-1978; L4-2.5
 Chry; Town & Country; 1981-1978; V8-5.2
 Chry; Town & Country; 1971; V8-383
 Chry; Town & Country; 1977-1975; V8-400
 Chry; Town & Country; 1972; V8-400
 Chry; Town & Country; 1977-1971; V8-440
 Chry; Town & Country Van; 1990; V6-3.0
 Chry; Town & Country Van; 1993-1990; V6-3.3
 Chry; Town & Country Van; 1995-1994; V6-3.8
 Chry; 300; 1971-1967; V8-440
 Daihatsu; Charade; 1992-1989; L3-1.0

SYSTEM
PUMP &
GEAR
IDENT.

SYSTEM &
COM-
PONENT
IDENT.

PASS.
CARS

LIGHT
TRUCKS

MEDIUM/
HEAVY
TRUCKS

BUSES

HOSE
NUMER-
ICAL

REPAIR
KITS

KIT
NUMER-
ICAL

ILLUST-
RATIONS

Numerical Listing - Power Steering Hose Assemblies and End Fittings

	71224 - Continued	71224 - Continued	71224 - Continued
SYSTEM PUMP & GEAR IDENT.	Daihatsu; Charade; 1992-1989; L4-1.3 Daihatsu; Rocky; 1992-1990; L4-1.6 Dodge; Aries; 1987-1981; L4-2.2 Dodge; Aries; 1987-1981; L4-2.5 Dodge; Aries America; 1989-1988; L4-2.2 Dodge; Aspen; 1980-1976; L6-3.7 Dodge; Aspen; 1980-1976; V8-5.2 Dodge; Aspen; 1979-1976; V8-360 Dodge; Avenger; 1995; L4-2.0 Dodge; Avenger; 1995; V6-2.5 Dodge; B Van; 1986; L6-3.7 Dodge; B Van; 1984-1979; L6-3.7 Dodge; B Van; 1986; V8-5.2 Dodge; B Van; 1984-1979; V8-5.2 Dodge; B Van; 1986; V8-5.9 Dodge; B Van; 1984-1979; V8-5.9 Dodge; Caravan; 1987; L4-2.2 Dodge; Caravan; 1995-1978; V6-3.3 Dodge; CB Van; 1979; L6-225 Dodge; Challenger; 1971-1970; L6-198 Dodge; Challenger; 1972-1970; L6-225 Dodge; Challenger; 1974-1970; V8-318 Dodge; Challenger; 1973-1970; V8-340 Dodge; Challenger; 1974; V8-360 Dodge; Challenger; 1971-1970; V8-383 Dodge; Challenger; 1970; V8-426 Dodge; Charger; 1986-1983; L4-1.6 Dodge; Charger; 1983; L4-1.7 Dodge; Charger; 1987-1983; L4-2.2 Dodge; Charger; 1976; L6-225 Dodge; Charger; 1974-1968; L6-225 Dodge; Charger; 1966; V8-273 Dodge; Charger; 1978-1966; V8-318 Dodge; Charger; 1973-1972; V8-340 Dodge; Charger; 1978-1974; V8-360 Dodge; Charger; 1966; V8-361 Dodge; Charger; 1971-1966; V8-383 Dodge; Charger; 1978-1966; V8-400 Dodge; Charger; 1974-1967; V8-440 Dodge; Colt; 1994-1985; L4-1.5 Dodge; Colt; 1995; L4-1.5 (Canada) Dodge; Colt; 1990-1985; L4-1.6 Dodge; Colt; 1979-1978; L4-98 Dodge; Colt; 1994-1993; L4-1.8 Dodge; Colt; 1990-1989; L4-1.8 Dodge; Colt; 1991-1985; L4-2.0 Dodge; Colt; 1994-1993; L4-2.4 (Canada) Dodge; Colt; 1979-1978; L4-156 Dodge; Conquest; 1986-1984; L4-2.6 Dodge; Coronet; 1976-1965; L6-225 Dodge; Coronet; 1968-1965; V8-273 Dodge; Coronet; 1973-1972; V8-340 Dodge; Coronet; 1976-1974; V8-360 Dodge; Coronet; 1966-1965; V8-361 Dodge; Coronet; 1971-1973; V8-383 Dodge; Coronet; 1970-1967; V8-440 Dodge; D & W Pickup; 1987-1982; L6-3.7 Dodge; D & W Pickup; 1980-1978; L6-3.7 Dodge; D & W Pickup; 1973-1972; L6-225 Dodge; D & W Pickup; 1979-1978; L6-243 Dsl Dodge; D & W Pickup; 1987-1978; V8-5.2 Dodge; D & W Pickup; 1976-1972; V8-318 Dodge; D & W Pickup; 1987-1978; V8-5.9 Dodge; D & W Pickup; 1976-1972; V8-360 Dodge; D & W Pickup; 1978-1972; V8-400 Dodge; D & W Pickup; 1978-1973; V8-440 Dodge; Dart; 1969-1967; L6-170 Dodge; Dart; 1974-1970; L6-198 Dodge; Dart; 1976-1967; L6-225 Dodge; Dart; 1969-1967; V8-273 Dodge; Dart; 1976-1968; V8-318 Dodge; Dart; 1973-1968; V8-340 Dodge; Dart; 1976-1974; V8-360 Dodge; Dart; 1969-1968; V8-383 Dodge; Daytona; 1993-1992; L4-2.2 Dodge; Daytona; 1990-1984; L4-2.2 Dodge; Daytona; 1993-1986; L4-2.5 Dodge; Daytona; 1993-1990; V6-3.0 Dodge; Diplomat; 1983-1977; L6-3.7 Dodge; Diplomat; 1979-1978; V8-360 Dodge; Dynasty; 1993-1988; L4-2.5 Dodge; Dynasty; 1993-1988; V6-3.0	Dodge; Dynasty; 1993-1987; V6-3.3 Dodge; Grand Caravan; 1987; L4-2.2 Dodge; Grand Caravan; 1989-1987; L4-2.5 Dodge; Grand Caravan; 1995-1992; V6-3.0 Dodge; Grand Caravan; 1989-1987; V6-3.0 Dodge; Grand Caravan; 1995-1990; V6-3.3 Dodge; Grand Caravan; 1995-1973; V6-3.8 Dodge; Lancer; 1989-1985; L4-2.2 Dodge; Lancer; 1989-1986; L4-2.5 Dodge; M Motor Home; 1976-1975; V8-318 Dodge; M Motor Home; 1973-1975; V8-318 Dodge; M Motor Home; 1973; V8-360 Dodge; M Motor Home; 1973-1969; V8-413 Dodge; M Motor Home; 1979-1975; V8-440 Dodge; M Motor Home; 1973; V8-440 Dodge; Magnum; 1979-1978; V8-318 Dodge; Magnum; 1978; V8-400 Dodge; MB Van; 1980-1979; V8-5.9 Dodge; MB Van; 1979; V8-440 Dodge; Mini Ram Van; 1987-1984; L4-2.2 Dodge; Mini Ram Van; 1988-1987; L4-2.5 Dodge; Mini Ram Van; 1987-1984; L4-2.6 Dodge; Mini Ram Van; 1988-1987; V6-3.0 Dodge; Mirada; 1983-1980; L6-3.7 Dodge; Mirada; 1983-1980; V8-5.2 Dodge; Mirada; 1980; V8-5.9 Dodge; Monaco; 1978-1977; L6-225 Dodge; Monaco; 1990; V6-3.0 Dodge; Monaco; 1978-1975; V8-318 Dodge; Monaco; 1978-1972; V8-360 Dodge; Monaco; 1978; V8-440 Dodge; Monaco; 1976-1967; V8-440 Dodge; Omni; 1986-1983; L4-1.6 Dodge; Omni; 1983-1978; L4-1.7 Dodge; Omni; 1990-1981; L4-2.2 Dodge; Polara; 1971-1970; L6-225 Dodge; Polara; 1973-1967; V8-318 Dodge; Polara; 1973-1971; V8-360 Dodge; Polara; 1971-1967; V8-383 Dodge; Polara; 1973-1967; V8-400 Dodge; Raider; 1989-1987; L4-2.6 Dodge; Raider; 1989; V6-3.0 Dodge; Ram 50 Pickup; 1989-1987; L4-2.0 Dodge; Ram 50 Pickup; 1993-1987; L4-2.4 Dodge; Ramcharger; 1980-1978; L6-3.7 Dodge; Ramcharger; 1976-1974; L6-225 Dodge; Ramcharger; 1987-1978; V8-5.2 Dodge; Ramcharger; 1976-1974; V8-318 Dodge; Ramcharger; 1987-1984; V8-5.9 Dodge; Ramcharger; 1981-1978; V8-5.9 Dodge; Ramcharger; 1976-1974; V8-360 Dodge; Ramcharger; 1978-1976; V8-400 Dodge; Ramcharger; 1974; V8-400 Dodge; Ramcharger; 1978-1974; V8-440 Dodge; Rampage; 1984-1982; L4-2.2 Dodge; RM Motor Home; 1974-1973; V8-318 Dodge; Royal Monaco; 1977; V8-318 Dodge; Royal Monaco; 1977-1975; V8-360 Dodge; Royal Monaco; 1977-1975; V8-400 Dodge; Royal Monaco; 1977-1975; V8-440 Dodge; Shadow; 1994-1987; L4-2.2 Dodge; Shadow; 1994-1988; L4-2.5 Dodge; Shadow; 1994-1992; V6-3.0 Dodge; Spirit; 1992-1991; L4-2.2 Dodge; Spirit; 1995-1989; L4-2.5 Dodge; Spirit; 1995-1989; V6-3.0 Dodge; St. Regis; 1981-1979; L6-3.7 Dodge; St. Regis; 1981-1979; V8-5.2 Dodge; Stealth; 1995-1991; V6-3.0 Dodge; Stratus; 1995; L4-2.0 Dodge; Stratus; 1995; L4-2.4 Dodge; Stratus; 1995; V6-2.5 Dodge; 400; 1983-1982; L4-2.2 Dodge; 600; 1988-1983; L4-2.2 Dodge; 600; 1988-1983; L4-2.5 Eagle; Summit; 1995-1989; L4-1.5 Eagle; Summit; 1995-1992; L4-1.8 Eagle; Summit; 1995-1992; L4-2.4 Eagle; Talon; 1993-1993; L4-1.8 Eagle; Talon; 1995-1990; L4-2.0 Eagle; Vista; 1992-1989; L4-1.5 (Canada) Eagle; Vista; 1991-1989; L4-2.0 (Canada)	Eagle; 2000 GTX; 1993-1991; L4-2.0 (Canada) Ford; Aerostar; 1987-1986; L4-2.3 Ford; Aerostar; 1986; V6-2.8 Ford; Aerostar; 1989-1986; V6-3.0 Ford; Aerostar; 1995-1990; V6-4.0 Ford; Aspire; 1995-1994; L4-1.3 Ford; Bronco; 1972; L6-170 Ford; Bronco; 1974-1973; L6-200 Ford; Bronco; 1983-1980; L6-4.9 Ford; Bronco; 1977-1980; V8-302 Ford; Bronco; 1983-1978; V8-5.8 Ford; Bronco Compact; 1985; L4-2.3 Dsl Ford; Bronco Compact; 1985-1984; V6-2.8 Ford; Bronco Compact; 1989-1986; V6-2.9 Ford; Bronco Full Size; 1989-1984; L6-4.9 Ford; Bronco Full Size; 1989-1984; V8-5.0 Ford; Bronco Full Size; 1989-1995; V8-5.8 Ford; Contour; 1995; V6-2.5 Ford; Country Sedan; 1971; V8-302 Ford; Country Sedan; 1971; V8-351 Ford; Country Sedan; 1971; V8-390 Ford; Country Sedan; 1971; V8-400 Ford; Country Sedan; 1971; V8-429 Ford; Country Squire; 1971; V8-302 Ford; Country Squire; 1991-1987; V8-5.0 Ford; Country Squire; 1971; V8-351 Ford; Country Squire; 1971; V8-390 Ford; Country Squire; 1971; V8-400 Ford; Country Squire; 1971; V8-429 Ford; Crown Victoria; 1995-1965; V8-4.6 Ford; Custom; 1967-1964; V8-289 Ford; Custom; 1971-1968; V8-302 Ford; Custom; 1971-1969; V8-351 Ford; Custom; 1966-1964; V8-352 Ford; Custom; 1971-1964; V8-390 Ford; Custom; 1971; V8-400 Ford; Custom; 1967; V8-427 Ford; Custom; 1971-1969; V8-429 Ford; Custom 500; 1971; L6-240 Ford; Custom 500; 1971; V8-302 Ford; Custom 500; 1979-1975; V8-302 (Canada) Ford; Custom 500; 1971; V8-351 Ford; Custom 500; 1979-1978; V8-351 (Canada) Ford; Custom 500; 1971; V8-390 Ford; Custom 500; 1977-1975; V8-400 Ford; Custom 500; 1971; V8-400 Ford; Custom 500; 1978; V8-400 (Canada) Ford; Custom 500; 1971; V8-429 Ford; Custom 500; 1976-1975; V8-460 Ford; Custom 500; 1978; V8-460 (Canada) Ford; E Van; 1994-1975; L6-4.9 Ford; E Van; 1979; V8-302 Ford; E Van; 1994-1980; V8-5.0 Ford; E Van; 1994-1975; V8-5.8 Ford; E Van; 1982-1980; V8-6.6 Ford; E Van; 1987-1983; V8-6.9 Dsl Ford; E Van; 1995-1994; V8-7.3 Dsl Ford; E Van; 1991-1988; V8-7.3 Dsl Ford; E Van; 1995-1975; V8-7.5 Ford; Escort; 1985-1982; L4-1.6 Ford; Escort; 1995-1991; L4-1.8 Ford; Escort; 1995-1987; L4-1.9 Ford; Escort; 1985; L4-1.9 Ford; Escort; 1987-1995; L4-2.0 Dsl Ford; EXP; 1985-1982; L4-1.6 Ford; EXP; 1988-1975; L4-1.9 Ford; F Pickup; 1977; L6-240 Ford; F Pickup; 1975-1973; L6-240 Ford; F Pickup; 1992-1977; L6-4.9 Ford; F Pickup; 1975-1973; L6-300 Ford; F Pickup; 1983-1982; V6-3.8 Ford; F Pickup; 1982-1981; V8-4.2 Ford; F Pickup; 1979-1977; V8-302 Ford; F Pickup; 1972-1970; V8-302 Ford; F Pickup; 1992-1980; V8-5.0 Ford; F Pickup; 1992-1977; V8-5.8 Ford; F Pickup; 1967; V8-352 Ford; F Pickup; 1972-1968; V8-360 Ford; F Pickup; 1972-1968; V8-390 Ford; F Pickup; 1982-1977; V8-6.6 Ford; F Pickup; 1987-1983; V8-6.9 Dsl Ford; F Pickup; 1993-1988; V8-7.3 Dsl
SYSTEM & COMPONENT IDENT.			
PASS. CARS			
LIGHT TRUCKS			
MEDIUM/HEAVY TRUCKS			
BUSES			
HOSE NUMERICAL			
REPAIR KITS			
KIT NUMERICAL			
ILLUSTRATIONS			

Numerical Listing - Power Steering Hose Assemblies and End Fittings

71224 - Continued

Ford; F Pickup; 1993-1983; V8-7.5
 Ford; F Pickup; 1979-1973; V8-460
 Ford; Fairlane; 1964; L6-170
 Ford; Fairlane; 1962; L6-170
 Ford; Fairlane; 1964; L6-200
 Ford; Fairlane; 1968-1966; V8-289
 Ford; Fairlane; 1969; V8-302
 Ford; Fairmont; 1983-1981; L4-2.3
 Ford; Fairmont; 1983-1981; L6-3.3
 Ford; Fairmont; 1978; V8-302
 Ford; Falcon; 1968; V8-289
 Ford; Festiva; 1993-1990; L4-1.3
 Ford; Galaxie; 1970-1965; L6-240
 Ford; Galaxie; 1963; L6-260
 Ford; Galaxie; 1967-1963; V8-289
 Ford; Galaxie; 1970-1968; V8-302
 Ford; Galaxie; 1970-1969; V8-351
 Ford; Galaxie; 1966-1963; V8-352
 Ford; Galaxie; 1970-1963; V8-390
 Ford; Galaxie; 1967; V8-427
 Ford; Galaxie; 1969-1967; V8-428
 Ford; Galaxie; 1970-1969; V8-429
 Ford; Galaxie 500; 1971; L6-240
 Ford; Galaxie 500; 1971; V8-302
 Ford; Galaxie 500; 1971; V8-351
 Ford; Galaxie 500; 1971; V8-390
 Ford; Galaxie 500; 1971; V8-400
 Ford; Galaxie 500; 1971; V8-429
 Ford; Gran Torino; 1974-1972; L6-250
 Ford; Gran Torino; 1974-1972; V8-302
 Ford; Gran Torino; 1976-1972; V8-351
 Ford; Gran Torino; 1976-1972; V8-400
 Ford; Gran Torino; 1976-1973; V8-460
 Ford; Granada; 1982-1981; L4-2.3
 Ford; Granada; 1977-1975; L6-200
 Ford; Granada; 1978-1975; L6-250
 Ford; Granada; 1982-1981; V6-3.8
 Ford; Granada; 1978-1975; V8-302
 Ford; Granada; 1977-1983; V8-351
 Ford; Ltd; 1983; L6-3.3
 Ford; Ltd; 1986-1981; V6-3.8
 Ford; Ltd; 1967; V8-289
 Ford; Ltd; 1979-1977; V8-302
 Ford; Ltd; 1971-1968; V8-302
 Ford; Ltd; 1986-1980; V8-5.0
 Ford; Ltd; 1986-1983; V8-5.8
 Ford; Ltd; 1981-1980; V8-5.8
 Ford; Ltd; 1982; V8-5.8 (Canada)
 Ford; Ltd; 1979-1976; V8-351
 Ford; Ltd; 1971-1969; V8-351
 Ford; Ltd; 1971-1976; V8-390
 Ford; Ltd; 1971; V8-400
 Ford; Ltd; 1967; V8-427
 Ford; Ltd; 1969-1967; V8-428
 Ford; Ltd; 1971-1969; V8-429
 Ford; Ltd; 1978-1975; V8-460
 Ford; Ltd II; 1979-1978; V8-302
 Ford; Ltd II; 1978; V8-400
 Ford; Ltd Crown Victoria; 1991-1987; V8-5.0
 Ford; Ltd Crown Victoria; 1991-1987; V8-5.8
 Ford; Maverick; 1976; L6-200
 Ford; Maverick; 1976; L6-250
 Ford; Mustang; 1993-1980; L4-2.3
 Ford; Mustang; 1964; L6-170
 Ford; Mustang; 1982-1979; L6-3.3
 Ford; Mustang; 1966-1965; L6-200
 Ford; Mustang; 1971; L6-250
 Ford; Mustang; 1995-1994; V6-3.8
 Ford; Mustang; 1986-1980; V6-3.8
 Ford; Mustang; 1964; V8-260
 Ford; Mustang; 1968; V8-289
 Ford; Mustang; 1995-1982; V8-5.0
 Ford; Mustang; 1995; V8-5.8
 Ford; Mustang II; 1978-1975; L4-140
 Ford; Mustang II; 1978-1975; V6-171
 Ford; Mustang II; 1978-1975; V8-302
 Ford; Pinto; 1977-1975; L4-140
 Ford; Pinto; 1977-1975; V6-171
 Ford; Probe; 1995-1989; L4-2.0
 Ford; Probe; 1995-1990; V6-2.5
 Ford; Ranch Wagon; 1971; V8-302
 Ford; Ranch Wagon; 1971; V8-351

71224 - Continued

Ford; Ranch Wagon; 1971; V8-390
 Ford; Ranch Wagon; 1971; V8-400
 Ford; Ranch Wagon; 1971; V8-429
 Ford; Ranchero; 1966; L6-200
 Ford; Ranchero; 1974-1972; L6-250
 Ford; Ranchero; 1968-1978; V8-289
 Ford; Ranchero; 1974-1972; V8-302
 Ford; Ranchero; 1969-1978; V8-302
 Ford; Ranchero; 1976-1972; V8-351
 Ford; Ranchero; 1969; V8-351
 Ford; Ranchero; 1969-1968; V8-390
 Ford; Ranchero; 1978; V8-400
 Ford; Ranchero; 1976-1972; V8-400
 Ford; Ranchero; 1969-1968; V8-428
 Ford; Ranchero; 1973-1972; V8-429
 Ford; Ranchero; 1976-1974; V8-460
 Ford; Ranger; 1983; L4-2.0
 Ford; Ranger; 1983; L4-2.3
 Ford; Ranger; 1987-1985; L4-2.3 Dsl
 Ford; Ranger; 1985-1983; V6-2.8
 Ford; Ranger; 1989-1986; V6-2.9
 Ford; Super Duty Pickup; 1992-1988; V8-7.3 Dsl
 Ford; Super Duty Pickup; 1993-1988; V8-7.5
 Ford; Tempo; 1986-1984; L4-2.0 Dsl
 Ford; Tempo; 1991; L4-2.3
 Ford; Tempo; 1989-1984; L4-2.3
 Ford; Thunderbird; 1988-1981; L4-2.3
 Ford; Thunderbird; 1995-1982; V6-3.8
 Ford; Thunderbird; 1982-1981; V8-4.2
 Ford; Thunderbird; 1995-1994; V8-4.6
 Ford; Thunderbird; 1957-1955; V8-292
 Ford; Thunderbird; 1979-1978; V8-302
 Ford; Thunderbird; 1993-1991; V8-5.0
 Ford; Thunderbird; 1988-1983; V8-5.0
 Ford; Thunderbird; 1981; V8-5.0
 Ford; Thunderbird; 1957-1956; V8-312
 Ford; Thunderbird; 1979-1978; V8-351
 Ford; Thunderbird; 1960-1958; V8-352
 Ford; Thunderbird; 1965-1961; V8-390
 Ford; Thunderbird; 1978; V8-400
 Ford; Thunderbird; 1972; V8-400
 Ford; Thunderbird; 1965-1963; V8-427
 Ford; Thunderbird; 1972-1970; V8-429
 Ford; Thunderbird; 1960-1959; V8-430
 Ford; Thunderbird; 1976-1975; V8-460
 Ford; Thunderbird; 1972; V8-460
 Ford; Torino; 1974-1972; L6-250
 Ford; Torino; 1968; V8-289
 Ford; Torino; 1974-1972; V8-302
 Ford; Torino; 1969-1968; V8-302
 Ford; Torino; 1976-1972; V8-351
 Ford; Torino; 1969; V8-351
 Ford; Torino; 1969-1968; V8-390
 Ford; Torino; 1976-1972; V8-400
 Ford; Torino; 1969-1968; V8-428
 Ford; Torino; 1973-1972; V8-429
 Ford; Torino; 1976-1973; V8-460
 Geo; Tracker; 1995-1989; L4-1.6
 GMC; C&K Pickup; 1979-1973; L6-292
 GMC; C&K Pickup; 1979-1977; V8-305
 GMC; C&K Pickup; 1973; V8-307
 GMC; C&K Pickup; 1979-1973; V8-350
 GMC; C&K Pickup; 1979-1975; V8-350 Dsl
 GMC; C&K Pickup; 1979-1973; V8-454
 GMC; Caballero; 1979; V6-200
 GMC; Caballero; 1979-1978; V8-305
 GMC; G Van; 1979-1971; L6-250
 GMC; G Van; 1978-1974; L6-292
 GMC; G Van; 1979-1977; V8-305
 GMC; G Van; 1973-1971; V8-307
 GMC; G Van; 1979-1971; V8-350
 GMC; G Van; 1979-1975; V8-400
 GMC; Jimmy; 1979-1973; L6-250
 GMC; Jimmy; 1979-1977; V8-305
 GMC; Jimmy; 1973; V8-307
 GMC; Jimmy; 1979-1973; V8-350
 GMC; Jimmy; 1979-1975; V8-400
 GMC; P Van; 1974-1973; L6-250
 GMC; P Van; 1979-1973; L6-292
 GMC; P Van; 1973-1970; V8-307
 GMC; P Van; 1979-1970; V8-350
 GMC; P Van; 1972-1971; V8-402

71224 - Continued

GMC; P Van; 1979-1973; V8-454
 GMC; P Van; 1976-1975; V8-455
 GMC; P Van; 1973; V8-455
 GMC; Sprint; 1977-1975; L6-250
 GMC; Sprint; 1972-1971; L6-250
 GMC; Sprint; 1977-1976; V8-305
 GMC; Sprint; 1973-1972; V8-307
 GMC; Sprint; 1977-1972; V8-350
 GMC; Sprint; 1976-1974; V8-400
 GMC; Sprint; 1972; V8-402
 GMC; Sprint; 1975-1972; V8-454
 GMC; Suburban; 1979-1973; L6-250
 GMC; Suburban; 1979-1973; L6-292
 GMC; Suburban; 1979-1977; V8-305
 GMC; Suburban; 1973; V8-307
 GMC; Suburban; 1979-1973; V8-350
 GMC; Suburban; 1979-1975; V8-400
 GMC; Suburban; 1979-1973; V8-454
 Honda; Accord; 1985-1980; L4-1.6 (Canada)
 Honda; Accord; 1978; L4-98
 Honda; Accord; 1985-1979; L4-1.8
 Honda; Accord; 1989-1986; L4-2.0
 Honda; Accord; 1995-1990; L4-2.2
 Honda; Accord; 1995; V6-2.7
 Honda; Civic; 1987-1985; L4-1.3
 Honda; Civic; 1995-1985; L4-1.5
 Honda; Civic; 1995-1988; L4-1.6
 Honda; Civic Del Sol; 1995-1981; L4-1.5
 Honda; Prelude; 1987-1981; L4-1.8
 Honda; Prelude; 1991-1985; L4-2.0
 Honda; Prelude; 1991-1990; L4-2.1
 Honda; Prelude; 1995-1992; L4-2.2
 Honda; Prelude; 1995-1992; L4-2.3
 Hyundai; Elantra; 1993; L4-1.6
 Hyundai; Excel; 1993-1986; L4-1.5
 Hyundai; Scoupe; 1993-1991; L4-1.5
 Hyundai; Sonata; 1993-1989; L4-2.0
 Hyundai; Sonata; 1993-1990; V6-3.0
 Infiniti; G20; 1995-1991; L4-2.0
 Intnati; D Pickup; 1970-1969; L6-232
 Intnati; D Pickup; 1969; L6-265
 Intnati; MHC1310; 1974; V8-304
 Intnati; MS1210; 1974-1973; L6-258
 Intnati; MS1210; 1975-1973; V8-345
 Intnati; MS1210; 1975; V8-392
 Intnati; Scout; 1970-1969; L4-152
 Intnati; Scout; 1971-1969; L4-196
 Intnati; Scout; 1971; V8-304
 Intnati; Scout II; 1980-1976; L6-3.2 Dsl
 Intnati; Scout II; 1972-1971; L6-232
 Intnati; Scout II; 1974-1973; L6-258
 Intnati; Scout II; 1980-1971; V8-5.0
 Intnati; Scout II; 1980-1971; V8-5.6
 Intnati; 100; 1974; L6-258
 Intnati; 100; 1974; V8-304
 Intnati; 100; 1974; V8-345
 Intnati; 100; 1974; V8-392
 Intnati; 100; 1974; V8-400
 Intnati; 150; 1975; V8-304
 Intnati; 150; 1975; V8-345
 Intnati; 150; 1975-1974; V8-392
 Intnati; 1010; 1971; L6-232
 Intnati; 1010; 1973-1971; L6-258
 Intnati; 1010; 1973-1971; V8-345
 Intnati; 1010; 1973-1971; V8-392
 Intnati; 1110; 1973-1971; L6-258
 Intnati; 1110; 1973-1971; V8-345
 Intnati; 1110; 1973-1971; V8-392
 Intnati; 1210; 1973-1971; L6-258
 Intnati; 1210; 1973-1971; V8-345
 Intnati; 1310; 1973-1971; L6-258
 Intnati; 1310; 1973-1972; V8-345
 Isuzu; I-Mark; 1989-1985; L4-1.5
 Isuzu; I-Mark; 1989; L4-1.6
 Isuzu; I-Mark; 1985; L4-1.8
 Isuzu; Impulse; 1992-1990; L4-1.6
 Isuzu; Impulse; 1992; L4-1.8
 Isuzu; Impulse; 1987-1985; L4-1.9
 Isuzu; Impulse; 1989-1986; L4-2.0
 Isuzu; Pickup; 1982; L4-1.8
 Isuzu; Pickup; 1987-1983; L4-1.9
 Isuzu; Pickup; 1987-1982; L4-2.2 Dsl

**SYSTEM
PUMP &
GEAR
IDENT.**

**SYSTEM &
COM-
PONENT
IDENT.**

**PASS.
CARS**

**LIGHT
TRUCKS**

**MEDIUM/
HEAVY
TRUCKS**

BUSES

**HOSE
NUMER-
ICAL**

**REPAIR
KITS**

**KIT
NUMER-
ICAL**

**ILLUST-
RATIONS**

Numerical Listing - Power Steering Hose Assemblies and End Fittings

	71224 - Continued	71224 - Continued	71224 - Continued
SYSTEM PUMP & GEAR IDENT.	Isuzu; Pickup; 1987-1986; L4-2.3 Isuzu; Pickup; 1994-1991; V6-3.1 Isuzu; Stylus; 1993-1989; L4-1.6 Jaguar; Vanden Plas; 1987-1982; L6-4.2 Jaguar; XJ6; 1987-1972; L6-4.2 Jaguar; XJ12; 1979-1973; V12-326 Jaguar; XJS; 1978-1976; V12-326	Mer-Benz; 300D; 1983-1977; L5-3.0 Dsl Mer-Benz; 300SD; 1983-1978; L5-3.0 Dsl Mer-Benz; 300TD; 1983-1979; L5-3.0 Dsl Merc; Bobcat; 1980; L4-2.3 Merc; Bobcat; 1977-1975; L4-140 Merc; Bobcat; 1979; V6-171 Merc; Bobcat; 1977-1975; V6-171 Merc; Capri; 1994-1991; L4-1.6 Merc; Capri; 1986-1980; L4-2.3 Merc; Capri; 1977-1976; L4-140 Merc; Capri; 1982-1980; L6-3.3 Merc; Capri; 1977-1976; V6-171 Merc; Capri; 1986-1980; V6-3.8 Merc; Capri; 1986-1982; V8-5.0 Merc; Colony Park; 1991-1987; V8-5.0 Merc; Colony Park; 1971; V8-400 Merc; Colony Park; 1971; V8-429 Merc; Comet; 1963; L6-144 Merc; Comet; 1976; L6-200 Merc; Comet; 1968-1964; L6-200 Merc; Comet; 1976-1975; L6-250 Merc; Comet; 1967-1976; V8-289 Merc; Comet; 1969; V8-302 Merc; Cougar; 1986-1984; L4-2.3 Merc; Cougar; 1982-1981; L4-2.3 Merc; Cougar; 1981; L6-3.3 Merc; Cougar; 1995-1982; V6-3.8 Merc; Cougar; 1982-1981; V8-4.2 Merc; Cougar; 1995-1994; V8-4.6 Merc; Cougar; 1967; V8-289 Merc; Cougar; 1979-1968; V8-302 Merc; Cougar; 1993-1991; V8-5.0 Merc; Cougar; 1988-1983; V8-5.0 Merc; Cougar; 1981; V8-5.0 Merc; Cougar; 1979-1978; V8-351 Merc; Cougar; 1976-1971; V8-351 Merc; Cougar; 1967-1978; V8-390 Merc; Cougar; 1976-1974; V8-400 Merc; Cougar; 1971; V8-429 Merc; Cougar; 1976-1974; V8-460 Merc; Cyclone; 1969; V8-302 Merc; Cyclone; 1969; V8-351 Merc; Grand Marquis; 1982-1981; V8-4.2 Merc; Grand Marquis; 1995-1992; V8-4.6 Merc; Grand Marquis; 1979; V8-302 Merc; Grand Marquis; 1991-1980; V8-5.0 Merc; Grand Marquis; 1989-1982; V8-5.8 (Canada) Merc; Grand Marquis; 1979-1978; V8-351 Merc; Grand Marquis; 1978-1975; V8-400 Merc; Grand Marquis; 1978-1975; V8-460 Merc; LN7; 1983-1982; L4-1.6 Merc; Lynx; 1985-1982; L4-1.6 Merc; Lynx; 1987; L4-1.9 Merc; Lynx; 1985; L4-1.9 Merc; Lynx; 1987-1984; L4-2.0 Dsl Merc; Marauder; 1970-1969; V8-390 Merc; Marquis; 1986-1983; L4-2.3 Merc; Marquis; 1983; L6-3.3 Merc; Marquis; 1986-1981; V6-3.8 Merc; Marquis; 1979; V8-302 Merc; Marquis; 1982-1980; V8-5.0 Merc; Marquis; 1985; V8-5.0 (Canada) Merc; Marquis; 1981-1980; V8-5.8 Merc; Marquis; 1982; V8-5.8 (Canada) Merc; Marquis; 1979-1978; V8-351 Merc; Marquis; 1970-1968; V8-390 Merc; Marquis; 1978-1975; V8-400 Merc; Marquis; 1971; V8-400 Merc; Marquis; 1967; V8-410 Merc; Marquis; 1967; V8-427 Merc; Marquis; 1969-1967; V8-428 Merc; Marquis; 1971-1969; V8-429 Merc; Marquis; 1978-1975; V8-460 Merc; Meteor; 1963; L6-170 Merc; Meteor; 1963; V8-221 Merc; Meteor; 1963; V8-260 Merc; Monarch; 1977-1975; L6-200 Merc; Monarch; 1980-1975; L6-4.1 Merc; Monarch; 1979-1975; V8-302 Merc; Monarch; 1977-1975; V8-351 Merc; Montclair; 1968; V8-390 Merc; Montclair; 1968-1967; V8-428	Merc; Montclair; 1964; V8-390 Merc; Montclair; 1967; V8-410 Merc; Montclair; 1967; V8-427 Merc; Montclair; 1964; V8-427 Merc; Montclair; 1967-1968; V8-428 Merc; Montego; 1974-1969; L6-250 Merc; Montego; 1974-1972; V8-302 Merc; Montego; 1969-1968; V8-302 Merc; Montego; 1976-1972; V8-351 Merc; Montego; 1969; V8-351 Merc; Montego; 1976-1972; V8-400 Merc; Montego; 1976-1973; V8-460 Merc; Monterey; 1971-1967; V8-351 Merc; Monterey; 1964-1963; V8-390 Merc; Monterey; 1971; V8-400 Merc; Monterey; 1963; V8-406 Merc; Monterey; 1967; V8-410 Merc; Monterey; 1967; V8-427 Merc; Monterey; 1964-1963; V8-427 Merc; Monterey; 1969-1967; V8-428 Merc; Monterey; 1971-1969; V8-429 Merc; Mystique; 1995; L4-2.0 Merc; Mystique; 1995; V6-2.5 Merc; Park Lane; 1968; V8-390 Merc; Park Lane; 1964; V8-390 Merc; Park Lane; 1967; V8-410 Merc; Park Lane; 1967; V8-427 Merc; Park Lane; 1964; V8-427 Merc; Park Lane; 1968-1967; V8-428 Merc; Topaz; 1986-1984; L4-2.0 Dsl Merc; Topaz; 1989-1984; L4-2.3 Merc; Tracer; 1989-1987; L4-1.6 Merc; Tracer; 1995-1991; L4-1.8 Merc; Tracer; 1995-1991; L4-1.9 Merc; Villager; 1995-1993; V6-3.0 Merc; Zephyr; 1983-1979; L4-2.3 Merc; Zephyr; 1983-1980; L6-3.3 Merc; Zephyr; 1982-1980; V8-4.2 Merc; Zephyr; 1978; V8-302 Merkur; Scorpio; 1989-1985; V6-2.9 Mits; Cordia; 1988-1983; L4-1.8 Mits; Cordia; 1988-1992; L4-2.0 Mits; Eclipse; 1994-1990; L4-1.8 Mits; Eclipse; 1995-1990; L4-2.0 Mits; Expo; 1994-1992; L4-1.8 Mits; Expo; 1995-1989; L4-2.4 Mits; Galant; 1995-1994; L4-2.4 Mits; Galant; 1987-1985; L4-2.4 Mits; Galant; 1988; V6-3.0 Mits; Mirage; 1995-1985; L4-1.5 Mits; Mirage; 1992-1991; L4-1.6 Mits; Mirage; 1989-1985; L4-1.6 Mits; Mirage; 1995-1993; L4-1.8 Mits; Montero; 1989-1986; L4-2.6 Mits; Montero; 1991-1989; V6-3.0 Mits; Pickup; 1989-1987; L4-2.0 Mits; Pickup; 1995-1987; L4-2.4 Mits; Pickup; 1993-1990; V6-3.0 Mits; Precis; 1993-1987; L4-1.5 Mits; Sigma; 1990-1989; V6-3.0 Mits; Starion; 1989-1984; L4-2.6 Mits; Tredia; 1988-1983; L4-1.8 Mits; Tredia; 1988-1984; L4-2.0 Mits; Van; 1990-1987; L4-2.4 Mits; 3000GT; 1995-1991; V6-3.0 Niss; Altima; 1995-1993; L4-2.4 Niss; Axxess; 1990; L4-2.4 Niss; Axxess; 1994-1991; L4-2.4 (Canada) Niss; Maxima; 1984-1981; L6-2.4 Niss; Maxima; 1995-1985; V6-3.0 Niss; NX; 1993-1991; L4-1.6 Niss; NX; 1993-1991; L4-2.0 Niss; Pathfinder; 1987-1988; L4-2.4 Niss; Pathfinder; 1995-1987; V6-3.0 Niss; Pickup; 1984-1983; L4-2.0 Niss; Pickup; 1983-1981; L4-2.2 Niss; Pickup; 1983-1981; L4-2.2 Dsl Niss; Pickup; 1995-1983; L4-2.4 Niss; Pickup; 1986; L4-2.5 Dsl Niss; Pickup; 1983; L4-2.5 Dsl Niss; Pickup; 1987; L4-2.5 Dsl (Canada) Niss; Pickup; 1995-1986; V6-3.0
SYSTEM & COMPONENT IDENT.	Jeep; Cherokee; 1987-1985; L4-2.1 Dsl Jeep; Cherokee; 1995-1987; L4-2.5 Jeep; Cherokee; 1983-1980; L6-4.2 Jeep; Cherokee; 1986-1980; V6-2.8 Jeep; CJ; 1986-1983; L4-2.5 Jeep; CJ; 1981-1980; L4-2.5 Jeep; CJ; 1975-1972; L6-232 Jeep; CJ; 1986-1982; L6-4.2 Jeep; CJ; 1975-1972; L6-258 Jeep; CJ; 1975-1972; V8-304 Jeep; Comanche; 1987-1986; L4-2.1 Dsl Jeep; Comanche; 1992-1986; L4-2.5 Jeep; Comanche; 1992-1986; L6-4.0 Jeep; Commando; 1973; L6-232 Jeep; Grand Wagoneer; 1986-1984; L6-4.2 Jeep; Grand Wagoneer; 1991-1984; V8-5.9 Jeep; J Pickup; 1987-1980; L6-4.2 Jeep; J Pickup; 1988-1980; V8-5.9 Jeep; Scrambler; 1985-1983; L4-2.5 Jeep; Scrambler; 1981; L4-2.5 Jeep; Scrambler; 1985-1982; L6-4.2 Jeep; Wagoneer; 1987-1985; L4-2.1 Dsl Jeep; Wagoneer; 1987-1984; L4-2.5 Jeep; Wagoneer; 1990-1987; L6-4.0 Jeep; Wagoneer; 1983-1980; L6-4.2 Jeep; Wagoneer; 1986-1980; V6-2.8 Jeep; Wrangler; 1995-1987; L4-2.5 Jeep; Wrangler; 1995-1987; L6-4.0 Kia; Sephia; 1994; L4-1.6 Lexus; LS400; 1993-1990; V8-4.0 Lexus; SC300; 1995-1992; L6-3.0 Linc; Continental; 1985-1984; L6-2.4 Dsl Linc; Continental; 1982; V6-3.8 Linc; Continental; 1987-1982; V8-5.0 Linc; Continental; 1980; V8-5.0 Linc; Continental; 1980-1977; V8-5.8 Linc; Continental; 1965-1961; V8-430 Linc; Continental; 1978-1974; V8-460 Linc; Continental; 1972-1966; V8-460 Linc; Continental Mark II; 1957-1956; V8-368 Linc; Mark III; 1971-1968; V8-460 Linc; Mark IV; 1976-1975; V8-460 Linc; Mark IV; 1972; V8-460 Linc; Mark V; 1979-1977; V8-400 Linc; Mark VI; 1983-1980; V8-5.0 Linc; Mark VI; 1980; V8-5.8 Linc; Mark VII; 1985-1984; L6-2.4 Dsl Linc; Mark VII; 1992-1993; V8-5.0 Linc; Town Car; 1995-1981; V8-4.6 Linc; Versailles; 1979-1977; V8-302 Linc; Versailles; 1980; V8-5.0 Linc; Versailles; 1977; V8-351	Mer-Benz; 240D; 1983-1977; L4-2.4 Dsl Mer-Benz; 300CD; 1983-1978; L5-3.0 Dsl	Merc; Montclair; 1968; V8-390 Merc; Montclair; 1968-1967; V8-428 Merc; Montclair; 1967; V8-427 Merc; Montclair; 1964; V8-427 Merc; Montclair; 1967-1968; V8-428 Merc; Montego; 1974-1969; L6-250 Merc; Montego; 1974-1972; V8-302 Merc; Montego; 1969-1968; V8-302 Merc; Montego; 1976-1972; V8-351 Merc; Montego; 1969; V8-351 Merc; Montego; 1976-1972; V8-400 Merc; Montego; 1976-1973; V8-460 Merc; Monterey; 1971-1967; V8-351 Merc; Monterey; 1964-1963; V8-390 Merc; Monterey; 1971; V8-400 Merc; Monterey; 1963; V8-406 Merc; Monterey; 1967; V8-410 Merc; Monterey; 1967; V8-427 Merc; Monterey; 1964-1963; V8-427 Merc; Monterey; 1969-1967; V8-428 Merc; Monterey; 1971-1969; V8-429 Merc; Mystique; 1995; L4-2.0 Merc; Mystique; 1995; V6-2.5 Merc; Park Lane; 1968; V8-390 Merc; Park Lane; 1964; V8-390 Merc; Park Lane; 1967; V8-410 Merc; Park Lane; 1967; V8-427 Merc; Park Lane; 1964; V8-427 Merc; Park Lane; 1968-1967; V8-428 Merc; Topaz; 1986-1984; L4-2.0 Dsl Merc; Topaz; 1989-1984; L4-2.3 Merc; Tracer; 1989-1987; L4-1.6 Merc; Tracer; 1995-1991; L4-1.8 Merc; Tracer; 1995-1991; L4-1.9 Merc; Villager; 1995-1993; V6-3.0 Merc; Zephyr; 1983-1979; L4-2.3 Merc; Zephyr; 1983-1980; L6-3.3 Merc; Zephyr; 1982-1980; V8-4.2 Merc; Zephyr; 1978; V8-302 Merkur; Scorpio; 1989-1985; V6-2.9 Mits; Cordia; 1988-1983; L4-1.8 Mits; Cordia; 1988-1992; L4-2.0 Mits; Eclipse; 1994-1990; L4-1.8 Mits; Eclipse; 1995-1990; L4-2.0 Mits; Expo; 1994-1992; L4-1.8 Mits; Expo; 1995-1989; L4-2.4 Mits; Galant; 1995-1994; L4-2.4 Mits; Galant; 1987-1985; L4-2.4 Mits; Galant; 1988; V6-3.0 Mits; Mirage; 1995-1985; L4-1.5 Mits; Mirage; 1992-1991; L4-1.6 Mits; Mirage; 1989-1985; L4-1.6 Mits; Mirage; 1995-1993; L4-1.8 Mits; Montero; 1989-1986; L4-2.6 Mits; Montero; 1991-1989; V6-3.0 Mits; Pickup; 1989-1987; L4-2.0 Mits; Pickup; 1995-1987; L4-2.4 Mits; Pickup; 1993-1990; V6-3.0 Mits; Precis; 1993-1987; L4-1.5 Mits; Sigma; 1990-1989; V6-3.0 Mits; Starion; 1989-1984; L4-2.6 Mits; Tredia; 1988-1983; L4-1.8 Mits; Tredia; 1988-1984; L4-2.0 Mits; Van; 1990-1987; L4-2.4 Mits; 3000GT; 1995-1991; V6-3.0 Niss; Altima; 1995-1993; L4-2.4 Niss; Axxess; 1990; L4-2.4 Niss; Axxess; 1994-1991; L4-2.4 (Canada) Niss; Maxima; 1984-1981; L6-2.4 Niss; Maxima; 1995-1985; V6-3.0 Niss; NX; 1993-1991; L4-1.6 Niss; NX; 1993-1991; L4-2.0 Niss; Pathfinder; 1987-1988; L4-2.4 Niss; Pathfinder; 1995-1987; V6-3.0 Niss; Pickup; 1984-1983; L4-2.0 Niss; Pickup; 1983-1981; L4-2.2 Niss; Pickup; 1983-1981; L4-2.2 Dsl Niss; Pickup; 1995-1983; L4-2.4 Niss; Pickup; 1986; L4-2.5 Dsl Niss; Pickup; 1983; L4-2.5 Dsl Niss; Pickup; 1987; L4-2.5 Dsl (Canada) Niss; Pickup; 1995-1986; V6-3.0
PASS. CARS	Jeep; Comanche; 1987-1986; L4-2.1 Dsl Jeep; Comanche; 1992-1986; L4-2.5 Jeep; Comanche; 1992-1986; L6-4.0 Jeep; Commando; 1973; L6-232 Jeep; Grand Wagoneer; 1986-1984; L6-4.2 Jeep; Grand Wagoneer; 1991-1984; V8-5.9 Jeep; J Pickup; 1987-1980; L6-4.2 Jeep; J Pickup; 1988-1980; V8-5.9 Jeep; Scrambler; 1985-1983; L4-2.5 Jeep; Scrambler; 1981; L4-2.5 Jeep; Scrambler; 1985-1982; L6-4.2 Jeep; Wagoneer; 1987-1985; L4-2.1 Dsl Jeep; Wagoneer; 1987-1984; L4-2.5 Jeep; Wagoneer; 1990-1987; L6-4.0 Jeep; Wagoneer; 1983-1980; L6-4.2 Jeep; Wagoneer; 1986-1980; V6-2.8 Jeep; Wrangler; 1995-1987; L4-2.5 Jeep; Wrangler; 1995-1987; L6-4.0 Kia; Sephia; 1994; L4-1.6 Lexus; LS400; 1993-1990; V8-4.0 Lexus; SC300; 1995-1992; L6-3.0 Linc; Continental; 1985-1984; L6-2.4 Dsl Linc; Continental; 1982; V6-3.8 Linc; Continental; 1987-1982; V8-5.0 Linc; Continental; 1980; V8-5.0 Linc; Continental; 1980-1977; V8-5.8 Linc; Continental; 1965-1961; V8-430 Linc; Continental; 1978-1974; V8-460 Linc; Continental; 1972-1966; V8-460 Linc; Continental Mark II; 1957-1956; V8-368 Linc; Mark III; 1971-1968; V8-460 Linc; Mark IV; 1976-1975; V8-460 Linc; Mark IV; 1972; V8-460 Linc; Mark V; 1979-1977; V8-400 Linc; Mark VI; 1983-1980; V8-5.0 Linc; Mark VI; 1980; V8-5.8 Linc; Mark VII; 1985-1984; L6-2.4 Dsl Linc; Mark VII; 1992-1993; V8-5.0 Linc; Town Car; 1995-1981; V8-4.6 Linc; Versailles; 1979-1977; V8-302 Linc; Versailles; 1980; V8-5.0 Linc; Versailles; 1977; V8-351	Mer-Benz; 240D; 1983-1977; L4-2.4 Dsl Mer-Benz; 300CD; 1983-1978; L5-3.0 Dsl	Merc; Montclair; 1968; V8-390 Merc; Montclair; 1968-1967; V8-428 Merc; Montclair; 1967; V8-427 Merc; Montclair; 1964; V8-427 Merc; Montclair; 1967-1968; V8-428 Merc; Montego; 1974-1969; L6-250 Merc; Montego; 1974-1972; V8-302 Merc; Montego; 1969-1968; V8-302 Merc; Montego; 1976-1972; V8-351 Merc; Montego; 1969; V8-351 Merc; Montego; 1976-1972; V8-400 Merc; Montego; 1976-1973; V8-460 Merc; Monterey; 1971-1967; V8-351 Merc; Monterey; 1964-1963; V8-390 Merc; Monterey; 1971; V8-400 Merc; Monterey; 1963; V8-406 Merc; Monterey; 1967; V8-410 Merc; Monterey; 1967; V8-427 Merc; Monterey; 1964-1963; V8-427 Merc; Monterey; 1969-1967; V8-428 Merc; Monterey; 1971-1969; V8-429 Merc; Mystique; 1995; L4-2.0 Merc; Mystique; 1995; V6-2.5 Merc; Park Lane; 1968; V8-390 Merc; Park Lane; 1964; V8-390 Merc; Park Lane; 1967; V8-410 Merc; Park Lane; 1967; V8-427 Merc; Park Lane; 1964; V8-427 Merc; Park Lane; 1968-1967; V8-428 Merc; Topaz; 1986-1984; L4-2.0 Dsl Merc; Topaz; 1989-1984; L4-2.3 Merc; Tracer; 1989-1987; L4-1.6 Merc; Tracer; 1995-1991; L4-1.8 Merc; Tracer; 1995-1991; L4-1.9 Merc; Villager; 1995-1993; V6-3.0 Merc; Zephyr; 1983-1979; L4-2.3 Merc; Zephyr; 1983-1980; L6-3.3 Merc; Zephyr; 1982-1980; V8-4.2 Merc; Zephyr; 1978; V8-302 Merkur; Scorpio; 1989-1985; V6-2.9 Mits; Cordia; 1988-1983; L4-1.8 Mits; Cordia; 1988-1992; L4-2.0 Mits; Eclipse; 1994-1990; L4-1.8 Mits; Eclipse; 1995-1990; L4-2.0 Mits; Expo; 1994-1992; L4-1.8 Mits; Expo; 1995-1989; L4-2.4 Mits; Galant; 1995-1994; L4-2.4 Mits; Galant; 1987-1985; L4-2.4 Mits; Galant; 1988; V6-3.0 Mits; Mirage; 1995-1985; L4-1.5 Mits; Mirage; 1992-1991; L4-1.6 Mits; Mirage; 1989-1985; L4-1.6 Mits; Mirage; 1995-1993; L4-1.8 Mits; Montero; 1989-1986; L4-2.6 Mits; Montero; 1991-1989; V6-3.0 Mits; Pickup; 1989-1987; L4-2.0 Mits; Pickup; 1995-1987; L4-2.4 Mits; Pickup; 1993-1990; V6-3.0 Mits; Precis; 1993-1987; L4-1.5 Mits; Sigma; 1990-1989; V6-3.0 Mits; Starion; 1989-1984; L4-2.6 Mits; Tredia; 1988-1983; L4-1.8 Mits; Tredia; 1988-1984; L4-2.0 Mits; Van; 1990-1987; L4-2.4 Mits; 3000GT; 1995-1991; V6-3.0 Niss; Altima; 1995-1993; L4-2.4 Niss; Axxess; 1990; L4-2.4 Niss; Axxess; 1994-1991; L4-2.4 (Canada) Niss; Maxima; 1984-1981; L6-2.4 Niss; Maxima; 1995-1985; V6-3.0 Niss; NX; 1993-1991; L4-1.6 Niss; NX; 1993-1991; L4-2.0 Niss; Pathfinder; 1987-1988; L4-2.4 Niss; Pathfinder; 1995-1987; V6-3.0 Niss; Pickup; 1984-1983; L4-2.0 Niss; Pickup; 1983-1981; L4-2.2 Niss; Pickup; 1983-1981; L4-2.2 Dsl Niss; Pickup; 1995-1983; L4-2.4 Niss; Pickup; 1986; L4-2.5 Dsl Niss; Pickup; 1983; L4-2.5 Dsl Niss; Pickup; 1987; L4-2.5 Dsl (Canada) Niss; Pickup; 1995-1986; V6-3.0
LIGHT TRUCKS	Jeep; Cherokee; 1987-1985; L4-2.1 Dsl Jeep; Cherokee; 1995-1987; L4-2.5 Jeep; Cherokee; 1983-1980; L6-4.2 Jeep; Cherokee; 1986-1980; V6-2.8 Jeep; CJ; 1986-1983; L4-2.5 Jeep; CJ; 1981-1980; L4-2.5 Jeep; CJ; 1975-1972; L6-232 Jeep; CJ; 1986-1982; L6-4.2 Jeep; CJ; 1975-1972; L6-258 Jeep; CJ; 1975-1972; V8-304 Jeep; Comanche; 1987-1986; L4-2.1 Dsl Jeep; Comanche; 1992-1986; L4-2.5 Jeep; Comanche; 1992-1986; L6-4.0 Jeep; Commando; 1973; L6-232 Jeep; Grand Wagoneer; 1986-1984; L6-4.2 Jeep; Grand Wagoneer; 1991-1984; V8-5.9 Jeep; J Pickup; 1987-1980; L6-4.2 Jeep; J Pickup; 1988-1980; V8-5.9 Jeep; Scrambler; 1985-1983; L4-2.5 Jeep; Scrambler; 1981; L4-2.5 Jeep; Scrambler; 1985-1982; L6-4.2 Jeep; Wagoneer; 1987-1985; L4-2.1 Dsl Jeep; Wagoneer; 1987-1984; L4-2.5 Jeep; Wagoneer; 1990-1987; L6-4.0 Jeep; Wagoneer; 1983-1980; L6-4.2 Jeep; Wagoneer; 1986-1980; V6-2.8 Jeep; Wrangler; 1995-1987; L4-2.5 Jeep; Wrangler; 1995-1987; L6-4.0 Kia; Sephia; 1994; L4-1.6 Lexus; LS400; 1993-1990; V8-4.0 Lexus; SC300; 1995-1992; L6-3.0 Linc; Continental; 1985-1984; L6-2.4 Dsl Linc; Continental; 1982; V6-3.8 Linc; Continental; 1987-1982; V8-5.0 Linc; Continental; 1980; V8-5.0 Linc; Continental; 1980-1977; V8-5.8 Linc; Continental; 1965-1961; V8-430 Linc; Continental; 1978-1974; V8-460 Linc; Continental; 1972-1966; V8-460 Linc; Continental Mark II; 1957-1956; V8-368 Linc; Mark III; 1971-1968; V8-460 Linc; Mark IV; 1976-1975; V8-460 Linc; Mark IV; 1972; V8-460 Linc; Mark V; 1979-1977; V8-400 Linc; Mark VI; 1983-1980; V8-5.0 Linc; Mark VI; 1980; V8-5.8 Linc; Mark VII; 1985-1984; L6-2.4 Dsl Linc; Mark VII; 1992-1993; V8-5.0 Linc; Town Car; 1995-1981; V8-4.6 Linc; Versailles; 1979-1977; V8-302 Linc; Versailles; 1980; V8-5.0 Linc; Versailles; 1977; V8-351	Mer-Benz; 240D; 1983-1977; L4-2.4 Dsl Mer-Benz; 300CD; 1983-1978; L5-3.0 Dsl	Merc; Montclair; 1968; V8-390 Merc; Montclair; 1968-1967; V8-428 Merc; Montclair; 1967; V8-427 Merc; Montclair; 1964; V8-427 Merc; Montclair; 1967-1968; V8-428 Merc; Montego; 1974-1969; L6-250 Merc; Montego; 1974-1972; V8-302 Merc; Montego; 1969-1968; V8-302 Merc; Montego; 1976-1972; V8-351 Merc; Montego; 1969; V8-351 Merc; Montego; 1976-1972; V8-400 Merc; Montego; 1976-1973; V8-460 Merc; Monterey; 1971-1967; V8-351 Merc; Monterey; 1964-1963; V8-390 Merc; Monterey; 1971; V8-400 Merc; Monterey; 1963; V8-406 Merc; Monterey; 1967; V8-410 Merc; Monterey; 1967; V8-427 Merc; Monterey; 1964-1963; V8-427 Merc; Monterey; 1969-1967; V8-428 Merc; Monterey; 1971-1969; V8-429 Merc; Mystique; 1995; L4-2.0 Merc; Mystique; 1995; V6-2.5 Merc; Park Lane; 1968; V8-390 Merc; Park Lane

Numerical Listing - Power Steering Hose Assemblies and End Fittings

71224 - Continued

Niss; Pulsar NX; 1990-1983; L4-1.6
 Niss; Pulsar NX; 1989-1988; L4-1.8
 Niss; Quest; 1995-1993; V6-3.0
 Niss; Sentra; 1983-1982; L4-1.5
 Niss; Sentra; 1995-1983; L4-1.6
 Niss; Sentra; 1985-1991; L4-1.7 Dsl
 Niss; Stanza; 1989-1982; L4-2.0
 Niss; Stanza; 1992-1990; L4-2.4
 Niss; Van; 1988-1987; L4-2.4
 Niss; 200SX; 1995; L4-1.6
 Niss; 200SX; 1986-1984; L4-1.8
 Niss; 200SX; 1987; L4-1.8 (Canada)
 Niss; 200SX; 1995; L4-2.0
 Niss; 200SX; 1988-1984; L4-2.0
 Niss; 200SX; 1981-1980; L4-2.0
 Niss; 200SX; 1983-1982; L4-2.2
 Niss; 200SX; 1988-1987; V6-3.0
 Niss; 240SX; 1993-1989; L4-2.4
 Niss; 300ZX; 1995-1984; V6-3.0
 Niss; 310; 1982; L4-1.5
 Niss; 720 Pickup; 1980-1981; L4-2.0
 Olds; Custom Cruiser; 1973; V8-350
 Olds; Custom Cruiser; 1979-1978; V8-350 Dsl
 Olds; Custom Cruiser; 1975; V8-400
 Olds; Custom Cruiser; 1979-1978; V8-403
 Olds; Custom Cruiser; 1976-1971; V8-455
 Olds; Cutlass; 1976-1975; L6-250
 Olds; Cutlass; 1971; L6-250
 Olds; Cutlass; 1979-1977; V6-231
 Olds; Cutlass; 1979-1975; V8-260
 Olds; Cutlass; 1979; V8-260 Dsl
 Olds; Cutlass; 1979; V8-305
 Olds; Cutlass; 1977-1968; V8-350
 Olds; Cutlass; 1977-1970; V8-403
 Olds; Cutlass Cruiser; 1979; V6-231
 Olds; Delta 88; 1979-1977; V6-231
 Olds; Delta 88; 1979-1977; V8-260
 Olds; Delta 88; 1979; V8-301
 Olds; Delta 88; 1979-1971; V8-350
 Olds; Delta 88; 1979-1978; V8-350 Dsl
 Olds; Delta 88; 1975; V8-400
 Olds; Delta 88; 1979-1971; V8-403
 Olds; F85; 1971; L6-250
 Olds; F85; 1963-1968; V8-215
 Olds; F85; 1972; V8-455
 Olds; Ninety Eight; 1979-1977; V8-350
 Olds; Ninety Eight; 1975; V8-350
 Olds; Ninety Eight; 1973-1972; V8-350
 Olds; Ninety Eight; 1979-1978; V8-350 Dsl
 Olds; Ninety Eight; 1975; V8-400
 Olds; Ninety Eight; 1979-1971; V8-403
 Olds; Omega; 1976-1973; L6-250
 Olds; Omega; 1979-1977; V6-231
 Olds; Omega; 1977-1975; V8-260
 Olds; Omega; 1979-1977; V8-305
 Olds; Omega; 1979-1973; V8-350
 Olds; Starfire; 1977-1976; L4-140
 Olds; Starfire; 1979-1975; L4-151
 Olds; Starfire; 1979-1977; V8-305
 Olds; Toronado; 1979; V8-350
 Olds; Toronado; 1979-1971; V8-350 Dsl
 Olds; Vista Cruiser; 1975-1968; V8-350
 Olds; Vista Cruiser; 1975-1970; V8-455
 Olds; 442; 1969-1968; V8-400
 Olds; 442; 1971-1977; V8-455
 Peugeot; 505; 1987-1982; L4-2.0
 Peugeot; 505; 1980; L4-2.0
 Peugeot; 505; 1990-1985; L4-2.2
 Peugeot; 505; 1985-1980; L4-2.3 Dsl
 Peugeot; 505; 1985; L4-2.5 Dsl
 Peugeot; 505; 1989-1987; V6-2.8
 Peugeot; 604; 1984-1982; L4-2.3 Dsl
 Peugeot; 604; 1978-1977; V6-163
 Peugeot; 604; 1981; V6-2.8 (Canada)
 Peugeot; 604; 1979; V6-174
 Ply; Acclaim; 1995-1989; L4-2.5
 Ply; Acclaim; 1995-1989; V6-3.0
 Ply; Arrow Pickup; 1982-1980; L4-2.0
 Ply; B Van; 1983-1979; L6-3.7
 Ply; B Van; 1983-1979; V8-5.2
 Ply; B Van; 1983-1979; V8-5.9
 Ply; Barracuda; 1971-1967; L6-198

71224 - Continued

Ply; Barracuda; 1967; V8-273
 Ply; Barracuda; 1974-1968; V8-318
 Ply; Barracuda; 1973-1968; V8-340
 Ply; Barracuda; 1974; V8-360
 Ply; Barracuda; 1971-1967; V8-383
 Ply; Barracuda; 1971-1970; V8-426
 Ply; Belvedere; 1970-1965; L6-225
 Ply; Belvedere; 1970-1965; V8-318
 Ply; Belvedere; 1970-1965; V8-383
 Ply; Belvedere; 1969; V8-426
 Ply; Belvedere; 1967-1965; V8-426
 Ply; Belvedere; 1969; V8-440
 Ply; Belvedere; 1967-1983; V8-440
 Ply; Caravelle; 1988-1983; L4-2.5
 Ply; Caravelle; 1983-1978; L6-3.7 (Canada)
 Ply; Caravelle; 1988-1982; V8-5.2 (Canada)
 Ply; Caravelle; 1980-1989; V8-5.2 (Canada)
 Ply; Colt; 1994-1985; L4-1.5
 Ply; Colt; 1990-1985; L4-1.6
 Ply; Colt; 1994-1992; L4-1.8
 Ply; Colt; 1990-1989; L4-1.8
 Ply; Colt; 1991-1984; L4-2.0
 Ply; Colt; 1994-1992; L4-2.4
 Ply; Conquest; 1986-1984; L4-2.6
 Ply; Duster; 1974-1970; L6-198
 Ply; Duster; 1976-1970; L6-225
 Ply; Duster; 1976-1970; V8-318
 Ply; Duster; 1973-1970; V8-340
 Ply; Duster; 1976-1974; V8-360
 Ply; Expo; 1989-1987; L4-2.2 (Canada)
 Ply; Fury; 1978-1975; L6-225
 Ply; Fury; 1972-1967; L6-225
 Ply; Fury; 1967-1975; V8-273
 Ply; Fury; 1973-1971; V8-318
 Ply; Fury; 1971-1972; V8-383
 Ply; Fury; 1978-1977; V8-440
 Ply; Fury; 1975-1967; V8-440
 Ply; Gran Fury; 1983-1980; L6-3.7
 Ply; Gran Fury; 1989-1980; V8-5.2
 Ply; Gran Fury; 1977-1975; V8-318
 Ply; Gran Fury; 1980; V8-5.9
 Ply; Gran Fury; 1977-1975; V8-360
 Ply; Gran Fury; 1977-1975; V8-400
 Ply; Gran Fury; 1977-1975; V8-440
 Ply; Grand Voyager; 1995-1992; V6-3.0
 Ply; Grand Voyager; 1995-1991; V6-3.3
 Ply; Grand Voyager; 1995-1994; V6-3.8
 Ply; Horizon; 1986-1983; L4-1.6
 Ply; Horizon; 1983-1978; L4-1.7
 Ply; Horizon; 1990-1981; L4-2.2
 Ply; Laser; 1994-1981; L4-2.0
 Ply; Reliant; 1989-1981; L4-2.5
 Ply; Road Runner; 1974-1972; V8-318
 Ply; Road Runner; 1974; V8-360
 Ply; Road Runner; 1971; V8-383
 Ply; Road Runner; 1974-1971; V8-400
 Ply; Road Runner; 1974-1971; V8-440
 Ply; Sapporo; 1979-1978; L4-98
 Ply; Satellite; 1974-1968; L6-225
 Ply; Satellite; 1968-1965; V8-273
 Ply; Satellite; 1974-1965; V8-318
 Ply; Satellite; 1972; V8-340
 Ply; Satellite; 1974; V8-360
 Ply; Satellite; 1966-1965; V8-361
 Ply; Satellite; 1971-1965; V8-383
 Ply; Satellite; 1974-1965; V8-400
 Ply; Satellite; 1974-1968; V8-440
 Ply; Scamp; 1974-1971; L6-198
 Ply; Scamp; 1976-1971; L6-225
 Ply; Scamp; 1976-1971; V8-318
 Ply; Scamp Pickup; 1983-1987; L4-2.2
 Ply; Sundance; 1994-1988; L4-2.5
 Ply; Sundance; 1994-1992; V6-3.0
 Ply; Trailduster; 1980-1978; L6-3.7
 Ply; Trailduster; 1981-1978; V8-5.2
 Ply; Trailduster; 1976-1974; V8-318
 Ply; Trailduster; 1981-1978; V8-5.9
 Ply; Trailduster; 1976-1974; V8-360
 Ply; Trailduster; 1978-1976; V8-400
 Ply; Trailduster; 1974; V8-400
 Ply; Trailduster; 1978-1974; V8-440
 Ply; Valiant; 1969-1967; L6-170

71224 - Continued

Ply; Valiant; 1974-1970; L6-198
 Ply; Valiant; 1976-1967; L6-225
 Ply; Valiant; 1969-1967; V8-273
 Ply; Valiant; 1976-1968; V8-318
 Ply; Valiant; 1976; V8-360
 Ply; Valiant; 1974; V8-360
 Ply; Volare; 1980-1976; L6-3.7
 Ply; Volare; 1980-1976; V8-5.2
 Ply; Volare; 1979-1976; V8-360
 Ply; Voyager; 1995-1991; L4-2.5
 Ply; Voyager; 1995-1991; V6-3.0
 Ply; Voyager; 1995-1991; V6-3.3
 Pont; Astre; 1977-1973; L4-140
 Pont; Astre; 1977; L4-151
 Pont; Bonneville; 1979-1977; V8-301
 Pont; Bonneville; 1977; V8-305
 Pont; Bonneville; 1979-1964; V8-350
 Pont; Bonneville; 1978-1967; V8-400
 Pont; Bonneville; 1979-1964; V8-403
 Pont; Bonneville; 1969-1967; V8-428
 Pont; Bonneville; 1976-1970; V8-455
 Pont; Catalina; 1979-1977; V6-231
 Pont; Catalina; 1979-1977; V8-301
 Pont; Catalina; 1977; V8-305
 Pont; Catalina; 1979-1976; V8-305 (Canada)
 Pont; Catalina; 1973-1970; V8-350
 Pont; Catalina; 1975; V8-350 (Canada)
 Pont; Catalina; 1966-1964; V8-389
 Pont; Catalina; 1978-1967; V8-400
 Pont; Catalina; 1979-1964; V8-403
 Pont; Catalina; 1969-1967; V8-428
 Pont; Catalina; 1976-1970; V8-455
 Pont; Executive; 1970; V8-350
 Pont; Executive; 1967; V8-389
 Pont; Executive; 1970-1967; V8-400
 Pont; Executive; 1969-1967; V8-428
 Pont; Executive; 1970; V8-455
 Pont; Firebird; 1967; L6-230
 Pont; Firebird; 1976-1977; L6-250
 Pont; Firebird; 1979; V8-301
 Pont; Firebird; 1979-1977; V8-305
 Pont; Firebird; 1967; V8-326
 Pont; Firebird; 1979-1967; V8-350
 Pont; Firebird; 1979-1978; V8-403
 Pont; Firebird; 1976-1971; V8-455
 Pont; Grand Am; 1979; V6-231
 Pont; Grand Am; 1979-1978; V8-301
 Pont; Grand Am; 1975; V8-350
 Pont; Grand Am; 1973; V8-350
 Pont; Grand Am; 1975-1973; V8-400
 Pont; Grand Am; 1975-1973; V8-455
 Pont; Grand Lemans; 1976-1975; L6-250
 Pont; Grand Lemans; 1977; L6-250 (Canada)
 Pont; Grand Lemans; 1979-1976; V6-231
 Pont; Grand Lemans; 1979; V8-301
 Pont; Grand Lemans; 1977; V8-301
 Pont; Grand Lemans; 1979-1976; V8-305
 Pont; Grand Lemans; 1979-1975; V8-350
 Pont; Grand Lemans; 1977-1975; V8-400
 Pont; Grand Lemans; 1977-1975; V8-403
 Pont; Grand Prix; 1979-1977; V6-231
 Pont; Grand Prix; 1979-1976; V8-305
 Pont; Grand Prix; 1966-1962; V8-389
 Pont; Grand Prix; 1977-1967; V8-400
 Pont; Grand Prix; 1977-1963; V8-403
 Pont; Grand Prix; 1969-1967; V8-428
 Pont; Grand Prix; 1976-1970; V8-455
 Pont; Grand Safari; 1978-1977; V8-301
 Pont; Grand Safari; 1977-1978; V8-305
 Pont; Grand Safari; 1978-1971; V8-350
 Pont; Grand Safari; 1978-1971; V8-403
 Pont; Grandville; 1975; V8-400
 Pont; Grandville; 1973; V8-400
 Pont; Grandville; 1971; V8-400
 Pont; Grandville; 1975-1971; V8-455
 Pont; GTO; 1966; V8-389
 Pont; GTO; 1970-1967; V8-400
 Pont; GTO; 1970; V8-455
 Pont; Laurentian; 1969; L6-250 (Canada)
 Pont; Laurentian; 1979-1977; V8-305 (Canada)
 Pont; Laurentian; 1969; V8-327 (Canada)
 Pont; Laurentian; 1979-1969; V8-350 (Canada)

**SYSTEM
PUMP &
GEAR
IDENT.**

**SYSTEM &
COM-
PONENT
IDENT.**

**PASS.
CARS**

**LIGHT
TRUCKS**

**MEDIUM/
HEAVY
TRUCKS**

BUSES

**HOSE
NUMER-
ICAL**

**REPAIR
KITS**

**KIT
NUMER-
ICAL**

ILLUSTRATIONS

Numerical Listing - Power Steering Hose Assemblies and End Fittings

	71224 - Continued	71224 - Continued	71224 - Continued
SYSTEM PUMP & GEAR IDENT.	Pont; Laurentian; 1969; V8-396 (Canada) Pont; Laurentian; 1976-1974; V8-400 (Canada) Pont; Laurentian; 1970; V8-400 (Canada) Pont; Laurentian; 1976-1974; V8-455 (Canada) Pont; Lemans; 1976-1970; L6-250 Pont; Lemans; 1977; L6-250 (Canada) Pont; Lemans; 1979-1976; V6-200 (Canada) Pont; Lemans; 1979; V8-267 (Canada)	Toy.; Land Cruiser; 1987-1982; L4-3.4 Dsl (Canada) Toy.; Land Cruiser; 1992-1982; L6-4.0 Toy.; Land Cruiser; 1995-1993; L6-4.5 Toy.; MR2; 1995-1991; L4-2.0 Toy.; MR2; 1995-1991; L4-2.2 Toy.; Paseo; 1995-1992; L4-1.5 Toy.; Pickup; 1980; L4-2.2 Toy.; Pickup; 1983-1981; L4-2.2 Dsl Toy.; Pickup; 1979-1978; L4-134 Toy.; Pickup; 1995-1981; L4-2.4 Toy.; Pickup; 1986-1988; L4-2.4 Dsl Toy.; Previa; 1995-1991; L4-2.4 Toy.; Supra; 1995-1986; L6-3.0 Toy.; T100; 1995-1994; L4-2.7 Toy.; T100; 1994-1993; V6-3.0 Toy.; T100; 1995; V6-3.4 Toy.; Tacoma; 1995; L4-2.4 Toy.; Tacoma; 1995; L4-2.7 Toy.; Tacoma; 1995; V6-3.4 Toy.; Tercel; 1995-1983; L4-1.5 Toy.; Van; 1985-1984; L4-2.0 Toy.; Van; 1989-1986; L4-2.2 Toy.; 4 Runner; 1995-1988; L4-2.4 VW; Corrado; 1992-1990; L4-1.8 VW; Corrado; 1994-1992; V6-2.8 VW; Jetta; 1984-1982; L4-1.6 Dsl VW; Jetta; 1984-1982; L4-1.7 VW; Jetta; 1984-1982; L4-1.8 VW; Quantum; 1985; L4-1.8 VW; Quantum; 1988-1981; L5-2.2 VW; Rabbit; 1984-1981; L4-1.7 VW; Rabbit; 1984-1983; L4-1.8 VW; Rabbit Pickup; 1983-1981; L4-1.6 Dsl VW; Rabbit Pickup; 1983-1981; L4-1.7 VW; Scirocco; 1983; L4-1.7 VW; Vanagon; 1985-1984; L4-1.9 VW; Vanagon; 1992-1986; L4-2.1 Volvo; 240; 1985-1982; L4-2.1 Volvo; 240; 1979-1978; L4-130 Volvo; 240; 1984-1980; L4-2.3 Volvo; 260; 1982-1980; V6-2.8 Volvo; 760; 1984; L4-2.3 Volvo; 760; 1990-1983; V6-2.8 Volvo; 780; 1990-1987; V6-2.8 Volvo; 960; 1995-1992; L6-2.9 Chev; Bison; 1980-1979; Cat 3406 Dsl Chev; Bruin; 1980-1979; Cat 3208 Dsl Chev; Bruin; 1979-1973; GM V8-427 Chev; C40; 1969; GM L6-230 Chev; C40; 1962-1960; GM L6-235 Chev; C40; 1972-1969; GM L6-250 Chev; C40; 1962-1960; GM L6-261 Chev; C40; 1962-1960; GM V8-283 Chev; C40; 1972-1969; GM V8-307 Chev; C40; 1962; GM V8-327 Chev; C40; 1972-1969; GM V8-350 Chev; C50; 1967-1960; GM L6-230 Chev; C50; 1978-1960; GM L6-250 Chev; C50; 1978-1960; GM L6-292 Chev; C50; 1973-1970; GM V8-307 Chev; C50; 1968; GM V8-307 Chev; C50; 1968-1962; GM V8-327 Chev; C50; 1978-1969; GM V8-350 Chev; C50; 1978-1966; GM V8-366 Chev; C50; 1978-1969; GM V8-427 Chev; C50; 1966; GM V8-427 Chev; C50; 1978-1960; GM V8-454 Chev; C60; 1962-1960; GM L6-261 Chev; C60; 1973; GM V-6 432 Chev; C60; 1973; GM V-6 478 Chev; C60; 1968-1960; GM V8-283 Chev; C60; 1973-1970; GM V8-307 Chev; C60; 1968; GM V8-307 Chev; C60; 1968-1962; GM V8-327 Chev; C60; 1965-1960; GM V8-348 Chev; C60; 1978-1969; GM V8-350 Chev; C60; 1978-1960; GM V8-366 Chev; C60; 1978-1969; GM V8-427 Chev; C60; 1966; GM V8-427 Chev; C60; 1978-1973; GM V8-454 Chev; C70; 1980-1979; Cat 3208 Dsl	Chev; C70; 1979-1980; GM V8-366 Chev; CD50; 1970-1967; DetrDsl 4-53 Chev; CD60; 1970-1967; DetrDsl 4-53 Chev; CE40; 1962-1960; GM V8-283 Chev; CE40; 1972-1970; GM V8-307 Chev; CE40; 1962; GM V8-327 Chev; CE40; 1972-1960; GM V8-350 Chev; CE50; 1972-1970; GM V8-307 Chev; CE50; 1968; GM V8-307 Chev; CE50; 1968-1962; GM V8-327 Chev; CE50; 1972-1960; GM V8-350 Chev; CE60; 1972-1970; GM V8-307 Chev; CE60; 1968; GM V8-307 Chev; CE60; 1968-1962; GM V8-327 Chev; CE60; 1972-1969; GM V8-350 Chev; CE60; 1975; GM V8-427 Chev; CG50; 1969-1967; GM D478 Dsl Chev; CG50; 1969-1967; GM DH478 Dsl Chev; CG60; 1969-1967; GM D478 Dsl Chev; CG60; 1969-1967; GM DH478 Dsl Chev; CM60; 1972-1970; GM V-6 401 Chev; CM60; 1972-1970; GM V-6 432 Chev; CM60; 1972-1970; GM V-6 478 Chev; D50; 1966-1964; DetrDsl 4-53 Chev; H70; 1977-1973; DetrDsl 6V-53 Chev; HE90; 1971; GM V8-637 Chev; HJ70; 1971-1970; GM D637 Dsl Chev; HV70; 1972-1970; DetrDsl 6V-53 Chev; J70; 1977-1973; DetrDsl 6V-53 Chev; J80; 1977-1973; DetrDsl 6V-53 Chev; JE90; 1971; GM V8-637 Chev; JJ70; 1971-1970; GM D637 Dsl Chev; JV70; 1972-1970; DetrDsl 6V-53 Chev; JV80; 1972-1970; DetrDsl 6V-53 Chev; L50; 1965-1963; GM V8-283 Chev; L50; 1965-1963; GM V8-327 Chev; L60; 1965-1963; GM V8-283 Chev; L60; 1965-1963; GM V8-327 Chev; M65; 1978-1973; GM V8-366 Chev; M65; 1978-1973; GM V8-427 Chev; M65; 1978-1973; GM V8-454 Chev; MB60; 1969; GM D478 Dsl Chev; MB60; 1969; GM DH478 Dsl Chev; P30; 1979-1967; GM L6-292 Chev; P50; 1967; GM L6-292 Chev; T40; 1967-1963; GM L6-230 Chev; T40; 1968-1963; GM L6-250 Chev; T40; 1972-1963; GM L6-292 Chev; T50; 1973; GM D478 Dsl Chev; T50; 1973-1963; GM DH478 Dsl Chev; T50; 1968-1963; GM V8-283 Chev; T50; 1968; GM V8-307 Chev; T50; 1968-1963; GM V8-327 Chev; T50; 1972-1970; GM V8-350 Chev; T50; 1973-1966; GM V8-366 Chev; T50; 1973-1966; GM V8-427 Chev; T50; 1968-1966; GM V8-454 Chev; T60; 1975; GM D478 Dsl Chev; T60; 1973; GM D478 Dsl Chev; T60; 1975; GM DH478 Dsl Chev; T60; 1973-1963; GM DH478 Dsl Chev; T60; 1968-1963; GM V8-283 Chev; T60; 1978-1976; GM V8-305 Chev; T60; 1973; GM V8-307 Chev; T60; 1968; GM V8-307 Chev; T60; 1968-1963; GM V8-327 Chev; T60; 1965-1963; GM V8-348 Chev; T60; 1978-1970; GM V8-350 Chev; T60; 1978-1963; GM V8-366 Chev; T60; 1978-1966; GM V8-427 Chev; T60; 1976; GM V8-454 Chev; T60; 1968-1966; GM V8-454 Chev; T65; 1974; GM V-6 305 Chev; T65; 1974; GM V-6 351 Chev; T65; 1974; GM V-6 379 Chev; T65; 1978-1974; GM V8-366 Chev; T65; 1978-1974; GM V8-427 Chev; T65; 1976; GM V8-454 Chev; TD50; 1969; DetrDsl 4-53 Chev; TD60; 1969-1963; DetrDsl 4-53 Chev; TE50; 1968; GM V8-307 Chev; TE50; 1968-1963; GM V8-327
SYSTEM & COMPONENT IDENT.	Pont; Lemans; 1979-1977; V8-301 Pont; Lemans; 1979-1976; V8-305 Pont; Lemans; 1979-1970; V8-350 Pont; Lemans; 1977-1970; V8-400 Pont; Lemans; 1977-1976; V8-403 Pont; Lemans; 1974-1971; V8-455 Pont; Parisienne; 1965-1964; L6-230 (Canada) Pont; Parisienne; 1979-1977; L6-250 (Canada) Pont; Parisienne; 1972-1964; L6-250 (Canada) Pont; Parisienne; 1979-1977; V8-305 (Canada) Pont; Parisienne; 1969-1964; V8-327 (Canada) Pont; Parisienne; 1979-1969; V8-350 (Canada) Pont; Parisienne; 1969-1966; V8-396 (Canada) Pont; Parisienne; 1976-1974; V8-400 (Canada) Pont; Parisienne; 1970; V8-400 (Canada) Pont; Parisienne; 1965-1964; V8-409 (Canada) Pont; Parisienne; 1969-1966; V8-427 (Canada) Pont; Parisienne; 1970; V8-454 (Canada) Pont; Parisienne; 1976-1974; V8-455 (Canada) Pont; Phoenix; 1978-1977; L4-151 Pont; Phoenix; 1979-1977; V6-231 Pont; Phoenix; 1977; V8-301 Pont; Phoenix; 1979-1977; V8-305 Pont; Phoenix; 1979-1964; V8-350 Pont; Star Chief; 1966-1964; V8-421 Pont; Sunbird; 1977-1976; L4-140 Pont; Sunbird; 1979-1977; L4-151 Pont; Sunbird; 1979-1976; V6-231 Pont; Sunbird; 1979-1978; V8-305 Pont; Tempest; 1965-1964; L6-215 Pont; Tempest; 1967-1966; L6-230 Pont; Tempest; 1970-1964; L6-250 Pont; Tempest; 1970-1968; V8-350 Pont; Tempest; 1965-1964; V8-389 Pont; Tempest; 1970; V8-400 Pont; Ventura; 1977-1973; L4-151 Pont; Ventura; 1977-1975; V6-231 Pont; Ventura; 1977; V8-301 Pont; Ventura; 1977; V8-305 Pont; Ventura; 1977-1973; V8-350 Rambler; Ambassador; 1965; V8-287 Rambler; Ambassador; 1965-1961; V8-327 Rambler; American; 1965-1962; L6-196 Rambler; American; 1965; L6-232 Rambler; Marlin; 1965; V8-287 Rambler; Marlin; 1965; V8-327 Rambler; Rambler Classic; 1965; V8-287 Renault; Alliance; 1987-1985; L4-1.4 Renault; Alliance; 1987-1985; L4-1.7 Renault; Alliance; 1987-1982; L4-2.0 Renault; Fuego; 1985-1984; L4-2.2 Renault; 18i; 1983-1981; L4-1.6 Subaru; Impreza; 1995-1993; L4-1.8 Subaru; Impreza; 1995; L4-2.2 Subaru; Legacy; 1995-1990; L4-2.2 Subaru; SVX; 1995-1992; L6-3.3 Toy.; Avalon; 1995; V6-3.0 Toy.; Camry; 1985-1984; L4-1.8 Dsl Toy.; Camry; 1991-1983; L4-2.0 Toy.; Camry; 1986; L4-2.0 Dsl Toy.; Camry; 1995-1988; L4-2.2 Toy.; Camry; 1995-1990; V6-3.0 Toy.; Celica; 1995-1986; L4-1.8 Toy.; Celica; 1995-1990; L4-2.2 Toy.; Celica; 1980-1978; L4-2.2 Toy.; Celica; 1985-1982; L4-2.4 Toy.; Celica; 1985-1982; L6-2.8 Toy.; Corolla; 1995-1983; L4-1.6 Toy.; Corolla; 1995-1980; L4-1.8 Toy.; Corolla; 1985-1984; L4-1.8 Dsl Toy.; Corona; 1978; L4-134 Toy.; Corona; 1982; L4-2.4 Toy.; Cressida; 1980-1978; L6-2.6 Toy.; Cressida; 1988-1989; L6-2.8	Toy.; Land Cruiser; 1987-1982; L4-3.4 Dsl (Canada) Toy.; Land Cruiser; 1992-1982; L6-4.0 Toy.; Land Cruiser; 1995-1993; L6-4.5 Toy.; MR2; 1995-1991; L4-2.0 Toy.; MR2; 1995-1991; L4-2.2 Toy.; Paseo; 1995-1992; L4-1.5 Toy.; Pickup; 1980; L4-2.2 Toy.; Pickup; 1983-1981; L4-2.2 Dsl Toy.; Pickup; 1979-1978; L4-134 Toy.; Pickup; 1995-1981; L4-2.4 Toy.; Pickup; 1986-1988; L4-2.4 Dsl Toy.; Previa; 1995-1991; L4-2.4 Toy.; Supra; 1995-1986; L6-3.0 Toy.; T100; 1995-1994; L4-2.7 Toy.; T100; 1994-1993; V6-3.0 Toy.; T100; 1995; V6-3.4 Toy.; Tacoma; 1995; L4-2.4 Toy.; Tacoma; 1995; L4-2.7 Toy.; Tacoma; 1995; V6-3.4 Toy.; Tercel; 1995-1983; L4-1.5 Toy.; Van; 1985-1984; L4-2.0 Toy.; Van; 1989-1986; L4-2.2 Toy.; 4 Runner; 1995-1988; L4-2.4 VW; Corrado; 1992-1990; L4-1.8 VW; Corrado; 1994-1992; V6-2.8 VW; Jetta; 1984-1982; L4-1.6 Dsl VW; Jetta; 1984-1982; L4-1.7 VW; Jetta; 1984-1982; L4-1.8 VW; Quantum; 1985; L4-1.8 VW; Quantum; 1988-1981; L5-2.2 VW; Rabbit; 1984-1981; L4-1.7 VW; Rabbit; 1984-1983; L4-1.8 VW; Rabbit Pickup; 1983-1981; L4-1.6 Dsl VW; Rabbit Pickup; 1983-1981; L4-1.7 VW; Scirocco; 1983; L4-1.7 VW; Vanagon; 1985-1984; L4-1.9 VW; Vanagon; 1992-1986; L4-2.1 Volvo; 240; 1985-1982; L4-2.1 Volvo; 240; 1979-1978; L4-130 Volvo; 240; 1984-1980; L4-2.3 Volvo; 260; 1982-1980; V6-2.8 Volvo; 760; 1984; L4-2.3 Volvo; 760; 1990-1983; V6-2.8 Volvo; 780; 1990-1987; V6-2.8 Volvo; 960; 1995-1992; L6-2.9 Chev; Bison; 1980-1979; Cat 3406 Dsl Chev; Bruin; 1980-1979; Cat 3208 Dsl Chev; Bruin; 1979-1973; GM V8-427 Chev; C40; 1969; GM L6-230 Chev; C40; 1962-1960; GM L6-235 Chev; C40; 1972-1969; GM L6-250 Chev; C40; 1962-1960; GM L6-261 Chev; C40; 1962-1960; GM V8-283 Chev; C40; 1972-1969; GM V8-307 Chev; C40; 1962; GM V8-327 Chev; C40; 1972-1969; GM V8-350 Chev; C50; 1967-1960; GM L6-230 Chev; C50; 1978-1960; GM L6-250 Chev; C50; 1978-1960; GM L6-292 Chev; C50; 1973-1970; GM V8-307 Chev; C50; 1968; GM V8-307 Chev; C50; 1968-1962; GM V8-327 Chev; C50; 1978-1969; GM V8-350 Chev; C50; 1978-1966; GM V8-366 Chev; C50; 1978-1969; GM V8-427 Chev; C50; 1966; GM V8-427 Chev; C50; 1978-1960; GM V8-454 Chev; C60; 1962-1960; GM L6-261 Chev; C60; 1973; GM V-6 432 Chev; C60; 1973; GM V-6 478 Chev; C60; 1968-1960; GM V8-283 Chev; C60; 1973-1970; GM V8-307 Chev; C60; 1968; GM V8-307 Chev; C60; 1968-1962; GM V8-327 Chev; C60; 1965-1960; GM V8-348 Chev; C60; 1978-1969; GM V8-350 Chev; C60; 1978-1960; GM V8-366 Chev; C60; 1978-1969; GM V8-427 Chev; C60; 1966; GM V8-427 Chev; C60; 1978-1973; GM V8-454 Chev; C70; 1980-1979; Cat 3208 Dsl	Chev; C70; 1979-1980; GM V8-366 Chev; CD50; 1970-1967; DetrDsl 4-53 Chev; CD60; 1970-1967; DetrDsl 4-53 Chev; CE40; 1962-1960; GM V8-283 Chev; CE40; 1972-1970; GM V8-307 Chev; CE40; 1962; GM V8-327 Chev; CE40; 1972-1960; GM V8-350 Chev; CE50; 1972-1970; GM V8-307 Chev; CE50; 1968; GM V8-307 Chev; CE50; 1968-1962; GM V8-327 Chev; CE50; 1972-1960; GM V8-350 Chev; CE60; 1972-1970; GM V8-307 Chev; CE60; 1968; GM V8-307 Chev; CE60; 1968-1962; GM V8-327 Chev; CE60; 1972-1969; GM V8-350 Chev; CE60; 1975; GM V8-427 Chev; CG50; 1969-1967; GM D478 Dsl Chev; CG50; 1969-1967; GM DH478 Dsl Chev; CG60; 1969-1967; GM D478 Dsl Chev; CG60; 1969-1967; GM DH478 Dsl Chev; CM60; 1972-1970; GM V-6 401 Chev; CM60; 1972-1970; GM V-6 432 Chev; CM60; 1972-1970; GM V-6 478 Chev; D50; 1966-1964; DetrDsl 4-53 Chev; H70; 1977-1973; DetrDsl 6V-53 Chev; HE90; 1971; GM V8-637 Chev; HJ70; 1971-1970; GM D637 Dsl Chev; HV70; 1972-1970; DetrDsl 6V-53 Chev; J70; 1977-1973; DetrDsl 6V-53 Chev; J80; 1977-1973; DetrDsl 6V-53 Chev; JE90; 1971; GM V8-637 Chev; JJ70; 1971-1970; GM D637 Dsl Chev; JV70; 1972-1970; DetrDsl 6V-53 Chev; JV80; 1972-1970; DetrDsl 6V-53 Chev; L50; 1965-1963; GM V8-283 Chev; L50; 1965-1963; GM V8-327 Chev; L60; 1965-1963; GM V8-283 Chev; L60; 1965-1963; GM V8-327 Chev; M65; 1978-1973; GM V8-366 Chev; M65; 1978-1973; GM V8-427 Chev; M65; 1978-1973; GM V8-454 Chev; MB60; 1969; GM D478 Dsl Chev; MB60; 1969; GM DH478 Dsl Chev; P30; 1979-1967; GM L6-292 Chev; P50; 1967; GM L6-292 Chev; T40; 1967-1963; GM L6-230 Chev; T40; 1968-1963; GM L6-250 Chev; T40; 1972-1963; GM L6-292 Chev; T50; 1973; GM D478 Dsl Chev; T50; 1973-1963; GM DH478 Dsl Chev; T50; 1968-1963; GM V8-283 Chev; T50; 1968; GM V8-307 Chev; T50; 1968-1963; GM V8-327 Chev; T50; 1972-1970; GM V8-350 Chev; T50; 1973-1966; GM V8-366 Chev; T50; 1973-1966; GM V8-427 Chev; T50; 1968-1966; GM V8-454 Chev; T60; 1975; GM D478 Dsl Chev; T60; 1973; GM D478 Dsl Chev; T60; 1975; GM DH478 Dsl Chev; T60; 1973-1963; GM DH478 Dsl Chev; T60; 1968-1963; GM V8-283 Chev; T60; 1978-1976; GM V8-305 Chev; T60; 1973; GM V8-307 Chev; T60; 1968; GM V8-307 Chev; T60; 1968-1963; GM V8-327 Chev; T60; 1965-1963; GM V8-348 Chev; T60; 1978-1970; GM V8-350 Chev; T60; 1978-1963; GM V8-366 Chev; T60; 1978-1966; GM V8-427 Chev; T60; 1976; GM V8-454 Chev; T60; 1968-1966; GM V8-454 Chev; T65; 1974; GM V-6 305 Chev; T65; 1974; GM V-6 351 Chev; T65; 1974; GM V-6 379 Chev; T65; 1978-1974; GM V8-366 Chev; T65; 1978-1974; GM V8-427 Chev; T65; 1976; GM V8-454 Chev; TD50; 1969; DetrDsl 4-53 Chev; TD60; 1969-1963; DetrDsl 4-53 Chev; TE50; 1968; GM V8-307 Chev; TE50; 1968-1963; GM V8-327
PASS. CARS	Pont; Parisienne; 1965-1964; L6-230 (Canada) Pont; Parisienne; 1979-1977; L6-250 (Canada) Pont; Parisienne; 1972-1964; L6-250 (Canada) Pont; Parisienne; 1979-1977; V8-305 (Canada) Pont; Parisienne; 1969-1964; V8-327 (Canada) Pont; Parisienne; 1979-1969; V8-350 (Canada) Pont; Parisienne; 1969-1966; V8-396 (Canada) Pont; Parisienne; 1976-1974; V8-400 (Canada) Pont; Parisienne; 1970; V8-400 (Canada) Pont; Parisienne; 1965-1964; V8-409 (Canada) Pont; Parisienne; 1969-1966; V8-427 (Canada) Pont; Parisienne; 1970; V8-454 (Canada) Pont; Parisienne; 1976-1974; V8-455 (Canada) Pont; Phoenix; 1978-1977; L4-151 Pont; Phoenix; 1979-1977; V6-231 Pont; Phoenix; 1977; V8-301 Pont; Phoenix; 1979-1977; V8-305 Pont; Phoenix; 1979-1964; V8-350 Pont; Star Chief; 1966-1964; V8-421 Pont; Sunbird; 1977-1976; L4-140 Pont; Sunbird; 1979-1977; L4-151 Pont; Sunbird; 1979-1976; V6-231 Pont; Sunbird; 1979-1978; V8-305 Pont; Tempest; 1965-1964; L6-215 Pont; Tempest; 1967-1966; L6-230 Pont; Tempest; 1970-1964; L6-250 Pont; Tempest; 1970-1968; V8-350 Pont; Tempest; 1965-1964; V8-389 Pont; Tempest; 1970; V8-400 Pont; Ventura; 1977-1973; L4-151 Pont; Ventura; 1977-1975; V6-231 Pont; Ventura; 1977; V8-301 Pont; Ventura; 1977; V8-305 Pont; Ventura; 1977-1973; V8-350 Rambler; Ambassador; 1965; V8-287 Rambler; Ambassador; 1965-1961; V8-327 Rambler; American; 1965-1962; L6-196 Rambler; American; 1965; L6-232 Rambler; Marlin; 1965; V8-287 Rambler; Marlin; 1965; V8-327 Rambler; Rambler Classic; 1965; V8-287 Renault; Alliance; 1987-1985; L4-1.4 Renault; Alliance; 1987-1985; L4-1.7 Renault; Alliance; 1987-1982; L4-2.0 Renault; Fuego; 1985-1984; L4-2.2 Renault; 18i; 1983-1981; L4-1.6 Subaru; Impreza; 1995-1993; L4-1.8 Subaru; Impreza; 1995; L4-2.2 Subaru; Legacy; 1995-1990; L4-2.2 Subaru; SVX; 1995-1992; L6-3.3 Toy.; Avalon; 1995; V6-3.0 Toy.; Camry; 1985-1984; L4-1.8 Dsl Toy.; Camry; 1991-1983; L4-2.0 Toy.; Camry; 1986; L4-2.0 Dsl Toy.; Camry; 1995-1988; L4-2.2 Toy.; Camry; 1995-1990; V6-3.0 Toy.; Celica; 1995-1986; L4-1.8 Toy.; Celica; 1995-1990; L4-2.2 Toy.; Celica; 1980-1978; L4-2.2 Toy.; Celica; 1985-1982; L4-2.4 Toy.; Celica; 1985-1982; L6-2.8 Toy.; Corolla; 1995-1983; L4-1.6 Toy.; Corolla; 1995-1980; L4-1.8 Toy.; Corolla; 1985-1984; L4-1.8 Dsl Toy.; Corona; 1978; L4-134 Toy.; Corona; 1982; L4-2.4 Toy.; Cressida; 1980-1978; L6-2.6 Toy.; Cressida; 1988-1989; L6-2.8	Toy.; Land Cruiser; 1987-1982; L4-3.4 Dsl (Canada) Toy.; Land Cruiser; 1992-1982; L6-4.0 Toy.; Land Cruiser; 1995-1993; L6-4.5 Toy.; MR2; 1995-1991; L4-2.0 Toy.; MR2; 1995-1991; L4-2.2 Toy.; Paseo; 1995-1992; L4-1.5 Toy.; Pickup; 1980; L4-2.2 Toy.; Pickup; 1983-1981; L4-2.2 Dsl 	

Numerical Listing - Power Steering Hose Assemblies and End Fittings

71224 - Continued

Chev; TE50; 1972-1970; GM V8-350
 Chev; TE50; 1972-1970; GM V8-366
 Chev; TE60; 1966-1963; GM V8-283
 Chev; TE60; 1966-1963; GM V8-327
 Chev; TE60; 1972-1970; GM V8-366
 Chev; TE65; 1972-1966; GM V8-366
 Chev; TE65; 1972-1966; GM V8-427
 Chev; TE65; 1968-1966; GM V8-454
 Chev; TG50; 1972-1967; GM D478 Dsl
 Chev; TG50; 1972-1967; GM DH478 Dsl
 Chev; TG60; 1972-1967; GM D478 Dsl
 Chev; TG60; 1972-1967; GM DH478 Dsl
 Chev; Titan; 1980-1979; Cat 3406 Dsl
 Chev; TM65; 1972-1970; GM V-6 305
 Chev; TM65; 1972-1970; GM V-6 351
 Chev; TM65; 1972-1970; GM V-6 379
 Chev; TV70; 1968-1966; DetrDsl 6V-53
 Chev; W6; 1980; GM V8-5.7
 Chev; W6; 1980; GM V8-6.0
 Chev; W7; 1980; GM V8-6.0
 Chev; W7; 1980; GM V8-7.0
 Chev; W70; 1968-1966; DetrDsl 6V-53
 Chev; Y80; 1966; DetrDsl 6V-53
 Ford; E350; 1989; V8-5.8
 Ford; E350; 1989; V8-7.5
 Ford; F Super Duty; 1989-1988; V8-7.5
 GMC; Astro; 1980-1979; Cat 3406 Dsl
 GMC; Astro; 1981-1979; DetrDsl 6-71
 GMC; Astro; 1983-1979; DetrDsl 6V-92
 GMC; Astro; 1983-1979; DetrDsl 8V-71
 GMC; Astro; 1983-1979; DetrDsl 8V-92
 GMC; Brigadier; 1983-1979; DetrDsl 6-71
 GMC; Brigadier; 1983-1979; DetrDsl 6V-53
 GMC; Brigadier; 1983-1979; DetrDsl 6V-92
 GMC; Brigadier; 1981-1979; DetrDsl 8V-71
 GMC; Brigadier; 1979-1973; V8-427
 GMC; C5000; 1987-1985; V8-5.7
 GMC; C6000; 1985-1983; DetrDsl V8-8.2
 GMC; C6000; 1987-1985; V8-5.7
 GMC; C6000; 1987; V8-6.0
 GMC; C7000; 1985; DetrDsl V8-8.2
 GMC; C7000; 1983; DetrDsl V8-8.2
 GMC; C7000; 1987; V8-6.0
 GMC; C7000; 1987; V8-7.0
 GMC; CD6500; 1977; DetrDsl 4-53
 GMC; CE4500; 1968-1967; V8-283
 GMC; CE4500; 1962-1960; V8-283
 GMC; CE4500; 1972-1970; V8-307
 GMC; CE4500; 1968; V8-307
 GMC; CE4500; 1968-1967; V8-327
 GMC; CE4500; 1962; V8-327
 GMC; CE4500; 1972-1960; V8-350
 GMC; CE5000; 1977; V8-305
 GMC; CE5000; 1973-1970; V8-307
 GMC; CE5000; 1968-1960; V8-307
 GMC; CE5000; 1968-1962; V8-327
 GMC; CE5000; 1977-1975; V8-350
 GMC; CE5000; 1973-1968; V8-350
 GMC; CE5500; 1972-1970; V8-307
 GMC; CE5500; 1972-1969; V8-350
 GMC; CE5500; 1972-1966; V8-366
 GMC; CE5500; 1972-1966; V8-427
 GMC; CE5500; 1968-1966; V8-454
 GMC; CE6000; 1968-1960; V8-283
 GMC; CE6000; 1973-1970; V8-307
 GMC; CE6000; 1968-1960; V8-307
 GMC; CE6000; 1968-1960; V8-327
 GMC; CE6000; 1977-1969; V8-350
 GMC; CE6000; 1977-1967; V8-366
 GMC; CE6000; 1977-1967; V8-427
 GMC; CE6000; 1977-1973; V8-454
 GMC; CE6000; 1968-1967; V8-454
 GMC; CE6500; 1977-1973; V8-366
 GMC; CE6500; 1977-1973; V8-427
 GMC; CE6500; 1977-1966; V8-454
 GMC; CG5500; 1972-1970; GMC D478 Dsl
 GMC; CG5500; 1972-1970; GMC DH478 Dsl
 GMC; CG6000; 1975-1973; GMC D478 Dsl
 GMC; CG6000; 1975-1973; GMC DH478 Dsl
 GMC; CH9500; 1970-1966; DetrDsl 8V-71
 GMC; CI9500; 1971-1966; DetrDsl 6-71N
 GMC; CM5500; 1974-1970; V-6 305

71224 - Continued

GMC; CM5500; 1974-1970; V-6 351
 GMC; CM5500; 1974-1970; V-6 379
 GMC; CM6500; 1975-1970; V-6 305
 GMC; CM6500; 1975-1970; V-6 351
 GMC; CM6500; 1975-1970; V-6 379
 GMC; CM6500; 1974-1970; V-6 401
 GMC; CM6500; 1974-1970; V-6 432
 GMC; CM6500; 1974-1970; V-6 478
 GMC; CS4500; 1977-1967; L6-230
 GMC; CS4500; 1977-1967; L6-250
 GMC; CS5000; 1977-1967; L6-292
 GMC; CS5500; 1977-1963; L6-230
 GMC; CS5500; 1977-1963; L6-250
 GMC; CS6000; 1977-1967; L6-292
 GMC; DE9500; 1972-1967; V8-637
 GMC; EG5500; 1969-1967; GMC D478 Dsl
 GMC; EG5500; 1969-1967; GMC DH478 Dsl
 GMC; EG6500; 1969-1967; GMC D478 Dsl
 GMC; EG6500; 1969-1967; GMC DH478 Dsl
 GMC; EM4500; 1969-1967; V-6 305
 GMC; EM4500; 1969-1967; V-6 351
 GMC; EM4500; 1969-1967; V-6 379
 GMC; EM5500; 1969-1967; V-6 305
 GMC; EM5500; 1969-1967; V-6 351
 GMC; EM5500; 1969-1967; V-6 379
 GMC; EM6500; 1969-1967; V-6 305
 GMC; EM6500; 1969-1967; V-6 351
 GMC; EM6500; 1969-1967; V-6 379
 GMC; ES4500; 1969-1967; L6-230
 GMC; ES4500; 1969-1967; L6-250
 GMC; FE9500; 1972-1966; V8-637
 GMC; General; 1983-1979; DetrDsl 6-71
 GMC; General; 1983-1979; DetrDsl 6V-92
 GMC; General; 1983-1979; DetrDsl 8V-71
 GMC; General; 1983-1979; DetrDsl 8V-92
 GMC; HE9500; 1972-1966; V8-637
 GMC; HI9500; 1966; DetrDsl 6-71
 GMC; HI9500; 1972-1966; DetrDsl 6-71N
 GMC; HJ7500; 1969-1967; GMC D637 Dsl
 GMC; HJ7500; 1969-1967; GMC DH637 Dsl
 GMC; HJ9500; 1969-1966; GMC D637 Dsl
 GMC; HJ9500; 1969-1966; GMC DH637 Dsl
 GMC; HM7500; 1971-1966; V-6 305
 GMC; HM7500; 1971-1966; V-6 351
 GMC; HM7500; 1971-1966; V-6 379
 GMC; HM7500; 1971-1966; V-6 401
 GMC; HM7500; 1971-1966; V-6 432
 GMC; HM7500; 1971-1966; V-6 478
 GMC; HM8500; 1970-1966; V-6 305
 GMC; HM8500; 1970-1966; V-6 351
 GMC; HM8500; 1970-1966; V-6 379
 GMC; HM8500; 1971-1966; V-6 401
 GMC; HM8500; 1971-1966; V-6 432
 GMC; HM8500; 1971-1966; V-6 478
 GMC; JE9500; 1972-1966; V8-637
 GMC; JI9500; 1969-1968; DetrDsl 6-71
 GMC; JI9500; 1972-1966; DetrDsl 6-71N
 GMC; JJ7500; 1969-1967; GMC D637 Dsl
 GMC; JJ7500; 1969-1967; GMC DH637 Dsl
 GMC; JJ9500; 1969-1966; GMC D637 Dsl
 GMC; JJ9500; 1969-1966; GMC DH637 Dsl
 GMC; JM7500; 1970-1966; V-6 305
 GMC; JM7500; 1970-1966; V-6 351
 GMC; JM7500; 1970-1966; V-6 379
 GMC; JM7500; 1971-1966; V-6 401
 GMC; JM7500; 1971-1966; V-6 432
 GMC; JM7500; 1971-1966; V-6 478
 GMC; JM8500; 1971-1966; V-6 401
 GMC; JM8500; 1971-1966; V-6 432
 GMC; JM8500; 1971-1966; V-6 478
 GMC; JN7500; 1968-1966; DetrDsl 6V-53
 GMC; JN8500; 1968-1966; DetrDsl 6V-53
 GMC; M6500; 1978; V8-366
 GMC; M6500; 1978; V8-427
 GMC; M6500; 1978-1973; V8-454
 GMC; ME6500; 1977-1973; V8-427
 GMC; ME6500; 1977-1970; V8-454
 GMC; ME9500; 1968-1966; V8-637
 GMC; MI9500; 1972-1966; DetrDsl 6-71N
 GMC; MM6500; 1974-1970; V-6 401
 GMC; MM6500; 1974-1970; V-6 432
 GMC; MM6500; 1974-1970; V-6 478

71224 - Continued

GMC; P3500; 1979-1978; L6-292
 GMC; T6000; 1966-1963; V8-283
 GMC; T6000; 1973; V8-307
 GMC; T6000; 1966-1963; V8-327
 GMC; T6000; 1978-1973; V8-350
 GMC; T6000; 1978-1966; V8-366
 GMC; T6000; 1978-1966; V8-427
 GMC; T6000; 1969-1966; V8-454
 GMC; T6500; 1978; V8-366
 GMC; T6500; 1978; V8-427
 GMC; TE5500; 1968-1963; V8-283
 GMC; TE5500; 1968; V8-307
 GMC; TE5500; 1968-1963; V8-327
 GMC; TE5500; 1972-1970; V8-350
 GMC; TE5500; 1977-1966; V8-366
 GMC; TE5500; 1968-1966; V8-454
 GMC; TE6500; 1968-1966; V8-454
 GMC; TE9500; 1968; V8-637
 GMC; TG5500; 1975-1972; GMC D478 Dsl
 GMC; TG5500; 1969-1967; GMC D478 Dsl
 GMC; TG5500; 1975-1972; GMC DH478 Dsl
 GMC; TG5500; 1969-1967; GMC DH478 Dsl
 GMC; TG6000; 1975-1972; GMC D478 Dsl
 GMC; TG6000; 1969-1967; GMC D478 Dsl
 GMC; TG6000; 1975-1972; GMC DH478 Dsl
 GMC; TG6000; 1969-1967; GMC DH478 Dsl
 GMC; TG6500; 1974-1972; GMC D478 Dsl
 GMC; TG6500; 1974-1972; GMC DH478 Dsl
 GMC; TM5500; 1974-1970; V-6 305
 GMC; TM5500; 1974-1970; V-6 351
 GMC; TM5500; 1974-1970; V-6 379
 GMC; TM6000; 1974-1970; V-6 305
 GMC; TM6000; 1974-1970; V-6 351
 GMC; TM6000; 1974-1970; V-6 379
 GMC; TM6500; 1974-1970; V-6 305
 GMC; TM6500; 1974-1970; V-6 351
 GMC; TM6500; 1974-1970; V-6 379
 GMC; TM7500; 1968-1966; V-6 305
 GMC; TM7500; 1968-1966; V-6 351
 GMC; TM7500; 1968-1966; V-6 379
 GMC; TM7500; 1968-1966; V-6 401
 GMC; TM7500; 1968-1966; V-6 432
 GMC; TM7500; 1968-1966; V-6 478
 GMC; TM8500; 1968-1966; V-6 401
 GMC; TM8500; 1968-1966; V-6 432
 GMC; TM8500; 1968-1966; V-6 478
 GMC; TS5500; 1972-1963; L6-292
 GMC; TV7500; 1977-1966; DetrDsl 6V-53
 GMC; WE9500; 1972; V8-637
 GMC; WM7500; 1968-1966; V-6 401
 GMC; WM7500; 1968-1966; V-6 432
 GMC; WM7500; 1968-1966; V-6 478
 GMC; WM8500; 1968-1966; V-6 401
 GMC; WM8500; 1968-1966; V-6 432
 GMC; WM8500; 1968-1970; V-6 478
 GMC; WV7500; 1967-1966; DetrDsl 6V-53
 Chev; B7; 1973-1969; GM V8-350
 Chev; B7; 1973-1969; GM V8-366
 Chev; B7; 1973-1969; GM V8-427
 Chev; B7; 1973-1969; GM V8-454
 Chev; B60 B6P; 1973-1969; GM V8-350
 Chev; B60 B6P; 1973-1969; GM V8-366
 Chev; B60 B6P; 1973-1969; GM V8-427
 Chev; B60 B6P; 1973-1969; GM V8-454
 Chev; S40; 1977-1973; GM L6-230
 Chev; S40; 1977-1973; GM L6-250
 Chev; S40; 1978-1975; GM L6-292
 Chev; S40; 1978-1975; GM V8-350
 Chev; S50; 1978-1975; GM L6-292
 Chev; S50; 1978-1975; GM V8-350
 Chev; S50; 1978-1975; GM V8-366
 Chev; S60 B6P; 1978-1973; GM L6-292
 Chev; S60 B6P; 1978-1973; GM V-6 305
 Chev; S60 B6P; 1978-1973; GM V-6 351
 Chev; S60 B6P; 1978-1973; GM V-6 379
 Chev; S60 B6P; 1978-1969; GM V8-350
 Chev; S60 B6P; 1978-1969; GM V8-366
 Chev; S65; 1978-1973; GM V-6 305
 Chev; S65; 1978-1973; GM V-6 351
 Chev; S65; 1978-1973; GM V-6 379
 Chev; S65; 1978-1973; GM V-6 401
 Chev; S65; 1978-1973; GM V-6 432

**SYSTEM
PUMP &
GEAR
IDENT.**

**SYSTEM &
COM-
PONENT
IDENT.**

**PASS.
CARS**

**LIGHT
TRUCKS**

**MEDIUM/
HEAVY
TRUCKS**

BUSES

**HOSE
NUMER-
ICAL**

**REPAIR
KITS**

**KIT
NUMER-
ICAL**

**ILLUST-
RATIONS**

Numerical Listing - Power Steering Hose Assemblies and End Fittings

SYSTEM PUMP & GEAR IDENT.

71224 - Continued
 Chev; S65; 1978-1973; GM V-6 478
 Chev; S65; 1978-1975; GM V8-366
 GMC; B6000 B6P; 1979; V8-350
 GMC; B6000 B6P; 1982-1979; V8-5.7
 GMC; B6000 B6P; 1982-1979; V8-6.0
 GMC; B6000 B6P; 1982-1979; V8-7.0
 GMC; S5000; 1974-1973; L6-230
 GMC; SE6000; 1978-1975; V8-307
 GMC; SE6000; 1978-1975; V8-350
 GMC; SE6000; 1978-1975; V8-366
 GMC; SE6000; 1978-1975; V8-427
 GMC; SE6000; 1978-1970; V8-454
 GMC; SG5500; 1974-1970; GMC DH478 Dsl
 GMC; SG6000; 1975-1970; GMC D478 Dsl
 GMC; SG6000; 1975-1970; GMC DH478 Dsl
 GMC; SM5500; 1975-1973; V-6 305
 GMC; SM5500; 1975-1973; V-6 351
 GMC; SM5500; 1975-1973; V-6 379
 GMC; SM6500; 1975-1973; V-6 305
 GMC; SM6500; 1975-1973; V-6 351
 GMC; SM6500; 1975-1973; V-6 379
 GMC; SS4500; 1977-1973; L6-230
 GMC; SS4500; 1977-1973; L6-250
 GMC; SS6000; 1978-1994; L6-292

SYSTEM & COMPONENT IDENT.

71225
 Buick; Regal; 1985; V8-5.7 Dsl
 Chev; El Camino; 1984-1983; V8-5.7 Dsl
 Chev; Malibu; 1983; V8-5.7 Dsl
 GMC; Caballero; 1984-1983; V8-5.7 Dsl
 Olds; Cutlass; 1985-1983; V8-5.7 Dsl
 Pont; Bonneville; 1984-1982; V8-5.7 Dsl
 Pont; Grand Prix; 1984-1982; V8-5.7 Dsl
 Pont; Parisienne; 1985-1982; V8-5.7 Dsl

PASS. CARS

71226
 Buick; Regal; 1985; V8-5.7 Dsl
 Chev; El Camino; 1984-1983; V8-5.7 Dsl
 Chev; Malibu; 1983; V8-5.7 Dsl
 GMC; Caballero; 1984-1983; V8-5.7 Dsl
 Olds; Cutlass; 1985-1983; V8-5.7 Dsl
 Pont; Bonneville; 1984-1982; V8-5.7 Dsl
 Pont; Grand Prix; 1984-1982; V8-5.7 Dsl
 Pont; Parisienne; 1985-1982; V8-5.7 Dsl

LIGHT TRUCKS

71227
 Buick; Regal; 1985; V8-5.7 Dsl
 Chev; El Camino; 1984-1983; V8-5.7 Dsl
 Chev; Malibu; 1983; V8-5.7 Dsl
 GMC; Caballero; 1984-1983; V8-5.7 Dsl
 Olds; Cutlass; 1985-1983; V8-5.7 Dsl
 Pont; Bonneville; 1984-1982; V8-5.7 Dsl
 Pont; Grand Prix; 1984-1982; V8-5.7 Dsl
 Pont; Parisienne; 1985-1982; V8-5.7 Dsl

MEDIUM/HEAVY TRUCKS

71228
 Buick; Regal; 1985; V8-5.7 Dsl
 Chev; El Camino; 1984-1983; V8-5.7 Dsl
 Chev; Malibu; 1983; V8-5.7 Dsl
 GMC; Caballero; 1984-1983; V8-5.7 Dsl
 Olds; Cutlass; 1985-1983; V8-5.7 Dsl
 Pont; Bonneville; 1984-1982; V8-5.7 Dsl
 Pont; Grand Prix; 1984-1982; V8-5.7 Dsl
 Pont; Parisienne; 1985-1982; V8-5.7 Dsl

BUSES

71229
 Chev; G Van; 1983; L6-4.1
 GMC; G Van; 1983; L6-4.1

HOSE NUMERICAL

71230
 Chev; G Van; 1986-1983; V8-5.0
 Chev; G Van; 1986-1983; V8-5.7
 GMC; G Van; 1986-1983; V8-5.0
 GMC; G Van; 1986-1983; V8-5.7

REPAIR KITS

71231
 Chev; G Van; 1989-1983; V8-5.7
 Chev; G Van; 1989-1983; V8-6.2 Dsl
 Chev; G Van; 1989-1988; V8-7.4
 GMC; G Van; 1989-1983; V8-5.7
 GMC; G Van; 1989-1983; V8-6.2 Dsl
 GMC; G Van; 1989-1988; V8-7.4

KIT NUMERICAL

71232
 Chev; G Van; 1984-1983; V8-6.2 Dsl
 GMC; G Van; 1984-1983; V8-6.2 Dsl

ILLUSTRATIONS

71233
 Dodge; D & W Pickup; 1987-1989; L6-3.7
 Dodge; D & W Pickup; 1989-1988; V6-3.9
 Dodge; D & W Pickup; 1990-1982; V8-5.2
 Dodge; D & W Pickup; 1989-1982; V8-5.9
 Dodge; Ramcharger; 1990-1982; V8-5.2
 Dodge; Ramcharger; 1984; V8-5.9

71235
 Ford; Granada; 1982; V6-3.8
 Ford; Ltd; 1986-1983; V6-3.8
 Ford; Mustang; 1986-1983; V6-3.8
 Ford; Thunderbird; 1987-1983; V6-3.8
 Merc; Capri; 1986-1983; V6-3.8
 Merc; Cougar; 1987-1982; V6-3.8
 Merc; Marquis; 1986-1983; V6-3.8

71236
 Acura; Integra; 1989-1986; L4-1.6
 Acura; Integra; 1993-1992; L4-1.7
 Acura; Integra; 1995-1990; L4-1.8
 Acura; Legend; 1987-1986; V6-2.5
 Acura; Legend; 1990-1987; V6-2.7
 Acura; Legend; 1995-1991; V6-3.2
 Acura; TL; 1995; L5-2.5
 AmerMtrs; Ambassador; 1967-1966; L6-232
 AmerMtrs; Ambassador; 1966; V8-287
 AmerMtrs; Ambassador; 1969-1967; V8-290
 AmerMtrs; Ambassador; 1974-1970; V8-304
 AmerMtrs; Ambassador; 1966; V8-327
 AmerMtrs; Ambassador; 1969-1967; V8-343
 AmerMtrs; Ambassador; 1974-1970; V8-360
 AmerMtrs; Ambassador; 1970-1968; V8-390
 AmerMtrs; Ambassador; 1974-1971; V8-401
 AmerMtrs; American; 1967-1966; L6-199
 AmerMtrs; American; 1968-1967; V8-290
 AmerMtrs; AMX; 1980-1978; L6-4.2
 AmerMtrs; AMX; 1969-1978; V8-290
 AmerMtrs; AMX; 1974-1972; V8-304
 AmerMtrs; AMX; 1969-1968; V8-343
 AmerMtrs; AMX; 1974-1970; V8-360
 AmerMtrs; AMX; 1970-1968; V8-390
 AmerMtrs; AMX; 1974-1971; V8-401
 AmerMtrs; Concord; 1979-1978; L4-121
 AmerMtrs; Concord; 1982-1978; L4-2.5
 AmerMtrs; Concord; 1983-1978; L6-4.2
 AmerMtrs; Eagle; 1984-1981; L4-2.5
 AmerMtrs; Eagle; 1988-1980; L6-4.2
 AmerMtrs; Gremlin; 1978-1975; L4-121
 AmerMtrs; Gremlin; 1978-1972; L6-258
 AmerMtrs; Hornet; 1977-1975; L6-232
 AmerMtrs; Hornet; 1977-1975; L6-258
 AmerMtrs; Hornet; 1977-1970; V8-304
 AmerMtrs; Hornet; 1974-1971; V8-360
 AmerMtrs; Javelin; 1969-1968; V8-290
 AmerMtrs; Javelin; 1974-1968; V8-304
 AmerMtrs; Javelin; 1974-1970; V8-360
 AmerMtrs; Javelin; 1970-1968; V8-390
 AmerMtrs; Javelin; 1974-1971; V8-401
 AmerMtrs; Marlin; 1967-1975; L6-232
 AmerMtrs; Matador; 1977-1971; V8-304
 AmerMtrs; Matador; 1978-1971; V8-360
 AmerMtrs; Matador; 1976-1971; V8-401
 AmerMtrs; Pacer; 1978-1975; L6-232
 AmerMtrs; Pacer; 1980-1975; L6-4.2
 AmerMtrs; Pacer; 1979-1978; V8-304
 AmerMtrs; Rambler; 1969; V8-290
 AmerMtrs; Rambler; 1969; V8-390
 AmerMtrs; Rambler Classic; 1966; L6-199
 AmerMtrs; Rambler Classic; 1966; L6-232
 AmerMtrs; Rambler Classic; 1966; V8-287
 AmerMtrs; Rambler Classic; 1966; V8-290
 AmerMtrs; Rambler Classic; 1966-1967; V8-327
 AmerMtrs; Rebel; 1969-1967; V8-290
 AmerMtrs; Rebel; 1970-1967; V8-304
 AmerMtrs; Rebel; 1970; V8-360
 AmerMtrs; Rebel; 1970-1969; V8-390
 AmerMtrs; Spirit; 1979; L4-121
 AmerMtrs; Spirit; 1982-1979; L4-2.5
 AmerMtrs; Spirit; 1983-1979; L6-4.2
 AmerMtrs; Spirit; 1979; V8-304
 Asuna; Sunfire; 1993; L4-1.8 (Canada)
 Audi; 100; 1992; V6-2.8
 Buick; Apollo; 1975-1973; L6-250
 Buick; Apollo; 1975; V8-260
 Buick; Apollo; 1975-1973; V8-350
 Buick; Centurion; 1973-1971; V8-350
 Buick; Century; 1979-1975; V6-196
 Buick; Century; 1979; V8-301
 Buick; Century; 1979-1977; V8-305

71236 - Continued
 Buick; Century; 1979-1973; V8-350
 Buick; Century; 1977; V8-403
 Buick; Century; 1974-1973; V8-455
 Buick; Electra; 1979-1960; V8-350
 Buick; Electra; 1979-1977; V8-403
 Buick; Electra; 1969-1967; V8-430
 Buick; Electra; 1976-1970; V8-455
 Buick; Invicta; 1963-1960; V8-401
 Buick; Lesabre; 1970; L6-250
 Buick; Lesabre; 1979-1964; V6-231
 Buick; Lesabre; 1979-1966; V8-301
 Buick; Lesabre; 1979-1968; V8-350
 Buick; Lesabre; 1961-1960; V8-364
 Buick; Lesabre; 1975-1962; V8-400
 Buick; Lesabre; 1978-1970; V8-403
 Buick; Regal; 1979-1975; V6-196
 Buick; Regal; 1979; V8-301
 Buick; Regal; 1979-1977; V8-305
 Buick; Regal; 1977-1973; V8-350
 Buick; Riviera; 1979; V6-231
 Buick; Riviera; 1979-1977; V8-350
 Buick; Riviera; 1965-1963; V8-401
 Buick; Riviera; 1978-1963; V8-403
 Buick; Riviera; 1969-1967; V8-430
 Buick; Riviera; 1976-1970; V8-455
 Buick; Skyhawk; 1979-1975; V6-231
 Buick; Skylark; 1971-1964; L6-250
 Buick; Skylark; 1979-1975; V6-231
 Buick; Skylark; 1963-1961; V8-215
 Buick; Skylark; 1976-1975; V8-260
 Buick; Skylark; 1967-1964; V8-300
 Buick; Skylark; 1977; V8-301
 Buick; Skylark; 1979-1977; V8-305
 Buick; Skylark; 1967-1966; V8-340
 Buick; Skylark; 1979-1975; V8-350
 Buick; Skylark; 1972-1968; V8-350
 Buick; Skylark; 1972-1968; V8-455
 Buick; Special; 1963-1962; V6-198
 Buick; Special; 1967-1961; V6-225
 Buick; Special; 1967-1964; V8-300
 Buick; Special; 1969-1968; V8-350
 Buick; Wildcat; 1966-1964; V8-401
 Buick; Wildcat; 1969-1967; V8-430
 Buick; Wildcat; 1970; V8-455
 Cad; Calais; 1967-1965; V8-429
 Cad; Calais; 1974-1971; V8-472
 Cad; Calais; 1976-1975; V8-500
 Cad; Deville; 1979; V8-350 Dsl
 Cad; Deville; 1979-1977; V8-425
 Cad; Deville; 1967-1965; V8-429
 Cad; Deville; 1974-1971; V8-472
 Cad; Deville; 1976-1975; V8-500
 Cad; Eldorado; 1979; V8-350
 Cad; Eldorado; 1979; V8-350 Dsl
 Cad; Eldorado; 1969-1968; V8-472
 Cad; Eldorado; 1975-1970; V8-500
 Cad; Fleetwood; 1979; V8-350 Dsl
 Cad; Fleetwood; 1979-1977; V8-425
 Cad; Fleetwood; 1974-1971; V8-472
 Cad; Fleetwood; 1976-1975; V8-500
 Cad; Fleetwood 75; 1963; V8-390
 Cad; Fleetwood 75; 1967-1963; V8-429
 Cad; Fleetwood Sixty Special; 1967-1964; V8-429
 Cad; Seville; 1979-1976; V8-350
 Cad; Seville; 1979-1978; V8-350 Dsl
 Checker; Deluxe; 1969; L6-250
 Checker; Deluxe; 1969; V8-327
 Checker; Deluxe; 1969-1965; V8-350
 Checker; Marathon; 1979-1969; L6-250
 Checker; Marathon; 1967-1965; V8-283
 Checker; Marathon; 1979-1977; V8-305
 Checker; Marathon; 1968-1966; V8-307
 Checker; Marathon; 1979-1969; V8-350
 Chev; Beaumont; 1966-1965; L6-194 (Canada)
 Chev; Beaumont; 1968; L6-230 (Canada)
 Chev; Beaumont; 1966-1965; L6-230 (Canada)
 Chev; Beaumont; 1969-1965; L6-250 (Canada)
 Chev; Beaumont; 1969-1965; V8-307 (Canada)
 Chev; Beaumont; 1969-1966; V8-350 (Canada)
 Chev; Beaumont; 1966-1965; V8-427 (Canada)
 Chev; BelAir; 1973-1965; L6-250
 Chev; BelAir; 1979-1977; L6-250 (Canada)

Numerical Listing - Power Steering Hose Assemblies and End Fittings

71236 - Continued

Chev; BelAir; 1967-1965; V8-283
 Chev; BelAir; 1979-1977; V8-305 (Canada)
 Chev; BelAir; 1968-1965; V8-307
 Chev; BelAir; 1975-1969; V8-350
 Chev; BelAir; 1979-1976; V8-350 (Canada)
 Chev; BelAir; 1969-1965; V8-396
 Chev; BelAir; 1975-1970; V8-400
 Chev; BelAir; 1976; V8-400 (Canada)
 Chev; BelAir; 1972-1971; V8-402
 Chev; BelAir; 1969-1966; V8-427
 Chev; BelAir; 1975-1970; V8-454
 Chev; BelAir; 1976-1965; V8-454 (Canada)
 Chev; Biscayne; 1972-1965; L6-250
 Chev; Biscayne; 1973; L6-250 (Canada)
 Chev; Biscayne; 1967-1965; V8-283
 Chev; Biscayne; 1968-1965; V8-307
 Chev; Biscayne; 1972-1969; V8-350
 Chev; Biscayne; 1975-1973; V8-350 (Canada)
 Chev; Biscayne; 1969-1965; V8-396
 Chev; Biscayne; 1972-1970; V8-400
 Chev; Biscayne; 1975-1971; V8-400 (Canada)
 Chev; Biscayne; 1969-1966; V8-427
 Chev; Biscayne; 1972-1970; V8-454
 Chev; Biscayne; 1975-1973; V8-454 (Canada)
 Chev; Blazer; 1979-1969; L6-250
 Chev; Blazer; 1979-1977; V8-305
 Chev; Blazer; 1973-1969; V8-307
 Chev; Blazer; 1979-1969; V8-350
 Chev; Blazer; 1979-1975; V8-400
 Chev; C&K Pickup; 1979-1969; L6-292
 Chev; C&K Pickup; 1979-1977; V8-305
 Chev; C&K Pickup; 1973-1969; V8-307
 Chev; C&K Pickup; 1979-1969; V8-350
 Chev; C&K Pickup; 1979-1978; V8-350 Dsl
 Chev; C&K Pickup; 1970-1969; V8-396
 Chev; C&K Pickup; 1979-1975; V8-400
 Chev; C&K Pickup; 1970; V8-400
 Chev; C&K Pickup; 1972-1971; V8-402
 Chev; C&K Pickup; 1979-1973; V8-454
 Chev; Camaro; 1979-1967; L6-250
 Chev; Camaro; 1969-1967; V8-302
 Chev; Camaro; 1979-1976; V8-305
 Chev; Camaro; 1973-1969; V8-307
 Chev; Camaro; 1969-1967; V8-327
 Chev; Camaro; 1979-1967; V8-350
 Chev; Camaro; 1969-1967; V8-396
 Chev; Camaro; 1971-1969; V8-400
 Chev; Camaro; 1967; V8-427
 Chev; Caprice; 1979-1977; L6-250
 Chev; Caprice; 1967-1966; V8-283
 Chev; Caprice; 1979-1977; V8-305
 Chev; Caprice; 1968-1966; V8-307
 Chev; Caprice; 1979-1969; V8-350
 Chev; Caprice; 1969-1966; V8-396
 Chev; Caprice; 1976-1970; V8-400
 Chev; Caprice; 1972-1971; V8-402
 Chev; Caprice; 1969-1966; V8-427
 Chev; Caprice; 1976-1970; V8-454
 Chev; Chevelle; 1966-1964; L6-194
 Chev; Chevelle; 1969-1964; L6-230
 Chev; Chevelle; 1973-1967; L6-250
 Chev; Chevelle; 1967-1964; V8-283
 Chev; Chevelle; 1976; V8-305
 Chev; Chevelle; 1973-1968; V8-307
 Chev; Chevelle; 1968-1964; V8-327
 Chev; Chevelle; 1976-1969; V8-350
 Chev; Chevelle; 1969-1974; V8-396
 Chev; Chevelle; 1971-1970; V8-400
 Chev; Chevelle; 1974-1970; V8-454
 Chev; Chevy II; 1968-1965; L4-153
 Chev; Chevy II; 1967-1965; L6-194
 Chev; Chevy II; 1968-1965; L6-230
 Chev; Chevy II; 1968-1967; L6-250
 Chev; Chevy II; 1967-1965; V8-283
 Chev; Chevy II; 1968; V8-307
 Chev; Chevy II; 1968-1965; V8-327
 Chev; Chevy II; 1968; V8-350
 Chev; Chevy II; 1968; V8-396
 Chev; Corvette; 1968-1963; V8-327
 Chev; Corvette; 1979-1969; V8-350
 Chev; Corvette; 1965; V8-396
 Chev; Corvette; 1969-1966; V8-427

71236 - Continued

Chev; Corvette; 1974-1970; V8-454
 Chev; El Camino; 1969-1964; L6-230
 Chev; El Camino; 1977-1975; L6-250
 Chev; El Camino; 1973-1967; L6-250
 Chev; El Camino; 1979; V6-200
 Chev; El Camino; 1967-1964; V8-283
 Chev; El Camino; 1979-1976; V8-305
 Chev; El Camino; 1973-1968; V8-307
 Chev; El Camino; 1968-1964; V8-327
 Chev; El Camino; 1979-1967; V8-350
 Chev; El Camino; 1976-1974; V8-400
 Chev; El Camino; 1972-1970; V8-402
 Chev; El Camino; 1975-1970; V8-454
 Chev; G Van; 1979-1971; L6-250
 Chev; G Van; 1978-1974; L6-292
 Chev; G Van; 1979-1977; V8-305
 Chev; G Van; 1973-1971; V8-307
 Chev; G Van; 1979-1971; V8-350
 Chev; G Van; 1979-1975; V8-400
 Chev; Impala; 1965; L6-230
 Chev; Impala; 1979-1977; L6-250
 Chev; Impala; 1973-1965; L6-250
 Chev; Impala; 1967-1965; V8-283
 Chev; Impala; 1979-1977; V8-305
 Chev; Impala; 1968-1965; V8-307
 Chev; Impala; 1979-1969; V8-350
 Chev; Impala; 1969-1970; V8-396
 Chev; Impala; 1972-1971; V8-402
 Chev; Impala; 1969-1966; V8-427
 Chev; Impala; 1976-1970; V8-454
 Chev; Malibu; 1977-1973; L6-250
 Chev; Malibu; 1979; V6-200
 Chev; Malibu; 1979-1976; V8-305
 Chev; Malibu; 1973; V8-307
 Chev; Malibu; 1979-1973; V8-350
 Chev; Malibu; 1979-1975; V8-400
 Chev; Monte Carlo; 1979; V6-200
 Chev; Monte Carlo; 1979-1970; V8-305
 Chev; Monte Carlo; 1976-1970; V8-400
 Chev; Monte Carlo; 1972-1970; V8-402
 Chev; Monte Carlo; 1975-1970; V8-454
 Chev; Monza; 1977-1975; L4-140
 Chev; Monza; 1979-1978; L4-151
 Chev; Monza; 1976-1975; V8-262
 Chev; Monza; 1979-1975; V8-305
 Chev; Nova; 1970-1969; L6-230
 Chev; Nova; 1979-1969; L6-250
 Chev; Nova; 1975; V8-262
 Chev; Nova; 1979-1976; V8-305
 Chev; Nova; 1973-1969; V8-307
 Chev; Nova; 1979-1970; V8-350
 Chev; P Van; 1974-1973; L6-250
 Chev; P Van; 1979-1973; L6-292
 Chev; P Van; 1973-1970; V8-307
 Chev; P Van; 1979-1970; V8-350
 Chev; P Van; 1972-1971; V8-402
 Chev; P Van; 1979-1973; V8-454
 Chev; S Pickup; 1994; L4-2.2
 Chev; Suburban; 1980-1969; L6-4.1
 Chev; Suburban; 1979-1977; L6-292
 Chev; Suburban; 1973-1969; V8-307
 Chev; Suburban; 1979-1969; V8-350
 Chev; Suburban; 1978; V8-350 Dsl
 Chev; Suburban; 1970-1969; V8-396
 Chev; Suburban; 1979-1975; V8-400
 Chev; Suburban; 1970; V8-400
 Chev; Suburban; 1972-1971; V8-402
 Chev; Suburban; 1979-1973; V8-454
 Chev; Vega; 1976-1975; L4-122
 Chev; Vega; 1977-1971; L4-140
 Chry; Cirrus; 1995; L4-2.4
 Chry; Cirrus; 1995; V6-2.5
 Chry; Conquest; 1989-1987; L4-2.6
 Chry; Cordoba; 1983-1980; L6-3.7
 Chry; Cordoba; 1983-1975; V8-5.2
 Chry; Cordoba; 1980-1975; V8-5.9
 Chry; Cordoba; 1978-1975; V8-400
 Chry; Daytona; 1993-1992; L4-2.2 (Canada)
 Chry; Daytona; 1990-1984; L4-2.2 (Canada)
 Chry; Daytona; 1993-1987; L4-2.5 (Canada)
 Chry; Daytona; 1993-1990; V6-3.0 (Canada)
 Chry; Dynasty; 1992-1988; L4-2.5 (Canada)

71236 - Continued

Chry; Dynasty; 1990-1988; V6-3.0 (Canada)
 Chry; Dynasty; 1993-1990; V6-3.3 (Canada)
 Chry; E Class; 1984-1983; L4-2.2
 Chry; Executive; 1986-1983; L4-2.2 (Canada)
 Chry; Fifth Ave.; 1983; L6-3.7
 Chry; Fifth Ave.; 1989-1983; V8-5.2
 Chry; Imperial; 1991-1990; V6-3.3
 Chry; Imperial; 1993-1991; V6-3.8
 Chry; Imperial; 1983-1981; V8-5.2
 Chry; Imperial; 1975-1967; V8-440
 Chry; Laser; 1986-1984; L4-2.2
 Chry; Laser; 1986; L4-2.5
 Chry; Lebaron; 1990-1982; L4-2.2
 Chry; Lebaron; 1994-1978; L4-2.5
 Chry; Lebaron; 1994-1993; V6-3.0
 Chry; Lebaron; 1981-1977; V8-5.2
 Chry; Lebaron; 1979-1983; V8-360
 Chry; New Yorker; 1987-1982; L4-2.5
 Chry; New Yorker; 1989-1988; V6-3.0
 Chry; New Yorker; 1993-1990; V6-3.3
 Chry; New Yorker; 1993-1991; V6-3.8
 Chry; New Yorker; 1982-1977; V8-5.2
 Chry; New Yorker; 1967-1975; V8-383
 Chry; New Yorker; 1978-1967; V8-440
 Chry; Newport; 1981-1979; L6-3.7
 Chry; Newport; 1981-1974; V8-5.2
 Chry; Newport; 1972-1971; V8-360
 Chry; Newport; 1971-1972; V8-383
 Chry; Newport; 1978-1967; V8-440
 Chry; Sebring; 1995; L4-2.0
 Chry; Sebring; 1995; V6-2.5
 Chry; TC Maserati; 1990-1982; L4-2.2
 Chry; Town & Country; 1988-1978; L4-2.5
 Chry; Town & Country; 1981-1978; V8-5.2
 Chry; Town & Country; 1971; V8-383
 Chry; Town & Country; 1977-1975; V8-400
 Chry; Town & Country; 1972; V8-400
 Chry; Town & Country; 1977-1971; V8-440
 Chry; Town & Country Van; 1990; V6-3.0
 Chry; Town & Country Van; 1993-1990; V6-3.3
 Chry; Town & Country Van; 1995-1994; V6-3.8
 Chry; 300; 1971-1967; V8-440
 Daihatsu; Charade; 1992-1989; L3-1.0
 Daihatsu; Charade; 1992-1989; L4-1.3
 Daihatsu; Rocky; 1992-1990; L4-1.6
 Dodge; Aries; 1987-1981; L4-2.2
 Dodge; Aries; 1987-1981; L4-2.5
 Dodge; Aries America; 1989-1988; L4-2.2
 Dodge; Aspen; 1980-1976; L6-3.7
 Dodge; Aspen; 1980-1976; V8-5.2
 Dodge; Aspen; 1979-1976; V8-360
 Dodge; Avenger; 1995; L4-2.0
 Dodge; Avenger; 1995; V6-2.5
 Dodge; B Van; 1987-1973; L6-3.7
 Dodge; B Van; 1989-1973; V6-3.9
 Dodge; B Van; 1989-1973; V8-5.9
 Dodge; B Van; 1978-1976; V8-400
 Dodge; B Van; 1978-1975; V8-440
 Dodge; Caravan; 1995-1978; V6-3.3
 Dodge; CB Van; 1979-1973; L6-225
 Dodge; CB Van; 1980-1973; V8-5.2
 Dodge; CB Van; 1980-1973; V8-5.9
 Dodge; CB Van; 1977-1987; V8-400
 Dodge; Challenger; 1971-1970; L6-198
 Dodge; Challenger; 1972-1970; L6-225
 Dodge; Challenger; 1974-1970; V8-318
 Dodge; Challenger; 1973-1970; V8-340
 Dodge; Challenger; 1974; V8-360
 Dodge; Challenger; 1971-1970; V8-383
 Dodge; Challenger; 1970; V8-426
 Dodge; Charger; 1986-1983; L4-1.6
 Dodge; Charger; 1983; L4-1.7
 Dodge; Charger; 1987-1983; L4-2.2
 Dodge; Charger; 1976; L6-225
 Dodge; Charger; 1974-1968; L6-225
 Dodge; Charger; 1966; V8-273
 Dodge; Charger; 1978-1966; V8-318
 Dodge; Charger; 1973-1972; V8-340
 Dodge; Charger; 1978-1974; V8-360
 Dodge; Charger; 1966; V8-361
 Dodge; Charger; 1971-1966; V8-383
 Dodge; Charger; 1978-1966; V8-400

**SYSTEM
PUMP &
GEAR
IDENT.**

**SYSTEM &
COM-
PONENT
IDENT.**

**PASS.
CARS**

**LIGHT
TRUCKS**

**MEDIUM/
HEAVY
TRUCKS**

BUSES

**HOSE
NUMER-
ICAL**

**REPAIR
KITS**

**KIT
NUMER-
ICAL**

**ILLUST-
RATIONS**

Numerical Listing - Power Steering Hose Assemblies and End Fittings

	71236 - Continued	71236 - Continued	71236 - Continued
SYSTEM PUMP & GEAR IDENT.	Dodge; Charger; 1974-1967; V8-440 Dodge; Colt; 1994-1985; L4-1.5 Dodge; Colt; 1995; L4-1.5 (Canada) Dodge; Colt; 1990-1985; L4-1.6 Dodge; Colt; 1979-1978; L4-98 Dodge; Colt; 1994-1993; L4-1.8 Dodge; Colt; 1990-1989; L4-1.8 Dodge; Colt; 1991-1985; L4-2.0 Dodge; Colt; 1994-1993; L4-2.4 (Canada) Dodge; Colt; 1979-1978; L4-156 Dodge; Conquest; 1986-1984; L4-2.6 Dodge; Coronet; 1976-1965; L6-225 Dodge; Coronet; 1968-1965; V8-273 Dodge; Coronet; 1973-1972; V8-340 Dodge; Coronet; 1976-1974; V8-360 Dodge; Coronet; 1966-1965; V8-361 Dodge; Coronet; 1971-1973; V8-383 Dodge; Coronet; 1970-1967; V8-440 Dodge; D & W Pickup; 1987-1982; L6-3.7 Dodge; D & W Pickup; 1980-1972; L6-3.7 Dodge; D & W Pickup; 1979-1978; L6-243 Dsl Dodge; D & W Pickup; 1987-1972; V8-5.2 Dodge; D & W Pickup; 1987-1972; V8-5.9 Dodge; D & W Pickup; 1978-1972; V8-400 Dodge; D & W Pickup; 1978-1973; V8-440 Dodge; Dart; 1969-1967; L6-170 Dodge; Dart; 1974-1970; L6-198 Dodge; Dart; 1976-1967; L6-225 Dodge; Dart; 1969-1967; V8-273 Dodge; Dart; 1976-1968; V8-318 Dodge; Dart; 1973-1968; V8-340 Dodge; Dart; 1976-1974; V8-360 Dodge; Dart; 1969-1968; V8-383 Dodge; Daytona; 1993-1992; L4-2.2 Dodge; Daytona; 1990-1984; L4-2.2 Dodge; Daytona; 1993-1986; L4-2.5 Dodge; Daytona; 1993-1990; V6-3.0 Dodge; Diplomat; 1983-1977; L6-3.7 Dodge; Diplomat; 1979-1978; V8-360 Dodge; Dynasty; 1993-1988; L4-2.5 Dodge; Dynasty; 1993-1988; V6-3.0 Dodge; Dynasty; 1993-1987; V6-3.3 Dodge; Grand Caravan; 1987; L4-2.2 Dodge; Grand Caravan; 1989-1987; L4-2.5 Dodge; Grand Caravan; 1995-1992; V6-3.0 Dodge; Grand Caravan; 1989-1987; V6-3.0 Dodge; Grand Caravan; 1995-1990; V6-3.3 Dodge; Grand Caravan; 1995-1973; V6-3.8 Dodge; Lancer; 1989-1985; L4-2.2 Dodge; Lancer; 1989-1986; L4-2.5 Dodge; M Motor Home; 1976-1975; V8-318 Dodge; M Motor Home; 1973-1975; V8-318 Dodge; M Motor Home; 1973; V8-360 Dodge; M Motor Home; 1973-1969; V8-413 Dodge; M Motor Home; 1979-1975; V8-440 Dodge; M Motor Home; 1973; V8-440 Dodge; Magnum; 1979-1978; V8-318 Dodge; Magnum; 1978; V8-400 Dodge; MB Van; 1980-1979; V8-5.9 Dodge; MB Van; 1975-1974; V8-360 Dodge; MB Van; 1978-1976; V8-400 Dodge; MB Van; 1979-1974; V8-440 Dodge; Mini Ram Van; 1987-1984; L4-2.2 Dodge; Mini Ram Van; 1988-1987; L4-2.5 Dodge; Mini Ram Van; 1987-1984; L4-2.6 Dodge; Mini Ram Van; 1988-1987; V6-3.0 Dodge; Mirada; 1983-1980; L6-3.7 Dodge; Mirada; 1983-1980; V8-5.2 Dodge; Mirada; 1980; V8-5.9 Dodge; Monaco; 1978-1977; L6-225 Dodge; Monaco; 1990; V6-3.0 Dodge; Monaco; 1978-1975; V8-318 Dodge; Monaco; 1978-1972; V8-360 Dodge; Monaco; 1978; V8-440 Dodge; Monaco; 1976-1967; V8-440 Dodge; Omni; 1986-1983; L4-1.6 Dodge; Omni; 1983-1978; L4-1.7 Dodge; Omni; 1990-1981; L4-2.2 Dodge; Polara; 1971-1970; L6-225 Dodge; Polara; 1973-1967; V8-318 Dodge; Polara; 1973-1971; V8-360 Dodge; Polara; 1971-1967; V8-383	Dodge; Polara; 1973-1967; V8-400 Dodge; Raider; 1989-1987; L4-2.6 Dodge; Raider; 1989; V6-3.0 Dodge; Ram 50 Pickup; 1989-1987; L4-2.0 Dodge; Ram 50 Pickup; 1993-1987; L4-2.4 Dodge; Ramcharger; 1980-1974; L6-3.7 Dodge; Ramcharger; 1987-1974; V8-5.2 Dodge; Ramcharger; 1987-1984; V8-5.9 Dodge; Ramcharger; 1981-1974; V8-5.9 Dodge; Ramcharger; 1978-1976; V8-400 Dodge; Ramcharger; 1974; V8-400 Dodge; Ramcharger; 1978-1974; V8-440 Dodge; Rampage; 1984-1982; L4-2.2 Dodge; RM Motor Home; 1974-1973; V8-318 Dodge; Royal Monaco; 1977; V8-318 Dodge; Royal Monaco; 1977-1975; V8-360 Dodge; Royal Monaco; 1977-1975; V8-400 Dodge; Royal Monaco; 1977-1975; V8-440 Dodge; Shadow; 1994-1987; L4-2.2 Dodge; Shadow; 1994-1988; L4-2.5 Dodge; Shadow; 1994-1992; V6-3.0 Dodge; Spirit; 1992-1991; L4-2.2 Dodge; Spirit; 1995-1989; L4-2.5 Dodge; Spirit; 1995-1989; V6-3.0 Dodge; St. Regis; 1981-1979; L6-3.7 Dodge; St. Regis; 1981-1979; V8-5.2 Dodge; Stealth; 1995-1991; V6-3.0 Dodge; Stratus; 1995; L4-2.0 Dodge; Stratus; 1995; L4-2.4 Dodge; Stratus; 1995; V6-2.5 Dodge; 400; 1983-1982; L4-2.2 Dodge; 600; 1988-1983; L4-2.2 Dodge; 600; 1988-1983; L4-2.5 Eagle; Summit; 1995-1989; L4-1.5 Eagle; Summit; 1995-1992; L4-1.8 Eagle; Summit; 1995-1992; L4-2.4 Eagle; Talon; 1994-1993; L4-1.8 Eagle; Talon; 1995-1990; L4-2.0 Eagle; Vista; 1992-1989; L4-1.5 (Canada) Eagle; Vista; 1991-1989; L4-2.0 (Canada) Eagle; 2000 GTX; 1993-1991; L4-2.0 (Canada) Ford; Aerostar; 1987-1986; L4-2.3 Ford; Aerostar; 1986; V6-2.8 Ford; Aerostar; 1989-1986; V6-3.0 Ford; Aerostar; 1995-1990; V6-4.0 Ford; Aspire; 1995-1994; L4-1.3 Ford; Bronco; 1972; L6-170 Ford; Bronco; 1974-1973; L6-200 Ford; Bronco; 1983-1980; L6-4.9 Ford; Bronco; 1977-1980; V8-302 Ford; Bronco; 1983-1978; V8-5.8 Ford; Bronco Compact; 1985; L4-2.3 Dsl Ford; Bronco Compact; 1985-1984; V6-2.8 Ford; Bronco Compact; 1989-1986; V6-2.9 Ford; Bronco Full Size; 1989-1984; L6-4.9 Ford; Bronco Full Size; 1989-1984; V8-5.0 Ford; Bronco Full Size; 1989-1995; V8-5.8 Ford; Contour; 1995; V6-2.5 Ford; Country Sedan; 1972-1971; V8-302 Ford; Country Sedan; 1974-1971; V8-351 Ford; Country Sedan; 1971; V8-390 Ford; Country Sedan; 1974-1971; V8-400 Ford; Country Sedan; 1973-1971; V8-429 Ford; Country Sedan; 1974-1971; V8-460 Ford; Country Squire; 1991-1987; V8-5.0 Ford; Country Squire; 1974-1971; V8-351 Ford; Country Squire; 1971; V8-390 Ford; Country Squire; 1974-1971; V8-400 Ford; Country Squire; 1973-1971; V8-429 Ford; Country Squire; 1974-1973; V8-460 Ford; Crown Victoria; 1995-1992; V8-4.6 Ford; Custom; 1972-1965; L6-240 Ford; Custom; 1967-1964; V8-289 Ford; Custom; 1972-1968; V8-302 Ford; Custom; 1972-1969; V8-351 Ford; Custom; 1966-1964; V8-352 Ford; Custom; 1971-1964; V8-390 Ford; Custom; 1972-1971; V8-400 Ford; Custom; 1967; V8-427 Ford; Custom; 1972-1969; V8-429 Ford; Custom 500; 1972-1971; L6-240 Ford; Custom 500; 1979-1971; V8-302 (Canada)	Ford; Custom 500; 1979-1978; V8-351 (Canada) Ford; Custom 500; 1971; V8-390 Ford; Custom 500; 1977-1971; V8-400 Ford; Custom 500; 1978; V8-400 (Canada) Ford; Custom 500; 1973-1971; V8-429 Ford; Custom 500; 1976-1973; V8-460 Ford; Custom 500; 1978; V8-460 (Canada) Ford; E Van; 1994-1975; L6-4.9 Ford; E Van; 1979; V8-302 Ford; E Van; 1994-1980; V8-5.0 Ford; E Van; 1994-1975; V8-5.8 Ford; E Van; 1982-1980; V8-6.6 Ford; E Van; 1987-1983; V8-6.9 Dsl Ford; E Van; 1995-1994; V8-7.3 Dsl Ford; E Van; 1991-1988; V8-7.3 Dsl Ford; E Van; 1995-1975; V8-7.5 Ford; Elite; 1976-1975; V8-351 Ford; Escort; 1985-1981; L4-1.6 Ford; Escort; 1995-1991; L4-1.8 Ford; Escort; 1995-1985; L4-1.9 Ford; Escort; 1987-1995; L4-2.0 Dsl Ford; EXP; 1985-1982; L4-1.6 Ford; EXP; 1988-1986; L4-1.9 Ford; F Pickup; 1977; L6-240 Ford; F Pickup; 1975-1973; L6-240 Ford; F Pickup; 1992-1977; L6-4.9 Ford; F Pickup; 1975-1973; L6-300 Ford; F Pickup; 1983-1982; V6-3.8 Ford; F Pickup; 1982-1981; V8-4.2 Ford; F Pickup; 1979-1977; V8-302 Ford; F Pickup; 1972-1970; V8-302 Ford; F Pickup; 1992-1980; V8-5.0 Ford; F Pickup; 1992-1977; V8-5.8 Ford; F Pickup; 1967; V8-352 Ford; F Pickup; 1972-1968; V8-360 Ford; F Pickup; 1972-1968; V8-390 Ford; F Pickup; 1982-1977; V8-6.6 Ford; F Pickup; 1987-1983; V8-6.9 Dsl Ford; F Pickup; 1993-1988; V8-7.3 Dsl Ford; F Pickup; 1993-1983; V8-7.5 Ford; F Pickup; 1979-1973; V8-460 Ford; Fairlane; 1966; L6-170 Ford; Fairlane; 1964-1962; L6-170 Ford; Fairlane; 1969-1966; L6-200 Ford; Fairlane; 1964-1963; L6-200 Ford; Fairlane; 1970-1969; L6-250 Ford; Fairlane; 1963-1962; V8-221 Ford; Fairlane; 1964-1962; V8-260 Ford; Fairlane; 1968-1966; V8-289 Ford; Fairlane; 1964-1963; V8-289 Ford; Fairlane; 1969-1968; V8-302 Ford; Fairlane; 1964; V8-390 Ford; Fairlane; 1969; V8-428 Ford; Fairmont; 1983-1978; L4-2.3 Ford; Fairmont; 1983-1978; L6-3.3 Ford; Fairmont; 1982-1978; V8-4.2 Ford; Falcon; 1969-1965; L6-170 Ford; Falcon; 1969-1963; L6-200 Ford; Falcon; 1968-1965; V8-289 Ford; Falcon; 1968; V8-302 Ford; Falcon Ranchero; 1964-1963; V8-260 Ford; Festiva; 1993-1990; L4-1.3 Ford; Galaxie; 1970-1965; L6-240 Ford; Galaxie; 1963; V8-260 Ford; Galaxie; 1967-1963; V8-289 Ford; Galaxie; 1970-1968; V8-302 Ford; Galaxie; 1970-1969; V8-351 Ford; Galaxie; 1966-1963; V8-352 Ford; Galaxie; 1970-1963; V8-390 Ford; Galaxie; 1967; V8-427 Ford; Galaxie; 1969-1967; V8-428 Ford; Galaxie; 1970-1969; V8-429 Ford; Galaxie 500; 1972-1971; L6-240 Ford; Galaxie 500; 1974-1971; V8-351 Ford; Galaxie 500; 1971; V8-390 Ford; Galaxie 500; 1974-1971; V8-400 Ford; Galaxie 500; 1973-1971; V8-429 Ford; Galaxie 500; 1974-1972; V8-460 Ford; Gran Torino; 1974-1972; V8-302 Ford; Gran Torino; 1976-1972; V8-351 Ford; Gran Torino; 1976-1972; V8-400 Ford; Gran Torino; 1976-1973; V8-460
SYSTEM & COMPONENT IDENT.			
PASS. CARS			
LIGHT TRUCKS			
MEDIUM/HEAVY TRUCKS			
BUSES			
HOSE NUMERICAL			
REPAIR KITS			
KIT NUMERICAL			
ILLUSTRATIONS			

Numerical Listing - Power Steering Hose Assemblies and End Fittings

71236 - Continued

Ford; Granada; 1982-1981; L4-2.3
 Ford; Granada; 1977-1975; L6-200
 Ford; Granada; 1978-1975; L6-250
 Ford; Granada; 1982-1981; V6-3.8
 Ford; Granada; 1978-1975; V8-302
 Ford; Granada; 1977-1983; V8-351
 Ford; Ltd; 1983; L6-3.3
 Ford; Ltd; 1986-1981; V6-3.8
 Ford; Ltd; 1967; V8-289
 Ford; Ltd; 1979-1977; V8-302
 Ford; Ltd; 1972-1968; V8-302
 Ford; Ltd; 1986-1980; V8-5.0
 Ford; Ltd; 1986-1983; V8-5.8
 Ford; Ltd; 1981-1980; V8-5.8
 Ford; Ltd; 1982; V8-5.8 (Canada)
 Ford; Ltd; 1979-1976; V8-351
 Ford; Ltd; 1974-1969; V8-351
 Ford; Ltd; 1971-1976; V8-390
 Ford; Ltd; 1974-1971; V8-400
 Ford; Ltd; 1967; V8-427
 Ford; Ltd; 1969-1967; V8-428
 Ford; Ltd; 1973-1969; V8-429
 Ford; Ltd; 1978-1973; V8-460
 Ford; Ltd II; 1979-1977; V8-302
 Ford; Ltd II; 1979-1976; V8-351
 Ford; Ltd Crown Victoria; 1991-1987; V8-5.0
 Ford; Ltd Crown Victoria; 1991-1987; V8-5.8
 Ford; Mustang; 1993-1979; L4-2.3
 Ford; Mustang; 1964; L6-170
 Ford; Mustang; 1982-1979; L6-3.3
 Ford; Mustang; 1970-1965; L6-200
 Ford; Mustang; 1973-1969; L6-250
 Ford; Mustang; 1979; V6-171
 Ford; Mustang; 1995-1994; V6-3.8
 Ford; Mustang; 1986-1980; V6-3.8
 Ford; Mustang; 1964; V8-260
 Ford; Mustang; 1968-1964; V8-289
 Ford; Mustang; 1979; V8-302
 Ford; Mustang; 1973-1972; V8-302
 Ford; Mustang; 1968; V8-302
 Ford; Mustang; 1995-1982; V8-5.0
 Ford; Mustang; 1995; V8-5.8
 Ford; Mustang; 1973-1972; V8-351
 Ford; Mustang II; 1978-1975; L4-140
 Ford; Mustang II; 1978-1975; V6-171
 Ford; Mustang II; 1978-1975; V8-302
 Ford; Pinto; 1979-1975; L4-140
 Ford; Pinto; 1978-1975; V6-171
 Ford; Probe; 1995-1989; L4-2.0
 Ford; Probe; 1995-1990; V6-2.5
 Ford; Ranch Wagon; 1972-1971; V8-302
 Ford; Ranch Wagon; 1974-1971; V8-351
 Ford; Ranch Wagon; 1971; V8-390
 Ford; Ranch Wagon; 1974-1971; V8-400
 Ford; Ranch Wagon; 1973-1971; V8-429
 Ford; Ranch Wagon; 1974-1973; V8-460
 Ford; Rancho; 1968-1966; L6-200
 Ford; Rancho; 1974-1972; L6-250
 Ford; Rancho; 1969-1966; L6-250
 Ford; Rancho; 1979-1977; V8-302
 Ford; Rancho; 1974-1972; V8-302
 Ford; Rancho; 1969-1972; V8-302
 Ford; Rancho; 1969; V8-351
 Ford; Rancho; 1969-1968; V8-390
 Ford; Rancho; 1978-1972; V8-400
 Ford; Rancho; 1969-1968; V8-428
 Ford; Rancho; 1973-1972; V8-429
 Ford; Rancho; 1976-1974; V8-460
 Ford; Ranger; 1983; L4-2.0
 Ford; Ranger; 1983; L4-2.3
 Ford; Ranger; 1987-1985; L4-2.3 Dsl
 Ford; Ranger; 1985-1983; V6-2.8
 Ford; Ranger; 1989-1986; V6-2.9
 Ford; Super Duty Pickup; 1992-1988; V8-7.3 Dsl
 Ford; Super Duty Pickup; 1993-1988; V8-7.5
 Ford; Tempo; 1986-1984; L4-2.0 Dsl
 Ford; Tempo; 1991; L4-2.3
 Ford; Tempo; 1989-1984; L4-2.3
 Ford; Thunderbird; 1988-1981; L4-2.3
 Ford; Thunderbird; 1995-1982; V6-3.8
 Ford; Thunderbird; 1982-1981; V8-4.2
 Ford; Thunderbird; 1995-1994; V8-4.6

71236 - Continued

Ford; Thunderbird; 1957-1955; V8-292
 Ford; Thunderbird; 1979-1977; V8-302
 Ford; Thunderbird; 1993-1991; V8-5.0
 Ford; Thunderbird; 1988-1983; V8-5.0
 Ford; Thunderbird; 1981; V8-5.0
 Ford; Thunderbird; 1957-1956; V8-312
 Ford; Thunderbird; 1979-1977; V8-351
 Ford; Thunderbird; 1960-1958; V8-352
 Ford; Thunderbird; 1968-1961; V8-390
 Ford; Thunderbird; 1978-1977; V8-400
 Ford; Thunderbird; 1972; V8-400
 Ford; Thunderbird; 1965-1963; V8-427
 Ford; Thunderbird; 1967-1966; V8-428
 Ford; Thunderbird; 1973-1968; V8-429
 Ford; Thunderbird; 1960-1959; V8-430
 Ford; Thunderbird; 1976-1972; V8-460
 Ford; Torino; 1968; L6-200
 Ford; Torino; 1974-1968; L6-250
 Ford; Torino; 1974-1972; V8-302
 Ford; Torino; 1969-1968; V8-302
 Ford; Torino; 1976-1972; V8-351
 Ford; Torino; 1969; V8-351
 Ford; Torino; 1969-1968; V8-390
 Ford; Torino; 1976-1972; V8-400
 Ford; Torino; 1969-1968; V8-428
 Ford; Torino; 1973-1972; V8-429
 Ford; Torino; 1976-1973; V8-460
 Geo; Tracker; 1995-1989; L4-1.6
 GMC; C&K Pickup; 1979-1969; L6-292
 GMC; C&K Pickup; 1969; V6-305
 GMC; C&K Pickup; 1979-1977; V8-305
 GMC; C&K Pickup; 1973-1969; V8-307
 GMC; C&K Pickup; 1979-1969; V8-350
 GMC; C&K Pickup; 1979-1978; V8-350 Dsl
 GMC; C&K Pickup; 1970-1969; V8-396
 GMC; C&K Pickup; 1979-1975; V8-400
 GMC; C&K Pickup; 1972-1970; V8-402
 GMC; C&K Pickup; 1979-1973; V8-454
 GMC; Caballero; 1979; V6-200
 GMC; Caballero; 1979-1978; V8-305
 GMC; G Van; 1979-1971; L6-250
 GMC; G Van; 1978-1974; L6-292
 GMC; G Van; 1979-1977; V8-305
 GMC; G Van; 1973-1971; V8-307
 GMC; G Van; 1979-1971; V8-350
 GMC; G Van; 1979-1975; V8-400
 GMC; Jimmy; 1979-1970; L6-250
 GMC; Jimmy; 1979-1977; V8-305
 GMC; Jimmy; 1973-1970; V8-307
 GMC; Jimmy; 1979-1970; V8-350
 GMC; Jimmy; 1979-1975; V8-400
 GMC; P Van; 1974-1973; L6-250
 GMC; P Van; 1979-1973; L6-292
 GMC; P Van; 1973-1970; V8-307
 GMC; P Van; 1979-1970; V8-350
 GMC; P Van; 1972-1971; V8-402
 GMC; P Van; 1979-1973; V8-454
 GMC; P Van; 1976-1975; V8-455
 GMC; P Van; 1973; V8-455
 GMC; Sprint; 1977-1975; L6-250
 GMC; Sprint; 1972-1971; L6-250
 GMC; Sprint; 1977-1976; V8-305
 GMC; Sprint; 1973-1971; V8-307
 GMC; Sprint; 1977-1971; V8-350
 GMC; Sprint; 1976-1974; V8-400
 GMC; Sprint; 1972; V8-402
 GMC; Sprint; 1975-1972; V8-454
 GMC; Suburban; 1979-1969; L6-250
 GMC; Suburban; 1979-1969; L6-292
 GMC; Suburban; 1969; V6-305
 GMC; Suburban; 1979-1977; V8-305
 GMC; Suburban; 1973-1969; V8-307
 GMC; Suburban; 1979-1969; V8-350
 GMC; Suburban; 1979-1975; V8-400
 GMC; Suburban; 1972-1971; V8-402
 GMC; Suburban; 1979-1973; V8-454
 Honda; Accord; 1985-1980; L4-1.6 (Canada)
 Honda; Accord; 1978; L4-98
 Honda; Accord; 1985-1979; L4-1.8
 Honda; Accord; 1989-1986; L4-2.0
 Honda; Accord; 1995-1990; L4-2.2
 Honda; Accord; 1995; V6-2.7

71236 - Continued

Honda; Civic; 1987-1985; L4-1.3
 Honda; Civic; 1995-1985; L4-1.5
 Honda; Civic; 1995-1988; L4-1.6
 Honda; Civic Del Sol; 1995-1981; L4-1.5
 Honda; Prelude; 1987-1981; L4-1.8
 Honda; Prelude; 1991-1985; L4-2.0
 Honda; Prelude; 1991-1990; L4-2.1
 Honda; Prelude; 1995-1992; L4-2.2
 Honda; Prelude; 1995-1992; L4-2.3
 Hyundai; Elantra; 1993; L4-1.6
 Hyundai; Excel; 1993-1986; L4-1.5
 Hyundai; Scoupe; 1993-1991; L4-1.5
 Hyundai; Sonata; 1993-1989; L4-2.0
 Hyundai; Sonata; 1993-1990; V6-3.0
 Infiniti; G20; 1995-1991; L4-2.0
 Intnatl; D Pickup; 1970-1969; L6-232
 Intnatl; D Pickup; 1969; L6-265
 Intnatl; MHC1310; 1974; V8-304
 Intnatl; MS1210; 1974-1973; L6-258
 Intnatl; MS1210; 1975-1973; V8-345
 Intnatl; MS1210; 1975; V8-392
 Intnatl; Scout; 1970-1969; L4-152
 Intnatl; Scout; 1971-1969; L4-196
 Intnatl; Scout; 1971; V8-304
 Intnatl; Scout II; 1980-1976; L6-3.2 Dsl
 Intnatl; Scout II; 1972-1971; L6-232
 Intnatl; Scout II; 1974-1973; L6-258
 Intnatl; Scout II; 1980-1971; V8-5.0
 Intnatl; Scout II; 1980-1971; V8-5.6
 Intnatl; 100; 1974; L6-258
 Intnatl; 100; 1974; V8-304
 Intnatl; 100; 1974; V8-345
 Intnatl; 100; 1974; V8-392
 Intnatl; 100; 1974; V8-400
 Intnatl; 150; 1975; V8-304
 Intnatl; 150; 1975; V8-345
 Intnatl; 150; 1975-1974; V8-392
 Intnatl; 1010; 1971; L6-232
 Intnatl; 1010; 1973-1971; L6-258
 Intnatl; 1010; 1973-1971; V8-345
 Intnatl; 1010; 1973-1971; V8-392
 Intnatl; 1110; 1973-1971; L6-258
 Intnatl; 1110; 1973-1971; V8-345
 Intnatl; 1110; 1973-1971; V8-392
 Intnatl; 1210; 1973-1971; L6-258
 Intnatl; 1210; 1973-1971; V8-345
 Intnatl; 1310; 1973-1971; L6-258
 Intnatl; 1310; 1973-1972; V8-345
 Isuzu; I-Mark; 1989-1985; L4-1.5
 Isuzu; I-Mark; 1989; L4-1.6
 Isuzu; I-Mark; 1985; L4-1.8
 Isuzu; Impulse; 1992-1990; L4-1.6
 Isuzu; Impulse; 1992; L4-1.8
 Isuzu; Impulse; 1987-1985; L4-1.9
 Isuzu; Impulse; 1989-1986; L4-2.0
 Isuzu; Pickup; 1982; L4-1.8
 Isuzu; Pickup; 1987-1983; L4-1.9
 Isuzu; Pickup; 1987-1982; L4-2.2 Dsl
 Isuzu; Pickup; 1987-1986; L4-2.3
 Isuzu; Pickup; 1994-1991; V6-3.1
 Isuzu; Stylus; 1993-1990; L4-1.6
 Isuzu; Trooper; 1995-1992; V6-3.2
 Isuzu; Trooper II; 1989; V6-2.8
 Jaguar; Vanden Plas; 1987-1982; L6-4.2
 Jaguar; XJ6; 1987-1972; L6-4.2
 Jaguar; XJ12; 1979-1973; V12-326
 Jaguar; XJS; 1978-1976; V12-326
 Jeep; Cherokee; 1987-1985; L4-2.1 Dsl
 Jeep; Cherokee; 1995-1987; L4-2.5
 Jeep; Cherokee; 1983-1974; L6-4.2
 Jeep; Cherokee; 1986-1974; V6-2.8
 Jeep; Cherokee; 1978-1974; V8-401
 Jeep; CJ; 1986-1980; L4-2.5
 Jeep; CJ; 1975-1972; L6-232
 Jeep; CJ; 1986-1980; L6-4.2
 Jeep; CJ; 1975-1972; L6-258
 Jeep; CJ; 1981-1980; V8-5.0
 Jeep; CJ; 1975-1972; V8-304
 Jeep; Comanche; 1987-1986; L4-2.1 Dsl
 Jeep; Comanche; 1992-1986; L4-2.5
 Jeep; Comanche; 1992-1986; L6-4.0
 Jeep; Commando; 1973; L6-232

**SYSTEM
PUMP &
GEAR
IDENT.**

**SYSTEM &
COM-
PONENT
IDENT.**

**PASS.
CARS**

**LIGHT
TRUCKS**

**MEDIUM/
HEAVY
TRUCKS**

BUSES

**HOSE
NUMER-
ICAL**

**REPAIR
KITS**

**KIT
NUMER-
ICAL**

**ILLUST-
RATIONS**

Numerical Listing - Power Steering Hose Assemblies and End Fittings

	71236 - Continued	71236 - Continued	71236 - Continued
SYSTEM PUMP & GEAR IDENT.	Jeep; Grand Wagoneer; 1986-1984; L6-4.2 Jeep; Grand Wagoneer; 1991-1984; V8-5.9 Jeep; J Pickup; 1965-1963; L6-230 Jeep; J Pickup; 1971-1965; L6-232 Jeep; J Pickup; 1987-1972; L6-4.2 Jeep; J Pickup; 1970-1965; V8-327 Jeep; J Pickup; 1971-1969; V8-350 Jeep; J Pickup; 1988-1972; V8-5.9 Jeep; J Pickup; 1978-1974; V8-401 Jeep; Pickup; 1964-1963; L6-226 Jeep; Pickup; 1965-1963; L6-230 Jeep; Scrambler; 1985-1981; L4-2.5 Jeep; Scrambler; 1985-1981; L6-4.2 Jeep; Station Wagon; 1964-1963; L6-226 Jeep; Station Wagon; 1965-1963; L6-230 Jeep; Wagoneer; 1987-1985; L4-2.1 Dsl Jeep; Wagoneer; 1987-1984; L4-2.5 Jeep; Wagoneer; 1965-1963; L6-230 Jeep; Wagoneer; 1971-1965; L6-232 Jeep; Wagoneer; 1990-1987; L6-4.0 Jeep; Wagoneer; 1983-1980; L6-4.2 Jeep; Wagoneer; 1973-1971; L6-258 Jeep; Wagoneer; 1986-1984; V6-2.8 Jeep; Wagoneer; 1970-1965; V8-327 Jeep; Wagoneer; 1971-1968; V8-350 Jeep; Wagoneer; 1983-1972; V8-5.9 Jeep; Wagoneer; 1978-1987; V8-401 Jeep; Wrangler; 1995-1987; L6-4.0 Kia; Sephia; 1994; L4-1.6 Lexus; LS400; 1993-1990; V8-4.0 Lexus; SC300; 1995-1992; L6-3.0 Linc; Continental; 1985-1984; L6-2.4 Dsl Linc; Continental; 1982; V6-3.8 Linc; Continental; 1987-1982; V8-5.0 Linc; Continental; 1980; V8-5.0 Linc; Continental; 1980-1977; V8-5.8 Linc; Continental; 1965-1961; V8-430 Linc; Continental; 1978-1966; V8-460 Linc; Continental Mark II; 1957-1956; V8-368 Linc; Mark III; 1971-1968; V8-460 Linc; Mark IV; 1976-1972; V8-460 Linc; Mark V; 1979-1977; V8-400 Linc; Mark VI; 1983-1980; V8-5.0 Linc; Mark VI; 1980; V8-5.8 Linc; Mark VII; 1985-1984; L6-2.4 Dsl Linc; Mark VII; 1992-1993; V8-5.0 Linc; Town Car; 1995-1981; V8-4.6 Linc; Versailles; 1979-1977; V8-302 Linc; Versailles; 1980; V8-5.0 Linc; Versailles; 1977; V8-351 Mazda; B2200 Pickup; 1993-1987; L4-2.2 Mazda; B2600I Pickup; 1993-1989; L4-2.6 Mazda; GLC; 1985-1989; L4-1.5 Mazda; Millenia; 1995; V6-2.3 Mazda; Millenia; 1995; V6-2.5 Mazda; MPV; 1995; L4-2.6 (Canada) Mazda; MPV; 1995-1989; V6-3.0 Mazda; MX-3; 1995-1992; L4-1.6 Mazda; MX-3; 1994-1990; V6-1.8 Mazda; MX-5 Miata; 1995-1988; L4-1.8 Mazda; MX-6; 1995-1993; V6-2.5 Mazda; Protege; 1995; L4-1.5 Mazda; Protege; 1995-1990; L4-1.8 Mazda; RX-7; 1985-1993; 2-Rotor 1.1 Mazda; RX-7; 1991-1984; 2-Rotor 1.3 Mazda; 323; 1994-1986; L4-1.6 Mazda; 323; 1995-1993; L4-1.6 (Canada) Mazda; 323; 1991-1990; L4-1.8 (Canada) Mazda; 626; 1995-1993; L4-2.0 Mazda; 626; 1987-1982; L4-2.0 Mazda; 626; 1992-1988; L4-2.2 Mazda; 626; 1995-1993; V6-2.5 Mazda; 929; 1995-1986; V6-3.0 Mer-Benz; 240D; 1983-1977; L4-2.4 Dsl Mer-Benz; 300CD; 1983-1978; L5-3.0 Dsl Mer-Benz; 300D; 1983-1977; L5-3.0 Dsl Mer-Benz; 300SD; 1983-1978; L5-3.0 Dsl Mer-Benz; 300TD; 1983-1979; L5-3.0 Dsl Merc; Bobcat; 1980-1975; L4-2.3 Merc; Bobcat; 1979-1975; V6-171 Merc; Capri; 1994-1991; L4-1.6 Merc; Capri; 1986-1979; L4-2.3	Merc; Capri; 1977-1976; L4-140 Merc; Capri; 1982-1979; L6-3.3 Merc; Capri; 1979; V6-171 Merc; Capri; 1977-1976; V6-171 Merc; Capri; 1986-1979; V6-3.8 Merc; Capri; 1986-1982; V8-5.0 Merc; Colony Park; 1991-1987; V8-5.0 Merc; Colony Park; 1974-1971; V8-400 Merc; Colony Park; 1973-1971; V8-429 Merc; Colony Park; 1974-1973; V8-460 Merc; Comet; 1963; L6-144 Merc; Comet; 1976-1975; L6-200 Merc; Comet; 1968-1964; L6-200 Merc; Comet; 1976-1963; L6-250 Merc; Comet; 1967-1964; V8-289 Merc; Comet; 1976; V8-302 Merc; Comet; 1969; V8-302 Merc; Cougar; 1986-1984; L4-2.3 Merc; Cougar; 1982-1981; L4-2.3 Merc; Cougar; 1981; L6-3.3 Merc; Cougar; 1995-1982; V6-3.8 Merc; Cougar; 1982-1981; V8-4.2 Merc; Cougar; 1995-1994; V8-4.6 Merc; Cougar; 1967; V8-289 Merc; Cougar; 1979-1977; V8-302 Merc; Cougar; 1968; V8-302 Merc; Cougar; 1993-1991; V8-5.0 Merc; Cougar; 1988-1983; V8-5.0 Merc; Cougar; 1981; V8-5.0 Merc; Cougar; 1979-1971; V8-351 Merc; Cougar; 1967-1974; V8-390 Merc; Cougar; 1971; V8-429 Merc; Cougar; 1976-1974; V8-460 Merc; Cyclone; 1969; V8-302 Merc; Cyclone; 1969; V8-351 Merc; Grand Marquis; 1982-1981; V8-4.2 Merc; Grand Marquis; 1995-1992; V8-4.6 Merc; Grand Marquis; 1979; V8-302 Merc; Grand Marquis; 1991-1980; V8-5.0 Merc; Grand Marquis; 1989-1982; V8-5.8 (Canada) Merc; Grand Marquis; 1979-1978; V8-351 Merc; Grand Marquis; 1978-1975; V8-400 Merc; Grand Marquis; 1978-1975; V8-460 Merc; LN7; 1983-1982; L4-1.6 Merc; Lynx; 1985-1981; L4-1.6 Merc; Lynx; 1987-1985; L4-1.9 Merc; Lynx; 1987-1984; L4-2.0 Dsl Merc; Marauder; 1970-1969; V8-390 Merc; Marquis; 1986-1983; L4-2.3 Merc; Marquis; 1983; L6-3.3 Merc; Marquis; 1986-1981; V6-3.8 Merc; Marquis; 1979; V8-302 Merc; Marquis; 1982-1980; V8-5.0 Merc; Marquis; 1985; V8-5.0 (Canada) Merc; Marquis; 1981-1980; V8-5.8 Merc; Marquis; 1982; V8-5.8 (Canada) Merc; Marquis; 1979-1978; V8-351 Merc; Marquis; 1970-1968; V8-390 Merc; Marquis; 1978-1971; V8-400 Merc; Marquis; 1967; V8-410 Merc; Marquis; 1967; V8-427 Merc; Marquis; 1969-1967; V8-428 Merc; Marquis; 1973-1969; V8-429 Merc; Marquis; 1978-1973; V8-460 Merc; Meteor; 1963; L6-170 Merc; Meteor; 1963; V8-221 Merc; Meteor; 1963; V8-260 Merc; Monarch; 1977-1975; L6-200 Merc; Monarch; 1980-1975; L6-4.1 Merc; Monarch; 1980-1975; V8-4.2 Merc; Monarch; 1980; V8-5.0 Merc; Monarch; 1977-1975; V8-351 Merc; Montclair; 1968; V8-390 Merc; Montclair; 1968-1964; V8-428 Merc; Montclair; 1967; V8-410 Merc; Montclair; 1965-1964; V8-427 Merc; Montclair; 1967-1966; V8-428 Merc; Montego; 1968; L6-200 Merc; Montego; 1974-1969; L6-250 Merc; Montego; 1974-1972; V8-302 Merc; Montego; 1969-1968; V8-302 Merc; Montego; 1976-1972; V8-351	Merc; Montego; 1969; V8-351 Merc; Montego; 1976-1972; V8-400 Merc; Montego; 1976-1973; V8-460 Merc; Monterey; 1973-1971; V8-351 Merc; Monterey; 1963; V8-406 Merc; Monterey; 1967; V8-410 Merc; Monterey; 1965-1963; V8-427 Merc; Monterey; 1969-1966; V8-428 Merc; Monterey; 1973-1969; V8-429 Merc; Monterey; 1974-1973; V8-460 Merc; Mystique; 1995; L4-2.0 Merc; Mystique; 1995; V6-2.5 Merc; Park Lane; 1968; V8-390 Merc; Park Lane; 1966-1964; V8-390 Merc; Park Lane; 1967; V8-410 Merc; Park Lane; 1965-1964; V8-427 Merc; Park Lane; 1968-1966; V8-428 Merc; Topaz; 1986-1984; L4-2.0 Dsl Merc; Topaz; 1989-1984; L4-2.3 Merc; Tracer; 1989-1987; L4-1.6 Merc; Tracer; 1995-1991; L4-1.8 Merc; Tracer; 1995-1991; L4-1.9 Merc; Villager; 1995-1993; V6-3.0 Merc; Zephyr; 1983-1978; L4-2.3 Merc; Zephyr; 1983-1978; L6-3.3 Merc; Zephyr; 1982-1978; V8-4.2 Merkur; Scorpio; 1989-1985; V6-2.9 Mits; Cordia; 1988-1983; L4-1.8 Mits; Cordia; 1988-1992; L4-2.0 Mits; Eclipse; 1994-1990; L4-1.8 Mits; Eclipse; 1995-1990; L4-2.0 Mits; Expo; 1994-1992; L4-1.8 Mits; Expo; 1995-1989; L4-2.4 Mits; Galant; 1995-1994; L4-2.4 Mits; Galant; 1987-1985; L4-2.4 Mits; Galant; 1988; V6-3.0 Mits; Mirage; 1995-1985; L4-1.5 Mits; Mirage; 1992-1991; L4-1.6 Mits; Mirage; 1989-1985; L4-1.6 Mits; Mirage; 1995-1993; L4-1.8 Mits; Montero; 1989-1986; L4-2.6 Mits; Montero; 1991-1989; V6-3.0 Mits; Pickup; 1989-1987; L4-2.0 Mits; Pickup; 1995-1987; L4-2.4 Mits; Pickup; 1993-1990; V6-3.0 Mits; Precis; 1993-1987; L4-1.5 Mits; Sigma; 1990-1989; V6-3.0 Mits; Starion; 1989-1984; L4-2.6 Mits; Tredia; 1988-1983; L4-1.8 Mits; Tredia; 1988-1984; L4-2.0 Mits; Van; 1990-1987; L4-2.4 Mits; 3000GT; 1995-1991; V6-3.0 Niss; Altima; 1995-1993; L4-2.4 Niss; Axxess; 1990; L4-2.4 Niss; Axxess; 1994-1991; L4-2.4 (Canada) Niss; Maxima; 1984-1981; L6-2.4 Niss; Maxima; 1983-1981; L6-2.8 Dsl Niss; Maxima; 1995-1985; V6-3.0 Niss; NX; 1993-1991; L4-1.6 Niss; NX; 1993-1991; L4-2.0 Niss; Pathfinder; 1987-1988; L4-2.4 Niss; Pathfinder; 1995-1987; V6-3.0 Niss; Pickup; 1984-1983; L4-2.0 Niss; Pickup; 1983-1981; L4-2.2 Niss; Pickup; 1983-1981; L4-2.2 Dsl Niss; Pickup; 1995-1983; L4-2.4 Niss; Pickup; 1986; L4-2.5 Dsl Niss; Pickup; 1983; L4-2.5 Dsl Niss; Pickup; 1987; L4-2.5 Dsl (Canada) Niss; Pickup; 1995-1986; V6-3.0 Niss; Pulsar NX; 1990-1983; L4-1.6 Niss; Pulsar NX; 1989-1988; L4-1.8 Niss; Quest; 1995-1993; V6-3.0 Niss; Sentra; 1983-1982; L4-1.5 Niss; Sentra; 1995-1983; L4-1.6 Niss; Sentra; 1985-1991; L4-1.7 Dsl Niss; Stanza; 1989-1982; L4-2.0 Niss; Stanza; 1992-1990; L4-2.4 Niss; Van; 1988-1987; L4-2.4 Niss; 200SX; 1995; L4-1.6 Niss; 200SX; 1986-1984; L4-1.8 Niss; 200SX; 1987; L4-1.8 (Canada)
SYSTEM & COMPONENT IDENT.			
PASS. CARS			
LIGHT TRUCKS			
MEDIUM/HEAVY TRUCKS			
BUSES			
HOSE NUMERICAL			
REPAIR KITS			
KIT NUMERICAL			
ILLUSTRATIONS			

Numerical Listing - Power Steering Hose Assemblies and End Fittings

71236 - Continued	71236 - Continued	71236 - Continued
Niss; 200SX; 1995; L4-2.0	Ply; B Van; 1983-1974; V8-5.9	Ply; Trailduster; 1978-1974; V8-440
Niss; 200SX; 1988-1984; L4-2.0	Ply; B Van; 1978-1976; V8-400	Ply; Valiant; 1969-1967; L6-170
Niss; 200SX; 1981-1980; L4-2.0	Ply; B Van; 1978-1976; V8-440	Ply; Valiant; 1974-1970; L6-198
Niss; 200SX; 1983-1982; L4-2.2	Ply; Barracuda; 1971-1967; L6-198	Ply; Valiant; 1976-1967; L6-225
Niss; 200SX; 1988-1987; V6-3.0	Ply; Barracuda; 1967; V8-273	Ply; Valiant; 1969-1967; V8-273
Niss; 240SX; 1993-1989; L4-2.4	Ply; Barracuda; 1974-1968; V8-318	Ply; Valiant; 1976-1968; V8-318
Niss; 300ZX; 1995-1984; V6-3.0	Ply; Barracuda; 1973-1968; V8-340	Ply; Valiant; 1976; V8-360
Niss; 310; 1982; L4-1.5	Ply; Barracuda; 1974; V8-360	Ply; Valiant; 1974; V8-360
Niss; 720 Pickup; 1980-1981; L4-2.0	Ply; Barracuda; 1971-1967; V8-383	Ply; Volare; 1980-1976; L6-3.7
Niss; 810; 1981; L6-2.8 Dsl	Ply; Barracuda; 1971-1970; V8-426	Ply; Volare; 1980-1976; V8-5.2
Olds; Custom Cruiser; 1973; V8-350	Ply; Belvedere; 1970-1965; L6-225	Ply; Volare; 1979-1976; V8-360
Olds; Custom Cruiser; 1979-1978; V8-350 Dsl	Ply; Belvedere; 1970-1965; V8-318	Ply; Voyager; 1995-1991; L4-2.5
Olds; Custom Cruiser; 1975; V8-400	Ply; Belvedere; 1970-1965; V8-383	Ply; Voyager; 1995-1991; V6-3.0
Olds; Custom Cruiser; 1979-1978; V8-403	Ply; Belvedere; 1969; V8-426	Ply; Voyager; 1995-1991; V6-3.3
Olds; Custom Cruiser; 1976-1971; V8-455	Ply; Belvedere; 1967-1965; V8-426	Pont; Astre; 1977-1973; L4-140
Olds; Cutlass; 1976-1975; L6-250	Ply; Belvedere; 1969; V8-440	Pont; Astre; 1977; L4-151
Olds; Cutlass; 1971-1967; L6-250	Ply; Belvedere; 1967-1983; V8-440	Pont; Bonneville; 1979-1977; V8-301
Olds; Cutlass; 1979-1977; V6-231	Ply; Caravelle; 1988-1983; L4-2.5	Pont; Bonneville; 1977; V8-305
Olds; Cutlass; 1979-1975; V8-260	Ply; Caravelle; 1983-1978; L6-3.7 (Canada)	Pont; Bonneville; 1979-1959; V8-350
Olds; Cutlass; 1979; V8-260 Dsl	Ply; Caravelle; 1988-1982; V8-5.2 (Canada)	Pont; Bonneville; 1978-1967; V8-400
Olds; Cutlass; 1979-1967; V8-305	Ply; Caravelle; 1980-1989; V8-5.2 (Canada)	Pont; Bonneville; 1979-1963; V8-403
Olds; Cutlass; 1979; V8-350	Ply; Colt; 1994-1985; L4-1.5	Pont; Bonneville; 1969-1967; V8-428
Olds; Cutlass; 1977-1967; V8-350	Ply; Colt; 1990-1985; L4-1.6	Pont; Bonneville; 1976-1970; V8-455
Olds; Cutlass; 1977-1970; V8-403	Ply; Colt; 1994-1992; L4-1.8	Pont; Catalina; 1979-1977; V6-231
Olds; Cutlass Cruiser; 1979; V6-231	Ply; Colt; 1990-1989; L4-1.8	Pont; Catalina; 1979-1977; V8-301
Olds; Delmont 88; 1967; V8-330	Ply; Colt; 1991-1984; L4-2.0	Pont; Catalina; 1977; V8-305
Olds; Delmont 88; 1967; V8-425	Ply; Colt; 1994-1992; L4-2.4	Pont; Catalina; 1979-1976; V8-305 (Canada)
Olds; Delta 88; 1979-1977; V6-231	Ply; Conquest; 1986-1984; L4-2.6	Pont; Catalina; 1973-1970; V8-350
Olds; Delta 88; 1979-1977; V8-260	Ply; Duster; 1974-1970; L6-198	Pont; Catalina; 1975; V8-350 (Canada)
Olds; Delta 88; 1979; V8-301	Ply; Duster; 1976-1970; L6-225	Pont; Catalina; 1966-1959; V8-389
Olds; Delta 88; 1979-1971; V8-350	Ply; Duster; 1976-1970; V8-318	Pont; Catalina; 1978-1967; V8-400
Olds; Delta 88; 1979-1978; V8-350 Dsl	Ply; Duster; 1973-1970; V8-340	Pont; Catalina; 1979-1961; V8-403
Olds; Delta 88; 1975; V8-400	Ply; Duster; 1976-1974; V8-360	Pont; Catalina; 1969-1967; V8-428
Olds; Delta 88; 1979-1977; V8-403	Ply; Expo; 1989-1987; L4-2.2 (Canada)	Pont; Catalina; 1976-1970; V8-455
Olds; Delta 88; 1967; V8-425	Ply; Fury; 1978-1975; L6-225	Pont; Executive; 1970; V8-350
Olds; Delta 88; 1976-1971; V8-455	Ply; Fury; 1972-1967; L6-225	Pont; Executive; 1967; V8-389
Olds; Eighty Eight; 1966-1965; V8-425	Ply; Fury; 1967-1975; V8-273	Pont; Executive; 1970-1967; V8-400
Olds; F85; 1971-1961; L6-250	Ply; Fury; 1973-1971; V8-318	Pont; Executive; 1969-1967; V8-428
Olds; F85; 1967-1964; V8-330	Ply; Fury; 1971-1972; V8-383	Pont; Executive; 1970; V8-455
Olds; F85; 1972-1968; V8-350	Ply; Fury; 1978-1977; V8-440	Pont; Firebird; 1967; L6-230
Olds; F85; 1966-1965; V8-400	Ply; Fury; 1975-1967; V8-440	Pont; Firebird; 1976-1977; L6-250
Olds; F85; 1972; V8-455	Ply; Gran Fury; 1983-1980; L6-3.7	Pont; Firebird; 1979; V8-301
Olds; Jetstar I; 1964; V8-330	Ply; Gran Fury; 1989-1980; V8-5.2	Pont; Firebird; 1979-1977; V8-305
Olds; Jetstar I; 1964-1965; V8-394	Ply; Gran Fury; 1977-1975; V8-318	Pont; Firebird; 1967; V8-326
Olds; Jetstar 88; 1966-1964; V8-330	Ply; Gran Fury; 1980; V8-5.9	Pont; Firebird; 1979-1967; V8-350
Olds; Ninety Eight; 1979-1977; V8-350	Ply; Gran Fury; 1977-1975; V8-360	Pont; Firebird; 1979-1978; V8-403
Olds; Ninety Eight; 1975; V8-350	Ply; Gran Fury; 1977-1975; V8-400	Pont; Firebird; 1976-1971; V8-455
Olds; Ninety Eight; 1973-1972; V8-350	Ply; Gran Fury; 1977-1975; V8-440	Pont; Grand Am; 1979; V6-231
Olds; Ninety Eight; 1979-1978; V8-350 Dsl	Ply; Grand Voyager; 1995-1992; V6-3.0	Pont; Grand Am; 1979-1978; V8-301
Olds; Ninety Eight; 1964-1975; V8-394	Ply; Grand Voyager; 1995-1991; V6-3.3	Pont; Grand Am; 1975; V8-350
Olds; Ninety Eight; 1979-1977; V8-403	Ply; Grand Voyager; 1995-1994; V6-3.8	Pont; Grand Am; 1973; V8-350
Olds; Ninety Eight; 1967-1971; V8-425	Ply; Horizon; 1986-1983; L4-1.6	Pont; Grand Am; 1975-1973; V8-400
Olds; Omega; 1976-1973; L6-250	Ply; Horizon; 1983-1978; L4-1.7	Pont; Grand Am; 1975-1973; V8-455
Olds; Omega; 1979-1977; V6-231	Ply; Horizon; 1990-1981; L4-2.2	Pont; Grand Lemans; 1976-1975; L6-250
Olds; Omega; 1977-1975; V8-260	Ply; Laser; 1994-1981; L4-2.0	Pont; Grand Lemans; 1977; L6-250 (Canada)
Olds; Omega; 1979-1977; V8-305	Ply; Reliant; 1989-1981; L4-2.5	Pont; Grand Lemans; 1979-1976; V6-231
Olds; Omega; 1979-1973; V8-350	Ply; Road Runner; 1974-1972; V8-318	Pont; Grand Lemans; 1979; V8-301
Olds; Starfire; 1977-1976; L4-140	Ply; Road Runner; 1974; V8-360	Pont; Grand Lemans; 1977; V8-301
Olds; Starfire; 1979-1975; L4-151	Ply; Road Runner; 1971; V8-383	Pont; Grand Lemans; 1979-1976; V8-305
Olds; Starfire; 1979-1965; V8-305	Ply; Road Runner; 1974-1971; V8-400	Pont; Grand Lemans; 1979-1975; V8-350
Olds; Toronado; 1979; V8-350	Ply; Road Runner; 1974-1971; V8-440	Pont; Grand Lemans; 1977-1975; V8-400
Olds; Toronado; 1979-1977; V8-350 Dsl	Ply; Sapporo; 1979-1978; L4-98	Pont; Grand Prix; 1979-1977; V6-231
Olds; Toronado; 1967-1966; V8-425	Ply; Satellite; 1974-1968; L6-225	Pont; Grand Prix; 1979-1976; V8-305
Olds; Toronado; 1976-1968; V8-455	Ply; Satellite; 1968-1965; V8-273	Pont; Grand Prix; 1966-1962; V8-389
Olds; Vista Cruiser; 1975-1970; V8-455	Ply; Satellite; 1974-1965; V8-318	Pont; Grand Prix; 1977-1967; V8-400
Olds; 442; 1969-1968; V8-400	Ply; Satellite; 1972; V8-340	Pont; Grand Prix; 1977-1963; V8-403
Olds; 442; 1971-1977; V8-455	Ply; Satellite; 1974; V8-360	Pont; Grand Prix; 1969-1967; V8-428
Peug; 505; 1987-1982; L4-2.0	Ply; Satellite; 1966-1965; V8-361	Pont; Grand Prix; 1976-1970; V8-455
Peug; 505; 1980; L4-2.0	Ply; Satellite; 1971-1965; V8-383	Pont; Grand Safari; 1978-1977; V8-301
Peug; 505; 1990-1985; L4-2.2	Ply; Satellite; 1974-1965; V8-400	Pont; Grand Safari; 1977-1978; V8-305
Peug; 505; 1985-1980; L4-2.3 Dsl	Ply; Satellite; 1974-1968; V8-440	Pont; Grand Safari; 1978-1971; V8-350
Peug; 505; 1985; L4-2.5 Dsl	Ply; Scamp; 1974-1971; L6-198	Pont; Grand Safari; 1978-1971; V8-403
Peug; 505; 1989-1987; V6-2.8	Ply; Scamp; 1976-1971; L6-225	Pont; Grandville; 1975; V8-400
Peug; 604; 1984-1982; L4-2.3 Dsl	Ply; Scamp; 1976-1971; V8-318	Pont; Grandville; 1973; V8-400
Peug; 604; 1978-1977; V6-163	Ply; Scamp Pickup; 1983-1987; L4-2.2	Pont; Grandville; 1971; V8-400
Peug; 604; 1981; V6-2.8 (Canada)	Ply; Sundance; 1994-1988; L4-2.5	Pont; Grandville; 1975-1971; V8-455
Peug; 604; 1979; V6-174	Ply; Sundance; 1994-1992; V6-3.0	Pont; GTO; 1966; V8-389
Ply; Acclaim; 1995-1989; L4-2.5	Ply; Trailduster; 1980-1974; L6-3.7	Pont; GTO; 1970-1967; V8-400
Ply; Acclaim; 1995-1989; V6-3.0	Ply; Trailduster; 1981-1974; V8-5.2	Pont; GTO; 1970; V8-455
Ply; Arrow Pickup; 1982-1980; L4-2.0	Ply; Trailduster; 1981-1974; V8-5.9	Pont; Laurentian; 1969; L6-250 (Canada)
Ply; B Van; 1983-1974; L6-3.7	Ply; Trailduster; 1978-1976; V8-400	Pont; Laurentian; 1979-1977; V8-305 (Canada)
Ply; B Van; 1983-1974; V8-5.2	Ply; Trailduster; 1974; V8-400	

SYSTEM PUMP & GEAR IDENT.
SYSTEM & COMPONENT IDENT.
PASS. CARS
LIGHT TRUCKS
MEDIUM/HEAVY TRUCKS
BUSES
HOSE NUMERICAL
REPAIR KITS
KIT NUMERICAL
ILLUSTRATIONS

Numerical Listing - Power Steering Hose Assemblies and End Fittings

71236 - Continued

Chev; T65; 1978-1974; GM V8-427
 Chev; T65; 1976; GM V8-454
 Chev; TD50; 1969; DetrDsl 4-53
 Chev; TD60; 1969-1963; DetrDsl 4-53
 Chev; TE50; 1968; GM V8-307
 Chev; TE50; 1968-1963; GM V8-327
 Chev; TE50; 1972-1970; GM V8-350
 Chev; TE50; 1972-1970; GM V8-366
 Chev; TE60; 1966-1963; GM V8-283
 Chev; TE60; 1966-1963; GM V8-327
 Chev; TE60; 1972-1970; GM V8-366
 Chev; TE65; 1972-1966; GM V8-366
 Chev; TE65; 1972-1966; GM V8-427
 Chev; TE65; 1968-1966; GM V8-454
 Chev; TG50; 1972-1967; GM D478 Dsl
 Chev; TG50; 1972-1967; GM DH478 Dsl
 Chev; TG60; 1972-1967; GM D478 Dsl
 Chev; TG60; 1972-1967; GM DH478 Dsl
 Chev; Titan; 1980-1979; Cat 3406 Dsl
 Chev; TM65; 1972-1970; GM V-6 305
 Chev; TM65; 1972-1970; GM V-6 351
 Chev; TM65; 1972-1970; GM V-6 379
 Chev; TV70; 1968-1966; DetrDsl 6V-53
 Chev; W6; 1980; GM V8-5.7
 Chev; W6; 1980; GM V8-6.0
 Chev; W7; 1980; GM V8-6.0
 Chev; W7; 1980; GM V8-7.0
 Chev; W70; 1968-1966; DetrDsl 6V-53
 Chev; Y80; 1966; DetrDsl 6V-53
 Ford; E350; 1989; V8-5.8
 Ford; E350; 1989; V8-7.5
 Ford; F Super Duty; 1989-1988; V8-7.5
 GMC; Astro; 1980-1979; Cat 3406 Dsl
 GMC; Astro; 1981-1979; DetrDsl 6-71
 GMC; Astro; 1983-1979; DetrDsl 6V-92
 GMC; Astro; 1983-1979; DetrDsl 8V-71
 GMC; Astro; 1983-1979; DetrDsl 8V-92
 GMC; Brigadier; 1983-1979; DetrDsl 6-71
 GMC; Brigadier; 1983-1979; DetrDsl 6V-53
 GMC; Brigadier; 1983-1979; DetrDsl 6V-92
 GMC; Brigadier; 1981-1979; DetrDsl 8V-71
 GMC; Brigadier; 1979-1969; V8-427
 GMC; C5000; 1987-1985; V8-5.7
 GMC; C6000; 1985-1983; DetrDsl V8-8.2
 GMC; C6000; 1987-1985; V8-5.7
 GMC; C6000; 1987; V8-6.0
 GMC; C7000; 1985; DetrDsl V8-8.2
 GMC; C7000; 1983; DetrDsl V8-8.2
 GMC; C7000; 1987; V8-6.0
 GMC; C7000; 1987; V8-7.0
 GMC; CD6500; 1977; DetrDsl 4-53
 GMC; CE4500; 1968-1967; V8-283
 GMC; CE4500; 1962-1960; V8-283
 GMC; CE4500; 1972-1970; V8-307
 GMC; CE4500; 1968; V8-307
 GMC; CE4500; 1968-1967; V8-327
 GMC; CE4500; 1962; V8-327
 GMC; CE4500; 1972-1960; V8-350
 GMC; CE5000; 1977; V8-305
 GMC; CE5000; 1973-1970; V8-307
 GMC; CE5000; 1968-1960; V8-307
 GMC; CE5000; 1968-1962; V8-327
 GMC; CE5000; 1977-1975; V8-350
 GMC; CE5000; 1973-1968; V8-350
 GMC; CE5500; 1972-1970; V8-307
 GMC; CE5500; 1972-1969; V8-350
 GMC; CE5500; 1972-1966; V8-366
 GMC; CE5500; 1972-1966; V8-427
 GMC; CE5500; 1968-1966; V8-454
 GMC; CE6000; 1968-1966; V8-283
 GMC; CE6000; 1973-1970; V8-307
 GMC; CE6000; 1968-1960; V8-307
 GMC; CE6000; 1968-1960; V8-327
 GMC; CE6000; 1977-1969; V8-350
 GMC; CE6000; 1977-1967; V8-366
 GMC; CE6000; 1977-1967; V8-427
 GMC; CE6000; 1977-1973; V8-454
 GMC; CE6000; 1968-1967; V8-454
 GMC; CE6500; 1977-1973; V8-366
 GMC; CE6500; 1977-1973; V8-427
 GMC; CE6500; 1977-1966; V8-454
 GMC; CG5500; 1972-1970; GMC D478 Dsl

71236 - Continued

GMC; CG5500; 1972-1970; GMC DH478 Dsl
 GMC; CG6000; 1975-1973; GMC D478 Dsl
 GMC; CG6000; 1975-1973; GMC DH478 Dsl
 GMC; CH9500; 1970-1966; DetrDsl 8V-71
 GMC; CI9500; 1971-1966; DetrDsl 6-71N
 GMC; CM5500; 1974-1970; V-6 305
 GMC; CM5500; 1974-1970; V-6 351
 GMC; CM5500; 1974-1970; V-6 379
 GMC; CM6500; 1975-1970; V-6 305
 GMC; CM6500; 1975-1970; V-6 351
 GMC; CM6500; 1975-1970; V-6 379
 GMC; CM6500; 1974-1970; V-6 401
 GMC; CM6500; 1974-1970; V-6 432
 GMC; CM6500; 1974-1970; V-6 478
 GMC; CS4500; 1977-1967; L6-230
 GMC; CS4500; 1977-1967; L6-250
 GMC; CS5000; 1977-1963; L6-230
 GMC; CS5500; 1977-1963; L6-250
 GMC; CS6000; 1977-1967; L6-292
 GMC; CS5500; 1977-1963; L6-230
 GMC; CS5500; 1977-1963; L6-250
 GMC; CS6000; 1977-1967; L6-292
 GMC; DE9500; 1972-1967; V8-637
 GMC; EG5500; 1969-1967; GMC D478 Dsl
 GMC; EG5500; 1969-1967; GMC DH478 Dsl
 GMC; EG6500; 1969-1967; GMC D478 Dsl
 GMC; EG6500; 1969-1967; GMC DH478 Dsl
 GMC; EM4500; 1969-1967; V-6 305
 GMC; EM4500; 1969-1967; V-6 351
 GMC; EM4500; 1969-1967; V-6 379
 GMC; EM5500; 1969-1967; V-6 305
 GMC; EM5500; 1969-1967; V-6 351
 GMC; EM5500; 1969-1967; V-6 379
 GMC; EM6500; 1969-1967; V-6 305
 GMC; EM6500; 1969-1967; V-6 351
 GMC; EM6500; 1969-1967; V-6 379
 GMC; ES4500; 1969-1967; L6-230
 GMC; ES4500; 1969-1967; L6-250
 GMC; FE9500; 1972-1966; V8-637
 GMC; General; 1983-1979; DetrDsl 6-71
 GMC; General; 1983-1979; DetrDsl 6V-92
 GMC; General; 1983-1979; DetrDsl 8V-71
 GMC; General; 1983-1979; DetrDsl 8V-92
 GMC; HE9500; 1972-1966; V8-637
 GMC; HI9500; 1966; DetrDsl 6-71
 GMC; HI9500; 1972-1966; DetrDsl 6-71N
 GMC; HJ7500; 1969-1967; GMC D637 Dsl
 GMC; HJ7500; 1969-1967; GMC DH637 Dsl
 GMC; HJ9500; 1969-1966; GMC D637 Dsl
 GMC; HJ9500; 1969-1966; GMC DH637 Dsl
 GMC; HM7500; 1971-1966; V-6 305
 GMC; HM7500; 1971-1966; V-6 351
 GMC; HM7500; 1971-1966; V-6 379
 GMC; HM7500; 1971-1966; V-6 401
 GMC; HM7500; 1971-1966; V-6 432
 GMC; HM7500; 1971-1966; V-6 478
 GMC; HM8500; 1970-1966; V-6 305
 GMC; HM8500; 1970-1966; V-6 351
 GMC; HM8500; 1970-1966; V-6 379
 GMC; HM8500; 1971-1966; V-6 401
 GMC; HM8500; 1971-1966; V-6 432
 GMC; HM8500; 1971-1966; V-6 478
 GMC; JE9500; 1972-1966; V8-637
 GMC; JI9500; 1969-1968; DetrDsl 6-71
 GMC; JI9500; 1972-1966; DetrDsl 6-71N
 GMC; JJ7500; 1969-1967; GMC D637 Dsl
 GMC; JJ7500; 1969-1967; GMC DH637 Dsl
 GMC; JJ9500; 1969-1966; GMC D637 Dsl
 GMC; JJ9500; 1969-1966; GMC DH637 Dsl
 GMC; JM7500; 1970-1966; V-6 305
 GMC; JM7500; 1970-1966; V-6 351
 GMC; JM7500; 1970-1966; V-6 379
 GMC; JM7500; 1971-1966; V-6 401
 GMC; JM7500; 1971-1966; V-6 432
 GMC; JM7500; 1971-1966; V-6 478
 GMC; JM8500; 1971-1966; V-6 401
 GMC; JM8500; 1971-1966; V-6 432
 GMC; JM8500; 1971-1966; V-6 478
 GMC; JN7500; 1968-1966; DetrDsl 6V-53
 GMC; JN8500; 1968-1966; DetrDsl 6V-53
 GMC; M6500; 1978; V8-366
 GMC; M6500; 1978; V8-427
 GMC; M6500; 1978-1973; V8-454
 GMC; ME6500; 1977-1973; V8-427

71236 - Continued

GMC; ME6500; 1977-1970; V8-454
 GMC; ME9500; 1968-1966; V8-637
 GMC; MI9500; 1972-1966; DetrDsl 6-71N
 GMC; MM6500; 1974-1970; V-6 401
 GMC; MM6500; 1974-1970; V-6 432
 GMC; MM6500; 1974-1970; V-6 478
 GMC; P3500; 1979-1978; L6-292
 GMC; T6000; 1966-1963; V8-283
 GMC; T6000; 1973; V8-307
 GMC; T6000; 1966-1963; V8-327
 GMC; T6000; 1978-1973; V8-350
 GMC; T6000; 1978-1966; V8-366
 GMC; T6000; 1978-1966; V8-427
 GMC; T6000; 1969-1966; V8-454
 GMC; T6500; 1978; V8-366
 GMC; T6500; 1978; V8-427
 GMC; TE5500; 1968-1963; V8-283
 GMC; TE5500; 1968; V8-307
 GMC; TE5500; 1968-1963; V8-327
 GMC; TE5500; 1972-1970; V8-350
 GMC; TE5500; 1977-1966; V8-366
 GMC; TE5500; 1968-1966; V8-454
 GMC; TE6500; 1968-1966; V8-454
 GMC; TE9500; 1968; V8-637
 GMC; TG5500; 1975-1972; GMC D478 Dsl
 GMC; TG5500; 1969-1967; GMC D478 Dsl
 GMC; TG5500; 1975-1972; GMC DH478 Dsl
 GMC; TG5500; 1969-1967; GMC DH478 Dsl
 GMC; TG6000; 1975-1972; GMC D478 Dsl
 GMC; TG6000; 1969-1967; GMC D478 Dsl
 GMC; TG6000; 1975-1972; GMC DH478 Dsl
 GMC; TG6000; 1969-1967; GMC DH478 Dsl
 GMC; TG6500; 1974-1972; GMC D478 Dsl
 GMC; TG6500; 1974-1972; GMC DH478 Dsl
 GMC; TM5500; 1974-1970; V-6 305
 GMC; TM5500; 1974-1970; V-6 351
 GMC; TM5500; 1974-1970; V-6 379
 GMC; TM6000; 1974-1970; V-6 305
 GMC; TM6000; 1974-1970; V-6 351
 GMC; TM6000; 1974-1970; V-6 379
 GMC; TM6500; 1974-1970; V-6 305
 GMC; TM6500; 1974-1970; V-6 351
 GMC; TM6500; 1974-1970; V-6 379
 GMC; TM7500; 1968-1966; V-6 305
 GMC; TM7500; 1968-1966; V-6 351
 GMC; TM7500; 1968-1966; V-6 379
 GMC; TM7500; 1968-1966; V-6 401
 GMC; TM7500; 1968-1966; V-6 432
 GMC; TM7500; 1968-1966; V-6 478
 GMC; TM8500; 1968-1966; V-6 401
 GMC; TM8500; 1968-1966; V-6 432
 GMC; TM8500; 1968-1966; V-6 478
 GMC; TS5500; 1972-1963; L6-292
 GMC; TV7500; 1977-1966; DetrDsl 6V-53
 GMC; WE9500; 1972; V8-637
 GMC; WM7500; 1968-1966; V-6 401
 GMC; WM7500; 1968-1966; V-6 432
 GMC; WM7500; 1968-1966; V-6 478
 GMC; WM8500; 1968-1966; V-6 401
 GMC; WM8500; 1968-1966; V-6 432
 GMC; WM8500; 1968-1970; V-6 478
 GMC; WV7500; 1967-1966; DetrDsl 6V-53
 Chev; B7; 1973-1969; GM V8-350
 Chev; B7; 1973-1969; GM V8-366
 Chev; B7; 1973-1969; GM V8-427
 Chev; B7; 1973-1969; GM V8-454
 Chev; B60 B6P; 1973-1969; GM V8-350
 Chev; B60 B6P; 1973-1969; GM V8-366
 Chev; B60 B6P; 1973-1969; GM V8-427
 Chev; B60 B6P; 1973-1969; GM V8-454
 Chev; S40; 1977-1973; GM L6-230
 Chev; S40; 1977-1973; GM L6-250
 Chev; S40; 1978-1975; GM L6-292
 Chev; S40; 1978-1975; GM V8-350
 Chev; S40; 1978-1975; GM V8-366
 Chev; S50; 1978-1975; GM L6-292
 Chev; S50; 1978-1975; GM V8-350
 Chev; S50; 1978-1975; GM V8-366
 Chev; S60 B6P; 1978-1973; GM L6-292
 Chev; S60 B6P; 1978-1973; GM V-6 305
 Chev; S60 B6P; 1978-1973; GM V-6 351
 Chev; S60 B6P; 1978-1973; GM V-6 379
 Chev; S60 B6P; 1978-1969; GM V8-350

**SYSTEM
PUMP &
GEAR
IDENT.**

**SYSTEM &
COM-
PONENT
IDENT.**

**PASS.
CARS**

**LIGHT
TRUCKS**

**MEDIUM/
HEAVY
TRUCKS**

BUSES

**HOSE
NUMER-
ICAL**

**REPAIR
KITS**

**KIT
NUMER-
ICAL**

**ILLUST-
RATIONS**

Numerical Listing - Power Steering Hose Assemblies and End Fittings

**SYSTEM
PUMP &
GEAR
IDENT.**

71236 - Continued

Chev; S60 B6P; 1978-1969; GM V8-366
Chev; S65; 1978-1973; GM V-6 305
Chev; S65; 1978-1973; GM V-6 351
Chev; S65; 1978-1973; GM V-6 379
Chev; S65; 1978-1973; GM V-6 401
Chev; S65; 1978-1973; GM V-6 432
Chev; S65; 1978-1973; GM V-6 478
Chev; S65; 1978-1975; GM V8-366
GMC; B6000 B6P; 1979; V8-350
GMC; B6000 B6P; 1982-1979; V8-5.7
GMC; B6000 B6P; 1982-1979; V8-6.0
GMC; B6000 B6P; 1982-1979; V8-7.0
GMC; S5000; 1974-1973; L6-230
GMC; SE6000; 1978-1975; V8-307
GMC; SE6000; 1978-1975; V8-350
GMC; SE6000; 1978-1975; V8-366
GMC; SE6000; 1978-1975; V8-427
GMC; SE6000; 1978-1970; V8-454
GMC; SG5500; 1974-1970; GMC DH478 Dsl
GMC; SG6000; 1975-1970; GMC D478 Dsl
GMC; SG6000; 1975-1970; GMC DH478 Dsl
GMC; SM5500; 1975-1973; V-6 305
GMC; SM5500; 1975-1973; V-6 351
GMC; SM5500; 1975-1973; V-6 379
GMC; SM6500; 1975-1973; V-6 305
GMC; SM6500; 1975-1973; V-6 351
GMC; SM6500; 1975-1973; V-6 379
GMC; SS4500; 1977-1973; L6-230
GMC; SS4500; 1977-1973; L6-250
GMC; SS6000; 1978-1994; L6-292

**SYSTEM &
COM-
PONENT
IDENT.**

**PASS.
CARS**

**LIGHT
TRUCKS**

**MEDIUM/
HEAVY
TRUCKS**

BUSES

71239

Chev; G Van; 1984-1983; L6-4.1
GMC; G Van; 1984-1983; L6-4.1

71240

Chev; G Van; 1979; L6-250
Chev; G Van; 1979; V8-305
Chev; G Van; 1979; V8-350
Chev; G Van; 1979; V8-400
GMC; G Van; 1979; L6-250
GMC; G Van; 1979; V8-305
GMC; G Van; 1979; V8-350
GMC; G Van; 1979; V8-400

71241

Chev; Corvette; 1987-1984; V8-5.7

71242

Jeep; Cherokee; 1985-1984; L4-2.5
Jeep; Cherokee; 1986-1984; V6-2.8
Jeep; Comanche; 1986-1984; V6-2.8
Jeep; Wagoneer; 1986-1984; V6-2.8

71244

Ford; Bronco Compact; 1985-1984; V6-2.8
Ford; Bronco Compact; 1989-1984; V6-2.9
Ford; Ranger; 1989-1986; V6-2.9

71245

Chev; Caprice; 1985-1984; V8-5.0
Pont; Parisienne; 1985-1984; V8-5.0

71246

Chev; Caprice; 1985-1984; V8-5.0
Pont; Parisienne; 1985-1984; V8-5.0

71247

Ford; Tempo; 1984; L4-2.3
Merc; Topaz; 1984; L4-2.3

71248

Chev; P Van; 1995-1983; V6-4.3
GMC; P Van; 1995-1983; V6-4.3

**HOSE
NUMER-
ICAL**

**REPAIR
KITS**

**KIT
NUMER-
ICAL**

**ILLUST-
RATIONS**

71249

Chev; P Van; 1995-1980; V8-7.4
GMC; P Van; 1995-1980; V8-7.4

71250

Chev; P Van; 1995-1990; V6-4.3
Chev; P Van; 1995-1983; V8-5.7
GMC; P Van; 1995-1990; V6-4.3
GMC; P Van; 1995-1983; V8-5.7

71251

Chev; S Pickup; 1985-1983; L4-2.2 Dsl
GMC; S Pickup; 1985-1984; L4-2.2 Dsl

71252

Linc; Continental; 1985-1984; L6-2.4 Dsl

71253

Linc; Continental; 1985-1984; L6-2.4 Dsl

71255

Chev; G Van; 1985-1983; V8-6.2 Dsl
GMC; G Van; 1985-1983; V8-6.2 Dsl

71256

Chev; P Van; 1993-1990; V6-4.3
Chev; P Van; 1993-1983; V8-5.7
Chev; P Van; 1992-1991; V8-6.2 Dsl
GMC; P Van; 1993-1990; V6-4.3
GMC; P Van; 1993-1983; V8-5.7
GMC; P Van; 1992-1991; V8-6.2 Dsl

71257

Ford; F Pickup; 1987-1983; V8-7.5

71258

Buick; Century; 1985-1983; V6-3.0
Buick; Century; 1985-1984; V6-3.8
Olds; Cutlass Ciera; 1985-1983; V6-3.0
Olds; Cutlass Ciera; 1985-1984; V6-3.8

71260

Toy.; 4 Runner; 1985-1984; L4-2.4

71261

Toy.; Cressida; 1984-1983; L6-2.8

71262

Ford; Country Sedan; 1972; V8-302
Ford; Country Sedan; 1972; V8-351
Ford; Country Sedan; 1972; V8-400
Ford; Country Sedan; 1972; V8-429
Ford; Country Squire; 1972; V8-302
Ford; Country Squire; 1972; V8-351
Ford; Country Squire; 1972; V8-400
Ford; Country Squire; 1972; V8-429
Ford; Custom; 1972; V8-302
Ford; Custom; 1972; V8-351
Ford; Custom; 1972; V8-400
Ford; Custom; 1972; V8-429
Ford; Custom 500; 1972; V8-302
Ford; Custom 500; 1972; V8-351
Ford; Custom 500; 1972; V8-400
Ford; Custom 500; 1972; V8-429
Ford; Elite; 1976-1975; V8-351
Ford; Galaxie 500; 1972; V8-302
Ford; Galaxie 500; 1972; V8-351
Ford; Galaxie 500; 1972; V8-400
Ford; Galaxie 500; 1972; V8-429
Ford; Gran Torino; 1972; V8-302
Ford; Gran Torino; 1976-1975; V8-351
Ford; Gran Torino; 1972; V8-351
Ford; Gran Torino; 1976-1975; V8-400
Ford; Gran Torino; 1972; V8-400

71262 - Continued

Ford; Gran Torino; 1976-1972; V8-460
Ford; Ltd; 1972; V8-351
Ford; Ltd; 1972; V8-400
Ford; Ltd; 1972; V8-429
Ford; Ranch Wagon; 1972; V8-302
Ford; Ranch Wagon; 1972; V8-351
Ford; Ranch Wagon; 1972; V8-400
Ford; Ranch Wagon; 1972; V8-429
Ford; Rancho; 1972; V8-302
Ford; Rancho; 1976-1975; V8-351
Ford; Rancho; 1972; V8-351
Ford; Rancho; 1976-1975; V8-400
Ford; Rancho; 1972; V8-400
Ford; Rancho; 1976-1974; V8-460
Ford; Thunderbird; 1972; V8-400
Ford; Thunderbird; 1972; V8-429
Ford; Thunderbird; 1972; V8-460
Ford; Torino; 1972; V8-302
Ford; Torino; 1976-1975; V8-351
Ford; Torino; 1972; V8-351
Ford; Torino; 1976-1975; V8-400
Ford; Torino; 1972; V8-400
Ford; Torino; 1976-1973; V8-460
Merc; Colony Park; 1972; V8-400
Merc; Colony Park; 1972; V8-429
Merc; Cougar; 1976-1974; V8-351
Merc; Cougar; 1976-1974; V8-400
Merc; Cougar; 1976-1974; V8-460
Merc; Marquis; 1972; V8-400
Merc; Marquis; 1972; V8-429
Merc; Montego; 1972; V8-302
Merc; Montego; 1976-1975; V8-351
Merc; Montego; 1972; V8-351
Merc; Montego; 1976-1975; V8-400
Merc; Montego; 1972; V8-400
Merc; Montego; 1976-1972; V8-460
Merc; Monterey; 1972; V8-400
Merc; Monterey; 1972; V8-429

71263

Ford; Thunderbird; 1972; V8-400
Ford; Thunderbird; 1976-1972; V8-460
Linc; Continental; 1974-1972; V8-460
Linc; Mark IV; 1974-1972; V8-460

71265

Chev; G Van; 1986-1985; V8-5.0
GMC; G Van; 1986-1985; V8-5.0

71266

Chev; G Van; 1985; V8-5.7
GMC; G Van; 1985; V8-5.7

71267

Buick; Skylark; 1986; V6-3.0
Buick; Somerset; 1986-1985; V6-3.0
Olds; Calais; 1986-1985; V6-3.0
Pont; Grand Am; 1986-1985; V6-3.0

71268

Chev; G Van; 1986-1985; V6-4.3
GMC; G Van; 1986-1985; V6-4.3

71269

Buick; Skylark; 1986; L4-2.5
Buick; Somerset; 1986-1985; L4-2.5
Olds; Calais; 1986-1985; L4-2.5
Pont; Grand Am; 1986-1985; L4-2.5

71270

Chev; C&K Pickup; 1986-1985; V6-4.3
GMC; C&K Pickup; 1986-1985; V6-4.3

71271

Buick; Skyhawk; 1988-1987; L4-2.0

Numerical Listing - Power Steering Hose Assemblies and End Fittings

71271 - Continued	71287	71296 - Continued
Buick; Somerset; 1987; V6-3.0 Cad; Cimarron; 1986-1985; V6-2.8 Chev; Cavalier; 1986-1985; V6-2.8 Olds; Calais; 1987-1988; V6-3.0 Olds; Firenza; 1988-1985; L4-2.0 Pont; Grand Am; 1988-1987; L4-2.0 Pont; Grand Am; 1987; V6-3.0	Volvo; 240; 1990-1985; L4-2.3	Mits; Pickup; 1989-1983; L4-2.6 Mits; Starion; 1989-1983; L4-2.6 Mits; Tredia; 1988-1983; L4-1.8 Mits; Tredia; 1988-1984; L4-2.0 Mits; Van; 1990-1987; L4-2.4 Niss; Stanza; 1986-1982; L4-2.0 Peug; 505; 1987-1982; L4-2.0 Peug; 505; 1980; L4-2.0 Peug; 505; 1990-1987; L4-2.2 Peug; 505; 1989-1987; V6-2.8 Ply; Arrow Pickup; 1982-1980; L4-2.0 Ply; Arrow Pickup; 1982-1980; L4-2.6 Ply; Colt; 1989-1985; L4-1.5 Ply; Colt; 1989-1985; L4-1.6 Ply; Colt; 1991-1984; L4-2.0 Toy.; Corolla; 1987-1984; L4-1.6 Chev; Bison; 1980-1979; Cat 3406 Dsl Chev; Bruin; 1979-1980; GM V8-427 Chev; C70; 1980-1979; Cat 3208 Dsl Chev; C70; 1979-1980; GM V8-366 Chev; H70; 1977-1973; DetrDsl 6V-53 Chev; HE90; 1971; GM V8-637 Chev; HJ70; 1971-1970; GM D637 Dsl Chev; HV70; 1972-1970; DetrDsl 6V-53 Chev; J70; 1977-1973; DetrDsl 6V-53 Chev; J80; 1977-1973; DetrDsl 6V-53 Chev; JE90; 1971; GM V8-637 Chev; JJ70; 1971-1970; GM D637 Dsl Chev; JV70; 1972-1970; DetrDsl 6V-53 Chev; JV80; 1972-1970; DetrDsl 6V-53 Chev; Titan; 1980-1979; Cat 3406 Dsl GMC; Astro; 1980-1979; Cat 3406 Dsl GMC; Astro; 1981-1979; DetrDsl 6-71 GMC; Astro; 1983-1979; DetrDsl 6V-92 GMC; Astro; 1983-1979; DetrDsl 8V-71 GMC; Astro; 1983-1979; DetrDsl 8V-92 GMC; Brigadier; 1983-1979; DetrDsl 6-71 GMC; Brigadier; 1983-1979; DetrDsl 6V-53 GMC; Brigadier; 1983-1979; DetrDsl 6V-92 GMC; Brigadier; 1981-1979; DetrDsl 8V-71 GMC; Brigadier; 1979-1980; V8-427 GMC; CE9500; 1972-1966; V8-637 GMC; CH9500; 1970-1966; DetrDsl 8V-71 GMC; CI9500; 1971-1966; DetrDsl 6-71N GMC; DE9500; 1972-1966; V8-637 GMC; FE9500; 1972-1966; V8-637 GMC; General; 1983-1979; DetrDsl 6-71 GMC; General; 1983-1979; DetrDsl 6V-92 GMC; General; 1983-1979; DetrDsl 8V-71 GMC; General; 1983-1979; DetrDsl 8V-92 GMC; HE9500; 1972-1966; V8-637 GMC; HI9500; 1966; DetrDsl 6-71 GMC; HI9500; 1972-1966; DetrDsl 6-71N GMC; HJ7500; 1969-1967; GMC D637 Dsl GMC; HJ7500; 1969-1967; GMC DH637 Dsl GMC; HJ9500; 1969-1966; GMC D637 Dsl GMC; HJ9500; 1969-1966; GMC DH637 Dsl GMC; HM7500; 1971-1966; V-6 305 GMC; HM7500; 1971-1966; V-6 351 GMC; HM7500; 1971-1966; V-6 379 GMC; HM7500; 1971-1966; V-6 401 GMC; HM7500; 1971-1966; V-6 432 GMC; HM7500; 1971-1966; V-6 478 GMC; HM8500; 1970-1966; V-6 305 GMC; HM8500; 1970-1966; V-6 351 GMC; HM8500; 1970-1966; V-6 379 GMC; HM8500; 1971-1966; V-6 401 GMC; HM8500; 1971-1966; V-6 432 GMC; HM8500; 1971-1966; V-6 478 GMC; JE9500; 1972-1966; V8-637 GMC; JI9500; 1969-1968; DetrDsl 6-71 GMC; JI9500; 1972-1966; DetrDsl 6-71N GMC; JJ7500; 1969-1967; GMC D637 Dsl GMC; JJ7500; 1969-1967; GMC DH637 Dsl GMC; JJ9500; 1969-1966; GMC D637 Dsl GMC; JJ9500; 1969-1966; GMC DH637 Dsl GMC; JM7500; 1970-1966; V-6 305 GMC; JM7500; 1970-1966; V-6 351 GMC; JM7500; 1970-1966; V-6 379 GMC; JM7500; 1971-1966; V-6 401 GMC; JM7500; 1971-1966; V-6 432 GMC; JM7500; 1971-1966; V-6 478
71272	71289	
Chev; Camaro; 1985; V6-2.8 Pont; Firebird; 1985; V6-2.8	Niss; Stanza; 1985-1982; L4-2.0	
71273	71290	
Buick; Skyhawk; 1986-1985; L4-2.0 Cad; Cimarron; 1986-1985; L4-2.0 Chev; Cavalier; 1987-1985; L4-2.0 Olds; Firenza; 1986-1985; L4-2.0 Pont; Sunbird; 1986-1985; L4-2.0	Niss; Maxima; 1988-1985; V6-3.0	
71274	71291	
Chev; Astro; 1986-1985; L4-2.5 GMC; Safari; 1986-1985; L4-2.5	Ford; Bronco Compact; 1990; V6-2.9 Ford; Ranger; 1988-1984; L4-2.0 Ford; Ranger; 1991-1984; L4-2.3 Ford; Ranger; 1992-1991; V6-2.9	
71275	71292	
Chev; Camaro; 1987-1985; V6-2.8 Pont; Firebird; 1987-1985; V6-2.8	Toy.; Camry; 1984; L4-1.8 Dsl Toy.; Camry; 1986-1983; L4-2.0	
71276	71294	
Ford; Escort; 1986-1984; L4-2.0 Dsl Ford; Tempo; 1986-1984; L4-2.0 Dsl Ford; Tempo; 1988-1985; L4-2.3 Merc; Lynx; 1986-1984; L4-2.0 Dsl Merc; Topaz; 1986-1984; L4-2.0 Dsl Merc; Topaz; 1988-1984; L4-2.3	Mazda; RX-7; 1985-1984; 2-Rotor 1.1	
71277	71295	
Ford; Bronco Compact; 1985; L4-2.3 Dsl Ford; Ranger; 1987-1985; L4-2.3 Dsl	Mazda; 626; 1987-1983; L4-2.0	
71278	71296	
Jeep; Cherokee; 1986; L4-2.1 Dsl Jeep; Wagoneer; 1986-1985; L4-2.1 Dsl	Acura; Integra; 1989-1986; L4-1.6 Acura; Legend; 1990-1987; V6-2.7 BMW; 318i; 1991; L4-1.8 BMW; 318i; 1985-1984; L4-1.8 BMW; 325; 1988-1984; L6-2.7 BMW; 528E; 1988-1982; L6-2.7 BMW; 633CSI; 1984-1978; L6-3.2 BMW; 635CSI; 1987-1978; L6-3.5 BMW; 735i; 1987-1985; L6-3.5 Chev; Spectrum; 1988-1985; L4-1.5 Chry; Conquest; 1989-1987; L4-2.6 Dodge; Colt; 1989-1985; L4-1.5 Dodge; Colt; 1989-1985; L4-1.6 Dodge; Colt; 1991-1986; L4-2.0 Dodge; Conquest; 1986-1984; L4-2.6 Dodge; D50 Pickup; 1980-1979; L4-2.0 Dodge; Ram 50 Pickup; 1989-1981; L4-2.0 Dodge; Ram 50 Pickup; 1985-1983; L4-2.3 Dsl Dodge; Ram 50 Pickup; 1989-1981; L4-2.6 Eagle; Medallion; 1989; L4-2.2 Eagle; Summit; 1989; L4-1.6 Eagle; Vista; 1989; L4-1.5 (Canada) Eagle; Vista; 1989; L4-1.6 (Canada) Ford; F Pickup; 1995-1990; V8-7.3 Dsl Ford; F Pickup; 1995-1990; V8-7.5 Honda; Accord; 1989-1985; L4-2.0 Honda; Civic; 1987-1985; L4-1.5 Honda; Passport; 1995-1994; L4-2.6 Isuzu; Amigo; 1993-1989; L4-2.3 Isuzu; Amigo; 1994-1989; L4-2.6 Isuzu; I-Mark; 1989-1985; L4-1.5 Isuzu; I-Mark; 1989; L4-1.6 Isuzu; I-Mark; 1985; L4-1.8 Isuzu; Impulse; 1992-1990; L4-1.6 Isuzu; Impulse; 1987-1985; L4-1.9 Isuzu; Pickup; 1995-1988; L4-2.3 Isuzu; Pickup; 1995-1988; L4-2.6 Isuzu; Rodeo; 1995-1993; L4-2.6 Isuzu; Stylus; 1993-1991; L4-1.6 Isuzu; Trooper; 1991-1990; L4-2.6 Isuzu; Trooper II; 1987-1986; L4-2.3 Isuzu; Trooper II; 1989-1988; L4-2.6 Mits; Cordia; 1988-1983; L4-1.8 Mits; Cordia; 1988-1984; L4-2.0 Mits; Galant; 1993-1989; L4-2.0 Mits; Galant; 1987-1985; L4-2.4 Mits; Mirage; 1992-1985; L4-1.5 Mits; Mirage; 1992-1991; L4-1.6 Mits; Mirage; 1989-1985; L4-1.6 Mits; Pickup; 1989-1983; L4-2.0 Mits; Pickup; 1985-1983; L4-2.3 Dsl	
71279		
Ford; Ranger; 1988-1985; L4-2.0 Ford; Ranger; 1989-1985; L4-2.3		
71280		
VW; Corrado; 1992-1990; L4-1.8 VW; Corrado; 1994-1992; V6-2.8 VW; Golf; 1987-1985; L4-1.6 Dsl VW; Golf; 1992-1988; L4-1.6 Dsl (Canada) VW; Golf; 1992-1985; L4-1.8 VW; Golf; 1992-1990; L4-2.0 VW; Jetta; 1992-1989; L4-1.6 Dsl VW; Jetta; 1986-1985; L4-1.6 Dsl VW; Jetta; 1988-1987; L4-1.6 Dsl (Canada) VW; Jetta; 1992-1985; L4-1.8 VW; Jetta; 1992-1990; L4-2.0		
71284		
Volvo; 760; 1990-1983; V6-2.8 Volvo; 780; 1990-1987; V6-2.8		
71285		
Volvo; 740; 1987-1985; L4-2.3 Volvo; 760; 1987-1985; L4-2.3		
71286		
Volvo; 760; 1984; L4-2.3		

SYSTEM PUMP & GEAR IDENT.
SYSTEM & COM- PONENT IDENT.
PASS. CARS
LIGHT TRUCKS
MEDIUM/ HEAVY TRUCKS
BUSES
HOSE NUMER- ICAL
REPAIR KITS
KIT NUMER- ICAL
ILLUST- RATIONS

Numerical Listing - Power Steering Hose Assemblies and End Fittings

SYSTEM PUMP & GEAR IDENT.

SYSTEM & COMPONENT IDENT.

PASS. CARS

LIGHT TRUCKS

MEDIUM/HEAVY TRUCKS

BUSES

HOSE NUMERICAL

REPAIR KITS

KIT NUMERICAL

ILLUSTRATIONS

71296 - Continued

GMC; JM8500; 1971-1966; V-6 401
 GMC; JM8500; 1971-1966; V-6 432
 GMC; JM8500; 1971-1966; V-6 478
 GMC; JN7500; 1968-1966; DetrDsl 6V-53
 GMC; JN8500; 1968-1967; DetrDsl 6V-53
 GMC; JV7500; 1977-1966; DetrDsl 6V-53
 GMC; ME9500; 1972-1970; V8-637
 GMC; ME9500; 1968-1966; V8-637
 GMC; MI9500; 1972-1966; DetrDsl 6-71N
 GMC; TE9500; 1968; V8-637
 GMC; TM7500; 1968-1966; V-6 305
 GMC; TM7500; 1968-1966; V-6 351
 GMC; TM7500; 1968-1966; V-6 379
 GMC; TM7500; 1968-1966; V-6 401
 GMC; TM7500; 1968-1966; V-6 432
 GMC; TM7500; 1968-1966; V-6 478
 GMC; TM8500; 1968-1966; V-6 401
 GMC; TM8500; 1968-1966; V-6 432
 GMC; TM8500; 1968-1966; V-6 478
 GMC; WE9500; 1972; V8-637
 GMC; WM7500; 1968-1966; V-6 401
 GMC; WM7500; 1968-1966; V-6 432
 GMC; WM7500; 1968-1966; V-6 478
 GMC; WM8500; 1968-1966; V-6 401
 GMC; WM8500; 1968-1966; V-6 432
 GMC; WM8500; 1968-1970; V-6 478
 GMC; WV7500; 1967-1966; DetrDsl 6V-53

71297

Chev; Blazer; 1982; V8-6.2 Dsl
 Chev; Blazer Full Size; 1988-1983; V8-6.2 Dsl
 Chev; C&K Pickup; 1986-1982; V8-6.2 Dsl
 Chev; C&K Pickup; 1986-1969; V8-7.4
 Chev; P Van; 1989-1985; V8-6.2 Dsl
 Chev; P Van; 1989-1985; V8-7.4
 Chev; R&V Pickup; 1989-1987; V8-7.4
 Chev; Suburban; 1988-1982; V8-6.2 Dsl
 Chev; Suburban; 1989-1980; V8-7.4
 GMC; C&K Pickup; 1986-1982; V8-6.2 Dsl
 GMC; C&K Pickup; 1986-1980; V8-7.4
 GMC; Jimmy; 1982; V8-6.2 Dsl
 GMC; Jimmy Full Size; 1988-1983; V8-6.2 Dsl
 GMC; P Van; 1989-1985; V8-6.2 Dsl
 GMC; P Van; 1989-1985; V8-7.4
 GMC; R&V Pickup; 1988-1987; V8-6.2 Dsl
 GMC; R&V Pickup; 1989-1987; V8-7.4
 GMC; Suburban; 1988-1982; V8-6.2 Dsl
 GMC; Suburban; 1989-1980; V8-7.4
 Chev; Bison; 1980-1979; Cat 3406 Dsl
 Chev; Bruin; 1980-1979; Cat 3208 Dsl
 Chev; Bruin; 1979-1980; GM V8-427
 Chev; C40; 1962-1960; GM L6-235
 Chev; C40; 1972-1969; GM L6-250
 Chev; C40; 1962-1960; GM L6-261
 Chev; C40; 1962-1960; GM V8-283
 Chev; C40; 1972-1969; GM V8-307
 Chev; C40; 1962; GM V8-327
 Chev; C40; 1972-1969; GM V8-350
 Chev; C50; 1967-1960; GM L6-230
 Chev; C50; 1978-1960; GM L6-250
 Chev; C50; 1982-1960; GM L6-4.8
 Chev; C50; 1973-1970; GM V8-307
 Chev; C50; 1968; GM V8-307
 Chev; C50; 1968-1962; GM V8-327
 Chev; C50; 1979-1969; GM V8-350
 Chev; C50; 1989-1980; GM V8-5.7
 Chev; C50; 1978-1966; GM V8-366
 Chev; C50; 1978-1969; GM V8-427
 Chev; C50; 1966; GM V8-427
 Chev; C50; 1978-1960; GM V8-454
 Chev; C60; 1962-1960; GM L6-261
 Chev; C60; 1982-1979; GM L6-4.8
 Chev; C60; 1973; GM V-6 432
 Chev; C60; 1973; GM V-6 478
 Chev; C60; 1968-1960; GM V8-283
 Chev; C60; 1973-1970; GM V8-307
 Chev; C60; 1968; GM V8-307
 Chev; C60; 1968-1962; GM V8-327
 Chev; C60; 1965-1960; GM V8-348
 Chev; C60; 1979-1969; GM V8-350
 Chev; C60; 1988-1966; GM V8-5.7

71297 - Continued

Chev; C60; 1988-1980; GM V8-6.0
 Chev; C60; 1965-1960; GM V8-409
 Chev; C60; 1979-1969; GM V8-427
 Chev; C60; 1966; GM V8-427
 Chev; C60; 1979-1973; GM V8-454
 Chev; C70; 1980-1979; Cat 3208 Dsl
 Chev; C70; 1979-1980; GM V8-366
 Chev; CD50; 1970-1967; DetrDsl 4-53
 Chev; CD60; 1970-1967; DetrDsl 4-53
 Chev; CE40; 1962-1960; GM V8-283
 Chev; CE40; 1972-1970; GM V8-307
 Chev; CE40; 1962; GM V8-327
 Chev; CE40; 1972-1960; GM V8-350
 Chev; CE50; 1972-1970; GM V8-307
 Chev; CE50; 1968; GM V8-307
 Chev; CE50; 1968-1962; GM V8-327
 Chev; CE50; 1972-1960; GM V8-350
 Chev; CE60; 1972-1970; GM V8-307
 Chev; CE60; 1968; GM V8-307
 Chev; CE60; 1968-1962; GM V8-327
 Chev; CE60; 1972-1969; GM V8-350
 Chev; CE60; 1975; GM V8-427
 Chev; CG50; 1969-1968; GM D478 Dsl
 Chev; CM60; 1972-1970; GM V-6 401
 Chev; CM60; 1972-1970; GM V-6 432
 Chev; CM60; 1972-1970; GM V-6 478
 Chev; D50; 1966-1965; DetrDsl 4-53
 Chev; H70; 1977-1973; DetrDsl 6V-53
 Chev; HE90; 1971; GM V8-637
 Chev; HJ70; 1971-1970; GM D637 Dsl
 Chev; HV70; 1972-1970; DetrDsl 6V-53
 Chev; J70; 1977-1973; DetrDsl 6V-53
 Chev; J80; 1977-1973; DetrDsl 6V-53
 Chev; JE90; 1971; GM V8-637
 Chev; JJ70; 1971-1970; GM D637 Dsl
 Chev; JV70; 1972-1970; DetrDsl 6V-53
 Chev; JV80; 1972-1970; DetrDsl 6V-53
 Chev; M65; 1978-1973; GM V8-366
 Chev; M65; 1978-1973; GM V8-427
 Chev; M65; 1978-1973; GM V8-454
 Chev; MB60; 1969; GM D478 Dsl
 Chev; MB60; 1969; GM DH478 Dsl
 Chev; P40; 1967; GM L6-292
 Chev; P50; 1967-1987; GM L6-292
 Chev; T60; 1976; GM V8-454
 Chev; TD50; 1969; DetrDsl 4-53
 Chev; TD60; 1969; DetrDsl 4-53
 Chev; Titan; 1980; Cat 3406 Dsl
 Chev; TM65; 1972-1971; GM V-6 305
 Chev; W6; 1980; GM V8-6.0
 Chev; W7; 1980; GM V8-6.0
 Chev; W7; 1980; GM V8-7.0
 Ford; C500; 1975-1971; L6-240
 Ford; C500; 1975-1971; L6-300
 Ford; C550; 1975-1971; L6-240
 Ford; C550; 1975-1971; L6-300
 Ford; C600; 1975-1971; L6-240
 Ford; C600; 1975-1971; L6-300
 Ford; C; 1970-1961; L6-240
 Ford; C; 1970-1965; L6-300
 Ford; F500; 1979-1973; L6-240
 Ford; F500; 1979-1973; L6-300
 Ford; F600; 1979-1973; L6-240
 Ford; F600; 1979-1973; L6-300
 GMC; Astro; 1980-1979; Cat 3406 Dsl
 GMC; Astro; 1981-1979; DetrDsl 6-71
 GMC; Astro; 1983-1979; DetrDsl 6V-92
 GMC; Astro; 1983-1979; DetrDsl 8V-71
 GMC; Astro; 1983-1979; DetrDsl 8V-92
 GMC; Brigadier; 1983-1979; DetrDsl 6-71
 GMC; Brigadier; 1983-1979; DetrDsl 6V-53
 GMC; Brigadier; 1983-1979; DetrDsl 6V-92
 GMC; Brigadier; 1981-1979; DetrDsl 8V-71
 GMC; Brigadier; 1979-1980; V8-427
 GMC; C5000; 1982-1980; L6-4.8
 GMC; C5000; 1988-1979; V8-5.7
 GMC; C5000 C5D; 1979; V8-350
 GMC; C6000; 1988-1980; DetrDsl V8-8.2
 GMC; C6000; 1988-1980; V8-5.7
 GMC; C6000; 1988-1979; V8-6.0
 GMC; C6000 C6D; 1979; V8-350
 GMC; C6000 C6D; 1979; V8-366

71297 - Continued

GMC; C6000 C6D; 1979; V8-427
 GMC; C6000 C6D; 1979; V8-454
 GMC; C7000; 1988-1985; DetrDsl V8-8.2
 GMC; C7000; 1983-1981; DetrDsl V8-8.2
 GMC; C7000; 1988-1980; V8-6.0
 GMC; C7000; 1988-1979; V8-7.0
 GMC; C7000 C7D; 1979; V8-427
 GMC; C7000 C7D; 1979; V8-454
 GMC; CD6500; 1977; DetrDsl 4-53
 GMC; CE4500; 1968-1967; V8-283
 GMC; CE4500; 1962-1960; V8-283
 GMC; CE4500; 1972-1970; V8-307
 GMC; CE4500; 1968; V8-307
 GMC; CE4500; 1968-1967; V8-327
 GMC; CE4500; 1962; V8-327
 GMC; CE4500; 1972-1964; V8-350
 GMC; CE5000; 1962-1960; V8-283
 GMC; CE5000; 1977; V8-305
 GMC; CE5000; 1973-1970; V8-307
 GMC; CE5000; 1968-1964; V8-307
 GMC; CE5000; 1962-1960; V8-307
 GMC; CE5000; 1968-1964; V8-327
 GMC; CE5000; 1962; V8-327
 GMC; CE5000; 1977-1975; V8-350
 GMC; CE5000; 1973-1968; V8-350
 GMC; CE5500; 1972-1970; V8-307
 GMC; CE5500; 1972-1969; V8-350
 GMC; CE5500; 1972-1966; V8-366
 GMC; CE5500; 1972-1966; V8-427
 GMC; CE5500; 1968-1966; V8-454
 GMC; CE6000; 1968-1964; V8-283
 GMC; CE6000; 1962-1960; V8-283
 GMC; CE6000; 1973-1970; V8-307
 GMC; CE6000; 1968-1964; V8-307
 GMC; CE6000; 1962-1960; V8-307
 GMC; CE6000; 1968-1964; V8-327
 GMC; CE6000; 1962-1960; V8-327
 GMC; CE6000; 1977-1969; V8-350
 GMC; CE6000; 1977-1967; V8-366
 GMC; CE6000; 1977-1967; V8-427
 GMC; CE6000; 1977-1973; V8-454
 GMC; CE6000; 1968-1967; V8-454
 GMC; CE6500; 1977-1973; V8-366
 GMC; CE6500; 1977-1973; V8-427
 GMC; CE6500; 1977-1966; V8-454
 GMC; CG5500; 1972-1970; GMC D478 Dsl
 GMC; CG5500; 1972-1970; GMC DH478 Dsl
 GMC; CG6000; 1975-1973; GMC D478 Dsl
 GMC; CG6000; 1975-1973; GMC DH478 Dsl
 GMC; CH9500; 1970-1966; DetrDsl 8V-71
 GMC; CI9500; 1971-1966; DetrDsl 6-71N
 GMC; CM5500; 1974-1970; V-6 305
 GMC; CM5500; 1974-1970; V-6 351
 GMC; CM5500; 1974-1970; V-6 379
 GMC; CM6500; 1974-1970; V-6 305
 GMC; CM6500; 1974-1970; V-6 351
 GMC; CM6500; 1974-1970; V-6 379
 GMC; CM6500; 1974-1970; V-6 401
 GMC; CM6500; 1974-1970; V-6 432
 GMC; CM6500; 1974-1970; V-6 478
 GMC; CS4500; 1976-1967; L6-230
 GMC; CS4500; 1976-1967; L6-250
 GMC; CS5000; 1977-1967; L6-292
 GMC; CS5500; 1977-1964; L6-230
 GMC; CS5500; 1977-1964; L6-250
 GMC; CS6000; 1977-1967; L6-292
 GMC; DE9500; 1972-1967; V8-637
 GMC; EG5500; 1969-1967; GMC D478 Dsl
 GMC; EG5500; 1969-1967; GMC DH478 Dsl
 GMC; EG6500; 1969-1967; GMC D478 Dsl
 GMC; EG6500; 1969-1967; GMC DH478 Dsl
 GMC; EM4500; 1969-1967; V-6 305
 GMC; EM4500; 1969-1967; V-6 351
 GMC; EM4500; 1969-1967; V-6 379
 GMC; EM5500; 1969-1967; V-6 305
 GMC; EM5500; 1969-1967; V-6 351
 GMC; EM5500; 1969-1967; V-6 379
 GMC; EM6500; 1969-1967; V-6 305
 GMC; EM6500; 1969-1967; V-6 351
 GMC; ES4500; 1969-1967; L6-230
 GMC; ES4500; 1969-1967; L6-250

Numerical Listing - Power Steering Hose Assemblies and End Fittings

71297 - Continued

GMC; FE9500; 1972-1966; V8-637
 GMC; General; 1983-1979; DetrDsl 6-71
 GMC; General; 1983-1979; DetrDsl 6V-92
 GMC; General; 1983-1979; DetrDsl 8V-71
 GMC; General; 1983-1979; DetrDsl 8V-92
 GMC; HE9500; 1972-1966; V8-637
 GMC; HI9500; 1966; DetrDsl 6-71
 GMC; HI9500; 1972-1966; DetrDsl 6-71N
 GMC; HJ7500; 1969-1967; GMC D637 Dsl
 GMC; HJ7500; 1969-1967; GMC DH637 Dsl
 GMC; HJ9500; 1969-1966; GMC D637 Dsl
 GMC; HJ9500; 1969-1966; GMC DH637 Dsl
 GMC; HM7500; 1971-1966; V-6 305
 GMC; HM7500; 1971-1966; V-6 351
 GMC; HM7500; 1971-1966; V-6 379
 GMC; HM7500; 1971-1966; V-6 401
 GMC; HM7500; 1971-1966; V-6 432
 GMC; HM7500; 1971-1966; V-6 478
 GMC; HM8500; 1970-1966; V-6 305
 GMC; HM8500; 1970-1966; V-6 351
 GMC; HM8500; 1970-1966; V-6 379
 GMC; HM8500; 1971-1966; V-6 401
 GMC; HM8500; 1971-1966; V-6 432
 GMC; HM8500; 1971-1966; V-6 478
 GMC; JE9500; 1972-1966; V8-637
 GMC; JI9500; 1969-1968; DetrDsl 6-71
 GMC; JI9500; 1972-1966; DetrDsl 6-71N
 GMC; JJ7500; 1969-1967; GMC D637 Dsl
 GMC; JJ7500; 1969-1967; GMC DH637 Dsl
 GMC; JJ9500; 1969-1966; GMC D637 Dsl
 GMC; JJ9500; 1969-1966; GMC DH637 Dsl
 GMC; JM7500; 1970-1966; V-6 305
 GMC; JM7500; 1970-1966; V-6 351
 GMC; JM7500; 1970-1966; V-6 379
 GMC; JM7500; 1971-1966; V-6 401
 GMC; JM7500; 1971-1966; V-6 432
 GMC; JM7500; 1971-1966; V-6 478
 GMC; JM8500; 1971-1966; V-6 401
 GMC; JM8500; 1971-1966; V-6 432
 GMC; JM8500; 1971-1966; V-6 478
 GMC; JN7500; 1968-1966; DetrDsl 6V-53
 GMC; JN8500; 1968-1967; DetrDsl 6V-53
 GMC; JV7500; 1977-1966; DetrDsl 6V-53
 GMC; M6500; 1978; V8-366
 GMC; M6500; 1978; V8-427
 GMC; M6500; 1978-1973; V8-454
 GMC; ME6500; 1977-1973; V8-427
 GMC; ME6500; 1977-1970; V8-454
 GMC; ME9500; 1968-1966; V8-637
 GMC; MI9500; 1972-1966; DetrDsl 6-71N
 GMC; MM6500; 1974-1970; V-6 401
 GMC; MM6500; 1974-1970; V-6 432
 GMC; MM6500; 1974-1970; V-6 478
 GMC; TE9500; 1968; V8-637
 GMC; TM7500; 1968-1966; V-6 305
 GMC; TM7500; 1968-1966; V-6 351
 GMC; TM7500; 1968-1966; V-6 379
 GMC; TM7500; 1968-1966; V-6 401
 GMC; TM7500; 1968-1966; V-6 432
 GMC; TM7500; 1968-1966; V-6 478
 GMC; TM8500; 1968-1966; V-6 401
 GMC; TM8500; 1968-1966; V-6 432
 GMC; TM8500; 1968-1966; V-6 478
 GMC; TS5500; 1972-1970; L6-292
 GMC; TS5500; 1967-1969; L6-292
 GMC; WE9500; 1972; V8-637
 GMC; WM7500; 1968-1966; V-6 401
 GMC; WM7500; 1968-1966; V-6 432
 GMC; WM7500; 1968-1966; V-6 478
 GMC; WM8500; 1968-1966; V-6 401
 GMC; WM8500; 1968-1966; V-6 432
 GMC; WM8500; 1968-1970; V-6 478
 GMC; WV7500; 1967-1966; DetrDsl 6V-53
 Chev; S40; 1977-1973; GM L6-230
 Chev; S40; 1977-1973; GM L6-250
 Chev; S40; 1978-1975; GM L6-292
 Chev; S40; 1978-1975; GM V8-350
 Chev; S50; 1978-1975; GM L6-292
 Chev; S50; 1978-1975; GM V8-350
 Chev; S50; 1978-1975; GM V8-366
 Chev; S60 B6P; 1978-1973; GM L6-292
 Chev; S60 B6P; 1978-1973; GM V-6 305

71297 - Continued

Chev; S60 B6P; 1978-1973; GM V-6 351
 Chev; S60 B6P; 1978-1973; GM V-6 379
 Chev; S60 B6P; 1978-1973; GM V8-350
 Chev; S60 B6P; 1978-1973; GM V8-366
 Chev; S65; 1978-1973; GM V-6 305
 Chev; S65; 1978-1973; GM V-6 351
 Chev; S65; 1978-1973; GM V-6 379
 Chev; S65; 1978-1973; GM V-6 401
 Chev; S65; 1978-1973; GM V-6 432
 Chev; S65; 1978-1973; GM V-6 478
 Chev; S65; 1978-1975; GM V8-366
 Ford; B500; 1979-1973; L6-240
 Ford; B500; 1979-1973; L6-300
 Ford; B600; 1979-1973; L6-240
 Ford; B600; 1979-1973; L6-300
 GMC; B6000 B6P; 1979; V8-350
 GMC; B6000 B6P; 1982-1979; V8-5.7
 GMC; B6000 B6P; 1982-1979; V8-6.0
 GMC; B6000 B6P; 1982-1979; V8-7.0
 GMC; S5000; 1974-1973; L6-230
 GMC; SE6000; 1978-1975; V8-307
 GMC; SE6000; 1978-1975; V8-350
 GMC; SE6000; 1978-1975; V8-366
 GMC; SE6000; 1978-1975; V8-427
 GMC; SE6000; 1978-1970; V8-454
 GMC; SG5500; 1974-1970; GMC DH478 Dsl
 GMC; SG6000; 1975-1970; GMC D478 Dsl
 GMC; SG6000; 1975-1970; GMC DH478 Dsl
 GMC; SM5500; 1975-1973; V-6 305
 GMC; SM5500; 1975-1973; V-6 351
 GMC; SM5500; 1975-1973; V-6 379
 GMC; SM6500; 1975-1973; V-6 305
 GMC; SM6500; 1975-1973; V-6 351
 GMC; SM6500; 1975-1973; V-6 379
 GMC; SS4500; 1977-1973; L6-230
 GMC; SS4500; 1977-1973; L6-250
 GMC; SS6000; 1978-1973; L6-292

71299

Dodge; A Van; 1969-1970; L6-170
 Dodge; A Van; 1970-1969; L6-225
 Dodge; D & W Pickup; 1971-1970; L6-198
 Ford; M Motor Home; 1976-1973; V8-390
 Chev; Bison; 1980-1979; DetrDsl 6V-92
 Chev; C50; 1976-1975; GM V8-350
 Chev; C70; 1979; GM V8-366
 Chev; D50; 1966-1965; DetrDsl 4-53
 Chev; HE90; 1972-1966; GM V8-637
 Chev; HJ70; 1971-1969; GM D637 Dsl
 Chev; HJ70; 1967; GM D637 Dsl
 Chev; HJ70; 1971-1969; GM DH637 Dsl
 Chev; HJ70; 1967; GM DH637 Dsl
 Chev; HM70; 1971-1966; GM V-6 401
 Chev; HM70; 1971-1966; GM V-6 432
 Chev; HM70; 1971-1966; GM V-6 478
 Chev; HM80; 1971-1966; GM V-6 401
 Chev; HM80; 1971-1966; GM V-6 432
 Chev; HM80; 1971-1966; GM V-6 478
 Chev; HV70; 1971-1969; DetrDsl 6V-53
 Chev; JE90; 1972-1966; GM V8-637
 Chev; JJ70; 1971-1967; GM D637 Dsl
 Chev; JJ70; 1971-1967; GM DH637 Dsl
 Chev; JM70; 1971-1966; GM V-6 401
 Chev; JM70; 1971-1966; GM V-6 432
 Chev; JM70; 1971-1966; GM V-6 478
 Chev; JM80; 1971-1966; GM V-6 401
 Chev; JM80; 1971-1966; GM V-6 432
 Chev; JM80; 1971-1966; GM V-6 478
 Chev; JV70; 1971-1969; DetrDsl 6V-53
 Chev; JV80; 1971-1970; DetrDsl 6V-53
 Chev; P40; 1967; GM L6-292
 Chev; P50; 1967-1975; GM L6-292
 Chev; TD50; 1969; DetrDsl 4-53
 Chev; TD60; 1969-1966; DetrDsl 4-53
 Chev; Titan; 1980-1979; Cat 3406 Dsl
 Chev; U80; 1966; DetrDsl 6V-53
 Chev; W6; 1980; GM V8-5.7
 Chev; W70; 1968-1966; DetrDsl 6V-53
 Chev; Y80; 1966; DetrDsl 6V-53
 Dodge; C700; 1973-1961; Dodge V8-361
 Dodge; C700; 1973-1961; Dodge V8-413

71299 - Continued

Dodge; C800; 1973-1972; Cum V8-210 Dsl
 Dodge; C800; 1976-1961; Dodge V8-361
 Dodge; C800; 1976-1961; Dodge V8-413
 Dodge; C850; 1976-1974; Dodge V8-361
 Dodge; C850; 1976-1974; Dodge V8-413
 Dodge; C900; 1971-1961; Dodge V8-361
 Dodge; C900; 1971-1961; Dodge V8-413
 Dodge; C1000; 1971-1961; Dodge V8-361
 Dodge; C1000; 1971-1961; Dodge V8-413
 Dodge; C1000; 1971-1969; Intl/Nav V478
 Dodge; C1000; 1971-1969; Intl/Nav V549
 Dodge; D500; 1976-1961; Dodge V8-361
 Dodge; D500; 1976-1961; Dodge V8-413
 Dodge; D600; 1976-1974; Perkins L6-354 Dsl
 Dodge; D600; 1976-1961; Dodge V8-361
 Dodge; D600; 1976-1961; Dodge V8-413
 Dodge; D600; 1976-1974; Perkins L6-354 Dsl
 Dodge; D700; 1976-1961; Dodge V8-361
 Dodge; D700; 1976-1961; Dodge V8-413
 Dodge; D700; 1976-1974; Perkins L6-354 Dsl
 Dodge; D800; 1976-1961; Dodge V8-361
 Dodge; D800; 1976-1961; Dodge V8-413
 Dodge; L600; 1971-1961; Dodge L6-225
 Dodge; L600; 1970-1967; Dodge V8-318
 Dodge; L600; 1971-1963; Dodge V8-361
 Dodge; L600; 1971-1963; Dodge V8-413
 Dodge; L700; 1971-1963; Dodge V8-361
 Dodge; L700; 1971-1963; Dodge V8-413
 Dodge; LT1000; 1973; DetrDsl 6-71
 Dodge; LT1000; 1975-1973; DetrDsl 8V-71
 Ford; C500; 1975-1971; L6-300
 Ford; C500; 1978-1971; V8-330
 Ford; C500; 1978-1971; V8-361
 Ford; C500; 1978-1971; V8-391
 Ford; C550; 1975-1971; L6-240
 Ford; C550; 1975-1971; L6-300
 Ford; C550; 1978-1971; V8-330
 Ford; C550; 1978-1971; V8-361
 Ford; C550; 1978-1971; V8-391
 Ford; C600; 1975-1971; L6-240
 Ford; C600; 1975-1971; L6-300
 Ford; C600; 1978-1971; V8-330
 Ford; C600; 1978-1971; V8-361
 Ford; C600; 1978-1971; V8-391
 Ford; C700; 1978-1971; V8-330
 Ford; C700; 1978-1971; V8-361
 Ford; C700; 1978-1971; V8-391
 Ford; C750; 1978-1971; V8-330
 Ford; C750; 1978-1971; V8-361
 Ford; C750; 1978-1971; V8-391
 Ford; C800; 1978-1971; V8-330
 Ford; C800; 1978-1971; V8-361
 Ford; C800; 1978-1971; V8-391
 Ford; C850; 1979-1976; V8-401
 Ford; C850; 1979-1976; V8-475
 Ford; C850; 1979-1976; V8-534
 Ford; C900; 1979-1976; V8-401
 Ford; C900; 1981-1976; V8-7.8
 Ford; C900; 1979-1976; DetrDsl 6V-53
 Ford; C900; 1981-1976; V8-8.8
 Ford; C950; 1979-1976; V8-401
 Ford; C950; 1979-1976; V8-475
 Ford; C950; 1979-1976; V8-477
 Ford; C950; 1979-1976; V8-534
 Ford; C1000; 1979-1976; V8-401
 Ford; C1000; 1979-1976; V8-475
 Ford; C1000; 1979-1976; V8-477
 Ford; C1000; 1979-1976; V8-534
 Ford; C1100; 1979-1976; V8-401
 Ford; C1100; 1979-1976; V8-475
 Ford; C6000; 1979-1976; Cat 3208 Dsl
 Ford; C6000; 1972-1971; Cat V150 Dsl
 Ford; C7000; 1981-1976; Cat 3208 Dsl
 Ford; C7000; 1972-1971; Cat V150 Dsl
 Ford; C8000; 1981-1976; Cat 3208 Dsl
 Ford; C8000; 1972-1971; Cat V150 Dsl
 Ford; C; 1970; Cat V8-573 Dsl
 Ford; C; 1970; Cat V150 Dsl
 Ford; C; 1970; Cat V175 Dsl

SYSTEM
PUMP &
GEAR
IDENT.

SYSTEM &
COM-
PONENT
IDENT.

PASS.
CARS

LIGHT
TRUCKS

MEDIUM/
HEAVY
TRUCKS

BUSES

HOSE
NUMER-
ICAL

REPAIR
KITS

KIT
NUMER-
ICAL

ILLUST-
RATIONS

Numerical Listing - Power Steering Hose Assemblies and End Fittings

	71299 - Continued	71299 - Continued	71299 - Continued
SYSTEM PUMP & GEAR IDENT.	Ford; C; 1970-1961; L6-240 Ford; C; 1970-1965; L6-300 Ford; C; 1970-1964; V8-330 Ford; C; 1970-1964; V8-361 Ford; C; 1970-1964; V8-391 Ford; CL9000; 1979-1978; Cat 3406 Dsl Ford; CL9000; 1981-1978; Cum L6-14.0 Dsl Ford; CL9000; 1981-1978; DetrDsl 6V-92 Ford; CL9000; 1981-1978; DetrDsl 8V-71 Ford; CLT9000; 1981-1978; Cat 3406 Dsl Ford; CLT9000; 1981-1978; Cum L6-14.0 Dsl Ford; CLT9000; 1981-1978; DetrDsl 6V-92 Ford; CLT9000; 1981-1978; DetrDsl 8V-71 Ford; CLT9000; 1981-1978; DetrDsl 8V-92 Ford; CT700; 1978-1971; V8-330 Ford; CT700; 1978-1971; V8-361 Ford; CT700; 1978-1971; V8-391 Ford; CT750; 1978-1971; V8-330 Ford; CT750; 1978-1971; V8-361 Ford; CT750; 1978-1971; V8-391 Ford; CT800; 1978-1971; V8-330 Ford; CT800; 1978-1971; V8-361 Ford; CT800; 1978-1971; V8-391 Ford; CT850; 1979-1976; V8-401 Ford; CT850; 1979-1976; V8-475 Ford; CT850; 1979-1976; V8-477 Ford; CT850; 1979-1976; V8-534 Ford; CT900; 1980; V8-7.8 Ford; CT900; 1980-1976; V8-8.8 Ford; CT950; 1979-1976; V8-475 Ford; CT950; 1979-1976; V8-477 Ford; CT950; 1979-1976; V8-534 Ford; CT8000; 1981-1976; Cat 3208 Dsl Ford; CT8000; 1972-1971; Cat V150 Dsl Ford; F500; 1972-1971; L6-240 Ford; F600; 1978-1973; V8-330 Ford; F600; 1978-1974; V8-359 Ford; F600; 1978-1974; V8-361 Ford; F600; 1979-1974; V8-370 Ford; F600; 1978-1974; V8-391 Ford; F600; 1979; V8-429 Ford; F700; 1979; V8-370 Ford; F700; 1979; V8-429 Ford; F750; 1979; V8-401 Ford; F750; 1979; V8-475 Ford; F750; 1979; V8-477 Ford; F750; 1979; V8-534 Ford; F800; 1972-1971; V8-330 Ford; F800; 1979; V8-370 Ford; F800; 1972-1971; V8-389 Ford; F800; 1979; V8-401 Ford; F800; 1979; V8-429 Ford; F800; 1979; V8-475 Ford; F800; 1979; V8-477 Ford; F800; 1979-1970; V8-534 Ford; F; 1969; DetrDsl 6V-53 Ford; F; 1969-1967; Dorset 363 Dsl Ford; F; 1970-1967; L6-240 Ford; F; 1970-1967; L6-300 Ford; F; 1969-1967; V8-330 Ford; F; 1969-1967; V8-359 Ford; F; 1969-1967; V8-361 Ford; F; 1969-1967; V8-389 Ford; F; 1969-1967; V8-391 Ford; LN600; 1978-1970; V8-359 Ford; LN600; 1978-1970; V8-361 Ford; LN600; 1979; V8-370 Ford; LN600; 1983-1980; V8-6.1 Ford; LN600; 1978-1970; V8-389 Ford; LN600; 1978-1970; V8-391 Ford; LN600; 1979; V8-429 Ford; LN700; 1978-1970; V8-330 Ford; LN700; 1978-1970; V8-359 Ford; LN700; 1978-1970; V8-361 Ford; LN700; 1979; V8-370 Ford; LN700; 1983-1980; V8-6.1 Ford; LN700; 1978-1970; V8-389 Ford; LN700; 1978-1970; V8-391 Ford; LN700; 1983-1979; V8-7.0 Ford; LN750; 1978-1970; V8-330 Ford; LN750; 1978-1970; V8-359 Ford; LN750; 1978-1970; V8-361	Ford; LN750; 1978-1970; V8-389 Ford; LN750; 1978-1970; V8-391 Ford; LN800; 1978-1970; V8-330 Ford; LN800; 1978-1970; V8-359 Ford; LN800; 1978-1970; V8-361 Ford; LN800; 1979; V8-370 Ford; LN800; 1983-1980; V8-6.1 Ford; LN800; 1978-1970; V8-389 Ford; LN800; 1978-1970; V8-391 Ford; LN800; 1979-1970; V8-401 Ford; LN800; 1983-1979; V8-7.0 Ford; LN800; 1979-1971; V8-475 Ford; LN800; 1979-1971; V8-477 Ford; LN800; 1979-1971; V8-534 Ford; LN900; 1979-1971; V8-401 Ford; LN900; 1981-1971; V8-7.8 Ford; LN900; 1979-1971; V8-477 Ford; LN900; 1981-1971; V8-8.8 Ford; LN6000; 1979-1975; Cat 3208 Dsl Ford; LN6000; 1970; Cat V8-573 Dsl Ford; LN6000; 1975-1970; Cat V150 Dsl Ford; LN6000; 1975-1970; Cat V175 Dsl Ford; LN6000; 1975-1971; Cat V190 Dsl Ford; LN6000; 1975-1971; Cat V290 Dsl Ford; LN7000; 1983-1975; Cat 3208 Dsl Ford; LN7000; 1970; Cat V8-573 Dsl Ford; LN7000; 1975-1970; Cat V150 Dsl Ford; LN7000; 1975-1970; Cat V175 Dsl Ford; LN7000; 1975-1971; Cat V190 Dsl Ford; LN7000; 1975-1971; Cat V290 Dsl Ford; LN8000; 1983-1970; Cat 3208 Dsl Ford; LN8000; 1975-1970; Cat V150 Dsl Ford; LN8000; 1975-1970; Cat V175 Dsl Ford; LN8000; 1975-1971; Cat V190 Dsl Ford; LN8000; 1975-1971; Cat V290 Dsl Ford; LN9000; 1983-1975; Cat 3406 Dsl Ford; LNT800; 1978-1970; V8-330 Ford; LNT800; 1978-1970; V8-359 Ford; LNT800; 1978-1970; V8-361 Ford; LNT800; 1979; V8-370 Ford; LNT800; 1983-1980; V8-6.1 Ford; LNT800; 1978-1970; V8-389 Ford; LNT800; 1978-1970; V8-391 Ford; LNT800; 1979; V8-401 Ford; LNT800; 1979-1972; V8-475 Ford; LNT800; 1979-1972; V8-477 Ford; LNT800; 1979-1970; V8-534 Ford; LNT880; 1979-1971; V8-401 Ford; LNT880; 1979-1971; V8-475 Ford; LNT880; 1979-1971; V8-477 Ford; LNT880; 1979-1971; V8-534 Ford; LNT900; 1979-1971; V8-401 Ford; LNT900; 1981-1971; V8-7.8 Ford; LNT900; 1979-1971; V8-477 Ford; LNT900; 1981-1971; V8-8.8 Ford; LNT8000; 1975-1970; Cat V150 Dsl Ford; LNT8000; 1975-1970; Cat V175 Dsl Ford; LNT8000; 1975-1971; Cat V190 Dsl Ford; LNT8000; 1975-1971; Cat V290 Dsl Ford; LNT9000; 1983-1973; Cat 3406 Dsl Ford; N; 1964-1963; L6-223 Ford; N; 1963; V8-302 Ford; N; 1969-1963; V8-330 Ford; N; 1969-1964; V8-359 Ford; N; 1969-1964; V8-361 Ford; N; 1969-1964; V8-389 Ford; N; 1969-1964; V8-391 Ford; N; 1969-1963; V8-401 Ford; N; 1969-1963; V8-477 Ford; N; 1969-1963; V8-534 GMC; Astro; 1980-1967; Cat 3406 Dsl GMC; CE4500; 1962-1960; V8-283 GMC; CE4500; 1968; V8-307 GMC; CE4500; 1968-1967; V8-327 GMC; CE4500; 1962; V8-327 GMC; CE5000; 1968-1960; V8-283 GMC; CE5000; 1968-1960; V8-307 GMC; CE5000; 1968-1962; V8-327 GMC; CE5000; 1977-1975; V8-350 GMC; CE5500; 1968; V8-283 GMC; CE5500; 1968-1966; V8-366 GMC; CE5500; 1968-1966; V8-427	GMC; CE5500; 1968-1966; V8-454 GMC; CE6000; 1968-1960; V8-283 GMC; CE6000; 1968-1960; V8-307 GMC; CE6000; 1968-1960; V8-327 GMC; CE6000; 1977-1975; V8-350 GMC; CE6000; 1968-1967; V8-366 GMC; CE9500; 1972-1966; V8-637 GMC; CH9500; 1970; DetrDsl 8V-71 GMC; CS4500; 1968-1963; L6-230 GMC; CS5500; 1968-1963; L6-250 GMC; CS6000; 1968-1967; L6-292 GMC; DE9500; 1972-1966; V8-637 GMC; EM4500; 1968-1967; V-6 305 GMC; FE9500; 1972-1966; V8-637 GMC; General; 1980-1979; DetrDsl 8V-71 GMC; HE9500; 1972-1966; V8-637 GMC; HJ7500; 1969-1967; GMC D637 Dsl GMC; HJ7500; 1969-1967; GMC DH637 Dsl GMC; HJ9500; 1969-1966; GMC D637 Dsl GMC; HJ9500; 1969-1966; GMC DH637 Dsl GMC; HM7500; 1971-1966; V-6 305 GMC; HM7500; 1971-1966; V-6 351 GMC; HM7500; 1971-1966; V-6 379 GMC; HM7500; 1971-1966; V-6 401 GMC; HM7500; 1971-1966; V-6 432 GMC; HM7500; 1971-1966; V-6 478 GMC; HM8500; 1970-1966; V-6 305 GMC; HM8500; 1970-1966; V-6 351 GMC; HM8500; 1970-1966; V-6 379 GMC; HM8500; 1971-1966; V-6 401 GMC; HM8500; 1971-1966; V-6 432 GMC; HM8500; 1971-1966; V-6 478 GMC; HV7500; 1972-1966; DetrDsl 6V-53 GMC; JE9500; 1972-1966; V8-637 GMC; JJ7500; 1969-1967; GMC D637 Dsl GMC; JJ7500; 1969-1967; GMC DH637 Dsl GMC; JJ9500; 1969-1966; GMC D637 Dsl GMC; JJ9500; 1969-1966; GMC DH637 Dsl GMC; JM7500; 1970-1966; V-6 305 GMC; JM7500; 1970-1966; V-6 351 GMC; JM7500; 1970-1966; V-6 379 GMC; JM7500; 1971-1966; V-6 401 GMC; JM7500; 1971-1966; V-6 432 GMC; JM7500; 1971-1966; V-6 478 GMC; JM8500; 1971-1966; V-6 401 GMC; JM8500; 1971-1966; V-6 432 GMC; JM8500; 1971-1966; V-6 478 GMC; JN7500; 1968-1966; DetrDsl 6V-53 GMC; JN8500; 1968-1966; DetrDsl 6V-53 GMC; JN8500; 1966; DetrDsl 6V-53N GMC; JN8500; 1966; DetrDsl 6V-53T GMC; JV7500; 1972-1966; DetrDsl 6V-53 GMC; JV8500; 1972-1966; DetrDsl 6V-53 GMC; ME9500; 1972-1970; V8-637 GMC; ME9500; 1968-1966; V8-637 GMC; TE9500; 1968-1966; V8-637 GMC; WE9500; 1972; V8-637 GMC; WV7500; 1967-1966; DetrDsl 6V-53 Int/Nav; V190; 1968-1965; Int/Nav V461 Int/Nav; V190; 1968-1965; Int/Nav V478 Int/Nav; V190; 1968-1965; Int/Nav V549 Int/Nav; V195; 1968-1965; Int/Nav V401 Int/Nav; V195; 1968-1965; Int/Nav V461 Int/Nav; V195; 1968-1965; Int/Nav V478 Int/Nav; V195; 1968-1965; Int/Nav V549 Int/Nav; V200; 1968-1965; Int/Nav V401 Int/Nav; V200; 1968-1965; Int/Nav V461 Int/Nav; V200; 1968-1965; Int/Nav V478 Int/Nav; V200; 1968-1965; Int/Nav V549 Int/Nav; V210; 1968-1965; Int/Nav V401 Int/Nav; V210; 1968-1965; Int/Nav V461 Int/Nav; V210; 1968-1965; Int/Nav V478 Int/Nav; V210; 1968-1965; Int/Nav V549 Int/Nav; V220; 1968-1965; Int/Nav V401 Int/Nav; V220; 1968-1965; Int/Nav V461 Int/Nav; V220; 1968-1965; Int/Nav V478 Int/Nav; V220; 1968-1965; Int/Nav V549 Int/Nav; VCO190; 1968-1965; Int/Nav FTV549 Int/Nav; VCO190; 1968-1965; Int/Nav FTV549 Int/Nav; VCO190; 1968-1965; Int/Nav V401 Int/Nav; VCO190; 1968-1965; Int/Nav V461 Int/Nav; VCO190; 1968-1965; Int/Nav V478

Numerical Listing - Power Steering Hose Assemblies and End Fittings

71301 - Continued

GMC; CS5500; 1977-1969; L6-230
 GMC; CS5500; 1977-1969; L6-250
 GMC; CS6000; 1977-1969; L6-292
 GMC; EG4500; 1967; GMC D351 Dsl
 GMC; EG5500; 1969-1967; GMC D478 Dsl
 GMC; EG5500; 1969-1967; GMC DH478 Dsl
 GMC; EG6500; 1969-1967; GMC D478 Dsl
 GMC; EG6500; 1969-1967; GMC DH478 Dsl
 GMC; EM4500; 1969; V-6 305
 GMC; EM4500; 1969; V-6 351
 GMC; EM4500; 1969; V-6 379
 GMC; EM5500; 1969; V-6 305
 GMC; EM5500; 1969; V-6 351
 GMC; EM5500; 1969; V-6 379
 GMC; EM6500; 1969; V-6 305
 GMC; EM6500; 1969; V-6 351
 GMC; EM6500; 1969; V-6 379
 GMC; ES4500; 1969; L6-230
 GMC; ES4500; 1969; L6-250
 GMC; HI9500; 1972-1966; DetrDsl 6-71N
 GMC; JI9500; 1969-1968; DetrDsl 6-71
 GMC; JI9500; 1972-1966; DetrDsl 6-71N
 GMC; M6500; 1978; V8-366
 GMC; M6500; 1978; V8-427
 GMC; M6500; 1978-1973; V8-454
 GMC; ME6500; 1977-1973; V8-427
 GMC; ME6500; 1977-1966; V8-454
 GMC; MM6500; 1974-1970; V-6 401
 GMC; MM6500; 1974-1970; V-6 432
 GMC; MM6500; 1974-1970; V-6 478
 Chev; B7; 1973-1969; GM V8-350
 Chev; B7; 1973-1969; GM V8-366
 Chev; B7; 1973-1969; GM V8-427
 Chev; B7; 1973-1969; GM V8-454
 Chev; B60 B6P; 1973-1969; GM V8-350
 Chev; B60 B6P; 1973-1969; GM V8-366
 Chev; B60 B6P; 1973-1969; GM V8-427
 Chev; B60 B6P; 1973-1969; GM V8-454
 Chev; S40; 1977-1973; GM L6-230
 Chev; S40; 1977-1973; GM L6-250
 Chev; S40; 1978-1975; GM L6-292
 Chev; S40; 1978-1975; GM V8-350
 Chev; S50; 1978-1975; GM V8-366
 Chev; S60 B6P; 1978-1973; GM L6-292
 Chev; S60 B6P; 1978-1973; GM V-6 305
 Chev; S60 B6P; 1978-1973; GM V-6 351
 Chev; S60 B6P; 1978-1973; GM V-6 379
 Chev; S60 B6P; 1978-1969; GM V8-350
 Chev; S60 B6P; 1978-1969; GM V8-366
 Chev; S65; 1978-1973; GM V-6 305
 Chev; S65; 1978-1973; GM V-6 351
 Chev; S65; 1978-1973; GM V-6 379
 Chev; S65; 1978-1973; GM V-6 401
 Chev; S65; 1978-1973; GM V-6 432
 Chev; S65; 1978-1973; GM V-6 478
 Chev; S65; 1978-1975; GM V8-366
 Dodge; S400; 1973-1961; GM V8-318
 Dodge; S500; 1971; Dodge L6-225
 Dodge; S500; 1973-1961; GM V8-318
 Dodge; S600; 1973-1961; GM V8-318
 Ford; B6000; 1975-1971; Cat V150 Dsl
 Ford; B6000; 1975-1971; Cat V175 Dsl
 Ford; B7000; 1979-1975; Cat 3208 Dsl
 Ford; B7000; 1975-1971; Cat V150 Dsl
 Ford; B7000; 1975-1971; Cat V175 Dsl
 Ford; B7000; 1975-1971; Cat V190 Dsl
 Ford; B7000; 1975-1971; Cat V290 Dsl
 GMC; S5000; 1974-1973; L6-230
 GMC; SE6000; 1978-1975; V8-307
 GMC; SE6000; 1978-1975; V8-350
 GMC; SE6000; 1978-1975; V8-366
 GMC; SE6000; 1978-1975; V8-427
 GMC; SE6000; 1978-1970; V8-454
 GMC; SG5500; 1974-1970; GMC DH478 Dsl
 GMC; SG6000; 1975-1970; GMC DH478 Dsl
 GMC; SG6000; 1975-1970; GMC DH478 Dsl
 GMC; SM5500; 1975-1973; V-6 305
 GMC; SM5500; 1975-1973; V-6 351
 GMC; SM5500; 1975-1973; V-6 379
 GMC; SM6500; 1975-1973; V-6 305

71301 - Continued

GMC; SM6500; 1975-1973; V-6 351
 GMC; SM6500; 1975-1973; V-6 379
 GMC; SS4500; 1977-1973; L6-230
 GMC; SS4500; 1977-1973; L6-250
 GMC; SS6000; 1978-1973; L6-292

71302

AmerMtrs; American; 1966; L6-199
 AmerMtrs; American; 1966; L6-232
 Ford; M Motor Home; 1976-1973; V8-390
 Ford; M Motor Home; 1976-1974; V8-460
 Chev; C40; 1969; GM L6-230
 Chev; C40; 1969; GM L6-250
 Chev; C40; 1972-1969; GM V8-307
 Chev; C40; 1972-1969; GM V8-350
 Chev; C50; 1969; GM L6-230
 Chev; C50; 1966-1963; GM L6-230
 Chev; C50; 1969; GM L6-250
 Chev; C50; 1966-1963; GM L6-250
 Chev; C50; 1969-1963; GM L6-292
 Chev; C50; 1972-1970; GM V8-307
 Chev; C50; 1968; GM V8-307
 Chev; C50; 1968-1963; GM V8-327
 Chev; C50; 1972-1969; GM V8-350
 Chev; C50; 1972-1970; GM V8-366
 Chev; C50; 1966; GM V8-366
 Chev; C50; 1972-1970; GM V8-427
 Chev; C50; 1966; GM V8-427
 Chev; C60; 1968-1963; GM V8-283
 Chev; C60; 1972-1970; GM V8-307
 Chev; C60; 1968; GM V8-307
 Chev; C60; 1968-1963; GM V8-327
 Chev; C60; 1965-1963; GM V8-348
 Chev; C60; 1972-1969; GM V8-350
 Chev; C60; 1972-1970; GM V8-366
 Chev; C60; 1966-1963; GM V8-366
 Chev; C60; 1972-1970; GM V8-427
 Chev; C60; 1966; GM V8-427
 Chev; CE40; 1972-1970; GM V8-307
 Chev; CE40; 1972-1963; GM V8-350
 Chev; CE50; 1972-1970; GM V8-307
 Chev; CE50; 1968; GM V8-307
 Chev; CE50; 1968-1963; GM V8-327
 Chev; CE50; 1972-1963; GM V8-350
 Chev; CE60; 1972-1970; GM V8-307
 Chev; CE60; 1968; GM V8-307
 Chev; CE60; 1968-1963; GM V8-327
 Chev; CE60; 1972-1969; GM V8-350
 Chev; D50; 1966-1965; DetrDsl 4-53
 Chev; M190; 1971-1967; DetrDsl 6-71
 Chev; P50; 1967; GM L6-292
 Chev; TM65; 1972-1970; GM V-6 305
 Chev; TM65; 1972-1970; GM V-6 351
 Chev; TM65; 1972-1970; GM V-6 379
 Dodge; D500; 1976-1961; Dodge V8-361
 Dodge; D500; 1976-1961; Dodge V8-413
 Dodge; D600; 1976-1961; Dodge V8-361
 Dodge; D600; 1976-1961; Dodge V8-413
 Dodge; D700; 1976-1961; Dodge V8-361
 Dodge; D700; 1976-1961; Dodge V8-413
 Dodge; D800; 1976-1961; Dodge V8-361
 Dodge; D800; 1976-1961; Dodge V8-413
 Dodge; L600; 1971-1961; Dodge L6-225
 Dodge; L600; 1970-1967; Dodge V8-318
 Ford; C600; 1979; V8-370
 Ford; C600; 1979; V8-429
 Ford; C700; 1979; V8-370
 Ford; C700; 1979; V8-429
 Ford; C800; 1979; V8-370
 Ford; C800; 1979; V8-429
 Ford; C850; 1975-1971; V8-401
 Ford; C850; 1975-1971; V8-477
 Ford; C850; 1975-1971; V8-534
 Ford; C900; 1975-1971; V8-401
 Ford; C900; 1975-1971; V8-477
 Ford; C900; 1975-1971; V8-534
 Ford; C950; 1975-1971; V8-401
 Ford; C950; 1975-1971; V8-477
 Ford; C950; 1975-1971; V8-534
 Ford; C1000; 1975-1971; V8-401
 Ford; C1000; 1975-1971; V8-477

71302 - Continued

Ford; C1000; 1975-1971; V8-534
 Ford; C1100; 1975-1972; V8-401
 Ford; C1100; 1975-1972; V8-477
 Ford; C1100; 1975-1972; V8-534
 Ford; C6000; 1979-1976; Cat 3208 Dsl
 Ford; C7000; 1983-1976; Cat 3208 Dsl
 Ford; C8000; 1983-1976; Cat 3208 Dsl
 Ford; C8000; 1971; Cum C Ser 8.3 Dsl
 Ford; C; 1970; Cum C Ser 8.3 Dsl
 Ford; C; 1970-1961; V8-401
 Ford; C; 1970-1961; V8-477
 Ford; C; 1970-1961; V8-534
 Ford; CL9000; 1979-1978; Cat 3406 Dsl
 Ford; CL9000; 1981-1978; Cum L6-14.0 Dsl
 Ford; CL9000; 1981-1978; DetrDsl 6V-92
 Ford; CL9000; 1981-1978; DetrDsl 8V-71
 Ford; CLT9000; 1981-1978; Cat 3406 Dsl
 Ford; CLT9000; 1981-1978; Cum L6-14.0 Dsl
 Ford; CLT9000; 1981-1978; DetrDsl 6V-92
 Ford; CLT9000; 1981-1978; DetrDsl 8V-71
 Ford; CLT9000; 1981-1979; DetrDsl 8V-92
 Ford; CT800; 1979; V8-429
 Ford; CT850; 1975-1971; V8-477
 Ford; CT850; 1975-1971; V8-534
 Ford; CT950; 1975-1971; V8-401
 Ford; CT950; 1975-1971; V8-477
 Ford; CT950; 1975-1971; V8-534
 Ford; CT8000; 1983-1971; Cat 3208 Dsl
 Ford; F500; 1978-1977; V8-330
 Ford; F500; 1973-1971; V8-330
 Ford; F500; 1978-1977; V8-359
 Ford; F500; 1973-1971; V8-359
 Ford; F500; 1978-1977; V8-361
 Ford; F500; 1978-1977; V8-389
 Ford; F500; 1973-1971; V8-391
 Ford; F500; 1978-1977; V8-391
 Ford; F500; 1978-1977; V8-391
 Ford; F500; 1972-1971; V8-359
 Ford; F500; 1972-1971; V8-361
 Ford; F500; 1978-1977; V8-389
 Ford; F500; 1972-1971; V8-391
 Ford; F500; 1978-1977; V8-391
 Ford; F500; 1972-1971; V8-330
 Ford; F500; 1978-1977; V8-359
 Ford; F500; 1972-1971; V8-359
 Ford; F500; 1978-1977; V8-361
 Ford; F500; 1972-1971; V8-361
 Ford; F500; 1978-1977; V8-389
 Ford; F500; 1972-1971; V8-389
 Ford; F500; 1978-1977; V8-391
 Ford; F500; 1972-1971; V8-391
 Ford; F500; 1978-1977; V8-330
 Ford; F500; 1978-1977; V8-359
 Ford; F500; 1972-1971; V8-359
 Ford; F500; 1978-1977; V8-361
 Ford; F500; 1972-1971; V8-361
 Ford; F500; 1978-1977; V8-389
 Ford; F500; 1972-1971; V8-389
 Ford; F500; 1978-1977; V8-391
 Ford; F500; 1972-1971; V8-391
 Ford; F500; 1978-1977; V8-401
 Ford; F800; 1973; V8-330
 Ford; F800; 1978-1977; V8-359
 Ford; F800; 1973; V8-359
 Ford; F800; 1978-1977; V8-361
 Ford; F800; 1973; V8-361
 Ford; F800; 1978-1977; V8-389
 Ford; F800; 1973; V8-389
 Ford; F800; 1978-1977; V8-391
 Ford; F800; 1973; V8-391
 Ford; F800; 1978-1973; V8-401
 Ford; F; 1969; DetrDsl 6V-53
 Ford; F; 1969-1967; Dorset 363 Dsl
 Ford; F; 1970-1967; V8-330

**SYSTEM
PUMP &
GEAR
IDENT.**

**SYSTEM &
COM-
PONENT
IDENT.**

**PASS.
CARS**

**LIGHT
TRUCKS**

**MEDIUM/
HEAVY
TRUCKS**

BUSES

**HOSE
NUMER-
ICAL**

**REPAIR
KITS**

**KIT
NUMER-
ICAL**

ILLUSTRATIONS

Numerical Listing - Power Steering Hose Assemblies and End Fittings

SYSTEM PUMP & GEAR IDENT.
SYSTEM & COMPONENT IDENT.
PASS. CARS
LIGHT TRUCKS
MEDIUM/HEAVY TRUCKS
BUSES
HOSE NUMERICAL
REPAIR KITS
KIT NUMERICAL
ILLUSTRATIONS

71302 - Continued
Ford; F; 1970-1966; V8-359
Ford; F; 1970-1966; V8-361
Ford; F; 1970-1966; V8-389
Ford; F; 1970-1966; V8-391
Ford; F; 1966; V8-401
Ford; F; 1966; V8-477
Ford; F; 1966; V8-534
Ford; N; 1964-1963; L6-223
Ford; N; 1969-1967; V8-330
Ford; N; 1969-1967; V8-359
Ford; N; 1969-1967; V8-361
Ford; N; 1969-1967; V8-389
Ford; N; 1969-1967; V8-391
Ford; N; 1969-1967; V8-401
Ford; N; 1969-1967; V8-477
Ford; N; 1969-1967; V8-534
Ford; W9000; 1977-1976; Cum L6-14.0 Dsl
Ford; W; 1970-1967; DetrDsl 6-71
GMC; CE4500; 1962-1960; V8-283
GMC; CE4500; 1972-1970; V8-307
GMC; CE4500; 1962; V8-327
GMC; CE4500; 1972-1969; V8-350
GMC; CE5000; 1966-1960; V8-283
GMC; CE5000; 1972-1970; V8-307
GMC; CE5000; 1966-1960; V8-307
GMC; CE5000; 1966-1962; V8-327
GMC; CE5000; 1972-1969; V8-350
GMC; CE5500; 1972-1970; V8-307
GMC; CE5500; 1972-1969; V8-350
GMC; CE5500; 1972-1970; V8-366
GMC; CE5500; 1966; V8-366
GMC; CE5500; 1972-1970; V8-427
GMC; CE5500; 1966; V8-427
GMC; CE5500; 1966; V8-454
GMC; CE6000; 1966-1960; V8-283
GMC; CE6000; 1972-1970; V8-307
GMC; CE6000; 1966-1960; V8-307
GMC; CE6000; 1966-1960; V8-327
GMC; CE6000; 1972-1969; V8-350
GMC; CE6000; 1972-1970; V8-366
GMC; CE6000; 1972-1966; V8-427
GMC; CI9500; 1971-1966; DetrDsl 6-71N
GMC; CS4500; 1969; L6-230
GMC; CS4500; 1969; L6-250
GMC; CS5000; 1969; L6-292
GMC; CS5500; 1969; L6-230
GMC; CS5500; 1966-1963; L6-230
GMC; CS5500; 1969; L6-250
GMC; CS6000; 1969; L6-292
GMC; EM4500; 1969; V-6 305
GMC; EM4500; 1969; V-6 351
GMC; EM4500; 1969; V-6 379
GMC; EM5500; 1969; V-6 305
GMC; EM5500; 1969; V-6 351
GMC; EM5500; 1969; V-6 379
GMC; EM6500; 1969; V-6 305
GMC; EM6500; 1969; V-6 351
GMC; EM6500; 1969; V-6 379
GMC; ES4500; 1969; L6-230
GMC; ES4500; 1969-1979; L6-250
GMC; HI9500; 1966; DetrDsl 6-71
GMC; HI9500; 1972-1966; DetrDsl 6-71N
GMC; JI9500; 1969-1968; DetrDsl 6-71
GMC; JI9500; 1972-1966; DetrDsl 6-71N
GMC; MI9500; 1972-1966; DetrDsl 6-71N
GMC; TM5500; 1972-1970; V-6 305
GMC; TM5500; 1972-1970; V-6 351
GMC; TM5500; 1972-1970; V-6 379
GMC; TM6000; 1972-1970; V-6 305
GMC; TM6000; 1972-1970; V-6 351
GMC; TM6000; 1972-1970; V-6 379
GMC; TM6500; 1972-1970; V-6 305
GMC; TM6500; 1972-1970; V-6 351
GMC; TM6500; 1972-1970; V-6 379
Int/Nav; R185; 1968-1960; Int/Nav RD372
Int/Nav; R185; 1968-1960; Int/Nav RD406
Int/Nav; R185; 1968-1960; Int/Nav RD450
Int/Nav; R190; 1968-1960; Int/Nav RD372
Int/Nav; R190; 1968-1960; Int/Nav RD406
Int/Nav; R190; 1968-1960; Int/Nav RD450
Int/Nav; R200; 1968-1960; Int/Nav RD372

71302 - Continued
Int/Nav; R200; 1968-1960; Int/Nav RD406
Int/Nav; R200; 1968-1960; Int/Nav RD450
Int/Nav; R210; 1968-1960; Int/Nav RD372
Int/Nav; R210; 1968-1960; Int/Nav RD406
Int/Nav; R210; 1968-1960; Int/Nav RD450
Int/Nav; R220; 1968-1960; Int/Nav RD372
Int/Nav; R220; 1968-1960; Int/Nav RD406
Int/Nav; R220; 1968-1960; Int/Nav RD450
Int/Nav; R230; 1968-1960; Int/Nav RD372
Int/Nav; R230; 1968-1960; Int/Nav RD406
Int/Nav; R230; 1968-1960; Int/Nav RD450
Int/Nav; V190; 1968-1965; Int/Nav V401
Int/Nav; V190; 1968-1965; Int/Nav V461
Int/Nav; V190; 1968-1965; Int/Nav V478
Int/Nav; V190; 1968-1965; Int/Nav V549
Int/Nav; V195; 1968-1965; Int/Nav V401
Int/Nav; V195; 1968-1965; Int/Nav V461
Int/Nav; V195; 1968-1965; Int/Nav V478
Int/Nav; V195; 1968-1965; Int/Nav V549
Int/Nav; V200; 1968-1965; Int/Nav V401
Int/Nav; V200; 1968-1965; Int/Nav V461
Int/Nav; V200; 1968-1965; Int/Nav V478
Int/Nav; V200; 1968-1965; Int/Nav V549
Int/Nav; V210; 1968-1965; Int/Nav V401
Int/Nav; V210; 1968-1965; Int/Nav V461
Int/Nav; V210; 1968-1965; Int/Nav V478
Int/Nav; V210; 1968-1965; Int/Nav V549
Int/Nav; V220; 1968-1965; Int/Nav V401
Int/Nav; V220; 1968-1965; Int/Nav V461
Int/Nav; V220; 1968-1965; Int/Nav V478
Int/Nav; V220; 1968-1965; Int/Nav V549
Int/Nav; VF190; 1968-1965; Int/Nav V401
Int/Nav; VF190; 1968-1965; Int/Nav V461
Int/Nav; VF190; 1968-1965; Int/Nav V478
Int/Nav; VF190; 1968-1965; Int/Nav V549
Int/Nav; VF200; 1968-1965; Int/Nav V401
Int/Nav; VF200; 1968-1965; Int/Nav V461
Int/Nav; VF200; 1968-1965; Int/Nav V478
Int/Nav; VF200; 1968-1965; Int/Nav V549
Int/Nav; VF210; 1968-1965; Int/Nav V401
Int/Nav; VF210; 1968-1965; Int/Nav V461
Int/Nav; VF210; 1968-1965; Int/Nav V478
Int/Nav; VF210; 1968-1965; Int/Nav V549
Chev; B7; 1972-1969; GM V8-350
Chev; B7; 1972-1969; GM V8-366
Chev; B7; 1972-1969; GM V8-427
Chev; B7; 1972-1979; GM V8-454
Chev; B60 B6P; 1972-1969; GM V8-350
Chev; B60 B6P; 1972-1969; GM V8-366
Chev; B60 B6P; 1972-1969; GM V8-427
Chev; B60 B6P; 1972-1969; GM V8-454
Chev; S60 B6P; 1972-1969; GM V8-350
Chev; S60 B6P; 1972-1969; GM V8-366
Dodge; S500; 1976-1961; Dodge V8-361
Dodge; S500; 1976-1961; Dodge V8-413
Dodge; S600; 1976-1974; Dodge V8-360
Dodge; S600; 1976-1961; Dodge V8-361
Dodge; S600; 1976-1961; Dodge V8-413
Dodge; S700; 1976-1975; Dodge V8-360
Dodge; S700; 1973-1961; Dodge V8-361
Dodge; S700; 1976-1975; Dodge V8-413
Dodge; S700; 1973-1961; Dodge V8-413
Ford; B500; 1978-1977; V8-330
Ford; B500; 1973-1977; V8-330
Ford; B500; 1973-1977; V8-359
Ford; B500; 1973-1977; V8-361
Ford; B500; 1973-1977; V8-389
Ford; B500; 1973-1977; V8-391
Ford; B600; 1972-1977; V8-330
Ford; B600; 1972-1977; V8-359
Ford; B600; 1972-1977; V8-361
Ford; B600; 1972-1977; V8-389
Ford; B600; 1972-1967; V8-391
Ford; B700; 1972-1977; V8-330
Ford; B700; 1972-1977; V8-359
Ford; B700; 1972-1977; V8-361
Ford; B700; 1972-1977; V8-389
Ford; B700; 1972-1967; V8-391
Ford; B750; 1972-1977; V8-330
Ford; B750; 1972-1977; V8-359
Ford; B750; 1972-1977; V8-361
Ford; B750; 1972-1977; V8-389

71302 - Continued
Ford; B750; 1972-1967; V8-391
Ford; B6000; 1969-1977; Dorset 363 Dsl
Ford; B7000; 1969-1977; Dorset 363 Dsl
71303
Chev; Bison; 1980; DetrDsl 6V-92
Chev; Bruin; 1980-1979; Cat 3208 Dsl
Chev; C40; 1962-1960; GM L6-235
Chev; C40; 1972-1970; GM L6-250
Chev; C40; 1962-1960; GM L6-261
Chev; C50; 1966-1960; GM L6-230
Chev; C50; 1972-1970; GM L6-250
Chev; C50; 1966-1960; GM L6-250
Chev; C50; 1972-1970; GM L6-292
Chev; C50; 1966-1963; GM V8-283
Chev; C50; 1966-1963; GM V8-327
Chev; C50; 1966; GM V8-366
Chev; C50; 1966; GM V8-427
Chev; C60; 1962-1960; GM L6-235
Chev; C60; 1962-1960; GM L6-261
Chev; C60; 1966-1963; GM V8-283
Chev; C60; 1966-1963; GM V8-327
Chev; C60; 1965-1963; GM V8-348
Chev; C60; 1966-1963; GM V8-366
Chev; C60; 1966; GM V8-427
Chev; C70; 1980-1979; Cat 3208 Dsl
Chev; C70; 1979-1980; GM V8-427
Chev; CE50; 1966-1963; GM V8-283
Chev; CE50; 1966-1963; GM V8-327
Chev; CE60; 1966-1963; GM V8-283
Chev; CE60; 1966-1960; GM V8-327
Chev; L50; 1962; GM V8-327
Chev; L60; 1962-1960; GM V8-283
Chev; L60; 1962; GM V8-327
Chev; T40; 1962-1969; DetrDsl 3-53
Chev; T50; 1973-1969; GM V8-427
Chev; T60; 1962; GM V8-348
Chev; T60; 1978-1976; GM V8-366
Chev; T60; 1974-1969; GM V8-366
Chev; T60; 1962; GM V8-409
Chev; T60; 1978-1976; GM V8-427
Chev; T60; 1974-1969; GM V8-427
Chev; T65; 1978-1976; GM V8-366
Chev; T65; 1974; GM V8-366
Chev; T65; 1978-1976; GM V8-427
Chev; T65; 1974; GM V8-427
Chev; TE50; 1972-1970; GM V8-366
Chev; TE60; 1972-1970; GM V8-366
Chev; TE65; 1972-1969; GM V8-366
Chev; TE65; 1972-1969; GM V8-427
Dodge; C500; 1971-1961; Dodge V8-318
Dodge; C600; 1971-1961; Dodge V8-318
Dodge; D400; 1976-1971; Dodge L6-225
Dodge; D400; 1976-1975; Dodge V8-318
Dodge; D400; 1973-1961; Dodge V8-318
Dodge; D500; 1976-1971; Dodge L6-225
Dodge; D500; 1976-1975; Dodge V8-318
Dodge; D500; 1973-1961; Dodge V8-318
Dodge; D600; 1976-1975; Dodge V8-318
Dodge; D600; 1973-1961; Dodge V8-318
Dodge; L600; 1971-1963; Dodge L6-225
Dodge; L600; 1968-1963; Dodge V8-413
Dodge; L700; 1968-1963; Dodge V8-361
Dodge; L700; 1968-1963; Dodge V8-413
Dodge; W500; 1976-1971; Dodge L6-225
Dodge; W500; 1976-1975; Dodge V8-318
Dodge; W500; 1973-1961; Dodge V8-318
Dodge; W600; 1976-1975; Dodge V8-318
Dodge; W600; 1973-1961; Dodge V8-318
Ford; C500; 1975-1971; L6-240
Ford; C500; 1975-1971; L6-300
Ford; C500; 1975-1971; L6-300
Ford; C600; 1975-1971; L6-240
Ford; C600; 1975-1971; L6-300
Ford; C; 1970-1961; L6-240
Ford; C; 1970-1965; L6-300
Ford; F500; 1978-1973; V8-330
Ford; F500; 1978-1973; V8-359
Ford; F500; 1978-1973; V8-361
Ford; F500; 1978-1973; V8-389

Numerical Listing - Power Steering Hose Assemblies and End Fittings

71303 - Continued

Ford; F500; 1978-1973; V8-391
 Ford; F600; 1978-1973; V8-330
 Ford; F600; 1978-1973; V8-359
 Ford; F600; 1978-1973; V8-361
 Ford; F600; 1978-1973; V8-389
 Ford; F600; 1978-1973; V8-391
 Ford; F700; 1978-1973; V8-330
 Ford; F700; 1978-1973; V8-359
 Ford; F700; 1978-1973; V8-361
 Ford; F700; 1978-1973; V8-389
 Ford; F700; 1978-1973; V8-391
 Ford; F750; 1978-1973; V8-330
 Ford; F750; 1978-1973; V8-359
 Ford; F750; 1978-1973; V8-361
 Ford; F750; 1978-1973; V8-389
 Ford; F750; 1978-1973; V8-391
 Ford; F750; 1978-1974; V8-401
 Ford; F750; 1978-1974; V8-475
 Ford; F750; 1978-1974; V8-477
 Ford; F750; 1978-1974; V8-534
 Ford; F800; 1978-1973; V8-330
 Ford; F800; 1978-1973; V8-359
 Ford; F800; 1978-1973; V8-361
 Ford; F800; 1978-1973; V8-389
 Ford; F800; 1978-1973; V8-391
 Ford; F800; 1978-1974; V8-401
 Ford; F800; 1978-1974; V8-475
 Ford; F800; 1978-1974; V8-477
 Ford; F800; 1978-1974; V8-534
 Ford; F6000; 1975-1971; Cat V150 Dsl
 Ford; F6000; 1975-1971; Cat V175 Dsl
 Ford; F6000; 1975-1971; Cat V190 Dsl
 Ford; F6000; 1975-1971; Cat V290 Dsl
 Ford; F7000; 1979-1975; Cat 3208 Dsl
 Ford; F7000; 1975-1971; Cat V150 Dsl
 Ford; F7000; 1975-1971; Cat V175 Dsl
 Ford; F7000; 1975-1971; Cat V190 Dsl
 Ford; F7000; 1975-1971; Cat V290 Dsl
 Ford; F; 1969-1968; Cat V8-573 Dsl
 Ford; LN600; 1983-1981; DetrDsl V8-8.2
 Ford; LN600; 1978-1975; V8-330
 Ford; LN600; 1978-1975; V8-359
 Ford; LN600; 1978-1975; V8-361
 Ford; LN600; 1978-1975; V8-389
 Ford; LN600; 1978-1975; V8-391
 Ford; LN700; 1983-1981; DetrDsl V8-8.2
 Ford; LN700; 1978-1975; V8-330
 Ford; LN700; 1978-1975; V8-359
 Ford; LN700; 1978-1975; V8-361
 Ford; LN700; 1978-1975; V8-389
 Ford; LN700; 1978-1975; V8-391
 Ford; LN750; 1978-1975; V8-330
 Ford; LN750; 1978-1975; V8-359
 Ford; LN750; 1978-1975; V8-361
 Ford; LN750; 1978-1975; V8-389
 Ford; LN750; 1978-1975; V8-391
 Ford; LN800; 1978-1975; V8-330
 Ford; LN800; 1978-1975; V8-359
 Ford; LN800; 1978-1975; V8-361
 Ford; LN800; 1978-1975; V8-389
 Ford; LN800; 1978-1975; V8-391
 Ford; LN800; 1978-1975; V8-401
 Ford; LN800; 1978-1975; V8-475
 Ford; LN800; 1978-1975; V8-477
 Ford; LN800; 1978-1975; V8-534
 Ford; LN900; 1978-1975; V8-401
 Ford; LN900; 1978-1975; V8-475
 Ford; LN900; 1978-1975; V8-477
 Ford; LN900; 1978-1975; V8-534
 Ford; LN6000; 1979-1975; Cat 3208 Dsl
 Ford; LN6000; 1970; Cat V8-573 Dsl
 Ford; LN6000; 1975-1970; Cat V150 Dsl
 Ford; LN6000; 1975-1970; Cat V175 Dsl
 Ford; LN6000; 1975-1971; Cat V190 Dsl
 Ford; LN6000; 1975-1971; Cat V290 Dsl
 Ford; LN7000; 1983-1975; Cat 3208 Dsl
 Ford; LN7000; 1970; Cat V8-573 Dsl
 Ford; LN7000; 1975-1970; Cat V150 Dsl
 Ford; LN7000; 1975-1970; Cat V175 Dsl
 Ford; LN7000; 1975-1971; Cat V190 Dsl
 Ford; LN7000; 1975-1971; Cat V290 Dsl
 Ford; LN8000; 1983-1970; Cat 3208 Dsl

71303 - Continued

Ford; LN8000; 1975-1970; Cat V150 Dsl
 Ford; LN8000; 1975-1970; Cat V175 Dsl
 Ford; LN8000; 1975-1971; Cat V190 Dsl
 Ford; LN8000; 1975-1971; Cat V290 Dsl
 Ford; LN8000; 1979-1973; Cum V555 Dsl
 Ford; LN8000; 1979-1970; Cum VT555 Dsl
 Ford; LN9000; 1983-1975; Cat 3406 Dsl
 Ford; LN9000; 1979-1970; Cum NH Dsl
 Ford; LN9000; 1970; Cum NHC Dsl
 Ford; LN9000; 1970; Cum NHCT Dsl
 Ford; LN9000; 1978-1971; Cum V903 Dsl
 Ford; LN9000; 1983-1970; DetrDsl 6-71
 Ford; LN9000; 1983-1977; DetrDsl 6V-92
 Ford; LN9000; 1983-1970; DetrDsl 8V-71
 Ford; LN9000; 1979-1970; DetrDsl 8V-71N
 Ford; LN9000; 1979-1971; DetrDsl 8V-71T
 Ford; LN9000; 1979-1978; DetrDsl 8V-92
 Ford; LNT800; 1978-1975; V8-330
 Ford; LNT800; 1978-1975; V8-359
 Ford; LNT800; 1978-1975; V8-361
 Ford; LNT800; 1978-1975; V8-389
 Ford; LNT800; 1978-1975; V8-391
 Ford; LNT800; 1978-1975; V8-401
 Ford; LNT800; 1978-1975; V8-475
 Ford; LNT800; 1978-1975; V8-477
 Ford; LNT800; 1978-1975; V8-534
 Ford; LNT880; 1978-1975; V8-401
 Ford; LNT880; 1978-1975; V8-475
 Ford; LNT880; 1978-1975; V8-477
 Ford; LNT880; 1978-1975; V8-534
 Ford; LNT900; 1978-1975; V8-401
 Ford; LNT900; 1978-1975; V8-475
 Ford; LNT900; 1978-1975; V8-477
 Ford; LNT900; 1978-1975; V8-534
 Ford; LNT8000; 1983-1970; Cat 3208 Dsl
 Ford; LNT8000; 1975-1970; Cat V150 Dsl
 Ford; LNT8000; 1975-1970; Cat V175 Dsl
 Ford; LNT8000; 1975-1971; Cat V190 Dsl
 Ford; LNT8000; 1975-1971; Cat V290 Dsl
 Ford; LNT8000; 1979-1973; Cum V555 Dsl
 Ford; LNT8000; 1979-1970; Cum VT555 Dsl
 Ford; LNT9000; 1983-1975; Cat 3406 Dsl
 Ford; LNT9000; 1979-1970; Cum NH Dsl
 Ford; LNT9000; 1970; Cum NHC Dsl
 Ford; LNT9000; 1970; Cum NHCT Dsl
 Ford; LNT9000; 1978-1971; Cum V903 Dsl
 Ford; LNT9000; 1983-1970; DetrDsl 6-71
 Ford; LNT9000; 1983-1977; DetrDsl 6V-92
 Ford; LNT9000; 1983-1970; DetrDsl 8V-71
 Ford; LNT9000; 1979-1970; DetrDsl 8V-71N
 Ford; LNT9000; 1979-1971; DetrDsl 8V-71T
 Ford; LNT9000; 1979-1978; DetrDsl 8V-92
 Ford; N; 1969-1967; V8-330
 Ford; N; 1969-1967; V8-361
 Ford; N; 1969-1967; V8-389
 Ford; N; 1969-1967; V8-391
 Ford; N; 1969-1967; V8-401
 Ford; N; 1969-1967; V8-477
 Ford; N; 1969-1967; V8-534
 GMC; Brigadier; 1980-1968; Cat 3208 Dsl
 GMC; CE4500; 1968; V8-327
 GMC; CE5500; 1968-1967; V8-366
 GMC; CS4500; 1972-1970; L6-230
 GMC; CS4500; 1968-1967; L6-230
 GMC; CS4500; 1972-1970; L6-250
 GMC; CS4500; 1968-1967; L6-250
 GMC; CS5000; 1972-1970; L6-292
 GMC; CS5000; 1968-1967; L6-292
 GMC; CS5500; 1972-1970; L6-230
 GMC; CS5500; 1968-1967; L6-230
 GMC; CS5500; 1972-1970; L6-250
 GMC; CS5500; 1968-1967; L6-250
 GMC; CS6000; 1972-1970; L6-292
 GMC; CS6000; 1968-1969; L6-292
 GMC; T6000; 1978-1969; V8-427
 GMC; T6000; 1969; V8-454
 GMC; T6500; 1978; V8-366
 GMC; T6500; 1978-1969; V8-427
 GMC; TE5500; 1977-1969; V8-427
 GMC; TE6500; 1977-1969; V8-366
 GMC; TE6500; 1977-1969; V8-427
 Int/Nav; R185; 1968-1960; Int/Nav RD372

71303 - Continued

Int/Nav; R185; 1968-1960; Int/Nav RD406
 Int/Nav; R185; 1968-1960; Int/Nav RD450
 Int/Nav; R190; 1968-1960; Int/Nav RD372
 Int/Nav; R190; 1968-1960; Int/Nav RD406
 Int/Nav; R190; 1968-1960; Int/Nav RD450
 Int/Nav; R200; 1968-1960; Int/Nav RD372
 Int/Nav; R200; 1968-1960; Int/Nav RD406
 Int/Nav; R200; 1968-1960; Int/Nav RD450
 Int/Nav; R210; 1968-1960; Int/Nav RD372
 Int/Nav; R210; 1968-1960; Int/Nav RD406
 Int/Nav; R210; 1968-1960; Int/Nav RD450
 Int/Nav; R220; 1968-1960; Int/Nav RD372
 Int/Nav; R220; 1968-1960; Int/Nav RD406
 Int/Nav; R220; 1968-1960; Int/Nav RD450
 Int/Nav; R230; 1968-1960; Int/Nav RD372
 Int/Nav; R230; 1968-1960; Int/Nav RD406
 Int/Nav; R230; 1968-1960; Int/Nav RD450
 Dodge; S400; 1976-1961; GM V8-318
 Dodge; S500; 1976-1971; Dodge L6-225
 Dodge; S500; 1976-1961; GM V8-318
 Dodge; S600; 1976-1961; GM V8-318
 Ford; B500; 1978-1973; V8-330
 Ford; B500; 1978-1973; V8-359
 Ford; B500; 1978-1973; V8-361
 Ford; B500; 1978-1973; V8-389
 Ford; B500; 1978-1973; V8-391
 Ford; B500; 1978-1973; V8-330
 Ford; B600; 1978-1973; V8-330
 Ford; B600; 1978-1973; V8-359
 Ford; B600; 1978-1973; V8-361
 Ford; B600; 1978-1973; V8-389
 Ford; B600; 1978-1973; V8-391
 Ford; B700; 1978-1973; V8-330
 Ford; B700; 1978-1973; V8-359
 Ford; B700; 1978-1973; V8-361
 Ford; B700; 1978-1973; V8-389
 Ford; B700; 1978-1973; V8-391
 Ford; B6000; 1969-1968; Cat V150 Dsl
 Ford; B6000; 1975-1971; Cat V175 Dsl
 Ford; B6000; 1969-1968; Cat V175 Dsl
 Ford; B7000; 1979-1975; Cat 3208 Dsl
 Ford; B7000; 1975-1971; Cat V150 Dsl
 Ford; B7000; 1969-1968; Cat V150 Dsl
 Ford; B7000; 1975-1971; Cat V175 Dsl
 Ford; B7000; 1969-1968; Cat V175 Dsl
 Ford; B7000; 1975-1971; Cat V190 Dsl
 Ford; B7000; 1969-1968; Cat V190 Dsl
 Ford; B7000; 1975-1971; Cat V290 Dsl
 Ford; B7000; 1969-1968; Cat V290 Dsl

71304

Dodge; A Van; 1968-1964; L6-170
 Dodge; A Van; 1968-1967; L6-225
 Dodge; A Van; 1965-1964; L6-225
 Dodge; A Van; 1966-1965; V8-273
 Dodge; A Van; 1968-1967; V8-318
 Dodge; D & W Pickup; 1971-1968; L6-198
 Dodge; D & W Pickup; 1968; L6-251
 Dodge; D & W Pickup; 1971-1968; V8-318
 Dodge; D & W Pickup; 1971; V8-360
 Dodge; D & W Pickup; 1971-1968; V8-383
 Chev; Bison; 1980-1979; DetrDsl 6V-92
 Chev; C50; 1969-1967; GM V8-366
 Chev; C50; 1969; GM V8-427
 Chev; C60; 1969-1967; GM V8-366
 Chev; C60; 1969; GM V8-427
 Chev; L50; 1962-1960; GM V8-283
 Chev; L50; 1962; GM V8-327
 Chev; L60; 1962-1960; GM V8-283
 Chev; L60; 1962; GM V8-327
 Chev; T40; 1962; DetrDsl 3-53
 Chev; T40; 1967-1963; GM L6-230
 Chev; T40; 1968-1963; GM L6-250
 Chev; T40; 1969-1963; GM L6-292
 Chev; T50; 1969-1963; GM L6-292
 Chev; T50; 1972-1963; GM V8-350

**SYSTEM
PUMP &
GEAR
IDENT.**

**SYSTEM &
COM-
PONENT
IDENT.**

**PASS.
CARS**

**LIGHT
TRUCKS**

**MEDIUM/
HEAVY
TRUCKS**

BUSES

**HOSE
NUMER-
ICAL**

**REPAIR
KITS**

**KIT
NUMER-
ICAL**

**ILLUST-
RATIONS**

Numerical Listing - Power Steering Hose Assemblies and End Fittings

	71304 - Continued	71304 - Continued	71304 - Continued
SYSTEM PUMP & GEAR IDENT.	Chev; T60; 1963; GM V8-283 Chev; T60; 1978-1976; GM V8-305 Chev; T60; 1973-1962; GM V8-307 Chev; T60; 1978-1970; GM V8-350 Chev; T60; 1975; GM V8-366 Chev; T60; 1962; GM V8-409 Chev; T60; 1975; GM V8-427 Chev; T65; 1975; GM V8-366 Chev; T65; 1975; GM V8-427 Chev; TD50; 1969; DetrDsl 4-53 Chev; TD60; 1969; DetrDsl 4-53 Chev; TE50; 1972-1970; GM V8-350 Chev; TM70; 1968-1966; GM V-6 401 Chev; TM70; 1968-1966; GM V-6 432 Chev; TM70; 1968-1966; GM V-6 478 Chev; TM80; 1968-1966; GM V-6 401 Chev; TM80; 1968-1966; GM V-6 432 Chev; TM80; 1968-1966; GM V-6 478 Chev; WM80; 1968-1966; GM V-6 401 Chev; WM80; 1968-1966; GM V-6 432 Chev; WM80; 1968-1966; GM V-6 478 Dodge; D500; 1976-1961; Dodge V8-361 Dodge; D500; 1976-1961; Dodge V8-413 Dodge; D600; 1976-1961; Dodge V8-361 Dodge; D600; 1976-1961; Dodge V8-413 Dodge; D700; 1976-1961; Dodge V8-361 Dodge; D700; 1976-1961; Dodge V8-413 Dodge; D800; 1976-1961; Dodge V8-361 Dodge; D800; 1976-1961; Dodge V8-413 Dodge; L600; 1971-1963; Dodge V8-361 Dodge; L600; 1971-1963; Dodge V8-413 Dodge; L700; 1971-1963; Dodge V8-361 Dodge; L700; 1971-1963; Dodge V8-413 Ford; C; 1970-1971; Cum C Ser 8.3 Dsl Ford; CL9000; 1979-1978; Cat 3406 Dsl Ford; CL9000; 1981-1978; Cum L6-14.0 Dsl Ford; CL9000; 1981-1978; DetrDsl 6V-92 Ford; CL9000; 1981-1978; DetrDsl 8V-71 Ford; CLT9000; 1981-1978; Cat 3406 Dsl Ford; CLT9000; 1981-1978; Cum L6-14.0 Dsl Ford; CLT9000; 1981-1978; DetrDsl 6V-92 Ford; CLT9000; 1981-1978; DetrDsl 8V-71 Ford; CLT9000; 1981-1978; DetrDsl 8V-92 Ford; F500; 1979-1971; L6-240 Ford; F500; 1979-1971; L6-300 Ford; F600; 1979-1971; L6-240 Ford; F600; 1979-1971; L6-300 Ford; F600; 1978-1971; V8-330 Ford; F600; 1978-1971; V8-359 Ford; F600; 1978-1971; V8-361 Ford; F600; 1979-1971; V8-370 Ford; F600; 1978-1971; V8-391 Ford; F600; 1979; V8-429 Ford; F700; 1973-1971; V8-330 Ford; F700; 1973-1971; V8-359 Ford; F700; 1973-1971; V8-361 Ford; F700; 1979; V8-370 Ford; F700; 1973-1971; V8-389 Ford; F700; 1973-1971; V8-391 Ford; F700; 1979; V8-429 Ford; F750; 1973-1971; V8-330 Ford; F750; 1973-1971; V8-359 Ford; F750; 1973-1971; V8-361 Ford; F750; 1973-1971; V8-389 Ford; F750; 1973-1971; V8-391 Ford; F6000; 1975-1971; Cat V150 Dsl Ford; F6000; 1975-1971; Cat V175 Dsl Ford; F6000; 1975-1971; Cat V190 Dsl Ford; F6000; 1975-1971; Cat V290 Dsl Ford; F7000; 1979-1975; Cat 3208 Dsl Ford; F7000; 1975-1971; Cat V150 Dsl Ford; F7000; 1975-1971; Cat V175 Dsl Ford; F7000; 1975-1971; Cat V190 Dsl Ford; F7000; 1975-1971; Cat V290 Dsl Ford; F; 1969-1967; Cat V8-573 Dsl Ford; F; 1970-1967; L6-240 Ford; F; 1970-1967; L6-300 Ford; F; 1970-1967; V8-330 Ford; F; 1970-1966; V8-359 Ford; F; 1970-1966; V8-361 Ford; F; 1970-1966; V8-389 Ford; F; 1970-1966; V8-391	Ford; F; 1966; V8-401 Ford; F; 1966; V8-477 Ford; F; 1966; V8-534 Ford; LN600; 1978-1975; V8-330 Ford; LN600; 1978-1975; V8-359 Ford; LN600; 1978-1975; V8-361 Ford; LN600; 1978-1975; V8-389 Ford; LN600; 1978-1975; V8-391 Ford; LN700; 1978-1975; V8-330 Ford; LN700; 1978-1975; V8-359 Ford; LN700; 1978-1975; V8-361 Ford; LN700; 1978-1975; V8-389 Ford; LN700; 1978-1975; V8-391 Ford; LN700; 1978-1975; V8-330 Ford; LN700; 1978-1975; V8-359 Ford; LN700; 1978-1975; V8-361 Ford; LN700; 1978-1975; V8-389 Ford; LN700; 1978-1975; V8-391 Ford; LN750; 1978-1975; V8-330 Ford; LN750; 1978-1975; V8-359 Ford; LN750; 1978-1975; V8-361 Ford; LN750; 1978-1975; V8-389 Ford; LN750; 1978-1975; V8-391 Ford; LN800; 1978-1975; V8-330 Ford; LN800; 1978-1975; V8-359 Ford; LN800; 1978-1975; V8-361 Ford; LN800; 1978-1975; V8-389 Ford; LN800; 1978-1975; V8-391 Ford; LN800; 1978-1975; V8-401 Ford; LN800; 1978-1975; V8-475 Ford; LN800; 1978-1975; V8-477 Ford; LN800; 1978-1975; V8-534 Ford; LNT800; 1978-1975; V8-330 Ford; LNT800; 1978-1975; V8-359 Ford; LNT800; 1978-1975; V8-361 Ford; LNT800; 1978-1975; V8-389 Ford; LNT800; 1978-1975; V8-391 Ford; LNT800; 1978-1975; V8-401 Ford; LNT800; 1978-1975; V8-475 Ford; LNT800; 1978-1975; V8-477 Ford; LNT800; 1978-1975; V8-534 Ford; LNT880; 1978-1975; V8-401 Ford; LNT880; 1978-1975; V8-475 Ford; LNT880; 1978-1975; V8-477 Ford; LNT880; 1978-1975; V8-534 Ford; LNT900; 1978-1975; V8-401 Ford; LNT900; 1978-1975; V8-475 Ford; LNT900; 1978-1975; V8-477 Ford; LNT900; 1978-1975; V8-534 Ford; N; 1963; V8-302 Ford; N; 1969-1963; V8-330 Ford; N; 1969-1964; V8-359 Ford; N; 1969-1964; V8-361 Ford; N; 1969-1964; V8-389 Ford; N; 1969-1964; V8-391 Ford; N; 1969-1963; V8-401 Ford; N; 1969-1963; V8-477 Ford; N; 1969-1963; V8-534 Ford; W; 1970-1967; DetrDsl 6-71 GMC; Brigadier; 1980-1968; DetrDsl 6V-53 GMC; CE4500; 1968-1967; V8-327 GMC; CE5500; 1969-1967; V8-427 GMC; CE6000; 1969-1967; V8-366 GMC; CE6000; 1969-1967; V8-427 GMC; General; 1980-1979; DetrDsl 6V-92 GMC; T6000; 1973; V8-307 GMC; T6000; 1978-1970; V8-350 GMC; TM7500; 1968-1966; V-6 305 GMC; TM7500; 1968-1966; V-6 351 GMC; TM7500; 1968-1966; V-6 379 GMC; TM7500; 1968-1966; V-6 401 GMC; TM7500; 1968-1966; V-6 432 GMC; TM7500; 1968-1966; V-6 478 GMC; TM8500; 1968-1966; V-6 401 GMC; TM8500; 1968-1966; V-6 432 GMC; TM8500; 1968-1966; V-6 478 GMC; TS5500; 1969-1963; L6-292 GMC; WM7500; 1968-1966; V-6 401 GMC; WM7500; 1968-1966; V-6 432 GMC; WM7500; 1968-1966; V-6 478 GMC; WM8500; 1968-1966; V-6 401 GMC; WM8500; 1968-1966; V-6 432 GMC; WM8500; 1968-1966; V-6 478	Dodge; S500; 1976-1961; Dodge V8-361 Dodge; S500; 1976-1961; Dodge V8-413 Dodge; S600; 1976-1974; Dodge V8-360 Dodge; S600; 1976-1961; Dodge V8-361 Dodge; S600; 1976-1961; Dodge V8-413 Dodge; S700; 1976-1975; Dodge V8-360 Dodge; S700; 1973-1961; Dodge V8-361 Dodge; S700; 1976-1975; Dodge V8-413 Dodge; S700; 1973-1961; Dodge V8-413 Ford; B500; 1979-1967; L6-240 Ford; B500; 1979-1967; L6-300 Ford; B500; 1972-1967; V8-330 Ford; B500; 1972-1967; V8-359 Ford; B500; 1972-1967; V8-361 Ford; B500; 1972-1967; V8-389 Ford; B500; 1972-1967; V8-391 Ford; B600; 1979-1967; L6-240 Ford; B600; 1979-1967; L6-300 Ford; B600; 1973-1967; V8-330 Ford; B600; 1973-1967; V8-359 Ford; B600; 1973-1967; V8-361 Ford; B600; 1973-1967; V8-389 Ford; B600; 1973-1967; V8-391 Ford; B700; 1973-1967; V8-330 Ford; B700; 1973-1967; V8-359 Ford; B700; 1973-1967; V8-361 Ford; B700; 1973-1967; V8-389 Ford; B700; 1973-1967; V8-391 Ford; B750; 1973-1967; V8-330 Ford; B750; 1973-1967; V8-359 Ford; B750; 1973-1967; V8-361 Ford; B750; 1973-1967; V8-389 Ford; B750; 1973-1967; V8-391 Ford; B6000; 1975-1971; Cat V150 Dsl Ford; B6000; 1969-1968; Cat V150 Dsl Ford; B6000; 1975-1971; Cat V175 Dsl Ford; B6000; 1969-1967; Cat V175 Dsl Ford; B7000; 1979-1975; Cat 3208 Dsl Ford; B7000; 1975-1971; Cat V150 Dsl Ford; B7000; 1969-1968; Cat V150 Dsl Ford; B7000; 1975-1971; Cat V175 Dsl Ford; B7000; 1969-1968; Cat V175 Dsl Ford; B7000; 1975-1971; Cat V190 Dsl Ford; B7000; 1969-1968; Cat V190 Dsl Ford; B7000; 1975-1971; Cat V290 Dsl Ford; B7000; 1969-1967; Cat V290 Dsl
SYSTEM & COMPONENT IDENT.			
PASS. CARS			
LIGHT TRUCKS			
MEDIUM/HEAVY TRUCKS			
BUSES			
HOSE NUMERICAL			
REPAIR KITS			
KIT NUMERICAL			
ILLUSTRATIONS			
			71305
			Dodge; A Van; 1969-1970; L6-170 Dodge; A Van; 1970-1969; L6-225 Dodge; D & W Pickup; 1971; L6-198 Dodge; D & W Pickup; 1971-1970; V8-383 Chev; Bison; 1980-1979; DetrDsl 6V-92 Chev; Bruin; 1979-1980; GM V8-427 Chev; C50; 1970; GM DH478 Dsl Chev; C50; 1966-1963; GM L6-230 Chev; C50; 1966-1963; GM L6-250 Chev; C50; 1966-1963; GM V8-283 Chev; C50; 1973; GM V8-307 Chev; C50; 1966-1973; GM V8-327 Chev; C50; 1966; GM V8-366 Chev; C50; 1974-1973; GM V8-427 Chev; C50; 1966; GM V8-427 Chev; C50; 1974-1973; GM V8-454 Chev; C60; 1973; GM V-6 432 Chev; C60; 1973; GM V-6 478 Chev; C60; 1966-1963; GM V8-283 Chev; C60; 1973; GM V8-307 Chev; C60; 1966-1963; GM V8-327 Chev; C60; 1965-1963; GM V8-348 Chev; C60; 1973; GM V8-350 Chev; C60; 1966-1963; GM V8-366 Chev; C60; 1973; GM V8-427 Chev; C60; 1966; GM V8-427 Chev; C60; 1973; GM V8-454 Chev; CD50; 1970-1968; DetrDsl 4-53 Chev; CD60; 1970-1968; DetrDsl 4-53 Chev; CE50; 1966-1963; GM V8-283 Chev; CE50; 1966-1963; GM V8-327 Chev; CE60; 1966-1963; GM V8-283 Chev; CE60; 1966-1963; GM V8-327

Numerical Listing - Power Steering Hose Assemblies and End Fittings

71305 - Continued

Chev; CG50; 1969-1967; GM D478 Dsl
 Chev; CG50; 1969-1967; GM DH478 Dsl
 Chev; CG60; 1969-1967; GM D478 Dsl
 Chev; CG60; 1969-1967; GM DH478 Dsl
 Chev; CM60; 1972-1970; GM V-6 401
 Chev; CM60; 1972-1970; GM V-6 432
 Chev; CM60; 1972-1970; GM V-6 478
 Chev; H70; 1977-1969; DetrDsl 6V-53
 Chev; J70; 1977-1973; DetrDsl 6V-53
 Chev; J80; 1977-1969; DetrDsl 6V-53
 Chev; JV80; 1972-1969; DetrDsl 6V-53
 Chev; L50; 1965-1960; GM V8-283
 Chev; L50; 1965-1962; GM V8-327
 Chev; L60; 1965-1960; GM V8-283
 Chev; L60; 1965-1962; GM V8-327
 Chev; MB60; 1969; GM D478 Dsl
 Chev; MB60; 1969; GM DH478 Dsl
 Chev; MI90; 1966; DetrDsl 6-71
 Chev; T40; 1967-1963; GM L6-230
 Chev; T40; 1968-1963; GM L6-250
 Chev; T40; 1972-1963; GM L6-292
 Chev; T50; 1973; GM D478 Dsl
 Chev; T50; 1973-1963; GM DH478 Dsl
 Chev; T50; 1968-1963; GM V8-283
 Chev; T50; 1968; GM V8-307
 Chev; T50; 1968-1963; GM V8-327
 Chev; T50; 1972-1970; GM V8-350
 Chev; T50; 1973-1966; GM V8-366
 Chev; T50; 1973-1966; GM V8-427
 Chev; T50; 1968-1966; GM V8-454
 Chev; T60; 1975; GM D478 Dsl
 Chev; T60; 1973; GM D478 Dsl
 Chev; T60; 1975; GM DH478 Dsl
 Chev; T60; 1973-1963; GM DH478 Dsl
 Chev; T60; 1968-1963; GM V8-283
 Chev; T60; 1978-1976; GM V8-305
 Chev; T60; 1973; GM V8-307
 Chev; T60; 1968; GM V8-307
 Chev; T60; 1968-1963; GM V8-327
 Chev; T60; 1965-1962; GM V8-348
 Chev; T60; 1978-1970; GM V8-350
 Chev; T60; 1978-1962; GM V8-366
 Chev; T60; 1978-1966; GM V8-427
 Chev; T60; 1968-1966; GM V8-454
 Chev; T65; 1974; GM V-6 305
 Chev; T65; 1974; GM V-6 351
 Chev; T65; 1974; GM V-6 379
 Chev; T65; 1978-1974; GM V8-366
 Chev; T65; 1978-1974; GM V8-427
 Chev; TE50; 1968-1963; GM V8-283
 Chev; TE50; 1968; GM V8-307
 Chev; TE50; 1968-1963; GM V8-327
 Chev; TE50; 1972-1970; GM V8-350
 Chev; TE50; 1972-1970; GM V8-366
 Chev; TE60; 1966-1963; GM V8-283
 Chev; TE60; 1966-1963; GM V8-327
 Chev; TE60; 1972-1970; GM V8-366
 Chev; TE65; 1972-1966; GM V8-366
 Chev; TE65; 1972-1966; GM V8-427
 Chev; TE65; 1968-1966; GM V8-454
 Chev; TE90; 1970; GM V8-637
 Chev; TG50; 1972-1967; GM D478 Dsl
 Chev; TG50; 1972-1967; GM DH478 Dsl
 Chev; TG60; 1972-1967; GM D478 Dsl
 Chev; TG60; 1972-1967; GM DH478 Dsl
 Chev; TM65; 1972; GM V-6 305
 Chev; TM70; 1968-1966; GM V-6 401
 Chev; TM70; 1968-1966; GM V-6 432
 Chev; TM70; 1968-1966; GM V-6 478
 Chev; TM80; 1968-1966; GM V-6 401
 Chev; TM80; 1968-1966; GM V-6 432
 Chev; TM80; 1968-1966; GM V-6 478
 Chev; TV70; 1968-1966; DetrDsl 6V-53
 Chev; U80; 1966; DetrDsl 6V-53
 Chev; W70; 1968-1966; DetrDsl 6V-53
 Chev; WM80; 1968-1966; GM V-6 401
 Chev; WM80; 1968-1966; GM V-6 432
 Chev; WM80; 1968-1966; GM V-6 478
 Chev; Y80; 1966; DetrDsl 6V-53
 Dodge; C500; 1971-1961; Dodge V8-318
 Dodge; C500; 1967-1961; Perkins L6-354 Dsl
 Dodge; C600; 1971-1961; Dodge V8-318

71305 - Continued

Dodge; C600; 1971-1961; Dodge V8-361
 Dodge; C600; 1967-1961; Perkins L6-354 Dsl
 Dodge; D500; 1967-1961; Perkins L6-354 Dsl
 Dodge; D600; 1967-1961; Perkins L6-354 Dsl
 Dodge; D700; 1967-1961; Perkins L6-354 Dsl
 Dodge; LT1000; 1973; DetrDsl 6-71
 Dodge; W500; 1971; Dodge L6-225
 Dodge; W500; 1971-1961; Dodge V8-318
 Dodge; W600; 1971-1961; Dodge V8-318
 Ford; C500; 1978-1976; V8-330
 Ford; C500; 1978-1976; V8-361
 Ford; C500; 1978-1976; V8-391
 Ford; C550; 1978-1976; V8-330
 Ford; C550; 1978-1976; V8-361
 Ford; C550; 1978-1976; V8-391
 Ford; C600; 1978-1976; V8-330
 Ford; C600; 1979-1976; V8-370
 Ford; C600; 1979; V8-429
 Ford; C700; 1978-1976; V8-330
 Ford; C700; 1978-1976; V8-361
 Ford; C700; 1979-1976; V8-370
 Ford; C700; 1979; V8-429
 Ford; C750; 1978-1976; V8-330
 Ford; C750; 1978-1976; V8-361
 Ford; C750; 1978-1976; V8-391
 Ford; C800; 1978-1976; V8-330
 Ford; C800; 1978-1976; V8-361
 Ford; C800; 1979-1976; V8-370
 Ford; C800; 1979; V8-429
 Ford; C850; 1979-1976; V8-401
 Ford; C850; 1979-1976; V8-475
 Ford; C850; 1979-1976; V8-477
 Ford; C850; 1979-1976; V8-534
 Ford; C900; 1979-1976; V8-401
 Ford; C900; 1981-1976; V8-7.8
 Ford; C900; 1979-1976; V8-477
 Ford; C900; 1981-1976; V8-8.8
 Ford; C950; 1979-1976; V8-401
 Ford; C950; 1979-1976; V8-475
 Ford; C950; 1979-1976; V8-477
 Ford; C950; 1979-1976; V8-534
 Ford; C1000; 1979-1976; V8-401
 Ford; C1000; 1979-1976; V8-475
 Ford; C1000; 1979-1976; V8-477
 Ford; C1000; 1979-1976; V8-534
 Ford; C1100; 1979-1976; V8-401
 Ford; C1100; 1979-1976; V8-475
 Ford; C1100; 1979-1976; V8-477
 Ford; C1100; 1979-1976; V8-534
 Ford; C6000; 1979-1976; Cat 3208 Dsl
 Ford; C7000; 1983-1976; Cat 3208 Dsl
 Ford; C8000; 1983-1976; Cat 3208 Dsl
 Ford; CT700; 1978-1976; V8-330
 Ford; CT700; 1978-1976; V8-361
 Ford; CT700; 1978-1976; V8-391
 Ford; CT750; 1978-1976; V8-330
 Ford; CT750; 1978-1976; V8-361
 Ford; CT750; 1978-1976; V8-391
 Ford; CT800; 1978-1976; V8-330
 Ford; CT800; 1978-1976; V8-361
 Ford; CT800; 1979-1976; V8-370
 Ford; CT800; 1979; V8-429
 Ford; CT850; 1979-1976; V8-401
 Ford; CT850; 1979-1976; V8-475
 Ford; CT850; 1979-1976; V8-477
 Ford; CT850; 1979-1976; V8-534
 Ford; CT900; 1980; V8-7.8
 Ford; CT900; 1980-1976; V8-8.8
 Ford; CT950; 1979-1976; V8-475
 Ford; CT950; 1979-1976; V8-477
 Ford; CT950; 1979-1976; V8-534
 Ford; CT8000; 1983-1976; Cat 3208 Dsl
 GMC; Brigadier; 1980-1979; Cat 3208 Dsl
 GMC; Brigadier; 1979-1980; V8-427
 GMC; CE5000; 1973; V8-307
 GMC; CE5000; 1973; V8-350
 GMC; CE6000; 1973; V8-307
 GMC; CE6000; 1973; V8-350
 GMC; CE6000; 1973; V8-427
 GMC; CE6000; 1973; V8-454
 GMC; CE6500; 1973; V8-427

71305 - Continued

GMC; CE6500; 1973-1970; V8-454
 GMC; CG5500; 1972-1970; GMC DH478 Dsl
 GMC; CG6000; 1975-1973; GMC D478 Dsl
 GMC; CG6000; 1975-1973; GMC DH478 Dsl
 GMC; CM5500; 1973-1970; V-6 305
 GMC; CM5500; 1973-1970; V-6 351
 GMC; CM5500; 1973-1970; V-6 379
 GMC; CM6500; 1973-1970; V-6 305
 GMC; CM6500; 1973-1970; V-6 351
 GMC; CM6500; 1973-1970; V-6 379
 GMC; CM6500; 1973-1970; V-6 401
 GMC; CM6500; 1973-1970; V-6 432
 GMC; CM6500; 1973-1970; V-6 478
 GMC; EG4500; 1967; GMC D351 Dsl
 GMC; EG5500; 1969-1967; GMC D478 Dsl
 GMC; EG5500; 1969-1967; GMC DH478 Dsl
 GMC; EG6500; 1969-1967; GMC D478 Dsl
 GMC; EG6500; 1969-1967; GMC DH478 Dsl
 GMC; General; 1980-1979; DetrDsl 6V-92
 GMC; HI9500; 1966; DetrDsl 6-71
 GMC; JN7500; 1968-1966; DetrDsl 6V-53
 GMC; JN8500; 1968-1966; DetrDsl 6V-53
 GMC; JN8500; 1966; DetrDsl 6V-53N
 GMC; JN8500; 1966; DetrDsl 6V-53T
 GMC; MM6500; 1974-1970; V-6 401
 GMC; MM6500; 1974-1970; V-6 432
 GMC; MM6500; 1974-1970; V-6 478
 GMC; T6000; 1966-1963; V8-283
 GMC; T6000; 1973; V8-307
 GMC; T6000; 1966-1963; V8-327
 GMC; T6000; 1978-1973; V8-350
 GMC; T6000; 1978-1966; V8-366
 GMC; T6000; 1978-1966; V8-427
 GMC; T6000; 1969-1966; V8-454
 GMC; T6500; 1978; V8-366
 GMC; T6500; 1978; V8-427
 GMC; TE5500; 1968-1963; V8-283
 GMC; TE5500; 1968; V8-307
 GMC; TE5500; 1968-1963; V8-327
 GMC; TE5500; 1972-1970; V8-350
 GMC; TE5500; 1977-1966; V8-366
 GMC; TE5500; 1968-1966; V8-454
 GMC; TE6500; 1968-1966; V8-454
 GMC; TG5500; 1975-1972; GMC D478 Dsl
 GMC; TG5500; 1969-1967; GMC D478 Dsl
 GMC; TG5500; 1975-1972; GMC DH478 Dsl
 GMC; TG5500; 1969-1967; GMC DH478 Dsl
 GMC; TG6000; 1975-1972; GMC D478 Dsl
 GMC; TG6000; 1969-1967; GMC D478 Dsl
 GMC; TG6000; 1975-1972; GMC DH478 Dsl
 GMC; TG6000; 1969-1967; GMC DH478 Dsl
 GMC; TG6500; 1974-1972; GMC D478 Dsl
 GMC; TG6500; 1974-1970; GMC DH478 Dsl
 GMC; TM5500; 1974-1970; V-6 351
 GMC; TM5500; 1974-1970; V-6 379
 GMC; TM6000; 1974-1970; V-6 305
 GMC; TM6000; 1974-1970; V-6 351
 GMC; TM6000; 1974-1970; V-6 379
 GMC; TM6500; 1974-1970; V-6 305
 GMC; TM6500; 1974-1970; V-6 351
 GMC; TM6500; 1974-1970; V-6 379
 GMC; TM7500; 1968-1966; V-6 305
 GMC; TM7500; 1968-1966; V-6 351
 GMC; TM7500; 1968-1966; V-6 379
 GMC; TM7500; 1973; V-6 401
 GMC; TM7500; 1968-1966; V-6 401
 GMC; TM7500; 1973; V-6 432
 GMC; TM7500; 1968-1966; V-6 432
 GMC; TM7500; 1973; V-6 478
 GMC; TM7500; 1968-1966; V-6 478
 GMC; TM8500; 1968-1966; V-6 401
 GMC; TM8500; 1968-1966; V-6 432
 GMC; TM8500; 1968-1966; V-6 478
 GMC; TS5500; 1972-1963; L6-292
 GMC; TV7500; 1977-1966; DetrDsl 6V-53
 GMC; WM7500; 1968-1966; V-6 401
 GMC; WM7500; 1968-1966; V-6 432
 GMC; WM7500; 1968-1966; V-6 478
 GMC; WM8500; 1968-1966; V-6 401
 GMC; WM8500; 1968-1966; V-6 432
 GMC; WM8500; 1968-1970; V-6 478
 GMC; WV7500; 1967-1966; DetrDsl 6V-53

SYSTEM
PUMP &
GEAR
IDENT.

SYSTEM &
COM-
PONENT
IDENT.

PASS.
CARS

LIGHT
TRUCKS

MEDIUM/
HEAVY
TRUCKS

BUSES

HOSE
NUMER-
ICAL

REPAIR
KITS

KIT
NUMER-
ICAL

ILLUST-
RATIONS

Numerical Listing - Power Steering Hose Assemblies and End Fittings

71317	71350 - Continued	71350 - Continued
Cad; Cimarron; 1986-1985; V6-2.8 Chev; Cavalier; 1986-1985; V6-2.8 Olds; Firenza; 1986-1985; V6-2.8	Buick; Electra; 1985-1977; V8-5.7 Dsl Buick; Estate Wagon; 1973-1972; V8-350 Buick; Estate Wagon; 1979-1971; V8-403 Buick; Lesabre; 1986; V6-3.0 Buick; Lesabre; 1995-1991; V6-3.8 Buick; Lesabre; 1986-1980; V6-3.8 Buick; Lesabre; 1984-1980; V6-4.1 Buick; Lesabre; 1982-1980; V8-4.4 (Canada) Buick; Lesabre; 1990-1980; V8-5.0 Buick; Lesabre; 1985-1980; V8-5.7 Dsl Buick; Lesabre; 1971-1970; V8-455 Buick; Park Ave.; 1995-1991; V6-3.8 Buick; Regal; 1989-1988; V6-2.8 Buick; Regal; 1995-1989; V6-3.1 Buick; Regal; 1995-1994; V6-3.8 Buick; Regal; 1991-1990; V6-3.8 Buick; Regal; 1987-1980; V6-3.8 Buick; Regal; 1984-1982; V6-4.1 Buick; Regal; 1985-1980; V6-4.3 Dsl Buick; Regal; 1982-1980; V8-4.4 (Canada) Buick; Regal; 1987-1986; V8-5.0 Buick; Regal; 1980; V8-5.0 Buick; Regal; 1985-1982; V8-5.0 (Canada) Buick; Regal; 1985; V8-5.7 Dsl Buick; Regal; 1983-1981; V8-5.7 Dsl Buick; Riviera; 1985-1980; V6-3.8 Buick; Riviera; 1984-1981; V6-4.1 Buick; Riviera; 1985-1980; V8-5.0 Buick; Riviera; 1980; V8-5.7 Buick; Riviera; 1985-1981; V8-5.7 Dsl Buick; Skyhawk; 1986-1982; L4-1.8 Buick; Skyhawk; 1989; L4-2.0 Buick; Skyhawk; 1987-1982; L4-2.0 Buick; Skyhawk; 1980; V6-3.8 Buick; Skylark; 1987-1980; L4-2.5 Buick; Skylark; 1988-1986; V6-3.0 Buick; Skylark; 1994; V6-3.1 Buick; Skylark; 1992-1989; V6-3.3 Buick; Somerset; 1987-1985; L4-2.5 Buick; Somerset Regal; 1985; V6-3.0 Cad; Allante; 1993; V8-4.6 Cad; Brougham; 1990-1987; V8-5.0 Cad; Cimarron; 1982; L4-1.8 Cad; Cimarron; 1986-1983; L4-2.0 Cad; Cimarron; 1988-1985; V6-2.8 Cad; Deville; 1982-1980; V6-4.1 Cad; Deville; 1985-1982; V6-4.3 Dsl Cad; Deville; 1995-1991; V8-4.6 Cad; Deville; 1984-1980; V8-5.7 Dsl Cad; Eldorado; 1982-1981; V6-4.1 Cad; Eldorado; 1985-1982; V8-4.1 Cad; Eldorado; 1995-1993; V8-4.6 Cad; Eldorado; 1993; V8-4.9 Cad; Eldorado; 1980; V8-5.7 Cad; Eldorado; 1985-1980; V8-5.7 Dsl Cad; Fleetwood; 1982-1980; V6-4.1 Cad; Fleetwood; 1985-1982; V6-4.3 Dsl Cad; Fleetwood; 1992-1991; V8-4.9 Cad; Fleetwood; 1986-1980; V8-5.0 Cad; Fleetwood; 1984-1980; V8-6.0 Cad; Seville; 1982-1981; V6-4.1 Cad; Seville; 1985-1982; V8-4.1 Cad; Seville; 1995-1993; V8-4.6 Cad; Seville; 1993; V8-4.9 Cad; Seville; 1980; V8-5.7 Cad; Seville; 1985-1980; V8-5.7 Dsl Cad; Sixty Special; 1993; V8-4.9 Chev; Astro; 1990-1985; L4-2.5 Chev; Astro; 1995-1986; V6-4.3 Chev; BelAir; 1981-1980; V6-3.8 (Canada) Chev; Beretta; 1989-1987; L4-2.0 Chev; Beretta; 1995-1994; L4-2.2 Chev; Beretta; 1991-1987; L4-2.2 Chev; Beretta; 1995-1990; V6-3.1 Chev; Blazer; 1982-1980; L6-4.1 Chev; Blazer; 1995; V6-4.3 Chev; Blazer; 1982-1980; V8-5.0 Chev; Blazer; 1982-1980; V8-5.7 Chev; Blazer; 1982; V8-6.2 Dsl Chev; Blazer Compact; 1984-1983; L4-1.9 Chev; Blazer Compact; 1988-1985; L4-2.5 Chev; Blazer Compact; 1989-1983; V6-2.8	Chev; Blazer Full Size; 1991-1994; V8-6.2 Dsl Chev; C&K Pickup; 1984-1980; L6-4.1 Chev; C&K Pickup; 1986-1980; L6-4.8 Chev; C&K Pickup; 1995-1988; V6-4.3 Chev; C&K Pickup; 1986-1985; V6-4.3 Chev; C&K Pickup; 1995-1988; V8-5.0 Chev; C&K Pickup; 1986-1980; V8-5.0 Chev; C&K Pickup; 1995-1988; V8-5.7 Chev; C&K Pickup; 1986-1980; V8-5.7 Chev; C&K Pickup; 1993-1988; V8-6.2 Dsl Chev; C&K Pickup; 1986-1982; V8-6.2 Dsl Chev; C&K Pickup; 1995-1992; V8-6.5 Dsl Chev; C&K Pickup; 1980-1981; V8-6.6 Chev; C&K Pickup; 1995-1988; V8-7.4 Chev; C&K Pickup; 1986-1980; V8-7.4 Chev; Camaro; 1986-1982; L4-2.5 Chev; Camaro; 1989-1982; V6-2.8 Chev; Camaro; 1992-1990; V6-3.1 Chev; Camaro; 1981-1980; V6-3.8 Chev; Camaro; 1992-1980; V8-5.0 Chev; Camaro; 1992-1987; V8-5.7 Chev; Camaro; 1981-1980; V8-5.7 Chev; Caprice; 1984-1980; V6-3.8 Chev; Caprice; 1985; V6-3.8 (Canada) Chev; Caprice; 1988-1985; V6-4.3 Chev; Caprice; 1982-1980; V8-4.4 Chev; Caprice; 1993-1980; V8-5.0 Chev; Caprice; 1993-1990; V8-5.7 Chev; Caprice; 1988-1986; V8-5.7 Chev; Caprice; 1982; V8-5.7 Chev; Caprice; 1980; V8-5.7 Chev; Caprice; 1985-1980; V8-5.7 Dsl Chev; Cavalier; 1982; L4-1.8 Chev; Cavalier; 1987-1983; L4-2.0 Chev; Cavalier; 1989-1985; V6-2.8 Chev; Cavalier; 1992-1990; V6-3.1 Chev; Celebrity; 1985-1982; L4-2.5 Chev; Celebrity; 1989-1987; V6-2.8 Chev; Celebrity; 1985; V6-2.8 Chev; Celebrity; 1990; V6-3.1 Chev; Chevette; 1987-1981; L4-1.6 Chev; Chevette; 1986-1981; L4-1.8 Dsl Chev; Citation; 1985-1980; L4-2.5 Chev; Citation; 1985; V6-2.8 Chev; Citation; 1981-1980; V6-2.8 Chev; Corsica; 1989-1987; L4-2.0 Chev; Corsica; 1995-1994; L4-2.2 Chev; Corsica; 1991-1987; L4-2.2 Chev; Corsica; 1995-1990; V6-3.1 Chev; Corvette; 1980; V8-5.0 Chev; Corvette; 1995-1990; V8-5.7 Chev; Corvette; 1987-1984; V8-5.7 Chev; Corvette; 1982-1980; V8-5.7 Chev; El Camino; 1984-1980; V6-3.8 Chev; El Camino; 1987-1985; V6-4.3 Chev; El Camino; 1982-1980; V8-4.4 Chev; El Camino; 1987-1980; V8-5.0 Chev; El Camino; 1984-1985; V8-5.7 Dsl Chev; G Van; 1995-1980; V8-5.0 Chev; G Van; 1995-1980; V8-5.7 Chev; G Van; 1993-1983; V8-6.2 Dsl Chev; G Van; 1995-1994; V8-6.5 Dsl Chev; G Van; 1980; V8-6.6 Chev; G Van; 1995-1988; V8-7.4 Chev; Impala; 1984-1980; V6-3.8 Chev; Impala; 1985; V6-3.8 (Canada) Chev; Impala; 1985; V6-4.3 Chev; Impala; 1982-1980; V8-4.4 Chev; Impala; 1985-1980; V8-5.0 Chev; Impala; 1985-1980; V8-5.7 Chev; Impala; 1985-1980; V8-5.7 Dsl Chev; Lumina; 1993-1990; L4-2.2 Chev; Lumina; 1995-1990; V6-3.1 Chev; Lumina; 1995-1991; V6-3.4 Chev; Lumina APV; 1995-1990; V6-3.1 Chev; Lumina APV; 1995-1992; V6-3.8 Chev; Luv Pickup; 1982-1981; L4-1.8 Chev; Malibu; 1983-1980; V6-3.8 Chev; Malibu; 1983-1982; V6-4.3 Dsl Chev; Malibu; 1982-1980; V8-4.4 Chev; Malibu; 1983-1980; V8-5.0 Chev; Malibu; 1983-1982; V8-5.7 Dsl
71318		
Chev; Camaro; 1986-1982; L4-2.5 Chev; Camaro; 1987-1982; V6-2.8 Pont; Firebird; 1986-1982; V6-2.8		
71319		
Buick; Electra; 1985; V6-3.0 Buick; Electra; 1985-1986; V6-4.3 Dsl Buick; Lesabre; 1986; V6-3.8 Cad; Deville; 1985; V6-4.3 Dsl Cad; Fleetwood; 1985; V6-4.3 Dsl Olds; Delta 88; 1986; V6-3.0 Olds; Delta 88; 1986-1985; V6-3.8 Olds; Ninety Eight; 1985; V6-4.3 Dsl		
71320		
Buick; Skyhawk; 1985-1986; L4-1.8 Cad; Cimarron; 1985; L4-2.0 Cad; Cimarron; 1985; V6-2.8 Chev; Cavalier; 1985; L4-2.0 Chev; Cavalier; 1985; V6-2.8 Olds; Calais; 1986-1985; L4-2.5 Olds; Firenza; 1985; V6-2.8 Pont; Grand Am; 1986-1985; L4-2.5 Pont; Sunbird; 1985; L4-1.8 Pont; Sunbird; 1985; L4-2.0 Pont; 2000 Sunbird; 1984; L4-1.8 Pont; 6000; 1982; L4-2.5		
71322		
Buick; Century; 1986-1982; L4-2.5 Buick; Skylark; 1985-1981; L4-2.5 Chev; Caprice; 1990-1989; V6-4.3 Chev; Caprice; 1989; V8-5.7 Chev; Celebrity; 1986-1982; L4-2.5 Chev; Celebrity; 1986-1981; V6-2.8 Olds; Cutlass Ciera; 1986-1982; L4-2.5 Olds; Omega; 1984-1982; L4-2.5 Pont; Phoenix; 1984-1981; L4-2.5 Pont; 6000; 1986-1983; L4-2.5 Pont; 6000; 1986; V6-2.8		
71324		
Ford; Custom 500; 1977-1975; V8-351 Ford; Custom 500; 1977-1975; V8-400 Ford; Ltd; 1977; V8-302 Ford; Ltd; 1977-1975; V8-351 Ford; Ltd; 1977-1975; V8-400 Merc; Grand Marquis; 1977-1975; V8-400 Merc; Marquis; 1977-1975; V8-400		
71345		
Ford; Granada; 1976-1975; V8-302 Merc; Monarch; 1976-1975; V8-302		
71346		
Ford; Granada; 1977-1976; V8-302 Merc; Monarch; 1977-1976; V8-302		
71350		
Buick; Century; 1986-1982; L4-2.5 Buick; Century; 1989-1987; V6-2.8 Buick; Century; 1995-1985; V6-3.1 Buick; Century; 1981-1980; V6-3.8 Buick; Century; 1982-1980; V6-4.3 Dsl Buick; Century; 1980-1981; V8-5.0 Buick; Century; 1981; V8-5.7 Dsl Buick; Electra; 1986-1980; V6-3.8 Buick; Electra; 1985; V6-4.3 Dsl Buick; Electra; 1980; V8-4.9 Buick; Electra; 1989-1981; V8-5.0		

**SYSTEM
PUMP &
GEAR
IDENT.**

**SYSTEM &
COM-
PONENT
IDENT.**

**PASS.
CARS**

**LIGHT
TRUCKS**

**MEDIUM/
HEAVY
TRUCKS**

BUSES

**HOSE
NUMER-
ICAL**

**REPAIR
KITS**

**KIT
NUMER-
ICAL**

**ILLUST-
RATIONS**

Numerical Listing - Power Steering Hose Assemblies and End Fittings

	71350 - Continued	71350 - Continued	71350 - Continued
SYSTEM PUMP & GEAR IDENT.	Chev; Monte Carlo; 1995; V6-3.1 Chev; Monte Carlo; 1995-1980; V6-3.4 Chev; Monte Carlo; 1987-1985; V6-3.8 (Canada) Chev; Monte Carlo; 1988-1985; V6-4.3 Chev; Monte Carlo; 1983-1982; V6-4.3 Dsl Chev; Monte Carlo; 1982-1980; V8-4.4 Chev; Monte Carlo; 1988-1980; V8-5.0 Chev; Monte Carlo; 1984-1982; V8-5.7 Dsl Chev; Monza; 1980; L4-2.5 Chev; Monza; 1980; V6-3.8 Chev; Nova; 1988-1985; L4-1.6 Chev; P Van; 1991-1989; L4-3.9 Dsl Chev; P Van; 1989-1980; L6-4.8 Chev; P Van; 1995-1990; V6-4.3 Chev; P Van; 1995-1980; V8-5.7 Chev; P Van; 1993-1982; V8-6.2 Dsl Chev; P Van; 1995-1980; V8-6.5 Dsl Chev; R&V Pickup; 1988-1987; L6-4.8 Chev; R&V Pickup; 1987; V6-4.3 Chev; R&V Pickup; 1987; V8-5.0 Chev; R&V Pickup; 1991-1987; V8-5.7 Chev; R&V Pickup; 1991-1987; V8-6.2 Dsl Chev; R&V Pickup; 1991-1987; V8-7.4 Chev; S Pickup; 1985-1982; L4-1.9 Chev; S Pickup; 1984-1983; L4-2.0 Chev; S Pickup; 1995-1994; L4-2.2 Chev; S Pickup; 1985-1983; L4-2.2 Dsl Chev; S Pickup; 1993-1985; L4-2.5 Chev; S Pickup; 1993-1982; V6-2.8 Chev; S Pickup; 1995-1988; V6-4.3 Chev; Spectrum; 1988-1985; L4-1.5 Chev; Suburban; 1987-1981; V8-5.0 Chev; Suburban; 1995-1982; V8-5.7 Chev; Suburban; 1995-1994; V8-6.5 Dsl Chev; Suburban; 1980; V8-6.6 Chev; Suburban; 1995-1980; V8-7.4 Chev; Tahoe; 1995; V8-5.7 Chev; Tahoe; 1995; V8-6.5 Dsl Chev; Tracker; 1992-1989; L4-1.6 (Canada) Dodge; D & W Pickup; 1981; L6-3.7 Dodge; D & W Pickup; 1969-1968; L6-225 Dodge; D & W Pickup; 1968; L6-251 Dodge; D & W Pickup; 1978; V8-318 Dodge; D & W Pickup; 1969-1968; V8-318 Dodge; D & W Pickup; 1978; V8-360 Dodge; D & W Pickup; 1969-1968; V8-383 Ford; Gran Torino; 1976-1975; V8-351 Ford; Thunderbird; 1979-1978; V8-302 Ford; Thunderbird; 1978; V8-400 Ford; Torino; 1976-1975; V8-351 Geo; Metro; 1995-1989; L3-1.0 Geo; Prizm; 1995-1993; L4-1.8 Geo; Spectrum; 1989; L4-1.5 Geo; Storm; 1993-1990; L4-1.6 Geo; Storm; 1993-1992; L4-1.8 Geo; Tracker; 1995-1989; L4-1.6 GMC; C&K Pickup; 1984-1980; L6-4.1 GMC; C&K Pickup; 1986-1980; L6-4.8 GMC; C&K Pickup; 1995-1988; V6-4.3 GMC; C&K Pickup; 1986-1985; V6-4.3 GMC; C&K Pickup; 1995-1988; V8-5.0 GMC; C&K Pickup; 1986-1980; V8-5.0 GMC; C&K Pickup; 1995-1988; V8-5.7 GMC; C&K Pickup; 1986-1980; V8-5.7 GMC; C&K Pickup; 1993-1988; V8-6.2 Dsl GMC; C&K Pickup; 1986-1982; V8-6.2 Dsl GMC; C&K Pickup; 1995-1992; V8-6.5 Dsl GMC; C&K Pickup; 1980-1981; V8-6.6 GMC; C&K Pickup; 1995-1988; V8-7.4 GMC; C&K Pickup; 1986-1980; V8-7.4 GMC; Caballero; 1984-1980; V6-3.8 GMC; Caballero; 1987-1985; V6-4.3 GMC; Caballero; 1982-1980; V8-4.4 GMC; Caballero; 1987-1980; V8-5.0 GMC; Caballero; 1984-1985; V8-5.7 Dsl GMC; G Van; 1995-1980; V8-5.0 GMC; G Van; 1995-1980; V8-5.7 GMC; G Van; 1993-1983; V8-6.2 Dsl GMC; G Van; 1995-1994; V8-6.5 Dsl GMC; G Van; 1980; V8-6.6 GMC; G Van; 1995-1988; V8-7.4 GMC; Jimmy; 1982-1980; L6-4.1	GMC; Jimmy; 1995-1992; V6-4.3 GMC; Jimmy; 1982-1980; V8-5.0 GMC; Jimmy; 1982-1980; V8-5.7 GMC; Jimmy; 1982; V8-6.2 Dsl GMC; Jimmy Compact; 1984-1983; L4-1.9 GMC; Jimmy Compact; 1988-1985; L4-2.5 GMC; Jimmy Compact; 1989-1983; V6-2.8 GMC; Jimmy Compact; 1991-1983; V6-4.3 GMC; Jimmy Full Size; 1991-1983; V8-5.7 GMC; Jimmy Full Size; 1991-1983; V8-6.2 Dsl GMC; P Van; 1991-1989; L4-3.9 Dsl GMC; P Van; 1989-1980; L6-4.8 GMC; P Van; 1995-1990; V6-4.3 GMC; P Van; 1995-1980; V8-5.7 GMC; P Van; 1993-1982; V8-6.2 Dsl GMC; P Van; 1995-1980; V8-6.5 Dsl GMC; R&V Pickup; 1988-1987; L6-4.8 GMC; R&V Pickup; 1987; V6-4.3 GMC; R&V Pickup; 1987; V8-5.0 GMC; R&V Pickup; 1991-1987; V8-5.7 GMC; R&V Pickup; 1991-1987; V8-6.2 Dsl GMC; R&V Pickup; 1991-1987; V8-7.4 GMC; S Pickup; 1985-1982; L4-1.9 GMC; S Pickup; 1984-1983; L4-2.0 GMC; S Pickup; 1985-1984; L4-2.2 Dsl GMC; S Pickup; 1990-1985; L4-2.5 GMC; S Pickup; 1990-1982; V6-2.8 GMC; S Pickup; 1990-1988; V6-4.3 GMC; Safari; 1990-1985; L4-2.5 GMC; Safari; 1995-1985; V6-4.3 GMC; Sonoma; 1995-1991; L4-2.2 GMC; Sonoma; 1993-1991; V6-2.8 GMC; Sonoma; 1995-1991; V6-4.3 GMC; Suburban; 1987-1981; V8-5.0 GMC; Suburban; 1995-1982; V8-5.7 GMC; Suburban; 1995-1994; V8-6.5 Dsl GMC; Suburban; 1980; V8-6.6 GMC; Suburban; 1995-1980; V8-7.4 GMC; Sycamore; 1992-1991; V6-4.3 GMC; Tracker; 1991-1990; L4-1.6 (Canada) GMC; Typhoon; 1993-1992; V6-4.3 GMC; Yukon; 1995-1992; V8-5.7 GMC; Yukon; 1995-1994; V8-6.5 Dsl Linc; Continental; 1972; V8-460 Olds; Achieva; 1994-1992; V6-3.1 Olds; Bravada; 1994-1991; V6-4.3 Olds; Calais; 1987-1985; L4-2.5 Olds; Calais; 1987-1985; V6-3.0 Olds; Custom Cruiser; 1990-1980; V8-5.0 Olds; Custom Cruiser; 1980; V8-5.7 Olds; Custom Cruiser; 1985-1980; V8-5.7 Dsl Olds; Custom Cruiser; 1977; V8-403 Olds; Cutlass; 1987-1980; V6-3.8 Olds; Cutlass; 1984-1982; V6-4.3 Dsl Olds; Cutlass; 1982-1980; V8-4.3 Olds; Cutlass; 1982-1981; V8-4.4 (Canada) Olds; Cutlass; 1987-1982; V8-5.0 Olds; Cutlass; 1980; V8-5.0 Olds; Cutlass; 1980; V8-5.7 Olds; Cutlass; 1985-1980; V8-5.7 Dsl Olds; Cutlass Calais; 1988; V6-3.0 Olds; Cutlass Calais; 1991-1989; V6-3.3 Olds; Cutlass Ciera; 1984-1982; L4-2.5 Olds; Cutlass Ciera; 1989-1987; V6-2.8 Olds; Cutlass Ciera; 1995-1985; V6-3.1 Olds; Cutlass Ciera; 1982; V6-4.3 Dsl Olds; Cutlass Cruiser; 1994-1990; V6-3.1 Olds; Cutlass Cruiser; 1981; V6-3.8 Olds; Cutlass Cruiser; 1981-1980; V8-5.0 Olds; Cutlass Supreme; 1989-1988; V6-2.8 Olds; Cutlass Supreme; 1995-1989; V6-3.1 Olds; Cutlass Supreme; 1995-1991; V6-3.4 Olds; Cutlass Supreme; 1988; V8-5.0 Olds; Delta 88; 1986; V6-3.0 Olds; Delta 88; 1986-1980; V6-3.8 Olds; Delta 88; 1982-1980; V8-4.3 Olds; Delta 88; 1982-1981; V8-4.4 (Canada) Olds; Delta 88; 1985-1980; V8-5.0 Olds; Delta 88; 1980; V8-5.7 Olds; Delta 88; 1985-1980; V8-5.7 Dsl Olds; Eighty Eight; 1995-1990; V6-3.8 Olds; Firenza; 1986-1985; L4-1.8	Olds; Firenza; 1983-1982; L4-1.8 Olds; Firenza; 1987-1983; L4-2.0 Olds; Firenza; 1987-1985; V6-2.8 Olds; Ninety Eight; 1995-1990; V6-3.8 Olds; Ninety Eight; 1986-1985; V6-3.8 Olds; Ninety Eight; 1983-1981; V6-4.1 Olds; Ninety Eight; 1985-1980; V6-4.3 Dsl Olds; Ninety Eight; 1980; V8-5.7 Olds; Ninety Eight; 1984-1980; V8-5.7 Dsl Olds; Omega; 1984-1980; L4-2.5 Olds; Silhouette; 1994-1990; V6-3.1 Olds; Silhouette; 1995-1992; V6-3.8 Olds; Starfire; 1980; L4-2.5 Olds; Starfire; 1980; V6-3.8 Olds; Toronado; 1984-1981; V6-4.1 Olds; Toronado; 1985-1980; V8-5.0 Olds; Toronado; 1980; V8-5.7 Olds; Toronado; 1985-1980; V8-5.7 Dsl Ply; Grand Voyager; 1987; L4-2.2 Ply; Grand Voyager; 1989-1987; L4-2.5 Ply; Grand Voyager; 1995-1990; V6-3.3 Ply; Grand Voyager; 1995-1994; V6-3.8 Ply; Voyager; 1987-1984; L4-2.2 Ply; Voyager; 1990-1987; L4-2.5 Ply; Voyager; 1993-1991; V6-3.3 Pont; Acadian; 1986-1981; L4-1.8 Dsl (Canada) Pont; Bonneville; 1995-1990; V6-3.8 Pont; Bonneville; 1986-1980; V6-3.8 Pont; Bonneville; 1982; V6-4.1 Pont; Bonneville; 1986; V6-4.3 Pont; Bonneville; 1981-1980; V8-4.3 Pont; Bonneville; 1980; V8-4.9 Pont; Bonneville; 1986-1983; V8-5.0 Pont; Bonneville; 1981-1980; V8-5.0 Pont; Bonneville; 1984-1980; V8-5.7 Dsl Pont; Catalina; 1980; V8-4.9 Pont; Catalina; 1980; V8-5.7 Pont; Firebird; 1986-1982; L4-2.5 Pont; Firebird; 1989-1982; V6-2.8 Pont; Firebird; 1992-1989; V6-3.1 Pont; Firebird; 1981; V6-3.8 Pont; Firebird; 1981-1980; V8-4.9 Pont; Firebird; 1977; V8-301 Pont; Firebird; 1992-1980; V8-5.0 Pont; Firebird; 1992-1987; V8-5.7 Pont; Firebird; 1977-1985; V8-403 Pont; Grand Am; 1987-1985; V6-3.0 Pont; Grand Am; 1994-1992; V6-3.1 Pont; Grand Am; 1980; V8-4.9 Pont; Grand Am; 1980; V8-5.0 Pont; Grand Lemans; 1983-1982; V6-3.8 (Canada) Pont; Grand Lemans; 1982-1980; V6-4.1 (Canada) Pont; Grand Lemans; 1982-1980; V8-4.4 (Canada) Pont; Grand Lemans; 1980; V8-5.0 Pont; Grand Lemans; 1983-1981; V8-5.0 (Canada) Pont; Grand Lemans; 1983-1982; V8-5.7 Dsl (Canada) Pont; Grand Prix; 1989-1988; V6-2.8 Pont; Grand Prix; 1995-1989; V6-3.1 Pont; Grand Prix; 1995-1991; V6-3.4 Pont; Grand Prix; 1987-1980; V6-3.8 Pont; Grand Prix; 1982; V6-4.1 Pont; Grand Prix; 1987-1986; V6-4.3 Pont; Grand Prix; 1981-1980; V8-4.3 Pont; Grand Prix; 1982-1980; V8-4.4 (Canada) Pont; Grand Prix; 1987-1983; V8-5.0 Pont; Grand Prix; 1980; V8-5.0 Pont; Grand Prix; 1984-1981; V8-5.7 Dsl Pont; Laurentian; 1981-1980; V8-4.4 (Canada) Pont; Laurentian; 1980; V8-5.7 (Canada) Pont; Lemans; 1993-1988; L4-1.6 Pont; Lemans; 1981-1980; V6-3.8 Pont; Lemans; 1980-1981; V8-5.0 Pont; Parisienne; 1984-1983; V6-3.8 Pont; Parisienne; 1985; V6-3.8 (Canada) Pont; Parisienne; 1982-1980; V6-3.8 (Canada) Pont; Parisienne; 1986-1985; V6-4.3 Pont; Parisienne; 1981-1980; V8-4.3 (Canada) Pont; Parisienne; 1986-1980; V8-5.0 Pont; Parisienne; 1980; V8-5.7 (Canada)
SYSTEM & COMPONENT IDENT.			
PASS. CARS			
LIGHT TRUCKS			
MEDIUM/HEAVY TRUCKS			
BUSES			
HOSE NUMERICAL			
REPAIR KITS			
KIT NUMERICAL			
ILLUSTRATIONS			

Numerical Listing - Power Steering Hose Assemblies and End Fittings

71350 - Continued

Pont; Parisienne; 1985-1980; V8-5.7 Dsl
 Pont; Phoenix; 1980; L4-2.5
 Pont; Phoenix; 1980; V6-2.8
 Pont; Safari; 1989-1985; V8-5.0
 Pont; Sunbird; 1989-1985; L4-2.0
 Pont; Sunbird; 1980; L4-2.5
 Pont; Sunbird; 1994-1980; V6-3.1
 Pont; Sunburst; 1988-1985; L4-1.5 (Canada)
 Pont; T1000; 1982-1981; L4-1.6
 Pont; Tempest; 1989-1987; L4-2.0 (Canada)
 Pont; Tempest; 1991-1987; L4-2.2 (Canada)
 Pont; Tempest; 1991-1990; V6-3.1 (Canada)
 Pont; Trans Sport; 1995-1990; V6-3.1
 Pont; Trans Sport; 1995-1992; V6-3.8
 Pont; 1000; 1987-1983; L4-1.6
 Pont; 2000; 1983; L4-1.8
 Pont; 2000; 1983-1984; L4-2.0
 Pont; 2000 Sunbird; 1984; L4-2.0
 Pont; 6000; 1989-1987; V6-2.8
 Pont; 6000; 1991-1981; V6-3.1
 Suzuki; Sidekick; 1995-1989; L4-1.6
 Toy.; Pickup; 1987; L4-2.4
 VW; Vanagon; 1983; L4-1.6 Dsl
 VW; Vanagon; 1983-1981; L4-2.0
 Chev; C50; 1982-1979; GM L6-4.8
 Chev; C50; 1979; GM V8-350
 Chev; C50; 1989-1980; GM V8-5.7
 Chev; C60; 1982-1979; GM L6-4.8
 Chev; C60; 1979; GM V8-350
 Chev; C60; 1989-1979; GM V8-5.7
 Chev; C60; 1989-1979; GM V8-6.0
 Chev; C60; 1979; GM V8-454
 Chev; P30; 1995; GM V8-6.5 Dsl
 GMC; C5000; 1982-1980; L6-4.8
 GMC; C5000; 1988; V8-5.7
 GMC; C5000; 1984-1979; V8-5.7
 GMC; C5000 C5D; 1979; V8-350
 GMC; C6000; 1988-1986; DetrDsl V8-8.2
 GMC; C6000; 1982-1980; DetrDsl V8-8.2
 GMC; C6000; 1988; V8-5.7
 GMC; C6000; 1984-1980; V8-5.7
 GMC; C6000; 1988; V8-6.0
 GMC; C6000; 1986-1979; V8-6.0
 GMC; C6000 C6D; 1979; V8-350
 GMC; C6000 C6D; 1979; V8-366
 GMC; C6000 C6D; 1979; V8-427
 GMC; C6000 C6D; 1979; V8-454
 GMC; C7000; 1988-1986; DetrDsl V8-8.2
 GMC; C7000; 1982-1981; DetrDsl V8-8.2
 GMC; C7000; 1988; V8-6.0
 GMC; C7000; 1986-1980; V8-6.0
 GMC; C7000; 1988; V8-7.0
 GMC; C7000; 1986-1979; V8-7.0
 GMC; C7000 C7D; 1979; V8-427
 GMC; C7000 C7D; 1979; V8-454
 GMC; P3500; 1995; V8-6.5 Dsl

71351

Buick; Century; 1985-1982; V6-4.3 Dsl
 Buick; Electra; 1985; V6-4.3 Dsl
 Buick; Regal; 1987-1983; V6-3.8
 Cad; Cimarron; 1982; L4-1.8
 Cad; Cimarron; 1984-1983; L4-2.0
 Cad; Cimarron; 1986-1985; V6-2.8
 Cad; Deville; 1985; V6-4.3 Dsl
 Cad; Deville; 1985-1982; V8-4.1
 Cad; Eldorado; 1986-1982; V8-4.1
 Cad; Fleetwood; 1985; V6-4.3 Dsl
 Cad; Fleetwood; 1985-1982; V8-4.1
 Cad; Fleetwood; 1984-1982; V8-6.0
 Cad; Seville; 1986-1982; V8-4.1
 Chev; Astro; 1986-1985; L4-2.5
 Chev; Astro; 1995-1990; V6-4.3
 Chev; Astro; 1985; V6-4.3
 Chev; Blazer Compact; 1988-1985; L4-2.5
 Chev; Camaro; 1986-1982; L4-2.5
 Chev; Cavalier; 1985; L4-2.0
 Chev; Celebrity; 1985-1982; V6-4.3 Dsl
 Chev; Chevette; 1987-1983; L4-1.6
 Chev; Chevette; 1986-1983; L4-1.8 Dsl
 Chev; Corvette; 1995-1985; V8-5.7

71351 - Continued

Chev; Luv Pickup; 1982-1981; L4-1.8
 Chev; Malibu; 1983-1982; V6-4.3 Dsl
 Chev; S Pickup; 1985-1983; L4-2.2 Dsl
 Chev; S Pickup; 1993-1985; L4-2.5
 Chry; Imperial; 1991; V6-3.3
 Chry; New Yorker; 1993-1991; V6-3.3
 Chry; New Yorker; 1993-1991; V6-3.8
 Daihatsu; Charade; 1992-1989; L3-1.0
 Daihatsu; Charade; 1992-1989; L4-1.3
 GMC; G Van; 1986-1985; V6-4.3
 GMC; Jimmy Compact; 1988-1985; L4-2.5
 GMC; S Pickup; 1985-1984; L4-2.2 Dsl
 GMC; S Pickup; 1990-1985; L4-2.5
 GMC; Safari; 1995-1990; V6-4.3
 GMC; Sonoma; 1993-1991; L4-2.5
 Olds; Cutlass; 1984-1982; V6-4.3 Dsl
 Olds; Cutlass Ciera; 1984-1982; V6-4.3 Dsl
 Olds; Firenza; 1986-1985; V6-2.8
 Olds; Ninety Eight; 1985; V6-4.3 Dsl
 Pont; Acadian; 1987-1981; L4-1.6 (Canada)
 Pont; Acadian; 1986-1981; L4-1.8 Dsl (Canada)
 Pont; Firebird; 1986-1982; L4-2.5
 Pont; T1000; 1982-1981; L4-1.6
 Pont; 1000; 1987-1984; L4-1.6
 Pont; 6000; 1984-1982; V6-4.3 Dsl
 Suzuki; Sidekick; 1995-1992; L4-1.6
 Chev; Bison; 1980-1979; Cat 3406 Dsl
 Chev; Bruin; 1980-1979; Cat 3208 Dsl
 Chev; Bruin; 1979-1980; GM V8-427
 Chev; C70; 1980-1979; Cat 3208 Dsl
 Chev; C70; 1979-1980; GM V8-366
 Chev; Titan; 1980-1979; Cat 3406 Dsl

71352

Renault; Alliance; 1987-1985; L4-1.7
 Renault; Alliance; 1987-1985; L4-2.0

71353

Toy.; Van; 1989-1986; L4-2.2

71354

Toy.; Camry; 1991-1987; L4-2.0

71357

Toy.; Van; 1989-1987; L4-2.2

71360

BMW; 318i; 1991; L4-1.8
 BMW; 318i; 1985-1984; L4-1.8

71361

BMW; 325; 1988-1984; L6-2.7

71362

Mazda; 323; 1989-1986; L4-1.6
 Merc; Capri; 1994-1991; L4-1.6
 Merc; Tracer; 1989-1987; L4-1.6

71363

Mazda; 626; 1987-1986; L4-2.0

71364

Mazda; B2000 Pickup; 1987-1986; L4-2.0
 Mazda; B2200 Pickup; 1993-1987; L4-2.2

71365

Mazda; B2600 Pickup; 1988-1987; L4-2.6

71366

Mazda; RX-7; 1988-1986; 2-Rotor 1.3

71368

Peug; 505; 1987-1982; L4-2.0
 Peug; 505; 1980; L4-2.0
 Peug; 505; 1990-1987; L4-2.2
 Peug; 505; 1983-1980; L4-2.3 Dsl
 Peug; 505; 1989-1987; V6-2.8

71369

Saab; 900; 1993-1981; L4-2.0
 Saab; 900; 1993-1991; L4-2.1

71370

Niss; Stanza; 1989-1986; L4-2.0

71372

Isuzu; Pickup; 1987-1983; L4-1.9
 Isuzu; Pickup; 1987-1986; L4-2.3

71373

Isuzu; Impulse; 1987-1985; L4-1.9

71376

Chev; Spectrum; 1988-1985; L4-1.5
 Geo; Spectrum; 1989; L4-1.5
 Isuzu; I-Mark; 1989-1985; L4-1.5
 Isuzu; I-Mark; 1989; L4-1.6
 Isuzu; I-Mark; 1985; L4-1.8
 Pont; Sunburst; 1988-1985; L4-1.5 (Canada)

71377

Subaru; DL; 1989-1985; L4-1.8
 Subaru; GL; 1987-1986; L4-1.6
 Subaru; GL; 1989-1985; L4-1.8
 Subaru; GL-10; 1989-1985; L4-1.8
 Subaru; Loyale; 1994-1985; L4-1.8

71378

Subaru; XT; 1991-1985; L4-1.8

71380

Audi; Coupe; 1987-1981; L5-2.2
 Audi; Coupe; 1987; L5-2.3
 Audi; Quattro; 1985-1983; L5-2.2
 Audi; 4000; 1987-1980; L5-2.2
 Audi; 5000; 1983-1979; L5-2.0 Dsl
 Audi; 5000; 1979-1978; L5-131
 Audi; 5000; 1983-1980; L5-2.2
 VW; Quantum; 1988-1982; L5-2.2

71381

Audi; 5000; 1985-1984; L5-2.0 Dsl (Canada)
 Audi; 5000; 1988-1984; L5-2.2
 Audi; 5000; 1988-1987; L5-2.3

71382

Audi; 5000; 1985-1984; L5-2.0 Dsl (Canada)
 Audi; 5000; 1988-1984; L5-2.2
 Audi; 5000; 1988-1987; L5-2.3

71385

Mits; Van; 1990-1987; L4-2.4

71388

Dodge; D50 Pickup; 1980-1979; L4-2.6
 Dodge; Ram 50 Pickup; 1986-1981; L4-2.6
 Mits; Pickup; 1986-1983; L4-2.6

71389

Dodge; Ram 50 Pickup; 1989-1987; L4-2.0
 Dodge; Ram 50 Pickup; 1993-1990; L4-2.4
 Mits; Pickup; 1989-1987; L4-2.0
 Mits; Pickup; 1995-1990; L4-2.4

SYSTEM
PUMP &
GEAR
IDENT.

SYSTEM &
COM-
PONENT
IDENT.

PASS.
CARS

LIGHT
TRUCKS

MEDIUM/
HEAVY
TRUCKS

BUSES

HOSE
NUMER-
ICAL

REPAIR
KITS

KIT
NUMER-
ICAL

ILLUST-
RATIONS

Numerical Listing - Power Steering Hose Assemblies and End Fittings

SYSTEM PUMP & GEAR IDENT.	71392	Acura; Integra; 1989-1986; L4-1.6		
	71393	Jeep; Wrangler; 1987; L6-4.2		
	71394	Jeep; Cherokee; 1986; L4-2.5 Jeep; Comanche; 1986; L4-2.5 Jeep; Wagoneer; 1986; L4-2.5		
SYSTEM & COMPONENT IDENT.	71395	Jeep; Cherokee; 1990-1987; L6-4.0 Jeep; Comanche; 1990-1987; L6-4.0 Jeep; Wagoneer; 1990-1987; L6-4.0		
	71396	Jeep; Cherokee; 1990-1987; L4-2.5 Jeep; Comanche; 1990-1987; L4-2.5 Jeep; Wagoneer; 1987; L4-2.5		
PASS. CARS	71397	Dodge; Dakota; 1991-1987; V6-3.9		
	71398	Dodge; Dakota; 1991-1987; V6-3.9 Dodge; Dakota; 1990-1989; V8-5.2		
LIGHT TRUCKS	71399	Dodge; D & W Pickup; 1991; V6-3.9 Dodge; D & W Pickup; 1993-1985; V8-5.9 Dodge; Ramcharger; 1991; V8-5.2 Dodge; Ramcharger; 1993-1985; V8-5.9		
	71400	Pont; Grand Am; 1989; L4-2.0		
MEDIUM/HEAVY TRUCKS	71401	Buick; Skylark; 1988; L4-2.3 Olds; Cutlass Calais; 1988; L4-2.3 Pont; Grand Am; 1988; L4-2.3		
	71402	Chev; Blazer; 1982-1980; V8-5.0 Chev; Blazer; 1982-1980; V8-5.7 Chev; Blazer Full Size; 1987-1983; V8-5.0 Chev; Blazer Full Size; 1991-1983; V8-5.7 Chev; C&K Pickup; 1986-1980; V8-5.0 Chev; C&K Pickup; 1986-1980; V8-5.7 Chev; C&K Pickup; 1980-1981; V8-6.6 Chev; R&V Pickup; 1987; V8-5.0 Chev; R&V Pickup; 1991-1987; V8-5.7 Chev; R&V Pickup; 1991-1989; V8-7.4 Chev; Suburban; 1987-1981; V8-5.0 Chev; Suburban; 1991-1980; V8-5.7 Chev; Suburban; 1980-1989; V8-6.6 GMC; C&K Pickup; 1986-1980; V8-5.0 GMC; C&K Pickup; 1986-1980; V8-5.7 GMC; C&K Pickup; 1980; V8-6.6 GMC; Jimmy; 1982-1980; V8-5.7 GMC; Jimmy Full Size; 1987-1983; V8-5.0 GMC; Jimmy Full Size; 1991-1983; V8-5.7 GMC; R&V Pickup; 1987; V8-5.0 GMC; R&V Pickup; 1991-1987; V8-5.7 GMC; R&V Pickup; 1991-1989; V8-7.4 GMC; Suburban; 1987-1981; V8-5.0 GMC; Suburban; 1991-1980; V8-5.7 GMC; Suburban; 1980-1989; V8-6.6		
BUSES	71403	Buick; Skylark; 1989; L4-2.3 Olds; Cutlass Calais; 1989; L4-2.3 Pont; Grand Am; 1989; L4-2.3		
	71404	Chev; Blazer; 1995-1988; V6-4.3 Chev; S Pickup; 1995-1988; V6-4.3 GMC; Jimmy; 1995-1988; V6-4.3 GMC; S Pickup; 1990-1988; V6-4.3 GMC; Sonoma; 1995-1991; V6-4.3 GMC; Typhoon; 1993-1992; V6-4.3 Olds; Bravada; 1994-1991; V6-4.3		
HOSE NUMERICAL	71405	Buick; Skylark; 1988-1987; L4-2.5 Buick; Somerset; 1987; L4-2.5 Olds; Calais; 1987-1988; L4-2.5 Pont; Grand Am; 1988-1987; L4-2.5		
	71406	Buick; Skyhawk; 1988-1987; L4-2.0 Chev; Cavalier; 1988; L4-2.0 Olds; Firenza; 1988; L4-2.0 Pont; Grand Am; 1988; L4-2.0		
REPAIR KITS	71407	Buick; Skylark; 1988-1987; L4-2.5 Buick; Somerset; 1987; L4-2.5 Olds; Calais; 1987-1988; L4-2.5 Pont; Grand Am; 1988-1987; L4-2.5		
	71408	Chev; Corvette; 1990-1988; V8-5.7		
KIT NUMERICAL	71409	Buick; Skylark; 1991-1989; L4-2.5 Olds; Cutlass Calais; 1991-1989; L4-2.5 Pont; Grand Am; 1991-1989; L4-2.5		
	71410	Buick; Skylark; 1989; L4-2.0 Chev; Beretta; 1995-1992; L4-2.2 Chev; Cavalier; 1989; L4-2.0 Chev; Cavalier; 1994-1990; L4-2.2 Chev; Corsica; 1995-1992; L4-2.2		
ILLUSTRATIONS	71411	Chev; Beretta; 1989-1988; L4-2.0 Chev; Beretta; 1991-1988; L4-2.2 Chev; Corsica; 1991-1990; L4-2.2 Pont; Tempest; 1989-1988; L4-2.0 (Canada) Pont; Tempest; 1991-1990; L4-2.2 (Canada)		
	71412	Buick; Skylark; 1995-1988; L4-2.3 Chev; Beretta; 1994-1992; L4-2.3 Olds; Achieva; 1995-1990; L4-2.3 Pont; Grand Am; 1995-1988; L4-2.3 Pont; Grand Prix; 1991-1990; L4-2.3		
	71413	Ford; F Pickup; 1989-1988; V8-7.3 Dsl		
	71414	Ford; F Pickup; 1995-1988; V8-7.3 Dsl Ford; F Pickup; 1995-1988; V8-7.5 Ford; Super Duty Pickup; 1995-1988; V8-7.3 Dsl Ford; Super Duty Pickup; 1995-1988; V8-7.5 Ford; F Super Duty; 1995; V8-7.3 Dsl Ford; F Super Duty; 1995; V8-7.5 Ford; F Super Duty; 1989-1988; V8-7.5		
	71415	Chev; Blazer Full Size; 1994-1988; V8-5.7 Chev; C&K Pickup; 1995-1988; V6-4.3 Chev; C&K Pickup; 1995-1988; V8-5.0 Chev; C&K Pickup; 1995-1988; V8-5.7 Chev; C&K Pickup; 1991-1988; V8-6.2 Dsl Chev; Suburban; 1995-1988; V8-5.7 Chev; Tahoe; 1995; V8-5.7 GMC; C&K Pickup; 1995-1988; V6-4.3 GMC; C&K Pickup; 1995-1988; V8-5.0 GMC; C&K Pickup; 1995-1988; V8-5.7 GMC; C&K Pickup; 1991-1988; V8-6.2 Dsl GMC; Suburban; 1995-1992; V8-5.7		
	71416	Chev; Blazer; 1982-1980; V8-5.0 Chev; Blazer; 1982-1980; V8-5.7 Chev; Blazer Full Size; 1987-1983; V8-5.0 Chev; Blazer Full Size; 1991-1983; V8-5.7 Chev; C&K Pickup; 1986-1980; V8-5.0 Chev; C&K Pickup; 1986-1980; V8-5.7 Chev; C&K Pickup; 1980-1981; V8-6.6 Chev; R&V Pickup; 1987; V8-5.0 Chev; R&V Pickup; 1991-1987; V8-5.7 Chev; R&V Pickup; 1991-1989; V8-7.4 Chev; Suburban; 1987-1981; V8-5.0 Chev; Suburban; 1991-1980; V8-5.7 Chev; Suburban; 1980-1989; V8-6.6 GMC; C&K Pickup; 1986-1980; V8-5.0 GMC; C&K Pickup; 1986-1980; V8-5.7 GMC; C&K Pickup; 1980; V8-6.6 GMC; Jimmy; 1982-1980; V8-5.7 GMC; Jimmy Full Size; 1987-1983; V8-5.0 GMC; Jimmy Full Size; 1991-1983; V8-5.7 GMC; R&V Pickup; 1987; V8-5.0 GMC; R&V Pickup; 1991-1987; V8-5.7 GMC; R&V Pickup; 1991-1989; V8-7.4 GMC; Suburban; 1987-1981; V8-5.0 GMC; Suburban; 1991-1980; V8-5.7 GMC; Suburban; 1980-1989; V8-6.6		
	71417	Chev; Blazer; 1982-1980; V8-5.0 Chev; Blazer; 1982-1980; V8-5.7 Chev; Blazer Full Size; 1987-1983; V8-5.0 Chev; Blazer Full Size; 1991-1983; V8-5.7 Chev; C&K Pickup; 1986-1980; V8-5.0 Chev; C&K Pickup; 1986-1980; V8-5.7 Chev; C&K Pickup; 1980-1981; V8-6.6 Chev; R&V Pickup; 1987; V8-5.0 Chev; R&V Pickup; 1991-1987; V8-5.7 Chev; R&V Pickup; 1991-1989; V8-7.4 Chev; Suburban; 1987-1981; V8-5.0 Chev; Suburban; 1991-1980; V8-5.7 Chev; Suburban; 1980-1989; V8-6.6 GMC; C&K Pickup; 1986-1980; V8-5.0 GMC; C&K Pickup; 1986-1980; V8-5.7 GMC; C&K Pickup; 1980; V8-6.6 GMC; Jimmy; 1982-1980; V8-5.7 GMC; Jimmy Full Size; 1987-1983; V8-5.0 GMC; Jimmy Full Size; 1991-1983; V8-5.7 GMC; R&V Pickup; 1987; V8-5.0 GMC; R&V Pickup; 1991-1987; V8-5.7 GMC; R&V Pickup; 1991-1989; V8-7.4 GMC; Suburban; 1987-1981; V8-5.0 GMC; Suburban; 1991-1980; V8-5.7 GMC; Suburban; 1980-1989; V8-6.6		
	71417 - Continued	GMC; Yukon; 1995-1992; V8-5.7		
	71420	Ford; E Van; 1991-1987; V8-5.0 Ford; E Van; 1987; V8-5.8 Ford; E Van; 1987; V8-7.5		
	71421	Niss; Stanza; 1988-1986; L4-2.0		
	71422	Chev; Camaro; 1989-1988; V6-2.8 Chev; Camaro; 1992-1990; V6-3.1 Chev; Camaro; 1992-1988; V8-5.0 Chev; Caprice; 1990-1989; V6-4.3 Pont; Firebird; 1989-1988; V6-2.8 Pont; Firebird; 1992-1990; V6-3.1 Pont; Firebird; 1992-1988; V8-5.0		
	71424	Ford; Bronco; 1991-1990; L6-4.9 Ford; Bronco Full Size; 1990; V8-5.0 Ford; F Pickup; 1992-1990; V8-5.0 Ford; F Pickup; 1992-1990; V8-5.8		
	71425	Ford; Country Squire; 1991-1990; V8-5.0 Merc; Colony Park; 1991-1990; V8-5.0		
	71426	Ford; Probe; 1989; L4-2.2 Mazda; MX-6; 1988; L4-2.2		
	71427	Ford; Probe; 1992-1989; L4-2.2 Mazda; MX-6; 1992-1988; L4-2.2 Mazda; 626; 1992-1988; L4-2.2		
	71428	Ford; Escort; 1990; L4-1.9		
	71429	Ford; Tempo; 1990-1988; L4-2.3 Merc; Topaz; 1990-1988; L4-2.3		
	71430	Pont; Sunbird; 1994-1990; L4-2.0		
	71431	Buick; Skylark; 1990; L4-2.3 Olds; Cutlass Calais; 1990; L4-2.3 Pont; Grand Am; 1990; L4-2.3		
	71432	Dodge; B Van; 1987-1984; L6-3.7 Dodge; B Van; 1991-1988; V6-3.9 Dodge; B Van; 1991-1984; V8-5.2 Dodge; B Van; 1991-1984; V8-5.9		
	71434	Lexus; ES250; 1991-1990; V6-2.5 Toy.; Camry; 1991-1988; V6-2.5		
	71435	Toy.; Corolla; 1992-1988; L4-1.6		
	71436	Isuzu; Pickup; 1994-1991; V6-3.1 Isuzu; Trooper; 1991-1989; V6-2.8		

Numerical Listing - Power Steering Hose Assemblies and End Fittings

<p>71437 Mazda; RX-7; 1991-1986; 2-Rotor 1.3</p> <p>71438 Mazda; 929; 1989-1988; V6-3.0</p> <p>71439 Dodge; Colt; 1992-1989; L4-1.5 Eagle; Summit; 1992-1989; L4-1.5 Eagle; Vista; 1992-1989; L4-1.5 (Canada) Mits; Mirage; 1992-1989; L4-1.5 Mits; Mirage; 1992-1991; L4-1.6 Mits; Mirage; 1989; L4-1.6 Ply; Colt; 1992-1989; L4-1.5</p> <p>71440 Geo; Prizm; 1992-1989; L4-1.6 Toy.; Corolla; 1992-1988; L4-1.6</p> <p>71442 Ford; F Pickup; 1995-1990; V8-7.3 Dsl Ford; F Pickup; 1995-1990; V8-7.5 Ford; Super Duty Pickup; 1995-1990; V8-7.3 Dsl Ford; Super Duty Pickup; 1995-1990; V8-7.5 Ford; F Super Duty; 1995; V8-7.3 Dsl Ford; F Super Duty; 1995; V8-7.5</p> <p>71443 Ford; F Pickup; 1992-1990; V8-7.3 Dsl Ford; Super Duty Pickup; 1992-1990; V8-7.3 Dsl</p> <p>71444 Linc; Town Car; 1990; V8-5.0</p> <p>71445 Niss; Maxima; 1994-1989; V6-3.0</p> <p>71446 Niss; Maxima; 1991-1989; V6-3.0</p> <p>71448 Geo; Storm; 1991-1990; L4-1.6 Isuzu; Impulse; 1992-1991; L4-1.6</p> <p>71449 Niss; Stanza; 1992-1990; L4-2.4</p> <p>71550 Eagle; Talon; 1994-1990; L4-2.0 Eagle; 2000 GTX; 1992-1991; L4-2.0 (Canada) Mits; Eclipse; 1994-1990; L4-2.0 Mits; Galant; 1992-1988; L4-2.0 Ply; Laser; 1994-1990; L4-2.0</p> <p>71551 Cad; Brougham; 1990; V8-5.7</p> <p>71552 Olds; Cutlass Ciera; 1989-1990; L4-2.5 Pont; Grand Prix; 1991-1990; L4-2.3</p> <p>71554 Honda; Passport; 1995-1994; L4-2.6 Isuzu; Amigo; 1993-1989; L4-2.3 Isuzu; Amigo; 1994-1989; L4-2.6 Isuzu; Pickup; 1995-1988; L4-2.3 Isuzu; Pickup; 1995-1988; L4-2.6 Isuzu; Rodeo; 1995-1991; L4-2.6 Isuzu; Trooper; 1991-1990; L4-2.6 Isuzu; Trooper II; 1987-1986; L4-2.3 Isuzu; Trooper II; 1989-1988; L4-2.6</p>	<p>71555 Ford; Bronco; 1992-1990; V8-5.8 Ford; F Pickup; 1992-1990; V8-5.8</p> <p>71556 Ford; F Pickup; 1995-1991; V8-7.5 Ford; Super Duty Pickup; 1995-1990; V8-7.5 Ford; F Super Duty; 1995; V8-7.5</p> <p>71557 Ford; Ranger; 1991-1990; L4-2.3</p> <p>71660 Geo; Storm; 1993-1990; L4-1.6 Isuzu; Stylus; 1993-1991; L4-1.6</p> <p>71661 GMC; Tracker; 1991-1990; L4-1.6 (Canada) Suzuki; Sidekick; 1995-1989; L4-1.6</p> <p>71663 Ford; Mustang; 1990; L4-2.3</p> <p>71664 Ford; Mustang; 1990; V8-5.0</p> <p>71665 Ford; Probe; 1992-1990; V6-3.0</p> <p>71666 Linc; Mark VII; 1992-1990; V8-5.0</p> <p>71667 Chev; C&K Pickup; 1995-1988; V6-4.3 GMC; C&K Pickup; 1995-1988; V6-4.3</p> <p>71668 Chev; Blazer Full Size; 1994-1992; V8-5.7 Chev; C&K Pickup; 1995-1988; V8-5.0 Chev; C&K Pickup; 1995-1988; V8-5.7 Chev; Suburban; 1995-1992; V8-5.7 Chev; Tahoe; 1995; V8-5.7 GMC; C&K Pickup; 1995-1988; V8-5.0 GMC; C&K Pickup; 1995-1988; V8-5.7 GMC; Suburban; 1995-1992; V8-5.7 GMC; Yukon; 1995-1992; V8-5.7</p> <p>71669 Chev; G Van; 1991-1987; V6-4.3 GMC; G Van; 1991-1987; V6-4.3</p> <p>71770 Chev; G Van; 1991-1990; V8-5.7 GMC; G Van; 1991-1990; V8-5.7</p> <p>71771 Chev; Astro; 1995-1990; V6-4.3 GMC; Safari; 1995-1990; V6-4.3</p> <p>71772 Chev; Blazer Full Size; 1991-1990; V8-6.2 Dsl GMC; Jimmy Full Size; 1991-1990; V8-6.2 Dsl</p> <p>71773 Toy.; Celica; 1993-1990; L4-2.0 Toy.; Celica; 1993-1990; L4-2.2</p> <p>71774 Niss; Axxess; 1990; L4-2.4 Niss; Axxess; 1992-1991; L4-2.4 (Canada)</p>	<p>71775 Niss; Sentra; 1990-1989; L4-1.6</p> <p>71776 Toy.; Celica; 1989-1986; L4-2.0</p> <p>71777 Chev; Corvette; 1995-1992; V8-5.7</p> <p>71778 Chev; Corvette; 1991-1990; V8-5.7</p> <p>71779 Chev; Astro; 1994-1992; V6-4.3 GMC; Safari; 1994-1992; V6-4.3</p> <p>71780 Buick; Skylark; 1995-1994; V6-3.1 Chev; Beretta; 1989-1988; V6-2.8 Chev; Beretta; 1995-1988; V6-3.1 Chev; Corsica; 1995-1990; V6-3.1 Olds; Achieva; 1995-1994; V6-3.1 Pont; Grand Am; 1995-1994; V6-3.1 Pont; Tempest; 1989-1988; V6-2.8 (Canada) Pont; Tempest; 1991-1990; V6-3.1 (Canada)</p> <p>71782 Geo; Prizm; 1995-1993; L4-1.6 Geo; Prizm; 1995-1993; L4-1.8 Toy.; Corolla; 1995-1993; L4-1.6 Toy.; Corolla; 1995-1993; L4-1.8</p> <p>71783 Asuna; Sunfire; 1993; L4-1.8 (Canada) Geo; Storm; 1993-1992; L4-1.8 Isuzu; Impulse; 1992; L4-1.8 Isuzu; Stylus; 1992; L4-1.8</p> <p>71784 Chev; Corvette; 1995-1992; V8-5.7</p> <p>71785 Olds; Achieva; 1993-1992; L4-2.3 Pont; Grand Am; 1993-1992; L4-2.3</p> <p>71786 Chev; G Van; 1993-1992; V8-6.2 Dsl GMC; G Van; 1993-1992; V8-6.2 Dsl</p> <p>71787 Chev; Astro; 1991-1990; V6-4.3 GMC; Safari; 1991-1990; V6-4.3</p> <p>71788 Chev; G Van; 1995-1992; V8-5.7 Chev; G Van; 1995-1992; V8-6.5 Dsl GMC; G Van; 1995-1992; V8-5.7 GMC; G Van; 1995-1992; V8-6.5 Dsl</p> <p>71789 Chev; G Van; 1995-1992; V8-5.0 Chev; G Van; 1995-1992; V8-5.7 Chev; G Van; 1995-1992; V8-7.4 GMC; G Van; 1995-1992; V8-5.0 GMC; G Van; 1995-1992; V8-5.7 GMC; G Van; 1995-1992; V8-7.4</p> <p>71790 Chev; G Van; 1995-1992; V6-4.3 GMC; G Van; 1995-1992; V6-4.3</p>
--	--	--

**SYSTEM
PUMP &
GEAR
IDENT.**

**SYSTEM &
COM-
PONENT
IDENT.**

**PASS.
CARS**

**LIGHT
TRUCKS**

**MEDIUM/
HEAVY
TRUCKS**

BUSES

**HOSE
NUMER-
ICAL**

**REPAIR
KITS**

**KIT
NUMER-
ICAL**

**ILLUST-
RATIONS**

Numerical Listing - Power Steering Hose Assemblies and End Fittings

SYSTEM PUMP & GEAR IDENT.	71791 Chev; Caprice; 1993-1992; V6-4.3	71805 - Continued Dodge; Dynasty; 1993-1990; V6-3.3	71821 Jeep; Wrangler; 1995-1991; L4-2.5
SYSTEM & COMPONENT IDENT.	71792 Buick; Roadmaster; 1991; V8-5.0 Buick; Roadmaster; 1993-1992; V8-5.7 Cad; Fleetwood; 1993; V8-5.7 Chev; Caprice; 1993-1991; V8-5.0 Chev; Caprice; 1993-1991; V8-5.7 Olds; Custom Cruiser; 1992; V8-5.0	71806 Dodge; Colt; 1994-1993; L4-1.5 Dodge; Colt; 1995; L4-1.5 (Canada) Eagle; Summit; 1995-1993; L4-1.5 Mits; Mirage; 1995-1993; L4-1.5 Ply; Colt; 1994-1993; L4-1.5	71822 Jeep; Wrangler; 1995-1991; L6-4.0
PASS. CARS	71793 Buick; Skylark; 1993-1992; L4-2.3 Chev; Beretta; 1993-1992; L4-2.3 Olds; Achieva; 1993-1992; L4-2.3 Pont; Grand Am; 1993-1992; L4-2.3	71807 Dodge; Colt; 1994-1993; L4-1.8 Eagle; Summit; 1995-1993; L4-1.8 Mits; Mirage; 1995-1993; L4-1.8 Ply; Colt; 1994-1993; L4-1.8	71823 Jeep; Cherokee; 1995-1991; L4-2.5
LIGHT TRUCKS	71794 Chev; Beretta; 1991-1990; L4-2.3	71808 Eagle; Summit; 1995-1992; L4-1.8 Mits; Expo; 1994-1992; L4-1.8 Ply; Colt; 1994-1992; L4-1.8	71824 Jeep; Cherokee; 1995-1991; L6-4.0
MEDIUM/HEAVY TRUCKS	71795 Buick; Skylark; 1991; L4-2.3 Olds; Cutlass Calais; 1991; L4-2.3 Pont; Grand Am; 1991; L4-2.3	71809 Dodge; Colt; 1994-1993; L4-2.4 (Canada) Eagle; Summit; 1995-1993; L4-2.4 Mits; Expo; 1994-1993; L4-1.8 Mits; Expo; 1995-1993; L4-2.4 Ply; Colt; 1994-1993; L4-2.4	71825 Jeep; Grand Cherokee; 1993; L6-4.0
BUSES	71796 Chev; Camaro; 1995-1993; V6-3.4 Pont; Firebird; 1995-1993; V6-3.4	71810 Dodge; Ram 50 Pickup; 1991-1990; V6-3.0	71826 Jeep; Grand Cherokee; 1995-1993; L6-4.0 Jeep; Grand Wagoneer; 1993; V8-5.2
HOSE NUMERICAL	71797 Chev; Camaro; 1995-1993; V8-5.7 Pont; Firebird; 1995-1993; V8-5.7	71811 Eagle; Talon; 1994-1993; L4-1.8 Eagle; 2000 GTX; 1993-1992; L4-2.0 (Canada) Mits; Eclipse; 1994-1990; L4-1.8 Mits; Expo; 1992; L4-1.8 Mits; Expo; 1994-1989; L4-2.4 Ply; Colt; 1992; L4-2.4 Ply; Laser; 1994-1990; L4-1.8	71827 Ford; Crown Victoria; 1994-1992; V8-4.6 Linc; Town Car; 1993-1991; V8-4.6 Merc; Grand Marquis; 1994-1992; V8-4.6
REPAIR KITS	71798 Pont; Sunfire; 1995; L4-2.3 Saturn; S-Series; 1995-1991; L4-1.9	71812 Dodge; Stealth; 1995-1991; V6-3.0 Mits; Diamante; 1995-1992; V6-3.0 Mits; 3000GT; 1995-1991; V6-3.0	71828 Ford; Tempo; 1991; L4-2.3 Merc; Topaz; 1991; L4-2.3
KIT NUMERICAL	71799 Saturn; S-Series; 1995-1991; L4-1.9	71813 Dodge; Stealth; 1995-1991; V6-3.0 Mits; Diamante; 1995-1992; V6-3.0	71829 Ford; Taurus; 1992-1989; V6-3.0
ILLUSTRATIONS	71800 Buick; Skylark; 1993-1989; V6-3.3 Olds; Achieva; 1993-1989; V6-3.3 Pont; Grand Am; 1993-1992; V6-3.3	71814 Dodge; B Van; 1993-1992; V6-3.9	71830 Ford; Taurus; 1995-1993; V6-3.0
	71801 Cad; Brougham; 1992-1991; V8-5.0	71815 Dodge; Dakota; 1991; V8-5.2	71831 Ford; Taurus; 1995-1993; V6-3.2
	71802 Dodge; Monaco; 1992-1991; V6-3.0 Eagle; Premier; 1992-1991; V6-3.0	71816 Dodge; Dakota; 1995-1992; V6-3.9	71832 Ford; Mustang; 1990; V8-5.0
	71803 Dodge; Viper; 1995-1992; V10-8.0	71817 Dodge; Dakota; 1995-1992; V8-5.2	71833 Ford; Mustang; 1993-1991; L4-2.3
	71804 Chry; Daytona; 1993; V6-3.0 (Canada) Chry; Dynasty; 1989-1988; V6-3.0 (Canada) Chry; Lebaron; 1995-1993; V6-3.0 Dodge; Daytona; 1993; V6-3.0 Dodge; Dynasty; 1993; V6-3.0 Dodge; Dynasty; 1989-1988; V6-3.0 Dodge; Shadow; 1994-1993; V6-3.0 Dodge; Spirit; 1995-1993; V6-3.0 Ply; Acclaim; 1995-1993; V6-3.0	71818 Dodge; D & W Pickup; 1991-1990; V6-3.9	71834 Ford; Mustang; 1993-1991; V8-5.0
	71805 Chry; Dynasty; 1993-1990; V6-3.3 (Canada) Chry; Imperial; 1993-1991; V6-3.8 Chry; New Yorker; 1993-1990; V6-3.3 Chry; New Yorker; 1993-1991; V6-3.8	71819 Dodge; D & W Pickup; 1993-1991; L6-5.9 Dsl	71835 Ford; Mustang; 1993-1991; V8-5.0
		71820 Dodge; D & W Pickup; 1993-1992; V6-3.9	71836 Linc; Continental; 1984; V8-5.0 Linc; Mark VII; 1984; V8-5.0
			71837 Ford; Probe; 1993; V6-2.5 Mazda; MX-6; 1995-1993; V6-2.5 Mazda; 626; 1995-1993; V6-2.5
			71838 Ford; EXP; 1988; L4-1.9
			71840 Ford; Escort; 1995-1991; L4-1.9 Merc; Tracer; 1995-1991; L4-1.9
			71841 Ford; Escort; 1995-1991; L4-1.9

Numerical Listing - Power Steering Hose Assemblies and End Fittings

<p style="text-align: center;">71841 - Continued</p> <p>Merc; Tracer; 1995-1991; L4-1.8 Merc; Tracer; 1995-1991; L4-1.9</p> <p style="text-align: center;">71842</p> <p>Ford; Aerostar; 1990; V6-4.0</p> <p style="text-align: center;">71843</p> <p>Ford; Aerostar; 1993-1992; V6-3.0</p> <p style="text-align: center;">71844</p> <p>Ford; Aerostar; 1995-1991; V6-4.0</p> <p style="text-align: center;">71846</p> <p>Ford; E Van; 1994-1992; V8-5.0</p> <p style="text-align: center;">71847</p> <p>Ford; E Van; 1992-1990; V8-7.3 Dsl</p> <p style="text-align: center;">71849</p> <p>Ford; E Van; 1995-1992; V8-7.5</p> <p style="text-align: center;">71850</p> <p>Ford; Bronco; 1992-1990; L6-4.9 Ford; F Pickup; 1992-1991; L6-4.9</p> <p style="text-align: center;">71851</p> <p>Ford; Bronco; 1995-1993; V8-5.0 Ford; Bronco; 1995-1993; V8-5.8 Ford; F Pickup; 1995-1993; V8-5.0 Ford; F Pickup; 1995-1993; V8-5.8</p> <p style="text-align: center;">71852</p> <p>Ford; F Pickup; 1995-1990; V8-7.3 Dsl Ford; F Pickup; 1995-1990; V8-7.5</p> <p style="text-align: center;">71853</p> <p>Ford; F Pickup; 1992-1990; V8-7.3 Dsl Ford; F Pickup; 1992-1990; V8-7.5</p> <p style="text-align: center;">71854</p> <p>Ford; F Pickup; 1995-1993; V8-7.3 Dsl Ford; F Pickup; 1993; V8-7.5</p> <p style="text-align: center;">71857</p> <p>Mazda; MX-3; 1995-1992; L4-1.6 Mazda; Protege; 1994-1990; L4-1.8 Mazda; 323; 1994-1990; L4-1.6 Mazda; 323; 1995-1993; L4-1.6 (Canada) Mazda; 323; 1991-1990; L4-1.8 (Canada)</p> <p style="text-align: center;">71858</p> <p>Mazda; RX-7; 1991-1989; 2-Rotor 1.3</p> <p style="text-align: center;">71859</p> <p>Mazda; MX-5 Miata; 1993-1990; L4-1.6 Mazda; MX-5 Miata; 1995-1994; L4-1.8</p> <p style="text-align: center;">71860</p> <p>Mazda; MPV; 1994-1989; L4-2.6 Mazda; MPV; 1995; L4-2.6 (Canada)</p> <p style="text-align: center;">71861</p> <p>Mazda; MPV; 1995-1989; V6-3.0</p> <p style="text-align: center;">71862</p> <p>Mazda; MPV; 1995-1989; V6-3.0</p>	<p style="text-align: center;">71863</p> <p>Mazda; B2600I Pickup; 1993-1989; L4-2.6</p> <p style="text-align: center;">71864</p> <p>Mazda; MX-3; 1993-1992; V6-1.8</p> <p style="text-align: center;">71865</p> <p>Mits; Montero; 1995-1989; V6-3.0</p> <p style="text-align: center;">71866</p> <p>Dodge; Ram 50 Pickup; 1993-1990; L4-2.4 Mits; Pickup; 1994-1990; V6-3.0</p> <p style="text-align: center;">71867</p> <p>Saab; 9000; 1991-1990; L4-2.3</p> <p style="text-align: center;">71869</p> <p>Niss; Pulsar NX; 1990-1989; L4-1.6</p> <p style="text-align: center;">71870</p> <p>Niss; Van; 1988-1987; L4-2.4</p> <p style="text-align: center;">71871</p> <p>Niss; Van; 1988-1987; L4-2.4</p> <p style="text-align: center;">71872</p> <p>Niss; 240SX; 1993-1991; L4-2.4</p> <p style="text-align: center;">71873</p> <p>Niss; Pulsar NX; 1987; L4-1.6 Niss; Pulsar NX; 1989-1988; L4-1.8</p> <p style="text-align: center;">71874</p> <p>Niss; NX; 1993-1991; L4-1.6 Niss; Sentra; 1994-1991; L4-1.6</p> <p style="text-align: center;">71875</p> <p>Niss; NX; 1993-1991; L4-2.0 Niss; Sentra; 1994-1991; L4-2.0</p> <p style="text-align: center;">71876</p> <p>Toy.; Tercel; 1988-1983; L4-1.5</p> <p style="text-align: center;">71877</p> <p>Toy.; Pickup; 1995-1990; V6-3.0 Toy.; 4 Runner; 1995-1990; V6-3.0</p> <p style="text-align: center;">71878</p> <p>Ford; Bronco Compact; 1990; V6-2.9 Ford; Explorer; 1994-1991; V6-4.0 Ford; Ranger; 1995-1992; L4-2.3 Ford; Ranger; 1992-1990; V6-2.9 Ford; Ranger; 1995-1991; V6-3.0 Ford; Ranger; 1995-1990; V6-4.0 Mazda; B2300 Pickup; 1995-1994; L4-2.3 Mazda; Navajo; 1994-1991; V6-4.0</p> <p style="text-align: center;">80019</p> <p>Ford; Tempo; 1991-1990; L4-2.3 Merc; Topaz; 1991-1990; L4-2.3</p> <p style="text-align: center;">80020</p> <p>Ford; Tempo; 1994-1992; L4-2.3 Ford; Tempo; 1994-1992; V6-3.0 Merc; Topaz; 1994-1992; L4-2.3 Merc; Topaz; 1994-1992; V6-3.0</p> <p style="text-align: center;">80021</p> <p>Ford; Taurus; 1995-1993; V6-3.2</p>	<p style="text-align: center;">80022</p> <p>Ford; Falcon; 1964; V8-260 Ford; Mustang; 1964; V8-260 Merc; Comet; 1964; V8-260</p> <p style="text-align: center;">80023</p> <p>Ford; Falcon; 1965; L6-170 Ford; Falcon; 1965-1963; L6-200 Ford; Falcon; 1965; V8-289 Ford; Falcon Ranchoero; 1965; L6-170 Ford; Falcon Ranchoero; 1965-1963; L6-200 Ford; Falcon Ranchoero; 1965-1964; V8-289 Ford; Mustang; 1966-1964; L6-200 Ford; Mustang; 1966-1964; V8-289 Merc; Comet; 1964; V8-260</p> <p style="text-align: center;">80024</p> <p>Ford; Fairlane; 1966; L6-170 Ford; Fairlane; 1966; V8-289 Ford; Falcon; 1966-1967; V8-289 Ford; Ranchoero; 1967-1966; L6-200 Ford; Ranchoero; 1966; V8-289 Merc; Comet; 1967-1966; L6-200</p> <p style="text-align: center;">80025</p> <p>Ford; Fairlane; 1967; V8-289 Ford; Falcon; 1967; V8-289 Ford; Mustang; 1967; V8-289 Ford; Ranchoero; 1967; V8-289 Merc; Comet; 1967; V8-289 Merc; Cougar; 1967; V8-289</p> <p style="text-align: center;">80026</p> <p>Ford; Falcon; 1970; V8-302 Ford; Falcon; 1970; V8-351 Ford; Falcon; 1970-1969; V8-429 Ford; Ranchoero; 1971-1970; V8-429 Merc; Cougar; 1969; V8-302 Merc; Montego; 1971-1970; V8-429</p> <p style="text-align: center;">80027</p> <p>Ford; Granada; 1977; L6-200 Ford; Granada; 1977; L6-250 Ford; Maverick; 1977-1976; L6-250 Merc; Comet; 1977; L6-200 Merc; Comet; 1977; L6-250 Merc; Monarch; 1977-1976; L6-250</p> <p style="text-align: center;">80028</p> <p>Ford; Granada; 1977-1976; L6-200 Ford; Granada; 1980-1976; L6-4.1 Ford; Granada; 1980-1976; V8-4.2 Ford; Granada; 1980; V8-5.0 Ford; Granada; 1977; V8-351 Ford; Maverick; 1977-1976; L6-250 Linc; Versailles; 1979-1977; V8-302 Linc; Versailles; 1980; V8-5.0 Linc; Versailles; 1977; V8-351 Merc; Comet; 1977; L6-200 Merc; Comet; 1977-1976; L6-250 Merc; Monarch; 1980-1976; L6-4.1 Merc; Monarch; 1980-1976; V8-4.2 Merc; Monarch; 1980; V8-5.0 Merc; Monarch; 1977-1976; V8-351</p> <p style="text-align: center;">80029</p> <p>Ford; Granada; 1978; L6-250 Ford; Granada; 1980-1976; V8-4.2 Ford; Granada; 1980; V8-5.0 Ford; Granada; 1977-1976; V8-351 Merc; Comet; 1977-1976; V8-302 Merc; Monarch; 1978; L6-250 Merc; Monarch; 1980-1976; V8-4.2 Merc; Monarch; 1980; V8-5.0 Merc; Monarch; 1977-1976; V8-351</p>
---	---	--

**SYSTEM
PUMP &
GEAR
IDENT.**

**SYSTEM &
COM-
PONENT
IDENT.**

**PASS.
CARS**

**LIGHT
TRUCKS**

**MEDIUM/
HEAVY
TRUCKS**

BUSES

**HOSE
NUMER-
ICAL**

**REPAIR
KITS**

**KIT
NUMER-
ICAL**

**ILLUST-
RATIONS**

Numerical Listing - Power Steering Hose Assemblies and End Fittings

	80030	80031 - Continued	80044	
SYSTEM PUMP & GEAR IDENT.	Ford; Granada; 1977; L6-200 Ford; Granada; 1980-1976; L6-4.1 Ford; Granada; 1978-1977; V8-302 Ford; Maverick; 1977-1976; L6-250 Merc; Comet; 1977; L6-200 Merc; Comet; 1977; L6-250 Merc; Monarch; 1980-1976; L6-4.1 Merc; Monarch; 1978-1977; V8-302 Merc; Monarch; 1977; V8-351	Merc; Marquis; 1978-1973; V8-460 Merc; Monarch; 1976-1975; L6-200 Merc; Monarch; 1975-1972; L6-250 Merc; Montego; 1974-1972; V8-302 Merc; Montego; 1976-1972; V8-351 Merc; Montego; 1976-1972; V8-400 Merc; Montego; 1976-1973; V8-460 Merc; Monterey; 1973-1972; V8-351 Merc; Monterey; 1974-1972; V8-400 Merc; Monterey; 1974-1973; V8-460	Olds; Achieva; 1994; L4-2.3 Pont; Grand Am; 1994; L4-2.3	
SYSTEM & COMPONENT IDENT.	80030	80032	80046	
PASS. CARS	Ford; Country Sedan; 1972; V8-302 Ford; Country Sedan; 1974-1972; V8-351 Ford; Country Sedan; 1974-1972; V8-400 Ford; Country Sedan; 1974-1972; V8-460 Ford; Country Squire; 1974-1972; V8-351 Ford; Country Squire; 1974-1972; V8-400 Ford; Country Squire; 1974-1972; V8-460 Ford; Custom; 1972; V8-351 Ford; Custom; 1972; V8-400 Ford; Custom; 1972; V8-429 Ford; Custom 500; 1972; V8-302 Ford; Custom 500; 1979-1972; V8-302 (Canada) Ford; Custom 500; 1979-1972; V8-351 (Canada) Ford; Custom 500; 1978; V8-400 (Canada) Ford; Custom 500; 1973-1972; V8-429 Ford; Custom 500; 1976-1973; V8-460 Ford; Custom 500; 1978; V8-460 (Canada) Ford; Elite; 1976-1975; V8-351 Ford; Galaxie 500; 1972; V8-302 Ford; Galaxie 500; 1974-1972; V8-351 Ford; Galaxie 500; 1974-1972; V8-400 Ford; Galaxie 500; 1974-1972; V8-460 Ford; Gran Torino; 1974-1972; V8-302 Ford; Gran Torino; 1976-1972; V8-351 Ford; Gran Torino; 1976-1972; V8-400 Ford; Gran Torino; 1976-1973; V8-460 Ford; Granada; 1975; L6-200 Ford; Granada; 1975; L6-250 Ford; Ltd; 1978-1977; V8-302 Ford; Ltd; 1972; V8-302 Ford; Ltd; 1978-1972; V8-351 Ford; Ltd; 1978-1972; V8-400 Ford; Ltd; 1978-1973; V8-460 Ford; Ltd II; 1979-1977; V8-302 Ford; Ltd II; 1979-1977; V8-351 Ford; Ranch Wagon; 1972; V8-302 Ford; Ranch Wagon; 1974-1972; V8-351 Ford; Ranch Wagon; 1974-1972; V8-400 Ford; Ranch Wagon; 1974-1972; V8-460 Ford; Rancho; 1979-1977; V8-302 Ford; Rancho; 1974-1972; V8-302 Ford; Rancho; 1979-1972; V8-351 Ford; Rancho; 1978-1972; V8-400 Ford; Rancho; 1976-1974; V8-460 Ford; Thunderbird; 1977; V8-302 Ford; Thunderbird; 1977; V8-351 Ford; Thunderbird; 1977; V8-400 Ford; Thunderbird; 1972; V8-400 Ford; Thunderbird; 1976-1972; V8-460 Ford; Torino; 1974-1972; L6-250 Ford; Torino; 1974-1972; V8-302 Ford; Torino; 1976-1972; V8-351 Ford; Torino; 1976-1972; V8-400 Ford; Torino; 1976-1973; V8-460 Linc; Continental; 1979-1972; V8-400 Linc; Mark IV; 1976-1972; V8-460 Linc; Mark V; 1979-1977; V8-400 Merc; Colony Park; 1974-1972; V8-400 Merc; Colony Park; 1974-1973; V8-460 Merc; Cougar; 1979; V8-302 Merc; Cougar; 1977; V8-302 Merc; Cougar; 1979; V8-351 Merc; Cougar; 1977-1974; V8-351 Merc; Cougar; 1977-1974; V8-400 Merc; Cougar; 1976-1974; V8-460 Merc; Grand Marquis; 1978; V8-351 Merc; Grand Marquis; 1978-1975; V8-400 Merc; Grand Marquis; 1978-1975; V8-460 Merc; Marquis; 1978; V8-351 Merc; Marquis; 1978-1972; V8-400	80031 Ford; Granada; 1977; L6-200 Ford; Granada; 1977; V8-351 Linc; Versailles; 1979-1977; V8-302 Linc; Versailles; 1980; V8-5.0 Linc; Versailles; 1977; V8-351 Merc; Monarch; 1977; L6-200 Merc; Monarch; 1977; V8-351	80033 Ford; Granada; 1977; L6-200 Ford; Granada; 1975; V8-351 Merc; Monarch; 1975; V8-302 Merc; Monarch; 1975; V8-351	80047 Chev; Camaro; 1995-1993; V6-3.4 Chev; Corvette; 1995-1988; V8-5.7 Pont; Firebird; 1995-1993; V6-3.4
LIGHT TRUCKS	80032	80034	80048	
MEDIUM/HEAVY TRUCKS	80033	80035	80049	
BUSES	80034	80037	80050	
HOSE NUMERICAL	80035	80038	80052	
REPAIR KITS	80037	80039	80053	
KIT NUMERICAL	80038	80040	80054	
ILLUSTRATIONS	80039	80041	80055	
	80040	80042	80056	
	80041	80043	80057	
	80042		80058	
	80043		80059	
			80060	
			80061	

Numerical Listing - Power Steering Hose Assemblies and End Fittings

80062	80064 - Continued	80082
Dodge; B Van; 1993-1992; V6-3.9 Dodge; B Van; 1995-1992; V8-5.2 Dodge; Monaco; 1992-1991; V6-3.0 Dodge; Neon; 1995; L4-2.0 Dodge; Viper; 1995-1992; V10-8.0 Eagle; Premier; 1992-1991; V6-3.0 Jeep; Grand Cherokee; 1995-1993; V8-5.2 Jeep; Grand Wagoneer; 1993; V8-5.2 Ply; Neon; 1995; L4-2.0	Eagle; Vision; 1995-1993; V6-3.5 Jeep; Grand Cherokee; 1995-1993; L6-4.0 Jeep; Grand Cherokee; 1995-1993; V8-5.2 Jeep; Grand Wagoneer; 1993; V8-5.2 Ply; Neon; 1995; L4-2.0	Ford; Aerostar; 1995-1991; V6-3.0
80063	80065	80083
Chry; Cirrus; 1995; L4-2.4 Chry; Cirrus; 1995; V6-2.5 Chry; Concorde; 1995-1993; V6-3.3 Chry; Concorde; 1995-1993; V6-3.5 Chry; Intrepid; 1995-1993; V6-3.3 (Canada) Chry; Intrepid; 1995-1993; V6-3.5 (Canada) Chry; Lebaron; 1992-1990; V6-3.0 Chry; LHS; 1995; V6-3.5 Chry; New Yorker; 1995-1994; V6-3.5 Chry; TC Maserati; 1991-1990; V6-3.0 Dodge; B Van; 1993-1992; V6-3.9 Dodge; B Van; 1995-1989; V8-5.2 Dodge; D & W Pickup; 1993-1988; V6-3.9 Dodge; D & W Pickup; 1993-1988; V8-5.2 Dodge; D & W Pickup; 1993-1988; V8-5.9 Dodge; Dakota; 1988-1987; L4-2.2 Dodge; Dakota; 1995-1989; L4-2.5 Dodge; Dakota; 1995-1987; V6-3.9 Dodge; Dakota; 1995-1989; V8-5.2 Dodge; Intrepid; 1995-1993; V6-3.3 Dodge; Intrepid; 1995-1991; V6-3.5 Dodge; Neon; 1995; L4-2.0 Dodge; Ram Pickup; 1995-1988; L6-5.9 Dsl Dodge; Ramcharger; 1993-1988; V8-5.9 Dodge; Stratus; 1995; L4-2.0 Dodge; Stratus; 1995; L4-2.4 Dodge; Stratus; 1995; V6-2.5 Dodge; Viper; 1995-1992; V10-8.0 Eagle; Premier; 1992-1991; V6-3.0 Eagle; Vision; 1995-1993; V6-3.3 Eagle; Vision; 1995-1993; V6-3.5 Jeep; Grand Cherokee; 1995-1993; L6-4.0 Jeep; Grand Cherokee; 1995-1993; V8-5.2 Jeep; Grand Wagoneer; 1993; V8-5.2 Ply; Neon; 1995; L4-2.0	Chev; P Van; 1995; V8-6.5 Dsl GMC; P Van; 1995; V8-6.5 Dsl Chev; P30; 1995; GM V8-6.5 Dsl GMC; P3500; 1995; V8-6.5 Dsl	Ford; Aerostar; 1995-1990; V6-4.0
80064	80066	80084
Chry; Cirrus; 1995; L4-2.4 Chry; Cirrus; 1995; V6-2.5 Chry; Concorde; 1995-1993; V6-3.3 Chry; Concorde; 1995-1993; V6-3.5 Chry; Intrepid; 1995-1993; V6-3.3 (Canada) Chry; Intrepid; 1995-1993; V6-3.5 (Canada) Chry; Lebaron; 1992-1990; V6-3.0 Chry; LHS; 1995; V6-3.5 Chry; New Yorker; 1995-1994; V6-3.5 Chry; TC Maserati; 1991-1990; V6-3.0 Dodge; B Van; 1993-1992; V6-3.9 Dodge; B Van; 1995-1989; V8-5.2 Dodge; D & W Pickup; 1993-1988; V6-3.9 Dodge; D & W Pickup; 1993-1988; V8-5.2 Dodge; D & W Pickup; 1993-1988; V8-5.9 Dodge; Dakota; 1988-1987; L4-2.2 Dodge; Dakota; 1995-1989; L4-2.5 Dodge; Dakota; 1995-1987; V6-3.9 Dodge; Dakota; 1995-1989; V8-5.2 Dodge; Intrepid; 1995-1993; V6-3.3 Dodge; Intrepid; 1995-1991; V6-3.5 Dodge; Neon; 1995; L4-2.0 Dodge; Ram Pickup; 1995-1988; L6-5.9 Dsl Dodge; Ramcharger; 1993-1988; V8-5.9 Dodge; Stratus; 1995; L4-2.0 Dodge; Stratus; 1995; L4-2.4 Dodge; Stratus; 1995; V6-2.5 Dodge; Viper; 1995-1992; V10-8.0 Eagle; Premier; 1992-1991; V6-3.0 Eagle; Vision; 1995-1993; V6-3.3 Eagle; Vision; 1995-1993; V6-3.5 Jeep; Grand Cherokee; 1995-1993; L6-4.0 Jeep; Grand Cherokee; 1995-1993; V8-5.2 Jeep; Grand Wagoneer; 1993; V8-5.2 Ply; Neon; 1995; L4-2.0	Chry; Sebring; 1995; L4-2.0 Eagle; Talon; 1995; L4-2.0 Mits; Eclipse; 1995; L4-2.0	Ford; Aerostar; 1995-1990; V6-4.0
	80068	80085
	Chry; Sebring; 1995; V6-2.5 Dodge; Avenger; 1995; L4-2.0 Dodge; Avenger; 1995; V6-2.5	Ford; Explorer; 1994-1991; V6-4.0 Ford; Ranger; 1995-1992; L4-2.3 Ford; Ranger; 1995-1992; V6-3.0 Ford; Ranger; 1995-1990; V6-4.0 Mazda; B2300 Pickup; 1995-1994; L4-2.3 Mazda; Navajo; 1994-1991; V6-4.0
	80069	80086
	Dodge; Dakota; 1995-1992; V6-3.9 Dodge; Dakota; 1995-1992; V8-5.2	Ford; Explorer; 1995; V6-4.0
	80070	80087
	Dodge; Ram Pickup; 1995-1994; V6-3.9	Ford; E Van; 1994-1992; V8-7.3 Dsl
	80071	80088
	Dodge; Ram Pickup; 1995-1994; L6-5.9 Dsl	Ford; E Van; 1995-1994; V8-7.3 Dsl
	80072	80089
	Dodge; B Van; 1995-1994; V6-3.9	Ford; E Van; 1995-1990; L6-4.9
	80073	80090
	Eagle; Talon; 1995; L4-2.0 Mits; Eclipse; 1995; L4-2.0	Ford; E Van; 1995-1990; V8-5.0 Ford; E Van; 1995-1990; V8-5.8 Ford; E Van; 1992-1990; V8-7.3 Dsl Ford; E Van; 1993-1990; V8-7.5
	80074	80091
	Eagle; Talon; 1995; L4-2.0 Mits; Eclipse; 1995; L4-2.0 Mits; Galant; 1995-1994; L4-2.4	Ford; E Van; 1995-1992; V8-7.3 Dsl Ford; E Van; 1995-1994; V8-7.5
	80075	80092
	Mits; Galant; 1995-1994; L4-2.4	Ford; F Pickup; 1995-1994; V8-7.3 Dsl
	80076	80093
	Ford; Crown Victoria; 1995; V8-4.6 Linc; Town Car; 1995-1993; V8-4.6 Merc; Grand Marquis; 1995; V8-4.6	Honda; Accord; 1995; L4-2.2
	80077	80094
	Ford; Aspire; 1995-1994; L4-1.3	Honda; Civic; 1995-1992; L4-1.5 Honda; Civic; 1995-1992; L4-1.6 Honda; Civic Del Sol; 1995-1993; L4-1.5 Honda; Civic Del Sol; 1993; L4-1.6
	80078	80095
	Linc; Continental; 1995; V8-4.6	Honda; Passport; 1995-1994; L4-2.6 Isuzu; Amigo; 1993-1989; L4-2.3 Isuzu; Amigo; 1994-1989; L4-2.6 Isuzu; Pickup; 1995-1988; L4-2.3 Isuzu; Pickup; 1995-1988; L4-2.6 Isuzu; Rodeo; 1995-1991; L4-2.6 Isuzu; Rodeo; 1995-1993; V6-3.2 Isuzu; Trooper; 1991-1990; L4-2.6 Isuzu; Trooper II; 1987-1986; L4-2.3 Isuzu; Trooper II; 1989-1988; L4-2.6
	80079	80096
	Ford; Mustang; 1995-1994; V6-3.8	Honda; Passport; 1995-1994; V6-3.2 Isuzu; Rodeo; 1995-1994; V6-3.2
	80080	80097
	Ford; Mustang; 1995; V8-5.0	Isuzu; Trooper; 1995-1992; V6-3.2
	80081	
	Ford; Probe; 1995-1993; L4-2.0 Mazda; MX-6; 1995-1993; L4-2.0 Mazda; 626; 1995-1993; L4-2.0	

- SYSTEM PUMP & GEAR IDENT.
- SYSTEM & COMPONENT IDENT.
- PASS. CARS
- LIGHT TRUCKS
- MEDIUM/HEAVY TRUCKS
- BUSES
- HOSE NUMERICAL
- REPAIR KITS
- KIT NUMERICAL
- ILLUSTRATIONS

Numerical Listing - Power Steering Hose Assemblies and End Fittings

SYSTEM PUMP & GEAR IDENT.	80098		80113
	Mazda; RX-7; 1995-1993; 2-Rotor 1.3		Ford; Fairlane; 1966-1962; L6-170 Ford; Fairlane; 1969-1963; L6-200 Ford; Fairlane; 1970-1969; L6-250 Ford; Fairlane; 1963-1962; V8-221 Ford; Fairlane; 1964-1962; V8-260 Ford; Fairlane; 1968-1963; V8-289 Ford; Fairlane; 1968; V8-302 Ford; Fairlane; 1964; V8-390 Ford; Falcon; 1969-1966; L6-170 Ford; Falcon; 1970-1966; L6-200 Ford; Falcon; 1970; L6-250 Ford; Falcon; 1968-1966; V8-289 Ford; Falcon; 1968; V8-302 Ford; Granada; 1977-1975; L6-200 Ford; Granada; 1977-1975; L6-250 Ford; Granada; 1977-1976; V8-302 Ford; Maverick; 1972-1969; L6-170 Ford; Maverick; 1976-1969; L6-200 Ford; Maverick; 1976-1970; L6-250 Ford; Maverick; 1976; V8-302 Ford; Mustang; 1970-1967; L6-200 Ford; Mustang; 1970-1968; L6-250 Ford; Ranchero; 1968-1966; L6-200 Ford; Ranchero; 1971-1966; L6-250 Ford; Ranchero; 1968; V8-302 Ford; Torino; 1968; L6-200 Ford; Torino; 1971-1968; L6-250 Ford; Torino; 1968; V8-302 Merc; Comet; 1972-1971; L6-170 Merc; Comet; 1976-1971; L6-200 Merc; Comet; 1968-1971; L6-200 Merc; Comet; 1969; L6-250 Merc; Comet; 1967-1976; V8-289 Merc; Comet; 1968-1969; V8-302 Merc; Cyclone; 1969; V8-351 Merc; Meteor; 1963-1962; L6-170 Merc; Monarch; 1976; L6-200 Merc; Monarch; 1976; V8-351 Merc; Montego; 1968; L6-200 Merc; Montego; 1971-1969; L6-250 Merc; Montego; 1969; V8-302
	80099		
	Merc; Villager; 1995-1993; V6-3.0 Niss; Quest; 1995-1993; V6-3.0		
	80100		
	Niss; Maxima; 1994-1992; V6-3.0		
	80101		
	Niss; Maxima; 1995-1994; V6-3.0		
	80102		
	Niss; Altima; 1995-1993; L4-2.4		
	80103		
	Lexus; ES300; 1995-1992; V6-3.0 Toy.; Avalon; 1995; V6-3.0 Toy.; Camry; 1995-1992; V6-3.0		
	80104		
	Lexus; ES300; 1993-1992; V6-3.0 Toy.; Camry; 1993-1992; V6-3.0		
	80105		
	Toy.; Celica; 1995-1994; L4-1.8		
	80106		
	Toy.; Celica; 1995-1994; L4-2.2		
	80107		
	Toy.; Corolla; 1995-1993; L4-1.6 Toy.; Corolla; 1995-1993; L4-1.8		
	80108		
	Toy.; Tercel; 1995; L4-1.5		
	80109		
	Toy.; Previa; 1995-1991; L4-2.4		
	80110		
	AmerMtrs; American; 1967; V8-290 AmerMtrs; American; 1967; V8-343 Cad; Calais; 1965; V8-429 Cad; Calais; 1970-1968; V8-472 Cad; Deville; 1965; V8-429 Cad; Deville; 1970-1968; V8-472 Cad; Fleetwood; 1970-1968; V8-472 Cad; Fleetwood 75; 1965; V8-429 Cad; Fleetwood Sixty Special; 1965; V8-429 Checker; Marathon; 1967-1965; L6-230 Checker; Marathon; 1967-1965; V8-283 Checker; Marathon; 1967-1966; V8-327 Intnatl; Scout; 1970-1969; L4-152 Intnatl; Scout II; 1979-1976; L4-196 Olds; Toronado; 1979; V8-350 Pont; Grand Prix; 1970-1969; V8-400 Pont; Grand Prix; 1969-1970; V8-428	80114	
			Ford; Country Sedan; 1971; V8-302 Ford; Country Sedan; 1971; V8-351 Ford; Country Sedan; 1971; V8-390 Ford; Country Sedan; 1971; V8-400 Ford; Country Sedan; 1971; V8-429 Ford; Country Squire; 1971; V8-302 Ford; Country Squire; 1971; V8-351 Ford; Country Squire; 1971; V8-390 Ford; Country Squire; 1971; V8-400 Ford; Country Squire; 1971-1968; V8-429 Ford; Custom; 1971-1968; V8-302 Ford; Custom; 1971-1969; V8-351 Ford; Custom; 1971-1968; V8-390 Ford; Custom; 1971; V8-400 Ford; Custom; 1968; V8-428 Ford; Custom; 1971-1969; V8-429 Ford; Custom 500; 1972-1971; L6-240 Ford; Custom 500; 1971; V8-302 Ford; Custom 500; 1971; V8-351 Ford; Custom 500; 1971; V8-390 Ford; Custom 500; 1971; V8-400 Ford; Custom 500; 1971-1968; V8-429 Ford; Galaxie; 1970-1968; V8-302 Ford; Galaxie; 1970-1968; V8-351 Ford; Galaxie; 1970-1969; V8-429 Ford; Galaxie 500; 1972-1971; L6-240 Ford; Galaxie 500; 1971; V8-302 Ford; Galaxie 500; 1971; V8-351 Ford; Galaxie 500; 1971; V8-390 Ford; Galaxie 500; 1971; V8-400 Ford; Galaxie 500; 1971; V8-429 Ford; Ltd; 1971-1968; V8-302 Ford; Ltd; 1971-1969; V8-351 Ford; Ltd; 1971-1968; V8-390 Ford; Ltd; 1971; V8-400 Ford; Ltd; 1969-1968; V8-428 Ford; Ltd; 1971-1969; V8-429 Ford; Ranch Wagon; 1971; V8-302
	80111		
	Chev; Corvette; 1965; V8-396 Chev; Corvette; 1969-1966; V8-427 Chev; Corvette; 1974-1970; V8-454		
	80112		
	AmerMtrs; AMX; 1979; V8-304 AmerMtrs; Concord; 1979; V8-304 Chev; Beaumont; 1968; V8-396 (Canada) Chev; Chevelle; 1968; V8-396 Chev; El Camino; 1968; V8-396		
			80114 - Continued
			Ford; Ranch Wagon; 1971; V8-351 Ford; Ranch Wagon; 1971; V8-390 Ford; Ranch Wagon; 1971; V8-400 Ford; Ranch Wagon; 1971; V8-429 Linc; Continental; 1972-1970; V8-460 Linc; Mark IV; 1972; V8-460 Merc; Colony Park; 1971; V8-400 Merc; Colony Park; 1971-1968; V8-429 Merc; Marquis; 1971; V8-400 Merc; Marquis; 1969-1968; V8-428 Merc; Marquis; 1971-1968; V8-429 Merc; Montclair; 1968; V8-428 Merc; Monterey; 1971-1968; V8-351 Merc; Monterey; 1971; V8-400 Merc; Monterey; 1969-1968; V8-428 Merc; Monterey; 1971-1968; V8-429 Merc; Park Lane; 1968; V8-428
			80115
			Buick; Skyhawk; 1976-1975; V6-231 Cad; Eldorado; 1979; V8-350 Olds; Ninety Eight; 1972; V8-350 Olds; Ninety Eight; 1972-1971; V8-455 Olds; Starfire; 1976; V6-231 Olds; Toronado; 1976-1971; V8-455 Olds; 442; 1971-1972; V8-455 Pont; Sunbird; 1976; V6-231
			80116
			Buick; Century; 1979-1977; V8-301 Buick; Century; 1977; V8-403 Buick; Electra; 1979-1977; V8-350 Buick; Electra; 1979-1977; V8-403 Buick; Estate Wagon; 1979-1977; V8-350 Buick; Estate Wagon; 1979-1977; V8-403 Buick; Lesabre; 1979-1977; V8-301 Buick; Regal; 1979-1977; V8-301 Buick; Regal; 1977; V8-350 Buick; Riviera; 1979-1977; V6-231 Buick; Skylark; 1979; V8-305 Buick; Skylark; 1979; V8-350 Cad; Deville; 1979-1977; V8-425 Cad; Fleetwood; 1979-1977; V8-425 Chev; BelAir; 1977; V8-305 (Canada) Chev; BelAir; 1977; V8-350 (Canada) Chev; Camaro; 1979-1977; V8-305 Chev; Camaro; 1979-1977; V8-350 Chev; Caprice; 1977; V8-305 Chev; Caprice; 1977; V8-350 Chev; El Camino; 1979; V6-200 Chev; El Camino; 1977; V8-305 Chev; El Camino; 1977; V8-350 Chev; Impala; 1977; V8-305 Chev; Impala; 1977; V8-350 Chev; Malibu; 1979; V6-200 Chev; Malibu; 1977; V8-305 Chev; Malibu; 1977; V8-350 Chev; Monte Carlo; 1979; V6-200 Chev; Monte Carlo; 1977-1973; V8-305 Chev; Monte Carlo; 1976-1972; V8-400 Chev; Nova; 1979-1977; V8-305 Chev; Nova; 1979-1977; V8-350 GMC; Caballero; 1979; V6-200 GMC; Sprint; 1977; V8-305 GMC; Sprint; 1977; V8-350 Olds; Custom Cruiser; 1979-1977; V8-350 Olds; Custom Cruiser; 1979-1978; V8-403 Olds; Cutlass Cruiser; 1978; V8-260 Olds; Cutlass Cruiser; 1978; V8-305 Olds; Cutlass Cruiser; 1978-1977; V8-350 Olds; Delta 88; 1979-1977; V8-350 Olds; Delta 88; 1979-1977; V8-403 Olds; Ninety Eight; 1979-1977; V8-350 Olds; Ninety Eight; 1979-1977; V8-403 Olds; Omega; 1979-1977; V8-305 Olds; Omega; 1979-1977; V8-350 Pont; Bonneville; 1979-1977; V8-301 Pont; Bonneville; 1977; V8-305 Pont; Bonneville; 1979-1977; V8-350 Pont; Bonneville; 1979-1977; V8-403

Numerical Listing - Power Steering Hose Assemblies and End Fittings

80116 - Continued

Pont; Catalina; 1979-1977; V8-301
 Pont; Catalina; 1977; V8-305
 Pont; Catalina; 1979-1977; V8-305 (Canada)
 Pont; Catalina; 1979-1977; V8-403
 Pont; Firebird; 1979-1977; V6-231
 Pont; Firebird; 1979; V8-301
 Pont; Firebird; 1977; V8-301
 Pont; Firebird; 1979-1977; V8-305
 Pont; Firebird; 1979-1977; V8-350
 Pont; Grand Am; 1979-1978; V8-301
 Pont; Grand Am; 1978-1979; V8-305
 Pont; Grand Lemans; 1977; V8-301
 Pont; Grand Lemans; 1977; V8-400
 Pont; Grand Lemans; 1977; V8-403
 Pont; Grand Prix; 1979-1977; V8-301
 Pont; Grand Prix; 1977; V8-400
 Pont; Grand Prix; 1977; V8-403
 Pont; Grand Safari; 1977-1978; V8-305
 Pont; Grand Safari; 1978-1977; V8-350
 Pont; Laurentian; 1979-1977; V8-305 (Canada)
 Pont; Laurentian; 1979-1977; V8-350 (Canada)
 Pont; Lemans; 1979-1977; V8-301
 Pont; Lemans; 1977; V8-400
 Pont; Lemans; 1977; V8-403
 Pont; Parisienne; 1979-1977; V8-305 (Canada)
 Pont; Parisienne; 1979-1977; V8-350 (Canada)

80117

Ford; F Pickup; 1995-1990; V8-7.3 Dsl
 Ford; F Pickup; 1995-1990; V8-7.5

80118

Chev; Corvette; 1980; V8-5.0
 Chev; Corvette; 1968-1963; V8-327
 Chev; Corvette; 1982-1969; V8-5.7
 Chev; Corvette; 1965; V8-396
 Chev; Corvette; 1969-1966; V8-427
 Chev; Corvette; 1974-1970; V8-454

80119

Chry; Imperial; 1972-1969; V8-440
 Chry; New Yorker; 1972-1969; V8-440
 Chry; Town & Country; 1971-1972; V8-383
 Chry; Town & Country; 1972-1971; V8-440
 Chry; 300; 1971-1969; V8-440
 Dodge; Challenger; 1972-1970; V8-318
 Dodge; Challenger; 1972-1969; V8-340
 Dodge; Charger; 1972-1970; V8-318
 Dodge; Charger; 1972-1969; V8-340
 Dodge; Coronet; 1972-1970; V8-318
 Dodge; Coronet; 1972; V8-340
 Dodge; Dart; 1969; L6-170
 Dodge; Dart; 1969; L6-225
 Dodge; Dart; 1972-1970; V8-318
 Dodge; Dart; 1972-1969; V8-340
 Dodge; Monaco; 1972-1969; V8-360
 Dodge; Monaco; 1972; V8-400
 Dodge; Monaco; 1972-1969; V8-440
 Dodge; Polara; 1972-1969; V8-318
 Dodge; Polara; 1972-1971; V8-360
 Dodge; Polara; 1971-1969; V8-383
 Dodge; Polara; 1972; V8-400
 Dodge; Polara; 1972-1969; V8-440
 Ply; Barracuda; 1969; L6-225
 Ply; Barracuda; 1972-1970; V8-318
 Ply; Barracuda; 1972-1970; V8-340
 Ply; Duster; 1972-1970; V8-318
 Ply; Duster; 1972-1970; V8-340
 Ply; Fury; 1972-1969; L6-225
 Ply; Fury; 1972-1969; V8-318
 Ply; Fury; 1972-1971; V8-360
 Ply; Fury; 1971-1969; V8-383
 Ply; Fury; 1972; V8-400
 Ply; Fury; 1972-1969; V8-440
 Ply; Road Runner; 1972; V8-318
 Ply; Road Runner; 1972-1971; V8-340
 Ply; Satellite; 1971-1969; L6-225
 Ply; Satellite; 1972-1970; V8-318
 Ply; Satellite; 1972-1970; V8-340

80119 - Continued

Ply; Scamp; 1972-1971; V8-318
 Ply; Valiant; 1969; L6-170
 Ply; Valiant; 1969; L6-225

80120

Buick; Skyhawk; 1979-1977; V6-231
 Chev; Monza; 1979-1978; V6-196
 Olds; Starfire; 1979-1977; V6-231
 Pont; Sunbird; 1979-1977; V6-231

80121

Buick; Electra; 1984-1981; V6-4.1
 Buick; Lesabre; 1985-1980; V6-3.8
 Buick; Lesabre; 1984-1981; V6-4.1
 Chev; Caprice; 1984-1980; V6-3.8
 Chev; Impala; 1984-1980; V6-3.8
 Olds; Delta 88; 1985-1980; V6-3.8
 Olds; Ninety Eight; 1983-1981; V6-4.1
 Pont; Bonneville; 1981-1980; V6-3.8
 Pont; Parisienne; 1980; V6-3.8 (Canada)

80122

Chev; Blazer Compact; 1986-1983; V6-2.8
 Chev; S Pickup; 1986-1983; V6-2.8
 GMC; Jimmy Compact; 1986-1983; V6-2.8
 GMC; S Pickup; 1986-1983; V6-2.8

80123

Buick; Centurion; 1972; V8-350
 Buick; Centurion; 1972; V8-455
 Buick; Estate Wagon; 1972-1971; V8-455
 Chev; Chevelle; 1973-1972; V8-307
 Chev; Chevelle; 1974-1972; V8-350
 Chev; Chevelle; 1974; V8-400
 Chev; El Camino; 1976; V8-305
 Chev; El Camino; 1976-1972; V8-350
 Chev; El Camino; 1976-1974; V8-400
 Chev; Malibu; 1976; V8-305
 Chev; Malibu; 1976-1973; V8-350
 Chev; Malibu; 1976-1974; V8-400
 GMC; Sprint; 1976; V8-305
 GMC; Sprint; 1976-1972; V8-350
 GMC; Sprint; 1976-1974; V8-400

80124

Chev; G Van; 1979-1978; L6-250
 Chev; G Van; 1978-1977; L6-292
 Chev; G Van; 1973; V8-307
 Chev; G Van; 1979-1973; V8-350
 Chev; G Van; 1979-1975; V8-400
 GMC; G Van; 1979-1978; L6-250
 GMC; G Van; 1978; L6-292
 GMC; G Van; 1973; V8-307
 GMC; G Van; 1979-1973; V8-350
 GMC; G Van; 1979-1975; V8-400

80125

Cad; Deville; 1984-1982; V8-4.1
 Cad; Fleetwood; 1985-1982; V8-4.1
 Cad; Fleetwood; 1984-1982; V8-6.0

80126

Chry; Cordoba; 1975; V8-318
 Chry; Cordoba; 1975; V8-360
 Chry; Cordoba; 1978-1975; V8-400
 Chry; Imperial; 1975-1974; V8-440
 Chry; New Yorker; 1976-1973; V8-400
 Chry; Newport; 1976-1974; V8-400
 Chry; Newport; 1976-1973; V8-440
 Chry; Town & Country; 1976-1973; V8-400
 Dodge; Aspen; 1976; L6-225
 Dodge; Charger; 1976; L6-225
 Dodge; Charger; 1976-1973; V8-400
 Dodge; Coronet; 1976-1974; L6-225
 Dodge; Coronet; 1976-1975; V8-400
 Dodge; Coronet; 1973; V8-400

80126 - Continued

Dodge; Coronet; 1976-1975; V8-440
 Dodge; Coronet; 1973-1974; V8-440
 Dodge; Dart; 1976-1974; L6-225
 Dodge; Monaco; 1976; V8-400
 Dodge; Monaco; 1973; V8-400
 Dodge; Monaco; 1976; V8-440
 Dodge; Monaco; 1973; V8-440
 Dodge; Polara; 1973; V8-400
 Dodge; Polara; 1973; V8-440
 Dodge; Royal Monaco; 1976; V8-400
 Dodge; Royal Monaco; 1976; V8-440
 Ply; Duster; 1974; L6-198
 Ply; Duster; 1976; L6-225
 Ply; Duster; 1974; L6-225
 Ply; Fury; 1976-1973; L6-225
 Ply; Fury; 1975-1973; V8-440
 Ply; Gran Fury; 1976-1975; V8-400
 Ply; Road Runner; 1973; V8-400
 Ply; Road Runner; 1973; V8-440
 Ply; Satellite; 1973-1974; V8-440
 Ply; Scamp; 1976; L6-225
 Ply; Scamp; 1974; L6-225
 Ply; Valiant; 1974; L6-198
 Ply; Valiant; 1976-1974; L6-225
 Ply; Volare; 1976; L6-225

80127

Chry; Cordoba; 1976; V8-318
 Chry; Cordoba; 1976; V8-360
 Chry; Newport; 1976; V8-360
 Dodge; Challenger; 1973; V8-318
 Dodge; Challenger; 1973-1974; V8-340
 Dodge; Charger; 1976; V8-318
 Dodge; Charger; 1974-1973; V8-318
 Dodge; Charger; 1973; V8-340
 Dodge; Charger; 1976; V8-360
 Dodge; Charger; 1974; V8-360
 Dodge; Charger; 1972-1973; V8-440
 Dodge; Coronet; 1976; V8-318
 Dodge; Coronet; 1973; V8-318
 Dodge; Coronet; 1973; V8-340
 Dodge; Coronet; 1976; V8-360
 Dodge; Coronet; 1974; V8-400
 Dodge; Coronet; 1974-1973; V8-440
 Dodge; Dart; 1973; L6-225
 Dodge; Dart; 1973-1974; V8-340
 Dodge; Monaco; 1976-1973; V8-318
 Dodge; Monaco; 1975-1973; V8-400
 Dodge; Polara; 1973; V8-360
 Dodge; Royal Monaco; 1976-1975; V8-360
 Dodge; Royal Monaco; 1975; V8-400
 Dodge; Royal Monaco; 1975; V8-440
 Ply; Barracuda; 1973; V8-318
 Ply; Barracuda; 1973; V8-340
 Ply; Duster; 1973; L6-225
 Ply; Fury; 1973; V8-318
 Ply; Fury; 1973; V8-360
 Ply; Road Runner; 1973-1974; V8-340
 Ply; Road Runner; 1974; V8-400
 Ply; Road Runner; 1974; V8-440
 Ply; Satellite; 1974; V8-318
 Ply; Satellite; 1974; V8-400
 Ply; Satellite; 1974-1973; V8-440
 Ply; Scamp; 1973; L6-225
 Ply; Valiant; 1973; L6-198
 Ply; Valiant; 1973; L6-225

80128

Cad; Eldorado; 1981; V8-6.0
 Cad; Seville; 1981; V8-6.0

80129

Chev; Astro; 1985; V6-4.3
 GMC; Safari; 1985; V6-4.3

80130

Ford; F Pickup; 1993-1990; V8-7.3 Dsl
 Ford; F Pickup; 1993-1990; V8-7.5

SYSTEM
PUMP &
GEAR
IDENT.

SYSTEM &
COM-
PONENT
IDENT.

PASS.
CARS

LIGHT
TRUCKS

MEDIUM/
HEAVY
TRUCKS

BUSES

HOSE
NUMER-
ICAL

REPAIR
KITS

KIT
NUMER-
ICAL

ILLUST-
RATIONS

Numerical Listing - Power Steering Hose Assemblies and End Fittings

	80131	80137 - Continued	80147 - Continued	
SYSTEM PUMP & GEAR IDENT.	Chry; Lebaron; 1978-1979; L6-225 Chry; Lebaron; 1979; V8-360 Chry; Town & Country; 1979; L6-225 Chry; Town & Country; 1979; V8-360 Dodge; Aspen; 1979-1976; L6-225 Dodge; Charger; 1976; L6-225 Dodge; Coronet; 1976-1974; L6-225 Dodge; Dart; 1974; L6-198 Dodge; Dart; 1976-1974; L6-225 Dodge; Monaco; 1978-1977; L6-225 Ply; Duster; 1974; L6-198 Ply; Duster; 1976; L6-225 Ply; Duster; 1974; L6-225 Ply; Fury; 1978-1974; L6-225 Ply; Scamp; 1974; L6-198 Ply; Scamp; 1976; L6-225 Ply; Scamp; 1974; L6-225 Ply; Valiant; 1974; L6-198 Ply; Valiant; 1976-1974; L6-225 Ply; Volare; 1979-1976; L6-225	Chry; Lebaron; 1978-1979; L6-225 Chry; Lebaron; 1979; V8-360 Chry; Town & Country; 1979; L6-225 Chry; Town & Country; 1979; V8-360 Dodge; Aspen; 1979-1976; L6-225 Dodge; Charger; 1976; L6-225 Dodge; Coronet; 1976-1974; L6-225 Dodge; Dart; 1974; L6-198 Dodge; Dart; 1976-1974; L6-225 Dodge; Monaco; 1978-1977; L6-225 Ply; Duster; 1974; L6-198 Ply; Duster; 1976; L6-225 Ply; Duster; 1974; L6-225 Ply; Fury; 1978-1974; L6-225 Ply; Scamp; 1974; L6-198 Ply; Scamp; 1976; L6-225 Ply; Scamp; 1974; L6-225 Ply; Valiant; 1974; L6-198 Ply; Valiant; 1976-1974; L6-225 Ply; Volare; 1979-1976; L6-225	Pont; Grand Lemans; 1977; L6-250 (Canada) Pont; Grand Lemans; 1979-1977; V6-231 Pont; Grand Prix; 1979-1977; V6-231 Pont; Lemans; 1979-1977; V6-200 (Canada) Pont; Lemans; 1979; V8-267 (Canada) Pont; Parisienne; 1979-1977; L6-250 (Canada)	GMC; C&K Pickup; 1979; V8-350 GMC; C&K Pickup; 1979; V8-350 Dsl GMC; C&K Pickup; 1979; V8-400 GMC; Suburban; 1979; V8-305 GMC; Suburban; 1979; V8-350 GMC; Suburban; 1979; V8-400
SYSTEM & COMPONENT IDENT.		80138	80148	
PASS. CARS		Buick; Regal; 1987-1982; V6-3.8 Buick; Regal; 1984-1982; V6-4.1 Chev; El Camino; 1984-1982; V6-3.8 Chev; Monte Carlo; 1984-1982; V6-3.8 Chev; Monte Carlo; 1987-1985; V6-3.8 (Canada) GMC; Caballero; 1984-1982; V6-3.8 Olds; Cutlass; 1987-1982; V6-3.8 Pont; Bonneville; 1986-1982; V6-3.8 Pont; Bonneville; 1982; V6-4.1 Pont; Grand Lemans; 1982; V6-4.1 (Canada) Pont; Grand Prix; 1987-1982; V6-3.8 Pont; Grand Prix; 1982; V6-4.1 Pont; Parisienne; 1984-1983; V6-3.8 Pont; Parisienne; 1985; V6-3.8 (Canada) Pont; Parisienne; 1982; V6-3.8 (Canada)	Ford; Thunderbird; 1988-1987; L4-2.3	
LIGHT TRUCKS	80132	80139	80149	
	Chev; BelAir; 1977; L6-250 (Canada) Chev; Camaro; 1979-1977; L6-250 Chev; El Camino; 1977; L6-250 Chev; Malibu; 1977-1976; L6-250 Chev; Nova; 1979-1975; L6-250 GMC; Sprint; 1977-1976; L6-250 Olds; Cutlass; 1976-1975; L6-250 Pont; Firebird; 1976-1975; L6-250	Chev; S Pickup; 1982; V6-2.8 GMC; S Pickup; 1982; V6-2.8	Ford; Granada; 1977-1976; V8-302 Merc; Monarch; 1977-1976; V8-302	
MEDIUM/HEAVY TRUCKS	80133	80140	80150	
	Chev; BelAir; 1979-1977; L6-250 (Canada) Chev; Camaro; 1979-1976; L6-250 Chev; Caprice; 1979-1977; L6-250 Chev; El Camino; 1977-1976; L6-250 Chev; Impala; 1979-1977; L6-250 Chev; Malibu; 1977-1976; L6-250 Chev; Nova; 1979-1975; L6-250 GMC; Sprint; 1977-1976; L6-250 Olds; Cutlass; 1975; L6-250 Pont; Firebird; 1976; L6-250 Pont; Lemans; 1976; L6-250	Chev; Blazer Compact; 1984-1982; L4-1.9 GMC; Jimmy Compact; 1984-1982; L4-1.9	Chev; P Van; 1993-1985; V8-6.2 Dsl GMC; P Van; 1993-1985; V8-6.2 Dsl	
BUSES	80134	80141	80151	
	Ford; Custom 500; 1978; V8-460 (Canada) Ford; Ltd; 1978-1977; V8-460 Linc; Continental; 1977; V8-460 Linc; Mark V; 1977; V8-460 Merc; Grand Marquis; 1978-1977; V8-460	Buick; Century; 1979; V8-305 Buick; Century; 1979; V8-350 Buick; Regal; 1979; V8-305 Chev; El Camino; 1979; V8-267 Chev; El Camino; 1979; V8-305 Chev; Malibu; 1979; V8-305 Chev; Monte Carlo; 1979-1978; V8-305 GMC; Caballero; 1979; V8-267 GMC; Caballero; 1979-1978; V8-305 Olds; Cutlass; 1979; V8-305 Olds; Cutlass; 1979; V8-350 Olds; Cutlass Cruiser; 1979; V8-305 Pont; Grand Am; 1979; V8-305 Pont; Grand Lemans; 1979; V8-305 Pont; Grand Lemans; 1979; V8-350 Pont; Grand Prix; 1979; V8-305 Pont; Lemans; 1979; V8-305 Pont; Lemans; 1979; V8-350	Mazda; 626; 1985-1983; L4-2.0	
HOSE NUMERICAL	80135	80142	80152	
	Cad; Deville; 1984-1981; V8-4.1 Cad; Fleetwood; 1984-1982; V8-4.1 Cad; Fleetwood; 1984-1981; V8-6.0	Buick; Century; 1987; V6-3.8 Olds; Cutlass Ciera; 1987; V6-3.8	Mazda; 929; 1995-1992; V6-3.0	
REPAIR KITS	80136	80143	80153	
	Chev; BelAir; 1981-1980; V6-3.8 (Canada) Chev; Caprice; 1982-1980; V6-3.8 Chev; Caprice; 1985; V6-3.8 (Canada) Chev; Caprice; 1988-1985; V6-4.3 Chev; Impala; 1982-1980; V6-3.8 Chev; Impala; 1985; V6-3.8 (Canada) Chev; Impala; 1985; V6-4.3	Ford; Mustang; 1989-1988; V8-5.0 Merc; Cougar; 1988; V6-3.8	Toy.; Pickup; 1995-1990; V6-3.0	
KIT NUMERICAL	80137	80144	80154	
	Buick; Century; 1979-1976; V6-196 Buick; Lesabre; 1979-1976; V6-231 Buick; Lesabre; 1976; V8-350 Buick; Regal; 1979-1976; V6-196 Buick; Skylark; 1979-1976; V6-231 Chev; El Camino; 1978; V6-231 GMC; Caballero; 1978; V6-231 Olds; Cutlass; 1979-1977; V6-231 Olds; Omega; 1979-1977; V6-231 Pont; Catalina; 1979-1977; V6-231 Pont; Grand Am; 1979; V6-231	Jeep; Wrangler; 1990-1988; L6-4.2	Buick; Electra; 1969-1970; V8-430 Buick; Lesabre; 1970; L6-250 Buick; Lesabre; 1970; V8-350 Buick; Skylark; 1970; V8-350 Buick; Skylark; 1970; V8-455 Ford; Custom 500; 1978; V8-302 (Canada) Ford; Custom 500; 1978; V8-351 (Canada) Ford; Custom 500; 1978; V8-400 (Canada) Ford; Ltd; 1978-1977; V8-302 Merc; Grand Marquis; 1978; V8-351 Merc; Grand Marquis; 1978; V8-400 Merc; Marquis; 1978-1977; V8-400 Pont; Bonneville; 1970-1967; V8-400 Pont; Bonneville; 1969-1967; V8-428 Pont; Bonneville; 1970; V8-455 Pont; Catalina; 1968-1967; V8-400 Pont; Executive; 1967; V8-389 Pont; Firebird; 1967; V8-326 Pont; Firebird; 1967; V8-400 Pont; Grand Prix; 1970-1969; V8-400 Pont; Grand Prix; 1969-1970; V8-428 Pont; Parisienne; 1970-1967; L6-250 (Canada) Pont; Parisienne; 1967; V8-283 (Canada) Pont; Parisienne; 1969-1967; V8-327 (Canada) Pont; Parisienne; 1970-1969; V8-350 (Canada) Pont; Parisienne; 1969-1967; V8-396 (Canada) Pont; Parisienne; 1970-1967; V8-400 (Canada) Pont; Parisienne; 1970; V8-454 (Canada)	
ILLUSTRATIONS	80147	80145	80155	
	Buick; Century; 1979-1976; V6-196 Buick; Lesabre; 1979-1976; V6-231 Buick; Lesabre; 1976; V8-350 Buick; Regal; 1979-1976; V6-196 Buick; Skylark; 1979-1976; V6-231 Chev; El Camino; 1978; V6-231 GMC; Caballero; 1978; V6-231 Olds; Cutlass; 1979-1977; V6-231 Olds; Omega; 1979-1977; V6-231 Pont; Catalina; 1979-1977; V6-231 Pont; Grand Am; 1979; V6-231	Ford; Aerostar; 1990; V6-3.0	Ford; Granada; 1975; L6-200 Ford; Granada; 1975; V8-302 Ford; Granada; 1975; V8-351 Merc; Comet; 1976-1975; L6-250 Merc; Monarch; 1975; L6-200 Merc; Monarch; 1975; V8-302 Merc; Monarch; 1975; V8-351	
	80147	80146	80156	
	Chev; C&K Pickup; 1979; V8-305 Chev; C&K Pickup; 1979; V8-350 Chev; C&K Pickup; 1979; V8-350 Dsl Chev; C&K Pickup; 1979; V8-400 Chev; Suburban; 1979; V8-350 Chev; Suburban; 1979; V8-400 GMC; C&K Pickup; 1979; V8-305		Ford; Bronco; 1977-1972; V8-302 Ford; F Pickup; 1972-1970; V8-302	
		80146	80157	
			Ford; Granada; 1976-1975; L6-200 Ford; Maverick; 1972-1969; L6-170 Ford; Maverick; 1976-1969; L6-200	

Numerical Listing - Power Steering Hose Assemblies and End Fittings

80157 - Continued	80169 - Continued	80183
Merc; Comet; 1972-1971; L6-170 Merc; Comet; 1976-1971; L6-200 Merc; Monarch; 1976-1975; L6-200	Chry; Intrepid; 1995; V6-3.3 (Canada) Chry; Intrepid; 1995; V6-3.5 (Canada) Dodge; Intrepid; 1995; V6-3.3 Dodge; Intrepid; 1995; V6-3.5	Volvo; 740; 1992-1991; L4-2.3 Volvo; 940; 1993-1991; L4-2.3
80158	80170	80184
Buick; Century; 1979-1978; V6-196 Buick; Century; 1980-1977; V6-3.8 Buick; Regal; 1979-1978; V6-196 Buick; Regal; 1980-1978; V6-3.8 Buick; Skylark; 1978; V8-350	VW; Golf; 1987-1985; L4-1.6 Dsl VW; Golf; 1992-1988; L4-1.6 Dsl (Canada) VW; Golf; 1992-1985; L4-1.8 VW; Golf; 1992-1990; L4-2.0 VW; Jetta; 1992-1989; L4-1.6 Dsl VW; Jetta; 1986-1985; L4-1.6 Dsl VW; Jetta; 1988-1987; L4-1.6 Dsl (Canada) VW; Jetta; 1992-1985; L4-1.8 VW; Jetta; 1992-1990; L4-2.0	Isuzu; Rodeo; 1993; V6-3.2
80159	80171	80185
Ford; Granada; 1976-1975; V8-302 Merc; Monarch; 1976-1975; V8-302	Ford; Escort; 1986-1985; L4-1.9 Ford; EXP; 1985-1982; L4-1.6 Ford; EXP; 1986-1981; L4-1.9 Merc; LN7; 1983-1982; L4-1.6 Merc; Lynx; 1985-1981; L4-1.6 Merc; Lynx; 1986-1985; L4-1.9	Ford; Taurus; 1995-1994; V6-3.0 Merc; Sable; 1995-1994; V6-3.0
80160	80172	80186
Ford; Custom 500; 1977-1976; V8-351 Ford; Custom 500; 1976; V8-460 Ford; Ltd; 1976; V8-351 Ford; Ltd; 1976; V8-400 Ford; Ltd; 1976; V8-460 Merc; Grand Marquis; 1976-1975; V8-400	Dodge; Colt; 1990-1989; L4-1.5 Dodge; Colt; 1989; L4-1.6 Ply; Colt; 1990-1989; L4-1.5 Ply; Colt; 1989; L4-1.6	Saturn; S-Series; 1995; L4-1.9
80161	80173	80187
Ford; Granada; 1976; V8-302 Ford; Granada; 1976; V8-351 Merc; Monarch; 1976; V8-302 Merc; Monarch; 1976; V8-351	Mits; Sigma; 1989; V6-3.0	Chev; Camaro; 1995; V6-3.8 Pont; Firebird; 1995; V6-3.8
80163	80174	80188
Buick; Skyhawk; 1986-1982; L4-1.8 Buick; Skyhawk; 1988-1987; L4-2.0 Buick; Skyhawk; 1984-1982; L4-2.0 Chev; Cavalier; 1982; L4-1.8 Chev; Cavalier; 1984-1983; L4-2.0 Ford; Escort; 1990-1986; L4-1.9 Ford; EXP; 1987-1986; L4-1.9 Merc; Lynx; 1987; L4-1.9 Olds; Firenza; 1986-1982; L4-1.8 Olds; Firenza; 1988-1987; L4-2.0 Olds; Firenza; 1984-1983; L4-2.0 Pont; Grand Am; 1989-1987; L4-2.0 Pont; J2000; 1982; L4-1.8 Pont; Sunbird; 1986-1985; L4-1.8 Pont; Sunbird; 1994-1987; L4-2.0 Pont; 2000; 1983-1984; L4-1.8	Volvo; 740; 1992-1988; L4-2.3 Volvo; 760; 1990-1988; L4-2.3 Volvo; 780; 1991-1989; L4-2.3 Volvo; 940; 1993-1991; L4-2.3	Buick; Century; 1979; V6-231 Buick; Lesabre; 1979; V6-231 Buick; Regal; 1979; V6-231
80164	80175	80189
Chry; Concorde; 1994; V6-3.5 Chry; New Yorker; 1994; V6-3.5 Dodge; Intrepid; 1994-1993; V6-3.5 Eagle; Vision; 1994-1993; V6-3.5	VW; Cabriolet; 1993-1984; L4-1.8 VW; Rabbit; 1984; L4-1.7 VW; Rabbit; 1984; L4-1.8 VW; Scirocco; 1988-1984; L4-1.8 VW; Scirocco; 1989; L4-1.8 (Canada)	Ford; Country Sedan; 1973; V8-429 Ford; Country Squire; 1973; V8-429 Ford; Custom 500; 1975; V8-351 Ford; Custom 500; 1975; V8-400 Ford; Custom 500; 1973; V8-429 Ford; Custom 500; 1976; V8-460 Ford; Custom 500; 1974-1973; V8-460 Ford; Galaxie 500; 1973; V8-429 Ford; Ltd; 1975; V8-351 Ford; Ltd; 1975; V8-400 Ford; Ltd; 1973; V8-429 Ford; Ltd; 1977-1976; V8-460 Ford; Ltd; 1974-1973; V8-460 Ford; Ranch Wagon; 1973; V8-429 Merc; Colony Park; 1973; V8-429 Merc; Grand Marquis; 1975; V8-400 Merc; Grand Marquis; 1977-1975; V8-460 Merc; Marquis; 1973; V8-429 Merc; Marquis; 1977-1976; V8-460 Merc; Marquis; 1974-1973; V8-460 Merc; Monterey; 1973; V8-429
80165	80176	80190
Chry; Concorde; 1994-1993; V6-3.3 Dodge; Intrepid; 1994-1993; V6-3.3 Eagle; Vision; 1994-1993; V6-3.3	Chev; Beretta; 1991-1990; L4-2.3	Dodge; B Van; 1984-1979; L6-3.7 Dodge; B Van; 1984-1979; V8-5.2 Dodge; B Van; 1984-1979; V8-5.9 Dodge; CB Van; 1979; L6-225 Dodge; MB Van; 1979; V8-440 Ply; B Van; 1983-1979; L6-3.7 Ply; B Van; 1983-1979; V8-5.2 Ply; B Van; 1983-1979; V8-5.9
80166	80177	80191
Ford; Escort; 1995-1991; L4-1.9 Merc; Tracer; 1995-1991; L4-1.9	Subaru; XT; 1991-1985; L4-1.8	Ford; Fairmont; 1982; V8-4.2 Ford; Mustang; 1984; L4-2.3 Ford; Mustang; 1982; L4-2.3 Ford; Mustang; 1982; V8-4.2 Ford; Mustang; 1982; V8-5.0 Merc; Capri; 1982; L4-2.3 Merc; Capri; 1982; L6-3.3 Merc; Capri; 1982; V8-4.2 Merc; Zephyr; 1982; V8-4.2
80167	80178	80192
Honda; Accord; 1993-1990; L4-2.2	Toy.; Corolla; 1982-1980; L4-1.8	Subaru; DL; 1989-1985; L4-1.8 Subaru; GL; 1987-1986; L4-1.6 Subaru; GL; 1989-1985; L4-1.8 Subaru; GL-10; 1989-1985; L4-1.8 Subaru; Loyale; 1994-1985; L4-1.8
80168	80179	
Chev; G Van; 1995-1987; V8-5.0 Chev; G Van; 1995-1987; V8-5.7 GMC; G Van; 1995-1987; V8-5.0 GMC; G Van; 1995-1987; V8-5.7	Volvo; 740; 1990-1989; L4-2.3 Volvo; 960; 1993-1992; L6-2.9	
80169	80180	
Chry; Concorde; 1995; V6-3.3	Subaru; Impreza; 1995-1993; L4-1.8 Subaru; Impreza; 1995; L4-2.2 Subaru; Legacy; 1995-1990; L4-2.2	
	80181	
	Volvo; 240; 1993-1991; L4-2.3	
	80182	
	Volvo; 240; 1993-1991; L4-2.3	

**SYSTEM
PUMP &
GEAR
IDENT.**

**SYSTEM &
COM-
PONENT
IDENT.**

**PASS.
CARS**

**LIGHT
TRUCKS**

**MEDIUM/
HEAVY
TRUCKS**

BUSES

**HOSE
NUMER-
ICAL**

**REPAIR
KITS**

**KIT
NUMER-
ICAL**

**ILLUST-
RATIONS**

Numerical Listing - Power Steering Hose Assemblies and End Fittings

SYSTEM PUMP & GEAR IDENT.

80193

Toy.; Celica; 1993-1990; L4-1.6

80194

Chev; S Pickup; 1995; L4-2.2
GMC; Sonoma; 1995; L4-2.2

80195

Chev; C50; 1990-1980; GM V8-5.7
Chev; C50; 1978-1977; GM V8-366
Chev; C50; 1990; GM V8-6.0
Chev; C50; 1978-1977; GM V8-427
Chev; C50; 1990; GM V8-7.0
Chev; C50; 1978-1977; GM V8-454
Chev; C60; 1979-1977; GM V8-350
Chev; C60; 1990-1977; GM V8-5.7
Chev; C60; 1990-1977; GM V8-6.0
Chev; C60; 1990-1977; GM V8-7.0
Chev; C70; 1979; GM V8-366
Chev; C70; 1989-1980; GM V8-6.0
Chev; C70; 1989-1981; GM V8-7.0
Chev; C70; 1979-1980; GM V8-454

SYSTEM & COMPONENT IDENT.

PASS. CARS

LIGHT TRUCKS

MEDIUM/HEAVY TRUCKS

BUSES

HOSE NUMERICAL

80196

Chev; C50; 1990-1980; GM V8-5.7
Chev; C50; 1978-1977; GM V8-366
Chev; C50; 1990; GM V8-6.0
Chev; C50; 1978-1977; GM V8-427
Chev; C50; 1990; GM V8-7.0
Chev; C50; 1978-1977; GM V8-454
Chev; C60; 1979-1977; GM V8-350
Chev; C60; 1990-1977; GM V8-5.7
Chev; C60; 1990-1977; GM V8-6.0
Chev; C60; 1990-1977; GM V8-7.0
Chev; C70; 1979; GM V8-366
Chev; C70; 1989-1980; GM V8-6.0
Chev; C70; 1989-1981; GM V8-7.0
Chev; C70; 1979-1980; GM V8-454

REPAIR KITS

KIT NUMERICAL

ILLUSTRATIONS

GMC; C5000; 1988-1980; V8-5.7
GMC; C6000; 1988-1980; V8-5.7
GMC; C6000; 1987-1979; V8-6.0
GMC; C6000 C6D; 1979; V8-366
GMC; C6000 C6D; 1979; V8-427
GMC; C6000 C6D; 1979; V8-454
GMC; C7000; 1987-1979; V8-7.0
GMC; C7000 C7D; 1979; V8-427
GMC; C7000 C7D; 1979; V8-454
Chev; B7; 1978-1977; GM V8-350
Chev; B7; 1991-1990; GM V8-5.7
Chev; B7; 1978-1977; GM V8-366
Chev; B7; 1991-1990; GM V8-6.0
Chev; B7; 1978-1977; GM V8-7.0
Chev; B7; 1991-1990; GM V8-454
Chev; B60 B6P; 1979-1977; GM V8-350
Chev; B60 B6P; 1991-1977; GM V8-5.7
Chev; B60 B6P; 1991-1977; GM V8-6.0
Chev; B60 B6P; 1991-1990; GM V8-7.0
GMC; B6000 B6P; 1979; V8-350
GMC; B6000 B6P; 1991-1979; V8-6.0
GMC; B6000 B6P; 1991-1990; V8-7.0
GMC; B6000 B6P; 1984-1979; V8-7.0
GMC; B6000 B6P; 1991-1990; V8-7.4

80196 - Continued

Chev; B7; 1991-1990; GM V8-6.0
Chev; B7; 1978-1977; GM V8-427
Chev; B7; 1991-1990; GM V8-7.0
Chev; B7; 1978-1977; GM V8-454
Chev; B7; 1991-1977; GM V8-7.4
Chev; B60 B6P; 1979-1977; GM V8-350
Chev; B60 B6P; 1991-1977; GM V8-5.7
Chev; B60 B6P; 1991-1977; GM V8-6.0
Chev; B60 B6P; 1991-1990; GM V8-7.0
Chev; B60 B6P; 1984-1977; GM V8-7.0
Chev; B60 B6P; 1991-1990; GM V8-7.4
GMC; B6000 B6P; 1979; V8-350
GMC; B6000 B6P; 1991-1979; V8-6.0
GMC; B6000 B6P; 1991-1990; V8-7.0
GMC; B6000 B6P; 1984-1979; V8-7.0
GMC; B6000 B6P; 1991-1990; V8-7.4

80197

Chev; C50; 1979; GM V8-350
Chev; C50; 1987-1979; GM V8-5.7
Chev; C60; 1987-1979; GM V8-5.7
Chev; C60; 1987-1979; GM V8-6.0
Chev; C60; 1979; GM V8-454
Chev; C70; 1979; GM V8-366
Chev; C70; 1986-1980; GM V8-6.0
Chev; C70; 1986-1981; GM V8-7.0
Chev; C70; 1979-1980; GM V8-454
GMC; C5000; 1987-1979; V8-5.7
GMC; C6000; 1986-1980; V8-5.7
GMC; C6000; 1986-1979; V8-6.0
GMC; C6000 C6D; 1979; V8-366
GMC; C6000 C6D; 1979; V8-427
GMC; C6000 C6D; 1979; V8-454
GMC; C7000; 1986-1980; V8-6.0
GMC; C7000; 1986-1979; V8-7.0
GMC; C7000 C7D; 1979; V8-427
GMC; C7000 C7D; 1979; V8-454
Chev; B7; 1978-1977; GM V8-350
Chev; B7; 1991-1990; GM V8-5.7
Chev; B7; 1978-1977; GM V8-366
Chev; B7; 1991-1990; GM V8-6.0
Chev; B7; 1978-1977; GM V8-427
Chev; B7; 1991-1990; GM V8-7.0
Chev; B7; 1978-1977; GM V8-454
Chev; B7; 1991-1977; GM V8-7.4
Chev; B60 B6P; 1979-1977; GM V8-350
Chev; B60 B6P; 1991-1977; GM V8-5.7
Chev; B60 B6P; 1991-1977; GM V8-6.0
Chev; B60 B6P; 1991-1990; GM V8-7.0
Chev; B60 B6P; 1984-1977; GM V8-7.0
Chev; B60 B6P; 1991-1990; GM V8-7.4
GMC; B6000 B6P; 1979; V8-350
GMC; B6000 B6P; 1991-1979; V8-6.0
GMC; B6000 B6P; 1991-1990; V8-7.0
GMC; B6000 B6P; 1984-1979; V8-7.0
GMC; B6000 B6P; 1991-1990; V8-7.4

80198

Chev; C70; 1989-1981; Cat 3208 Dsl

80199

Chev; C60; 1990-1981; DetrDsl V8-8.2
Chev; C70; 1990-1981; DetrDsl V8-8.2
GMC; C6000; 1989-1981; DetrDsl V8-8.2
GMC; C7000; 1989-1981; DetrDsl V8-8.2
Chev; B60 B6P; 1991-1983; DetrDsl V8-8.2
GMC; B6000 B6P; 1990-1983; DetrDsl V8-8.2

80211

Ford; LN600; 1985-1980; V8-6.1
Ford; LN700; 1986-1980; V8-6.1
Ford; LN700; 1986-1980; V8-7.0

80212

Ford; CF6000; 1990-1988; L6-6.6 Dsl
Ford; CF7000; 1993-1988; L6-6.6 Dsl
Ford; CF7000; 1993-1991; L6-7.8 Dsl
Ford; CF8000; 1993-1991; L6-6.6 Dsl
Ford; CF8000; 1993-1988; L6-7.8 Dsl

80213

Ford; F600; 1991-1988; V8-6.1
Ford; F600; 1994-1989; V8-7.0
Ford; F700; 1991-1988; V8-6.1
Ford; F700; 1995-1988; V8-7.0
Ford; F800; 1991; V8-6.1
Ford; F800; 1995-1988; V8-7.0
Ford; FT800; 1990-1989; V8-7.0

80213 - Continued

Ford; FT900; 1991; V8-6.1
Ford; FT900; 1995-1991; V8-7.0
Ford; L8000; 1993; L6-6.6 Dsl
Ford; L8000; 1993; L6-7.8 Dsl

80214

Int/Nav; F1954; 1988-1986; Int/Nav DT466 Dsl
Int/Nav; F1954; 1984-1979; Int/Nav DT466 Dsl
Int/Nav; F1954; 1979; Int/Nav DTA466 Dsl
Int/Nav; F1954; 1979; Int/Nav DTI466 Dsl
Int/Nav; F2554; 1988-1978; Int/Nav DT466 Dsl
Int/Nav; F2554; 1978; Int/Nav DTA466 Dsl
Int/Nav; F2554; 1978; Int/Nav DTI466 Dsl
Int/Nav; F2654; 1988-1980; Int/Nav DT466 Dsl
Int/Nav; 1754; 1988-1986; Int/Nav DT360 Dsl
Int/Nav; 1754; 1979; Int/Nav DT466 Dsl
Int/Nav; 1854; 1988-1979; Int/Nav DT360 Dsl
Int/Nav; 1854; 1979; Int/Nav DTA466 Dsl
Int/Nav; 1854; 1979; Int/Nav DTI466 Dsl
Int/Nav; 1954; 1988-1979; Int/Nav DT466 Dsl
Int/Nav; 1954; 1979; Int/Nav DTA466 Dsl
Int/Nav; 1954; 1979; Int/Nav DTI466 Dsl
Int/Nav; 1955; 1988-1979; Int/Nav DT466 Dsl
Int/Nav; 1955; 1979; Int/Nav DTA466 Dsl
Int/Nav; 1955; 1979; Int/Nav DTI466 Dsl
Int/Nav; 2155; 1988-1980; Int/Nav DT466 Dsl
Int/Nav; 2554; 1988-1980; Int/Nav DT466 Dsl
Int/Nav; 2554; 1978; Int/Nav DT466 Dsl
Int/Nav; 2654; 1978; Int/Nav DT466 Dsl

80215

Int/Nav; F1954; 1982-1980; Int/Nav V8-9.0 Dsl
Int/Nav; 1654; 1982-1981; Int/Nav V8-9.0 Dsl
Int/Nav; 1754; 1987-1980; Int/Nav V8-9.0 Dsl
Int/Nav; 1854; 1987-1980; Int/Nav V8-9.0 Dsl
Int/Nav; 1954; 1984; Int/Nav V8-9.0 Dsl
Int/Nav; 1955; 1981-1980; Int/Nav V8-9.0 Dsl
Int/Nav; 2155; 1980; Int/Nav V8-9.0 Dsl
Int/Nav; 4700; 1993-1990; Int/Nav DT360 Dsl
Int/Nav; 4800; 1993-1990; Int/Nav DT360 Dsl
Int/Nav; 4800; 1993-1990; Int/Nav DT466 Dsl
Int/Nav; 4900; 1993; Int/Nav DT360 Dsl
Int/Nav; 4900; 1993-1990; Int/Nav DT466 Dsl
Int/Nav; 7100; 1993-1990; Int/Nav DT466 Dsl
Int/Nav; 1853; 1989; Int/Nav DT360 Dsl
Int/Nav; 1853; 1989; Int/Nav DT466 Dsl
Int/Nav; 3600; 1993-1991; Int/Nav DT360 Dsl
Int/Nav; 3600; 1993-1991; Int/Nav DT466 Dsl
Int/Nav; 3700; 1993-1991; Int/Nav DT360 Dsl
Int/Nav; 3700; 1993-1991; Int/Nav DT466 Dsl
Int/Nav; 3800; 1993-1990; Int/Nav DT360 Dsl
Int/Nav; 3800; 1993-1990; Int/Nav DT466 Dsl
Int/Nav; 3900FC; 1993-1991; Int/Nav DT360 Dsl
Int/Nav; 3900FC; 1993-1991; Int/Nav DT466 Dsl

80216

Int/Nav; F1954; 1988-1986; Int/Nav DT466 Dsl
Int/Nav; F1954; 1984-1979; Int/Nav DT466 Dsl
Int/Nav; F1954; 1979; Int/Nav DTA466 Dsl
Int/Nav; F1954; 1979; Int/Nav DTI466 Dsl
Int/Nav; F2554; 1988-1978; Int/Nav DT466 Dsl
Int/Nav; F2554; 1978; Int/Nav DTA466 Dsl
Int/Nav; F2554; 1978; Int/Nav DTI466 Dsl
Int/Nav; F2654; 1988-1980; Int/Nav DT466 Dsl
Int/Nav; 1754; 1988-1986; Int/Nav DT360 Dsl
Int/Nav; 1754; 1979; Int/Nav DT466 Dsl
Int/Nav; 1854; 1988-1979; Int/Nav DT360 Dsl
Int/Nav; 1854; 1979; Int/Nav DTA466 Dsl
Int/Nav; 1854; 1979; Int/Nav DTI466 Dsl
Int/Nav; 1954; 1988-1979; Int/Nav DT466 Dsl
Int/Nav; 1954; 1979; Int/Nav DTA466 Dsl
Int/Nav; 1954; 1979; Int/Nav DTI466 Dsl
Int/Nav; 1955; 1988-1979; Int/Nav DT466 Dsl
Int/Nav; 1955; 1979; Int/Nav DTA466 Dsl
Int/Nav; 1955; 1979; Int/Nav DTI466 Dsl
Int/Nav; 2155; 1988-1980; Int/Nav DT466 Dsl
Int/Nav; 2554; 1988-1980; Int/Nav DT466 Dsl
Int/Nav; 2554; 1978; Int/Nav DT466 Dsl
Int/Nav; 2654; 1978; Int/Nav DT466 Dsl

Numerical Listing - Power Steering Hose Assemblies and End Fittings

<p style="text-align: center;">80217</p> <p>Buick; Apollo; 1975; V8-260 Buick; Riviera; 1979; V8-350 Buick; Skylark; 1976-1977; V8-260 Olds; Cutlass; 1977; V8-260 Olds; Cutlass; 1977; V8-350 Olds; Cutlass; 1977; V8-403</p> <p style="text-align: center;">80218</p> <p>Chev; Monza; 1977-1976; L4-140 Chev; Vega; 1976; L4-122 Olds; Starfire; 1977-1976; L4-140 Pont; Astre; 1977-1976; L4-140</p> <p style="text-align: center;">80220</p> <p>VW; Golf; 1987-1985; L4-1.6 Dsl VW; Golf; 1992-1988; L4-1.6 Dsl (Canada) VW; Golf; 1992-1985; L4-1.8 VW; Golf; 1992-1990; L4-2.0 VW; Jetta; 1992-1989; L4-1.6 Dsl VW; Jetta; 1986-1985; L4-1.6 Dsl VW; Jetta; 1988-1987; L4-1.6 Dsl (Canada) VW; Jetta; 1992-1985; L4-1.8 VW; Jetta; 1992-1990; L4-2.0</p> <p style="text-align: center;">80221</p> <p>Chev; Beretta; 1988-1987; L4-2.0 Olds; Firenza; 1988-1987; L4-2.0 Pont; Tempest; 1988-1987; L4-2.0 (Canada)</p> <p style="text-align: center;">80222</p> <p>Ford; Crown Victoria; 1995; V8-4.6 Linc; Town Car; 1995-1992; V8-4.6 Merc; Grand Marquis; 1995; V8-4.6</p> <p style="text-align: center;">80223</p> <p>Chev; C70; 1990; GM V8-6.0 Chev; C70; 1990-1991; GM V8-7.0 Chev; Kodiak C5500; 1991; GM V8-7.0 Chev; Kodiak C6500; 1991; GM V8-6.0 Chev; Kodiak C6500; 1991; GM V8-7.0 Chev; Kodiak C7500; 1991; GM V8-6.0 Chev; Kodiak C7500; 1991; GM V8-7.0 GMC; C6000; 1989-1988; V8-6.0 GMC; Topkick C5500; 1991-1990; V8-6.0</p> <p style="text-align: center;">80224</p> <p>Buick; Skylark; 1995-1994; V6-3.1 Chev; Beretta; 1995-1994; V6-3.1 Olds; Achieva; 1995-1994; V6-3.1 Pont; Grand Am; 1995-1994; V6-3.1</p> <p style="text-align: center;">80225</p> <p>Chev; Corvette; 1991; V8-5.7</p> <p style="text-align: center;">80226</p> <p>Buick; Skylark; 1991-1989; V6-3.3 Olds; Cutlass Calais; 1991-1989; V6-3.3</p> <p style="text-align: center;">80227</p> <p>Buick; Skylark; 1993-1992; V6-3.3 Olds; Achieva; 1993-1992; V6-3.3 Pont; Grand Am; 1993-1992; V6-3.3</p> <p style="text-align: center;">80228</p> <p>Chev; Beretta; 1989-1988; V6-2.8 Chev; Beretta; 1993-1988; V6-3.1 Chev; Corsica; 1993-1990; V6-3.1 Pont; Tempest; 1989-1988; V6-2.8 (Canada) Pont; Tempest; 1991-1990; V6-3.1 (Canada)</p> <p style="text-align: center;">80259</p> <p>Dodge; Ram Pickup; 1995-1994; V8-5.2</p>	<p style="text-align: center;">80272</p> <p>Dodge; Dakota; 1991; V8-5.2</p> <p style="text-align: center;">80277</p> <p>Chry; Daytona; 1992-1990; V6-3.0 (Canada) Chry; Dynasty; 1990; V6-3.0 (Canada) Chry; Lebaron; 1992-1988; V6-3.0 Chry; TC Maserati; 1991-1990; V6-3.0 Dodge; Daytona; 1992-1990; V6-3.0 Dodge; Dynasty; 1992-1990; V6-3.0 Dodge; Shadow; 1992; V6-3.0 Dodge; Spirit; 1992-1989; V6-3.0 Ply; Acclaim; 1992-1989; V6-3.0 Ply; Sundance; 1992; V6-3.0</p> <p style="text-align: center;">80278</p> <p>Chev; Tracker; 1992-1989; L4-1.6 (Canada) Geo; Tracker; 1995-1989; L4-1.6</p> <p style="text-align: center;">80295</p> <p>Mazda; Protege; 1995; L4-1.5</p> <p style="text-align: center;">80298</p> <p>Acura; Integra; 1995-1994; L4-1.8</p> <p style="text-align: center;">80299</p> <p>Acura; Integra; 1995-1994; L4-1.8</p> <p style="text-align: center;">80303</p> <p>Olds; Achieva; 1995; V6-3.1 Pont; Grand Am; 1995; V6-3.1</p> <p style="text-align: center;">80304</p> <p>Olds; Achieva; 1995; V6-3.1 Pont; Grand Am; 1995; V6-3.1</p> <p style="text-align: center;">80314</p> <p>Chry; Cirrus; 1995; L4-2.4 Dodge; Stratus; 1995; L4-2.0 Dodge; Stratus; 1995; L4-2.4</p> <p style="text-align: center;">80325</p> <p>Chry; Sebring; 1995; L4-2.0 Chry; Sebring; 1995; V6-2.5 Dodge; Avenger; 1995; L4-2.0 Dodge; Avenger; 1995; V6-2.5 Eagle; Talon; 1995; L4-2.0 Mits; Eclipse; 1995; L4-2.0</p> <p style="text-align: center;">80329</p> <p>Pont; Sunfire; 1995; L4-2.2</p> <p style="text-align: center;">80333</p> <p>Ford; Taurus; 1989-1986; L4-2.5 Ford; Taurus; 1989-1986; V6-3.0 Ford; Taurus; 1989-1988; V6-3.8 Merc; Sable; 1986; L4-2.5 Merc; Sable; 1989-1986; V6-3.0 Merc; Sable; 1989-1988; V6-3.8</p> <p style="text-align: center;">80334</p> <p>Ford; Taurus; 1993-1990; V6-3.0 Ford; Taurus; 1993-1990; V6-3.8 Linc; Continental; 1993-1990; V6-3.8 Merc; Sable; 1993-1990; V6-3.0 Merc; Sable; 1993-1990; V6-3.8</p> <p style="text-align: center;">80335</p> <p>Ford; Taurus; 1995-1990; V6-3.0 Ford; Taurus; 1995-1990; V6-3.8 Linc; Continental; 1993-1992; V6-3.8 Merc; Sable; 1995-1990; V6-3.0</p>	<p style="text-align: center;">80335 - Continued</p> <p>Merc; Sable; 1995-1990; V6-3.8</p> <p style="text-align: center;">80342</p> <p>Chev; LLV (Postal Vehicle); 1993-1987; L4-2.5</p> <p style="text-align: center;">80343</p> <p>Chev; LLV (Postal Vehicle); 1993-1987; L4-2.5</p> <p style="text-align: center;">80344</p> <p>Chev; LLV (Postal Vehicle); 1993-1987; L4-2.5</p> <p style="text-align: center;">80354</p> <p>Ford; Windstar; 1995; V6-3.8</p> <p style="text-align: center;">80363</p> <p>Honda; Civic Del Sol; 1995-1994; L4-1.6</p> <p style="text-align: center;">80371</p> <p>Infiniti; G20; 1994-1991; L4-2.0</p> <p style="text-align: center;">80372</p> <p>Jaguar; Vanden Plas; 1989-1988; L6-3.6 Jaguar; Vanden Plas; 1994-1988; L6-4.0 Jaguar; XJ6; 1994-1990; L6-4.0</p> <p style="text-align: center;">80374</p> <p>Hyundai; Elantra; 1993; L4-1.6</p> <p style="text-align: center;">80376</p> <p>Jaguar; Vanden Plas; 1987-1982; L6-4.2 Jaguar; XJ6; 1987-1980; L6-4.2</p> <p style="text-align: center;">81206</p> <p>Acura; Integra; 1989-1986; L4-1.6 Acura; Integra; 1993-1992; L4-1.7 Acura; Integra; 1995-1990; L4-1.8 Acura; Legend; 1987-1986; V6-2.5 Acura; Legend; 1990-1987; V6-2.7 Acura; Legend; 1995-1991; V6-3.2 Acura; TL; 1995; L5-2.5 AmerMtrs; Ambassador; 1971; L6-258 AmerMtrs; Ambassador; 1966; V8-287 AmerMtrs; Ambassador; 1969-1967; V8-290 AmerMtrs; Ambassador; 1974-1970; V8-304 AmerMtrs; Ambassador; 1966; V8-327 AmerMtrs; Ambassador; 1969-1967; V8-343 AmerMtrs; Ambassador; 1974-1970; V8-360 AmerMtrs; Ambassador; 1970-1968; V8-390 AmerMtrs; Ambassador; 1974-1971; V8-401 AmerMtrs; American; 1968-1966; L6-199 AmerMtrs; American; 1968-1966; L6-232 AmerMtrs; American; 1968-1967; V8-290 AmerMtrs; AMX; 1980-1978; L6-4.2 AmerMtrs; AMX; 1969-1978; V8-290 AmerMtrs; AMX; 1974-1972; V8-304 AmerMtrs; AMX; 1969-1968; V8-343 AmerMtrs; AMX; 1974-1970; V8-360 AmerMtrs; AMX; 1970-1968; V8-390 AmerMtrs; AMX; 1974-1966; V8-401 AmerMtrs; Concord; 1979-1978; L4-121 AmerMtrs; Concord; 1982-1978; L4-2.5 AmerMtrs; Concord; 1983-1978; L6-4.2 AmerMtrs; Eagle; 1984-1981; L4-2.5 AmerMtrs; Eagle; 1988-1980; L6-4.2 AmerMtrs; Gremlin; 1978-1977; L4-121 AmerMtrs; Gremlin; 1970; L6-199 AmerMtrs; Gremlin; 1978-1970; L6-232 AmerMtrs; Gremlin; 1978-1971; L6-258 AmerMtrs; Gremlin; 1976-1972; V8-304 AmerMtrs; Hornet; 1970; L6-199 AmerMtrs; Hornet; 1977-1970; L6-232 AmerMtrs; Hornet; 1977-1971; L6-258 AmerMtrs; Hornet; 1977-1970; V8-304 AmerMtrs; Hornet; 1974-1971; V8-360</p>
--	--	---

**SYSTEM
PUMP &
GEAR
IDENT.**

**SYSTEM &
COM-
PONENT
IDENT.**

**PASS.
CARS**

**LIGHT
TRUCKS**

**MEDIUM/
HEAVY
TRUCKS**

BUSES

**HOSE
NUMER-
ICAL**

**REPAIR
KITS**

**KIT
NUMER-
ICAL**

**ILLUST-
RATIONS**

Numerical Listing - Power Steering Hose Assemblies and End Fittings

	81206 - Continued	81206 - Continued	81206 - Continued	
SYSTEM PUMP & GEAR IDENT.	AmerMtrs; Javelin; 1974-1968; L6-232 AmerMtrs; Javelin; 1974-1971; L6-258 AmerMtrs; Javelin; 1969-1968; V8-290 AmerMtrs; Javelin; 1974-1968; V8-304 AmerMtrs; Javelin; 1974-1970; V8-360 AmerMtrs; Javelin; 1970-1968; V8-390 AmerMtrs; Javelin; 1974-1971; V8-401 AmerMtrs; Marlin; 1967; L6-232 AmerMtrs; Matador; 1974-1971; L6-232 AmerMtrs; Matador; 1978-1971; L6-258 AmerMtrs; Matador; 1977-1971; V8-304 AmerMtrs; Matador; 1978-1971; V8-360 AmerMtrs; Matador; 1976-1971; V8-401 AmerMtrs; Pacer; 1978-1975; L6-232 AmerMtrs; Pacer; 1980-1975; L6-4.2 AmerMtrs; Pacer; 1979-1978; V8-304 AmerMtrs; Rambler; 1969; L6-199 AmerMtrs; Rambler; 1969; L6-232 AmerMtrs; Rambler; 1969; V8-290 AmerMtrs; Rambler; 1969; V8-390 AmerMtrs; Rambler Classic; 1966; L6-199 AmerMtrs; Rambler Classic; 1966; L6-232 AmerMtrs; Rambler Classic; 1966; V8-287 AmerMtrs; Rambler Classic; 1966; V8-290 AmerMtrs; Rambler Classic; 1966; V8-327 AmerMtrs; Rebel; 1970-1967; L6-232 AmerMtrs; Rebel; 1969-1967; V8-290 AmerMtrs; Rebel; 1970-1967; V8-304 AmerMtrs; Rebel; 1970; V8-360 AmerMtrs; Rebel; 1970-1969; V8-390 AmerMtrs; Spirit; 1979; L4-121 AmerMtrs; Spirit; 1982-1979; L4-2.5 AmerMtrs; Spirit; 1983-1979; L6-4.2 AmerMtrs; Spirit; 1979; V8-304 Asuna; Sunfire; 1993; L4-1.8 (Canada) Audi; 100; 1992; V6-2.8 Buick; Apollo; 1975-1973; L6-250 Buick; Apollo; 1975; V8-260 Buick; Apollo; 1975-1973; V8-350 Buick; Centurion; 1973-1971; V8-350 Buick; Century; 1979-1975; V6-196 Buick; Century; 1979; V8-301 Buick; Century; 1979-1977; V8-305 Buick; Century; 1979-1973; V8-350 Buick; Century; 1977; V8-403 Buick; Century; 1974-1973; V8-455 Buick; Electra; 1979-1960; V8-350 Buick; Electra; 1979-1965; V8-403 Buick; Electra; 1969-1967; V8-430 Buick; Electra; 1976-1970; V8-455 Buick; Invicta; 1963-1960; V8-401 Buick; Lesabre; 1970; L6-250 Buick; Lesabre; 1979-1964; V6-231 Buick; Lesabre; 1979-1966; V8-301 Buick; Lesabre; 1979-1968; V8-350 Buick; Lesabre; 1961-1960; V8-364 Buick; Lesabre; 1975-1962; V8-400 Buick; Lesabre; 1978-1977; V8-403 Buick; Lesabre; 1964; V8-425 Buick; Lesabre; 1976-1970; V8-455 Buick; Regal; 1979-1975; V6-196 Buick; Regal; 1979; V8-301 Buick; Regal; 1979-1977; V8-305 Buick; Regal; 1977-1973; V8-350 Buick; Riviera; 1979; V6-231 Buick; Riviera; 1979-1977; V8-350 Buick; Riviera; 1965-1963; V8-401 Buick; Riviera; 1978-1963; V8-403 Buick; Riviera; 1969-1967; V8-430 Buick; Riviera; 1976-1970; V8-455 Buick; Skyhawk; 1979-1975; V6-231 Buick; Skylark; 1971-1964; L6-250 Buick; Skylark; 1979-1975; V6-231 Buick; Skylark; 1963-1961; V8-215 Buick; Skylark; 1976-1975; V8-260 Buick; Skylark; 1967-1964; V8-300 Buick; Skylark; 1977; V8-301 Buick; Skylark; 1979-1977; V8-305 Buick; Skylark; 1967-1966; V8-340 Buick; Skylark; 1979-1975; V8-350 Buick; Skylark; 1972-1965; V8-350 Buick; Skylark; 1972-1968; V8-455	SYSTEM & COMPONENT IDENT.	PASS. CARS	LIGHT TRUCKS
MEDIUM/HEAVY TRUCKS	BUSES	HOSE NUMERICAL	REPAIR KITS	
ILLUSTRATIONS	KIT NUMERICAL	REPAIR KITS	KIT NUMERICAL	
		ILLUSTRATIONS		

Numerical Listing - Power Steering Hose Assemblies and End Fittings

81206 - Continued

Chev; Impala; 1969-1966; V8-427
 Chev; Impala; 1963; V8-427
 Chev; Impala; 1976-1970; V8-454
 Chev; Malibu; 1979; V6-200
 Chev; Malibu; 1979-1976; V8-305
 Chev; Malibu; 1973; V8-307
 Chev; Malibu; 1979-1973; V8-350
 Chev; Malibu; 1976-1973; V8-400
 Chev; Monte Carlo; 1979; V6-200
 Chev; Monte Carlo; 1979-1970; V8-305
 Chev; Monte Carlo; 1976-1970; V8-400
 Chev; Monte Carlo; 1972-1970; V8-402
 Chev; Monte Carlo; 1975-1970; V8-454
 Chev; Monza; 1977-1975; L4-140
 Chev; Monza; 1979-1978; L4-151
 Chev; Monza; 1976-1975; V8-262
 Chev; Monza; 1979-1975; V8-305
 Chev; Nova; 1970-1969; L6-230
 Chev; Nova; 1979-1969; L6-250
 Chev; Nova; 1975; V8-262
 Chev; Nova; 1979-1976; V8-305
 Chev; Nova; 1973-1969; V8-307
 Chev; Nova; 1979-1970; V8-350
 Chev; P Van; 1974-1973; L6-250
 Chev; P Van; 1979-1973; L6-292
 Chev; P Van; 1973-1970; V8-307
 Chev; P Van; 1979-1970; V8-350
 Chev; P Van; 1972-1971; V8-402
 Chev; P Van; 1979-1973; V8-454
 Chev; S Pickup; 1994; L4-2.2
 Chev; Suburban; 1966-1963; L6-230
 Chev; Suburban; 1980-1966; L6-4.1
 Chev; Suburban; 1963; L6-261
 Chev; Suburban; 1979-1963; L6-292
 Chev; Suburban; 1967-1963; V8-283
 Chev; Suburban; 1980-1977; V8-5.0
 Chev; Suburban; 1973-1968; V8-307
 Chev; Suburban; 1968-1965; V8-327
 Chev; Suburban; 1979-1969; V8-350
 Chev; Suburban; 1978; V8-350 Dsl
 Chev; Suburban; 1970-1975; V8-396
 Chev; Suburban; 1970; V8-400
 Chev; Suburban; 1972-1971; V8-402
 Chev; Suburban; 1979-1973; V8-454
 Chev; Vega; 1976-1975; L4-122
 Chev; Vega; 1977-1971; L4-140
 Chry; Cirrus; 1995; L4-2.4
 Chry; Cirrus; 1995; V6-2.5
 Chry; Conquest; 1989-1987; L4-2.6
 Chry; Cordoba; 1983-1980; L6-3.7
 Chry; Cordoba; 1983-1975; V8-5.2
 Chry; Cordoba; 1980-1975; V8-5.9
 Chry; Cordoba; 1978-1975; V8-400
 Chry; Daytona; 1993-1992; L4-2.2 (Canada)
 Chry; Daytona; 1990-1984; L4-2.2 (Canada)
 Chry; Daytona; 1993-1987; L4-2.5 (Canada)
 Chry; Daytona; 1993-1990; V6-3.0 (Canada)
 Chry; Dynasty; 1992-1988; L4-2.5 (Canada)
 Chry; Dynasty; 1990-1988; V6-3.0 (Canada)
 Chry; Dynasty; 1993-1990; V6-3.3 (Canada)
 Chry; E Class; 1984-1983; L4-2.2
 Chry; Executive; 1986-1983; L4-2.2 (Canada)
 Chry; Fifth Ave.; 1983; L6-3.7
 Chry; Fifth Ave.; 1989-1983; V8-5.2
 Chry; Imperial; 1991-1990; V6-3.3
 Chry; Imperial; 1993-1991; V6-3.8
 Chry; Imperial; 1983-1981; V8-5.2
 Chry; Imperial; 1975-1967; V8-440
 Chry; Laser; 1986-1984; L4-2.2
 Chry; Laser; 1986; L4-2.5
 Chry; Lebaron; 1990-1982; L4-2.2
 Chry; Lebaron; 1994-1978; L4-2.5
 Chry; Lebaron; 1994-1993; V6-3.0
 Chry; Lebaron; 1981-1977; V8-5.2
 Chry; Lebaron; 1979-1983; V8-360
 Chry; New Yorker; 1987-1982; L4-2.5
 Chry; New Yorker; 1989-1988; V6-3.0
 Chry; New Yorker; 1993-1990; V6-3.3
 Chry; New Yorker; 1993-1991; V6-3.8
 Chry; New Yorker; 1982-1977; V8-5.2
 Chry; New Yorker; 1967-1975; V8-383
 Chry; New Yorker; 1978-1967; V8-440

81206 - Continued

Chry; Newport; 1981-1979; L6-3.7
 Chry; Newport; 1981-1974; V8-5.2
 Chry; Newport; 1972-1971; V8-360
 Chry; Newport; 1971-1972; V8-383
 Chry; Newport; 1978-1967; V8-440
 Chry; Sebring; 1995; L4-2.0
 Chry; Sebring; 1995; V6-2.5
 Chry; TC Maserati; 1990-1982; L4-2.2
 Chry; Town & Country; 1988-1978; L4-2.5
 Chry; Town & Country; 1981-1978; V8-5.2
 Chry; Town & Country; 1971; V8-383
 Chry; Town & Country; 1977-1975; V8-400
 Chry; Town & Country; 1972; V8-400
 Chry; Town & Country; 1977-1971; V8-440
 Chry; Town & Country Van; 1990; V6-3.0
 Chry; Town & Country Van; 1993-1990; V6-3.3
 Chry; Town & Country Van; 1995-1994; V6-3.8
 Chry; 300; 1971-1967; V8-440
 Daihatsu; Charade; 1992-1989; L3-1.0
 Daihatsu; Charade; 1992-1989; L4-1.3
 Daihatsu; Rocky; 1992-1990; L4-1.6
 Dodge; Aries; 1987-1981; L4-2.2
 Dodge; Aries; 1987-1981; L4-2.5
 Dodge; Aries America; 1989-1988; L4-2.2
 Dodge; Aspen; 1980-1976; L6-3.7
 Dodge; Aspen; 1980-1976; V8-5.2
 Dodge; Aspen; 1979-1976; V8-360
 Dodge; Avenger; 1995; L4-2.0
 Dodge; Avenger; 1995; V6-2.5
 Dodge; B Van; 1971; L6-198
 Dodge; B Van; 1987-1971; L6-3.7
 Dodge; B Van; 1989-1971; V6-3.9
 Dodge; B Van; 1989-1971; V8-5.9
 Dodge; B Van; 1978-1976; V8-400
 Dodge; B Van; 1978-1975; V8-440
 Dodge; Caravan; 1995-1978; V6-3.3
 Dodge; CB Van; 1979-1972; L6-225
 Dodge; CB Van; 1980-1972; V8-5.2
 Dodge; CB Van; 1980-1972; V8-5.9
 Dodge; CB Van; 1977-1987; V8-400
 Dodge; Challenger; 1971-1970; L6-198
 Dodge; Challenger; 1972-1970; L6-225
 Dodge; Challenger; 1974-1970; V8-318
 Dodge; Challenger; 1973-1970; V8-340
 Dodge; Challenger; 1974; V8-360
 Dodge; Challenger; 1971-1970; V8-383
 Dodge; Challenger; 1970; V8-426
 Dodge; Charger; 1986-1983; L4-1.6
 Dodge; Charger; 1983; L4-1.7
 Dodge; Charger; 1987-1983; L4-2.2
 Dodge; Charger; 1976; L6-225
 Dodge; Charger; 1974-1968; L6-225
 Dodge; Charger; 1966; V8-273
 Dodge; Charger; 1978-1966; V8-318
 Dodge; Charger; 1973-1972; V8-340
 Dodge; Charger; 1978-1974; V8-360
 Dodge; Charger; 1966; V8-361
 Dodge; Charger; 1971-1966; V8-383
 Dodge; Charger; 1978-1966; V8-400
 Dodge; Charger; 1974-1967; V8-440
 Dodge; Colt; 1994-1985; L4-1.5
 Dodge; Colt; 1995; L4-1.5 (Canada)
 Dodge; Colt; 1990-1985; L4-1.6
 Dodge; Colt; 1979-1978; L4-98
 Dodge; Colt; 1994-1993; L4-1.8
 Dodge; Colt; 1990-1989; L4-1.8
 Dodge; Colt; 1991-1985; L4-2.0
 Dodge; Colt; 1994-1993; L4-2.4 (Canada)
 Dodge; Colt; 1979-1978; L4-156
 Dodge; Conquest; 1986-1984; L4-2.6
 Dodge; Coronet; 1976-1965; L6-225
 Dodge; Coronet; 1968-1965; V8-273
 Dodge; Coronet; 1973-1972; V8-340
 Dodge; Coronet; 1976-1974; V8-360
 Dodge; Coronet; 1966-1965; V8-361
 Dodge; Coronet; 1971-1973; V8-383
 Dodge; Coronet; 1970-1967; V8-440
 Dodge; D & W Pickup; 1971-1970; L6-198
 Dodge; D & W Pickup; 1987-1982; L6-3.7
 Dodge; D & W Pickup; 1980-1970; L6-3.7
 Dodge; D & W Pickup; 1979-1978; L6-243 Dsl
 Dodge; D & W Pickup; 1987-1970; V8-5.2

81206 - Continued

Dodge; D & W Pickup; 1987-1971; V8-5.9
 Dodge; D & W Pickup; 1971-1970; V8-383
 Dodge; D & W Pickup; 1978-1972; V8-400
 Dodge; D & W Pickup; 1978-1973; V8-440
 Dodge; Dart; 1969-1967; L6-170
 Dodge; Dart; 1974-1970; L6-198
 Dodge; Dart; 1976-1967; L6-225
 Dodge; Dart; 1969-1967; V8-273
 Dodge; Dart; 1976-1968; V8-318
 Dodge; Dart; 1973-1968; V8-340
 Dodge; Dart; 1976-1974; V8-360
 Dodge; Dart; 1969-1968; V8-383
 Dodge; Daytona; 1993-1992; L4-2.2
 Dodge; Daytona; 1990-1984; L4-2.2
 Dodge; Daytona; 1993-1986; L4-2.5
 Dodge; Daytona; 1993-1990; V6-3.0
 Dodge; Diplomat; 1983-1977; L6-3.7
 Dodge; Diplomat; 1979-1978; V8-360
 Dodge; Dynasty; 1993-1988; L4-2.5
 Dodge; Dynasty; 1993-1988; V6-3.0
 Dodge; Dynasty; 1993-1987; V6-3.3
 Dodge; Grand Caravan; 1987; L4-2.2
 Dodge; Grand Caravan; 1989-1987; L4-2.5
 Dodge; Grand Caravan; 1995-1992; V6-3.0
 Dodge; Grand Caravan; 1989-1987; V6-3.0
 Dodge; Grand Caravan; 1995-1990; V6-3.3
 Dodge; Grand Caravan; 1995-1973; V6-3.8
 Dodge; Lancer; 1989-1985; L4-2.2
 Dodge; Lancer; 1989-1986; L4-2.5
 Dodge; M Motor Home; 1976-1975; V8-318
 Dodge; M Motor Home; 1973-1975; V8-318
 Dodge; M Motor Home; 1973; V8-360
 Dodge; M Motor Home; 1973-1969; V8-413
 Dodge; M Motor Home; 1979-1975; V8-440
 Dodge; M Motor Home; 1973; V8-440
 Dodge; Magnum; 1979-1978; V8-318
 Dodge; Magnum; 1978; V8-400
 Dodge; MB Van; 1980-1979; V8-5.9
 Dodge; MB Van; 1975-1974; V8-360
 Dodge; MB Van; 1978-1976; V8-400
 Dodge; MB Van; 1979-1974; V8-440
 Dodge; Mini Ram Van; 1987-1984; L4-2.2
 Dodge; Mini Ram Van; 1988-1987; L4-2.5
 Dodge; Mini Ram Van; 1987-1984; L4-2.6
 Dodge; Mini Ram Van; 1988-1987; V6-3.0
 Dodge; Mirada; 1983-1980; L6-3.7
 Dodge; Mirada; 1983-1980; V8-5.2
 Dodge; Mirada; 1980; V8-5.9
 Dodge; Monaco; 1978-1977; L6-225
 Dodge; Monaco; 1990; V6-3.0
 Dodge; Monaco; 1978-1975; V8-318
 Dodge; Monaco; 1978-1972; V8-360
 Dodge; Monaco; 1978; V8-440
 Dodge; Monaco; 1976-1967; V8-440
 Dodge; Omni; 1986-1983; L4-1.6
 Dodge; Omni; 1983-1978; L4-1.7
 Dodge; Omni; 1990-1981; L4-2.2
 Dodge; Polara; 1971-1970; L6-225
 Dodge; Polara; 1973-1967; V8-318
 Dodge; Polara; 1973-1971; V8-360
 Dodge; Polara; 1971-1967; V8-383
 Dodge; Polara; 1973-1967; V8-400
 Dodge; Raider; 1989-1987; L4-2.6
 Dodge; Raider; 1989; V6-3.0
 Dodge; Ram 50 Pickup; 1989-1987; L4-2.0
 Dodge; Ram 50 Pickup; 1993-1987; L4-2.4
 Dodge; Ramcharger; 1980-1974; L6-3.7
 Dodge; Ramcharger; 1987-1974; V8-5.2
 Dodge; Ramcharger; 1987-1984; V8-5.9
 Dodge; Ramcharger; 1981-1974; V8-5.9
 Dodge; Ramcharger; 1978-1976; V8-400
 Dodge; Ramcharger; 1974; V8-400
 Dodge; Ramcharger; 1978-1974; V8-440
 Dodge; Rampage; 1984-1982; L4-2.2
 Dodge; RM Motor Home; 1974-1973; V8-318
 Dodge; Royal Monaco; 1977; V8-318
 Dodge; Royal Monaco; 1977-1975; V8-360
 Dodge; Royal Monaco; 1977-1975; V8-400
 Dodge; Royal Monaco; 1977-1975; V8-440
 Dodge; Shadow; 1994-1987; L4-2.2
 Dodge; Shadow; 1994-1988; L4-2.5
 Dodge; Shadow; 1994-1992; V6-3.0

SYSTEM
PUMP &
GEAR
IDENT.

SYSTEM &
COM-
PONENT
IDENT.

PASS.
CARS

LIGHT
TRUCKS

MEDIUM/
HEAVY
TRUCKS

BUSES

HOSE
NUMER-
ICAL

REPAIR
KITS

KIT
NUMER-
ICAL

ILLUST-
RATIONS

Numerical Listing - Power Steering Hose Assemblies and End Fittings

81206 - Continued

Ford; Thunderbird; 1960-1959; V8-430
 Ford; Thunderbird; 1976-1972; V8-460
 Ford; Torino; 1968; L6-200
 Ford; Torino; 1974-1968; L6-250
 Ford; Torino; 1974-1972; V8-302
 Ford; Torino; 1969-1968; V8-302
 Ford; Torino; 1976-1972; V8-351
 Ford; Torino; 1969; V8-351
 Ford; Torino; 1969-1968; V8-390
 Ford; Torino; 1976-1972; V8-400
 Ford; Torino; 1969-1968; V8-428
 Ford; Torino; 1973-1972; V8-429
 Ford; Torino; 1976-1973; V8-460
 Geo; Tracker; 1995-1989; L4-1.6
 GMC; C&K Pickup; 1966; L6-230
 GMC; C&K Pickup; 1979-1966; L6-250
 GMC; C&K Pickup; 1979-1966; L6-292
 GMC; C&K Pickup; 1969-1967; V6-305
 GMC; C&K Pickup; 1979-1977; V8-305
 GMC; C&K Pickup; 1973-1968; V8-307
 GMC; C&K Pickup; 1968-1969; V8-327
 GMC; C&K Pickup; 1979-1978; V8-350 Dsl
 GMC; C&K Pickup; 1970-1975; V8-396
 GMC; C&K Pickup; 1972-1970; V8-402
 GMC; C&K Pickup; 1979-1973; V8-454
 GMC; Caballero; 1979; V6-200
 GMC; Caballero; 1979-1978; V8-305
 GMC; G Van; 1979-1971; L6-250
 GMC; G Van; 1978-1974; L6-292
 GMC; G Van; 1979-1977; V8-305
 GMC; G Van; 1973-1971; V8-307
 GMC; G Van; 1979-1971; V8-350
 GMC; G Van; 1979-1975; V8-400
 GMC; Jimmy; 1979-1970; L6-250
 GMC; Jimmy; 1979-1977; V8-305
 GMC; Jimmy; 1973-1970; V8-307
 GMC; Jimmy; 1979-1970; V8-350
 GMC; Jimmy; 1979-1975; V8-400
 GMC; P Van; 1974-1973; L6-250
 GMC; P Van; 1979-1973; L6-292
 GMC; P Van; 1973-1970; V8-307
 GMC; P Van; 1979-1970; V8-350
 GMC; P Van; 1972-1971; V8-402
 GMC; P Van; 1979-1973; V8-454
 GMC; P Van; 1976-1975; V8-455
 GMC; P Van; 1973; V8-455
 GMC; Sprint; 1977-1975; L6-250
 GMC; Sprint; 1972-1971; L6-250
 GMC; Sprint; 1977-1976; V8-305
 GMC; Sprint; 1973-1971; V8-307
 GMC; Sprint; 1977-1971; V8-350
 GMC; Sprint; 1976-1974; V8-400
 GMC; Sprint; 1972; V8-402
 GMC; Sprint; 1975-1972; V8-454
 GMC; Suburban; 1966; L6-230
 GMC; Suburban; 1979-1966; L6-250
 GMC; Suburban; 1979-1967; L6-292
 GMC; Suburban; 1969-1966; V6-305
 GMC; Suburban; 1979-1977; V8-305
 GMC; Suburban; 1973-1968; V8-307
 GMC; Suburban; 1968-1975; V8-327
 GMC; Suburban; 1972-1971; V8-402
 GMC; Suburban; 1979-1973; V8-454
 Honda; Accord; 1985-1980; L4-1.6 (Canada)
 Honda; Accord; 1978; L4-98
 Honda; Accord; 1985-1979; L4-1.8
 Honda; Accord; 1989-1986; L4-2.0
 Honda; Accord; 1995-1990; L4-2.2
 Honda; Accord; 1995; V6-2.7
 Honda; Civic; 1987-1985; L4-1.3
 Honda; Civic; 1995-1985; L4-1.5
 Honda; Civic; 1995-1988; L4-1.6
 Honda; Civic Del Sol; 1995-1981; L4-1.5
 Honda; Prelude; 1987-1981; L4-1.8
 Honda; Prelude; 1991-1985; L4-2.0
 Honda; Prelude; 1991-1990; L4-2.1
 Honda; Prelude; 1995-1992; L4-2.2
 Honda; Prelude; 1995-1992; L4-2.3
 Hyundai; Elantra; 1993; L4-1.6
 Hyundai; Excel; 1993-1986; L4-1.5
 Hyundai; Scoupe; 1993-1991; L4-1.5
 Hyundai; Sonata; 1993-1989; L4-2.0

81206 - Continued

Hyundai; Sonata; 1993-1990; V6-3.0
 Infiniti; G20; 1995-1991; L4-2.0
 Intnati; D Pickup; 1970-1969; L6-232
 Intnati; D Pickup; 1969; L6-265
 Intnati; MHC1310; 1974; V8-304
 Intnati; MS1210; 1974-1973; L6-258
 Intnati; MS1210; 1975-1973; V8-345
 Intnati; MS1210; 1975; V8-392
 Intnati; Scout; 1970-1969; L4-152
 Intnati; Scout; 1971-1969; L4-196
 Intnati; Scout; 1971; V8-304
 Intnati; Scout II; 1980-1976; L6-3.2 Dsl
 Intnati; Scout II; 1972-1971; L6-232
 Intnati; Scout II; 1974-1973; L6-258
 Intnati; Scout II; 1980-1971; V8-5.0
 Intnati; Scout II; 1980-1971; V8-5.6
 Intnati; 100; 1974; L6-258
 Intnati; 100; 1974; V8-304
 Intnati; 100; 1974; V8-345
 Intnati; 100; 1974; V8-392
 Intnati; 100; 1974; V8-400
 Intnati; 150; 1975; V8-304
 Intnati; 150; 1975; V8-345
 Intnati; 150; 1975-1974; V8-392
 Intnati; 1010; 1971; L6-232
 Intnati; 1010; 1973-1971; L6-258
 Intnati; 1010; 1973-1971; V8-345
 Intnati; 1010; 1973-1971; V8-392
 Intnati; 1110; 1973-1971; L6-258
 Intnati; 1110; 1973-1971; V8-345
 Intnati; 1110; 1973-1971; V8-392
 Intnati; 1210; 1973-1971; L6-258
 Intnati; 1210; 1973-1971; V8-345
 Intnati; 1310; 1973-1971; L6-258
 Intnati; 1310; 1973-1972; V8-345
 Isuzu; I-Mark; 1989-1985; L4-1.5
 Isuzu; I-Mark; 1989; L4-1.6
 Isuzu; I-Mark; 1985; L4-1.8
 Isuzu; Impulse; 1992-1990; L4-1.6
 Isuzu; Impulse; 1992; L4-1.8
 Isuzu; Impulse; 1987-1985; L4-1.9
 Isuzu; Impulse; 1989-1986; L4-2.0
 Isuzu; Pickup; 1982; L4-1.8
 Isuzu; Pickup; 1987-1983; L4-1.9
 Isuzu; Pickup; 1987-1982; L4-2.2 Dsl
 Isuzu; Pickup; 1987-1986; L4-2.3
 Isuzu; Pickup; 1994-1991; V6-3.1
 Isuzu; Stylus; 1993-1990; L4-1.6
 Isuzu; Trooper; 1995-1992; V6-3.2
 Isuzu; Trooper II; 1989; V6-2.8
 Jaguar; Vanden Plas; 1987-1982; L6-4.2
 Jaguar; XJ6; 1987-1972; L6-4.2
 Jaguar; XJ12; 1979-1973; V12-326
 Jaguar; XJS; 1978-1976; V12-326
 Jeep; Cherokee; 1987-1985; L4-2.1 Dsl
 Jeep; Cherokee; 1995-1987; L4-2.5
 Jeep; Cherokee; 1983-1974; L6-4.2
 Jeep; Cherokee; 1986-1974; V6-2.8
 Jeep; Cherokee; 1978-1974; V8-401
 Jeep; CJ; 1986-1980; L4-2.5
 Jeep; CJ; 1978-1972; L6-232
 Jeep; CJ; 1986-1972; L6-4.2
 Jeep; CJ; 1981-1972; V8-5.0
 Jeep; Comanche; 1987-1986; L4-2.1 Dsl
 Jeep; Comanche; 1992-1986; L4-2.5
 Jeep; Comanche; 1992-1986; L6-4.0
 Jeep; Commando; 1973; L6-232
 Jeep; Grand Wagoneer; 1986-1984; L6-4.2
 Jeep; Grand Wagoneer; 1991-1984; V8-5.9
 Jeep; J Pickup; 1965-1963; L6-230
 Jeep; J Pickup; 1971-1965; L6-232
 Jeep; J Pickup; 1987-1972; L6-4.2
 Jeep; J Pickup; 1970-1965; V8-327
 Jeep; J Pickup; 1971-1969; V8-350
 Jeep; J Pickup; 1988-1972; V8-5.9
 Jeep; J Pickup; 1978-1974; V8-401
 Jeep; Pickup; 1964-1963; L6-226
 Jeep; Pickup; 1965-1963; L6-230
 Jeep; Scrambler; 1985-1981; L4-2.5
 Jeep; Scrambler; 1985-1981; L6-4.2
 Jeep; Station Wagon; 1964-1963; L6-226
 Jeep; Station Wagon; 1965-1963; L6-230

81206 - Continued

Jeep; Wagoneer; 1987-1985; L4-2.1 Dsl
 Jeep; Wagoneer; 1987-1984; L4-2.5
 Jeep; Wagoneer; 1965-1963; L6-230
 Jeep; Wagoneer; 1971-1965; L6-232
 Jeep; Wagoneer; 1990-1987; L6-4.0
 Jeep; Wagoneer; 1983-1980; L6-4.2
 Jeep; Wagoneer; 1973-1971; L6-258
 Jeep; Wagoneer; 1986-1984; V6-2.8
 Jeep; Wagoneer; 1970-1965; V8-327
 Jeep; Wagoneer; 1971-1968; V8-350
 Jeep; Wagoneer; 1983-1972; V8-5.9
 Jeep; Wagoneer; 1978-1987; V8-401
 Jeep; Wrangler; 1995-1987; L6-4.0
 Kia; Sephia; 1994; L4-1.6
 Lexus; LS400; 1993-1990; V8-4.0
 Lexus; SC300; 1995-1992; L6-3.0
 Linc; Continental; 1985-1984; L6-2.4 Dsl
 Linc; Continental; 1982; V6-3.8
 Linc; Continental; 1987-1982; V8-5.0
 Linc; Continental; 1980; V8-5.0
 Linc; Continental; 1980-1977; V8-5.8
 Linc; Continental; 1965-1961; V8-430
 Linc; Continental; 1978-1966; V8-460
 Linc; Continental Mark II; 1957-1956; V8-368
 Linc; Mark III; 1971-1968; V8-460
 Linc; Mark IV; 1976-1972; V8-460
 Linc; Mark V; 1979-1977; V8-400
 Linc; Mark VI; 1983-1980; V8-5.0
 Linc; Mark VI; 1980; V8-5.8
 Linc; Mark VII; 1985-1984; L6-2.4 Dsl
 Linc; Mark VII; 1992-1993; V8-5.0
 Linc; Town Car; 1995-1981; V8-4.6
 Linc; Versailles; 1979-1977; V8-302
 Linc; Versailles; 1980; V8-5.0
 Linc; Versailles; 1977; V8-351
 Mazda; B2200 Pickup; 1993-1987; L4-2.2
 Mazda; B2600I Pickup; 1993-1976; L4-2.2
 Mazda; GLC; 1985-1989; L4-1.5
 Mazda; Millenia; 1995; V6-2.3
 Mazda; Millenia; 1995; V6-2.5
 Mazda; MPV; 1995; L4-2.6 (Canada)
 Mazda; MPV; 1995-1989; V6-3.0
 Mazda; MX-3; 1995-1992; L4-1.6
 Mazda; MX-3; 1994-1990; V6-1.8
 Mazda; MX-5 Miata; 1995-1988; L4-1.8
 Mazda; MX-6; 1995-1993; V6-2.5
 Mazda; Protege; 1995; L4-1.5
 Mazda; Protege; 1995-1990; L4-1.8
 Mazda; RX-4; 1978-1993; 2-Rotor 80
 Mazda; RX-7; 1991-1984; 2-Rotor 1.3
 Mazda; 323; 1994-1986; L4-1.6
 Mazda; 323; 1995-1993; L4-1.6 (Canada)
 Mazda; 323; 1991-1990; L4-1.8 (Canada)
 Mazda; 626; 1995-1993; L4-2.0
 Mazda; 626; 1987-1982; L4-2.0
 Mazda; 626; 1992-1988; L4-2.2
 Mazda; 626; 1995-1993; V6-2.5
 Mazda; 929; 1995-1986; V6-3.0
 Mer-Benz; 240D; 1983-1977; L4-2.4 Dsl
 Mer-Benz; 300CD; 1983-1978; L5-3.0 Dsl
 Mer-Benz; 300D; 1983-1977; L5-3.0 Dsl
 Mer-Benz; 300SD; 1983-1978; L5-3.0 Dsl
 Mer-Benz; 300TD; 1983-1979; L5-3.0 Dsl
 Merc; Bobcat; 1980-1975; L4-2.3
 Merc; Bobcat; 1979-1975; V6-171
 Merc; Capri; 1994-1991; L4-1.6
 Merc; Capri; 1986-1979; L4-2.3
 Merc; Capri; 1977-1976; L4-140
 Merc; Capri; 1982-1979; L6-3.3
 Merc; Capri; 1979; V6-171
 Merc; Capri; 1977-1976; V6-171
 Merc; Capri; 1986-1979; V6-3.8
 Merc; Capri; 1986-1982; V8-5.0
 Merc; Colony Park; 1991-1987; V8-5.0
 Merc; Colony Park; 1974-1971; V8-400
 Merc; Colony Park; 1973-1971; V8-429
 Merc; Colony Park; 1974-1973; V8-460
 Merc; Comet; 1963; L6-144
 Merc; Comet; 1972-1971; L6-170
 Merc; Comet; 1964-1963; L6-170
 Merc; Comet; 1976-1971; L6-200
 Merc; Comet; 1968-1964; L6-200

**SYSTEM
PUMP &
GEAR
IDENT.**

**SYSTEM &
COM-
PONENT
IDENT.**

**PASS.
CARS**

**LIGHT
TRUCKS**

**MEDIUM/
HEAVY
TRUCKS**

BUSES

**HOSE
NUMER-
ICAL**

**REPAIR
KITS**

**KIT
NUMER-
ICAL**

ILLUSTRATIONS

Numerical Listing - Power Steering Hose Assemblies and End Fittings

	81206 - Continued	81206 - Continued	81206 - Continued
SYSTEM PUMP & GEAR IDENT.	Merc; Comet; 1976-1971; L6-250 Merc; Comet; 1969; L6-250 Merc; Comet; 1964-1963; V8-260 Merc; Comet; 1967-1964; V8-289 Merc; Comet; 1976; V8-302 Merc; Comet; 1969; V8-302 Merc; Cougar; 1986-1984; L4-2.3 Merc; Cougar; 1982-1981; L4-2.3 Merc; Cougar; 1981; L6-3.3 Merc; Cougar; 1995-1982; V6-3.8 Merc; Cougar; 1982-1981; V8-4.2 Merc; Cougar; 1995-1994; V8-4.6 Merc; Cougar; 1967; V8-289 Merc; Cougar; 1979-1977; V8-302 Merc; Cougar; 1968; V8-302 Merc; Cougar; 1993-1991; V8-5.0 Merc; Cougar; 1988-1983; V8-5.0 Merc; Cougar; 1981; V8-5.0 Merc; Cougar; 1979-1971; V8-351 Merc; Cougar; 1967-1974; V8-390 Merc; Cougar; 1971; V8-429 Merc; Cougar; 1976-1974; V8-460 Merc; Cyclone; 1969; V8-302 Merc; Cyclone; 1969; V8-351 Merc; Grand Marquis; 1982-1981; V8-4.2 Merc; Grand Marquis; 1995-1992; V8-4.6 Merc; Grand Marquis; 1979; V8-302 Merc; Grand Marquis; 1991-1980; V8-5.0 Merc; Grand Marquis; 1989-1982; V8-5.8 (Canada) Merc; Grand Marquis; 1979-1978; V8-351 Merc; Grand Marquis; 1978-1975; V8-400 Merc; Grand Marquis; 1978-1975; V8-460 Merc; LN7; 1983-1982; L4-1.6 Merc; Lynx; 1985-1981; L4-1.6 Merc; Lynx; 1987-1985; L4-1.9 Merc; Lynx; 1987-1984; L4-2.0 Dsl Merc; Marauder; 1970-1969; V8-390 Merc; Marquis; 1986-1983; L4-2.3 Merc; Marquis; 1983; L6-3.3 Merc; Marquis; 1986-1981; V6-3.8 Merc; Marquis; 1979; V8-302 Merc; Marquis; 1982-1980; V8-5.0 Merc; Marquis; 1985; V8-5.0 (Canada) Merc; Marquis; 1981-1980; V8-5.8 Merc; Marquis; 1982; V8-5.8 (Canada) Merc; Marquis; 1979-1978; V8-351 Merc; Marquis; 1970-1968; V8-390 Merc; Marquis; 1978-1971; V8-400 Merc; Marquis; 1967; V8-410 Merc; Marquis; 1967; V8-427 Merc; Marquis; 1969-1967; V8-428 Merc; Marquis; 1973-1969; V8-429 Merc; Marquis; 1978-1973; V8-460 Merc; Meteor; 1963; L6-170 Merc; Meteor; 1963; V8-221 Merc; Meteor; 1963; V8-260 Merc; Monarch; 1977-1975; L6-200 Merc; Monarch; 1980-1975; L6-4.1 Merc; Monarch; 1980-1975; V8-4.2 Merc; Monarch; 1980; V8-5.0 Merc; Monarch; 1977-1975; V8-351 Merc; Montclair; 1968; V8-390 Merc; Montclair; 1968-1964; V8-428 Merc; Montclair; 1967; V8-410 Merc; Montclair; 1965-1964; V8-427 Merc; Montclair; 1967-1966; V8-428 Merc; Montego; 1968; L6-200 Merc; Montego; 1974-1969; L6-250 Merc; Montego; 1974-1972; V8-302 Merc; Montego; 1969-1968; V8-302 Merc; Montego; 1976-1972; V8-351 Merc; Montego; 1969; V8-351 Merc; Montego; 1976-1972; V8-400 Merc; Montego; 1976-1973; V8-460 Merc; Monterey; 1973-1971; V8-351 Merc; Monterey; 1963; V8-406 Merc; Monterey; 1967; V8-410 Merc; Monterey; 1965-1963; V8-427 Merc; Monterey; 1969-1966; V8-428 Merc; Monterey; 1973-1969; V8-429 Merc; Monterey; 1974-1973; V8-460 Merc; Mystique; 1995; L4-2.0	Merc; Mystique; 1995; V6-2.5 Merc; Park Lane; 1968; V8-390 Merc; Park Lane; 1966-1964; V8-390 Merc; Park Lane; 1967; V8-410 Merc; Park Lane; 1965-1964; V8-427 Merc; Park Lane; 1968-1966; V8-428 Merc; Topaz; 1986-1984; L4-2.0 Dsl Merc; Topaz; 1989-1984; L4-2.3 Merc; Tracer; 1989-1987; L4-1.6 Merc; Tracer; 1995-1991; L4-1.8 Merc; Tracer; 1995-1991; L4-1.9 Merc; Villager; 1995-1993; V6-3.0 Merc; Zephyr; 1983-1978; L4-2.3 Merc; Zephyr; 1983-1978; L6-3.3 Merc; Zephyr; 1982-1978; V8-4.2 Merkur; Scorpio; 1989-1985; V6-2.9 Mits; Cordia; 1988-1983; L4-1.8 Mits; Cordia; 1988-1992; L4-2.0 Mits; Eclipse; 1994-1990; L4-1.8 Mits; Eclipse; 1995-1990; L4-2.0 Mits; Expo; 1994-1992; L4-1.8 Mits; Expo; 1995-1989; L4-2.4 Mits; Galant; 1995-1994; L4-2.4 Mits; Galant; 1987-1985; L4-2.4 Mits; Galant; 1988; V6-3.0 Mits; Mirage; 1995-1985; L4-1.5 Mits; Mirage; 1992-1991; L4-1.6 Mits; Mirage; 1989-1985; L4-1.6 Mits; Mirage; 1995-1993; L4-1.8 Mits; Montero; 1989-1986; L4-2.6 Mits; Montero; 1991-1989; V6-3.0 Mits; Pickup; 1989-1987; L4-2.0 Mits; Pickup; 1995-1987; L4-2.4 Mits; Pickup; 1993-1990; V6-3.0 Mits; Precis; 1993-1987; L4-1.5 Mits; Sigma; 1990-1989; V6-3.0 Mits; Starion; 1989-1984; L4-2.6 Mits; Tredia; 1988-1983; L4-1.8 Mits; Tredia; 1988-1984; L4-2.0 Mits; Van; 1990-1987; L4-2.4 Mits; 3000GT; 1995-1991; V6-3.0 Niss; Altima; 1995-1993; L4-2.4 Niss; Axxess; 1990; L4-2.4 Niss; Axxess; 1994-1991; L4-2.4 (Canada) Niss; Maxima; 1984-1981; L6-2.4 Niss; Maxima; 1983-1981; L6-2.8 Dsl Niss; Maxima; 1995-1985; V6-3.0 Niss; NX; 1993-1991; L4-1.6 Niss; NX; 1993-1991; L4-2.0 Niss; Pathfinder; 1987-1988; L4-2.4 Niss; Pathfinder; 1995-1987; V6-3.0 Niss; Pickup; 1984-1983; L4-2.0 Niss; Pickup; 1983-1981; L4-2.2 Niss; Pickup; 1983-1981; L4-2.2 Dsl Niss; Pickup; 1995-1983; L4-2.4 Niss; Pickup; 1986; L4-2.5 Dsl Niss; Pickup; 1983; L4-2.5 Dsl Niss; Pickup; 1987; L4-2.5 Dsl (Canada) Niss; Pickup; 1995-1986; V6-3.0 Niss; Pulsar NX; 1990-1983; L4-1.6 Niss; Pulsar NX; 1989-1988; L4-1.8 Niss; Quest; 1995-1993; V6-3.0 Niss; Sentra; 1983-1982; L4-1.5 Niss; Sentra; 1995-1983; L4-1.6 Niss; Sentra; 1985-1991; L4-1.7 Dsl Niss; Stanza; 1989-1982; L4-2.0 Niss; Stanza; 1992-1990; L4-2.4 Niss; Van; 1988-1987; L4-2.4 Niss; 200SX; 1995; L4-1.6 Niss; 200SX; 1986-1984; L4-1.8 Niss; 200SX; 1987; L4-1.8 (Canada) Niss; 200SX; 1995; L4-2.0 Niss; 200SX; 1988-1984; L4-2.0 Niss; 200SX; 1981-1980; L4-2.0 Niss; 200SX; 1983-1982; L4-2.2 Niss; 200SX; 1988-1987; V6-3.0 Niss; 240SX; 1993-1989; L4-2.4 Niss; 300ZX; 1995-1984; V6-3.0 Niss; 310; 1982; L4-1.5 Niss; 720 Pickup; 1980-1981; L4-2.0 Niss; 810; 1981; L6-2.8 Dsl Olds; Custom Cruiser; 1973; V8-350	Olds; Custom Cruiser; 1979-1978; V8-350 Dsl Olds; Custom Cruiser; 1975; V8-400 Olds; Custom Cruiser; 1979-1978; V8-403 Olds; Custom Cruiser; 1976-1971; V8-455 Olds; Cutlass; 1976-1975; L6-250 Olds; Cutlass; 1971-1967; L6-250 Olds; Cutlass; 1979-1977; V6-231 Olds; Cutlass; 1979-1975; V8-260 Olds; Cutlass; 1979; V8-260 Dsl Olds; Cutlass; 1979-1967; V8-305 Olds; Cutlass; 1979; V8-350 Olds; Cutlass; 1977-1967; V8-350 Olds; Cutlass; 1977-1970; V8-403 Olds; Cutlass Cruiser; 1979; V6-231 Olds; Delmont 88; 1967-1977; V8-330 Olds; Delta 88; 1979-1977; V8-260 Olds; Delta 88; 1979; V8-301 Olds; Delta 88; 1979-1969; V8-350 Olds; Delta 88; 1979-1978; V8-350 Dsl Olds; Delta 88; 1975; V8-400 Olds; Delta 88; 1979-1977; V8-403 Olds; Delta 88; 1967; V8-425 Olds; Delta 88; 1976-1968; V8-455 Olds; Eighty Eight; 1966-1965; V8-425 Olds; F85; 1971-1961; L6-250 Olds; F85; 1967-1964; V8-330 Olds; F85; 1972-1968; V8-350 Olds; F85; 1966-1965; V8-400 Olds; F85; 1972; V8-455 Olds; Jetstar I; 1964; V8-330 Olds; Jetstar I; 1964-1965; V8-394 Olds; Jetstar 88; 1966-1964; V8-330 Olds; Ninety Eight; 1979-1977; V8-350 Olds; Ninety Eight; 1975; V8-350 Olds; Ninety Eight; 1973-1972; V8-350 Olds; Ninety Eight; 1979-1978; V8-350 Dsl Olds; Ninety Eight; 1964-1975; V8-394 Olds; Ninety Eight; 1979-1977; V8-403 Olds; Ninety Eight; 1967-1968; V8-425 Olds; Omega; 1976-1973; L6-250 Olds; Omega; 1979-1977; V6-231 Olds; Omega; 1977-1975; V8-260 Olds; Omega; 1979-1977; V8-305 Olds; Omega; 1979-1973; V8-350 Olds; Starfire; 1977-1976; L4-140 Olds; Starfire; 1979-1975; L4-151 Olds; Starfire; 1979-1965; V8-305 Olds; Toronado; 1979; V8-350 Olds; Toronado; 1979-1977; V8-350 Dsl Olds; Toronado; 1967-1966; V8-425 Olds; Toronado; 1976-1968; V8-455 Olds; Vista Cruiser; 1975-1970; V8-455 Olds; 442; 1969-1968; V8-400 Olds; 442; 1971-1977; V8-455 Peug; 505; 1987-1982; L4-2.0 Peug; 505; 1980; L4-2.0 Peug; 505; 1990-1985; L4-2.2 Peug; 505; 1985-1980; L4-2.3 Dsl Peug; 505; 1985; L4-2.5 Dsl Peug; 505; 1989-1987; V6-2.8 Peug; 604; 1984-1982; L4-2.3 Dsl Peug; 604; 1978-1977; V6-163 Peug; 604; 1981; V6-2.8 (Canada) Peug; 604; 1979; V6-174 Ply; Acclaim; 1995-1989; L4-2.5 Ply; Acclaim; 1995-1989; V6-3.0 Ply; Arrow Pickup; 1982-1980; L4-2.0 Ply; B Van; 1983-1974; L6-3.7 Ply; B Van; 1983-1974; V8-5.2 Ply; B Van; 1983-1974; V8-5.9 Ply; B Van; 1978-1976; V8-400 Ply; B Van; 1978-1976; V8-440 Ply; Barracuda; 1971-1967; L6-198 Ply; Barracuda; 1967; V8-273 Ply; Barracuda; 1974-1968; V8-318 Ply; Barracuda; 1973-1968; V8-340 Ply; Barracuda; 1974; V8-360 Ply; Barracuda; 1971-1967; V8-383 Ply; Barracuda; 1971-1970; V8-426 Ply; Belvedere; 1970-1965; L6-225 Ply; Belvedere; 1970-1965; V8-318 Ply; Belvedere; 1970-1965; V8-383

Numerical Listing - Power Steering Hose Assemblies and End Fittings

81206 - Continued

Ply; Belvedere; 1969; V8-426
 Ply; Belvedere; 1967-1965; V8-426
 Ply; Belvedere; 1969; V8-440
 Ply; Belvedere; 1967-1983; V8-440
 Ply; Caravelle; 1988-1983; L4-2.5
 Ply; Caravelle; 1983-1978; L6-3.7 (Canada)
 Ply; Caravelle; 1988-1982; V8-5.2 (Canada)
 Ply; Caravelle; 1980-1989; V8-5.2 (Canada)
 Ply; Colt; 1994-1985; L4-1.5
 Ply; Colt; 1990-1985; L4-1.6
 Ply; Colt; 1994-1992; L4-1.8
 Ply; Colt; 1990-1989; L4-1.8
 Ply; Colt; 1991-1984; L4-2.0
 Ply; Colt; 1994-1992; L4-2.4
 Ply; Conquest; 1986-1984; L4-2.6
 Ply; Duster; 1974-1970; L6-198
 Ply; Duster; 1976-1970; L6-225
 Ply; Duster; 1976-1970; V8-318
 Ply; Duster; 1973-1970; V8-340
 Ply; Duster; 1976-1974; V8-360
 Ply; Expo; 1989-1987; L4-2.2 (Canada)
 Ply; Fury; 1978-1975; L6-225
 Ply; Fury; 1972-1967; L6-225
 Ply; Fury; 1967-1975; V8-273
 Ply; Fury; 1973-1971; V8-318
 Ply; Fury; 1971-1972; V8-383
 Ply; Fury; 1978-1977; V8-440
 Ply; Fury; 1975-1967; V8-440
 Ply; Gran Fury; 1983-1980; L6-3.7
 Ply; Gran Fury; 1989-1980; V8-5.2
 Ply; Gran Fury; 1977-1975; V8-318
 Ply; Gran Fury; 1980; V8-5.9
 Ply; Gran Fury; 1977-1975; V8-360
 Ply; Gran Fury; 1977-1975; V8-400
 Ply; Gran Fury; 1977-1975; V8-440
 Ply; Grand Voyager; 1995-1992; V6-3.0
 Ply; Grand Voyager; 1995-1991; V6-3.3
 Ply; Grand Voyager; 1995-1994; V6-3.8
 Ply; Horizon; 1986-1983; L4-1.6
 Ply; Horizon; 1983-1978; L4-1.7
 Ply; Horizon; 1990-1981; L4-2.2
 Ply; Laser; 1994-1981; L4-2.0
 Ply; Reliant; 1989-1981; L4-2.5
 Ply; Road Runner; 1974-1972; V8-318
 Ply; Road Runner; 1974; V8-360
 Ply; Road Runner; 1971; V8-383
 Ply; Road Runner; 1974-1971; V8-400
 Ply; Road Runner; 1974-1971; V8-440
 Ply; Sapporo; 1979-1978; L4-98
 Ply; Satellite; 1974-1968; L6-225
 Ply; Satellite; 1968-1965; V8-273
 Ply; Satellite; 1974-1965; V8-318
 Ply; Satellite; 1972; V8-340
 Ply; Satellite; 1974; V8-360
 Ply; Satellite; 1966-1965; V8-361
 Ply; Satellite; 1971-1965; V8-383
 Ply; Satellite; 1974-1965; V8-400
 Ply; Satellite; 1974-1968; V8-440
 Ply; Scamp; 1974-1971; L6-198
 Ply; Scamp; 1976-1971; L6-225
 Ply; Scamp; 1976-1971; V8-318
 Ply; Scamp Pickup; 1983-1987; L4-2.2
 Ply; Sundance; 1994-1988; L4-2.5
 Ply; Sundance; 1994-1992; V6-3.0
 Ply; Trailduster; 1980-1974; L6-3.7
 Ply; Trailduster; 1981-1974; V8-5.2
 Ply; Trailduster; 1981-1974; V8-5.9
 Ply; Trailduster; 1978-1976; V8-400
 Ply; Trailduster; 1974; V8-400
 Ply; Trailduster; 1978-1974; V8-440
 Ply; Valiant; 1969-1967; L6-170
 Ply; Valiant; 1974-1970; L6-198
 Ply; Valiant; 1976-1967; L6-225
 Ply; Valiant; 1969-1967; V8-273
 Ply; Valiant; 1976-1968; V8-318
 Ply; Valiant; 1976; V8-360
 Ply; Valiant; 1974; V8-360
 Ply; Volare; 1980-1976; L6-3.7
 Ply; Volare; 1980-1976; V8-5.2
 Ply; Volare; 1979-1976; V8-360
 Ply; Voyager; 1995-1991; L4-2.5
 Ply; Voyager; 1995-1991; V6-3.0

81206 - Continued

Ply; Voyager; 1995-1991; V6-3.3
 Pont; Astre; 1977-1973; L4-140
 Pont; Astre; 1977; L4-151
 Pont; Bonneville; 1979-1977; V8-301
 Pont; Bonneville; 1977; V8-305
 Pont; Bonneville; 1979-1959; V8-350
 Pont; Bonneville; 1978-1967; V8-400
 Pont; Bonneville; 1979-1963; V8-403
 Pont; Bonneville; 1969-1967; V8-428
 Pont; Bonneville; 1976-1970; V8-455
 Pont; Catalina; 1979-1977; V6-231
 Pont; Catalina; 1979-1977; V8-301
 Pont; Catalina; 1977; V8-305
 Pont; Catalina; 1979-1976; V8-305 (Canada)
 Pont; Catalina; 1973-1970; V8-350
 Pont; Catalina; 1975; V8-350 (Canada)
 Pont; Catalina; 1966-1959; V8-389
 Pont; Catalina; 1978-1967; V8-400
 Pont; Catalina; 1979-1961; V8-403
 Pont; Catalina; 1969-1967; V8-428
 Pont; Catalina; 1976-1970; V8-455
 Pont; Executive; 1970; V8-350
 Pont; Executive; 1967; V8-389
 Pont; Executive; 1970-1967; V8-400
 Pont; Executive; 1969-1967; V8-428
 Pont; Executive; 1970; V8-455
 Pont; Firebird; 1967; L6-230
 Pont; Firebird; 1976-1977; L6-250
 Pont; Firebird; 1979; V8-301
 Pont; Firebird; 1979-1977; V8-305
 Pont; Firebird; 1967; V8-326
 Pont; Firebird; 1979-1967; V8-350
 Pont; Firebird; 1979-1978; V8-403
 Pont; Firebird; 1976-1971; V8-455
 Pont; Grand Am; 1979; V6-231
 Pont; Grand Am; 1979-1978; V8-301
 Pont; Grand Am; 1975; V8-350
 Pont; Grand Am; 1973; V8-350
 Pont; Grand Am; 1975-1973; V8-400
 Pont; Grand Am; 1975-1973; V8-455
 Pont; Grand Lemans; 1976-1975; L6-250
 Pont; Grand Lemans; 1977; L6-250 (Canada)
 Pont; Grand Lemans; 1979-1976; V6-231
 Pont; Grand Lemans; 1979; V8-301
 Pont; Grand Lemans; 1977; V8-301
 Pont; Grand Lemans; 1979-1976; V8-305
 Pont; Grand Lemans; 1979-1975; V8-350
 Pont; Grand Lemans; 1977-1975; V8-400
 Pont; Grand Lemans; 1977-1975; V8-403
 Pont; Grand Prix; 1979-1977; V6-231
 Pont; Grand Prix; 1979-1976; V8-305
 Pont; Grand Prix; 1966-1962; V8-389
 Pont; Grand Prix; 1977-1967; V8-400
 Pont; Grand Prix; 1977-1963; V8-403
 Pont; Grand Prix; 1969-1967; V8-428
 Pont; Grand Prix; 1976-1970; V8-455
 Pont; Grand Safari; 1978-1977; V8-301
 Pont; Grand Safari; 1977-1978; V8-305
 Pont; Grand Safari; 1978-1971; V8-350
 Pont; Grand Safari; 1978-1971; V8-403
 Pont; Grandville; 1975; V8-400
 Pont; Grandville; 1973; V8-400
 Pont; Grandville; 1971; V8-400
 Pont; Grandville; 1975-1971; V8-455
 Pont; GTO; 1966; V8-389
 Pont; GTO; 1970-1967; V8-400
 Pont; GTO; 1970; V8-455
 Pont; Laurentian; 1969; L6-250 (Canada)
 Pont; Laurentian; 1979-1977; V8-305 (Canada)
 Pont; Laurentian; 1969; V8-327 (Canada)
 Pont; Laurentian; 1979-1969; V8-350 (Canada)
 Pont; Laurentian; 1969; V8-396 (Canada)
 Pont; Laurentian; 1976-1974; V8-400 (Canada)
 Pont; Laurentian; 1970; V8-400 (Canada)
 Pont; Laurentian; 1976-1974; V8-455 (Canada)
 Pont; Lemans; 1976-1970; L6-250
 Pont; Lemans; 1977; L6-250 (Canada)
 Pont; Lemans; 1979-1976; V6-200 (Canada)
 Pont; Lemans; 1979; V8-267 (Canada)
 Pont; Lemans; 1979-1977; V8-301
 Pont; Lemans; 1979-1976; V8-305
 Pont; Lemans; 1979-1970; V8-350

81206 - Continued

Pont; Lemans; 1977-1970; V8-400
 Pont; Lemans; 1977-1976; V8-403
 Pont; Lemans; 1974-1971; V8-455
 Pont; Parisienne; 1962-1961; L6-(Canada)
 Pont; Parisienne; 1965-1963; L6-230 (Canada)
 Pont; Parisienne; 1979-1977; L6-250 (Canada)
 Pont; Parisienne; 1972-1961; L6-250 (Canada)
 Pont; Parisienne; 1979-1977; V8-305 (Canada)
 Pont; Parisienne; 1969-1961; V8-327 (Canada)
 Pont; Parisienne; 1961; V8-348 (Canada)
 Pont; Parisienne; 1979-1969; V8-350 (Canada)
 Pont; Parisienne; 1969-1966; V8-396 (Canada)
 Pont; Parisienne; 1976-1974; V8-400 (Canada)
 Pont; Parisienne; 1970; V8-400 (Canada)
 Pont; Parisienne; 1965-1964; V8-409 (Canada)
 Pont; Parisienne; 1969-1966; V8-427 (Canada)
 Pont; Parisienne; 1970; V8-454 (Canada)
 Pont; Parisienne; 1976-1974; V8-455 (Canada)
 Pont; Phoenix; 1978-1977; L4-151
 Pont; Phoenix; 1979-1977; V6-231
 Pont; Phoenix; 1977; V8-301
 Pont; Phoenix; 1979-1977; V8-305
 Pont; Phoenix; 1979-1959; V8-350
 Pont; Star Chief; 1966-1963; V8-421
 Pont; Sunbird; 1977-1976; L4-140
 Pont; Sunbird; 1979-1977; L4-151
 Pont; Sunbird; 1979-1976; V6-231
 Pont; Sunbird; 1979-1978; V8-305
 Pont; Tempest; 1965-1964; L6-215
 Pont; Tempest; 1967-1966; L6-230
 Pont; Tempest; 1970-1964; L6-250
 Pont; Tempest; 1970-1968; V8-350
 Pont; Tempest; 1965-1964; V8-389
 Pont; Tempest; 1970; V8-400
 Pont; Ventura; 1977-1973; L4-151
 Pont; Ventura; 1977-1975; V6-231
 Pont; Ventura; 1977; V8-301
 Pont; Ventura; 1977; V8-305
 Pont; Ventura; 1977-1973; V8-350
 Rambler; Ambassador; 1965; V8-287
 Rambler; Ambassador; 1965-1961; V8-327
 Rambler; American; 1965-1962; L6-196
 Rambler; American; 1965; L6-232
 Rambler; Marlin; 1965; V8-287
 Rambler; Marlin; 1965; V8-327
 Rambler; Rambler Classic; 1965; V8-287
 Renault; Alliance; 1987-1983; L4-1.4
 Renault; Alliance; 1987-1985; L4-1.7
 Renault; Alliance; 1987-1984; L4-2.0
 Renault; Encore; 1986-1982; L4-1.7
 Renault; Fuego; 1985-1984; L4-2.2
 Renault; 181; 1983-1981; L4-1.6
 Subaru; Impreza; 1995-1993; L4-1.8
 Subaru; Impreza; 1995; L4-2.2
 Subaru; Legacy; 1995-1990; L4-2.2
 Subaru; SVX; 1995-1992; L6-3.3
 Toy.; Avalon; 1995; V6-3.0
 Toy.; Camry; 1985-1984; L4-1.8 Dsl
 Toy.; Camry; 1991-1983; L4-2.0
 Toy.; Camry; 1986; L4-2.0 Dsl
 Toy.; Camry; 1995-1988; L4-2.2
 Toy.; Camry; 1995-1990; V6-3.0
 Toy.; Celica; 1995-1986; L4-1.8
 Toy.; Celica; 1995-1990; L4-2.2
 Toy.; Celica; 1980-1978; L4-2.2
 Toy.; Celica; 1985-1981; L4-2.4
 Toy.; Celica; 1985-1981; L6-2.8
 Toy.; Corolla; 1995-1983; L4-1.6
 Toy.; Corolla; 1995-1980; L4-1.8
 Toy.; Corolla; 1985-1984; L4-1.8 Dsl
 Toy.; Corona; 1980-1978; L4-2.2
 Toy.; Corona; 1982-1978; L4-2.4
 Toy.; Cressida; 1988-1989; L6-2.8
 Toy.; Land Cruiser; 1987-1982; L4-3.4 Dsl (Canada)
 Toy.; Land Cruiser; 1992-1982; L6-4.0
 Toy.; Land Cruiser; 1995-1993; L6-4.5
 Toy.; MR2; 1995-1991; L4-2.0
 Toy.; MR2; 1995-1991; L4-2.2
 Toy.; Paseo; 1995-1992; L4-1.5
 Toy.; Pickup; 1980; L4-2.2
 Toy.; Pickup; 1983-1981; L4-2.2 Dsl

**SYSTEM
PUMP &
GEAR
IDENT.**

**SYSTEM &
COM-
PONENT
IDENT.**

**PASS.
CARS**

**LIGHT
TRUCKS**

**MEDIUM/
HEAVY
TRUCKS**

BUSES

**HOSE
NUMER-
ICAL**

**REPAIR
KITS**

**KIT
NUMER-
ICAL**

**ILLUST-
RATIONS**

Numerical Listing - Power Steering Hose Assemblies and End Fittings

	81206 - Continued	81206 - Continued	81206 - Continued	
SYSTEM PUMP & GEAR IDENT.	Toy.; Pickup; 1979-1978; L4-134 Toy.; Pickup; 1995-1981; L4-2.4 Toy.; Pickup; 1986-1988; L4-2.4 Dsl Toy.; Previa; 1995-1991; L4-2.4 Toy.; Supra; 1995-1986; L6-3.0 Toy.; T100; 1995-1994; L4-2.7 Toy.; T100; 1994-1993; V6-3.0 Toy.; T100; 1995; V6-3.4	Chev; CE50; 1968; GM V8-307 Chev; CE50; 1968-1962; GM V8-327 Chev; CE50; 1972-1960; GM V8-350 Chev; CE60; 1972-1970; GM V8-307 Chev; CE60; 1968; GM V8-307 Chev; CE60; 1968-1962; GM V8-327 Chev; CE60; 1972-1969; GM V8-350 Chev; CE60; 1975; GM V8-427 Chev; CG50; 1969-1967; GM D478 Dsl Chev; CG50; 1969-1967; GM DH478 Dsl Chev; CG60; 1969-1967; GM D478 Dsl Chev; CG60; 1969-1967; GM DH478 Dsl Chev; CM60; 1972-1970; GM V-6 401 Chev; CM60; 1972-1970; GM V-6 432 Chev; CM60; 1972-1967; GM V-6 478 Chev; D50; 1966-1964; DetrDsl 4-53 Chev; H70; 1977-1971; DetrDsl 6V-53 Chev; HE90; 1969-1966; GM V8-637 Chev; HJ70; 1971-1969; GM D637 Dsl Chev; HJ70; 1967; GM D637 Dsl Chev; HJ70; 1971-1969; GM DH637 Dsl Chev; HJ70; 1967; GM DH637 Dsl Chev; HM70; 1971-1967; GM V-6 401 Chev; HM70; 1971-1967; GM V-6 432 Chev; HM70; 1971-1967; GM V-6 478 Chev; HM80; 1971-1967; GM V-6 401 Chev; HM80; 1971-1967; GM V-6 432 Chev; HM80; 1971-1967; GM V-6 478 Chev; HV70; 1972-1969; DetrDsl 6V-53 Chev; J70; 1977-1973; DetrDsl 6V-53 Chev; J80; 1977-1971; DetrDsl 6V-53 Chev; JE90; 1969-1966; GM V8-637 Chev; JJ70; 1971-1967; GM D637 Dsl Chev; JJ70; 1971-1967; GM DH637 Dsl Chev; JM70; 1971-1966; GM V-6 401 Chev; JM70; 1971-1966; GM V-6 432 Chev; JM70; 1971-1966; GM V-6 478 Chev; JM80; 1971-1966; GM V-6 401 Chev; JM80; 1971-1966; GM V-6 432 Chev; JM80; 1971-1966; GM V-6 478 Chev; JV70; 1972-1969; DetrDsl 6V-53 Chev; JV80; 1972-1969; DetrDsl 6V-53 Chev; L50; 1965-1963; GM V8-283 Chev; L50; 1965-1963; GM V8-327 Chev; L60; 1965-1963; GM V8-283 Chev; L60; 1965-1963; GM V8-327 Chev; M65; 1978-1973; GM V8-366 Chev; M65; 1978-1973; GM V8-427 Chev; M65; 1978-1973; GM V8-454 Chev; MB60; 1969; GM D478 Dsl Chev; MB60; 1969; GM DH478 Dsl Chev; MI90; 1971-1973; DetrDsl 6-71 Chev; P30; 1979-1967; GM L6-292 Chev; P50; 1967; GM L6-292 Chev; T40; 1967-1963; GM L6-230 Chev; T40; 1968-1963; GM L6-250 Chev; T40; 1972-1963; GM L6-292 Chev; T50; 1973; GM D478 Dsl Chev; T50; 1973-1963; GM DH478 Dsl Chev; T50; 1968-1963; GM V8-283 Chev; T50; 1968; GM V8-307 Chev; T50; 1968-1963; GM V8-327 Chev; T50; 1972-1970; GM V8-350 Chev; T50; 1973-1966; GM V8-366 Chev; T50; 1973-1966; GM V8-427 Chev; T50; 1968-1966; GM V8-454 Chev; T60; 1975; GM D478 Dsl Chev; T60; 1973; GM D478 Dsl Chev; T60; 1975; GM DH478 Dsl Chev; T60; 1973-1963; GM DH478 Dsl Chev; T60; 1968-1963; GM V8-283 Chev; T60; 1978-1976; GM V8-305 Chev; T60; 1973; GM V8-307 Chev; T60; 1968; GM V8-307 Chev; T60; 1968-1963; GM V8-327 Chev; T60; 1965-1963; GM V8-348 Chev; T60; 1978-1970; GM V8-350 Chev; T60; 1978-1963; GM V8-366 Chev; T60; 1978-1966; GM V8-427 Chev; T60; 1976; GM V8-454 Chev; T60; 1968-1966; GM V8-454 Chev; T65; 1974; GM V-6 305	Chev; T65; 1974; GM V-6 351 Chev; T65; 1974; GM V-6 379 Chev; T65; 1978-1974; GM V8-366 Chev; T65; 1978-1974; GM V8-427 Chev; T65; 1976; GM V8-454 Chev; TD50; 1969; DetrDsl 4-53 Chev; TD60; 1969-1963; DetrDsl 4-53 Chev; TE50; 1968; GM V8-307 Chev; TE50; 1968-1963; GM V8-327 Chev; TE50; 1972-1970; GM V8-350 Chev; TE50; 1972-1970; GM V8-366 Chev; TE60; 1966-1963; GM V8-283 Chev; TE60; 1966-1963; GM V8-327 Chev; TE60; 1972-1970; GM V8-366 Chev; TE65; 1972-1966; GM V8-366 Chev; TE65; 1972-1966; GM V8-427 Chev; TE65; 1968-1966; GM V8-454 Chev; TE90; 1970; GM V8-637 Chev; TG50; 1972-1967; GM D478 Dsl Chev; TG50; 1972-1967; GM DH478 Dsl Chev; TG60; 1972-1967; GM D478 Dsl Chev; TG60; 1972-1967; GM DH478 Dsl Chev; Titan; 1980-1979; Cat 3406 Dsl Chev; TM65; 1972-1970; GM V-6 305 Chev; TM65; 1972-1970; GM V-6 351 Chev; TM65; 1972-1970; GM V-6 379 Chev; TM70; 1968-1966; GM V-6 401 Chev; U80; 1966; DetrDsl 6V-53 Chev; W6; 1980; GM V8-5.7 Chev; W6; 1980; GM V8-6.0 Chev; W7; 1980; GM V8-6.0 Chev; W7; 1980; GM V8-7.0 Chev; W70; 1968-1966; DetrDsl 6V-53 Chev; WM80; 1968-1966; GM V-6 401 Ford; E350; 1989; V8-5.8 Ford; E350; 1989; V8-7.5 Ford; F Super Duty; 1995; V8-7.3 Dsl Ford; F Super Duty; 1995; V8-7.5 Ford; F Super Duty; 1989-1988; V8-7.5 GMC; Astro; 1980-1979; Cat 3406 Dsl GMC; Astro; 1981-1979; DetrDsl 6-71 GMC; Astro; 1983-1979; DetrDsl 6V-92 GMC; Astro; 1983-1979; DetrDsl 8V-71 GMC; Astro; 1983-1979; DetrDsl 8V-92 GMC; Brigadier; 1983-1979; DetrDsl 6-71 GMC; Brigadier; 1983-1979; DetrDsl 6V-53 GMC; Brigadier; 1983-1979; DetrDsl 6V-92 GMC; Brigadier; 1981-1979; DetrDsl 8V-71 GMC; Brigadier; 1979-1980; V8-427 GMC; C5000; 1987-1985; V8-5.7 GMC; C6000; 1985-1983; DetrDsl V8-8.2 GMC; C6000; 1987-1985; V8-5.7 GMC; C6000; 1987; V8-6.0 GMC; C7000; 1985; DetrDsl V8-8.2 GMC; C7000; 1983; DetrDsl V8-8.2 GMC; C7000; 1987; V8-6.0 GMC; C7000; 1987; V8-7.0 GMC; CD6500; 1977; DetrDsl 4-53 GMC; CE4500; 1968-1967; V8-283 GMC; CE4500; 1962-1960; V8-283 GMC; CE4500; 1972-1970; V8-307 GMC; CE4500; 1968; V8-307 GMC; CE4500; 1968-1967; V8-327 GMC; CE4500; 1962; V8-327 GMC; CE4500; 1972-1960; V8-350 GMC; CE5000; 1977; V8-305 GMC; CE5000; 1973-1970; V8-307 GMC; CE5000; 1968-1960; V8-307 GMC; CE5000; 1968-1962; V8-327 GMC; CE5000; 1977-1975; V8-350 GMC; CE5000; 1973-1968; V8-350 GMC; CE5500; 1972-1970; V8-307 GMC; CE5500; 1972-1969; V8-350 GMC; CE5500; 1972-1966; V8-366 GMC; CE5500; 1972-1966; V8-427 GMC; CE5500; 1968-1966; V8-454 GMC; CE6000; 1968-1960; V8-283 GMC; CE6000; 1973-1970; V8-307 GMC; CE6000; 1968-1966; V8-307 GMC; CE6000; 1968-1960; V8-327 GMC; CE6000; 1977-1969; V8-350 GMC; CE6000; 1977-1967; V8-366	
SYSTEM & COMPONENT IDENT.	Toy.; Tacoma; 1995; L4-2.4 Toy.; Tacoma; 1995; L4-2.7 Toy.; Tacoma; 1995; V6-3.4 Toy.; Tercel; 1995-1983; L4-1.5 Toy.; Van; 1985-1984; L4-2.0 Toy.; Van; 1989-1986; L4-2.2 Toy.; 4 Runner; 1995-1988; L4-2.4 VW; Corrado; 1992-1990; L4-1.8 VW; Corrado; 1994-1992; V6-2.8 VW; Jetta; 1984-1982; L4-1.6 Dsl VW; Jetta; 1984-1982; L4-1.7 VW; Jetta; 1984-1982; L4-1.8 VW; Quantum; 1985; L4-1.8 VW; Quantum; 1988-1981; L5-2.2 VW; Rabbit; 1984-1981; L4-1.7 VW; Rabbit; 1984-1983; L4-1.8 VW; Rabbit Pickup; 1983-1981; L4-1.6 Dsl VW; Rabbit Pickup; 1983-1981; L4-1.7 VW; Scirocco; 1983; L4-1.7 VW; Vanagon; 1985-1984; L4-1.9 VW; Vanagon; 1992-1986; L4-2.1 Volvo; 240; 1985-1978; L4-2.1 Volvo; 240; 1990-1982; L4-2.3 Volvo; 240; 1985-1980; L6-2.4 Dsl Volvo; 260; 1982-1980; V6-2.8 Volvo; 740; 1990-1986; L4-2.3 Volvo; 740; 1986-1983; L6-2.4 Dsl Volvo; 760; 1990-1983; V6-2.8 Volvo; 780; 1990-1987; V6-2.8 Volvo; 960; 1995-1992; L6-2.9	Chev; Bison; 1980-1979; Cat 3406 Dsl Chev; Bruin; 1980-1979; Cat 3208 Dsl Chev; Bruin; 1979-1980; GM V8-427 Chev; C40; 1969; GM L6-230 Chev; C40; 1962-1960; GM L6-235 Chev; C40; 1972-1969; GM L6-250 Chev; C40; 1962-1960; GM L6-261 Chev; C40; 1962-1960; GM V8-283 Chev; C40; 1972-1969; GM V8-307 Chev; C40; 1962; GM V8-327 Chev; C40; 1972-1969; GM V8-350 Chev; C50; 1967-1960; GM L6-230 Chev; C50; 1978-1960; GM L6-250 Chev; C50; 1978-1960; GM L6-292 Chev; C50; 1973-1970; GM V8-307 Chev; C50; 1968; GM V8-307 Chev; C50; 1968-1962; GM V8-327 Chev; C50; 1978-1969; GM V8-350 Chev; C50; 1978-1966; GM V8-366 Chev; C50; 1978-1969; GM V8-427 Chev; C50; 1966; GM V8-427 Chev; C50; 1978-1960; GM V8-454 Chev; C60; 1962-1960; GM L6-261 Chev; C60; 1973; GM V-6 432 Chev; C60; 1973; GM V-6 478 Chev; C60; 1968-1960; GM V8-283 Chev; C60; 1973-1970; GM V8-307 Chev; C60; 1968; GM V8-307 Chev; C60; 1968-1962; GM V8-327 Chev; C60; 1965-1960; GM V8-348 Chev; C60; 1978-1969; GM V8-350 Chev; C60; 1978-1960; GM V8-366 Chev; C60; 1978-1969; GM V8-427 Chev; C60; 1966; GM V8-427 Chev; C60; 1978-1973; GM V8-454 Chev; C70; 1980-1979; Cat 3208 Dsl Chev; C70; 1979-1980; GM V8-366 Chev; CD50; 1970-1967; DetrDsl 4-53 Chev; CD60; 1970-1967; DetrDsl 4-53 Chev; CE40; 1962-1960; GM V8-283 Chev; CE40; 1972-1970; GM V8-307 Chev; CE40; 1962; GM V8-327 Chev; CE40; 1972-1960; GM V8-350 Chev; CE50; 1972-1970; GM V8-307	Chev; J70; 1977-1973; DetrDsl 6V-53 Chev; J80; 1977-1971; DetrDsl 6V-53 Chev; JE90; 1969-1966; GM V8-637 Chev; JJ70; 1971-1967; GM D637 Dsl Chev; JJ70; 1971-1967; GM DH637 Dsl Chev; JM70; 1971-1966; GM V-6 401 Chev; JM70; 1971-1966; GM V-6 432 Chev; JM70; 1971-1966; GM V-6 478 Chev; JM80; 1971-1966; GM V-6 401 Chev; JM80; 1971-1966; GM V-6 432 Chev; JM80; 1971-1966; GM V-6 478 Chev; JV70; 1972-1969; DetrDsl 6V-53 Chev; JV80; 1972-1969; DetrDsl 6V-53 Chev; L50; 1965-1963; GM V8-283 Chev; L50; 1965-1963; GM V8-327 Chev; L60; 1965-1963; GM V8-283 Chev; L60; 1965-1963; GM V8-327 Chev; M65; 1978-1973; GM V8-366 Chev; M65; 1978-1973; GM V8-427 Chev; M65; 1978-1973; GM V8-454 Chev; MB60; 1969; GM D478 Dsl Chev; MB60; 1969; GM DH478 Dsl Chev; MI90; 1971-1973; DetrDsl 6-71 Chev; P30; 1979-1967; GM L6-292 Chev; P50; 1967; GM L6-292 Chev; T40; 1967-1963; GM L6-230 Chev; T40; 1968-1963; GM L6-250 Chev; T40; 1972-1963; GM L6-292 Chev; T50; 1973; GM D478 Dsl Chev; T50; 1973-1963; GM DH478 Dsl Chev; T50; 1968-1963; GM V8-283 Chev; T50; 1968; GM V8-307 Chev; T50; 1968-1963; GM V8-327 Chev; T50; 1972-1970; GM V8-350 Chev; T50; 1973-1966; GM V8-366 Chev; T50; 1973-1966; GM V8-427 Chev; T50; 1968-1966; GM V8-454 Chev; T60; 1975; GM D478 Dsl Chev; T60; 1973; GM D478 Dsl Chev; T60; 1975; GM DH478 Dsl Chev; T60; 1973-1963; GM DH478 Dsl Chev; T60; 1968-1963; GM V8-283 Chev; T60; 1978-1976; GM V8-305 Chev; T60; 1973; GM V8-307 Chev; T60; 1968; GM V8-307 Chev; T60; 1968-1963; GM V8-327 Chev; T60; 1965-1963; GM V8-348 Chev; T60; 1978-1970; GM V8-350 Chev; T60; 1978-1963; GM V8-366 Chev; T60; 1978-1966; GM V8-427 Chev; T60; 1976; GM V8-454 Chev; T60; 1968-1966; GM V8-454 Chev; T65; 1974; GM V-6 305	Chev; W6; 1980; GM V8-5.7 Chev; W6; 1980; GM V8-6.0 Chev; W7; 1980; GM V8-6.0 Chev; W7; 1980; GM V8-7.0 Chev; W70; 1968-1966; DetrDsl 6V-53 Chev; WM80; 1968-1966; GM V-6 401 Ford; E350; 1989; V8-5.8 Ford; E350; 1989; V8-7.5 Ford; F Super Duty; 1995; V8-7.3 Dsl Ford; F Super Duty; 1995; V8-7.5 Ford; F Super Duty; 1989-1988; V8-7.5 GMC; Astro; 1980-1979; Cat 3406 Dsl GMC; Astro; 1981-1979; DetrDsl 6-71 GMC; Astro; 1983-1979; DetrDsl 6V-92 GMC; Astro; 1983-1979; DetrDsl 8V-71 GMC; Astro; 1983-1979; DetrDsl 8V-92 GMC; Brigadier; 1983-1979; DetrDsl 6-71 GMC; Brigadier; 1983-1979; DetrDsl 6V-53 GMC; Brigadier; 1983-1979; DetrDsl 6V-92 GMC; Brigadier; 1981-1979; DetrDsl 8V-71 GMC; Brigadier; 1979-1980; V8-427 GMC; C5000; 1987-1985; V8-5.7 GMC; C6000; 1985-1983; DetrDsl V8-8.2 GMC; C6000; 1987-1985; V8-5.7 GMC; C6000; 1987; V8-6.0 GMC; C7000; 1985; DetrDsl V8-8.2 GMC; C7000; 1983; DetrDsl V8-8.2 GMC; C7000; 1987; V8-6.0 GMC; C7000; 1987; V8-7.0 GMC; CD6500; 1977; DetrDsl 4-53 GMC; CE4500; 1968-1967; V8-283 GMC; CE4500; 1962-1960; V8-283 GMC; CE4500; 1972-1970; V8-307 GMC; CE4500; 1968; V8-307 GMC; CE4500; 1968-1967; V8-327 GMC; CE4500; 1962; V8-327 GMC; CE4500; 1972-1960; V8-350 GMC; CE5000; 1977; V8-305 GMC; CE5000; 1973-1970; V8-307 GMC; CE5000; 1968-1960; V8-307 GMC; CE5000; 1968-1962; V8-327 GMC; CE5000; 1977-1975; V8-350 GMC; CE5000; 1973-1968; V8-350 GMC; CE5500; 1972-1970; V8-307 GMC; CE5500; 1972-1969; V8-350 GMC; CE5500; 1972-1966; V8-366 GMC; CE5500; 1972-1966; V8-427 GMC; CE5500; 1968-1966; V8-454 GMC; CE6000; 1968-1960; V8-283 GMC; CE6000; 1973-1970; V8-307 GMC; CE6000; 1968-1966; V8-307 GMC; CE6000; 1968-1960; V8-327 GMC; CE6000; 1977-1969; V8-350 GMC; CE6000; 1977-1967; V8-366
PASS. CARS	VW; Quantum; 1988-1981; L5-2.2 VW; Rabbit; 1984-1981; L4-1.7 VW; Rabbit; 1984-1983; L4-1.8 VW; Rabbit Pickup; 1983-1981; L4-1.6 Dsl VW; Rabbit Pickup; 1983-1981; L4-1.7 VW; Scirocco; 1983; L4-1.7 VW; Vanagon; 1985-1984; L4-1.9 VW; Vanagon; 1992-1986; L4-2.1 Volvo; 240; 1985-1978; L4-2.1 Volvo; 240; 1990-1982; L4-2.3 Volvo; 240; 1985-1980; L6-2.4 Dsl Volvo; 260; 1982-1980; V6-2.8 Volvo; 740; 1990-1986; L4-2.3 Volvo; 740; 1986-1983; L6-2.4 Dsl Volvo; 760; 1990-1983; V6-2.8 Volvo; 780; 1990-1987; V6-2.8 Volvo; 960; 1995-1992; L6-2.9	Chev; J70; 1977-1973; DetrDsl 6V-53 Chev; J80; 1977-1971; DetrDsl 6V-53 Chev; JE90; 1969-1966; GM V8-637 Chev; JJ70; 1971-1967; GM D637 Dsl Chev; JJ70; 1971-1967; GM DH637 Dsl Chev; JM70; 1971-1966; GM V-6 401 Chev; JM70; 1971-1966; GM V-6 432 Chev; JM70; 1971-1966; GM V-6 478 Chev; JM80; 1971-1966; GM V-6 401 Chev; JM80; 1971-1966; GM V-6 432 Chev; JM80; 1971-1966; GM V-6 478 Chev; JV70; 1972-1969; DetrDsl 6V-53 Chev; JV80; 1972-1969; DetrDsl 6V-53 Chev; L50; 1965-1963; GM V8-283 Chev; L50; 1965-1963; GM V8-327 Chev; L60; 1965-1963; GM V8-283 Chev; L60; 1965-1963; GM V8-327 Chev; M65; 1978-1973; GM V8-366 Chev; M65; 1978-1973; GM V8-427 Chev; M65; 1978-1973; GM V8-454 Chev; MB60; 1969; GM D478 Dsl Chev; MB60; 1969; GM DH478 Dsl Chev; MI90; 1971-1973; DetrDsl 6-71 Chev; P30; 1979-1967; GM L6-292 Chev; P50; 1967; GM L6-292 Chev; T40; 1967-1963; GM L6-230 Chev; T40; 1968-1963; GM L6-250 Chev; T40; 1972-1963; GM L6-292 Chev; T50; 1973; GM D478 Dsl Chev; T50; 1973-1963; GM DH478 Dsl Chev; T50; 1968-1963; GM V8-283 Chev; T50; 1968; GM V8-307 Chev; T50; 1968-1963; GM V8-327 Chev; T50; 1972-1970; GM V8-350 Chev; T50; 1973-1966; GM V8-366 Chev; T50; 1973-1966; GM V8-427 Chev; T50; 1968-1966; GM V8-454 Chev; T60; 1975; GM D478 Dsl Chev; T60; 1973; GM D478 Dsl Chev; T60; 1975; GM DH478 Dsl Chev; T60; 1973-1963; GM DH478 Dsl Chev; T60; 1968-1963; GM V8-283 Chev; T60; 1978-1976; GM V8-305 Chev; T60; 1973; GM V8-307 Chev; T60; 1968; GM V8-307 Chev; T60; 1968-1963; GM V8-327 Chev; T60; 1965-1963; GM V8-348 Chev; T60; 1978-1970; GM V8-350 Chev; T60; 1978-1963; GM V8-366 Chev; T60; 1978-1966; GM V8-427 Chev; T60; 1976; GM V8-454 Chev; T60; 1968-1966; GM V8-454 Chev; T65; 1974; GM V-6 305	Chev; W6; 1980; GM V8-5.7 Chev; W6; 1980; GM V8-6.0 Chev; W7; 1980; GM V8-6.0 Chev; W7; 1980; GM V8-7.0 Chev; W70; 1968-1966; DetrDsl 6V-53 Chev; WM80; 1968-1966; GM V-6 401 Ford; E350; 1989; V8-5.8 Ford; E350; 1989; V8-7.5 Ford; F Super Duty; 1995; V8-7.3 Dsl Ford; F Super Duty; 1995; V8-7.5 Ford; F Super Duty; 1989-1988; V8-7.5 GMC; Astro; 1980-1979; Cat 3406 Dsl GMC; Astro; 1981-1979; DetrDsl 6-71 GMC; Astro; 1983-1979; DetrDsl 6V-92 GMC; Astro; 1983-1979; DetrDsl 8V-71 GMC; Astro; 1983-1979; DetrDsl 8V-92 GMC; Brigadier; 1983-1979; DetrDsl 6-71 GMC; Brigadier; 1983-1979; DetrDsl 6V-53 GMC; Brigadier; 1983-1979; DetrDsl 6V-92 GMC; Brigadier; 1981-1979; DetrDsl 8V-71 GMC; Brigadier; 1979-1980; V8-427 GMC; C5000; 1987-1985; V8-5.7 GMC; C6000; 1985-1983; DetrDsl V8-8.2 GMC; C6000; 1987-1985; V8-5.7 GMC; C6000; 1987; V8-6.0 GMC; C7000; 1985; DetrDsl V8-8.2 GMC; C7000; 1983; DetrDsl V8-8.2 GMC; C7000; 1987; V8-6.0 GMC; C7000; 1987; V8-7.0 GMC; CD6500; 1977; DetrDsl 4-53 GMC; CE4500; 1968-1967; V8-283 GMC; CE4500; 1962-1960; V8-283 GMC; CE4500; 1972-1970; V8-307 GMC; CE4500; 1968; V8-307 GMC; CE4500; 1968-1967; V8-327 GMC; CE4500; 1962; V8-327 GMC; CE4500; 1972-1960; V8-350 GMC; CE5000; 1977; V8-305 GMC; CE5000; 1973-197	

Numerical Listing - Power Steering Hose Assemblies and End Fittings

81206 - Continued

GMC; CE6000; 1977-1967; V8-427
 GMC; CE6000; 1977-1973; V8-454
 GMC; CE6000; 1968-1967; V8-454
 GMC; CE6500; 1977-1973; V8-366
 GMC; CE6500; 1977-1973; V8-427
 GMC; CE6500; 1977-1966; V8-454
 GMC; CG5500; 1972-1970; GMC D478 Dsl
 GMC; CG5500; 1972-1970; GMC DH478 Dsl
 GMC; CG6000; 1975-1973; GMC D478 Dsl
 GMC; CG6000; 1975-1973; GMC DH478 Dsl
 GMC; CH9500; 1970-1966; DetrDsl 8V-71
 GMC; CI9500; 1971-1966; DetrDsl 6-71N
 GMC; CM5500; 1974-1970; V-6 305
 GMC; CM5500; 1974-1970; V-6 351
 GMC; CM5500; 1974-1970; V-6 379
 GMC; CM6500; 1975-1970; V-6 305
 GMC; CM6500; 1975-1970; V-6 351
 GMC; CM6500; 1975-1970; V-6 379
 GMC; CM6500; 1974-1970; V-6 401
 GMC; CM6500; 1974-1970; V-6 432
 GMC; CM6500; 1974-1970; V-6 478
 GMC; CS4500; 1977-1967; L6-230
 GMC; CS4500; 1977-1967; L6-250
 GMC; CS5000; 1977-1967; L6-292
 GMC; CS5500; 1977-1963; L6-230
 GMC; CS5500; 1977-1963; L6-250
 GMC; CS6000; 1977-1967; L6-292
 GMC; DE9500; 1972-1967; V8-637
 GMC; EG5500; 1969-1967; GMC D478 Dsl
 GMC; EG5500; 1969-1967; GMC DH478 Dsl
 GMC; EG6500; 1969-1967; GMC D478 Dsl
 GMC; EG6500; 1969-1967; GMC DH478 Dsl
 GMC; EM4500; 1969-1967; V-6 305
 GMC; EM4500; 1969-1967; V-6 351
 GMC; EM4500; 1969-1967; V-6 379
 GMC; EM5500; 1969-1967; V-6 305
 GMC; EM5500; 1969-1967; V-6 351
 GMC; EM5500; 1969-1967; V-6 379
 GMC; EM6500; 1969-1967; V-6 305
 GMC; EM6500; 1969-1967; V-6 351
 GMC; EM6500; 1969-1967; V-6 379
 GMC; ES4500; 1969-1967; L6-230
 GMC; ES4500; 1969-1967; L6-250
 GMC; FE9500; 1972-1966; V8-637
 GMC; General; 1983-1979; DetrDsl 6-71
 GMC; General; 1983-1979; DetrDsl 6V-92
 GMC; General; 1983-1979; DetrDsl 8V-71
 GMC; General; 1983-1979; DetrDsl 8V-92
 GMC; HE9500; 1972-1966; V8-637
 GMC; HI9500; 1966; DetrDsl 6-71
 GMC; HI9500; 1972-1966; DetrDsl 6-71N
 GMC; HJ7500; 1969-1967; GMC D637 Dsl
 GMC; HJ7500; 1969-1967; GMC DH637 Dsl
 GMC; HJ9500; 1969-1966; GMC D637 Dsl
 GMC; HJ9500; 1969-1966; GMC DH637 Dsl
 GMC; HM7500; 1971-1966; V-6 305
 GMC; HM7500; 1971-1966; V-6 351
 GMC; HM7500; 1971-1966; V-6 379
 GMC; HM7500; 1971-1966; V-6 401
 GMC; HM7500; 1971-1966; V-6 432
 GMC; HM7500; 1971-1966; V-6 478
 GMC; HM8500; 1970-1966; V-6 305
 GMC; HM8500; 1970-1966; V-6 351
 GMC; HM8500; 1970-1966; V-6 379
 GMC; HM8500; 1971-1966; V-6 401
 GMC; HM8500; 1971-1966; V-6 432
 GMC; HM8500; 1971-1966; V-6 478
 GMC; JE9500; 1972-1966; V8-637
 GMC; JI9500; 1969-1968; DetrDsl 6-71
 GMC; JI9500; 1972-1966; DetrDsl 6-71N
 GMC; JJ7500; 1969-1967; GMC D637 Dsl
 GMC; JJ7500; 1969-1967; GMC DH637 Dsl
 GMC; JJ9500; 1969-1966; GMC D637 Dsl
 GMC; JJ9500; 1969-1966; GMC DH637 Dsl
 GMC; JM7500; 1970-1966; V-6 305
 GMC; JM7500; 1970-1966; V-6 351
 GMC; JM7500; 1970-1966; V-6 379
 GMC; JM7500; 1971-1966; V-6 401
 GMC; JM7500; 1971-1966; V-6 432
 GMC; JM7500; 1971-1966; V-6 478
 GMC; JM8500; 1971-1966; V-6 401
 GMC; JM8500; 1971-1966; V-6 432

81206 - Continued

GMC; JM8500; 1971-1966; V-6 478
 GMC; JN7500; 1968-1966; DetrDsl 6V-53
 GMC; JN8500; 1968-1966; DetrDsl 6V-53
 GMC; JN8500; 1966; DetrDsl 6V-53N
 GMC; JN8500; 1966; DetrDsl 6V-53T
 GMC; M6500; 1978; V8-366
 GMC; M6500; 1978; V8-427
 GMC; M6500; 1978-1973; V8-454
 GMC; ME6500; 1977-1973; V8-427
 GMC; ME6500; 1977-1970; V8-454
 GMC; ME9500; 1968-1966; V8-637
 GMC; MI9500; 1972-1966; DetrDsl 6-71N
 GMC; MM6500; 1974-1970; V-6 401
 GMC; MM6500; 1974-1970; V-6 432
 GMC; MM6500; 1974-1970; V-6 478
 GMC; P3500; 1979-1978; L6-292
 GMC; T6000; 1966-1963; V8-283
 GMC; T6000; 1973; V8-307
 GMC; T6000; 1966-1963; V8-327
 GMC; T6000; 1978-1973; V8-350
 GMC; T6000; 1978-1966; V8-366
 GMC; T6000; 1978-1966; V8-427
 GMC; T6000; 1969-1966; V8-454
 GMC; T6500; 1978; V8-366
 GMC; T6500; 1978; V8-427
 GMC; TE5500; 1968-1963; V8-283
 GMC; TE5500; 1968; V8-307
 GMC; TE5500; 1968-1963; V8-327
 GMC; TE5500; 1972-1970; V8-350
 GMC; TE5500; 1977-1966; V8-366
 GMC; TE5500; 1968-1966; V8-454
 GMC; TE6500; 1968-1966; V8-454
 GMC; TE9500; 1968; V8-637
 GMC; TG5500; 1975-1972; GMC D478 Dsl
 GMC; TG5500; 1969-1967; GMC D478 Dsl
 GMC; TG5500; 1975-1972; GMC DH478 Dsl
 GMC; TG5500; 1969-1967; GMC DH478 Dsl
 GMC; TG6000; 1975-1972; GMC D478 Dsl
 GMC; TG6000; 1969-1967; GMC D478 Dsl
 GMC; TG6000; 1975-1972; GMC DH478 Dsl
 GMC; TG6000; 1969-1967; GMC DH478 Dsl
 GMC; TG6500; 1974-1972; GMC D478 Dsl
 GMC; TG6500; 1974-1972; GMC DH478 Dsl
 GMC; TM5500; 1974-1970; V-6 305
 GMC; TM5500; 1974-1970; V-6 351
 GMC; TM5500; 1974-1970; V-6 379
 GMC; TM6000; 1974-1970; V-6 305
 GMC; TM6000; 1974-1970; V-6 351
 GMC; TM6000; 1974-1970; V-6 379
 GMC; TM6500; 1974-1970; V-6 305
 GMC; TM6500; 1974-1970; V-6 351
 GMC; TM6500; 1974-1970; V-6 379
 GMC; TM7500; 1968-1966; V-6 305
 GMC; TM7500; 1968-1966; V-6 351
 GMC; TM7500; 1968-1966; V-6 379
 GMC; TM7500; 1968-1966; V-6 401
 GMC; TM7500; 1968-1966; V-6 432
 GMC; TM7500; 1968-1966; V-6 478
 GMC; TM8500; 1968-1966; V-6 401
 GMC; TM8500; 1968-1966; V-6 432
 GMC; TM8500; 1968-1966; V-6 478
 GMC; TS5500; 1972-1963; L6-292
 GMC; TV7500; 1977-1966; DetrDsl 6V-53
 GMC; WE9500; 1972; V8-637
 GMC; WM7500; 1968-1966; V-6 401
 GMC; WM7500; 1968-1966; V-6 432
 GMC; WM7500; 1968-1966; V-6 478
 GMC; WM8500; 1968-1966; V-6 401
 GMC; WM8500; 1968-1966; V-6 432
 GMC; WM8500; 1968-1970; V-6 478
 GMC; WV7500; 1967-1966; DetrDsl 6V-53
 Chev; B7; 1973-1969; GM V8-350
 Chev; B7; 1973-1969; GM V8-366
 Chev; B7; 1973-1969; GM V8-427
 Chev; B7; 1973-1969; GM V8-454
 Chev; B60 B6P; 1973-1969; GM V8-350
 Chev; B60 B6P; 1973-1969; GM V8-366
 Chev; B60 B6P; 1973-1969; GM V8-427
 Chev; B60 B6P; 1973-1969; GM V8-454
 Chev; S40; 1977-1973; GM L6-230
 Chev; S40; 1977-1973; GM L6-250
 Chev; S40; 1978-1975; GM L6-292

81206 - Continued

Chev; S40; 1978-1975; GM V8-350
 Chev; S50; 1978-1975; GM L6-292
 Chev; S50; 1978-1975; GM V8-350
 Chev; S50; 1978-1975; GM V8-366
 Chev; S60 B6P; 1978-1973; GM L6-292
 Chev; S60 B6P; 1978-1973; GM V-6 305
 Chev; S60 B6P; 1978-1973; GM V-6 351
 Chev; S60 B6P; 1978-1973; GM V-6 379
 Chev; S60 B6P; 1978-1969; GM V8-350
 Chev; S60 B6P; 1978-1969; GM V8-366
 Chev; S65; 1978-1973; GM V-6 305
 Chev; S65; 1978-1973; GM V-6 351
 Chev; S65; 1978-1973; GM V-6 379
 Chev; S65; 1978-1973; GM V-6 401
 Chev; S65; 1978-1973; GM V-6 432
 Chev; S65; 1978-1973; GM V-6 478
 Chev; S65; 1978-1975; GM V8-366
 GMC; B6000 B6P; 1979; V8-350
 GMC; B6000 B6P; 1982-1979; V8-5.7
 GMC; B6000 B6P; 1982-1979; V8-6.0
 GMC; B6000 B6P; 1982-1979; V8-7.0
 GMC; S5000; 1974-1973; L6-230
 GMC; SE6000; 1978-1975; V8-307
 GMC; SE6000; 1978-1975; V8-350
 GMC; SE6000; 1978-1975; V8-366
 GMC; SE6000; 1978-1975; V8-427
 GMC; SE6000; 1978-1970; V8-454
 GMC; SG5500; 1974-1970; GMC DH478 Dsl
 GMC; SG6000; 1975-1970; GMC D478 Dsl
 GMC; SG6000; 1975-1970; GMC DH478 Dsl
 GMC; SM5500; 1975-1973; V-6 305
 GMC; SM5500; 1975-1973; V-6 351
 GMC; SM5500; 1975-1973; V-6 379
 GMC; SM6500; 1975-1973; V-6 305
 GMC; SM6500; 1975-1973; V-6 351
 GMC; SM6500; 1975-1973; V-6 379
 GMC; SS4500; 1977-1973; L6-230
 GMC; SS4500; 1977-1973; L6-250
 GMC; SS6000; 1978-1994; L6-292

81352

Buick; Century; 1986-1982; L4-2.5
 Buick; Century; 1989-1987; V6-2.8
 Buick; Century; 1995-1985; V6-3.1
 Buick; Century; 1981-1980; V6-3.8
 Buick; Century; 1982-1980; V6-4.3 Dsl
 Buick; Century; 1980-1981; V8-5.0
 Buick; Century; 1981; V8-5.7 Dsl
 Buick; Electra; 1986-1980; V6-3.8
 Buick; Electra; 1985; V6-4.3 Dsl
 Buick; Electra; 1980; V8-4.9
 Buick; Electra; 1989-1981; V8-5.0
 Buick; Electra; 1985-1977; V8-5.7 Dsl
 Buick; Estate Wagon; 1973-1972; V8-350
 Buick; Estate Wagon; 1979-1971; V8-403
 Buick; Lesabre; 1986; V6-3.0
 Buick; Lesabre; 1995-1991; V6-3.8
 Buick; Lesabre; 1986-1980; V6-3.8
 Buick; Lesabre; 1984-1980; V6-4.1
 Buick; Lesabre; 1982-1980; V8-4.4 (Canada)
 Buick; Lesabre; 1990-1980; V8-5.0
 Buick; Lesabre; 1985-1980; V8-5.7 Dsl
 Buick; Lesabre; 1971-1970; V8-455
 Buick; Park Ave.; 1995-1991; V6-3.8
 Buick; Regal; 1989-1988; V6-2.8
 Buick; Regal; 1995-1989; V6-3.1
 Buick; Regal; 1995-1994; V6-3.8
 Buick; Regal; 1991-1990; V6-3.8
 Buick; Regal; 1987-1980; V6-3.8
 Buick; Regal; 1984-1982; V6-4.1
 Buick; Regal; 1985-1980; V6-4.3 Dsl
 Buick; Regal; 1982-1980; V8-4.4 (Canada)
 Buick; Regal; 1987-1986; V8-5.0
 Buick; Regal; 1980; V8-5.0
 Buick; Regal; 1985-1982; V8-5.0 (Canada)
 Buick; Regal; 1985; V8-5.7 Dsl
 Buick; Regal; 1983-1981; V8-5.7 Dsl
 Buick; Riviera; 1985-1980; V6-3.8
 Buick; Riviera; 1984-1981; V6-4.1
 Buick; Riviera; 1985-1980; V8-5.0
 Buick; Riviera; 1980; V8-5.7

SYSTEM
PUMP &
GEAR
IDENT.

SYSTEM &
COM-
PONENT
IDENT.

PASS.
CARS

LIGHT
TRUCKS

MEDIUM/
HEAVY
TRUCKS

BUSES

HOSE
NUMER-
ICAL

REPAIR
KITS

KIT
NUMER-
ICAL

ILLUST-
RATIONS

Numerical Listing - Power Steering Hose Assemblies and End Fittings

	81352 - Continued	81352 - Continued	81352 - Continued
SYSTEM PUMP & GEAR IDENT.	Buick; Riviera; 1985-1981; V8-5.7 Dsl Buick; Skyhawk; 1986-1982; L4-1.8 Buick; Skyhawk; 1989; L4-2.0 Buick; Skyhawk; 1987-1982; L4-2.0 Buick; Skyhawk; 1980; V6-3.8 Buick; Skylark; 1987-1980; L4-2.5 Buick; Skylark; 1988-1986; V6-3.0 Buick; Skylark; 1994; V6-3.1 Buick; Skylark; 1992-1989; V6-3.3 Buick; Somerset; 1987-1985; L4-2.5 Buick; Somerset Regal; 1985; V6-3.0 Cad; Allante; 1993; V8-4.6 Cad; Brougham; 1990-1987; V8-5.0 Cad; Cimarron; 1982; L4-1.8 Cad; Cimarron; 1986-1983; L4-2.0 Cad; Cimarron; 1988-1985; V6-2.8 Cad; Deville; 1982-1980; V6-4.1 Cad; Deville; 1985-1982; V6-4.3 Dsl Cad; Deville; 1995-1991; V8-4.6 Cad; Deville; 1984-1980; V8-5.7 Dsl Cad; Eldorado; 1982-1981; V6-4.1 Cad; Eldorado; 1985-1982; V8-4.1 Cad; Eldorado; 1995-1993; V8-4.6 Cad; Eldorado; 1993; V8-4.9 Cad; Eldorado; 1980; V8-5.7 Cad; Eldorado; 1985-1980; V8-5.7 Dsl Cad; Fleetwood; 1982-1980; V6-4.1 Cad; Fleetwood; 1985-1982; V6-4.3 Dsl Cad; Fleetwood; 1992-1991; V8-4.9 Cad; Fleetwood; 1986-1980; V8-5.0 Cad; Fleetwood; 1984-1980; V8-6.0 Cad; Seville; 1982-1981; V6-4.1 Cad; Seville; 1985-1982; V8-4.1 Cad; Seville; 1995-1993; V8-4.6 Cad; Seville; 1993; V8-4.9 Cad; Seville; 1980; V8-5.7 Cad; Seville; 1985-1980; V8-5.7 Dsl Cad; Sixty Special; 1993; V8-4.9 Chev; Astro; 1990-1985; L4-2.5 Chev; Astro; 1995-1986; V6-4.3 Chev; BelAir; 1981-1980; V6-3.8 (Canada) Chev; Beretta; 1989-1987; L4-2.0 Chev; Beretta; 1995-1994; L4-2.2 Chev; Beretta; 1991-1987; L4-2.2 Chev; Beretta; 1995-1990; V6-3.1 Chev; Blazer; 1982-1980; L6-4.1 Chev; Blazer; 1995; V6-4.3 Chev; Blazer; 1982-1980; V8-5.0 Chev; Blazer; 1982-1980; V8-5.7 Chev; Blazer; 1982; V8-6.2 Dsl Chev; Blazer Compact; 1984-1983; L4-1.9 Chev; Blazer Compact; 1988-1985; L4-2.5 Chev; Blazer Compact; 1989-1983; V6-2.8 Chev; Blazer Full Size; 1991-1994; V8-6.2 Dsl Chev; C&K Pickup; 1984-1980; L6-4.1 Chev; C&K Pickup; 1986-1980; L6-4.8 Chev; C&K Pickup; 1995-1988; V6-4.3 Chev; C&K Pickup; 1986-1985; V6-4.3 Chev; C&K Pickup; 1995-1988; V8-5.0 Chev; C&K Pickup; 1986-1980; V8-5.0 Chev; C&K Pickup; 1995-1988; V8-5.7 Chev; C&K Pickup; 1986-1980; V8-5.7 Chev; C&K Pickup; 1993-1988; V8-6.2 Dsl Chev; C&K Pickup; 1986-1982; V8-6.2 Dsl Chev; C&K Pickup; 1995-1992; V8-6.5 Dsl Chev; C&K Pickup; 1980-1981; V8-6.6 Chev; C&K Pickup; 1995-1988; V8-7.4 Chev; C&K Pickup; 1986-1980; V8-7.4 Chev; Camaro; 1986-1982; L4-2.5 Chev; Camaro; 1989-1982; V6-2.8 Chev; Camaro; 1992-1990; V6-3.1 Chev; Camaro; 1981-1980; V6-3.8 Chev; Camaro; 1992-1980; V8-5.0 Chev; Camaro; 1992-1987; V8-5.7 Chev; Camaro; 1981-1980; V8-5.7 Chev; Caprice; 1984-1980; V6-3.8 Chev; Caprice; 1985; V6-3.8 (Canada) Chev; Caprice; 1988-1985; V6-4.3 Chev; Caprice; 1982-1980; V8-4.4 Chev; Caprice; 1993-1980; V8-5.0 Chev; Caprice; 1993-1990; V8-5.7 Chev; Caprice; 1988-1986; V8-5.7	Chev; Caprice; 1982; V8-5.7 Chev; Caprice; 1980; V8-5.7 Chev; Caprice; 1985-1980; V8-5.7 Dsl Chev; Cavalier; 1982; L4-1.8 Chev; Cavalier; 1987-1983; L4-2.0 Chev; Cavalier; 1989-1985; V6-2.8 Chev; Cavalier; 1992-1990; V6-3.1 Chev; Celebrity; 1985-1982; L4-2.5 Chev; Celebrity; 1989-1987; V6-2.8 Chev; Celebrity; 1985; V6-2.8 Chev; Celebrity; 1990; V6-3.1 Chev; Chevette; 1987-1981; L4-1.6 Chev; Chevette; 1986-1981; L4-1.8 Dsl Chev; Citation; 1985-1980; L4-2.5 Chev; Citation; 1985; V6-2.8 Chev; Citation; 1981-1980; V6-2.8 Chev; Corsica; 1989-1987; L4-2.0 Chev; Corsica; 1995-1994; L4-2.2 Chev; Corsica; 1991-1987; L4-2.2 Chev; Corsica; 1995-1990; V6-3.1 Chev; Corvette; 1980; V8-5.0 Chev; Corvette; 1995-1990; V8-5.7 Chev; Corvette; 1987-1984; V8-5.7 Chev; Corvette; 1982-1980; V8-5.7 Chev; El Camino; 1984-1980; V6-3.8 Chev; El Camino; 1987-1985; V6-4.3 Chev; El Camino; 1982-1980; V8-4.4 Chev; El Camino; 1987-1980; V8-5.0 Chev; El Camino; 1984-1985; V8-5.7 Dsl Chev; G Van; 1995-1980; V8-5.0 Chev; G Van; 1995-1980; V8-5.7 Chev; G Van; 1993-1983; V8-6.2 Dsl Chev; G Van; 1995-1994; V8-6.5 Dsl Chev; G Van; 1980; V8-6.6 Chev; G Van; 1995-1988; V8-7.4 Chev; Impala; 1984-1980; V6-3.8 Chev; Impala; 1985; V6-3.8 (Canada) Chev; Impala; 1985; V6-4.3 Chev; Impala; 1982-1980; V8-4.4 Chev; Impala; 1985-1980; V8-5.0 Chev; Impala; 1985-1980; V8-5.7 Chev; Impala; 1985-1980; V8-5.7 Dsl Chev; Lumina; 1993-1990; L4-2.2 Chev; Lumina; 1995-1990; V6-3.1 Chev; Lumina; 1995-1991; V6-3.4 Chev; Lumina APV; 1995-1990; V6-3.1 Chev; Lumina APV; 1995-1992; V6-3.8 Chev; Luv Pickup; 1982-1981; L4-1.8 Chev; Malibu; 1983-1980; V6-3.8 Chev; Malibu; 1983-1982; V6-4.3 Dsl Chev; Malibu; 1982-1980; V8-4.4 Chev; Malibu; 1983-1980; V8-5.0 Chev; Malibu; 1983-1982; V8-5.7 Dsl Chev; Monte Carlo; 1995; V6-3.1 Chev; Monte Carlo; 1995-1980; V6-3.4 Chev; Monte Carlo; 1987-1985; V6-3.8 (Canada) Chev; Monte Carlo; 1988-1985; V6-4.3 Chev; Monte Carlo; 1983-1982; V6-4.3 Dsl Chev; Monte Carlo; 1982-1980; V8-4.4 Chev; Monte Carlo; 1988-1980; V8-5.0 Chev; Monte Carlo; 1984-1982; V8-5.7 Dsl Chev; Monza; 1980; L4-2.5 Chev; Monza; 1980; V6-3.8 Chev; Nova; 1988-1985; L4-1.6 Chev; P Van; 1991-1989; L4-3.9 Dsl Chev; P Van; 1989-1980; L6-4.8 Chev; P Van; 1995-1990; V6-4.3 Chev; P Van; 1995-1980; V8-5.7 Chev; P Van; 1993-1982; V8-6.2 Dsl Chev; P Van; 1995-1990; V8-6.5 Dsl Chev; R&V Pickup; 1988-1987; L6-4.8 Chev; R&V Pickup; 1987; V6-4.3 Chev; R&V Pickup; 1987; V8-5.0 Chev; R&V Pickup; 1991-1987; V8-5.7 Chev; R&V Pickup; 1991-1987; V8-6.2 Dsl Chev; R&V Pickup; 1991-1987; V8-7.4 Chev; S Pickup; 1985-1982; L4-1.9 Chev; S Pickup; 1984-1983; L4-2.0 Chev; S Pickup; 1995-1994; L4-2.2 Chev; S Pickup; 1985-1983; L4-2.2 Dsl Chev; S Pickup; 1993-1985; L4-2.5 Chev; S Pickup; 1993-1982; V6-2.8	Chev; S Pickup; 1995-1988; V6-4.3 Chev; Spectrum; 1988-1985; L4-1.5 Chev; Suburban; 1987-1981; V8-5.0 Chev; Suburban; 1995-1982; V8-5.7 Chev; Suburban; 1995-1994; V8-6.5 Dsl Chev; Suburban; 1980; V8-6.6 Chev; Suburban; 1995-1980; V8-7.4 Chev; Tahoe; 1995; V8-5.7 Chev; Tahoe; 1995; V8-6.5 Dsl Chev; Tracker; 1992-1989; L4-1.6 (Canada) Dodge; D & W Pickup; 1981; L6-3.7 Dodge; D & W Pickup; 1969-1968; L6-225 Dodge; D & W Pickup; 1968; L6-251 Dodge; D & W Pickup; 1978; V8-318 Dodge; D & W Pickup; 1969-1968; V8-318 Dodge; D & W Pickup; 1978; V8-360 Dodge; D & W Pickup; 1969-1968; V8-383 Ford; Gran Torino; 1976-1975; V8-351 Ford; Thunderbird; 1979-1978; V8-302 Ford; Thunderbird; 1978; V8-400 Ford; Torino; 1976-1975; V8-351 Geo; Metro; 1995-1989; L3-1.0 Geo; Prizm; 1995-1993; L4-1.8 Geo; Spectrum; 1989; L4-1.5 Geo; Storm; 1993-1990; L4-1.6 Geo; Storm; 1993-1992; L4-1.8 Geo; Tracker; 1995-1989; L4-1.6 GMC; C&K Pickup; 1984-1980; L6-4.1 GMC; C&K Pickup; 1986-1980; L6-4.8 GMC; C&K Pickup; 1995-1988; V6-4.3 GMC; C&K Pickup; 1986-1985; V6-4.3 GMC; C&K Pickup; 1995-1988; V8-5.0 GMC; C&K Pickup; 1986-1980; V8-5.0 GMC; C&K Pickup; 1995-1988; V8-5.7 GMC; C&K Pickup; 1986-1980; V8-5.7 GMC; C&K Pickup; 1993-1988; V8-6.2 Dsl GMC; C&K Pickup; 1986-1982; V8-6.2 Dsl GMC; C&K Pickup; 1995-1992; V8-6.5 Dsl GMC; C&K Pickup; 1980-1981; V8-6.6 GMC; C&K Pickup; 1995-1988; V8-7.4 GMC; C&K Pickup; 1986-1980; V8-7.4 GMC; Caballero; 1984-1980; V6-3.8 GMC; Caballero; 1987-1985; V6-4.3 GMC; Caballero; 1982-1980; V8-4.4 GMC; Caballero; 1987-1980; V8-5.0 GMC; Caballero; 1984-1985; V8-5.7 Dsl GMC; G Van; 1995-1980; V8-5.0 GMC; G Van; 1995-1980; V8-5.7 GMC; G Van; 1993-1983; V8-6.2 Dsl GMC; G Van; 1995-1994; V8-6.5 Dsl GMC; G Van; 1980; V8-6.6 GMC; G Van; 1995-1988; V8-7.4 GMC; Jimmy; 1982-1980; L6-4.1 GMC; Jimmy; 1995-1992; V6-4.3 GMC; Jimmy; 1982-1980; V8-5.0 GMC; Jimmy; 1982-1980; V8-5.7 GMC; Jimmy; 1982; V8-6.2 Dsl GMC; Jimmy Compact; 1984-1983; L4-1.9 GMC; Jimmy Compact; 1988-1985; L4-2.5 GMC; Jimmy Compact; 1989-1983; V6-2.8 GMC; Jimmy Compact; 1991-1983; V6-4.3 GMC; Jimmy Full Size; 1991-1983; V8-5.7 GMC; Jimmy Full Size; 1991-1983; V8-6.2 Dsl GMC; P Van; 1991-1989; L4-3.9 Dsl GMC; P Van; 1989-1980; L6-4.8 GMC; P Van; 1995-1990; V6-4.3 GMC; P Van; 1995-1980; V8-5.7 GMC; P Van; 1993-1982; V8-6.2 Dsl GMC; P Van; 1995-1980; V8-6.5 Dsl GMC; R&V Pickup; 1988-1987; L6-4.8 GMC; R&V Pickup; 1987; V6-4.3 GMC; R&V Pickup; 1987; V8-5.0 GMC; R&V Pickup; 1991-1987; V8-5.7 GMC; R&V Pickup; 1991-1987; V8-6.2 Dsl GMC; R&V Pickup; 1991-1987; V8-7.4 GMC; S Pickup; 1985-1982; L4-1.9 GMC; S Pickup; 1984-1983; L4-2.0 GMC; S Pickup; 1985-1984; L4-2.2 Dsl GMC; S Pickup; 1990-1985; L4-2.5 GMC; S Pickup; 1990-1982; V6-2.8 GMC; S Pickup; 1990-1988; V6-4.3 GMC; Safari; 1990-1985; L4-2.5
SYSTEM & COMPONENT IDENT.			
PASS. CARS			
LIGHT TRUCKS			
MEDIUM/HEAVY TRUCKS			
BUSES			
HOSE NUMERICAL			
REPAIR KITS			
KIT NUMERICAL			
ILLUSTRATIONS			

Numerical Listing - Power Steering Hose Assemblies and End Fittings

81352 - Continued

GMC; Safari; 1995-1985; V6-4.3
 GMC; Sonoma; 1995-1991; L4-2.2
 GMC; Sonoma; 1993-1991; V6-2.8
 GMC; Sonoma; 1995-1991; V6-4.3
 GMC; Suburban; 1987-1981; V8-5.0
 GMC; Suburban; 1995-1982; V8-5.7
 GMC; Suburban; 1995-1994; V8-6.5 Dsl
 GMC; Suburban; 1980; V8-6.6
 GMC; Suburban; 1995-1980; V8-7.4
 GMC; Syclone; 1992-1991; V6-4.3
 GMC; Tracker; 1991-1990; L4-1.6 (Canada)
 GMC; Typhoon; 1993-1992; V6-4.3
 GMC; Yukon; 1995-1992; V8-5.7
 GMC; Yukon; 1995-1994; V8-6.5 Dsl
 Linc; Continental; 1972; V8-460
 Olds; Achieva; 1994-1992; V6-3.1
 Olds; Bravada; 1994-1991; V6-4.3
 Olds; Calais; 1987-1985; L4-2.5
 Olds; Calais; 1987-1985; V6-3.0
 Olds; Custom Cruiser; 1990-1980; V8-5.0
 Olds; Custom Cruiser; 1980; V8-5.7
 Olds; Custom Cruiser; 1985-1980; V8-5.7 Dsl
 Olds; Custom Cruiser; 1977; V8-403
 Olds; Cutlass; 1987-1980; V6-3.8
 Olds; Cutlass; 1984-1982; V6-4.3 Dsl
 Olds; Cutlass; 1982-1980; V8-4.3
 Olds; Cutlass; 1982-1981; V8-4.4 (Canada)
 Olds; Cutlass; 1987-1982; V8-5.0
 Olds; Cutlass; 1980; V8-5.0
 Olds; Cutlass; 1980; V8-5.7
 Olds; Cutlass; 1985-1980; V8-5.7 Dsl
 Olds; Cutlass Calais; 1988; V6-3.0
 Olds; Cutlass Calais; 1991-1989; V6-3.3
 Olds; Cutlass Ciera; 1984-1982; L4-2.5
 Olds; Cutlass Ciera; 1989-1987; V6-2.8
 Olds; Cutlass Ciera; 1995-1985; V6-3.1
 Olds; Cutlass Ciera; 1982; V6-4.3 Dsl
 Olds; Cutlass Cruiser; 1994-1990; V6-3.1
 Olds; Cutlass Cruiser; 1981; V6-3.8
 Olds; Cutlass Cruiser; 1981-1980; V8-5.0
 Olds; Cutlass Supreme; 1989-1988; V6-2.8
 Olds; Cutlass Supreme; 1995-1989; V6-3.1
 Olds; Cutlass Supreme; 1995-1991; V6-3.4
 Olds; Cutlass Supreme; 1988; V8-5.0
 Olds; Delta 88; 1986; V6-3.0
 Olds; Delta 88; 1986-1980; V6-3.8
 Olds; Delta 88; 1982-1980; V8-4.3
 Olds; Delta 88; 1982-1981; V8-4.4 (Canada)
 Olds; Delta 88; 1985-1980; V8-5.0
 Olds; Delta 88; 1980; V8-5.7
 Olds; Delta 88; 1985-1980; V8-5.7 Dsl
 Olds; Eighty Eight; 1995-1990; V6-3.8
 Olds; Firenze; 1986-1985; L4-1.8
 Olds; Firenze; 1983-1982; L4-1.8
 Olds; Firenze; 1987-1983; L4-2.0
 Olds; Firenze; 1987-1985; V6-2.8
 Olds; Ninety Eight; 1995-1990; V6-3.8
 Olds; Ninety Eight; 1986-1985; V6-3.8
 Olds; Ninety Eight; 1983-1981; V6-4.1
 Olds; Ninety Eight; 1985-1980; V6-4.3 Dsl
 Olds; Ninety Eight; 1980; V8-5.7
 Olds; Ninety Eight; 1984-1980; V8-5.7 Dsl
 Olds; Omega; 1984-1980; L4-2.5
 Olds; Silhouette; 1994-1990; V6-3.1
 Olds; Silhouette; 1995-1992; V6-3.8
 Olds; Starfire; 1980; L4-2.5
 Olds; Starfire; 1980; V6-3.8
 Olds; Toronado; 1984-1981; V6-4.1
 Olds; Toronado; 1985-1980; V8-5.0
 Olds; Toronado; 1980; V8-5.7
 Olds; Toronado; 1985-1980; V8-5.7 Dsl
 Ply; Grand Voyager; 1987; L4-2.2
 Ply; Grand Voyager; 1989-1987; L4-2.5
 Ply; Grand Voyager; 1995-1990; V6-3.3
 Ply; Grand Voyager; 1995-1994; V6-3.8
 Ply; Voyager; 1987-1984; L4-2.2
 Ply; Voyager; 1990-1987; L4-2.5
 Ply; Voyager; 1987-1984; L4-2.6
 Ply; Voyager; 1990-1987; V6-3.0
 Ply; Voyager; 1993-1991; V6-3.3
 Pont; Acadian; 1986-1981; L4-1.8 Dsl (Canada)
 Pont; Bonneville; 1995-1990; V6-3.8

81352 - Continued

Pont; Bonneville; 1986-1980; V6-3.8
 Pont; Bonneville; 1982; V6-4.1
 Pont; Bonneville; 1986; V6-4.3
 Pont; Bonneville; 1981-1980; V8-4.3
 Pont; Bonneville; 1980; V8-4.9
 Pont; Bonneville; 1986-1983; V8-5.0
 Pont; Bonneville; 1981-1980; V8-5.0
 Pont; Bonneville; 1984-1980; V8-5.7 Dsl
 Pont; Catalina; 1980; V8-4.9
 Pont; Catalina; 1980; V8-5.7
 Pont; Firebird; 1986-1982; L4-2.5
 Pont; Firebird; 1989-1982; V6-2.8
 Pont; Firebird; 1992-1989; V6-3.1
 Pont; Firebird; 1981; V6-3.8
 Pont; Firebird; 1981-1980; V8-4.9
 Pont; Firebird; 1977; V8-301
 Pont; Firebird; 1992-1980; V8-5.0
 Pont; Firebird; 1992-1987; V8-5.7
 Pont; Firebird; 1977-1985; V8-403
 Pont; Grand Am; 1987-1985; V6-3.0
 Pont; Grand Am; 1994-1992; V6-3.1
 Pont; Grand Am; 1980; V8-4.9
 Pont; Grand Am; 1980; V8-5.0
 Pont; Grand Lemans; 1983-1982; V6-3.8 (Canada)
 Pont; Grand Lemans; 1982-1980; V6-4.1 (Canada)
 Pont; Grand Lemans; 1982-1980; V8-4.4 (Canada)
 Pont; Grand Lemans; 1980; V8-5.0
 Pont; Grand Lemans; 1983-1981; V8-5.0 (Canada)
 Pont; Grand Lemans; 1983-1982; V8-5.7 Dsl (Canada)
 Pont; Grand Prix; 1989-1988; V6-2.8
 Pont; Grand Prix; 1995-1989; V6-3.1
 Pont; Grand Prix; 1995-1991; V6-3.4
 Pont; Grand Prix; 1987-1980; V6-3.8
 Pont; Grand Prix; 1982; V6-4.1
 Pont; Grand Prix; 1987-1986; V6-4.3
 Pont; Grand Prix; 1981-1980; V8-4.3
 Pont; Grand Prix; 1982-1980; V8-4.4 (Canada)
 Pont; Grand Prix; 1987-1983; V8-5.0
 Pont; Grand Prix; 1980; V8-5.0
 Pont; Grand Prix; 1984-1981; V8-5.7 Dsl
 Pont; Laurentian; 1981-1980; V8-4.4 (Canada)
 Pont; Laurentian; 1980; V8-5.7 (Canada)
 Pont; Lemans; 1993-1988; L4-1.6
 Pont; Lemans; 1981-1980; V6-3.8
 Pont; Lemans; 1980-1981; V8-5.0
 Pont; Parisienne; 1984-1983; V6-3.8
 Pont; Parisienne; 1985; V6-3.8 (Canada)
 Pont; Parisienne; 1982-1980; V6-3.8 (Canada)
 Pont; Parisienne; 1986-1985; V6-4.3
 Pont; Parisienne; 1981-1980; V8-4.3 (Canada)
 Pont; Parisienne; 1986-1980; V8-5.0
 Pont; Parisienne; 1980; V8-5.7 (Canada)
 Pont; Parisienne; 1985-1980; V8-5.7 Dsl
 Pont; Phoenix; 1980; L4-2.5
 Pont; Phoenix; 1980; V6-2.8
 Pont; Safari; 1989-1985; V8-5.0
 Pont; Sunbird; 1989-1985; L4-2.0
 Pont; Sunbird; 1980; L4-2.5
 Pont; Sunbird; 1994-1980; V6-3.1
 Pont; Sunburst; 1988-1985; L4-1.5 (Canada)
 Pont; T1000; 1982-1981; L4-1.6
 Pont; Tempest; 1989-1987; L4-2.0 (Canada)
 Pont; Tempest; 1991-1987; L4-2.2 (Canada)
 Pont; Tempest; 1991-1990; V6-3.1 (Canada)
 Pont; Trans Sport; 1995-1990; V6-3.1
 Pont; Trans Sport; 1995-1992; V6-3.8
 Pont; 1000; 1987-1983; L4-1.6
 Pont; 2000; 1983; L4-1.8
 Pont; 2000; 1983-1984; L4-2.0
 Pont; 2000 Sunbird; 1984; L4-2.0
 Pont; 6000; 1989-1987; V6-2.8
 Pont; 6000; 1991-1981; V6-3.1
 Suzuki; Sidekick; 1995-1989; L4-1.6
 Toy.; Pickup; 1987; L4-2.4
 VW; Vanagon; 1983; L4-1.6 Dsl
 VW; Vanagon; 1983-1981; L4-2.0
 Chev; C50; 1982-1979; GM L6-4.8
 Chev; C50; 1979; GM V8-350
 Chev; C50; 1989-1980; GM V8-5.7
 Chev; C60; 1982-1979; GM L6-4.8
 Chev; C60; 1979; GM V8-350

81352 - Continued

Chev; C60; 1989-1979; GM V8-5.7
 Chev; C60; 1989-1979; GM V8-6.0
 Chev; C60; 1979; GM V8-454
 Chev; P30; 1995; GM V8-6.5 Dsl
 Chev; P30; 1995-1990; GM V8-7.4
 GMC; C5000; 1982-1980; L6-4.8
 GMC; C5000; 1988; V8-5.7
 GMC; C5000; 1984-1979; V8-5.7
 GMC; C5000 C5D; 1979; V8-350
 GMC; C6000; 1988-1986; DetrDsl V8-8.2
 GMC; C6000; 1982-1980; DetrDsl V8-8.2
 GMC; C6000; 1988; V8-5.7
 GMC; C6000; 1984-1980; V8-5.7
 GMC; C6000; 1988; V8-6.0
 GMC; C6000; 1986-1979; V8-6.0
 GMC; C6000 C6D; 1979; V8-350
 GMC; C6000 C6D; 1979; V8-366
 GMC; C6000 C6D; 1979; V8-427
 GMC; C6000 C6D; 1979; V8-454
 GMC; C7000; 1988-1986; DetrDsl V8-8.2
 GMC; C7000; 1982-1981; DetrDsl V8-8.2
 GMC; C7000; 1988; V8-6.0
 GMC; C7000; 1986-1980; V8-6.0
 GMC; C7000; 1988; V8-7.0
 GMC; C7000; 1986-1979; V8-7.0
 GMC; C7000 C7D; 1979; V8-427
 GMC; C7000 C7D; 1979; V8-454
 GMC; P3500; 1995; V8-6.5 Dsl

81353

Chry; Cirrus; 1995; L4-2.4
 Chry; Cirrus; 1995; V6-2.5
 Chry; Concorde; 1995-1993; V6-3.3
 Chry; Concorde; 1995-1993; V6-3.5
 Chry; Intrepid; 1995-1993; V6-3.3 (Canada)
 Chry; Intrepid; 1995-1993; V6-3.5 (Canada)
 Chry; Lebaron; 1992-1990; V6-3.0
 Chry; LHS; 1995; V6-3.5
 Chry; New Yorker; 1995-1994; V6-3.5
 Chry; TC Maserati; 1991-1990; V6-3.0
 Dodge; B Van; 1995-1990; V6-3.9
 Dodge; B Van; 1995-1990; V8-5.2
 Dodge; B Van; 1995-1990; V8-5.9
 Dodge; D & W Pickup; 1993-1989; L6-5.9 Dsl
 Dodge; D & W Pickup; 1993-1988; V6-3.9
 Dodge; D & W Pickup; 1993-1988; V8-5.2
 Dodge; D & W Pickup; 1993-1988; V8-5.9
 Dodge; Dakota; 1988-1987; L4-2.2
 Dodge; Dakota; 1995-1989; L4-2.5
 Dodge; Dakota; 1995-1987; V6-3.9
 Dodge; Dakota; 1995-1989; V8-5.2
 Dodge; Intrepid; 1995-1993; V6-3.3
 Dodge; Intrepid; 1995-1991; V6-3.5
 Dodge; Neon; 1995; L4-2.0
 Dodge; Ram Pickup; 1995-1988; L6-5.9 Dsl
 Dodge; Ramcharger; 1993-1988; V8-5.9
 Dodge; Stratus; 1995; L4-2.0
 Dodge; Stratus; 1995; L4-2.4
 Dodge; Stratus; 1995; V6-2.5
 Dodge; Viper; 1995-1992; V10-8.0
 Eagle; Premier; 1992-1991; V6-3.0
 Eagle; Vision; 1995-1993; V6-3.3
 Eagle; Vision; 1995-1993; V6-3.5
 Jeep; Grand Cherokee; 1995-1993; L6-4.0
 Jeep; Grand Cherokee; 1995-1993; V8-5.2
 Jeep; Grand Wagoneer; 1993; V8-5.2
 Ply; Neon; 1995; L4-2.0

81354

Acura; Integra; 1989-1986; L4-1.6
 Acura; Legend; 1990-1987; V6-2.7
 BMW; 318i; 1991; L4-1.8
 BMW; 318i; 1985-1984; L4-1.8
 BMW; 325; 1988-1984; L6-2.7
 BMW; 528E; 1988-1982; L6-2.7
 BMW; 633CSI; 1984-1978; L6-3.2
 BMW; 635CSI; 1987-1978; L6-3.5
 BMW; 735i; 1987-1985; L6-3.5
 Chev; Spectrum; 1988-1985; L4-1.5
 Chry; Conquest; 1989-1987; L4-2.6

SYSTEM
PUMP &
GEAR
IDENT.

SYSTEM &
COM-
PONENT
IDENT.

PASS.
CARS

LIGHT
TRUCKS

MEDIUM/
HEAVY
TRUCKS

BUSES

HOSE
NUMER-
ICAL

REPAIR
KITS

KIT
NUMER-
ICAL

ILLUSTRATIONS

Numerical Listing - Power Steering Hose Assemblies and End Fittings

	81354 - Continued	81354 - Continued	81354 - Continued	
SYSTEM PUMP & GEAR IDENT.	Dodge; Colt; 1989-1985; L4-1.5 Dodge; Colt; 1989-1985; L4-1.6 Dodge; Colt; 1991-1986; L4-2.0 Dodge; Conquest; 1986-1984; L4-2.6 Dodge; D50 Pickup; 1980-1979; L4-2.0 Dodge; Ram 50 Pickup; 1989-1981; L4-2.0 Dodge; Ram 50 Pickup; 1985-1983; L4-2.3 Dsl Dodge; Ram 50 Pickup; 1989-1981; L4-2.6 Eagle; Medallion; 1989; L4-2.2 Eagle; Summit; 1989; L4-1.6 Eagle; Vista; 1989; L4-1.5 (Canada) Eagle; Vista; 1989; L4-1.6 (Canada) Ford; F Pickup; 1995-1990; V8-7.3 Dsl Ford; F Pickup; 1995-1990; V8-7.5 Honda; Accord; 1989-1985; L4-2.0 Honda; Civic; 1987-1985; L4-1.5 Honda; Passport; 1995-1994; L4-2.6 Isuzu; Amigo; 1993-1989; L4-2.3 Isuzu; Amigo; 1994-1989; L4-2.6 Isuzu; I-Mark; 1989-1985; L4-1.5 Isuzu; I-Mark; 1989; L4-1.6 Isuzu; I-Mark; 1985; L4-1.8 Isuzu; Impulse; 1992-1990; L4-1.6 Isuzu; Impulse; 1987-1985; L4-1.9 Isuzu; Pickup; 1995-1988; L4-2.3 Isuzu; Pickup; 1995-1988; L4-2.6 Isuzu; Rodeo; 1995-1993; L4-2.6 Isuzu; Stylus; 1993-1991; L4-1.6 Isuzu; Trooper; 1991-1990; L4-2.6 Isuzu; Trooper II; 1987-1986; L4-2.3 Isuzu; Trooper II; 1989-1988; L4-2.6	81354 - Continued	81354 - Continued	81354 - Continued
SYSTEM & COMPONENT IDENT.	Mits; Cordia; 1988-1983; L4-1.8 Mits; Cordia; 1988-1984; L4-2.0 Mits; Galant; 1993-1989; L4-2.0 Mits; Galant; 1987-1985; L4-2.4 Mits; Mirage; 1992-1991; L4-1.6 Mits; Mirage; 1989-1985; L4-1.6 Mits; Pickup; 1989-1983; L4-2.0 Mits; Pickup; 1985-1983; L4-2.3 Dsl Mits; Pickup; 1989-1983; L4-2.6 Mits; Starion; 1989-1983; L4-2.6 Mits; Tredia; 1988-1983; L4-1.8 Mits; Tredia; 1988-1984; L4-2.0 Mits; Van; 1990-1987; L4-2.4 Niss; Stanza; 1986-1982; L4-2.0 Peug; 505; 1987-1982; L4-2.0 Peug; 505; 1980; L4-2.0 Peug; 505; 1990-1987; L4-2.2 Peug; 505; 1989-1987; V6-2.8 Ply; Arrow Pickup; 1982-1980; L4-2.0 Ply; Arrow Pickup; 1982-1980; L4-2.6 Ply; Colt; 1989-1985; L4-1.5 Ply; Colt; 1989-1985; L4-1.6 Ply; Colt; 1991-1984; L4-2.0 Toy.; Corolla; 1987-1984; L4-1.6 Chev; Bison; 1980-1979; Cat 3406 Dsl Chev; Bruin; 1979-1980; GM V8-427 Chev; C70; 1980-1979; Cat 3208 Dsl Chev; C70; 1979-1980; GM V8-366 Chev; H70; 1977-1971; Dsl 6V-53 Chev; HE90; 1969-1966; GM V8-637 Chev; HJ70; 1971-1969; GM D637 Dsl Chev; HJ70; 1967; GM D637 Dsl Chev; HJ70; 1971-1969; GM DH637 Dsl Chev; HJ70; 1967; GM DH637 Dsl Chev; HM70; 1971-1967; GM V-6 401 Chev; HM70; 1971-1967; GM V-6 432 Chev; HM70; 1971-1967; GM V-6 478 Chev; HM80; 1971-1967; GM V-6 401 Chev; HM80; 1971-1967; GM V-6 432 Chev; HM80; 1971-1967; GM V-6 478 Chev; HV70; 1972-1969; Dsl 6V-53 Chev; J70; 1977-1973; Dsl 6V-53 Chev; J80; 1977-1971; Dsl 6V-53 Chev; JE90; 1969-1966; GM V8-637 Chev; JJ70; 1971-1967; GM D637 Dsl Chev; JJ70; 1971-1967; GM DH637 Dsl Chev; JM70; 1971-1966; GM V-6 401 Chev; JM70; 1971-1966; GM V-6 432 Chev; JM70; 1971-1966; GM V-6 478 Chev; JM80; 1971-1966; GM V-6 401	81354 - Continued	81354 - Continued	81355
PASS. CARS	Chev; JM80; 1971-1966; GM V-6 432 Chev; JM80; 1971-1966; GM V-6 478 Chev; JV70; 1972-1969; Dsl 6V-53 Chev; JV80; 1972-1969; Dsl 6V-53 Chev; MI90; 1971-1966; Dsl 6-71 Chev; TE90; 1970; GM V8-637 Chev; Titan; 1980-1979; Cat 3406 Dsl Chev; TM70; 1968-1966; GM V-6 401 Chev; U80; 1966; Dsl 6V-53 Chev; W70; 1968-1966; Dsl 6V-53 Chev; WM80; 1968-1966; GM V-6 401 GMC; Astro; 1980-1979; Cat 3406 Dsl GMC; Astro; 1981-1979; Dsl 6-71 GMC; Astro; 1983-1979; Dsl 6V-92 GMC; Astro; 1983-1979; Dsl 8V-71 GMC; Astro; 1983-1979; Dsl 8V-92 GMC; Brigadier; 1983-1979; Dsl 6-71 GMC; Brigadier; 1983-1979; Dsl 6V-53 GMC; Brigadier; 1983-1979; Dsl 6V-92 GMC; Brigadier; 1981-1979; Dsl 8V-71 GMC; Brigadier; 1979-1980; V8-427 GMC; CE9500; 1972-1966; V8-637 GMC; CH9500; 1970-1966; Dsl 8V-71 GMC; CI9500; 1971-1966; Dsl 6-71N GMC; DE9500; 1972-1966; V8-637 GMC; FE9500; 1972-1966; V8-637 GMC; General; 1983-1979; Dsl 6-71 GMC; General; 1983-1979; Dsl 6V-92 GMC; General; 1983-1979; Dsl 8V-71 GMC; General; 1983-1979; Dsl 8V-92 GMC; HE9500; 1972-1966; V8-637 GMC; HI9500; 1966; Dsl 6-71 GMC; HI9500; 1972-1966; Dsl 6-71N GMC; HJ7500; 1969-1967; GMC D637 Dsl GMC; HJ7500; 1969-1967; GMC DH637 Dsl GMC; HJ9500; 1969-1966; GMC D637 Dsl GMC; HJ9500; 1969-1966; GMC DH637 Dsl GMC; HM7500; 1971-1966; V-6 305 GMC; HM7500; 1971-1966; V-6 351 GMC; HM7500; 1971-1966; V-6 379 GMC; HM7500; 1971-1966; V-6 401 GMC; HM7500; 1971-1966; V-6 432 GMC; HM7500; 1971-1966; V-6 478 GMC; HM8500; 1970-1966; V-6 305 GMC; HM8500; 1970-1966; V-6 351 GMC; HM8500; 1970-1966; V-6 379 GMC; HM8500; 1971-1966; V-6 401 GMC; HM8500; 1971-1966; V-6 432 GMC; HM8500; 1971-1966; V-6 478 GMC; JE9500; 1972-1966; V8-637 GMC; JI9500; 1969-1968; Dsl 6-71 GMC; JI9500; 1972-1966; Dsl 6-71N GMC; JJ7500; 1969-1967; GMC D637 Dsl GMC; JJ7500; 1969-1967; GMC DH637 Dsl GMC; JJ9500; 1969-1966; GMC D637 Dsl GMC; JJ9500; 1969-1966; GMC DH637 Dsl GMC; JM7500; 1970-1966; V-6 305 GMC; JM7500; 1970-1966; V-6 351 GMC; JM7500; 1970-1966; V-6 379 GMC; JM7500; 1971-1966; V-6 401 GMC; JM7500; 1971-1966; V-6 432 GMC; JM7500; 1971-1966; V-6 478 GMC; JM8500; 1971-1966; V-6 401 GMC; JM8500; 1971-1966; V-6 432 GMC; JM8500; 1971-1966; V-6 478 GMC; JN7500; 1968-1966; Dsl 6V-53 GMC; JN8500; 1968-1966; Dsl 6V-53 GMC; JN8500; 1966; Dsl 6V-53N GMC; JN8500; 1966; Dsl 6V-53T GMC; ME9500; 1972-1970; V8-637 GMC; ME9500; 1968-1966; V8-637 GMC; MI9500; 1972-1966; Dsl 6-71N GMC; TE9500; 1968; V8-637 GMC; TM7500; 1968-1966; V-6 305 GMC; TM7500; 1968-1966; V-6 351 GMC; TM7500; 1968-1966; V-6 379 GMC; TM7500; 1968-1966; V-6 401 GMC; TM7500; 1968-1966; V-6 432 GMC; TM7500; 1968-1966; V-6 478 GMC; TM8500; 1968-1966; V-6 401 GMC; TM8500; 1968-1966; V-6 432 GMC; TM8500; 1968-1966; V-6 478	81354 - Continued	81354 - Continued	81355
LIGHT TRUCKS	Chev; Tracker; 1992-1989; L4-1.6 (Canada) Chry; Dynasty; 1993-1991; V6-3.3 (Canada) Chry; Imperial; 1958-1957; V8-392 Chry; Imperial; 1965-1959; V8-413 Chry; Imperial; 1966; V8-440 Chry; Lebaron; 1958-1957; V8-392 Chry; Lebaron; 1965-1959; V8-413 Chry; Lebaron; 1966; V8-440 Chry; New Yorker; 1966; V8-383 Chry; New Yorker; 1958-1957; V8-392 Chry; New Yorker; 1965-1959; V8-413 Chry; New Yorker; 1966; V8-440 Chry; Newport; 1964-1961; V8-361 Chry; Newport; 1966; V8-383 Chry; Saratoga; 1958-1957; V8-354 Chry; Saratoga; 1960-1957; V8-383 Chry; Windsor; 1961-1959; V8-383 Chry; 300; 1955-1956; V8-331 Chry; 300; 1966-1962; V8-383 Chry; 300; 1958-1957; V8-392 Chry; 300; 1965-1959; V8-413 Chry; 300; 1966; V8-440 Dodge; B Van; 1987-1980; L6-3.7 Dodge; B Van; 1989-1980; V6-3.9 Dodge; B Van; 1989-1980; V8-5.9 Dodge; Caravan; 1995-1990; V6-3.3 Dodge; CB Van; 1980; V8-5.2 Dodge; CB Van; 1980; V8-5.9 Dodge; Charger; 1966; V8-273 Dodge; Charger; 1966; V8-318 Dodge; Charger; 1966; V8-361 Dodge; Charger; 1966; V8-383 Dodge; Charger; 1966; V8-426 Dodge; Coronet; 1966-1962; L6-225 Dodge; Custom 880; 1965-1963; V8-383 Dodge; Custom 880; 1965; V8-413 Dodge; Custom 880; 1963; V8-413 Dodge; Custom 880; 1965-1963; V8-426 Dodge; D & W Pickup; 1993-1985; V8-5.9 Dodge; Dart; 1966-1963; L6-170 Dodge; Dart; 1966-1962; L6-225 Dodge; Dart; 1966-1964; V8-273 Dodge; Dart; 1962; V8-318 Dodge; Dart; 1962; V8-361 Dodge; Dart; 1962-1991; V8-413 Dodge; Grand Caravan; 1995-1990; V6-3.3 Dodge; Grand Caravan; 1995-1994; V6-3.8 Dodge; M Motor Home; 1973-1969; V8-318 Dodge; M Motor Home; 1973; V8-360 Dodge; M Motor Home; 1973-1969; V8-413 Dodge; M Motor Home; 1973; V8-440 Dodge; MB Van; 1980; V8-5.9 Dodge; Monaco; 1992-1990; V6-3.0 Dodge; Monaco; 1966-1965; V8-383 Dodge; Monaco; 1965; V8-413 Dodge; Monaco; 1965-1966; V8-426 Dodge; Polara; 1964-1963; L6-225 Dodge; Polara; 1966; V8-318 Dodge; Polara; 1964-1962; V8-318 Dodge; Polara; 1966-1963; V8-383 Dodge; Polara; 1965; V8-413 Dodge; Polara; 1962; V8-413 Dodge; Polara; 1965-1963; V8-426 Dodge; Polara; 1966; V8-440 Dodge; Ramcharger; 1993-1985; V8-5.9 Dodge; RM Motor Home; 1973; V8-318 Dodge; RM Motor Home; 1973; V8-360 Dodge; RM Motor Home; 1973; V8-413 Dodge; RM Motor Home; 1973; V8-440 Dodge; 330; 1964-1963; L6-225 Eagle; Premier; 1989-1988; L4-2.5	81354 - Continued	81354 - Continued	81355
MEDIUM/HEAVY TRUCKS	Chev; JM80; 1971-1966; GM V-6 432 Chev; JM80; 1971-1966; GM V-6 478 Chev; JV70; 1972-1969; Dsl 6V-53 Chev; JV80; 1972-1969; Dsl 6V-53 Chev; MI90; 1971-1966; Dsl 6-71 Chev; TE90; 1970; GM V8-637 Chev; Titan; 1980-1979; Cat 3406 Dsl Chev; TM70; 1968-1966; GM V-6 401 Chev; U80; 1966; Dsl 6V-53 Chev; W70; 1968-1966; Dsl 6V-53 Chev; WM80; 1968-1966; GM V-6 401 GMC; Astro; 1980-1979; Cat 3406 Dsl GMC; Astro; 1981-1979; Dsl 6-71 GMC; Astro; 1983-1979; Dsl 6V-92 GMC; Astro; 1983-1979; Dsl 8V-71 GMC; Astro; 1983-1979; Dsl 8V-92 GMC; Brigadier; 1983-1979; Dsl 6-71 GMC; Brigadier; 1983-1979; Dsl 6V-53 GMC; Brigadier; 1983-1979; Dsl 6V-92 GMC; Brigadier; 1981-1979; Dsl 8V-71 GMC; Brigadier; 1979-1980; V8-427 GMC; CE9500; 1972-1966; V8-637 GMC; CH9500; 1970-1966; Dsl 8V-71 GMC; CI9500; 1971-1966; Dsl 6-71N GMC; DE9500; 1972-1966; V8-637 GMC; FE9500; 1972-1966; V8-637 GMC; General; 1983-1979; Dsl 6-71 GMC; General; 1983-1979; Dsl 6V-92 GMC; General; 1983-1979; Dsl 8V-71 GMC; General; 1983-1979; Dsl 8V-92 GMC; HE9500; 1972-1966; V8-637 GMC; HI9500; 1966; Dsl 6-71 GMC; HI9500; 1972-1966; Dsl 6-71N GMC; HJ7500; 1969-1967; GMC D637 Dsl GMC; HJ7500; 1969-1967; GMC DH637 Dsl GMC; HJ9500; 1969-1966; GMC D637 Dsl GMC; HJ9500; 1969-1966; GMC DH637 Dsl GMC; HM7500; 1971-1966; V-6 305 GMC; HM7500; 1971-1966; V-6 351 GMC; HM7500; 1971-1966; V-6 379 GMC; HM7500; 1971-1966; V-6 401 GMC; HM7500; 1971-1966; V-6 432 GMC; HM7500; 1971-1966; V-6 478 GMC; HM8500; 1970-1966; V-6 305 GMC; HM8500; 1970-1966; V-6 351 GMC; HM8500; 1970-1966; V-6 379 GMC; HM8500; 1971-1966; V-6 401 GMC; HM8500; 1971-1966; V-6 432 GMC; HM8500; 1971-1966; V-6 478 GMC; JE9500; 1972-1966; V8-637 GMC; JI9500; 1969-1968; Dsl 6-71 GMC; JI9500; 1972-1966; Dsl 6-71N GMC; JJ7500; 1969-1967; GMC D637 Dsl GMC; JJ7500; 1969-1967; GMC DH637 Dsl GMC; JJ9500; 1969-1966; GMC D637 Dsl GMC; JJ9500; 1969-1966; GMC DH637 Dsl GMC; JM7500; 1970-1966; V-6 305 GMC; JM7500; 1970-1966; V-6 351 GMC; JM7500; 1970-1966; V-6 379 GMC; JM7500; 1971-1966; V-6 401 GMC; JM7500; 1971-1966; V-6 432 GMC; JM7500; 1971-1966; V-6 478 GMC; JM8500; 1971-1966; V-6 401 GMC; JM8500; 1971-1966; V-6 432 GMC; JM8500; 1971-1966; V-6 478 GMC; JN7500; 1968-1966; Dsl 6V-53 GMC; JN8500; 1968-1966; Dsl 6V-53 GMC; JN8500; 1966; Dsl 6V-53N GMC; JN8500; 1966; Dsl 6V-53T GMC; ME9500; 1972-1970; V8-637 GMC; ME9500; 1968-1966; V8-637 GMC; MI9500; 1972-1966; Dsl 6-71N GMC; TE9500; 1968; V8-637 GMC; TM7500; 1968-1966; V-6 305 GMC; TM7500; 1968-1966; V-6 351 GMC; TM7500; 1968-1966; V-6 379 GMC; TM7500; 1968-1966; V-6 401 GMC; TM7500; 1968-1966; V-6 432 GMC; TM7500; 1968-1966; V-6 478 GMC; TM8500; 1968-1966; V-6 401 GMC; TM8500; 1968-1966; V-6 432 GMC; TM8500; 1968-1966; V-6 478	81354 - Continued	81354 - Continued	81355
BUSES	Chev; JM80; 1971-1966; GM V-6 432 Chev; JM80; 1971-1966; GM V-6 478 Chev; JV70; 1972-1969; Dsl 6V-53 Chev; JV80; 1972-1969; Dsl 6V-53 Chev; MI90; 1971-1966; Dsl 6-71 Chev; TE90; 1970; GM V8-637 Chev; Titan; 1980-1979; Cat 3406 Dsl Chev; TM70; 1968-1966; GM V-6 401 Chev; U80; 1966; Dsl 6V-53 Chev; W70; 1968-1966; Dsl 6V-53 Chev; WM80; 1968-1966; GM V-6 401 GMC; Astro; 1980-1979; Cat 3406 Dsl GMC; Astro; 1981-1979; Dsl 6-71 GMC; Astro; 1983-1979; Dsl 6V-92 GMC; Astro; 1983-1979; Dsl 8V-71 GMC; Astro; 1983-1979; Dsl 8V-92 GMC; Brigadier; 1983-1979; Dsl 6-71 GMC; Brigadier; 1983-1979; Dsl 6V-53 GMC; Brigadier; 1983-1979; Dsl 6V-92 GMC; Brigadier; 1981-1979; Dsl 8V-71 GMC; Brigadier; 1979-1980; V8-427 GMC; CE9500; 1972-1966; V8-637 GMC; CH9500; 1970-1966; Dsl 8V-71 GMC; CI9500; 1971-1966; Dsl 6-71N GMC; DE9500; 1972-1966; V8-637 GMC; FE9500; 1972-1966; V8-637 GMC; General; 1983-1979; Dsl 6-71 GMC; General; 1983-1979; Dsl 6V-92 GMC; General; 1983-1979; Dsl 8V-71 GMC; General; 1983-1979; Dsl 8V-92 GMC; HE9500; 1972-1966; V8-637 GMC; HI9500; 1966; Dsl 6-71 GMC; HI9500; 1972-1966; Dsl 6-71N GMC; HJ7500; 1969-1967; GMC D637 Dsl GMC; HJ7500; 1969-1967; GMC DH637 Dsl GMC; HJ9500; 1969-1966; GMC D637 Dsl GMC; HJ9500; 1969-1966; GMC DH637 Dsl GMC; HM7500; 1971-1966; V-6 305 GMC; HM7500; 1971-1966; V-6 351 GMC; HM7500; 1971-1966; V-6 379 GMC; HM7500; 1971-1966; V-6 401 GMC; HM7500; 1971-1966; V-6 432 GMC; HM7500; 1971-1966; V-6 478 GMC; HM8500; 1970-1966; V-6 305 GMC; HM8500; 1970-1966; V-6 351 GMC; HM8500; 1970-1966; V-6 379 GMC; HM8500; 1971-1966; V-6 401 GMC; HM8500; 1971-1966; V-6 432 GMC; HM8500; 1971-1966; V-6 478 GMC; JE9500; 1972-1966; V8-637 GMC; JI9500; 1969-1968; Dsl 6-71 GMC; JI9500; 1972-1966; Dsl 6-71N GMC; JJ7500; 1969-1967; GMC D637 Dsl GMC; JJ7500; 1969-1967; GMC DH637 Dsl GMC; JJ9500; 1969-1966; GMC D637 Dsl GMC; JJ9500; 1969-1966; GMC DH637 Dsl GMC; JM7500; 1970-1966; V-6 305 GMC; JM7500; 1970-1966; V-6 351 GMC; JM7500; 1970-1966; V-6 379 GMC; JM7500; 1971-1966; V-6 401 GMC; JM7500; 1971-1966; V-6 432 GMC; JM7500; 1971-1966; V-6 478 GMC; JM8500; 1971-1966; V-6 401 GMC; JM8500; 1971-1966; V-6 432 GMC; JM8500; 1971-1966; V-6 478 GMC; JN7500; 1968-1966; Dsl 6V-53 GMC; JN8500; 1968-1966; Dsl 6V-53 GMC; JN8500; 1966; Dsl 6V-53N GMC; JN8500; 1966; Dsl 6V-53T GMC; ME9500; 1972-1970; V8-637 GMC; ME9500; 1968-1966; V8-637 GMC; MI9500; 1972-1966; Dsl 6-71N GMC; TE9500; 1968; V8-637 GMC; TM7500; 1968-1966; V-6 305 GMC; TM7500; 1968-1966; V-6 351 GMC; TM7500; 1968-1966; V-6 379 GMC; TM7500; 1968-1966; V-6 401 GMC; TM7500; 1968-1966; V-6 432 GMC; TM7500; 1968-1966; V-6 478 GMC; TM8500; 1968-1966; V-6 401 GMC; TM8500; 1968-1966; V-6 432 GMC; TM8500; 1968-1966; V-6 478	81354 - Continued	81354 - Continued	81355
HOSE NUMERICAL	Chev; JM80; 1971-1966; GM V-6 432 Chev; JM80; 1971-1966; GM V-6 478 Chev; JV70; 1972-1969; Dsl 6V-53 Chev; JV80; 1972-1969; Dsl 6V-53 Chev; MI90; 1971-1966; Dsl 6-71 Chev; TE90; 1970; GM V8-637 Chev; Titan; 1980-1979; Cat 3406 Dsl Chev; TM70; 1968-1966; GM V-6 401 Chev; U80; 1966; Dsl 6V-53 Chev; W70; 1968-1966; Dsl 6V-53 Chev; WM80; 1968-1966; GM V-6 401 GMC; Astro; 1980-1979; Cat 3406 Dsl GMC; Astro; 1981-1979; Dsl 6-71 GMC; Astro; 1983-1979; Dsl 6V-92 GMC; Astro; 1983-1979; Dsl 8V-71 GMC; Astro; 1983-1979; Dsl 8V-92 GMC; Brigadier; 1983-1979; Dsl 6-71 GMC; Brigadier; 1983-1979; Dsl 6V-53 GMC; Brigadier; 1983-1979; Dsl 6V-92 GMC; Brigadier; 1981-1979; Dsl 8V-71 GMC; Brigadier; 1979-1980; V8-427 GMC; CE9500; 1972-1966; V8-637 GMC; CH9500; 1970-1966; Dsl 8V-71 GMC; CI9500; 1971-1966; Dsl 6-71N GMC; DE9500; 1972-1966; V8-637 GMC; FE9500; 1972-1966; V8-637 GMC; General; 1983-1979; Dsl 6-71 GMC; General; 1983-1979; Dsl 6V-92 GMC; General; 1983-1979; Dsl 8V-71 GMC; General; 1983-1979; Dsl 8V-92			

Numerical Listing - Power Steering Hose Assemblies and End Fittings

81355 - Continued

Eagle; Premier; 1992-1988; V6-3.0
 Ford; Bronco Compact; 1985; L4-2.3 Dsl
 Ford; Escort; 1990-1987; L4-1.9
 Ford; EXP; 1988-1987; L4-1.9
 Ford; F Pickup; 1995-1990; V8-7.3 Dsl
 Ford; F Pickup; 1995-1990; V8-7.5
 Ford; Probe; 1992-1990; V6-3.0
 Ford; Ranger; 1984; L4-2.2 Dsl
 Ford; Ranger; 1987-1985; L4-2.3 Dsl
 Ford; Taurus; 1992-1988; V6-3.0
 Geo; Prizm; 1990; L4-1.6
 Geo; Tracker; 1995-1989; L4-1.6
 Honda; Passport; 1995-1994; L4-2.6
 Honda; Prelude; 1985-1983; L4-1.8
 Honda; Prelude; 1985; L4-2.0
 Isuzu; Pickup; 1982; L4-1.8
 Isuzu; Pickup; 1987-1983; L4-1.9
 Isuzu; Pickup; 1987-1982; L4-2.2 Dsl
 Isuzu; Pickup; 1987-1986; L4-2.3
 Isuzu; Rodeo; 1992-1991; L4-2.6
 Isuzu; Trooper; 1995-1992; V6-3.2
 Jeep; Cherokee; 1987-1985; L4-2.1 Dsl
 Jeep; Cherokee; 1995-1987; L4-2.5
 Jeep; Comanche; 1987-1986; L4-2.1 Dsl
 Jeep; Comanche; 1992-1987; L4-2.5
 Jeep; Wagoneer; 1987-1985; L4-2.1 Dsl
 Jeep; Wagoneer; 1987; L4-2.5
 Jeep; Wrangler; 1991; L4-2.5
 Jeep; Wrangler; 1991; L6-4.0
 Kia; Sephia; 1994; L4-1.6
 Mazda; RX-7; 1995-1993; 2-Rotor 1.3
 Merc; Lynx; 1987-1986; L4-1.9
 Mits; Pickup; 1993-1990; L4-2.4
 Niss; Maxima; 1993-1985; V6-3.0
 Niss; Pathfinder; 1987-1988; L4-2.4
 Niss; Pathfinder; 1990-1987; V6-3.0
 Niss; Pickup; 1995-1986; L4-2.4
 Niss; Pickup; 1986-1987; L4-2.5 Dsl
 Niss; Pickup; 1995-1986; V6-3.0
 Niss; Stanza; 1989-1986; L4-2.0
 Niss; Stanza; 1992-1990; L4-2.4
 Niss; 200SX; 1986-1984; L4-1.8
 Niss; 200SX; 1987-1984; L4-1.8 (Canada)
 Niss; 200SX; 1988-1987; V6-3.0
 Niss; 300ZX; 1995-1984; V6-3.0
 Ply; B Van; 1983-1980; L6-3.7
 Ply; B Van; 1983-1980; V8-5.2
 Ply; B Van; 1983-1980; V8-5.9
 Ply; Belvedere; 1966-1958; L6-225
 Ply; Belvedere; 1966-1958; V8-273
 Ply; Belvedere; 1958; V8-350
 Ply; Belvedere; 1966-1959; V8-361
 Ply; Belvedere; 1966-1963; V8-383
 Ply; Belvedere; 1961; V8-383
 Ply; Belvedere; 1966-1963; V8-426
 Ply; Fury; 1966-1960; L6-225
 Ply; Fury; 1966-1959; V8-318
 Ply; Fury; 1966-1959; V8-361
 Ply; Fury; 1966-1961; V8-383
 Ply; Fury; 1965-1963; V8-426
 Ply; Fury; 1966; V8-440
 Ply; Grand Voyager; 1995-1990; V6-3.3
 Ply; Grand Voyager; 1995-1994; V6-3.8
 Ply; Satellite; 1966-1960; V8-273
 Ply; Savoy; 1964-1960; V8-318
 Ply; Savoy; 1964-1960; V8-361
 Ply; Savoy; 1964-1963; V8-383
 Ply; Savoy; 1961; V8-383
 Ply; Savoy; 1964; V8-426
 Ply; Valiant; 1966-1960; L6-170
 Ply; Valiant; 1966-1961; L6-225
 Ply; Valiant; 1966-1991; V8-273
 Renault; Alliance; 1987-1983; L4-1.4
 Renault; Alliance; 1987-1985; L4-1.7
 Renault; Alliance; 1987-1984; L4-2.0
 Renault; Encore; 1986-1982; L4-1.7
 Renault; Fuego; 1985-1984; L4-2.2
 Renault; 181; 1983-1981; L4-1.6
 Toy.; Camry; 1984; L4-1.8 Dsl
 Toy.; Camry; 1991-1983; L4-2.0
 Toy.; Camry; 1991-1982; V6-2.5
 Toy.; Corolla; 1989-1988; L4-1.6

81355 - Continued

Toy.; Corona; 1979; L4-134
 Toy.; Cressida; 1992-1989; L6-3.0
 Toy.; Land Cruiser; 1995-1993; L6-4.5
 Toy.; Pickup; 1980; L4-2.2
 Toy.; Pickup; 1983-1981; L4-2.2 Dsl
 Toy.; Pickup; 1979-1978; L4-134
 Toy.; Pickup; 1987-1981; L4-2.4
 Toy.; Pickup; 1986-1987; L4-2.4 Dsl
 Toy.; Van; 1985-1984; L4-2.0
 Toy.; Van; 1988-1986; L4-2.2
 Toy.; 4 Runner; 1987-1984; L4-2.4
 VW; Cabriolet; 1993-1985; L4-1.8
 VW; Corrado; 1992-1990; L4-1.8
 VW; Corrado; 1994-1992; V6-2.8
 VW; Jetta; 1984-1982; L4-1.6 Dsl
 VW; Jetta; 1984-1982; L4-1.7
 VW; Jetta; 1984; L4-1.8
 VW; Passat; 1993-1991; L4-1.8 (Canada)
 VW; Passat; 1993; L4-1.9 Dsl (Canada)
 VW; Passat; 1995; L4-2.0
 VW; Passat; 1993-1990; L4-2.0
 VW; Passat; 1994-1993; L4-2.0 (Canada)
 VW; Rabbit; 1984-1981; L4-1.6 Dsl
 VW; Rabbit; 1984-1981; L4-1.7
 VW; Rabbit; 1984-1983; L4-1.8
 VW; Rabbit Pickup; 1983-1981; L4-1.6 Dsl
 VW; Rabbit Pickup; 1983-1981; L4-1.7
 VW; Scirocco; 1983; L4-1.7
 VW; Scirocco; 1988-1983; L4-1.8
 VW; Scirocco; 1989; L4-1.8 (Canada)
 Volvo; 240; 1990-1985; L4-2.3
 Volvo; 740; 1990-1989; L4-2.3
 Volvo; 760; 1984-1983; V6-2.8
 Chev; CG50; 1967; GM D478 Dsl
 Chev; CG50; 1967; GM DH478 Dsl
 Chev; CG60; 1967; GM D478 Dsl
 Chev; CG60; 1967; GM DH478 Dsl
 Chev; H70; 1977-1971; DetrDsl 6V-53
 Chev; HE90; 1969-1966; GM V8-637
 Chev; HJ70; 1971-1969; GM D637 Dsl
 Chev; HJ70; 1967; GM D637 Dsl
 Chev; HJ70; 1971-1969; GM DH637 Dsl
 Chev; HJ70; 1967; GM DH637 Dsl
 Chev; HM70; 1971-1967; GM V-6 401
 Chev; HM70; 1971-1967; GM V-6 432
 Chev; HM70; 1971-1967; GM V-6 478
 Chev; HM80; 1971-1967; GM V-6 401
 Chev; HM80; 1971-1967; GM V-6 432
 Chev; HM80; 1971-1967; GM V-6 478
 Chev; HV70; 1972-1969; DetrDsl 6V-53
 Chev; J70; 1977-1973; DetrDsl 6V-53
 Chev; J80; 1977-1971; DetrDsl 6V-53
 Chev; JE90; 1969-1966; GM V8-637
 Chev; JJ70; 1971-1967; GM D637 Dsl
 Chev; JJ70; 1971-1967; GM DH637 Dsl
 Chev; JM70; 1971-1966; GM V-6 401
 Chev; JM70; 1971-1966; GM V-6 432
 Chev; JM70; 1971-1966; GM V-6 478
 Chev; JM80; 1971-1966; GM V-6 401
 Chev; JM80; 1971-1966; GM V-6 432
 Chev; JM80; 1971-1966; GM V-6 478
 Chev; JV70; 1972-1969; DetrDsl 6V-53
 Chev; JV80; 1972-1969; DetrDsl 6V-53
 Chev; L50; 1965-1963; GM V8-283
 Chev; L50; 1965-1963; GM V8-327
 Chev; L60; 1965-1963; GM V8-283
 Chev; L60; 1965-1963; GM V8-327
 Chev; MI90; 1971-1963; DetrDsl 6-71
 Chev; T40; 1968-1963; GM L6-250
 Chev; T40; 1972-1963; GM L6-292
 Chev; T50; 1973; GM D478 Dsl
 Chev; T50; 1973-1963; GM DH478 Dsl
 Chev; T50; 1968-1963; GM V8-283
 Chev; T50; 1968; GM V8-307
 Chev; T50; 1968-1963; GM V8-327
 Chev; T50; 1972-1970; GM V8-350
 Chev; T50; 1973-1966; GM V8-366
 Chev; T50; 1973-1966; GM V8-427
 Chev; T50; 1968-1966; GM V8-454
 Chev; T60; 1975; GM D478 Dsl
 Chev; T60; 1973; GM D478 Dsl
 Chev; T60; 1975; GM DH478 Dsl

81355 - Continued

Chev; T60; 1973-1963; GM DH478 Dsl
 Chev; T60; 1968-1963; GM V8-283
 Chev; T60; 1978-1976; GM V8-305
 Chev; T60; 1973; GM V8-307
 Chev; T60; 1968; GM V8-307
 Chev; T60; 1968-1963; GM V8-327
 Chev; T60; 1965-1963; GM V8-348
 Chev; T60; 1978-1970; GM V8-350
 Chev; T60; 1978-1963; GM V8-366
 Chev; T60; 1978-1966; GM V8-427
 Chev; T60; 1968-1966; GM V8-454
 Chev; T65; 1974; GM V-6 305
 Chev; T65; 1974; GM V-6 351
 Chev; T65; 1974; GM V-6 379
 Chev; T65; 1978-1974; GM V8-366
 Chev; T65; 1978-1974; GM V8-427
 Chev; T65; 1976; GM V8-454
 Chev; TE50; 1968-1963; GM V8-283
 Chev; TE50; 1968; GM V8-307
 Chev; TE50; 1968-1963; GM V8-327
 Chev; TE50; 1972-1970; GM V8-350
 Chev; TE50; 1972-1970; GM V8-366
 Chev; TE60; 1966-1963; GM V8-283
 Chev; TE60; 1966-1963; GM V8-327
 Chev; TE60; 1972-1970; GM V8-366
 Chev; TE65; 1972-1966; GM V8-366
 Chev; TE65; 1972-1966; GM V8-427
 Chev; TE65; 1968-1966; GM V8-454
 Chev; TE90; 1970; GM V8-637
 Chev; TG50; 1972-1967; GM D478 Dsl
 Chev; TG50; 1972-1967; GM DH478 Dsl
 Chev; TG60; 1972-1967; GM D478 Dsl
 Chev; TG60; 1972-1967; GM DH478 Dsl
 Chev; TM65; 1970; GM V-6 305
 Chev; TM65; 1970; GM V-6 351
 Chev; TM65; 1970; GM V-6 379
 Chev; TM70; 1968-1966; GM V-6 401
 Chev; U80; 1966; DetrDsl 6V-53
 Chev; W70; 1968-1966; DetrDsl 6V-53
 Chev; WM80; 1968-1966; GM V-6 401
 Dodge; D400; 1976-1972; Dodge L6-225
 Dodge; D400; 1976-1972; Dodge V8-318
 Dodge; D500; 1976-1974; Dodge V8-318
 Dodge; D600; 1976-1974; Dodge V8-318
 Dodge; D700; 1976-1974; Perkins L6-354 Dsl
 Dodge; LT1000; 1975-1961; DetrDsl 8V-71
 Dodge; W500; 1976-1972; Dodge L6-225
 Dodge; W500; 1976-1975; Dodge V8-318
 GMC; Astro; 1980-1979; Cat 3406 Dsl
 GMC; Astro; 1981-1979; DetrDsl 6-71
 GMC; Astro; 1983-1979; DetrDsl 6V-92
 GMC; Astro; 1983-1979; DetrDsl 8V-71
 GMC; Astro; 1983-1979; DetrDsl 8V-92
 GMC; Brigadier; 1983-1979; DetrDsl 6-71
 GMC; Brigadier; 1983-1979; DetrDsl 6V-53
 GMC; Brigadier; 1983-1979; DetrDsl 6V-92
 GMC; Brigadier; 1981-1979; DetrDsl 8V-71
 GMC; Brigadier; 1979-1980; V8-427
 GMC; CE5000; 1963; V8-283
 GMC; CE5000; 1963; V8-307
 GMC; CE5000; 1963; V8-327
 GMC; CE6000; 1963; V8-283
 GMC; CE6000; 1963; V8-307
 GMC; CE6000; 1963; V8-327
 GMC; CE9500; 1972-1966; V8-637
 GMC; CH9500; 1970-1966; DetrDsl 8V-71
 GMC; CI9500; 1971-1966; DetrDsl 6-71N
 GMC; CM6500; 1975; V-6 305
 GMC; CM6500; 1975; V-6 351
 GMC; CM6500; 1975; V-6 379
 GMC; CS4500; 1977; L6-230
 GMC; CS4500; 1977; L6-250
 GMC; CS5500; 1963; L6-230
 GMC; CS5500; 1963; L6-250
 GMC; DE9500; 1972-1966; V8-637
 GMC; FE9500; 1972-1966; V8-637
 GMC; General; 1983-1979; DetrDsl 6-71
 GMC; General; 1983-1979; DetrDsl 6V-92
 GMC; General; 1983-1979; DetrDsl 8V-71
 GMC; HE9500; 1972-1966; V8-637
 GMC; HI9500; 1966; DetrDsl 6-71

**SYSTEM
PUMP &
GEAR
IDENT.**

**SYSTEM &
COM-
PONENT
IDENT.**

**PASS.
CARS**

**LIGHT
TRUCKS**

**MEDIUM/
HEAVY
TRUCKS**

BUSES

**HOSE
NUMER-
ICAL**

**REPAIR
KITS**

**KIT
NUMER-
ICAL**

**ILLUST-
RATIONS**

Numerical Listing - Power Steering Hose Assemblies and End Fittings

	81355 - Continued	81355 - Continued	81356 - Continued	
SYSTEM PUMP & GEAR IDENT.	GMC; HI9500; 1972-1966; DetrDsl 6-71N GMC; HJ7500; 1969-1967; GMC D637 Dsl GMC; HJ7500; 1969-1967; GMC DH637 Dsl GMC; HJ9500; 1969-1966; GMC D637 Dsl GMC; HJ9500; 1969-1966; GMC DH637 Dsl GMC; HM7500; 1971-1966; V-6 305 GMC; HM7500; 1971-1966; V-6 351 GMC; HM7500; 1971-1966; V-6 379 GMC; HM7500; 1971-1966; V-6 401 GMC; HM7500; 1971-1966; V-6 432 GMC; HM7500; 1971-1966; V-6 478 GMC; HM8500; 1970-1966; V-6 305 GMC; HM8500; 1970-1966; V-6 351 GMC; HM8500; 1970-1966; V-6 379 GMC; HM8500; 1971-1966; V-6 401 GMC; HM8500; 1971-1966; V-6 432 GMC; HM8500; 1971-1966; V-6 478 GMC; JE9500; 1972-1966; V8-637 GMC; JI9500; 1969-1968; DetrDsl 6-71 GMC; JI9500; 1972-1966; DetrDsl 6-71N GMC; JJ7500; 1969-1967; GMC D637 Dsl GMC; JJ7500; 1969-1967; GMC DH637 Dsl GMC; JJ9500; 1969-1966; GMC D637 Dsl GMC; JJ9500; 1969-1966; GMC DH637 Dsl GMC; JM7500; 1970-1966; V-6 305 GMC; JM7500; 1970-1966; V-6 351 GMC; JM7500; 1970-1966; V-6 379 GMC; JM7500; 1971-1966; V-6 401 GMC; JM7500; 1971-1966; V-6 432 GMC; JM7500; 1971-1966; V-6 478 GMC; JM8500; 1971-1966; V-6 401 GMC; JM8500; 1971-1966; V-6 432 GMC; JM8500; 1971-1966; V-6 478 GMC; JN7500; 1968-1966; DetrDsl 6V-53 GMC; JN8500; 1968-1966; DetrDsl 6V-53 GMC; JN8500; 1966; DetrDsl 6V-53N GMC; JN8500; 1966; DetrDsl 6V-53T GMC; ME9500; 1972-1970; V8-637 GMC; ME9500; 1968-1966; V8-637 GMC; MI9500; 1972-1966; DetrDsl 6-71N GMC; T6000; 1966-1963; V8-283 GMC; T6000; 1973; V8-307 GMC; T6000; 1966-1963; V8-327 GMC; T6000; 1978-1973; V8-350 GMC; T6000; 1978-1966; V8-366 GMC; T6000; 1978-1966; V8-427 GMC; T6000; 1969-1966; V8-454 GMC; T6500; 1978; V8-366 GMC; T6500; 1978; V8-427 GMC; TE5500; 1968-1963; V8-283 GMC; TE5500; 1971; V8-307 GMC; TE5500; 1968; V8-307 GMC; TE5500; 1968-1963; V8-327 GMC; TE5500; 1972-1970; V8-350 GMC; TE5500; 1977-1966; V8-366 GMC; TE5500; 1968-1966; V8-454 GMC; TE6500; 1968-1966; V8-454 GMC; TE9500; 1968; V8-637 GMC; TG5500; 1975-1972; GMC D478 Dsl GMC; TG5500; 1969-1967; GMC D478 Dsl GMC; TG5500; 1975-1972; GMC DH478 Dsl GMC; TG5500; 1969-1967; GMC DH478 Dsl GMC; TG6000; 1975-1972; GMC D478 Dsl GMC; TG6000; 1969-1967; GMC D478 Dsl GMC; TG6000; 1975-1972; GMC DH478 Dsl GMC; TG6000; 1969-1967; GMC DH478 Dsl GMC; TG6500; 1974-1972; GMC D478 Dsl GMC; TG6500; 1974-1972; GMC DH478 Dsl GMC; TM5500; 1974-1970; V-6 305 GMC; TM5500; 1974-1970; V-6 351 GMC; TM5500; 1974-1970; V-6 379 GMC; TM6000; 1974-1970; V-6 305 GMC; TM6000; 1974-1970; V-6 351 GMC; TM6000; 1974-1970; V-6 379 GMC; TM6500; 1974-1970; V-6 305 GMC; TM6500; 1974-1970; V-6 351 GMC; TM6500; 1974-1970; V-6 379 GMC; TM7500; 1968-1966; V-6 305 GMC; TM7500; 1968-1966; V-6 351 GMC; TM7500; 1968-1966; V-6 379 GMC; TM7500; 1968-1966; V-6 401 GMC; TM7500; 1968-1966; V-6 432	GMC; TM7500; 1968-1966; V-6 478 GMC; TM8500; 1968-1966; V-6 401 GMC; TM8500; 1968-1966; V-6 432 GMC; TM8500; 1968-1966; V-6 478 GMC; TS5500; 1969-1968; L6-292 GMC; TS5500; 1965-1963; L6-292 GMC; TV7500; 1977-1966; DetrDsl 6V-53 GMC; WE9500; 1972; V8-637 GMC; WM7500; 1968-1966; V-6 401 GMC; WM7500; 1968-1966; V-6 432 GMC; WM7500; 1968-1966; V-6 478 GMC; WM8500; 1968-1966; V-6 401 GMC; WM8500; 1968-1966; V-6 432 GMC; WM8500; 1968-1970; V-6 478 GMC; WV7500; 1967-1966; DetrDsl 6V-53 Dodge; S400; 1976-1974; GM V8-318 Dodge; S500; 1976-1972; Dodge L6-225 Dodge; S500; 1976-1974; GM V8-318 Dodge; S600; 1976-1974; GM V8-318 Dodge; S600; 1976-1974; Perkins L6-354 Dsl	81356	Chev; CD50; 1970-1967; DetrDsl 4-53 Chev; CD60; 1970-1967; DetrDsl 4-53 Chev; CE40; 1962-1960; GM V8-283 Chev; CE40; 1972-1970; GM V8-307 Chev; CE40; 1962; GM V8-327 Chev; CE40; 1972-1960; GM V8-350 Chev; CE50; 1972-1970; GM V8-307 Chev; CE50; 1968; GM V8-307 Chev; CE50; 1968-1962; GM V8-327 Chev; CE50; 1972-1960; GM V8-350 Chev; CE60; 1972-1970; GM V8-307 Chev; CE60; 1968; GM V8-307 Chev; CE60; 1968-1962; GM V8-327 Chev; CE60; 1972-1969; GM V8-350 Chev; CE60; 1975; GM V8-427 Chev; CG50; 1969-1968; GM D478 Dsl Chev; CM60; 1972-1970; GM V-6 401 Chev; CM60; 1972-1970; GM V-6 432 Chev; CM60; 1972-1970; GM V-6 478 Chev; D50; 1966-1965; DetrDsl 4-53 Chev; H70; 1977-1971; DetrDsl 6V-53 Chev; HE90; 1969-1966; GM V8-637 Chev; HJ70; 1971-1969; GM D637 Dsl Chev; HJ70; 1967; GM D637 Dsl Chev; HJ70; 1971-1969; GM DH637 Dsl Chev; HJ70; 1967; GM DH637 Dsl Chev; HM70; 1971-1967; GM V-6 401 Chev; HM70; 1971-1967; GM V-6 432 Chev; HM70; 1971-1967; GM V-6 478 Chev; HM80; 1971-1967; GM V-6 401 Chev; HM80; 1971-1967; GM V-6 432 Chev; HM80; 1971-1967; GM V-6 478 Chev; HV70; 1972-1969; DetrDsl 6V-53 Chev; J70; 1977-1973; DetrDsl 6V-53 Chev; J80; 1977-1971; DetrDsl 6V-53 Chev; JE90; 1969-1966; GM V8-637 Chev; JJ70; 1971-1967; GM D637 Dsl Chev; JJ70; 1971-1967; GM DH637 Dsl Chev; JM70; 1971-1966; GM V-6 401 Chev; JM70; 1971-1966; GM V-6 432 Chev; JM70; 1971-1966; GM V-6 478 Chev; JM80; 1971-1966; GM V-6 401 Chev; JM80; 1971-1966; GM V-6 432 Chev; JM80; 1971-1966; GM V-6 478 Chev; JV70; 1972-1969; DetrDsl 6V-53 Chev; JV80; 1972-1969; DetrDsl 6V-53 Chev; M65; 1978-1973; GM V8-366 Chev; M65; 1978-1973; GM V8-427 Chev; M65; 1978-1973; GM V8-454 Chev; MB60; 1969; GM D478 Dsl Chev; MB60; 1969; GM DH478 Dsl Chev; MI90; 1971-1966; DetrDsl 6-71 Chev; P40; 1967; GM L6-292 Chev; P50; 1967-1987; GM L6-292 Chev; T60; 1976; GM V8-454 Chev; TD50; 1969; DetrDsl 4-53 Chev; TD60; 1969-1970; DetrDsl 4-53 Chev; Titan; 1980-1979; Cat 3406 Dsl Chev; TM65; 1972-1971; GM V-6 305 Chev; TM70; 1968-1966; GM V-6 401 Chev; U80; 1966; DetrDsl 6V-53 Chev; W6; 1980; GM V8-5.7 Chev; W6; 1980; GM V8-6.0 Chev; W7; 1980; GM V8-6.0 Chev; W7; 1980; GM V8-7.0 Chev; W70; 1968-1966; DetrDsl 6V-53 Chev; WM80; 1968-1966; GM V-6 401 Ford; C500; 1975-1971; L6-240 Ford; C500; 1975-1971; L6-300 Ford; C550; 1975-1971; L6-240 Ford; C550; 1975-1971; L6-300 Ford; C600; 1975-1971; L6-240 Ford; C600; 1975-1971; L6-300 Ford; C; 1970-1961; L6-240 Ford; C; 1970-1965; L6-300 Ford; F500; 1979-1973; L6-240 Ford; F500; 1979-1973; L6-300 Ford; F600; 1979-1973; L6-240 Ford; F600; 1979-1973; L6-300 GMC; Astro; 1980-1979; Cat 3406 Dsl GMC; Astro; 1981-1979; DetrDsl 6-71 GMC; Astro; 1983-1979; DetrDsl 6V-92

Numerical Listing - Power Steering Hose Assemblies and End Fittings

81356 - Continued

GMC; Astro; 1983-1979; DetrDsl 8V-71
 GMC; Astro; 1983-1979; DetrDsl 8V-92
 GMC; Brigadier; 1983-1979; DetrDsl 6-71
 GMC; Brigadier; 1983-1979; DetrDsl 6V-53
 GMC; Brigadier; 1983-1979; DetrDsl 6V-92
 GMC; Brigadier; 1981-1979; DetrDsl 8V-71
 GMC; Brigadier; 1979-1980; V8-427
 GMC; C5000; 1982-1980; L6-4.8
 GMC; C5000; 1988-1979; V8-5.7
 GMC; C5000 C5D; 1979; V8-350
 GMC; C6000; 1988-1980; DetrDsl V8-8.2
 GMC; C6000; 1988-1980; V8-5.7
 GMC; C6000; 1988-1979; V8-6.0
 GMC; C6000 C6D; 1979; V8-350
 GMC; C6000 C6D; 1979; V8-366
 GMC; C6000 C6D; 1979; V8-427
 GMC; C6000 C6D; 1979; V8-454
 GMC; C7000; 1988-1985; DetrDsl V8-8.2
 GMC; C7000; 1983-1981; DetrDsl V8-8.2
 GMC; C7000; 1988-1980; V8-6.0
 GMC; C7000; 1988-1979; V8-7.0
 GMC; C7000 C7D; 1979; V8-427
 GMC; C7000 C7D; 1979; V8-454
 GMC; CD6500; 1977; DetrDsl 4-53
 GMC; CE4500; 1968-1967; V8-283
 GMC; CE4500; 1962-1960; V8-283
 GMC; CE4500; 1972-1970; V8-307
 GMC; CE4500; 1968; V8-307
 GMC; CE4500; 1968-1967; V8-327
 GMC; CE4500; 1962; V8-327
 GMC; CE4500; 1972-1964; V8-350
 GMC; CE5000; 1962-1960; V8-283
 GMC; CE5000; 1977; V8-305
 GMC; CE5000; 1973-1970; V8-307
 GMC; CE5000; 1968-1964; V8-307
 GMC; CE5000; 1962-1960; V8-307
 GMC; CE5000; 1968-1964; V8-327
 GMC; CE5000; 1962; V8-327
 GMC; CE5000; 1977-1975; V8-350
 GMC; CE5000; 1973-1968; V8-350
 GMC; CE5500; 1972-1970; V8-307
 GMC; CE5500; 1972-1969; V8-350
 GMC; CE5500; 1972-1966; V8-366
 GMC; CE5500; 1972-1966; V8-427
 GMC; CE5500; 1968-1966; V8-454
 GMC; CE6000; 1968-1964; V8-283
 GMC; CE6000; 1962-1960; V8-283
 GMC; CE6000; 1973-1970; V8-307
 GMC; CE6000; 1968-1964; V8-307
 GMC; CE6000; 1962-1960; V8-307
 GMC; CE6000; 1968-1964; V8-327
 GMC; CE6000; 1962-1960; V8-327
 GMC; CE6000; 1977-1969; V8-350
 GMC; CE6000; 1977-1967; V8-366
 GMC; CE6000; 1977-1967; V8-427
 GMC; CE6000; 1977-1973; V8-454
 GMC; CE6000; 1968-1967; V8-454
 GMC; CE6500; 1977-1973; V8-366
 GMC; CE6500; 1977-1973; V8-427
 GMC; CE6500; 1977-1966; V8-454
 GMC; CG5500; 1972-1970; GMC D478 Dsl
 GMC; CG5500; 1972-1970; GMC DH478 Dsl
 GMC; CG6000; 1975-1973; GMC D478 Dsl
 GMC; CG6000; 1975-1973; GMC DH478 Dsl
 GMC; CH9500; 1970-1966; DetrDsl 8V-71
 GMC; CI9500; 1971-1966; DetrDsl 6-71N
 GMC; CM5500; 1974-1970; V-6 305
 GMC; CM5500; 1974-1970; V-6 351
 GMC; CM5500; 1974-1970; V-6 379
 GMC; CM6500; 1974-1970; V-6 305
 GMC; CM6500; 1974-1970; V-6 351
 GMC; CM6500; 1974-1970; V-6 379
 GMC; CM6500; 1974-1970; V-6 401
 GMC; CM6500; 1974-1970; V-6 432
 GMC; CM6500; 1974-1970; V-6 478
 GMC; CS4500; 1976-1967; L6-230
 GMC; CS4500; 1976-1967; L6-250
 GMC; CS5000; 1977-1967; L6-292
 GMC; CS5500; 1977-1964; L6-230
 GMC; CS5500; 1977-1964; L6-250
 GMC; CS6000; 1977-1967; L6-292
 GMC; DE9500; 1972-1967; V8-637

81356 - Continued

GMC; EG5500; 1969-1967; GMC D478 Dsl
 GMC; EG5500; 1969-1967; GMC DH478 Dsl
 GMC; EG6500; 1969-1967; GMC D478 Dsl
 GMC; EG6500; 1969-1967; GMC DH478 Dsl
 GMC; EM4500; 1969-1967; V-6 305
 GMC; EM4500; 1969-1967; V-6 351
 GMC; EM4500; 1969-1967; V-6 379
 GMC; EM5500; 1969-1967; V-6 305
 GMC; EM5500; 1969-1967; V-6 351
 GMC; EM5500; 1969-1967; V-6 379
 GMC; EM6500; 1969-1967; V-6 305
 GMC; EM6500; 1969-1967; V-6 351
 GMC; EM6500; 1969-1967; V-6 379
 GMC; ES4500; 1969-1967; L6-230
 GMC; ES4500; 1969-1967; L6-250
 GMC; FE9500; 1972-1966; V8-637
 GMC; General; 1983-1979; DetrDsl 6-71
 GMC; General; 1983-1979; DetrDsl 6V-92
 GMC; General; 1983-1979; DetrDsl 8V-71
 GMC; General; 1983-1979; DetrDsl 8V-92
 GMC; HE9500; 1972-1966; V8-637
 GMC; HI9500; 1966; DetrDsl 6-71
 GMC; HI9500; 1972-1966; DetrDsl 6-71N
 GMC; HJ7500; 1969-1967; GMC D637 Dsl
 GMC; HJ7500; 1969-1967; GMC DH637 Dsl
 GMC; HJ9500; 1969-1966; GMC D637 Dsl
 GMC; HJ9500; 1969-1966; GMC DH637 Dsl
 GMC; HM7500; 1971-1966; V-6 305
 GMC; HM7500; 1971-1966; V-6 351
 GMC; HM7500; 1971-1966; V-6 379
 GMC; HM7500; 1971-1966; V-6 401
 GMC; HM7500; 1971-1966; V-6 432
 GMC; HM7500; 1971-1966; V-6 478
 GMC; HM8500; 1970-1966; V-6 305
 GMC; HM8500; 1970-1966; V-6 351
 GMC; HM8500; 1970-1966; V-6 379
 GMC; HM8500; 1971-1966; V-6 401
 GMC; HM8500; 1971-1966; V-6 432
 GMC; HM8500; 1971-1966; V-6 478
 GMC; JE9500; 1972-1966; V8-637
 GMC; JI9500; 1969-1968; DetrDsl 6-71
 GMC; JI9500; 1972-1966; DetrDsl 6-71N
 GMC; JJ7500; 1969-1967; GMC D637 Dsl
 GMC; JJ7500; 1969-1967; GMC DH637 Dsl
 GMC; JJ9500; 1969-1966; GMC D637 Dsl
 GMC; JJ9500; 1969-1966; GMC DH637 Dsl
 GMC; JM7500; 1970-1966; V-6 305
 GMC; JM7500; 1970-1966; V-6 351
 GMC; JM7500; 1970-1966; V-6 379
 GMC; JM7500; 1971-1966; V-6 401
 GMC; JM7500; 1971-1966; V-6 432
 GMC; JM7500; 1971-1966; V-6 478
 GMC; JM8500; 1971-1966; V-6 401
 GMC; JM8500; 1971-1966; V-6 432
 GMC; JM8500; 1971-1966; V-6 478
 GMC; JN7500; 1968-1966; DetrDsl 6V-53
 GMC; JN8500; 1968-1966; DetrDsl 6V-53
 GMC; JN8500; 1966; DetrDsl 6V-53N
 GMC; JN8500; 1966; DetrDsl 6V-53T
 GMC; M6500; 1978; V8-366
 GMC; M6500; 1978; V8-427
 GMC; M6500; 1978-1973; V8-454
 GMC; ME6500; 1977-1973; V8-427
 GMC; ME6500; 1977-1970; V8-454
 GMC; ME9500; 1968-1966; V8-637
 GMC; MI9500; 1972-1966; DetrDsl 6-71N
 GMC; MM6500; 1974-1970; V-6 401
 GMC; MM6500; 1974-1970; V-6 432
 GMC; MM6500; 1974-1970; V-6 478
 GMC; TE9500; 1968; V8-637
 GMC; TM7500; 1968-1966; V-6 305
 GMC; TM7500; 1968-1966; V-6 351
 GMC; TM7500; 1968-1966; V-6 379
 GMC; TM7500; 1968-1966; V-6 401
 GMC; TM7500; 1968-1966; V-6 432
 GMC; TM7500; 1968-1966; V-6 478
 GMC; TM8500; 1968-1966; V-6 401
 GMC; TM8500; 1968-1966; V-6 432
 GMC; TM8500; 1968-1966; V-6 478
 GMC; TS5500; 1972-1970; L6-292
 GMC; TS5500; 1967-1966; L6-292
 GMC; WE9500; 1972; V8-637

81356 - Continued

GMC; WM7500; 1968-1966; V-6 401
 GMC; WM7500; 1968-1966; V-6 432
 GMC; WM7500; 1968-1966; V-6 478
 GMC; WM8500; 1968-1966; V-6 401
 GMC; WM8500; 1968-1966; V-6 432
 GMC; WM8500; 1968-1970; V-6 478
 GMC; WV7500; 1967-1966; DetrDsl 6V-53
 Chev; S40; 1977-1973; GM L6-230
 Chev; S40; 1977-1973; GM L6-250
 Chev; S40; 1978-1975; GM L6-292
 Chev; S40; 1978-1975; GM V8-350
 Chev; S50; 1978-1975; GM L6-292
 Chev; S50; 1978-1975; GM V8-350
 Chev; S50; 1978-1975; GM V8-366
 Chev; S60 B6P; 1978-1973; GM L6-292
 Chev; S60 B6P; 1978-1973; GM V-6 305
 Chev; S60 B6P; 1978-1973; GM V-6 351
 Chev; S60 B6P; 1978-1973; GM V-6 379
 Chev; S60 B6P; 1978-1973; GM V8-350
 Chev; S60 B6P; 1978-1973; GM V8-366
 Chev; S65; 1978-1973; GM V-6 305
 Chev; S65; 1978-1973; GM V-6 351
 Chev; S65; 1978-1973; GM V-6 379
 Chev; S65; 1978-1973; GM V-6 401
 Chev; S65; 1978-1973; GM V-6 432
 Chev; S65; 1978-1973; GM V-6 478
 Chev; S65; 1978-1975; GM V8-366
 Ford; B500; 1979-1973; L6-240
 Ford; B500; 1979-1973; L6-300
 Ford; B600; 1979-1973; L6-240
 Ford; B600; 1979-1973; L6-300
 GMC; B6000 B6P; 1979; V8-350
 GMC; B6000 B6P; 1982-1979; V8-5.7
 GMC; B6000 B6P; 1982-1979; V8-6.0
 GMC; B6000 B6P; 1982-1979; V8-7.0
 GMC; S5000; 1974-1973; L6-230
 GMC; SE6000; 1978-1975; V8-307
 GMC; SE6000; 1978-1975; V8-350
 GMC; SE6000; 1978-1975; V8-366
 GMC; SE6000; 1978-1975; V8-427
 GMC; SE6000; 1978-1970; V8-454
 GMC; SG5500; 1974-1970; GMC DH478 Dsl
 GMC; SG6000; 1975-1970; GMC D478 Dsl
 GMC; SG6000; 1975-1970; GMC DH478 Dsl
 GMC; SM5500; 1975-1973; V-6 305
 GMC; SM5500; 1975-1973; V-6 351
 GMC; SM5500; 1975-1973; V-6 379
 GMC; SM6500; 1975-1973; V-6 305
 GMC; SM6500; 1975-1973; V-6 351
 GMC; SM6500; 1975-1973; V-6 379
 GMC; SS4500; 1977-1973; L6-230
 GMC; SS4500; 1977-1973; L6-250
 GMC; SS6000; 1978-1973; L6-292

91451

Linc; Mark V; 1978-1977; V8-400

91453

Jeep; CJ; 1986-1981; L4-2.5
 Jeep; Scrambler; 1985-1981; L4-2.5

91454

Jeep; CJ; 1980; L6-4.2

91455

Jeep; CJ; 1980; L4-2.5

91457

Buick; Riviera; 1981; V8-5.0
 Cad; Eldorado; 1982-1980; V8-5.7 Dsl
 Cad; Seville; 1982-1980; V8-5.7 Dsl
 Olds; Toronado; 1982-1980; V8-5.7 Dsl

91459

Dodge; M Motor Home; 1979-1976; V8-440

SYSTEM
PUMP &
GEAR
IDENT.

SYSTEM &
COM-
PONENT
IDENT.

PASS.
CARS

LIGHT
TRUCKS

MEDIUM/
HEAVY
TRUCKS

BUSES

HOSE
NUMER-
ICAL

REPAIR
KITS

KIT
NUMER-
ICAL

ILLUST-
RATIONS

Numerical Listing - Power Steering Hose Assemblies and End Fittings

SYSTEM PUMP & GEAR IDENT.	91463		91476 - Continued
	Dodge; M Motor Home; 1979-1976; V8-360		Chry; Executive; 1983; L4-2.6 Chry; Lebaron; 1983; L4-2.2 Chry; New Yorker; 1983; L4-2.6 Chry; Town & Country; 1983-1982; L4-2.2 Dodge; Aries; 1983-1981; L4-2.2 Dodge; Aries; 1983-1981; L4-2.6 Dodge; Caravan; 1987-1984; L4-2.2 Dodge; Caravan; 1986-1984; L4-2.6 Dodge; Charger; 1987-1983; L4-2.2 Dodge; Expo; 1989-1987; L4-2.2 (Canada) Dodge; Grand Caravan; 1987; L4-2.2 Dodge; Mini Ram Van; 1987-1984; L4-2.2 Dodge; Mini Ram Van; 1986-1984; L4-2.6 Dodge; Omni; 1990-1981; L4-2.2 Dodge; Rampage; 1984-1982; L4-2.2 Dodge; 400; 1983; L4-2.2 Dodge; 600; 1983; L4-2.6 Ply; Expo; 1989-1987; L4-2.2 (Canada) Ply; Grand Voyager; 1987; L4-2.2 Ply; Horizon; 1990-1981; L4-2.2 Ply; Reliant; 1983-1981; L4-2.2 Ply; Reliant; 1983-1981; L4-2.6 Ply; Scamp Pickup; 1983; L4-2.2 Ply; Voyager; 1987-1984; L4-2.2 Ply; Voyager; 1986-1984; L4-2.6
SYSTEM & COMPONENT IDENT.	91465	Dodge; M Motor Home; 1979-1976; V8-360 Dodge; M Motor Home; 1979-1976; V8-440	91506
			Dodge; Charger; 1986-1983; L4-1.6 Dodge; Omni; 1986-1983; L4-1.6 Ply; Horizon; 1986-1983; L4-1.6
PASS. CARS	91466	Chev; Blazer; 1982-1983; V8-5.7 Chev; C&K Pickup; 1986-1987; V8-5.7 Chev; Suburban; 1991-1980; V8-5.7 GMC; C&K Pickup; 1986-1980; V8-5.7 GMC; Jimmy; 1982-1983; V8-5.7 GMC; R&V Pickup; 1991-1987; V8-5.7 GMC; Suburban; 1991-1980; V8-5.7	91507
			Linc; Continental; 1985; L6-2.4 Dsl Linc; Mark VII; 1985-1984; V8-5.0
LIGHT TRUCKS	91467	Chev; Blazer; 1982-1980; L6-4.1 Chev; C&K Pickup; 1984-1980; L6-4.1 Chev; C&K Pickup; 1986-1980; L6-4.8 Chev; R&V Pickup; 1988-1987; L6-4.8 GMC; C&K Pickup; 1984-1980; L6-4.1 GMC; C&K Pickup; 1986-1980; L6-4.8 GMC; Jimmy; 1982-1980; L6-4.1 GMC; R&V Pickup; 1988-1987; L6-4.8	91508
			Chry; Daytona; 1993-1992; L4-2.2 (Canada) Chry; Daytona; 1989-1984; L4-2.2 (Canada) Chry; Daytona; 1993-1987; L4-2.5 (Canada) Chry; Dynasty; 1992-1988; L4-2.5 (Canada) Chry; E Class; 1984; L4-2.2 Chry; E Class; 1984; L4-2.6 Chry; Executive; 1986-1984; L4-2.2 (Canada) Chry; Laser; 1986-1984; L4-2.2 Chry; Laser; 1986; L4-2.5 Chry; Lebaron; 1990-1984; L4-2.2 Chry; Lebaron; 1994-1984; L4-2.5 Chry; New Yorker; 1988-1984; L4-2.2 Chry; New Yorker; 1987-1984; L4-2.5 Chry; TC Maserati; 1990-1984; L4-2.2 Chry; Town & Country; 1988-1984; L4-2.5 Dodge; Aries; 1987-1984; L4-2.2 Dodge; Aries; 1987-1984; L4-2.5 Dodge; Aries America; 1989-1988; L4-2.2 Dodge; Daytona; 1993-1992; L4-2.2 Dodge; Daytona; 1989-1984; L4-2.2 Dodge; Daytona; 1993-1986; L4-2.5 Dodge; Dynasty; 1993-1985; L4-2.5 Dodge; Lancer; 1989-1986; L4-2.5 Dodge; Shadow; 1994-1991; L4-2.2 Dodge; Shadow; 1989-1987; L4-2.2 Dodge; Shadow; 1994-1991; L4-2.5 Dodge; Shadow; 1989-1988; L4-2.5 Dodge; Spirit; 1992-1991; L4-2.2 Dodge; Spirit; 1995-1989; L4-2.5 Dodge; 600; 1988-1984; L4-2.2 Dodge; 600; 1988-1984; L4-2.5 Ply; Acclaim; 1995-1985; L4-2.5 Ply; Caravelle; 1988-1985; L4-2.5 Ply; Caravelle; 1988-1986; V8-5.2 (Canada) Ply; Reliant; 1989-1984; L4-2.2 Ply; Reliant; 1989-1984; L4-2.5 Ply; Sundance; 1994-1991; L4-2.2 Ply; Sundance; 1989; L4-2.2 Ply; Sundance; 1987; L4-2.2 Ply; Sundance; 1994-1991; L4-2.5 Ply; Sundance; 1989; L4-2.5
MEDIUM/HEAVY TRUCKS	91468	Chev; Blazer; 1982; V8-6.2 Dsl Chev; Blazer Full Size; 1988-1983; V8-6.2 Dsl Chev; C&K Pickup; 1981-1980; V8-5.7 Dsl Chev; Suburban; 1988-1982; V8-6.2 Dsl GMC; C&K Pickup; 1981-1980; V8-5.7 Dsl GMC; Jimmy; 1982; V8-6.2 Dsl GMC; Jimmy Full Size; 1988-1983; V8-6.2 Dsl GMC; Suburban; 1988-1982; V8-6.2 Dsl	91479
			Niss; Maxima; 1984-1981; L6-2.4 Niss; 810; 1981; L6-2.4
BUSES	91469	Chev; C&K Pickup; 1986-1987; V8-7.4 Chev; Suburban; 1991-1980; V8-7.4 GMC; C&K Pickup; 1986-1987; V8-7.4 GMC; Suburban; 1991-1980; V8-7.4	91481
			Niss; 280ZX; 1981-1979; L6-2.8
HOSE NUMERICAL	91470	Chev; P Van; 1991-1989; L4-3.9 Dsl Chev; P Van; 1989-1980; L6-4.8 Chev; P Van; 1995-1990; V6-4.3 Chev; P Van; 1995-1980; V8-5.7 Chev; P Van; 1993-1982; V8-6.2 Dsl Chev; P Van; 1995-1980; V8-6.5 Dsl GMC; P Van; 1991-1989; L4-3.9 Dsl GMC; P Van; 1989-1980; L6-4.8 GMC; P Van; 1995-1990; V6-4.3 GMC; P Van; 1995-1980; V8-5.7 GMC; P Van; 1993-1982; V8-6.2 Dsl GMC; P Van; 1995-1980; V8-6.5 Dsl Chev; P30; 1995; GM V8-6.5 Dsl GMC; P3500; 1995; V8-6.5 Dsl	91482
			Niss; 280ZX; 1981-1979; L6-2.8
REPAIR KITS	91471	Niss; 810; 1980-1977; L6-2.4	91494
			Chev; C&K Pickup; 1979-1978; V8-350 Dsl Chev; Suburban; 1978; V8-350 Dsl GMC; C&K Pickup; 1979-1978; V8-350 Dsl
KIT NUMERICAL	91472		91495
			Dodge; B Van; 1984-1980; L6-3.7 Dodge; B Van; 1984-1980; V8-5.2 Dodge; B Van; 1984-1980; V8-5.9 Dodge; CB Van; 1980; V8-5.2 Dodge; CB Van; 1980; V8-5.9 Dodge; MB Van; 1980; V8-5.9 Ply; B Van; 1983-1980; L6-3.7 Ply; B Van; 1983-1980; V8-5.2 Ply; B Van; 1983-1980; V8-5.9
ILLUSTRATIONS	91473	Jeep; CJ; 1979-1976; V8-304	91501
			Buick; Century; 1983; V6-3.0 Chev; Citation; 1984-1983; V6-2.8 Olds; Cutlass Ciera; 1983; V6-3.0 Pont; 6000; 1984-1983; V6-2.8
	91474	Ford; F Pickup; 1977; L6-240 Ford; F Pickup; 1977; L6-300 Ford; F Pickup; 1977; V8-302 Ford; F Pickup; 1977; V8-351 Ford; F Pickup; 1977; V8-400 Ford; F Pickup; 1977; V8-460	91502
			Buick; Century; 1986-1983; V6-2.8 Buick; Skylark; 1985-1983; V6-2.8 Chev; Celebrity; 1986-1983; V6-2.8 Chev; Citation; 1985-1983; V6-2.8 Olds; Cutlass Ciera; 1986-1983; V6-2.8 Pont; 6000; 1986-1983; V6-2.8
	91476	Chry; E Class; 1983; L4-2.2 Chry; E Class; 1983; L4-2.6	91504
			Ford; Ltd; 1986-1983; V6-3.8 Ford; Thunderbird; 1983; V6-3.8 Merc; Cougar; 1983; V6-3.8 Merc; Marquis; 1986-1983; V6-3.8
			91505
			Jeep; CJ; 1986-1983; L4-2.5
			91509
			Buick; Century; 1985-1984; V6-4.3 Dsl Chev; Celebrity; 1985-1984; V6-4.3 Dsl Olds; Cutlass Ciera; 1984; V6-4.3 Dsl Pont; 6000; 1984; V6-4.3 Dsl
			91510
			Niss; Pulsar NX; 1984-1983; L4-1.6 Niss; Sentra; 1983; L4-1.5 Niss; Sentra; 1983; L4-1.7 Dsl
			91511
			Niss; Sentra; 1985-1984; L4-1.6
			91512
			Niss; 300ZX; 1989-1984; V6-3.0
			91513
			Niss; 280ZX; 1983-1981; L6-2.8

Numerical Listing - Power Steering Hose Assemblies and End Fittings

	91530 - Continued	
<p style="text-align: center;">91514</p> <p>Niss; 280ZX; 1983-1981; L6-2.8</p> <p style="text-align: center;">91516</p> <p>Toy.; Celica; 1985-1982; L4-2.4</p> <p style="text-align: center;">91517</p> <p>Toy.; Celica; 1985-1982; L6-2.8</p> <p style="text-align: center;">91518</p> <p>Toy.; Cressida; 1984-1983; L6-2.8</p> <p style="text-align: center;">91519</p> <p>Toy.; Van; 1985-1984; L4-2.0</p> <p style="text-align: center;">91520</p> <p>Toy.; Pickup; 1986-1984; L4-2.4</p> <p style="text-align: center;">91521</p> <p>Toy.; Corolla; 1988-1984; L4-1.6</p> <p style="text-align: center;">91522</p> <p>Toy.; Corolla; 1987-1984; L4-1.6</p> <p style="text-align: center;">91523</p> <p>Honda; Prelude; 1985-1983; L4-1.8</p> <p style="text-align: center;">91524</p> <p>Honda; Accord; 1983-1982; L4-1.6 (Canada)</p> <p style="text-align: center;">91525</p> <p>Honda; Accord; 1985-1984; L4-1.6 (Canada)</p> <p style="text-align: center;">91526</p> <p>Buick; Century; 1986-1982; L4-2.5 Buick; Skylark; 1985-1981; L4-2.5 Chev; Celebrity; 1986-1982; L4-2.5 Chev; Citation; 1985-1981; L4-2.5 Olds; Cutlass Ciera; 1986-1982; L4-2.5 Olds; Omega; 1984-1981; L4-2.5 Pont; Phoenix; 1984-1981; L4-2.5 Pont; 6000; 1986-1982; L4-2.5</p> <p style="text-align: center;">91527</p> <p>Buick; Skylark; 1981; V6-2.8 Chev; Citation; 1981; V6-2.8 Olds; Omega; 1981; V6-2.8 Pont; Phoenix; 1981; V6-2.8</p> <p style="text-align: center;">91528</p> <p>Buick; Skylark; 1980; V6-2.8 Chev; Citation; 1980; V6-2.8 Olds; Omega; 1980; V6-2.8 Pont; Phoenix; 1980; V6-2.8</p> <p style="text-align: center;">91529</p> <p>Buick; Skylark; 1980; L4-2.5 Chev; Citation; 1980; L4-2.5 Olds; Omega; 1980; L4-2.5 Pont; Phoenix; 1980; L4-2.5</p> <p style="text-align: center;">91530</p> <p>Buick; Century; 1982; V6-2.8 (Canada) Buick; Century; 1982; V6-3.0 Buick; Century; 1982; V6-4.3 Dsl Buick; Skylark; 1982; V6-2.8 Chev; Celebrity; 1982; V6-2.8 Chev; Celebrity; 1982; V6-4.3 Dsl Chev; Citation; 1982; V6-2.8 Olds; Cutlass Ciera; 1982; V6-2.8 (Canada) Olds; Cutlass Ciera; 1982; V6-3.0</p>	<p style="text-align: center;">91530 - Continued</p> <p>Olds; Cutlass Ciera; 1982; V6-4.3 Dsl Olds; Omega; 1982; V6-2.8 Pont; Phoenix; 1982; V6-2.8 Pont; 6000; 1982; V6-2.8 Pont; 6000; 1982; V6-4.3 Dsl</p> <p style="text-align: center;">91533</p> <p>Buick; Century; 1985-1983; V6-3.0 Buick; Century; 1986-1984; V6-3.8 Olds; Cutlass Ciera; 1985-1983; V6-3.0 Olds; Cutlass Ciera; 1986-1984; V6-3.8</p> <p style="text-align: center;">91534</p> <p>Buick; Electra; 1985; V6-3.0 Buick; Electra; 1985; V6-3.8 Olds; Ninety Eight; 1985; V6-3.0 Olds; Ninety Eight; 1985; V6-3.8</p> <p style="text-align: center;">91536</p> <p>Cad; Deville; 1985; V8-4.1 Cad; Fleetwood; 1985; V8-4.1</p> <p style="text-align: center;">91537</p> <p>Chev; P Van; 1991-1989; L4-3.9 Dsl Chev; P Van; 1989-1986; L6-4.8 Chev; P Van; 1995-1990; V6-4.3 Chev; P Van; 1995-1986; V8-5.7 Chev; P Van; 1993-1983; V8-6.2 Dsl Chev; P Van; 1995-1983; V8-6.5 Dsl GMC; P Van; 1991-1989; L4-3.9 Dsl GMC; P Van; 1989-1986; L6-4.8 GMC; P Van; 1995-1990; V6-4.3 GMC; P Van; 1995-1986; V8-5.7 GMC; P Van; 1993-1983; V8-6.2 Dsl GMC; P Van; 1995-1983; V8-6.5 Dsl Chev; P30; 1995; GM V8-6.5 Dsl GMC; P3500; 1995; V8-6.5 Dsl</p> <p style="text-align: center;">91538</p> <p>Buick; Skylark; 1985; V6-2.8 Chev; Celebrity; 1986-1985; V6-2.8 Chev; Citation; 1985; V6-2.8 Olds; Cutlass Ciera; 1986; V6-2.8 Pont; 6000; 1986-1985; V6-2.8</p> <p style="text-align: center;">91539</p> <p>VW; Jetta; 1984-1982; L4-1.6 Dsl VW; Jetta; 1984-1982; L4-1.7 VW; Jetta; 1984; L4-1.8 VW; Rabbit; 1984-1981; L4-1.6 Dsl VW; Rabbit; 1984-1981; L4-1.7 VW; Rabbit; 1984-1983; L4-1.8 VW; Rabbit Pickup; 1983-1981; L4-1.6 Dsl VW; Rabbit Pickup; 1983-1981; L4-1.7 VW; Scirocco; 1983; L4-1.7 VW; Scirocco; 1983; L4-1.8</p> <p style="text-align: center;">91541</p> <p>Niss; 300ZX; 1989-1984; V6-3.0</p> <p style="text-align: center;">91542</p> <p>Niss; 200SX; 1986-1984; L4-1.8 Niss; 200SX; 1986-1984; L4-2.0</p> <p style="text-align: center;">91543</p> <p>Niss; Pickup; 1983; L4-2.0 Niss; Pickup; 1983-1981; L4-2.2 Niss; Pickup; 1983; L4-2.2 Dsl Niss; 720 Pickup; 1980; L4-2.0</p> <p style="text-align: center;">91545</p> <p>Niss; Maxima; 1984-1981; L6-2.4 Niss; 810; 1981; L6-2.4</p>	<p style="text-align: center;">91546</p> <p>Niss; Pickup; 1984; L4-2.0 Niss; Pickup; 1986-1983; L4-2.4 Niss; Pickup; 1986; L4-2.5 Dsl</p> <p style="text-align: center;">91547</p> <p>Toy.; Corolla; 1987-1985; L4-1.6</p> <p style="text-align: center;">91549</p> <p>Toy.; Camry; 1984; L4-1.8 Dsl Toy.; Camry; 1986-1983; L4-2.0</p> <p style="text-align: center;">91550</p> <p>Toy.; Pickup; 1986-1985; L4-2.4</p> <p style="text-align: center;">91551</p> <p>Buick; Century; 1992-1982; L4-2.5 Buick; Century; 1985-1982; V6-3.0 Buick; Century; 1984; V6-3.8 Buick; Skylark; 1991-1989; L4-2.5 Buick; Skylark; 1985-1982; V6-2.8 Chev; Celebrity; 1990-1982; L4-2.5 Chev; Citation; 1985-1982; V6-2.8 Olds; Cutlass Calais; 1991-1989; L4-2.5 Olds; Cutlass Ciera; 1992-1982; L4-2.5 Olds; Cutlass Ciera; 1985-1982; V6-3.0 Olds; Cutlass Ciera; 1984; V6-3.8 Olds; Omega; 1984-1982; V6-2.8 Pont; Phoenix; 1984-1981; V6-2.8 Pont; 6000; 1991-1982; L4-2.5</p> <p style="text-align: center;">91564</p> <p>Cad; Calais; 1972-1971; V8-472 Cad; Seville; 1979-1978; V8-350 Dsl</p> <p style="text-align: center;">91565</p> <p>Cad; Calais; 1974-1973; V8-472 Cad; Calais; 1976-1973; V8-500 Cad; Deville; 1976-1973; V8-500 Cad; Fleetwood; 1976-1975; V8-500</p> <p style="text-align: center;">91566</p> <p>Cad; Eldorado; 1978-1976; V8-425 Cad; Fleetwood; 1976; V8-500 Cad; Seville; 1979-1978; V8-350 Dsl</p> <p style="text-align: center;">91568</p> <p>Ford; Custom 500; 1978; V8-400 (Canada) Ford; Ltd; 1978; V8-400 Linc; Continental; 1979-1977; V8-400 Linc; Mark V; 1979-1977; V8-400 Merc; Grand Marquis; 1978; V8-400 Merc; Marquis; 1978; V8-400</p> <p style="text-align: center;">91569</p> <p>Chev; Blazer; 1974-1973; L6-250 Chev; Blazer; 1973; V8-307 Chev; C&K Pickup; 1973; V8-307 GMC; C&K Pickup; 1974-1973; L6-250 GMC; C&K Pickup; 1973; V8-307 GMC; Jimmy; 1973; V8-307</p> <p style="text-align: center;">91570</p> <p>Chev; Blazer; 1979-1975; V8-350 Chev; C&K Pickup; 1979-1975; V8-350 Chev; Suburban; 1979-1975; V8-350 GMC; C&K Pickup; 1979-1975; V8-350 GMC; Jimmy; 1979-1975; V8-350 GMC; Suburban; 1979-1975; V8-350</p> <p style="text-align: center;">91571</p> <p>Chev; Blazer; 1979-1975; L6-250 Chev; C&K Pickup; 1979-1975; L6-250 Chev; C&K Pickup; 1979-1975; L6-292</p>

- SYSTEM PUMP & GEAR IDENT.
- SYSTEM & COMPONENT IDENT.
- PASS. CARS
- LIGHT TRUCKS
- MEDIUM/HEAVY TRUCKS
- BUSES
- HOSE NUMERICAL
- REPAIR KITS
- KIT NUMERICAL
- ILLUSTRATIONS

Numerical Listing - Power Steering Hose Assemblies and End Fittings

	91571 - Continued	91581 - Continued	91604
SYSTEM PUMP & GEAR IDENT.	Chev; C&K Pickup; 1979-1975; V8-454 Chev; Suburban; 1980-1975; L6-4.1 Chev; Suburban; 1979-1975; L6-292 Chev; Suburban; 1979-1975; V8-454 GMC; C&K Pickup; 1979-1975; L6-250 GMC; C&K Pickup; 1979-1975; L6-292 GMC; C&K Pickup; 1979-1975; V8-454 GMC; Jimmy; 1979-1975; L6-250 GMC; Suburban; 1979-1975; L6-250 GMC; Suburban; 1979-1975; L6-292 GMC; Suburban; 1979-1975; V8-454	GMC; G Van; 1978-1976; L6-250 GMC; G Van; 1978-1976; L6-292 GMC; G Van; 1978-1976; V8-305 GMC; G Van; 1978-1976; V8-400 GMC; P Van; 1979; V8-350 Chev; P30; 1979; GM V8-350 GMC; P3500; 1979; V8-350	Niss; Pickup; 1995-1986; V6-3.0
SYSTEM & COMPONENT IDENT.		91582	91605
PASS. CARS	91572	Ford; F Pickup; 1979-1978; V8-302	Niss; Pathfinder; 1987-1986; L4-2.4 Niss; Pickup; 1986-1987; L4-2.5 Dsl
LIGHT TRUCKS	Ford; E Van; 1971; L6-170 Ford; E Van; 1974-1971; L6-240 Ford; E Van; 1974-1972; L6-300 Ford; E Van; 1974-1971; V8-302	91583	91606
MEDIUM/HEAVY TRUCKS	91573	Jeep; CJ; 1986-1981; L6-4.2 Jeep; Scrambler; 1985-1981; L6-4.2	Niss; Pathfinder; 1989-1987; V6-3.0 Niss; Pickup; 1989-1986; V6-3.0
BUSES	Ford; E Van; 1977-1975; L6-300 Ford; E Van; 1977-1975; V8-351 Ford; E Van; 1977-1975; V8-460	91584	91607
HOSE NUMERICAL	91574	Jeep; CJ; 1986-1981; L6-4.2 Jeep; Scrambler; 1985-1981; L6-4.2	Honda; Prelude; 1987; L4-1.8
REPAIR KITS	Ford; F Pickup; 1977-1973; L6-240 Ford; F Pickup; 1977-1973; L6-300 Ford; F Pickup; 1977-1973; V8-460	91585	91608
KIT NUMERICAL	91575	Ford; F Pickup; 1976; L6-240 Ford; F Pickup; 1976; L6-300 Ford; F Pickup; 1976; V8-302 Ford; F Pickup; 1976; V8-360 Ford; F Pickup; 1976; V8-390 Ford; F Pickup; 1976; V8-460	Honda; Civic; 1987-1985; L4-1.3 Honda; Civic; 1987-1985; L4-1.5
ILLUSTRATIONS	Ford; F Pickup; 1975-1973; L6-240 Ford; F Pickup; 1975-1973; L6-300 Ford; F Pickup; 1975-1973; V8-302 Ford; F Pickup; 1975-1973; V8-360 Ford; F Pickup; 1975-1973; V8-390 Ford; F Pickup; 1975-1973; V8-460	91589	91609
	91576	Toy.; Tercel; 1988-1983; L4-1.5	Honda; Accord; 1989-1986; L4-2.0
	Ford; F Pickup; 1977-1973; L6-240 Ford; F Pickup; 1977-1973; L6-300 Ford; F Pickup; 1977-1973; V8-302 Ford; F Pickup; 1977-1973; V8-351 Ford; F Pickup; 1976-1973; V8-390 Ford; F Pickup; 1977; V8-400 Ford; F Pickup; 1977-1973; V8-460	91590	91612
	91577	Toy.; Tercel; 1988-1987; L4-1.5	Mits; Cordia; 1988-1984; L4-1.8 Mits; Cordia; 1988-1984; L4-2.0 Mits; Tredia; 1988-1984; L4-1.8 Mits; Tredia; 1988-1984; L4-2.0
	Ford; F Pickup; 1977-1973; L6-240 Ford; F Pickup; 1977-1973; L6-300 Ford; F Pickup; 1977-1973; V8-302 Ford; F Pickup; 1977-1973; V8-351 Ford; F Pickup; 1976-1973; V8-390 Ford; F Pickup; 1977; V8-400 Ford; F Pickup; 1977-1973; V8-460	91591	91614
	91578	Toy.; Celica; 1987-1986; L4-2.0	Mits; Galant; 1987-1985; L4-2.4
	Jeep; CJ; 1975; L6-232 Jeep; CJ; 1975; L6-258 Jeep; CJ; 1975-1972; V8-304	91592	91617
	91579	Toy.; Cressida; 1988-1985; L6-2.8	Dodge; D50 Pickup; 1980-1979; L4-2.0 Dodge; Ram 50 Pickup; 1986-1981; L4-2.0 Dodge; Ram 50 Pickup; 1986-1981; L4-2.6 Mits; Pickup; 1986-1983; L4-2.0 Mits; Pickup; 1986-1983; L4-2.6 Ply; Arrow Pickup; 1982-1980; L4-2.6
	Olds; Custom Cruiser; 1979-1978; V8-350 Olds; Cutlass Cruiser; 1978; V6-231 Olds; Cutlass Cruiser; 1978; V8-260 Olds; Cutlass Cruiser; 1978; V8-305 Olds; Cutlass Cruiser; 1978-1979; V8-350 Olds; Delta 88; 1979-1978; V8-350 Olds; Toronado; 1978; V8-403	91593	91619
	91581	Toy.; Van; 1986; L4-2.2	Dodge; Colt; 1991-1985; L4-2.0 Eagle; Vista; 1991-1989; L4-2.0 (Canada) Ply; Colt; 1991-1985; L4-2.0
	Chev; G Van; 1978-1976; L6-250 Chev; G Van; 1978-1976; L6-292 Chev; G Van; 1978-1976; V8-305 Chev; G Van; 1978-1976; V8-400 Chev; P Van; 1979; V8-350	91594	91620
		Toy.; Van; 1988-1987; L4-2.2	Chry; Conquest; 1989-1987; L4-2.6 Dodge; Conquest; 1986-1984; L4-2.6 Mits; Starion; 1989-1984; L4-2.6 Ply; Conquest; 1986-1984; L4-2.6
		91595	91621
		Toy.; Pickup; 1988-1987; L4-2.4	Dodge; Colt; 1986-1985; L4-2.0 Ply; Colt; 1986-1984; L4-2.0
		91597	91622
		Acura; Legend; 1987-1986; V6-2.5 Acura; Legend; 1990-1987; V6-2.7 Sterling; 825; 1988-1987; V6-2.5	Dodge; Colt; 1988-1987; L4-1.5 Mits; Mirage; 1988-1987; L4-1.5 Ply; Colt; 1988-1987; L4-1.5
		91598	91624
		Saab; 900; 1993-1981; L4-2.0 Saab; 900; 1993-1991; L4-2.1	Dodge; Colt; 1990-1986; L4-2.0 Eagle; Vista; 1990-1989; L4-2.0 (Canada) Ply; Colt; 1990-1986; L4-2.0
		91599	91626
		Niss; 200SX; 1986; L4-1.8	Dodge; D50 Pickup; 1980-1979; L4-2.0 Dodge; Ram 50 Pickup; 1982-1981; L4-2.0 Dodge; Ram 50 Pickup; 1986-1985; L4-2.6 Dodge; Ram 50 Pickup; 1982-1981; L4-2.6 Mits; Pickup; 1986-1983; L4-2.6 Ply; Arrow Pickup; 1982-1980; L4-2.0 Ply; Arrow Pickup; 1982-1980; L4-2.6
		91600	
		Niss; Pulsar NX; 1986-1985; L4-1.6	
		91601	
		Niss; Sentra; 1987; L4-1.6	
		91602	
		Niss; Sentra; 1988-1987; L4-1.6	
		91603	
		Niss; Pickup; 1989-1986; L4-2.4 Niss; Pickup; 1986-1987; L4-2.5 Dsl	

Numerical Listing - Power Steering Hose Assemblies and End Fittings

	91646 - Continued	91651 - Continued
<p style="text-align: center;">91627</p> <p>Dodge; Ram 50 Pickup; 1986-1983; L4-2.0 Mits; Pickup; 1986-1983; L4-2.0</p> <p style="text-align: center;">91630</p> <p>Jeep; Wrangler; 1990-1987; L4-2.5</p> <p style="text-align: center;">91631</p> <p>Buick; Century; 1987; V6-2.8 Chev; Celebrity; 1987; V6-2.8 Olds; Cutlass Ciera; 1987; V6-2.8 Pont; 6000; 1987; V6-2.8</p> <p style="text-align: center;">91632</p> <p>Chev; Nova; 1988-1985; L4-1.6</p> <p style="text-align: center;">91633</p> <p>Buick; Reatta; 1990-1988; V6-3.8 Buick; Riviera; 1990-1986; V6-3.8 Olds; Toronado; 1990-1986; V6-3.8</p> <p style="text-align: center;">91635</p> <p>Ford; Taurus; 1987-1986; L4-2.5 Merc; Sable; 1986; L4-2.5</p> <p style="text-align: center;">91636</p> <p>Ford; Taurus; 1989-1987; L4-2.5</p> <p style="text-align: center;">91637</p> <p>Ford; Taurus; 1987-1986; V6-3.0 Merc; Sable; 1987-1986; V6-3.0</p> <p style="text-align: center;">91638</p> <p>Ford; Taurus; 1989-1987; V6-3.0 Merc; Sable; 1989-1987; V6-3.0</p> <p style="text-align: center;">91639</p> <p>Ford; Taurus; 1991-1987; L4-2.5</p> <p style="text-align: center;">91640</p> <p>Ford; Taurus; 1987-1986; L4-2.5 Merc; Sable; 1986; L4-2.5</p> <p style="text-align: center;">91641</p> <p>Ford; Taurus; 1989-1987; V6-3.0 Merc; Sable; 1989-1987; V6-3.0</p> <p style="text-align: center;">91642</p> <p>Ford; Taurus; 1987-1986; V6-3.0 Merc; Sable; 1987-1986; V6-3.0</p> <p style="text-align: center;">91643</p> <p>Dodge; Dakota; 1988-1987; L4-2.2 Dodge; Dakota; 1995-1989; L4-2.5</p> <p style="text-align: center;">91644</p> <p>Chry; Town & Country Van; 1990; V6-3.0 Dodge; Caravan; 1995-1987; V6-3.0 Dodge; Grand Caravan; 1995-1992; V6-3.0 Dodge; Grand Caravan; 1989-1987; V6-3.0 Ply; Grand Voyager; 1995-1992; V6-3.0 Ply; Grand Voyager; 1989-1987; V6-3.0 Ply; Voyager; 1995-1987; V6-3.0</p> <p style="text-align: center;">91645</p> <p>Toy.; Pickup; 1988-1986; L4-2.4 Toy.; 4 Runner; 1989-1986; L4-2.4</p> <p style="text-align: center;">91646</p> <p>Cad; Allante; 1988-1987; V8-4.1</p>	<p>Cad; Allante; 1990-1989; V8-4.5 Cad; Eldorado; 1987-1986; V8-4.1 Cad; Eldorado; 1990-1986; V8-4.5 Cad; Seville; 1990-1988; V8-4.5</p> <p style="text-align: center;">91647</p> <p>Cad; Deville; 1987-1986; V8-4.1 Cad; Deville; 1990-1986; V8-4.5 Cad; Fleetwood; 1990-1988; V8-4.5</p> <p style="text-align: center;">91648</p> <p>Buick; Skyhawk; 1986; L4-1.8 Buick; Skyhawk; 1986; L4-2.0 Cad; Cimarron; 1986; L4-2.0 Cad; Cimarron; 1986; V6-2.8 Chev; Cavalier; 1986; L4-2.0 Chev; Cavalier; 1986; V6-2.8 Olds; Firenza; 1986; L4-2.0 Olds; Firenza; 1986; V6-2.8 Pont; Grand Am; 1986; L4-2.5 Pont; Grand Am; 1986; V6-3.0 Pont; Sunbird; 1986; L4-1.8 Pont; Sunbird; 1986; L4-2.0</p> <p style="text-align: center;">91649</p> <p>Buick; Skyhawk; 1987; L4-2.0 Buick; Skylark; 1987-1986; L4-2.5 Buick; Skylark; 1988-1986; V6-3.0 Buick; Skylark; 1992-1989; V6-3.3 Buick; Somerset; 1987-1985; L4-2.5 Buick; Somerset Regal; 1985; V6-3.0 Cad; Cimarron; 1988-1987; V6-2.8 Chev; Beretta; 1989-1987; L4-2.0 Chev; Beretta; 1991-1987; L4-2.2 Chev; Beretta; 1992-1990; V6-3.1 Chev; Cavalier; 1987; L4-2.0 Chev; Cavalier; 1989-1987; V6-2.8 Chev; Cavalier; 1994-1987; V6-3.1 Chev; Corsica; 1991-1987; L4-2.2 Chev; Corsica; 1992-1990; V6-3.1 Olds; Achieva; 1992; V6-3.3 Olds; Calais; 1987-1985; L4-2.5 Olds; Calais; 1987-1985; V6-3.0 Olds; Cutlass Calais; 1988; V6-3.0 Olds; Cutlass Calais; 1991-1989; V6-3.3 Olds; Firenza; 1987; L4-2.0 Olds; Firenza; 1987; V6-2.8 Pont; Grand Am; 1988-1987; L4-2.0 Pont; Grand Am; 1987; V6-3.0 Pont; Grand Am; 1992; V6-3.3 Pont; Sunbird; 1989-1987; L4-2.0 Pont; Sunbird; 1992-1991; V6-3.1 Pont; Tempest; 1989-1987; L4-2.0 (Canada) Pont; Tempest; 1991-1987; L4-2.2 (Canada) Pont; Tempest; 1991-1990; V6-3.1 (Canada)</p> <p style="text-align: center;">91650</p> <p>Dodge; Caravan; 1995-1986; L4-2.5 Dodge; Grand Caravan; 1989-1987; L4-2.5 Dodge; Mini Ram Van; 1987-1986; L4-2.6 Ply; Grand Voyager; 1989-1988; L4-2.5 Ply; Voyager; 1995-1987; L4-2.5 Ply; Voyager; 1987-1986; L4-2.6</p> <p style="text-align: center;">91651</p> <p>Chev; Blazer Full Size; 1994-1992; V8-5.7 Chev; Blazer Full Size; 1994; V8-6.5 Dsl Chev; C&K Pickup; 1991-1988; V6-4.3 Chev; C&K Pickup; 1991-1988; V8-5.0 Chev; C&K Pickup; 1994-1988; V8-5.7 Chev; C&K Pickup; 1993-1988; V8-6.2 Dsl Chev; C&K Pickup; 1994-1992; V8-6.5 Dsl Chev; C&K Pickup; 1994-1988; V8-7.4 Chev; Suburban; 1994-1992; V8-5.7 Chev; Suburban; 1994; V8-6.5 Dsl Chev; Suburban; 1994-1992; V8-7.4 GMC; C&K Pickup; 1991-1988; V6-4.3 GMC; C&K Pickup; 1991-1988; V8-5.0</p>	<p>GMC; C&K Pickup; 1994-1988; V8-5.7 GMC; C&K Pickup; 1993-1988; V8-6.2 Dsl GMC; C&K Pickup; 1994-1992; V8-6.5 Dsl GMC; C&K Pickup; 1994-1988; V8-7.4 GMC; Suburban; 1994-1992; V8-5.7 GMC; Suburban; 1994; V8-6.5 Dsl GMC; Suburban; 1994-1992; V8-7.4 GMC; Yukon; 1994-1992; V8-5.7 GMC; Yukon; 1994; V8-6.5 Dsl</p> <p style="text-align: center;">91654</p> <p>Buick; Century; 1988; V6-3.8 Olds; Cutlass Ciera; 1988; V6-3.8</p> <p style="text-align: center;">91655</p> <p>Buick; Century; 1992-1988; L4-2.5 Chev; Celebrity; 1990-1988; L4-2.5 Olds; Cutlass Ciera; 1992-1988; L4-2.5 Pont; 6000; 1991-1988; L4-2.5</p> <p style="text-align: center;">91656</p> <p>Buick; Century; 1987; L4-2.5 Chev; Celebrity; 1987; L4-2.5 Olds; Cutlass Ciera; 1987; L4-2.5 Pont; 6000; 1987; L4-2.5</p> <p style="text-align: center;">91657</p> <p>Buick; Century; 1990-1989; V6-3.3 Olds; Cutlass Ciera; 1990-1989; V6-3.3</p> <p style="text-align: center;">91658</p> <p>Buick; Century; 1989-1988; V6-2.8 Chev; Celebrity; 1989-1988; V6-2.8 Chev; Celebrity; 1990; V6-3.1 Olds; Cutlass Ciera; 1989-1988; V6-2.8 Pont; 6000; 1989-1988; V6-2.8 Pont; 6000; 1991-1988; V6-3.1</p> <p style="text-align: center;">91659</p> <p>Chev; C&K Pickup; 1991-1988; V6-4.3 Chev; C&K Pickup; 1991-1988; V8-5.0 Chev; C&K Pickup; 1991-1988; V8-5.7 Chev; C&K Pickup; 1991-1988; V8-6.2 Dsl Chev; C&K Pickup; 1991-1988; V8-7.4 GMC; C&K Pickup; 1991-1988; V6-4.3 GMC; C&K Pickup; 1991-1988; V8-5.0 GMC; C&K Pickup; 1991-1988; V8-5.7 GMC; C&K Pickup; 1991-1988; V8-6.2 Dsl GMC; C&K Pickup; 1991-1988; V8-7.4</p> <p style="text-align: center;">91660</p> <p>Buick; Regal; 1985-1984; V6-3.8</p> <p style="text-align: center;">91661</p> <p>Ford; Aerostar; 1989-1987; V6-3.0</p> <p style="text-align: center;">91662</p> <p>Buick; Regal; 1989-1988; V6-2.8 Buick; Regal; 1991-1989; V6-3.1 Chev; Lumina; 1990; V6-3.1 Olds; Cutlass Ciera; 1989-1988; V6-2.8 Olds; Cutlass Cruiser; 1990-1988; V6-3.3 Olds; Cutlass Supreme; 1990-1989; V6-3.1 Pont; Grand Prix; 1989-1988; V6-2.8 Pont; Grand Prix; 1990-1989; V6-3.1</p> <p style="text-align: center;">91663</p> <p>Dodge; Ram 50 Pickup; 1989-1987; L4-2.6</p> <p style="text-align: center;">91665</p> <p>Chry; Daytona; 1988; L4-2.2 (Canada) Chry; Daytona; 1988; L4-2.5 (Canada) Chry; Lebaron; 1988; L4-2.2</p>

SYSTEM PUMP & GEAR IDENT.
SYSTEM & COM- PONENT IDENT.
PASS. CARS
LIGHT TRUCKS
MEDIUM/ HEAVY TRUCKS
BUSES
HOSE NUMER- ICAL
REPAIR KITS
KIT NUMER- ICAL
ILLUST- RATIONS

Numerical Listing - Power Steering Hose Assemblies and End Fittings

	91665 - Continued	91684	91703
SYSTEM PUMP & GEAR IDENT.	Chry; Lebaron; 1988; L4-2.5 Dodge; Daytona; 1988; L4-2.2 Dodge; Daytona; 1988; L4-2.5 Dodge; Shadow; 1988; L4-2.2 Dodge; Shadow; 1988; L4-2.5 Ply; Sundance; 1988; L4-2.2 Ply; Sundance; 1988; L4-2.5	Geo; Prizm; 1990; L4-1.6 Toy.; Corolla; 1990-1988; L4-1.6	Chry; Daytona; 1993-1992; L4-2.2 (Canada) Chry; Daytona; 1990-1988; L4-2.2 (Canada) Chry; Lebaron; 1990-1988; L4-2.2 Chry; TC Maserati; 1990-1989; L4-2.2 Dodge; Daytona; 1993-1992; L4-2.2 Dodge; Daytona; 1990-1988; L4-2.2 Dodge; Shadow; 1990-1988; L4-2.2 Dodge; Shadow; 1990-1988; L4-2.5 Dodge; Spirit; 1992-1991; L4-2.2 Dodge; Spirit; 1989; L4-2.5 Ply; Acclaim; 1989-1988; L4-2.5 Ply; Sundance; 1990-1988; L4-2.5
SYSTEM & COMPONENT IDENT.	91666 Dodge; Monaco; 1990; V6-3.0 Eagle; Premier; 1990-1988; V6-3.0	91685 Hyundai; Sonata; 1993; L4-2.0 Hyundai; Sonata; 1991-1989; L4-2.4	91704 Ford; Thunderbird; 1989; V6-3.8 Merc; Cougar; 1989; V6-3.8
PASS. CARS	91668 Hyundai; Excel; 1989-1986; L4-1.5 Mits; Precis; 1989-1987; L4-1.5	91686 Toy.; Camry; 1991-1987; L4-2.0	91706 Chev; Astro; 1994-1990; V6-4.3 GMC; Safari; 1994-1990; V6-4.3
LIGHT TRUCKS	91669 Ford; Taurus; 1989-1988; V6-3.8 Merc; Sable; 1989-1988; V6-3.8	91687 Toy.; Supra; 1988-1986; L6-3.0	91707 Buick; Regal; 1995-1990; V6-3.8
MEDIUM/HEAVY TRUCKS	91672 Pont; Lemans; 1993-1988; L4-1.6	91688 Toy.; Supra; 1993-1989; L6-3.0	91708 Chev; Lumina; 1993-1991; V6-3.4 Olds; Cutlass Supreme; 1993-1991; V6-3.4 Pont; Grand Prix; 1993-1991; V6-3.4
BUSES	91673 Ford; Taurus; 1992-1990; V6-3.0 Merc; Sable; 1992-1990; V6-3.0	91689 Ford; Taurus; 1991-1990; V6-3.8 Merc; Sable; 1991-1990; V6-3.8	91709 Buick; Regal; 1993-1991; V6-3.1 Chev; Lumina; 1994-1991; V6-3.1 Olds; Cutlass Supreme; 1993-1991; V6-3.1 Pont; Grand Prix; 1993-1991; V6-3.1
HOSE NUMERICAL	91674 Chev; Lumina APV; 1995-1990; V6-3.1 Olds; Silhouette; 1994-1990; V6-3.1 Pont; Trans Sport; 1995-1990; V6-3.1	91690 Niss; Pickup; 1995-1990; L4-2.4	91710 Chev; Lumina APV; 1995-1992; V6-3.8 Olds; Silhouette; 1995-1992; V6-3.8 Pont; Trans Sport; 1995-1992; V6-3.8
REPAIR KITS	91675 Chry; Town & Country Van; 1993-1990; V6-3.3 Chry; Town & Country Van; 1995-1994; V6-3.8 Dodge; Caravan; 1995-1990; V6-3.3 Dodge; Grand Caravan; 1995-1990; V6-3.3 Dodge; Grand Caravan; 1995-1994; V6-3.8 Ply; Grand Voyager; 1995-1990; V6-3.3 Ply; Grand Voyager; 1995-1991; V6-3.8	91691 Chev; Lumina; 1993-1990; L4-2.2	91711 Pont; Lemans; 1990-1989; L4-2.0
KIT NUMERICAL	91676 Toy.; Celica; 1989-1988; L4-2.0	91692 Niss; Pickup; 1993-1990; L4-2.4	91712 Geo; Prizm; 1992-1990; L4-1.6
ILLUSTRATIONS	91677 Toy.; Camry; 1991-1988; V6-2.5	91693 Niss; 240SX; 1990-1989; L4-2.4	91713 Pont; 6000; 1990-1988; V6-3.1
	91678 Toy.; Tercel; 1990; L4-1.5	91694 Ford; Aerostar; 1995-1990; V6-3.0 Ford; Aerostar; 1995-1993; V6-4.0	91715 Buick; Century; 1993-1991; V6-3.3 Olds; Cutlass Ciera; 1993-1991; V6-3.3 Olds; Cutlass Cruiser; 1993-1991; V6-3.3
	91679 Toy.; Pickup; 1995-1989; V6-3.0 Toy.; 4 Runner; 1995-1989; V6-3.0	91695 Chev; C&K Pickup; 1991; V6-4.3 Chev; C&K Pickup; 1991; V8-5.0 Chev; C&K Pickup; 1991; V8-5.7 Chev; C&K Pickup; 1991; V8-6.2 Dsl Chev; C&K Pickup; 1991; V8-7.4 GMC; C&K Pickup; 1991; V6-4.3 GMC; C&K Pickup; 1991; V8-5.0 GMC; C&K Pickup; 1991; V8-5.7 GMC; C&K Pickup; 1991; V8-6.2 Dsl GMC; C&K Pickup; 1991; V8-7.4	91716 Buick; Century; 1995-1993; L4-2.2 Olds; Cutlass Ciera; 1995-1993; L4-2.2
	91680 Toy.; Pickup; 1988; V6-3.0 Toy.; 4 Runner; 1989-1988; V6-3.0	91697 Chev; Blazer Full Size; 1991-1989; V8-6.2 Dsl Chev; Suburban; 1991-1989; V8-6.2 Dsl GMC; Jimmy Full Size; 1991-1989; V8-6.2 Dsl GMC; Suburban; 1991-1989; V8-6.2 Dsl	91717 Chev; Cavalier; 1989; V6-2.8 Chev; Cavalier; 1994-1990; V6-3.1 Pont; Sunbird; 1994-1991; V6-3.1
	91681 Toy.; Pickup; 1995-1989; L4-2.4 Toy.; 4 Runner; 1995-1989; L4-2.4	91698 Toy.; Land Cruiser; 1989-1988; L6-4.0	91718 Cad; Allante; 1993; V8-4.6 Cad; Deville; 1995-1993; V8-4.6 Cad; Seville; 1995-1993; V8-4.6
	91682 Toy.; Pickup; 1995-1989; V6-3.0	91699 Toy.; Cressida; 1992-1989; L6-3.0	91719 Cad; Deville; 1995-1993; V8-4.9
	91683 Ford; Probe; 1992-1989; L4-2.2 Mazda; MX-6; 1992-1989; L4-2.2 Mazda; 626; 1992-1988; L4-2.2	91700 Toy.; Celica; 1993-1990; L4-2.0 Toy.; Celica; 1993-1990; L4-2.2	
		91702 Honda; Civic; 1991-1988; L4-1.5 Honda; Civic; 1991-1988; L4-1.6	

Numerical Listing - Power Steering Hose Assemblies and End Fittings

91719 - Continued	91732	91749
Cad; Seville; 1993; V8-4.9	Chev; C&K Pickup; 1994-1992; V8-5.7 GMC; C&K Pickup; 1994-1992; V8-5.7	Honda; Prelude; 1991-1989; L4-2.0 Honda; Prelude; 1991-1990; L4-2.1
91720	91733	91750
Cad; Eldorado; 1992; V8-4.9 Cad; Seville; 1992; V8-4.9	Chev; C&K Pickup; 1993-1992; V8-6.2 Dsl Chev; C&K Pickup; 1994-1992; V8-6.5 Dsl Chev; C&K Pickup; 1994-1992; V8-7.4 GMC; C&K Pickup; 1993-1992; V8-6.2 Dsl GMC; C&K Pickup; 1994-1992; V8-6.5 Dsl GMC; C&K Pickup; 1994-1992; V8-7.4	Honda; Prelude; 1995-1992; L4-2.2 Honda; Prelude; 1995-1992; L4-2.3
91721	91734	91751
Buick; Reatta; 1991; V6-3.8 Buick; Riviera; 1993-1991; V6-3.8 Olds; Toronado; 1992-1991; V6-3.8	Chry; Town & Country Van; 1993-1992; V6-3.3 Chry; Town & Country Van; 1995-1994; V6-3.8 Dodge; Caravan; 1994-1991; V6-3.3 Dodge; Grand Caravan; 1995-1991; V6-3.3 Dodge; Grand Caravan; 1995-1994; V6-3.8 Ply; Grand Voyager; 1995-1991; V6-3.3 Ply; Grand Voyager; 1995-1991; V6-3.8	Mazda; MX-3; 1995-1992; L4-1.6 Mazda; Protege; 1994-1990; L4-1.8 Mazda; 323; 1994-1990; L4-1.6 Mazda; 323; 1995-1993; L4-1.6 (Canada) Mazda; 323; 1991-1990; L4-1.8 (Canada)
91722	91735	91752
Cad; Allante; 1992-1991; V8-4.5 Cad; Eldorado; 1991; V8-4.9 Cad; Seville; 1991; V8-4.9	Ford; Tempo; 1994-1992; L4-2.3 Ford; Tempo; 1994-1992; V6-3.0 Merc; Topaz; 1994-1992; L4-2.3 Merc; Topaz; 1994-1992; V6-3.0	Hyundai; Excel; 1993-1990; L4-1.5 Hyundai; Scoupe; 1992-1991; L4-1.5 Mits; Precis; 1993-1990; L4-1.5
91723	91736	91753
Buick; Park Ave.; 1995-1991; V6-3.8 Olds; Eighty Eight; 1995; V6-3.8 Olds; Ninety Eight; 1995-1992; V6-3.8 Pont; Bonneville; 1995-1992; V6-3.8	Ford; Taurus; 1993-1990; V6-3.8 Linc; Continental; 1994-1990; V6-3.8 Merc; Sable; 1993-1990; V6-3.8	Dodge; Raider; 1989-1987; L4-2.6 Mits; Montero; 1989-1986; L4-2.6
91724	91737	91754
Cad; Deville; 1992-1991; V8-4.9 Cad; Sixty Special; 1993; V8-4.9	Ford; Taurus; 1993-1992; V6-3.8 Linc; Continental; 1993-1992; V6-3.8 Merc; Sable; 1993-1992; V6-3.8	Saab; 9000; 1990-1986; L4-2.0
91725	91738	91755
Cad; Deville; 1993; V8-4.9 Cad; Sixty Special; 1993; V8-4.9	Ford; Taurus; 1993; V6-3.0 Merc; Sable; 1993; V6-3.0	Niss; 300ZX; 1995-1990; V6-3.0
91726	91739	91756
Chev; P30; 1995-1990; GM V8-7.4	Ford; Probe; 1995-1993; L4-2.0 Mazda; MX-6; 1993; L4-2.0 Mazda; 626; 1993; L4-2.0	Niss; 200SX; 1988-1987; V6-3.0
91727	91740	91757
Chev; P Van; 1995; V6-4.3 GMC; P Van; 1995; V6-4.3 Chev; P30; 1991-1990; GM V8-5.7 Chev; P30; 1995-1990; GM V8-7.4 GMC; P3500; 1995-1993; V8-7.4	Ford; Taurus; 1993; V6-3.0 Merc; Sable; 1993; V6-3.0	Niss; Pathfinder; 1990-1989; V6-3.0 Niss; Pickup; 1993-1990; V6-3.0
91728	91741	91758
Chev; P30; 1991-1990; GM V8-5.7	Ford; Escort; 1995-1991; L4-1.8 Merc; Tracer; 1995-1991; L4-1.8	Niss; Pathfinder; 1992-1991; V6-3.0
91729	91743	91759
Chev; P Van; 1993-1990; V6-4.3 GMC; P Van; 1993-1990; V6-4.3	Ford; F Pickup; 1995-1993; L6-4.9	Toy.; Tercel; 1989; L4-1.5
91730	91744	91760
Chev; Blazer Full Size; 1994-1992; V8-5.7 Chev; Blazer Full Size; 1994; V8-6.5 Dsl Chev; C&K Pickup; 1994-1992; V8-5.7 Chev; C&K Pickup; 1994-1992; V8-6.5 Dsl Chev; C&K Pickup; 1994-1992; V8-7.4 Chev; Suburban; 1994-1992; V8-5.7 Chev; Suburban; 1994; V8-6.5 Dsl Chev; Suburban; 1994-1992; V8-7.4 GMC; C&K Pickup; 1994-1992; V8-5.7 GMC; C&K Pickup; 1994-1992; V8-6.5 Dsl GMC; C&K Pickup; 1994-1992; V8-7.4 GMC; Suburban; 1994-1992; V8-5.7 GMC; Suburban; 1994; V8-6.5 Dsl GMC; Suburban; 1994-1992; V8-7.4 GMC; Yukon; 1994-1992; V8-5.7 GMC; Yukon; 1994; V8-6.5 Dsl	Ford; F Pickup; 1995-1992; V8-7.3 Dsl Ford; Super Duty Pickup; 1995-1992; V8-7.3 Dsl Ford; F Super Duty; 1995; V8-7.3 Dsl	Toy.; Land Cruiser; 1992-1990; L6-4.0
91731	91745	91761
Chev; C&K Pickup; 1994-1992; V8-5.7 Chev; C&K Pickup; 1994-1992; V8-7.4 GMC; C&K Pickup; 1994-1992; V8-5.7 GMC; C&K Pickup; 1994-1992; V8-7.4	Honda; Accord; 1989; L4-2.0	Toy.; Supra; 1993-1989; L6-3.0
	91746	91762
	Honda; Accord; 1993-1990; L4-2.2	Toy.; Tercel; 1991; L4-1.5
	91747	91763
	Honda; Prelude; 1990-1989; L4-2.0	Toy.; Paseo; 1995-1992; L4-1.5 Toy.; Tercel; 1994-1991; L4-1.5
	91748	91764
	Honda; Prelude; 1988; L4-2.0	Toy.; Pickup; 1995-1990; V6-3.0 Toy.; 4 Runner; 1995-1990; V6-3.0

**SYSTEM
PUMP &
GEAR
IDENT.**

**SYSTEM &
COM-
PONENT
IDENT.**

**PASS.
CARS**

**LIGHT
TRUCKS**

**MEDIUM/
HEAVY
TRUCKS**

BUSES

**HOSE
NUMER-
ICAL**

**REPAIR
KITS**

**KIT
NUMER-
ICAL**

**ILLUST-
RATIONS**

Numerical Listing - Power Steering Hose Assemblies and End Fittings

SYSTEM PUMP & GEAR IDENT.	91767		91783
	Ford; Thunderbird; 1995-1990; V6-3.8 Merc; Cougar; 1995-1990; V6-3.8		Buick; Riviera; 1995; V6-3.8
SYSTEM & COMPONENT IDENT.	91768		91784
	Ford; Tempo; 1991-1984; L4-2.3 Merc; Topaz; 1991-1984; L4-2.3		Buick; Electra; 1990-1987; V6-3.8 Buick; Lesabre; 1990-1987; V6-3.8 Olds; Delta 88; 1988-1987; V6-3.8 Olds; Eighty Eight; 1991-1987; V6-3.8 Pont; Bonneville; 1991-1987; V6-3.8
PASS. CARS	91769		91785
	Ford; Tempo; 1994-1992; V6-3.0 Merc; Topaz; 1994-1992; V6-3.0		Buick; Riviera; 1986; V6-3.8 Cad; Eldorado; 1986; V8-4.1 Cad; Seville; 1986; V8-4.1 Olds; Toronado; 1986; V6-3.8
LIGHT TRUCKS	91770		91786
	Ford; Tempo; 1994-1992; L4-2.3 Merc; Topaz; 1994-1992; L4-2.3		Buick; Reatta; 1988; V6-3.8 Buick; Riviera; 1988-1987; V6-3.8 Cad; Eldorado; 1987-1988; V8-4.1 Olds; Toronado; 1988-1987; V6-3.8
MEDIUM/HEAVY TRUCKS	91771		91787
	Ford; Taurus; 1993-1990; V6-3.8 Linc; Continental; 1993-1988; V6-3.8 Merc; Sable; 1993-1990; V6-3.8		Buick; Reatta; 1988; V6-3.8 Buick; Riviera; 1988-1987; V6-3.8 Olds; Toronado; 1988-1987; V6-3.8
BUSES	91772		91788
	Ford; Taurus; 1993-1990; V6-3.8 Linc; Continental; 1993-1990; V6-3.8 Merc; Sable; 1993-1990; V6-3.8		Buick; Reatta; 1991-1989; V6-3.8 Buick; Riviera; 1991-1989; V6-3.8 Cad; Eldorado; 1990-1989; V8-4.5 Cad; Eldorado; 1991-1989; V8-4.9 Cad; Seville; 1991; V8-4.9 Olds; Toronado; 1991-1989; V6-3.8
HOSE NUMERICAL	91773		91789
	Ford; Taurus; 1990; V6-3.8 Linc; Continental; 1990-1988; V6-3.8 Merc; Sable; 1990; V6-3.8		Buick; Reatta; 1991-1989; V6-3.8 Buick; Riviera; 1991-1989; V6-3.8 Olds; Toronado; 1991-1989; V6-3.8
REPAIR KITS	91774		91790
	Ford; Taurus; 1995-1989; V6-3.0		Cad; Eldorado; 1990-1989; V8-4.5
KIT NUMERICAL	91775		91791
	Ford; Taurus; 1991-1990; V6-3.0 Merc; Sable; 1991-1990; V6-3.0		Cad; Eldorado; 1990; V8-4.5 Cad; Eldorado; 1992-1990; V8-4.9 Cad; Seville; 1992-1991; V8-4.9
ILLUSTRATIONS	91776		91792
	Ford; Taurus; 1995-1988; V6-3.8 Merc; Sable; 1995-1988; V6-3.8		Buick; Riviera; 1993-1992; V6-3.8 Cad; Eldorado; 1992; V8-4.9 Cad; Seville; 1992; V8-4.9 Olds; Toronado; 1992; V6-3.8
	91777		91793
	Ford; Taurus; 1993-1992; V6-3.0 Merc; Sable; 1993-1992; V6-3.0		Buick; Riviera; 1993-1992; V6-3.8 Olds; Toronado; 1992; V6-3.8
	91778		91794
	Buick; Century; 1995-1994; V6-3.1 Olds; Cutlass Ciera; 1995-1994; V6-3.1		Buick; Park Ave.; 1995-1991; V6-3.8 Olds; Eighty Eight; 1995; V6-3.8 Olds; Ninety Eight; 1995-1993; V6-3.8 Pont; Bonneville; 1995-1992; V6-3.8
	91779		91795
	Buick; Roadmaster; 1995-1994; V8-5.7 Cad; Fleetwood; 1995-1994; V8-5.7		Buick; Riviera; 1995; V6-3.8
	91780		91796
	Buick; Roadmaster; 1995-1994; V8-5.7 Chev; Caprice; 1995-1994; V8-4.3		Buick; Regal; 1995-1994; V6-3.1 Chev; Lumina; 1995; V6-3.1 Chev; Monte Carlo; 1995; V6-3.1 Olds; Cutlass Cruiser; 1994; V6-3.8
	91781		
	Olds; Eighty Eight; 1995; V6-3.8 Olds; Ninety Eight; 1995; V6-3.8 Pont; Bonneville; 1995; V6-3.8		
	91782		
	Buick; Lesabre; 1995-1991; V6-3.8 Buick; Park Ave.; 1995-1991; V6-3.8 Cad; Deville; 1992-1991; V8-4.9 Cad; Sixty Special; 1993; V8-4.9 Olds; Eighty Eight; 1995-1990; V6-3.8 Olds; Ninety Eight; 1995-1991; V6-3.8 Pont; Bonneville; 1995-1990; V6-3.8		
			91796 - Continued
			Pont; Grand Prix; 1995-1994; V6-3.1
			91797
			Acura; Integra; 1993-1990; L4-1.7
			91798
			Acura; Legend; 1995-1991; V6-3.2
			91799
			Cad; Deville; 1995-1993; V8-4.6 Cad; Seville; 1995-1993; V8-4.6
			91800
			Cad; Deville; 1995-1993; V8-4.9 Cad; Eldorado; 1993; V8-4.9 Cad; Seville; 1993; V8-4.9 Cad; Sixty Special; 1993; V8-4.9
			91802
			Chev; Caprice; 1995-1994; V8-4.3
			91803
			Chev; Camaro; 1995-1993; V8-5.7 Pont; Firebird; 1995-1993; V8-5.7
			91804
			Chev; Cavalier; 1995; L4-2.2 Pont; Sunfire; 1995; L4-2.2
			91805
			Buick; Regal; 1989-1988; V6-2.8 Buick; Regal; 1990-1989; V6-3.1 Chev; Lumina; 1990; V6-3.1 Olds; Cutlass Ciera; 1989-1988; V6-2.8 Olds; Cutlass Cruiser; 1990-1988; V6-3.3 Olds; Cutlass Supreme; 1990-1989; V6-3.1 Pont; Grand Prix; 1989-1988; V6-2.8 Pont; Grand Prix; 1990-1989; V6-3.1
			91806
			Buick; Regal; 1991-1990; V6-3.8
			91807
			Buick; Regal; 1995-1992; V6-3.8
			91808
			Chev; Lumina; 1995; V6-3.4 Olds; Cutlass Supreme; 1995-1994; V6-3.4 Pont; Grand Prix; 1995-1994; V6-3.4
			91809
			Olds; Aurora; 1995; V8-4.0
			91810
			Olds; Aurora; 1995; V8-4.0
			91811
			Olds; Cutlass Supreme; 1993; V6-3.1
			91812
			GMC; Jimmy Full Size; 1991-1988; V8-5.7 Olds; Cutlass Supreme; 1995; V6-3.1 Pont; Grand Prix; 1995; V6-3.1
			91813
			Chev; C&K Pickup; 1995; V8-6.5 Dsl Chev; C&K Pickup; 1995; V8-7.4 Chev; Suburban; 1995; V8-6.5 Dsl Chev; Suburban; 1995; V8-7.4

Numerical Listing - Power Steering Hose Assemblies and End Fittings

91813 - Continued	91818 - Continued	91836
Chev; Tahoe; 1995; V8-6.5 Dsl GMC; C&K Pickup; 1995; V8-6.5 Dsl GMC; C&K Pickup; 1995; V8-7.4 GMC; Suburban; 1995; V8-6.5 Dsl GMC; Suburban; 1995; V8-7.4 GMC; Yukon; 1995; V8-6.5 Dsl	GMC; Suburban; 1994-1992; V8-5.7 GMC; Suburban; 1994; V8-6.5 Dsl GMC; Suburban; 1994-1992; V8-7.4 GMC; Yukon; 1994-1992; V8-5.7 GMC; Yukon; 1994; V8-6.5 Dsl	Ford; Thunderbird; 1995-1994; V8-4.6 Linc; Mark VIII; 1995-1993; V8-4.6 Merc; Cougar; 1995-1994; V8-4.6
91814	91819	91837
Chev; C&K Pickup; 1995; V8-5.7 Chev; C&K Pickup; 1995; V8-6.5 Dsl Chev; C&K Pickup; 1995; V8-7.4 Chev; Suburban; 1995; V8-5.7 Chev; Suburban; 1995; V8-6.5 Dsl Chev; Suburban; 1995; V8-7.4 Chev; Tahoe; 1995; V8-5.7 Chev; Tahoe; 1995; V8-6.5 Dsl GMC; C&K Pickup; 1995; V8-5.7 GMC; C&K Pickup; 1995; V8-6.5 Dsl GMC; C&K Pickup; 1995; V8-7.4 GMC; Suburban; 1995; V8-5.7 GMC; Suburban; 1995; V8-6.5 Dsl GMC; Suburban; 1995; V8-7.4 GMC; Yukon; 1995; V8-5.7 GMC; Yukon; 1995; V8-6.5 Dsl	Chev; Astro; 1995; V6-4.3 GMC; Safari; 1995; V6-4.3	Ford; Contour; 1995; L4-2.0 Merc; Mystique; 1995; L4-2.0
91815	91820	91838
Chev; C&K Pickup; 1995; V8-5.7 Chev; Suburban; 1995; V8-5.7 Chev; Tahoe; 1995; V8-5.7 GMC; C&K Pickup; 1995; V8-5.7 GMC; Suburban; 1995; V8-5.7 GMC; Yukon; 1995; V8-5.7	Chev; P Van; 1995-1994; V6-4.3 GMC; P Van; 1995-1994; V6-4.3	Ford; Contour; 1995; V6-2.5 Merc; Mystique; 1995; V6-2.5
91816	91821	91839
Chev; C&K Pickup; 1995; V8-5.7 Chev; C&K Pickup; 1995; V8-6.5 Dsl Chev; C&K Pickup; 1995; V8-7.4 Chev; Suburban; 1995; V8-6.5 Dsl Chev; Suburban; 1995; V8-7.4 Chev; Tahoe; 1995; V8-5.7 Chev; Tahoe; 1995; V8-6.5 Dsl GMC; C&K Pickup; 1995; V8-5.7 GMC; C&K Pickup; 1995; V8-6.5 Dsl GMC; C&K Pickup; 1995; V8-7.4 GMC; Suburban; 1995; V8-5.7 GMC; Suburban; 1995; V8-6.5 Dsl GMC; Suburban; 1995; V8-7.4 GMC; Yukon; 1995; V8-5.7 GMC; Yukon; 1995; V8-6.5 Dsl	Chev; P Van; 1995; V8-6.5 Dsl GMC; P Van; 1995; V8-6.5 Dsl	Ford; Contour; 1995; L4-2.0 Ford; Contour; 1995; V6-2.5 Merc; Mystique; 1995; L4-2.0 Merc; Mystique; 1995; V6-2.5
91817	91822	91840
Chev; C&K Pickup; 1995; V8-5.7 Chev; C&K Pickup; 1995; V8-6.5 Dsl Chev; C&K Pickup; 1995; V8-7.4 GMC; C&K Pickup; 1995; V8-5.7 GMC; C&K Pickup; 1995; V8-6.5 Dsl GMC; C&K Pickup; 1995; V8-7.4 GMC; Suburban; 1995; V8-5.7 GMC; Suburban; 1995; V8-6.5 Dsl GMC; Suburban; 1995; V8-7.4 GMC; Yukon; 1995; V8-5.7 GMC; Yukon; 1995; V8-6.5 Dsl	Chev; P Van; 1995; V8-6.5 Dsl GMC; P Van; 1995; V8-6.5 Dsl	Ford; Thunderbird; 1995-1990; V6-3.8 Merc; Cougar; 1990; V6-3.8
91818	91823	91841
Chev; Blazer Full Size; 1994-1992; V8-5.7 Chev; Blazer Full Size; 1988; V8-5.7 Chev; Blazer Full Size; 1994; V8-6.5 Dsl Chev; C&K Pickup; 1991-1988; V6-4.3 Chev; C&K Pickup; 1991-1988; V8-5.0 Chev; C&K Pickup; 1994-1988; V8-5.7 Chev; C&K Pickup; 1993-1988; V8-6.2 Dsl Chev; C&K Pickup; 1994-1992; V8-6.5 Dsl Chev; C&K Pickup; 1994-1988; V8-7.4 Chev; Suburban; 1994-1988; V8-5.7 Chev; Suburban; 1994; V8-6.5 Dsl Chev; Suburban; 1994-1989; V8-7.4 GMC; C&K Pickup; 1991-1988; V6-4.3 GMC; C&K Pickup; 1991-1988; V8-5.0 GMC; C&K Pickup; 1994-1988; V8-5.7 GMC; C&K Pickup; 1993-1988; V8-6.2 Dsl GMC; C&K Pickup; 1994-1992; V8-6.5 Dsl GMC; C&K Pickup; 1994-1988; V8-7.4	Chry; Concorde; 1995-1993; V6-3.5 Chry; Intrepid; 1995-1993; V6-3.5 (Canada) Chry; LHS; 1995-1994; V6-3.5 Dodge; Intrepid; 1995-1993; V6-3.5 Eagle; Vision; 1995-1993; V6-3.5	Ford; Thunderbird; 1993-1991; V8-5.0 Merc; Cougar; 1993-1991; V8-5.0
	91826	91842
	Ford; Tempo; 1988-1984; L4-2.3 Merc; Topaz; 1988-1984; L4-2.3	Ford; Thunderbird; 1993-1991; V8-5.0 Merc; Cougar; 1993-1991; V8-5.0
	91827	91843
	Ford; Tempo; 1991-1990; L4-2.3 Merc; Topaz; 1991-1990; L4-2.3	Ford; Tempo; 1989-1988; L4-2.3 Merc; Topaz; 1989-1988; L4-2.3
	91828	91844
	Ford; Tempo; 1994-1992; L4-2.3 Merc; Topaz; 1994-1992; L4-2.3	Ford; Bronco; 1992-1990; L6-4.9 Ford; F Pickup; 1995-1993; L6-4.9
	91829	91845
	Ford; Tempo; 1994-1992; V6-3.0 Merc; Topaz; 1994-1992; V6-3.0	Ford; F Pickup; 1995-1993; L6-4.9
	91830	91846
	Ford; Taurus; 1995-1994; V6-3.8 Linc; Continental; 1994; V6-3.8 Merc; Sable; 1995-1994; V6-3.8	Ford; Bronco; 1995-1991; V8-5.0 Ford; Bronco; 1995-1990; V8-5.8 Ford; Bronco Full Size; 1990; V8-5.8 Ford; F Pickup; 1992-1990; L6-4.9 Ford; F Pickup; 1995-1990; V8-5.0 Ford; F Pickup; 1995-1990; V8-5.8
	91831	91847
	Linc; Continental; 1995; V8-4.6	Ford; F Pickup; 1995-1993; V8-5.0 Ford; F Pickup; 1995-1993; V8-5.8
	91832	91848
	Ford; Taurus; 1995-1993; V6-3.2	Ford; Country Sedan; 1972; V8-302 Ford; Country Sedan; 1974-1972; V8-351 Ford; Country Sedan; 1974-1972; V8-400 Ford; Country Sedan; 1972; V8-429 Ford; Country Squire; 1972; V8-302 Ford; Country Squire; 1974-1972; V8-351 Ford; Country Squire; 1974-1972; V8-400 Ford; Country Squire; 1972; V8-429 Ford; Custom; 1972; V8-302 Ford; Custom; 1972; V8-351 Ford; Custom; 1972; V8-400 Ford; Custom; 1972; V8-429 Ford; Custom 500; 1972; V8-302 Ford; Custom 500; 1974-1972; V8-351 Ford; Custom 500; 1974-1972; V8-400 Ford; Custom 500; 1972; V8-429 Ford; Galaxie 500; 1972; V8-302 Ford; Galaxie 500; 1974-1972; V8-351
	91833	
	Ford; Taurus; 1995-1994; V6-3.0 Merc; Sable; 1995-1994; V6-3.0	
	91834	
	Ford; Taurus; 1995-1994; V6-3.0 Merc; Sable; 1995-1994; V6-3.0	
	91835	
	Ford; Taurus; 1995-1994; V6-3.8 Merc; Sable; 1995-1994; V6-3.8	

SYSTEM PUMP & GEAR IDENT.
SYSTEM & COM- PONENT IDENT.
PASS. CARS
LIGHT TRUCKS
MEDIUM/ HEAVY TRUCKS
BUSES
HOSE NUMER- ICAL
REPAIR KITS
KIT NUMER- ICAL
ILLUST- RATIONS

Numerical Listing - Power Steering Hose Assemblies and End Fittings

	91848 - Continued	91859	91872
SYSTEM PUMP & GEAR IDENT.	Ford; Galaxie 500; 1974-1972; V8-400 Ford; Galaxie 500; 1972; V8-429 Ford; Gran Torino; 1972; V8-302 Ford; Gran Torino; 1972; V8-351 Ford; Gran Torino; 1972; V8-400 Ford; Gran Torino; 1972; V8-429 Ford; Ltd; 1972; V8-302 Ford; Ltd; 1974-1972; V8-351 Ford; Ltd; 1974-1972; V8-400 Ford; Ltd; 1972; V8-429 Ford; Ranch Wagon; 1972; V8-302 Ford; Ranch Wagon; 1974-1972; V8-351 Ford; Ranch Wagon; 1974-1972; V8-400 Ford; Ranch Wagon; 1972; V8-429 Ford; Ranchoero; 1972; V8-302 Ford; Ranchoero; 1972; V8-351 Ford; Ranchoero; 1972; V8-400 Ford; Ranchoero; 1972; V8-429 Ford; Torino; 1972; V8-302 Ford; Torino; 1972; V8-351 Ford; Torino; 1972; V8-400 Ford; Torino; 1972; V8-429 Merc; Colony Park; 1974-1972; V8-400 Merc; Colony Park; 1972; V8-429 Merc; Marquis; 1974-1972; V8-400 Merc; Marquis; 1972; V8-429 Merc; Monterey; 1974-1972; V8-400 Merc; Monterey; 1972; V8-429	Toy.; Camry; 1992; L4-2.2	Niss; Pulsar NX; 1988; L4-1.6 Niss; Sentra; 1986; L4-1.6
SYSTEM & COMPONENT IDENT.	Ford; Ranch Wagon; 1972; V8-302 Ford; Ranch Wagon; 1974-1972; V8-351 Ford; Ranch Wagon; 1974-1972; V8-400 Ford; Ranch Wagon; 1972; V8-429 Ford; Ranchoero; 1972; V8-302 Ford; Ranchoero; 1972; V8-351 Ford; Ranchoero; 1972; V8-400 Ford; Ranchoero; 1972; V8-429 Ford; Torino; 1972; V8-302 Ford; Torino; 1972; V8-351 Ford; Torino; 1972; V8-400 Ford; Torino; 1972; V8-429 Merc; Colony Park; 1974-1972; V8-400 Merc; Colony Park; 1972; V8-429 Merc; Marquis; 1974-1972; V8-400 Merc; Marquis; 1972; V8-429 Merc; Monterey; 1974-1972; V8-400 Merc; Monterey; 1972; V8-429	91860 Toy.; Camry; 1995-1992; L4-2.2	91873 Niss; Pickup; 1984; L4-2.0 Niss; Pickup; 1986-1983; L4-2.4 Niss; Pickup; 1986; L4-2.5 Dsl
PASS. CARS	Ford; Ranchoero; 1972; V8-302 Ford; Ranchoero; 1972; V8-351 Ford; Ranchoero; 1972; V8-400 Ford; Ranchoero; 1972; V8-429 Ford; Torino; 1972; V8-302 Ford; Torino; 1972; V8-351 Ford; Torino; 1972; V8-400 Ford; Torino; 1972; V8-429 Merc; Colony Park; 1974-1972; V8-400 Merc; Colony Park; 1972; V8-429 Merc; Marquis; 1974-1972; V8-400 Merc; Marquis; 1972; V8-429 Merc; Monterey; 1974-1972; V8-400 Merc; Monterey; 1972; V8-429	91861 Lexus; ES300; 1995-1994; V6-3.0 Toy.; Avalon; 1995; V6-3.0 Toy.; Camry; 1995-1994; V6-3.0	91874 Ford; E Van; 1971; L6-170 Ford; E Van; 1974-1971; L6-240 Ford; E Van; 1974-1972; L6-300 Ford; E Van; 1974-1971; V8-302
LIGHT TRUCKS	Ford; Ranchoero; 1972; V8-302 Ford; Ranchoero; 1972; V8-351 Ford; Ranchoero; 1972; V8-400 Ford; Ranchoero; 1972; V8-429 Ford; Torino; 1972; V8-302 Ford; Torino; 1972; V8-351 Ford; Torino; 1972; V8-400 Ford; Torino; 1972; V8-429 Merc; Colony Park; 1974-1972; V8-400 Merc; Colony Park; 1972; V8-429 Merc; Marquis; 1974-1972; V8-400 Merc; Marquis; 1972; V8-429 Merc; Monterey; 1974-1972; V8-400 Merc; Monterey; 1972; V8-429	91862 Toy.; Supra; 1995-1993; L6-3.0	91875 Jeep; CJ; 1978-1976; L6-232 Jeep; CJ; 1979-1976; L6-258
MEDIUM/HEAVY TRUCKS	Ford; F Pickup; 1995-1992; V8-7.3 Dsl Ford; F Pickup; 1995-1990; V8-7.5 Ford; Super Duty Pickup; 1995-1992; V8-7.3 Dsl Ford; Super Duty Pickup; 1995-1990; V8-7.5 Ford; F Super Duty; 1995; V8-7.3 Dsl Ford; F Super Duty; 1995; V8-7.5	91863 Ford; F Pickup; 1977; V8-351 Ford; F Pickup; 1977; V8-400	91877 Cad; Deville; 1986; V8-4.1 Cad; Fleetwood; 1986; V8-4.1
BUSES	Ford; Windstar; 1995; V6-3.0	91864 Buick; Century; 1986-1983; V6-2.8 Buick; Skylark; 1985-1983; V6-2.8 Chev; Celebrity; 1986-1983; V6-2.8 Chev; Citation; 1985; V6-2.8 Olds; Cutlass Ciera; 1986-1983; V6-2.8 Pont; 6000; 1986-1983; V6-2.8	91878 Ford; Thunderbird; 1989; V6-3.8 Merc; Cougar; 1989; V6-3.8
HOSE NUMERICAL	Ford; Windstar; 1995; V6-3.8	91865 Buick; Century; 1987; L4-2.5 Chev; Celebrity; 1987; L4-2.5 Olds; Cutlass Ciera; 1987; L4-2.5 Pont; 6000; 1987; L4-2.5	91879 Niss; Stanza; 1986-1982; L4-2.0
REPAIR KITS	Ford; Windstar; 1995; V6-3.8	91866 Chev; C&K Pickup; 1986-1982; V8-6.2 Dsl Chev; R&V Pickup; 1991-1987; V8-6.2 Dsl GMC; C&K Pickup; 1986-1982; V8-6.2 Dsl GMC; R&V Pickup; 1991-1987; V8-6.2 Dsl	91881 Ford; Taurus; 1995-1994; V6-3.8 Linc; Continental; 1994; V6-3.8 Merc; Sable; 1995-1994; V6-3.8
KIT NUMERICAL	Honda; Passport; 1995-1994; L4-2.6 Isuzu; Amigo; 1993-1989; L4-2.3 Isuzu; Amigo; 1994-1989; L4-2.6 Isuzu; Pickup; 1995-1990; L4-2.3 Isuzu; Pickup; 1995-1990; L4-2.6 Isuzu; Rodeo; 1995-1991; L4-2.6	91867 Ford; F Pickup; 1976; L6-240 Ford; F Pickup; 1976; L6-300 Ford; F Pickup; 1976; V8-302 Ford; F Pickup; 1976; V8-360 Ford; F Pickup; 1976; V8-390 Ford; F Pickup; 1976; V8-460	91882 Ford; Taurus; 1995-1994; V6-3.0 Merc; Sable; 1995-1994; V6-3.0
ILLUSTRATIONS	Honda; Passport; 1995-1994; V6-3.2 Isuzu; Trooper; 1995-1992; V6-3.2	91868 Ford; F Pickup; 1975-1973; L6-240 Ford; F Pickup; 1975-1973; L6-300 Ford; F Pickup; 1975-1973; V8-302 Ford; F Pickup; 1975-1973; V8-360 Ford; F Pickup; 1975-1973; V8-390 Ford; F Pickup; 1975-1973; V8-460	91883 Honda; Prelude; 1988; L4-2.0
	Ford; Probe; 1995-1994; L4-2.0 Mazda; 626; 1995-1994; L4-2.0	91869 Ford; Custom 500; 1977-1976; V8-351 Ford; Custom 500; 1976; V8-460 Ford; Ltd; 1976; V8-351 Ford; Ltd; 1976; V8-400 Ford; Ltd; 1976; V8-460 Ford; Thunderbird; 1976-1975; V8-460 Linc; Mark IV; 1976-1975; V8-460 Merc; Grand Marquis; 1976-1975; V8-400	91884 Ford; Mustang II; 1976-1974; L4-140 Ford; Mustang II; 1976-1974; V6-171 Ford; Mustang II; 1976-1975; V8-302 Merc; Bobcat; 1976-1975; L4-140
	Niss; 240SX; 1995-1994; L4-2.4	91870 Linc; Continental; 1976-1975; V8-460	91885 Merc; Bobcat; 1980-1977; L4-2.3 Merc; Bobcat; 1979-1977; V6-171
	Niss; Pathfinder; 1995-1993; V6-3.0 Niss; Pickup; 1995-1994; V6-3.0	91871 Linc; Continental; 1979-1978; V8-400 Linc; Continental; 1978-1977; V8-460 Linc; Mark V; 1979; V8-400	91886 Ford; Ltd; 1986-1984; L4-2.3 Ford; Ltd; 1986-1984; V8-5.0 Ford; Thunderbird; 1986-1984; V8-5.0 Merc; Cougar; 1986-1984; V8-5.0 Merc; Marquis; 1986-1985; L4-2.3
	Subaru; Impreza; 1995-1993; L4-1.8 Subaru; Impreza; 1995; L4-2.2 Subaru; Legacy; 1995-1990; L4-2.2		91887 Cad; Eldorado; 1987; V8-4.1 Cad; Seville; 1987; V8-4.1
			91888 Ford; Taurus; 1995-1994; V6-3.8 Linc; Continental; 1994; V6-3.8 Merc; Sable; 1995-1994; V6-3.8
			91890 Eagle; Premier; 1989-1988; L4-2.5

Numerical Listing - Power Steering Hose Assemblies and End Fittings

<p>91891 Eagle; Premier; 1990-1988; V6-3.0</p>	<p>91911 Buick; Regal; 1993-1991; V6-3.1 Chev; Lumina; 1994-1991; V6-3.1 Chev; Lumina; 1995-1991; V6-3.4 Chev; Monte Carlo; 1995; V6-3.4 Olds; Cutlass Cruiser; 1993; V6-3.3 Olds; Cutlass Supreme; 1993-1991; V6-3.1 Olds; Cutlass Supreme; 1995-1991; V6-3.4 Pont; Grand Prix; 1993-1991; V6-3.1 Pont; Grand Prix; 1995-1991; V6-3.4</p>	<p>91924 - Continued Chev; C60; 1990-1985; GM V8-6.0 Chev; C60; 1990-1985; GM V8-7.0 Chev; C70; 1989-1985; GM V8-7.0 GMC; C5000; 1988; V8-5.7 GMC; C6000; 1988-1985; V8-5.7 GMC; C7000; 1989-1985; DetrDsl V8-8.2 GMC; C7000; 1987-1985; V8-7.0</p>
<p>91892 Cad; Eldorado; 1988; V8-4.5 Cad; Seville; 1988; V8-4.5</p>	<p>91912 Toy.; Camry; 1991-1987; L4-2.0</p>	<p>91925 Chev; C50; 1990; GM V8-6.0 Chev; C50; 1990; GM V8-7.0 Chev; C60; 1990; Cat 3116 Dsl Chev; C70; 1990; Cat 3116 Dsl Chev; C70; 1990; GM V8-6.0 Chev; C70; 1990; GM V8-7.0 Chev; Kodiak C5500; 1995-1991; GM V8-6.0 Chev; Kodiak C5500; 1995-1991; GM V8-7.0 Chev; Kodiak C6500; 1995-1991; Cat 3116 Dsl Chev; Kodiak C6500; 1995-1991; GM V8-6.0 Chev; Kodiak C6500; 1995-1991; GM V8-7.0 Chev; Kodiak C7500; 1995-1991; GM V8-6.0 Chev; Kodiak C7500; 1995-1991; GM V8-7.0 GMC; C6000; 1989-1988; V8-6.0 GMC; Topkick C5500; 1995-1990; V8-6.0 GMC; Topkick C5500; 1995-1990; V8-7.0 GMC; Topkick C6500; 1995-1990; Cat 3116 Dsl GMC; Topkick C6500; 1995-1990; V8-6.0 GMC; Topkick C6500; 1995-1990; V8-7.0 Chev; B7; 1995-1993; Cat 3116 Dsl GMC; B6000 B6P; 1995-1992; Cat 3116 Dsl</p>
<p>91893 Toy.; Corolla; 1988-1987; L4-1.6</p>	<p>91913 Olds; Aurora; 1995; V8-4.0</p>	<p>91926 Int/Nav; F1954; 1988-1986; Int/Nav DT466 Dsl Int/Nav; F1954; 1984-1979; Int/Nav DT466 Dsl Int/Nav; F1954; 1979; Int/Nav DTA466 Dsl Int/Nav; F1954; 1979; Int/Nav DTI466 Dsl Int/Nav; F1954; 1982-1980; Int/Nav V8-9.0 Dsl Int/Nav; F2554; 1988-1978; Int/Nav DT466 Dsl Int/Nav; F2554; 1978; Int/Nav DTA466 Dsl Int/Nav; F2554; 1978; Int/Nav DTI466 Dsl Int/Nav; F2654; 1988-1980; Int/Nav DT466 Dsl Int/Nav; 1654; 1982-1981; Int/Nav V8-9.0 Dsl Int/Nav; 1754; 1988-1986; Int/Nav DT360 Dsl Int/Nav; 1754; 1979; Int/Nav DT466 Dsl Int/Nav; 1754; 1987-1980; Int/Nav V8-9.0 Dsl Int/Nav; 1854; 1988-1979; Int/Nav DT360 Dsl Int/Nav; 1854; 1979; Int/Nav DTA466 Dsl Int/Nav; 1854; 1979; Int/Nav DTI466 Dsl Int/Nav; 1854; 1987-1980; Int/Nav V8-9.0 Dsl Int/Nav; 1954; 1988-1979; Int/Nav DT466 Dsl Int/Nav; 1954; 1979; Int/Nav DTA466 Dsl Int/Nav; 1954; 1979; Int/Nav DTI466 Dsl Int/Nav; 1954; 1984; Int/Nav V8-9.0 Dsl Int/Nav; 1955; 1988-1979; Int/Nav DT466 Dsl Int/Nav; 1955; 1979; Int/Nav DTA466 Dsl Int/Nav; 1955; 1979; Int/Nav DTI466 Dsl Int/Nav; 1955; 1981-1980; Int/Nav V8-9.0 Dsl Int/Nav; 2155; 1988-1980; Int/Nav DT466 Dsl Int/Nav; 2155; 1980; Int/Nav V8-9.0 Dsl Int/Nav; 2554; 1988-1980; Int/Nav DT466 Dsl Int/Nav; 2554; 1978; Int/Nav DT466 Dsl Int/Nav; 2654; 1978; Int/Nav DT466 Dsl</p>
<p>91894 Eagle; Medallion; 1989-1988; L4-2.2</p>	<p>91914 Ford; Taurus; 1993; V6-3.0 Merc; Sable; 1993; V6-3.0</p>	<p>91927 Ford; LN600; 1985-1983; DetrDsl V8-8.2 Ford; LN700; 1985-1983; DetrDsl V8-8.2</p>
<p>91895 Toy.; Pickup; 1990-1989; L4-2.4</p>	<p>91915 Cad; Deville; 1987; V8-4.1 Cad; Deville; 1990-1988; V8-4.5 Cad; Fleetwood; 1990-1988; V8-4.5</p>	<p>91928 Ford; LN600; 1985-1981; DetrDsl V8-8.2 Ford; LN700; 1987-1981; DetrDsl V8-8.2</p>
<p>91896 Chry; Cirrus; 1995; V6-2.5 Dodge; Stratus; 1995; V6-2.5</p>	<p>91916 Ford; F Pickup; 1975-1973; L6-240 Ford; F Pickup; 1975-1973; L6-300 Ford; F Pickup; 1977; V8-302 Ford; F Pickup; 1975-1973; V8-302 Ford; F Pickup; 1977; V8-351 Ford; F Pickup; 1975-1973; V8-360 Ford; F Pickup; 1975-1973; V8-390 Ford; F Pickup; 1977; V8-400 Ford; F Pickup; 1977; V8-460 Ford; F Pickup; 1975-1973; V8-460</p>	<p>91929 Ford; F600; 1987-1980; V8-6.1 Ford; F700; 1987-1980; V8-6.1 Ford; F700; 1987-1980; V8-7.0 Ford; F800; 1987-1980; V8-6.1 Ford; F800; 1987-1980; V8-7.0</p>
<p>91897 Olds; Cutlass Supreme; 1995; V6-3.4 Pont; Grand Prix; 1995; V6-3.4</p>	<p>91917 Ford; Probe; 1995-1994; V6-2.5 Mazda; MX-6; 1995-1993; V6-2.5 Mazda; 626; 1995-1993; V6-2.5</p>	<p>91930 Dodge; Ram 50 Pickup; 1993-1990; L4-2.4 Mits; Pickup; 1994-1991; L4-2.4</p>
<p>91898 Ford; Custom 500; 1978; V8-351 (Canada) Ford; Ltd; 1978-1977; V8-351 Merc; Grand Marquis; 1978-1977; V8-351</p>	<p>91918 Dodge; Ram 50 Pickup; 1986-1982; L4-2.6 Mits; Pickup; 1986-1983; L4-2.6</p>	<p>91931 Dodge; Ram 50 Pickup; 1989-1987; L4-2.0 Dodge; Ram 50 Pickup; 1989-1987; L4-2.6 Mits; Pickup; 1989-1987; L4-2.0 Mits; Pickup; 1989-1987; L4-2.6</p>
<p>91899 Chev; G Van; 1991-1988; V8-5.7 GMC; G Van; 1991-1988; V8-5.7</p>	<p>91919 Toy.; Corolla; 1983; L4-1.6</p>	<p>91932 Dodge; Ram 50 Pickup; 1989-1987; L4-2.0 Dodge; Ram 50 Pickup; 1989-1987; L4-2.6 Mits; Pickup; 1989-1987; L4-2.0 Mits; Pickup; 1989-1987; L4-2.6</p>
<p>91900 Niss; Stanza; 1988-1987; L4-2.0</p>	<p>91920 Dodge; Ram 50 Pickup; 1984-1983; L4-2.0</p>	<p>91933 Dodge; Ram 50 Pickup; 1989-1987; L4-2.0 Dodge; Ram 50 Pickup; 1989-1987; L4-2.6 Mits; Pickup; 1989-1987; L4-2.0 Mits; Pickup; 1989-1987; L4-2.6</p>
<p>91901 Niss; Stanza; 1987; L4-2.0</p>	<p>91921 Dodge; Ram 50 Pickup; 1989-1987; L4-2.6 Mits; Pickup; 1989-1987; L4-2.6</p>	<p>91934 Dodge; Ram 50 Pickup; 1989-1987; L4-2.0 Dodge; Ram 50 Pickup; 1989-1987; L4-2.6 Mits; Pickup; 1989-1987; L4-2.0 Mits; Pickup; 1989-1987; L4-2.6</p>
<p>91902 Honda; Prelude; 1986-1985; L4-1.8</p>	<p>91922 Dodge; Ram 50 Pickup; 1989-1987; L4-2.0 Mits; Pickup; 1989-1987; L4-2.0</p>	<p>91935 Dodge; Ram 50 Pickup; 1989-1987; L4-2.0 Dodge; Ram 50 Pickup; 1989-1987; L4-2.6 Mits; Pickup; 1989-1987; L4-2.0 Mits; Pickup; 1989-1987; L4-2.6</p>
<p>91904 Dodge; Ram 50 Pickup; 1984-1983; L4-2.0</p>	<p>91923 Dodge; Ram 50 Pickup; 1989-1987; L4-2.0 Dodge; Ram 50 Pickup; 1989-1987; L4-2.6 Mits; Pickup; 1989-1987; L4-2.0 Mits; Pickup; 1989-1987; L4-2.6</p>	<p>91936 Dodge; Ram 50 Pickup; 1989-1987; L4-2.0 Dodge; Ram 50 Pickup; 1989-1987; L4-2.6 Mits; Pickup; 1989-1987; L4-2.0 Mits; Pickup; 1989-1987; L4-2.6</p>
<p>91905 Chry; Conquest; 1989-1987; L4-2.6 Dodge; Conquest; 1986-1984; L4-2.6 Mits; Starion; 1989-1985; L4-2.6 Ply; Conquest; 1986-1984; L4-2.6</p>	<p>91924 Chev; C50; 1990-1988; GM V8-5.7 Chev; C50; 1990; GM V8-6.0 Chev; C50; 1990-1988; GM V8-7.0 Chev; C60; 1990-1988; GM V8-5.7</p>	<p>91937 Dodge; Ram 50 Pickup; 1989-1987; L4-2.0 Dodge; Ram 50 Pickup; 1989-1987; L4-2.6 Mits; Pickup; 1989-1987; L4-2.0 Mits; Pickup; 1989-1987; L4-2.6</p>
<p>91906 Ford; Taurus; 1993; V6-3.0 Merc; Sable; 1993; V6-3.0</p>	<p>91925 Dodge; Ram 50 Pickup; 1989-1987; L4-2.0 Mits; Pickup; 1989-1987; L4-2.0</p>	<p>91938 Dodge; Ram 50 Pickup; 1989-1987; L4-2.0 Dodge; Ram 50 Pickup; 1989-1987; L4-2.6 Mits; Pickup; 1989-1987; L4-2.0 Mits; Pickup; 1989-1987; L4-2.6</p>
<p>91907 Mits; Montero; 1994-1992; V6-3.0</p>	<p>91926 Dodge; Ram 50 Pickup; 1989-1987; L4-2.0 Dodge; Ram 50 Pickup; 1989-1987; L4-2.6 Mits; Pickup; 1989-1987; L4-2.0 Mits; Pickup; 1989-1987; L4-2.6</p>	<p>91939 Dodge; Ram 50 Pickup; 1989-1987; L4-2.0 Dodge; Ram 50 Pickup; 1989-1987; L4-2.6 Mits; Pickup; 1989-1987; L4-2.0 Mits; Pickup; 1989-1987; L4-2.6</p>
<p>91908 Toy.; Pickup; 1995-1990; V6-3.0</p>	<p>91927 Dodge; Ram 50 Pickup; 1989-1987; L4-2.0 Dodge; Ram 50 Pickup; 1989-1987; L4-2.6 Mits; Pickup; 1989-1987; L4-2.0 Mits; Pickup; 1989-1987; L4-2.6</p>	<p>91940 Dodge; Ram 50 Pickup; 1989-1987; L4-2.0 Dodge; Ram 50 Pickup; 1989-1987; L4-2.6 Mits; Pickup; 1989-1987; L4-2.0 Mits; Pickup; 1989-1987; L4-2.6</p>
<p>91909 Dodge; Ram 50 Pickup; 1993-1990; L4-2.4 Mits; Pickup; 1994-1991; L4-2.4</p>	<p>91928 Dodge; Ram 50 Pickup; 1989-1987; L4-2.0 Dodge; Ram 50 Pickup; 1989-1987; L4-2.6 Mits; Pickup; 1989-1987; L4-2.0 Mits; Pickup; 1989-1987; L4-2.6</p>	<p>91941 Dodge; Ram 50 Pickup; 1989-1987; L4-2.0 Dodge; Ram 50 Pickup; 1989-1987; L4-2.6 Mits; Pickup; 1989-1987; L4-2.0 Mits; Pickup; 1989-1987; L4-2.6</p>
<p>91910 Niss; Stanza; 1986; L4-2.0</p>	<p>91929 Dodge; Ram 50 Pickup; 1989-1987; L4-2.0 Dodge; Ram 50 Pickup; 1989-1987; L4-2.6 Mits; Pickup; 1989-1987; L4-2.0 Mits; Pickup; 1989-1987; L4-2.6</p>	<p>91942 Dodge; Ram 50 Pickup; 1989-1987; L4-2.0 Dodge; Ram 50 Pickup; 1989-1987; L4-2.6 Mits; Pickup; 1989-1987; L4-2.0 Mits; Pickup; 1989-1987; L4-2.6</p>

- SYSTEM PUMP & GEAR IDENT.
- SYSTEM & COMPONENT IDENT.
- PASS. CARS
- LIGHT TRUCKS
- MEDIUM/HEAVY TRUCKS
- BUSES
- HOSE NUMERICAL
- REPAIR KITS
- KIT NUMERICAL
- ILLUSTRATIONS

Numerical Listing - Power Steering Hose Assemblies and End Fittings

**SYSTEM
PUMP &
GEAR
IDENT.**

**SYSTEM &
COM-
PONENT
IDENT.**

**PASS.
CARS**

**LIGHT
TRUCKS**

**MEDIUM/
HEAVY
TRUCKS**

BUSES

**HOSE
NUMER-
ICAL**

**REPAIR
KITS**

**KIT
NUMER-
ICAL**

**ILLUST-
RATIONS**

91930 - Continued

Ford; B600; 1989-1984; V8-6.1
Ford; B700; 1989-1980; V8-6.1
Ford; B700; 1989-1982; V8-7.0

91931

Ford; LN7000; 1985-1984; Cat 3208 Dsl

91932

Int/Nav; 4700; 1993-1990; Int/Nav DT360 Dsl
Int/Nav; 4800; 1993-1990; Int/Nav DT360 Dsl
Int/Nav; 4800; 1993-1990; Int/Nav DT466 Dsl
Int/Nav; 4900; 1993; Int/Nav DT360 Dsl
Int/Nav; 4900; 1993-1990; Int/Nav DT466 Dsl
Int/Nav; 7100; 1993-1990; Int/Nav DT466 Dsl
Int/Nav; 1753; 1989; Int/Nav V8-7.3 Dsl
Int/Nav; 1853; 1989; Int/Nav DT360 Dsl
Int/Nav; 1853; 1989; Int/Nav DT466 Dsl
Int/Nav; 3600; 1993-1991; Int/Nav DT360 Dsl
Int/Nav; 3600; 1993-1991; Int/Nav DT466 Dsl
Int/Nav; 3700; 1993-1991; Int/Nav DT360 Dsl
Int/Nav; 3700; 1993-1990; Int/Nav DT466 Dsl
Int/Nav; 3800; 1993-1990; Int/Nav DT360 Dsl
Int/Nav; 3800; 1993-1990; Int/Nav DT466 Dsl
Int/Nav; 3900FC; 1993-1991; Int/Nav DT360 Dsl
Int/Nav; 3900FC; 1993-1990; Int/Nav DT466 Dsl

91933

Ford; Escort; 1995-1991; L4-1.9
Merc; Tracer; 1995-1991; L4-1.9

91936

Buick; Century; 1995-1994; V6-3.1
Olds; Cutlass Ciera; 1995-1994; V6-3.1

91937

Buick; Century; 1989-1987; V6-2.8
Buick; Century; 1993-1986; V6-3.3
Chev; Celebrity; 1989-1987; V6-2.8
Chev; Celebrity; 1990; V6-3.1
Olds; Cutlass Ciera; 1989-1987; V6-2.8
Olds; Cutlass Ciera; 1993-1986; V6-3.3
Olds; Cutlass Cruiser; 1992-1991; V6-3.3
Pont; 6000; 1989-1987; V6-2.8
Pont; 6000; 1991-1988; V6-3.1

91938

Buick; Skyhawk; 1989; L4-2.0
Buick; Skyhawk; 1987-1985; L4-2.0
Buick; Skylark; 1987-1986; L4-2.5
Buick; Skylark; 1988-1986; V6-3.0
Buick; Skylark; 1992-1989; V6-3.3
Buick; Somerset; 1987; L4-2.5
Buick; Somerset; 1987; V6-3.0
Chev; Beretta; 1989-1987; L4-2.0
Chev; Beretta; 1991-1987; L4-2.2
Chev; Beretta; 1992-1990; V6-3.1
Chev; Cavalier; 1987-1985; L4-2.0
Chev; Cavalier; 1989-1985; V6-2.8
Chev; Cavalier; 1992-1987; V6-3.1
Chev; Corsica; 1991-1987; L4-2.2
Chev; Corsica; 1992-1990; V6-3.1
Olds; Achieva; 1992; V6-3.3
Olds; Calais; 1987-1985; L4-2.5
Olds; Calais; 1987-1985; V6-3.0
Olds; Cutlass Calais; 1988; V6-3.0
Olds; Cutlass Calais; 1991-1989; V6-3.3
Olds; Firenza; 1987-1985; L4-2.0
Olds; Firenza; 1987-1986; V6-2.8
Pont; Grand Am; 1986-1985; L4-2.5
Pont; Grand Am; 1987-1985; V6-3.0
Pont; Grand Am; 1992; V6-3.3
Pont; Sunbird; 1989-1987; L4-2.0
Pont; Sunbird; 1992-1991; V6-3.1
Pont; Tempest; 1989-1988; L4-2.0 (Canada)
Pont; Tempest; 1991-1988; L4-2.2 (Canada)
Pont; Tempest; 1991-1990; V6-3.1 (Canada)

91939

Chev; Lumina APV; 1995-1992; V6-3.8
Olds; Silhouette; 1995-1992; V6-3.8
Pont; Trans Sport; 1995-1992; V6-3.8

91941

Ford; F600; 1987-1984; DetrDsl V8-8.2
Ford; F700; 1987-1984; DetrDsl V8-8.2
Ford; F800; 1987-1984; DetrDsl V8-8.2
Ford; B600; 1986-1984; DetrDsl V8-8.2
Ford; B700; 1987-1984; DetrDsl V8-8.2

91942

Chev; C60; 1990; Cat 3116 Dsl
Chev; C70; 1990; Cat 3116 Dsl
Chev; Kodiak C6500; 1995-1991; Cat 3116 Dsl
Chev; Kodiak C7500; 1995-1991; Cat 3116 Dsl
GMC; Topkick C6500; 1995-1990; Cat 3116 Dsl
Chev; B7; 1995-1993; Cat 3116 Dsl
GMC; B6000 B6P; 1995-1992; Cat 3116 Dsl

91943

Chev; C60; 1990; Cat 3116 Dsl
Chev; C70; 1990; Cat 3116 Dsl
Chev; C70; 1990; GM V8-6.0
Chev; C70; 1990; GM V8-7.0
Chev; Kodiak C7500; 1995-1991; Cat 3116 Dsl
Chev; Kodiak C7500; 1995-1991; GM V8-6.0
Chev; Kodiak C7500; 1995-1991; GM V8-7.0

91944

Ford; LN600; 1985-1983; V8-6.1
Ford; LN700; 1986-1983; V8-6.1
Ford; LN700; 1986-1983; V8-7.0

91945

Ford; LN600; 1985-1980; V8-6.1
Ford; LN700; 1985-1980; V8-6.1
Ford; LN700; 1985-1980; V8-7.0

91946

Ford; F600; 1987-1980; V8-6.1
Ford; F700; 1987-1980; V8-6.1
Ford; F700; 1987-1980; V8-7.0
Ford; F800; 1987-1980; V8-6.1
Ford; F800; 1987-1980; V8-7.0

91947

Linc; Continental; 1989-1988; V6-3.8

91948

Dodge; Neon; 1995; L4-2.0
Ply; Neon; 1995; L4-2.0

91949

Dodge; Neon; 1995; L4-2.0
Ply; Neon; 1995; L4-2.0

91956

Ford; F Pickup; 1979-1978; L6-300

91957

Buick; Skylark; 1995; V6-3.1
Chev; Beretta; 1995; V6-3.1
Chev; Corsica; 1995; V6-3.1
Pont; Grand Am; 1995; V6-3.1

91958

Cad; Cimarron; 1988-1987; V6-2.8
Chev; Beretta; 1988-1987; V6-2.8
Chev; Cavalier; 1989-1987; V6-2.8
Chev; Cavalier; 1994-1990; V6-3.1
Chev; Corsica; 1988-1987; V6-2.8

91958 - Continued

Olds; Firenza; 1987; V6-2.8
Pont; Tempest; 1988-1987; V6-2.8 (Canada)

91959

Chev; Camaro; 1992-1990; V6-3.1
Chev; Camaro; 1992-1986; V8-5.0
Chev; Camaro; 1992-1987; V8-5.7
Pont; Firebird; 1989-1988; V6-2.8
Pont; Firebird; 1992-1990; V6-3.1
Pont; Firebird; 1992-1982; V8-5.0
Pont; Firebird; 1992-1987; V8-5.7

91964

Ford; Aerostar; 1992-1990; V6-4.0

91995

Ford; Aspire; 1995-1994; L4-1.3

92002

Ford; Crown Victoria; 1995; V8-4.6
Merc; Grand Marquis; 1995; V8-4.6

92003

Ford; Crown Victoria; 1995; V8-4.6
Merc; Grand Marquis; 1995; V8-4.6

92008

Buick; Electra; 1990-1986; V6-3.8
Buick; Lesabre; 1986; V6-3.0
Buick; Lesabre; 1995-1986; V6-3.8
Buick; Park Ave.; 1995-1991; V6-3.8
Olds; Delta 88; 1986; V6-3.0
Olds; Delta 88; 1988-1986; V6-3.8
Olds; Eighty Eight; 1994-1989; V6-3.8
Olds; Ninety Eight; 1994-1986; V6-3.8
Pont; Bonneville; 1994-1987; V6-3.8

92009

Cad; Allante; 1993; V8-4.6
Cad; Deville; 1995-1993; V8-4.6
Cad; Seville; 1995-1993; V8-4.6

92013

Toy.; Land Cruiser; 1995-1993; L6-4.5

92023

Jeep; Grand Cherokee; 1995-1993; V8-5.2

92030

VW; Cabrio; 1995; L4-2.0
VW; Golf; 1995-1993; L4-1.8 (Canada)
VW; Golf; 1995-1993; L4-2.0
VW; Jetta; 1995-1993; L4-1.8 (Canada)
VW; Jetta; 1995-1993; L4-2.0

92031

Chev; LLV (Postal Vehicle); 1995-1994; L4-2.2

92045

Toy.; Pickup; 1995-1989; L4-2.4

92065

Buick; Regal; 1995-1994; V6-3.1
Chev; Lumina; 1995; V6-3.1
Chev; Monte Carlo; 1995; V6-3.1
Olds; Cutlass Supreme; 1995-1994; V6-3.1
Pont; Grand Prix; 1995-1994; V6-3.1

92067

Ford; Aerostar; 1995-1990; V6-4.0

Numerical Listing - Power Steering Hose Assemblies and End Fittings

<p style="text-align: center;">92074</p> <p>Chry; Cirrus; 1995; L4-2.4 Chry; Cirrus; 1995; V6-2.5 Dodge; Stratus; 1995; L4-2.0 Dodge; Stratus; 1995; L4-2.4 Dodge; Stratus; 1995; V6-2.5</p> <p style="text-align: center;">92075</p> <p>Chry; Cirrus; 1995; L4-2.4 Chry; Cirrus; 1995; V6-2.5 Dodge; Stratus; 1995; L4-2.0 Dodge; Stratus; 1995; L4-2.4 Dodge; Stratus; 1995; V6-2.5</p> <p style="text-align: center;">92080</p> <p>VW; Cabriolet; 1993-1985; L4-1.8</p>	<p style="text-align: center;">92080 - Continued</p> <p>VW; Passat; 1993-1991; L4-1.8 (Canada) VW; Passat; 1993; L4-1.9 Dsl (Canada) VW; Passat; 1995; L4-2.0 VW; Passat; 1993-1990; L4-2.0 VW; Passat; 1994-1993; L4-2.0 (Canada) VW; Rabbit; 1984-1981; L4-1.6 Dsl VW; Rabbit; 1984-1981; L4-1.7 VW; Rabbit; 1984-1983; L4-1.8 VW; Scirocco; 1988-1984; L4-1.8 VW; Scirocco; 1989; L4-1.8 (Canada)</p> <p style="text-align: center;">92097</p> <p>Chev; LLV (Postal Vehicle); 1995-1994; L4-2.2</p>	<p style="text-align: center;">92126</p> <p>Ford; Windstar; 1995; V6-3.0</p> <p style="text-align: center;">92127</p> <p>Ford; Windstar; 1995; V6-3.8</p> <p style="text-align: center;">92128</p> <p>Ford; Windstar; 1995; V6-3.0</p> <p style="text-align: center;">92129</p> <p>Ford; Windstar; 1995; V6-3.0 Ford; Windstar; 1995; V6-3.8</p> <p style="text-align: center;">92140</p> <p>Jaguar; XJS; 1992-1982; V12-5.3</p>	<div style="background-color: black; color: white; padding: 5px; margin-bottom: 5px;">SYSTEM PUMP & GEAR IDENT.</div> <div style="background-color: black; color: white; padding: 5px; margin-bottom: 5px;">SYSTEM & COM- PONENT IDENT.</div> <div style="background-color: black; color: white; padding: 5px; margin-bottom: 5px;">PASS. CARS</div> <div style="background-color: black; color: white; padding: 5px; margin-bottom: 5px;">LIGHT TRUCKS</div> <div style="background-color: black; color: white; padding: 5px; margin-bottom: 5px;">MEDIUM/ HEAVY TRUCKS</div> <div style="background-color: black; color: white; padding: 5px; margin-bottom: 5px;">BUSES</div> <div style="background-color: black; color: white; padding: 5px; margin-bottom: 5px;">HOSE NUMER- ICAL</div> <div style="background-color: black; color: white; padding: 5px; margin-bottom: 5px;">REPAIR KITS</div> <div style="background-color: black; color: white; padding: 5px; margin-bottom: 5px;">KIT NUMER- ICAL</div> <div style="background-color: black; color: white; padding: 5px;">ILLUST- RATIONS</div>

Power Steering Repair Kits

Repair Kit Contents – Except Rack & Pinion

SYSTEM
PUMP &
GEAR
IDENT.

SYSTEM &
COM-
PONENT
IDENT.

PASS.
CARS

LIGHT
TRUCKS

MEDIUM/
HEAVY
TRUCKS

BUSES

HOSE
NUMER-
ICAL

REPAIR
KITS

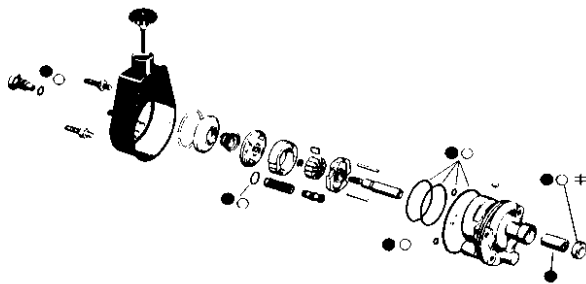
KIT
NUMER-
ICAL

ILLUST-
RATIONS

All Repair Kits are supplied with detailed instruction sheets including exploded view illustrations and step by step service procedures. **Three types of kits are available:**

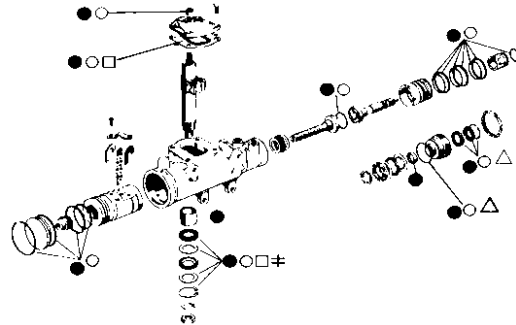
- 1) **Complete Building Kits** – Contains the bushings, bearings seals and miscellaneous hardware necessary for a complete rebuild. (Not all bushings/bearings contained in some kits due to availability.
- 2) **Seal replacement Kits** – Contains the seals and miscellaneous hardware necessary for a rebuild.
- 3) **Component Kits** – Designed for specific repairs on the affected component part without disassembly. Included are input shaft seal kits, lower pitman seal kits and pump drive shaft seal kits.

Repair Kits Available For Power Steering Pumps



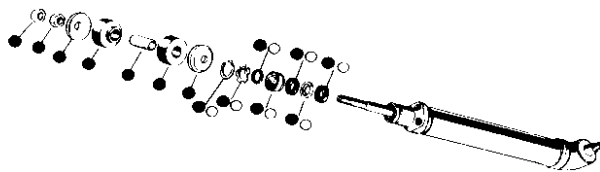
- - PARTS INCLUDED WITH COMPLETE REBUILDING KIT
- - PARTS INCLUDED WITH PUMP SEAL KIT
- △ - PARTS INCLUDED WITH DRIVE SHAFT SEAL KIT

Repair Kits Available For Power Steering Gears



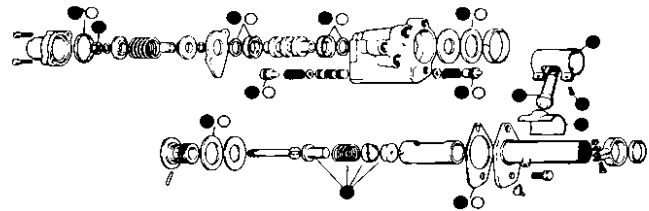
- - PARTS INCLUDED WITH COMPLETE REBUILDING KIT
- - PARTS INCLUDED WITH GEAR SEAL KIT
- △ - PARTS INCLUDED WITH INPUT SHAFT SEAL KIT
- - PARTS INCLUDED WITH COMPLETE PITMAN SHAFT SEAL KIT
- ⊕ - PARTS INCLUDED WITH LOWER PITMAN SHAFT SEAL KIT

Repair Kits Available For Power Cylinders



- - PARTS INCLUDED WITH COMPLETE REBUILDING KIT
- - PARTS INCLUDED WITH PISTON ROD SEAL KIT

Repair Kits Available For Power Control Valves



- - PARTS INCLUDED WITH COMPLETE REBUILDING KIT
- - PARTS INCLUDED WITH CONTROL VALVE SEAL KIT

Power Steering Repair Kits for Passenger Cars and Light Trucks

Alphabetical Listing

SYSTEM
PUMP &
GEAR
IDENT.

SYSTEM &
COM-
PONENT
IDENT.

PASS.
CARS

LIGHT
TRUCKS

MEDIUM/
HEAVY
TRUCKS

BUSES

HOSE
NUMER-
ICAL

REPAIR
KITS

KIT
NUMER-
ICAL

ILLUST-
RATIONS

CAUTION: Its critical to know the production date as well as body and engine codes when servicing import vehicles. Japanese manufacturers often have mid-year production changes. Japanese model years, in most cases, end in August. ALWAYS check for the production date, usually located on a plate inside the front door or under the hood.

Application	Kit No.	Application	Kit No.
ACURA		AMERICAN MOTORS - Continued	
INTEGRA		AMBASSADOR - Continued	
1995-1994		1974-1973 - Continued	
4-CYL. 1.8 L ENG.		V-8 304 ENG.; V-8 360 ENG.; V-8 401 ENG. - Continued	
Pump Seal Kit.....	8718	Pump Seal Kit.....	7918
Rack & Pinion Seal Kit.....	8885	Pump Drive Shaft Seal Kit.....	8709
1993-1992		Stg. Gear Complete Rebuilding Kit.....	7858
4-CYL. 1.7 L ENG.; 4-CYL. 1.8 L ENG.		Stg. Gear Major Seal Kit.....	7860
Pump Seal Kit.....	8601	Stg. Gear Input Shaft Seal Kit.....	7095
Rack & Pinion Seal Kit.....	8869	Stg. Gear Complete Pitman Shaft Seal Kit.....	8766
1991-1990		Stg. Gear Lower Pitman Shaft Seal Kit.....	7856
4-CYL. 1.8 L ENG.		1972	
Pump Seal Kit.....	8601	V-8 304 ENG.; V-8 360 ENG.; V-8 401 ENG.	
Rack & Pinion Seal Kit.....	8869	Pump Complete Rebuilding Kit; W/Saginaw P.S. Pump; ☆B.....	7910
1989-1986		Pump Seal Kit; W/Eaton P.S. Pump; ☆A.....	7168
4-CYL. 1.6 L ENG.		Pump Seal Kit; W/Saginaw P.S. Pump; ☆B.....	7918
Pump Seal Kit.....	8601	Pump Drive Shaft Seal Kit; W/Eaton P.S. Pump; ☆A.....	8713
Rack & Pinion Seal Kit.....	8644	Pump Drive Shaft Seal Kit; W/Saginaw P.S. Pump; ☆B.....	8709
LEGEND		Stg. Gear Complete Rebuilding Kit.....	7858
1995-1991		Stg. Gear Major Seal Kit.....	7860
V-6 3.2 L ENG.		Stg. Gear Input Shaft Seal Kit.....	7095
Pump Seal Kit.....	8718	Stg. Gear Complete Pitman Shaft Seal Kit.....	8766
Rack & Pinion Seal Kit.....	8727	Stg. Gear Lower Pitman Shaft Seal Kit.....	7856
1990-1988		1971	
V-6 2.7 L ENG.		6-CYL. 258 ENG.	
Pump Seal Kit.....	8636	Pump Complete Rebuilding Kit.....	7910
Rack & Pinion Seal Kit.....	8645	Pump Seal Kit.....	7918
1987		Pump Drive Shaft Seal Kit.....	8709
V-6 2.5 L ENG.; V-6 2.7 L ENG.		Stg. Gear Complete Rebuilding Kit.....	7858
Pump Seal Kit.....	8636	Stg. Gear Major Seal Kit.....	7860
Rack & Pinion Seal Kit.....	8645	Stg. Gear Input Shaft Seal Kit.....	7095
1986		Stg. Gear Complete Pitman Shaft Seal Kit.....	8766
V-6 2.5 L ENG.		Stg. Gear Lower Pitman Shaft Seal Kit.....	7856
Pump Seal Kit.....	8636	V-8 304 ENG.; V-8 360 ENG.; V-8 401 ENG.	
Rack & Pinion Seal Kit.....	8645	Pump Complete Rebuilding Kit; W/Saginaw P.S. Pump; ☆B.....	7910
TL		Pump Seal Kit; W/Eaton P.S. Pump; ☆A.....	7168
1995		Pump Seal Kit; W/Saginaw P.S. Pump; ☆B.....	7918
5-CYL. 2.5 L ENG.		Pump Drive Shaft Seal Kit; W/Eaton P.S. Pump; ☆A.....	8713
Pump Seal Kit.....	8718	Pump Drive Shaft Seal Kit; W/Saginaw P.S. Pump; ☆B.....	8709
Rack & Pinion Seal Kit.....	8890	Stg. Gear Complete Rebuilding Kit.....	7858
VIGOR		Stg. Gear Major Seal Kit.....	7860
1994-1992		Stg. Gear Input Shaft Seal Kit.....	7095
5-CYL. 2.5 L ENG.		Stg. Gear Complete Pitman Shaft Seal Kit.....	8766
Pump Seal Kit.....	8637	Stg. Gear Lower Pitman Shaft Seal Kit.....	7856
AMERICAN MOTORS		1970	
AMBASSADOR		6-CYL. 232 ENG.	
1974-1973		Pump Complete Rebuilding Kit.....	7910
V-8 304 ENG.; V-8 360 ENG.; V-8 401 ENG.		Pump Seal Kit.....	7918
Pump Complete Rebuilding Kit.....	7910	Pump Drive Shaft Seal Kit.....	8709
		Stg. Gear Complete Rebuilding Kit.....	7858
		Stg. Gear Major Seal Kit.....	7860
		Stg. Gear Input Shaft Seal Kit.....	7095
		Stg. Gear Complete Pitman Shaft Seal Kit.....	8766
		Stg. Gear Lower Pitman Shaft Seal Kit.....	7856
		V-8 304 ENG.; V-8 360 ENG.; V-8 390 ENG.	
		Pump Complete Rebuilding Kit; W/Saginaw P.S. Pump; ☆B.....	7910
		Pump Seal Kit; W/Eaton P.S. Pump; ☆A.....	7168
		Pump Seal Kit; W/Saginaw P.S. Pump; ☆B.....	7918
		Pump Drive Shaft Seal Kit; W/Eaton P.S. Pump; ☆A.....	8713
		Pump Drive Shaft Seal Kit; W/Saginaw P.S. Pump; ☆B.....	8709

☆ See Pages A14 - A15 For Pump or Gear Identification.

⊗ Packaged one bushing per box, order as required.

Power Steering Repair Kits for Passenger Cars and Light Trucks

Application	Kit No.	Application	Kit No.
AMERICAN MOTORS - Continued		AMERICAN MOTORS - Continued	
AMBASSADOR - Continued		AMERICAN - Continued	
1970 - Continued		1968 - Continued	
V-8 304 ENG.; V-8 360 ENG.; V-8 390 ENG. - Continued		V-8 290 ENG.	
Stg. Gear Complete Rebuilding Kit.....	7858	Pump Complete Rebuilding Kit; W/Saginaw P.S. Pump; ☆B	7910
Stg. Gear Major Seal Kit.....	7860	Pump Seal Kit; W/Eaton P.S. Pump; ☆A	7168
Stg. Gear Input Shaft Seal Kit.....	7095	Pump Seal Kit; W/Saginaw P.S. Pump; ☆B.....	7918
Stg. Gear Complete Pitman Shaft Seal Kit.....	8766	Pump Drive Shaft Seal Kit; W/Eaton P.S. Pump; ☆A.....	8713
Stg. Gear Lower Pitman Shaft Seal Kit.....	7856	Pump Drive Shaft Seal Kit; W/Saginaw P.S. Pump; ☆B	8709
1969-1968		Stg. Gear Complete Rebuilding Kit.....	7858
6-CYL. 232 ENG.		Stg. Gear Major Seal Kit.....	7860
Pump Complete Rebuilding Kit.....	7910	Stg. Gear Input Shaft Seal Kit.....	7095
Pump Seal Kit.....	7918	Stg. Gear Complete Pitman Shaft Seal Kit.....	8766
Pump Drive Shaft Seal Kit.....	8709	Stg. Gear Lower Pitman Shaft Seal Kit.....	7856
Stg. Gear Complete Rebuilding Kit.....	7858	1967	
Stg. Gear Major Seal Kit.....	7860	6-CYL. 199 ENG.; 6-CYL. 232 ENG.	
Stg. Gear Input Shaft Seal Kit.....	7095	Pump Complete Rebuilding Kit.....	7900
Stg. Gear Complete Pitman Shaft Seal Kit.....	8766	Pump Seal Kit.....	7898
Stg. Gear Lower Pitman Shaft Seal Kit.....	7856	Stg. Gear Complete Rebuilding Kit.....	7858
V-8 290 ENG.; V-8 343 ENG.; V-8 390 ENG.		Stg. Gear Major Seal Kit.....	7860
Pump Complete Rebuilding Kit; W/Saginaw P.S. Pump; ☆B	7910	Stg. Gear Input Shaft Seal Kit.....	7095
Pump Seal Kit; W/Eaton P.S. Pump; ☆A	7168	Stg. Gear Complete Pitman Shaft Seal Kit.....	8766
Pump Seal Kit; W/Saginaw P.S. Pump; ☆B.....	7918	Stg. Gear Lower Pitman Shaft Seal Kit.....	7856
Pump Drive Shaft Seal Kit; W/Eaton P.S. Pump; ☆A.....	8713	V-8 290 ENG.; V-8 343 ENG.	
Pump Drive Shaft Seal Kit; W/Saginaw P.S. Pump; ☆B	8709	Pump Seal Kit.....	7168
Stg. Gear Complete Rebuilding Kit.....	7858	Pump Drive Shaft Seal Kit.....	8713
Stg. Gear Major Seal Kit.....	7860	Stg. Gear Complete Rebuilding Kit.....	7858
Stg. Gear Input Shaft Seal Kit.....	7095	Stg. Gear Major Seal Kit.....	7860
Stg. Gear Complete Pitman Shaft Seal Kit.....	8766	Stg. Gear Input Shaft Seal Kit.....	7095
Stg. Gear Lower Pitman Shaft Seal Kit.....	7856	Stg. Gear Complete Pitman Shaft Seal Kit.....	8766
1967		Stg. Gear Lower Pitman Shaft Seal Kit.....	7856
6-CYL. 232 ENG.		1966	
Pump Complete Rebuilding Kit.....	7900	6-CYL. 199 ENG.; 6-CYL. 232 ENG.	
Pump Seal Kit.....	7898	Pump Complete Rebuilding Kit.....	7900
Stg. Gear Complete Rebuilding Kit.....	7858	Pump Seal Kit.....	7898
Stg. Gear Major Seal Kit.....	7860	Stg. Gear Complete Rebuilding Kit.....	7858
Stg. Gear Input Shaft Seal Kit.....	7095	Stg. Gear Major Seal Kit.....	7860
Stg. Gear Complete Pitman Shaft Seal Kit.....	8766	Stg. Gear Input Shaft Seal Kit.....	7095
Stg. Gear Lower Pitman Shaft Seal Kit.....	7856	Stg. Gear Complete Pitman Shaft Seal Kit.....	8766
V-8 290 ENG.; V-8 343 ENG.		Stg. Gear Lower Pitman Shaft Seal Kit.....	7856
Pump Seal Kit.....	7168	V-8 290 ENG.	
Pump Drive Shaft Seal Kit.....	8713	Pump Seal Kit.....	7168
Stg. Gear Complete Rebuilding Kit.....	7858	Pump Drive Shaft Seal Kit.....	8713
Stg. Gear Major Seal Kit.....	7860	Stg. Gear Complete Rebuilding Kit.....	7858
Stg. Gear Input Shaft Seal Kit.....	7095	Stg. Gear Major Seal Kit.....	7860
Stg. Gear Complete Pitman Shaft Seal Kit.....	8766	Stg. Gear Input Shaft Seal Kit.....	7095
Stg. Gear Lower Pitman Shaft Seal Kit.....	7856	Stg. Gear Complete Pitman Shaft Seal Kit.....	8766
1966		Stg. Gear Lower Pitman Shaft Seal Kit.....	7856
6-CYL. 232 ENG.		V-8 287 ENG.; V-8 327 ENG.	
Pump Complete Rebuilding Kit.....	7900	Pump Seal Kit.....	7168
Pump Seal Kit.....	7898	Pump Drive Shaft Seal Kit.....	8713
Stg. Gear Complete Rebuilding Kit.....	7858	Stg. Gear Complete Rebuilding Kit.....	7858
Stg. Gear Major Seal Kit.....	7860	Stg. Gear Major Seal Kit.....	7860
Stg. Gear Input Shaft Seal Kit.....	7095	Stg. Gear Input Shaft Seal Kit.....	7095
Stg. Gear Complete Pitman Shaft Seal Kit.....	8766	Stg. Gear Complete Pitman Shaft Seal Kit.....	8766
Stg. Gear Lower Pitman Shaft Seal Kit.....	7856	Stg. Gear Lower Pitman Shaft Seal Kit.....	7856
V-8 287 ENG.; V-8 327 ENG.		AMERICAN	
Pump Seal Kit.....	7168	1968	
Pump Drive Shaft Seal Kit.....	8713	6-CYL. 199 ENG.; 6-CYL. 232 ENG.	
Stg. Gear Complete Rebuilding Kit.....	7858	Pump Complete Rebuilding Kit.....	7910
Stg. Gear Major Seal Kit.....	7860	Pump Seal Kit.....	7918
Stg. Gear Input Shaft Seal Kit.....	7095	Pump Drive Shaft Seal Kit.....	8709
Stg. Gear Complete Pitman Shaft Seal Kit.....	8766	Stg. Gear Complete Rebuilding Kit.....	8522
Stg. Gear Lower Pitman Shaft Seal Kit.....	7856	Stg. Gear Major Seal Kit.....	8521
AMERICAN		Stg. Gear Input Shaft Seal Kit.....	8525
1968		Stg. Gear Complete Pitman Shaft Seal Kit.....	8766
6-CYL. 199 ENG.; 6-CYL. 232 ENG.		Stg. Gear Lower Pitman Shaft Seal Kit.....	7856
Pump Complete Rebuilding Kit.....	7910	AMX	
Pump Seal Kit.....	7918	1980	
Pump Drive Shaft Seal Kit.....	8709	6-CYL. 4.2 L ENG.	
Stg. Gear Complete Rebuilding Kit.....	7858	Pump Complete Rebuilding Kit.....	7910
Stg. Gear Major Seal Kit.....	7860	Pump Seal Kit.....	7918
Stg. Gear Input Shaft Seal Kit.....	7095	Pump Drive Shaft Seal Kit.....	8709
Stg. Gear Complete Pitman Shaft Seal Kit.....	8766	Stg. Gear Complete Rebuilding Kit.....	8522
Stg. Gear Lower Pitman Shaft Seal Kit.....	7856	Stg. Gear Major Seal Kit.....	8521
AMERICAN		Stg. Gear Input Shaft Seal Kit.....	8525
1968		Stg. Gear Complete Pitman Shaft Seal Kit.....	8766
6-CYL. 199 ENG.; 6-CYL. 232 ENG.		Stg. Gear Lower Pitman Shaft Seal Kit.....	7856
Pump Complete Rebuilding Kit.....	7910	1979	
Pump Seal Kit.....	7918	6-CYL. 258 ENG.; V-8 304 ENG.	
Pump Drive Shaft Seal Kit.....	8709	Pump Complete Rebuilding Kit.....	7910
Stg. Gear Complete Rebuilding Kit.....	8522	Pump Seal Kit.....	7918
Stg. Gear Major Seal Kit.....	8521	Pump Drive Shaft Seal Kit.....	8709
Stg. Gear Input Shaft Seal Kit.....	8525	Stg. Gear Complete Rebuilding Kit.....	8522
Stg. Gear Complete Pitman Shaft Seal Kit.....	8766	Stg. Gear Major Seal Kit.....	8521
Stg. Gear Lower Pitman Shaft Seal Kit.....	7856	Stg. Gear Input Shaft Seal Kit.....	8525
AMERICAN		Stg. Gear Complete Pitman Shaft Seal Kit.....	8766
1968		Stg. Gear Lower Pitman Shaft Seal Kit.....	7856
6-CYL. 199 ENG.; 6-CYL. 232 ENG.		1978	
Pump Complete Rebuilding Kit.....	7910	6-CYL. 258 ENG.; V-8 304 ENG.	
Pump Seal Kit.....	7918	Pump Complete Rebuilding Kit.....	7910
Pump Drive Shaft Seal Kit.....	8709	Pump Seal Kit.....	7918
Stg. Gear Complete Rebuilding Kit.....	7858	Pump Drive Shaft Seal Kit.....	8709
Stg. Gear Major Seal Kit.....	7860	Stg. Gear Complete Rebuilding Kit.....	7858
Stg. Gear Input Shaft Seal Kit.....	7095	Stg. Gear Major Seal Kit.....	7860
Stg. Gear Complete Pitman Shaft Seal Kit.....	8766	1979	
Stg. Gear Lower Pitman Shaft Seal Kit.....	7856	6-CYL. 258 ENG.; V-8 304 ENG.	

☆ See Pages A14 - A15 For Pump or Gear Identification.

⊙ Packaged one bushing per box, order as required.

SYSTEM PUMP & GEAR IDENT.

SYSTEM & COMPONENT IDENT.

PASS. CARS

LIGHT TRUCKS

MEDIUM/HEAVY TRUCKS

BUSES

HOSE NUMERICAL

REPAIR KITS

KIT NUMERICAL

ILLUSTRATIONS

Power Steering Repair Kits for Passenger Cars and Light Trucks

	Application	Kit No.	Application	Kit No.	
SYSTEM PUMP & GEAR IDENT.	AMERICAN MOTORS - Continued		AMERICAN MOTORS - Continued		
	AMX - Continued		CONCORD - Continued		
	1978 - Continued		1982-1980		
	6-CYL. 258 ENG.; V-8 304 ENG. - Continued		4-CYL. 2.5 L ENG.; 6-CYL. 4.2 L ENG.		
		Stg. Gear Input Shaft Seal Kit.....	7095	Pump Complete Rebuilding Kit.....	7910
		Stg. Gear Complete Pitman Shaft Seal Kit.....	8766	Pump Seal Kit.....	7918
		Stg. Gear Lower Pitman Shaft Seal Kit.....	7856	Pump Drive Shaft Seal Kit.....	8709
				Stg. Gear Complete Rebuilding Kit.....	8522
				Stg. Gear Major Seal Kit.....	8521
				Stg. Gear Input Shaft Seal Kit.....	8525
SYSTEM & COMPONENT IDENT.	1974-1973		Stg. Gear Complete Pitman Shaft Seal Kit.....		
	V-8 304 ENG.; V-8 360 ENG.; V-8 401 ENG.		Stg. Gear Lower Pitman Shaft Seal Kit.....		
		Pump Complete Rebuilding Kit.....	7910		
		Pump Seal Kit.....	7918		
		Pump Drive Shaft Seal Kit.....	8709		
		Stg. Gear Complete Rebuilding Kit.....	7858		
		Stg. Gear Major Seal Kit.....	7860		
		Stg. Gear Input Shaft Seal Kit.....	7095		
		Stg. Gear Complete Pitman Shaft Seal Kit.....	8766		
		Stg. Gear Lower Pitman Shaft Seal Kit.....	7856		
PASS. CARS	1972		1979		
	V-8 304 ENG.; V-8 360 ENG.; V-8 401 ENG.		4-CYL. 121 ENG.; 6-CYL. 232 ENG.; 6-CYL. 258 ENG.; V-8 304 ENG.		
		Pump Complete Rebuilding Kit; W/Saginaw P.S. Pump; ☆B.....	7910	Pump Complete Rebuilding Kit.....	7910
		Pump Seal Kit; W/Eaton P.S. Pump; ☆A.....	7168	Pump Seal Kit.....	7918
		Pump Seal Kit; W/Saginaw P.S. Pump; ☆B.....	7918	Pump Drive Shaft Seal Kit.....	8709
		Pump Drive Shaft Seal Kit; W/Eaton P.S. Pump; ☆A.....	8713	Stg. Gear Complete Rebuilding Kit.....	8522
		Pump Drive Shaft Seal Kit; W/Saginaw P.S. Pump; ☆B.....	8709	Stg. Gear Major Seal Kit.....	8521
		Stg. Gear Complete Rebuilding Kit.....	7858	Stg. Gear Input Shaft Seal Kit.....	8525
		Stg. Gear Major Seal Kit.....	7860	Stg. Gear Complete Pitman Shaft Seal Kit.....	8766
		Stg. Gear Input Shaft Seal Kit.....	7095	Stg. Gear Lower Pitman Shaft Seal Kit.....	7856
LIGHT TRUCKS	1971		1978		
	V-8 360 ENG.; V-8 401 ENG.		4-CYL. 121 ENG.; 6-CYL. 232 ENG.; 6-CYL. 258 ENG.; V-8 304 ENG.		
		Pump Complete Rebuilding Kit; W/Saginaw P.S. Pump; ☆B.....	7910	Pump Complete Rebuilding Kit.....	7910
		Pump Seal Kit; W/Eaton P.S. Pump; ☆A.....	7168	Pump Seal Kit.....	7918
		Pump Seal Kit; W/Saginaw P.S. Pump; ☆B.....	7918	Pump Drive Shaft Seal Kit.....	8709
		Pump Drive Shaft Seal Kit; W/Eaton P.S. Pump; ☆A.....	8713	Stg. Gear Complete Rebuilding Kit.....	7858
		Pump Drive Shaft Seal Kit; W/Saginaw P.S. Pump; ☆B.....	8709	Stg. Gear Major Seal Kit.....	7860
		Stg. Gear Complete Rebuilding Kit.....	7858	Stg. Gear Input Shaft Seal Kit.....	7095
		Stg. Gear Major Seal Kit.....	7860	Stg. Gear Complete Pitman Shaft Seal Kit.....	8766
		Stg. Gear Input Shaft Seal Kit.....	7095	Stg. Gear Lower Pitman Shaft Seal Kit.....	7856
MEDIUM/HEAVY TRUCKS	1970		EAGLE		
	V-8 360 ENG.; V-8 390 ENG.		1988-1985		
		Pump Complete Rebuilding Kit; W/Saginaw P.S. Pump; ☆B.....	7910	6-CYL. 4.2 L ENG.	
		Pump Seal Kit; W/Eaton P.S. Pump; ☆A.....	7168	Pump Complete Rebuilding Kit.....	7910
		Pump Seal Kit; W/Saginaw P.S. Pump; ☆B.....	7918	Pump Seal Kit.....	7918
		Pump Drive Shaft Seal Kit; W/Eaton P.S. Pump; ☆A.....	8713	Pump Drive Shaft Seal Kit.....	8709
		Pump Drive Shaft Seal Kit; W/Saginaw P.S. Pump; ☆B.....	8709	Stg. Gear Complete Rebuilding Kit.....	8522
		Stg. Gear Complete Rebuilding Kit.....	7858	Stg. Gear Major Seal Kit.....	8521
		Stg. Gear Major Seal Kit.....	7860	Stg. Gear Input Shaft Seal Kit.....	8525
		Stg. Gear Input Shaft Seal Kit.....	7095	Stg. Gear Complete Pitman Shaft Seal Kit.....	8766
BUSES	1969-1968		1984-1981		
	V-8 290 ENG.; V-8 343 ENG.; V-8 390 ENG.		4-CYL. 2.5 L ENG.; 6-CYL. 4.2 L ENG.		
		Pump Complete Rebuilding Kit; W/Saginaw P.S. Pump; ☆B.....	7910	Pump Complete Rebuilding Kit.....	7910
		Pump Seal Kit; W/Eaton P.S. Pump; ☆A.....	7168	Pump Seal Kit.....	7918
		Pump Seal Kit; W/Saginaw P.S. Pump; ☆B.....	7918	Pump Drive Shaft Seal Kit.....	8709
		Pump Drive Shaft Seal Kit; W/Eaton P.S. Pump; ☆A.....	8713	Stg. Gear Complete Rebuilding Kit.....	8522
		Pump Drive Shaft Seal Kit; W/Saginaw P.S. Pump; ☆B.....	8709	Stg. Gear Major Seal Kit.....	8521
		Stg. Gear Complete Rebuilding Kit.....	7858	Stg. Gear Input Shaft Seal Kit.....	8525
		Stg. Gear Major Seal Kit.....	7860	Stg. Gear Complete Pitman Shaft Seal Kit.....	8766
		Stg. Gear Input Shaft Seal Kit.....	7095	Stg. Gear Lower Pitman Shaft Seal Kit.....	7856
HOSE NUMERICAL	1970		1980		
	V-8 360 ENG.; V-8 390 ENG.		6-CYL. 4.2 L ENG.		
		Pump Complete Rebuilding Kit; W/Saginaw P.S. Pump; ☆B.....	7910	Pump Complete Rebuilding Kit.....	7910
		Pump Seal Kit; W/Eaton P.S. Pump; ☆A.....	7168	Pump Seal Kit.....	7918
		Pump Seal Kit; W/Saginaw P.S. Pump; ☆B.....	7918	Pump Drive Shaft Seal Kit.....	8709
		Pump Drive Shaft Seal Kit; W/Eaton P.S. Pump; ☆A.....	8713	Stg. Gear Complete Rebuilding Kit.....	8522
		Pump Drive Shaft Seal Kit; W/Saginaw P.S. Pump; ☆B.....	8709	Stg. Gear Major Seal Kit.....	8521
		Stg. Gear Complete Rebuilding Kit.....	7858	Stg. Gear Input Shaft Seal Kit.....	8525
		Stg. Gear Major Seal Kit.....	7860	Stg. Gear Complete Pitman Shaft Seal Kit.....	8766
		Stg. Gear Input Shaft Seal Kit.....	7095	Stg. Gear Lower Pitman Shaft Seal Kit.....	7856
REPAIR KITS	1970		GREMLIN		
	V-8 360 ENG.; V-8 390 ENG.		1978-1977		
		Pump Complete Rebuilding Kit; W/Saginaw P.S. Pump; ☆B.....	7910	4-CYL. 121 ENG.; 6-CYL. 232 ENG.; 6-CYL. 258 ENG.	
		Pump Seal Kit; W/Eaton P.S. Pump; ☆A.....	7168	Pump Complete Rebuilding Kit.....	7910
		Pump Seal Kit; W/Saginaw P.S. Pump; ☆B.....	7918	Pump Seal Kit.....	7918
		Pump Drive Shaft Seal Kit; W/Eaton P.S. Pump; ☆A.....	8713	Pump Drive Shaft Seal Kit.....	8709
		Pump Drive Shaft Seal Kit; W/Saginaw P.S. Pump; ☆B.....	8709	Stg. Gear Complete Rebuilding Kit.....	7858
		Stg. Gear Complete Rebuilding Kit.....	7858	Stg. Gear Major Seal Kit.....	7860
		Stg. Gear Major Seal Kit.....	7860	Stg. Gear Input Shaft Seal Kit.....	7095
		Stg. Gear Input Shaft Seal Kit.....	7095	Stg. Gear Complete Pitman Shaft Seal Kit.....	8766
KIT NUMERICAL	1969-1968		1978-1977		
	V-8 290 ENG.; V-8 343 ENG.; V-8 390 ENG.		4-CYL. 121 ENG.; 6-CYL. 232 ENG.; 6-CYL. 258 ENG.		
		Pump Complete Rebuilding Kit; W/Saginaw P.S. Pump; ☆B.....	7910	Pump Complete Rebuilding Kit.....	7910
		Pump Seal Kit; W/Eaton P.S. Pump; ☆A.....	7168	Pump Seal Kit.....	7918
		Pump Seal Kit; W/Saginaw P.S. Pump; ☆B.....	7918	Pump Drive Shaft Seal Kit.....	8709
		Pump Drive Shaft Seal Kit; W/Eaton P.S. Pump; ☆A.....	8713	Stg. Gear Complete Rebuilding Kit.....	7858
		Pump Drive Shaft Seal Kit; W/Saginaw P.S. Pump; ☆B.....	8709	Stg. Gear Major Seal Kit.....	7860
		Stg. Gear Complete Rebuilding Kit.....	7858	Stg. Gear Input Shaft Seal Kit.....	7095
		Stg. Gear Major Seal Kit.....	7860	Stg. Gear Complete Pitman Shaft Seal Kit.....	8766
		Stg. Gear Input Shaft Seal Kit.....	7095	Stg. Gear Lower Pitman Shaft Seal Kit.....	7856
ILLUSTRATIONS	CONCORD		1978-1977		
	1983		4-CYL. 121 ENG.; 6-CYL. 232 ENG.; 6-CYL. 258 ENG.		
	6-CYL. 4.2 L ENG.		Pump Complete Rebuilding Kit.....		
		Pump Complete Rebuilding Kit.....	7910	7910	
		Pump Seal Kit.....	7918	7918	
		Pump Drive Shaft Seal Kit.....	8709	8709	
		Stg. Gear Complete Rebuilding Kit.....	8522	8709	
		Stg. Gear Major Seal Kit.....	8521	7858	
		Stg. Gear Input Shaft Seal Kit.....	8525	7860	
		Stg. Gear Complete Pitman Shaft Seal Kit.....	8766	7095	
	Stg. Gear Lower Pitman Shaft Seal Kit.....	7856	8766		

☆ See Pages A14 - A15 For Pump or Gear Identification.

⊗ Packaged one bushing per box, order as required.

Power Steering Repair Kits for Passenger Cars and Light Trucks

Application	Kit No.	Application	Kit No.
AMERICAN MOTORS - Continued		AMERICAN MOTORS - Continued	
GREMLIN - Continued		HORNET - Continued	
1978-1977 - Continued		1974-1973 - Continued	
4-CYL. 121 ENG.; 6-CYL. 232 ENG.; 6-CYL. 258 ENG.		6-CYL. 232 ENG.; 6-CYL. 258 ENG.; V-8 304 ENG.; V-8 360	
- Continued		ENG. - Continued	
Stg. Gear Lower Pitman Shaft Seal Kit.....	7856	Stg. Gear Major Seal Kit.....	7860
1976-1973		Stg. Gear Input Shaft Seal Kit.....	7095
6-CYL. 232 ENG.; 6-CYL. 258 ENG.; V-8 304 ENG.		Stg. Gear Complete Pitman Shaft Seal Kit.....	8766
Pump Complete Rebuilding Kit.....	7910	Stg. Gear Lower Pitman Shaft Seal Kit.....	7856
Pump Seal Kit.....	7918	1972-1971	
Pump Drive Shaft Seal Kit.....	8709	6-CYL. 232 ENG.; 6-CYL. 258 ENG.	
Stg. Gear Complete Rebuilding Kit.....	7858	Pump Complete Rebuilding Kit.....	
Stg. Gear Major Seal Kit.....	7860	Pump Seal Kit.....	
Stg. Gear Input Shaft Seal Kit.....	7095	Pump Drive Shaft Seal Kit.....	
Stg. Gear Complete Pitman Shaft Seal Kit.....	8766	Stg. Gear Complete Rebuilding Kit.....	
Stg. Gear Lower Pitman Shaft Seal Kit.....	7856	Stg. Gear Major Seal Kit.....	
1972		Stg. Gear Input Shaft Seal Kit.....	
6-CYL. 232 ENG.; 6-CYL. 258 ENG.		Stg. Gear Complete Pitman Shaft Seal Kit.....	
Pump Complete Rebuilding Kit.....	7910	Stg. Gear Lower Pitman Shaft Seal Kit.....	
Pump Seal Kit.....	7918	V-8 304 ENG.; V-8 360 ENG.	
Pump Drive Shaft Seal Kit.....	8709	Pump Complete Rebuilding Kit; W/Saginaw P.S. Pump; ☆B.....	
Stg. Gear Complete Rebuilding Kit.....	7858	Pump Seal Kit; W/Eaton P.S. Pump; ☆A.....	
Stg. Gear Major Seal Kit.....	7860	Pump Seal Kit; W/Saginaw P.S. Pump; ☆B.....	
Stg. Gear Input Shaft Seal Kit.....	7095	Pump Drive Shaft Seal Kit; W/Eaton P.S. Pump; ☆A.....	
Stg. Gear Complete Pitman Shaft Seal Kit.....	8766	Pump Drive Shaft Seal Kit; W/Saginaw P.S. Pump; ☆B.....	
Stg. Gear Lower Pitman Shaft Seal Kit.....	7856	Stg. Gear Complete Rebuilding Kit.....	
V-8 304 ENG.		Stg. Gear Major Seal Kit.....	
Pump Complete Rebuilding Kit; W/Saginaw P.S. Pump; ☆B.....	7910	Stg. Gear Input Shaft Seal Kit.....	
Pump Seal Kit; W/Eaton P.S. Pump; ☆A.....	7168	Stg. Gear Complete Pitman Shaft Seal Kit.....	
Pump Seal Kit; W/Saginaw P.S. Pump; ☆B.....	7918	Stg. Gear Lower Pitman Shaft Seal Kit.....	
Pump Drive Shaft Seal Kit; W/Eaton P.S. Pump; ☆A.....	8713	1970	
Pump Drive Shaft Seal Kit; W/Saginaw P.S. Pump; ☆B.....	8709	6-CYL. 199 ENG.; 6-CYL. 232 ENG.	
Stg. Gear Complete Rebuilding Kit.....	7858	Pump Complete Rebuilding Kit.....	
Stg. Gear Major Seal Kit.....	7860	Pump Seal Kit.....	
Stg. Gear Input Shaft Seal Kit.....	7095	Pump Drive Shaft Seal Kit.....	
Stg. Gear Complete Pitman Shaft Seal Kit.....	8766	Stg. Gear Complete Rebuilding Kit.....	
Stg. Gear Lower Pitman Shaft Seal Kit.....	7856	Stg. Gear Major Seal Kit.....	
1971		Stg. Gear Input Shaft Seal Kit.....	
6-CYL. 232 ENG.; 6-CYL. 258 ENG.		Stg. Gear Complete Pitman Shaft Seal Kit.....	
Pump Complete Rebuilding Kit.....	7910	Stg. Gear Lower Pitman Shaft Seal Kit.....	
Pump Seal Kit.....	7918	V-8 304 ENG.	
Pump Drive Shaft Seal Kit.....	8709	Pump Complete Rebuilding Kit; W/Saginaw P.S. Pump; ☆B.....	
Stg. Gear Complete Rebuilding Kit.....	7858	Pump Seal Kit; W/Eaton P.S. Pump; ☆A.....	
Stg. Gear Major Seal Kit.....	7860	Pump Seal Kit; W/Saginaw P.S. Pump; ☆B.....	
Stg. Gear Input Shaft Seal Kit.....	7095	Pump Drive Shaft Seal Kit; W/Eaton P.S. Pump; ☆A.....	
Stg. Gear Complete Pitman Shaft Seal Kit.....	8766	Pump Drive Shaft Seal Kit; W/Saginaw P.S. Pump; ☆B.....	
Stg. Gear Lower Pitman Shaft Seal Kit.....	7856	Stg. Gear Complete Rebuilding Kit.....	
1970		Stg. Gear Major Seal Kit.....	
6-CYL. 199 ENG.; 6-CYL. 232 ENG.		Stg. Gear Input Shaft Seal Kit.....	
Pump Complete Rebuilding Kit.....	7910	Stg. Gear Complete Pitman Shaft Seal Kit.....	
Pump Seal Kit.....	7918	Stg. Gear Lower Pitman Shaft Seal Kit.....	
Pump Drive Shaft Seal Kit.....	8709	V-8 304 ENG.	
Stg. Gear Complete Rebuilding Kit.....	7858	Pump Complete Rebuilding Kit; W/Saginaw P.S. Pump; ☆B.....	
Stg. Gear Major Seal Kit.....	7860	Pump Seal Kit; W/Eaton P.S. Pump; ☆A.....	
Stg. Gear Input Shaft Seal Kit.....	7095	Pump Seal Kit; W/Saginaw P.S. Pump; ☆B.....	
Stg. Gear Complete Pitman Shaft Seal Kit.....	8766	Pump Drive Shaft Seal Kit; W/Eaton P.S. Pump; ☆A.....	
Stg. Gear Lower Pitman Shaft Seal Kit.....	7856	Pump Drive Shaft Seal Kit; W/Saginaw P.S. Pump; ☆B.....	
HORNET		Stg. Gear Complete Rebuilding Kit.....	
1977-1975		Stg. Gear Major Seal Kit.....	
6-CYL. 232 ENG.; 6-CYL. 258 ENG.; V-8 304 ENG.		Stg. Gear Input Shaft Seal Kit.....	
Pump Complete Rebuilding Kit.....	7910	Stg. Gear Complete Pitman Shaft Seal Kit.....	
Pump Seal Kit.....	7918	Stg. Gear Lower Pitman Shaft Seal Kit.....	
Pump Drive Shaft Seal Kit.....	8709	JAVELIN	
Stg. Gear Complete Rebuilding Kit.....	7858	1974-1973	
Stg. Gear Major Seal Kit.....	7860	6-CYL. 232 ENG.; 6-CYL. 258 ENG.; V-8 304 ENG.; V-8 360	
Stg. Gear Input Shaft Seal Kit.....	7095	ENG.; V-8 401 ENG.	
Stg. Gear Complete Pitman Shaft Seal Kit.....	8766	Pump Complete Rebuilding Kit.....	
Stg. Gear Lower Pitman Shaft Seal Kit.....	7856	Pump Seal Kit.....	
1974-1973		Pump Drive Shaft Seal Kit.....	
6-CYL. 232 ENG.; 6-CYL. 258 ENG.; V-8 304 ENG.; V-8 360		Stg. Gear Complete Rebuilding Kit.....	
ENG.		Stg. Gear Major Seal Kit.....	
Pump Complete Rebuilding Kit.....	7910	Stg. Gear Input Shaft Seal Kit.....	
Pump Seal Kit.....	7918	Stg. Gear Complete Pitman Shaft Seal Kit.....	
Pump Drive Shaft Seal Kit.....	8709	Stg. Gear Lower Pitman Shaft Seal Kit.....	
Stg. Gear Complete Rebuilding Kit.....	7858	1972-1971	
Stg. Gear Major Seal Kit.....	7860	6-CYL. 232 ENG.; 6-CYL. 258 ENG.	
Stg. Gear Input Shaft Seal Kit.....	7095	Pump Complete Rebuilding Kit.....	
Stg. Gear Complete Pitman Shaft Seal Kit.....	8766	Pump Seal Kit.....	
Stg. Gear Lower Pitman Shaft Seal Kit.....	7856	Pump Drive Shaft Seal Kit.....	
1974-1973		Stg. Gear Complete Rebuilding Kit.....	
6-CYL. 232 ENG.; 6-CYL. 258 ENG.; V-8 304 ENG.; V-8 360		Stg. Gear Major Seal Kit.....	
ENG.		Stg. Gear Input Shaft Seal Kit.....	
Pump Complete Rebuilding Kit.....	7910	Stg. Gear Complete Pitman Shaft Seal Kit.....	
Pump Seal Kit.....	7918	Stg. Gear Lower Pitman Shaft Seal Kit.....	
Pump Drive Shaft Seal Kit.....	8709	V-8 304 ENG.; V-8 360 ENG.; V-8 401 ENG.	
Stg. Gear Complete Rebuilding Kit.....	7858	Pump Complete Rebuilding Kit; W/Saginaw P.S. Pump; ☆B.....	
Stg. Gear Major Seal Kit.....	7860	Pump Seal Kit; W/Eaton P.S. Pump; ☆A.....	
Stg. Gear Input Shaft Seal Kit.....	7095		
Stg. Gear Complete Pitman Shaft Seal Kit.....	8766		
Stg. Gear Lower Pitman Shaft Seal Kit.....	7856		

☆ See Pages A14 - A15 For Pump or Gear Identification.

⊛ Packaged one bushing per box, order as required.

SYSTEM
PUMP &
GEAR
IDENT.

SYSTEM &
COM-
PONENT
IDENT.

PASS.
CARS

LIGHT
TRUCKS

MEDIUM/
HEAVY
TRUCKS

BUSES

HOSE
NUMER-
ICAL

REPAIR
KITS

KIT
NUMER-
ICAL

ILLUSTRATIONS

Power Steering Repair Kits for Passenger Cars and Light Trucks

	Application	Kit No.	Application	Kit No.	
SYSTEM PUMP & GEAR IDENT.	AMERICAN MOTORS - Continued		AMERICAN MOTORS - Continued		
	JAVELIN - Continued		MARLIN - Continued		
	1972-1971 - Continued		1966 - Continued		
	V-8 304 ENG.; V-8 360 ENG.; V-8 401 ENG. - Continued		6-CYL. 232 ENG. - Continued		
		Pump Seal Kit; W/Saginaw P.S. Pump; ☆B	7918	Stg. Gear Major Seal Kit	7860
		Pump Drive Shaft Seal Kit; W/Eaton P.S. Pump; ☆A	8713	Stg. Gear Input Shaft Seal Kit	7095
		Pump Drive Shaft Seal Kit; W/Saginaw P.S. Pump; ☆B	8709	Stg. Gear Complete Pitman Shaft Seal Kit	8766
		Stg. Gear Complete Rebuilding Kit	7858	Stg. Gear Lower Pitman Shaft Seal Kit	7856
		Stg. Gear Major Seal Kit	7860		
		Stg. Gear Input Shaft Seal Kit	7095		
SYSTEM & COMPONENT IDENT.		Stg. Gear Complete Pitman Shaft Seal Kit	8766		
		Stg. Gear Lower Pitman Shaft Seal Kit	7856		
	1970		V-8 287 ENG.; V-8 327 ENG.		
	6-CYL. 232 ENG.		Pump Seal Kit		7168
		Pump Complete Rebuilding Kit	7910	Pump Drive Shaft Seal Kit	8713
		Pump Seal Kit	7918	Stg. Gear Complete Rebuilding Kit	7858
		Pump Drive Shaft Seal Kit	8709	Stg. Gear Major Seal Kit	7860
		Stg. Gear Complete Rebuilding Kit	7858	Stg. Gear Input Shaft Seal Kit	7095
		Stg. Gear Major Seal Kit	7860	Stg. Gear Complete Pitman Shaft Seal Kit	8766
		Stg. Gear Input Shaft Seal Kit	7095	Stg. Gear Lower Pitman Shaft Seal Kit	7856
PASS. CARS		Stg. Gear Complete Pitman Shaft Seal Kit	8766		
		Stg. Gear Lower Pitman Shaft Seal Kit	7856		
	1970		MATADOR		
	6-CYL. 232 ENG.		1978		
		Pump Complete Rebuilding Kit	7910	6-CYL. 258 ENG.; V-8 360 ENG.	
		Pump Seal Kit	7918	Pump Complete Rebuilding Kit	7910
		Pump Drive Shaft Seal Kit	8709	Pump Seal Kit	7918
		Stg. Gear Complete Rebuilding Kit	7858	Pump Drive Shaft Seal Kit	8709
		Stg. Gear Major Seal Kit	7860	Stg. Gear Complete Rebuilding Kit	7858
		Stg. Gear Input Shaft Seal Kit	7095	Stg. Gear Major Seal Kit	7860
LIGHT TRUCKS		Stg. Gear Complete Pitman Shaft Seal Kit	8766	Stg. Gear Input Shaft Seal Kit	7095
		Stg. Gear Lower Pitman Shaft Seal Kit	7856	Stg. Gear Complete Pitman Shaft Seal Kit	8766
	V-8 304 ENG.; V-8 360 ENG.; V-8 390 ENG.		Stg. Gear Lower Pitman Shaft Seal Kit		7856
		Pump Complete Rebuilding Kit; W/Saginaw P.S. Pump; ☆B	7910		
		Pump Seal Kit; W/Eaton P.S. Pump; ☆A	7168		
		Pump Seal Kit; W/Saginaw P.S. Pump; ☆B	7918		
		Pump Drive Shaft Seal Kit; W/Eaton P.S. Pump; ☆A	8713		
		Pump Drive Shaft Seal Kit; W/Saginaw P.S. Pump; ☆B	8709		
		Stg. Gear Complete Rebuilding Kit	7858		
		Stg. Gear Major Seal Kit	7860		
MEDIUM/HEAVY TRUCKS		Stg. Gear Input Shaft Seal Kit	7095		
		Stg. Gear Complete Pitman Shaft Seal Kit	8766		
		Stg. Gear Lower Pitman Shaft Seal Kit	7856		
	1969-1968		1977		
	6-CYL. 232 ENG.		6-CYL. 258 ENG.; V-8 304 ENG.; V-8 360 ENG.		
		Pump Complete Rebuilding Kit	7910	Pump Complete Rebuilding Kit	7910
		Pump Seal Kit	7918	Pump Seal Kit	7918
		Pump Drive Shaft Seal Kit	8709	Pump Drive Shaft Seal Kit	8709
		Stg. Gear Complete Rebuilding Kit	7858	Stg. Gear Complete Rebuilding Kit	7858
		Stg. Gear Major Seal Kit	7860	Stg. Gear Major Seal Kit	7860
	Stg. Gear Input Shaft Seal Kit	7095	Stg. Gear Input Shaft Seal Kit	7095	
BUSES		Stg. Gear Complete Pitman Shaft Seal Kit	8766	Stg. Gear Complete Pitman Shaft Seal Kit	8766
		Stg. Gear Lower Pitman Shaft Seal Kit	7856	Stg. Gear Lower Pitman Shaft Seal Kit	7856
	V-8 290 ENG.; V-8 343 ENG.; V-8 390 ENG.		1976-1975		
		Pump Complete Rebuilding Kit; W/Saginaw P.S. Pump; ☆B	7910	6-CYL. 258 ENG.; V-8 304 ENG.; V-8 360 ENG.; V-8 401 ENG.	
		Pump Seal Kit; W/Eaton P.S. Pump; ☆A	7168	Pump Complete Rebuilding Kit	7910
		Pump Seal Kit; W/Saginaw P.S. Pump; ☆B	7918	Pump Seal Kit	7918
		Pump Drive Shaft Seal Kit; W/Eaton P.S. Pump; ☆A	8713	Pump Drive Shaft Seal Kit	8709
		Pump Drive Shaft Seal Kit; W/Saginaw P.S. Pump; ☆B	8709	Stg. Gear Complete Rebuilding Kit	7858
		Stg. Gear Complete Rebuilding Kit	7858	Stg. Gear Major Seal Kit	7860
		Stg. Gear Major Seal Kit	7860	Stg. Gear Input Shaft Seal Kit	7095
HOSE NUMERICAL		Stg. Gear Input Shaft Seal Kit	7095	Stg. Gear Complete Pitman Shaft Seal Kit	8766
		Stg. Gear Complete Pitman Shaft Seal Kit	8766	Stg. Gear Lower Pitman Shaft Seal Kit	7856
		Stg. Gear Lower Pitman Shaft Seal Kit	7856		
	MARLIN		1974-1973		
	1967		6-CYL. 232 ENG.; 6-CYL. 258 ENG.; V-8 304 ENG.; V-8 360 ENG.; V-8 401 ENG.		
	6-CYL. 232 ENG.		Pump Complete Rebuilding Kit		7910
		Pump Complete Rebuilding Kit	7900	Pump Seal Kit	7918
		Pump Seal Kit	7898	Pump Drive Shaft Seal Kit	8709
		Stg. Gear Complete Rebuilding Kit	7858	Stg. Gear Complete Rebuilding Kit	7858
		Stg. Gear Major Seal Kit	7860	Stg. Gear Major Seal Kit	7860
	Stg. Gear Input Shaft Seal Kit	7095	Stg. Gear Input Shaft Seal Kit	7095	
REPAIR KITS		Stg. Gear Complete Pitman Shaft Seal Kit	8766	Stg. Gear Complete Pitman Shaft Seal Kit	8766
		Stg. Gear Lower Pitman Shaft Seal Kit	7856	Stg. Gear Lower Pitman Shaft Seal Kit	7856
	V-8 290 ENG.; V-8 343 ENG.		1972-1971		
		Pump Seal Kit	7168	6-CYL. 232 ENG.; 6-CYL. 258 ENG.	
		Pump Drive Shaft Seal Kit	8713	Pump Complete Rebuilding Kit	7910
		Stg. Gear Complete Rebuilding Kit	7858	Pump Seal Kit	7918
		Stg. Gear Major Seal Kit	7860	Pump Drive Shaft Seal Kit	8709
		Stg. Gear Input Shaft Seal Kit	7095	Stg. Gear Complete Rebuilding Kit	7858
		Stg. Gear Complete Pitman Shaft Seal Kit	8766	Stg. Gear Major Seal Kit	7860
		Stg. Gear Lower Pitman Shaft Seal Kit	7856	Stg. Gear Input Shaft Seal Kit	7095
KIT NUMERICAL		Stg. Gear Lower Pitman Shaft Seal Kit	7856	Stg. Gear Complete Pitman Shaft Seal Kit	8766
	V-8 290 ENG.; V-8 343 ENG.		Stg. Gear Lower Pitman Shaft Seal Kit		7856
		Pump Seal Kit	7168		
		Pump Drive Shaft Seal Kit	8713		
		Stg. Gear Complete Rebuilding Kit	7858		
		Stg. Gear Major Seal Kit	7860		
		Stg. Gear Input Shaft Seal Kit	7095		
		Stg. Gear Complete Pitman Shaft Seal Kit	8766		
		Stg. Gear Lower Pitman Shaft Seal Kit	7856		
		Stg. Gear Lower Pitman Shaft Seal Kit	7856		
ILLUSTRATIONS	1966		V-8 304 ENG.; V-8 360 ENG.; V-8 401 ENG.		
	6-CYL. 232 ENG.		Pump Complete Rebuilding Kit; W/Saginaw P.S. Pump; ☆B		7910
		Pump Complete Rebuilding Kit	7900	Pump Seal Kit; W/Eaton P.S. Pump; ☆A	7168
		Pump Seal Kit	7898	Pump Seal Kit; W/Saginaw P.S. Pump; ☆B	7918
		Stg. Gear Complete Rebuilding Kit	7858	Pump Drive Shaft Seal Kit; W/Eaton P.S. Pump; ☆A	8713
		Stg. Gear Major Seal Kit	7860	Pump Drive Shaft Seal Kit; W/Saginaw P.S. Pump; ☆B	8709
		Stg. Gear Input Shaft Seal Kit	7095	Stg. Gear Complete Rebuilding Kit	7858
		Stg. Gear Complete Pitman Shaft Seal Kit	8766	Stg. Gear Major Seal Kit	7860
		Stg. Gear Lower Pitman Shaft Seal Kit	7856	Stg. Gear Input Shaft Seal Kit	7095
		Stg. Gear Lower Pitman Shaft Seal Kit	7856	Stg. Gear Complete Pitman Shaft Seal Kit	8766

☆ See Pages A14 - A15 For Pump or Gear Identification.

⊗ Packaged one bushing per box, order as required.

Power Steering Repair Kits for Passenger Cars and Light Trucks

Application	Kit No.	Application	Kit No.
AMERICAN MOTORS - Continued		AMERICAN MOTORS - Continued	
MATADOR - Continued		RAMBLER CLASSIC - Continued	
1972-1971 - Continued		1966 - Continued	
V-8 304 ENG.; V-8 360 ENG.; V-8 401 ENG. - Continued		6-CYL. 199 ENG.; 6-CYL. 232 ENG. - Continued	
Stg. Gear Input Shaft Seal Kit.....	7095	Stg. Gear Complete Pitman Shaft Seal Kit.....	8766
Stg. Gear Complete Pitman Shaft Seal Kit.....	8766	Stg. Gear Lower Pitman Shaft Seal Kit.....	7856
Stg. Gear Lower Pitman Shaft Seal Kit.....	7856		
PACER		V-8 287 ENG.; V-8 290 ENG.; V-8 327 ENG.	
1980		Pump Seal Kit.....	
6-CYL. 4.2 L. ENG.		Pump Drive Shaft Seal Kit.....	
Pump Complete Rebuilding Kit.....	7910	Stg. Gear Complete Rebuilding Kit.....	
Pump Seal Kit.....	7918	Stg. Gear Major Seal Kit.....	
Pump Drive Shaft Seal Kit.....	8709	Stg. Gear Input Shaft Seal Kit.....	
Stg. Gear Input Shaft Seal Kit.....	8525	Stg. Gear Complete Pitman Shaft Seal Kit.....	
Rack & Pinion Upper Pinion Bearing Kit.....	8568	Stg. Gear Lower Pitman Shaft Seal Kit.....	
		7856	
1979		REBEL	
6-CYL. 258 ENG.; V-8 304 ENG.		1970	
Pump Complete Rebuilding Kit.....	7910	6-CYL. 232 ENG.	
Pump Seal Kit.....	7918	Pump Complete Rebuilding Kit.....	
Pump Drive Shaft Seal Kit.....	8709	Pump Seal Kit.....	
Stg. Gear Input Shaft Seal Kit.....	8525	Pump Drive Shaft Seal Kit.....	
Rack & Pinion Upper Pinion Bearing Kit.....	8568	Stg. Gear Complete Rebuilding Kit.....	
		Stg. Gear Major Seal Kit.....	
		Stg. Gear Input Shaft Seal Kit.....	
		Stg. Gear Complete Pitman Shaft Seal Kit.....	
		Stg. Gear Lower Pitman Shaft Seal Kit.....	
		7856	
1978		V-8 304 ENG.; V-8 360 ENG.; V-8 390 ENG.	
6-CYL. 232 ENG.; 6-CYL. 258 ENG.; V-8 304 ENG.		Pump Complete Rebuilding Kit; W/Eaton P.S. Pump; ☆A.....	
Pump Complete Rebuilding Kit.....	7910	Pump Seal Kit; W/Eaton P.S. Pump; ☆A.....	
Pump Seal Kit.....	7918	Pump Seal Kit; W/Saginaw P.S. Pump; ☆B.....	
Pump Drive Shaft Seal Kit.....	8709	Pump Drive Shaft Seal Kit; W/Eaton P.S. Pump; ☆A.....	
Stg. Gear Input Shaft Seal Kit.....	8525	Pump Drive Shaft Seal Kit; W/Saginaw P.S. Pump; ☆B.....	
Rack & Pinion Upper Pinion Bearing Kit.....	8568	Stg. Gear Complete Rebuilding Kit.....	
		Stg. Gear Major Seal Kit.....	
		Stg. Gear Input Shaft Seal Kit.....	
		Stg. Gear Complete Pitman Shaft Seal Kit.....	
		Stg. Gear Lower Pitman Shaft Seal Kit.....	
		7856	
1977		1969	
6-CYL. 232 ENG.; 6-CYL. 258 ENG.		6-CYL. 232 ENG.	
Pump Complete Rebuilding Kit.....	7910	Pump Complete Rebuilding Kit.....	
Pump Seal Kit.....	7918	Pump Seal Kit.....	
Pump Drive Shaft Seal Kit.....	8709	Pump Drive Shaft Seal Kit.....	
Stg. Gear Input Shaft Seal Kit; W/13/16" Input Shaft.....	7095	Stg. Gear Complete Rebuilding Kit.....	
Stg. Gear Input Shaft Seal Kit; W/3/4" Input Shaft.....	8525	Stg. Gear Major Seal Kit.....	
Rack & Pinion Upper Pinion Bearing Kit.....	8568	Stg. Gear Input Shaft Seal Kit.....	
		Stg. Gear Complete Pitman Shaft Seal Kit.....	
		Stg. Gear Lower Pitman Shaft Seal Kit.....	
		7856	
1976-1975		V-8 290 ENG.; V-8 343 ENG.; V-8 390 ENG.	
6-CYL. 232 ENG.; 6-CYL. 258 ENG.		Pump Complete Rebuilding Kit; W/Eaton P.S. Pump; ☆A.....	
Pump Complete Rebuilding Kit.....	7910	Pump Seal Kit; W/Eaton P.S. Pump; ☆A.....	
Pump Seal Kit.....	7918	Pump Seal Kit; W/Saginaw P.S. Pump; ☆B.....	
Pump Drive Shaft Seal Kit.....	8709	Pump Drive Shaft Seal Kit; W/Eaton P.S. Pump; ☆A.....	
Rack & Pinion Upper Pinion Bearing Kit.....	8568	Pump Drive Shaft Seal Kit; W/Saginaw P.S. Pump; ☆B.....	
		Stg. Gear Complete Rebuilding Kit.....	
		Stg. Gear Major Seal Kit.....	
		Stg. Gear Input Shaft Seal Kit.....	
		Stg. Gear Complete Pitman Shaft Seal Kit.....	
		Stg. Gear Lower Pitman Shaft Seal Kit.....	
		7856	
RAMBLER		1968	
1969		6-CYL. 232 ENG.	
6-CYL. 199 ENG.; 6-CYL. 232 ENG.		Pump Complete Rebuilding Kit.....	
Pump Complete Rebuilding Kit.....	7910	Pump Seal Kit.....	
Pump Seal Kit.....	7918	Pump Drive Shaft Seal Kit.....	
Pump Drive Shaft Seal Kit.....	8709	Stg. Gear Complete Rebuilding Kit.....	
Stg. Gear Complete Rebuilding Kit.....	7858	Stg. Gear Major Seal Kit.....	
Stg. Gear Major Seal Kit.....	7860	Stg. Gear Input Shaft Seal Kit.....	
Stg. Gear Input Shaft Seal Kit.....	7095	Stg. Gear Complete Pitman Shaft Seal Kit.....	
Stg. Gear Complete Pitman Shaft Seal Kit.....	8766	Stg. Gear Lower Pitman Shaft Seal Kit.....	
Stg. Gear Lower Pitman Shaft Seal Kit.....	7856	7856	
V-8 290 ENG.; V-8 390 ENG.		V-8 290 ENG.; V-8 343 ENG.	
Pump Complete Rebuilding Kit; W/Eaton P.S. Pump; ☆A.....	7910	Pump Complete Rebuilding Kit; W/Eaton P.S. Pump; ☆A.....	
Pump Seal Kit; W/Eaton P.S. Pump; ☆A.....	7168	Pump Seal Kit; W/Eaton P.S. Pump; ☆A.....	
Pump Seal Kit; W/Saginaw P.S. Pump; ☆B.....	7918	Pump Seal Kit; W/Saginaw P.S. Pump; ☆B.....	
Pump Drive Shaft Seal Kit; W/Eaton P.S. Pump; ☆A.....	8713	Pump Drive Shaft Seal Kit; W/Eaton P.S. Pump; ☆A.....	
Pump Drive Shaft Seal Kit; W/Saginaw P.S. Pump; ☆B.....	8709	Pump Drive Shaft Seal Kit; W/Saginaw P.S. Pump; ☆B.....	
Stg. Gear Complete Rebuilding Kit.....	8709	Stg. Gear Complete Rebuilding Kit.....	
Stg. Gear Major Seal Kit.....	7858	Stg. Gear Major Seal Kit.....	
Stg. Gear Input Shaft Seal Kit.....	7860	Stg. Gear Input Shaft Seal Kit.....	
Stg. Gear Complete Pitman Shaft Seal Kit.....	7095	Stg. Gear Complete Pitman Shaft Seal Kit.....	
Stg. Gear Lower Pitman Shaft Seal Kit.....	8766	Stg. Gear Lower Pitman Shaft Seal Kit.....	
	7856	7856	
RAMBLER CLASSIC		1966	
1966		6-CYL. 199 ENG.; 6-CYL. 232 ENG.	
6-CYL. 199 ENG.; 6-CYL. 232 ENG.		Pump Complete Rebuilding Kit.....	
Pump Complete Rebuilding Kit.....	7900	Pump Seal Kit.....	
Pump Seal Kit.....	7898	Stg. Gear Complete Rebuilding Kit.....	
Stg. Gear Complete Rebuilding Kit.....	7858	Stg. Gear Major Seal Kit.....	
Stg. Gear Major Seal Kit.....	7860	Stg. Gear Input Shaft Seal Kit.....	
Stg. Gear Input Shaft Seal Kit.....	7095		

☆ See Pages A14 - A15 For Pump or Gear Identification.

⊙ Packaged one bushing per box, order as required.

SYSTEM PUMP & GEAR IDENT.

SYSTEM & COMPONENT IDENT.

PASS. CARS

LIGHT TRUCKS

MEDIUM/HEAVY TRUCKS

BUSES

HOSE NUMERICAL

REPAIR KITS

KIT NUMERICAL

ILLUSTRATIONS

Power Steering Repair Kits for Passenger Cars and Light Trucks

	Application	Kit No.	Application	Kit No.
SYSTEM PUMP & GEAR IDENT.	AMERICAN MOTORS - Continued		ASUNA - Continued	
	REBEL - Continued		SUNFIRE	
	1968 - Continued		1993	
	V-8 290 ENG.; V-8 343 ENG. - Continued		4-CYL. 1.8 L ENG. (CANADA)	
	Stg. Gear Lower Pitman Shaft Seal Kit.....	7856	Pump Seal Kit.....	8833
	1967		SUNRUNNER	
	6-CYL. 232 ENG.		1993-1992	
	Pump Complete Rebuilding Kit.....	7900	4-CYL. 1.6 L ENG. (CANADA)	
	Pump Seal Kit.....	7898	Pump Seal Kit.....	8840
	Stg. Gear Complete Rebuilding Kit.....	7858		
	Stg. Gear Major Seal Kit.....	7860		
	Stg. Gear Input Shaft Seal Kit.....	7095		
	Stg. Gear Complete Pitman Shaft Seal Kit.....	8766		
	Stg. Gear Lower Pitman Shaft Seal Kit.....	7856		
	V-8 290 ENG.; V-8 343 ENG.			
	Pump Seal Kit.....	7168		
	Pump Drive Shaft Seal Kit.....	8713		
	Stg. Gear Complete Rebuilding Kit.....	7858		
	Stg. Gear Major Seal Kit.....	7860		
	Stg. Gear Input Shaft Seal Kit.....	7095		
	Stg. Gear Complete Pitman Shaft Seal Kit.....	8766		
	Stg. Gear Lower Pitman Shaft Seal Kit.....	7856		
PASS. CARS	SPIRIT			
	1983			
	6-CYL. 4.2 L ENG.			
	Pump Complete Rebuilding Kit.....	7910		
	Pump Seal Kit.....	7918		
	Pump Drive Shaft Seal Kit.....	8709		
	Stg. Gear Complete Rebuilding Kit.....	8522		
	Stg. Gear Major Seal Kit.....	8521		
	Stg. Gear Input Shaft Seal Kit.....	8525		
	Stg. Gear Complete Pitman Shaft Seal Kit.....	8766		
	Stg. Gear Lower Pitman Shaft Seal Kit.....	7856		
	1982-1980			
	4-CYL. 2.5 L ENG.; 6-CYL. 4.2 L ENG.			
	Pump Complete Rebuilding Kit.....	7910		
	Pump Seal Kit.....	7918		
	Pump Drive Shaft Seal Kit.....	8709		
	Stg. Gear Complete Rebuilding Kit.....	8522		
	Stg. Gear Major Seal Kit.....	8521		
	Stg. Gear Input Shaft Seal Kit.....	8525		
	Stg. Gear Complete Pitman Shaft Seal Kit.....	8766		
	Stg. Gear Lower Pitman Shaft Seal Kit.....	7856		
	1979			
	4-CYL. 121 ENG.; 6-CYL. 232 ENG.; 6-CYL. 258 ENG.; V-8 304 ENG.			
	Pump Complete Rebuilding Kit.....	7910		
	Pump Seal Kit.....	7918		
	Pump Drive Shaft Seal Kit.....	8709		
	Stg. Gear Complete Rebuilding Kit.....	8522		
	Stg. Gear Major Seal Kit.....	8521		
	Stg. Gear Input Shaft Seal Kit.....	8525		
	Stg. Gear Complete Pitman Shaft Seal Kit.....	8766		
	Stg. Gear Lower Pitman Shaft Seal Kit.....	7856		
	ASUNA			
	GT			
	1993			
	4-CYL. 1.6 L ENG. (CANADA)			
	Pump Complete Rebuilding Kit.....	8561		
	Pump Seal Kit.....	8554		
	Pump Drive Shaft Seal Kit.....	8712		
	SE			
	1993			
	4-CYL. 1.6 L ENG. (CANADA)			
	Pump Complete Rebuilding Kit.....	8561		
	Pump Seal Kit.....	8554		
	Pump Drive Shaft Seal Kit.....	8712		
SYSTEM & COMPONENT IDENT.				
LIGHT TRUCKS				
MEDIUM/HEAVY TRUCKS				
BUSES				
HOSE NUMERICAL				
REPAIR KITS				
KIT NUMERICAL				
ILLUSTRATIONS				

☆ See Pages A14 - A15 For Pump or Gear Identification.

⊗ Packaged one bushing per box, order as required.

Power Steering Repair Kits for Passenger Cars and Light Trucks

Application	Kit No.	Application	Kit No.
AUDI - Continued		BMW - Continued	
100		M5 - Continued	
1994-1992		1988	
V-6 2.8 L ENG. Pump Seal Kit.....	8842	6-CYL. 3.5 L ENG. Pump Seal Kit; W/ZF P.S. Pump.....	8841
1991-1989		318I	
5-CYL. 2.3 L ENG. Pump Seal Kit.....	8719	1995-1992	
Rack & Pinion Seal Kit.....	8758	4-CYL. 1.8 L ENG. Pump Seal Kit; W/ZF P.S. Pump.....	8841
200		Rack & Pinion Seal Kit.....	8866
1991-1989		1991	
5-CYL. 2.2 L ENG. Pump Seal Kit.....	8719	4-CYL. 1.8 L ENG. Pump Seal Kit; W/ZF P.S. Pump.....	8841
Rack & Pinion Seal Kit.....	8758	1985-1984	
4000		4-CYL. 1.8 L ENG. Pump Seal Kit; W/ZF P.S. Pump.....	8841
1987-1984		Rack & Pinion Seal Kit; W/2-Piece Almm. Housing.....	8666
4-CYL. 1.8 L ENG.; 5-CYL. 2.2 L ENG. Rack & Pinion Seal Kit.....	8756	318IS	
1983-1982		1995	
4-CYL. 1.6 L DIESEL ENG.; 4-CYL. 1.7 L ENG.; 5-CYL. 2.2 L ENG. Rack & Pinion Seal Kit.....	8756	4-CYL. 1.8 L ENG. Rack & Pinion Seal Kit.....	8866
1981		1994	
4-CYL. 1.7 L ENG.; 5-CYL. 2.2 L ENG. Rack & Pinion Seal Kit.....	8756	4-CYL. 1.8 L ENG. Pump Seal Kit; W/ZF P.S. Pump; Jan. 31 & Older.....	8841
1980		Rack & Pinion Seal Kit.....	8866
4-CYL. 1.6 L ENG.; 5-CYL. 2.2 L ENG. Rack & Pinion Seal Kit.....	8756	1993-1992	
5000		4-CYL. 1.8 L ENG. Pump Seal Kit; W/ZF P.S. Pump.....	8841
1988-1987		Rack & Pinion Seal Kit.....	8866
5-CYL. 2.2 L ENG.; 5-CYL. 2.3 L ENG. Pump Seal Kit; W/Radial P.S. Pump.....	8719	1991	
Rack & Pinion Seal Kit.....	8758	4-CYL. 1.8 L ENG. Pump Seal Kit; W/ZF P.S. Pump.....	8841
1986		318TI	
5-CYL. 2.2 L ENG. Pump Seal Kit; W/Radial P.S. Pump.....	8719	1995	
Rack & Pinion Seal Kit.....	8758	4-CYL. 1.8 L ENG. Rack & Pinion Seal Kit.....	8866
1985-1984		320I	
5-CYL. 2.0 L DIESEL ENG. (CANADA); 5-CYL. 2.2 L ENG. Pump Seal Kit; W/Radial P.S. Pump.....	8719	1981-1980	
Rack & Pinion Seal Kit.....	8758	4-CYL. 1.8 L ENG. Pump Seal Kit; W/ZF P.S. Pump.....	8841
1983-1982		1979-1977	
5-CYL. 2.0 L DIESEL ENG. Rack & Pinion Seal Kit.....	8757	4-CYL. 121 ENG. Pump Seal Kit; W/ZF P.S. Pump.....	8841
5-CYL. 2.2 L ENG.		325	
Pump Seal Kit; W/Radial P.S. Pump.....	8719	1988-1986	
Rack & Pinion Seal Kit.....	8757	6-CYL. 2.7 L ENG. Pump Seal Kit; W/ZF P.S. Pump.....	8841
1981-1980		Rack & Pinion Seal Kit; W/1-Piece Almm. Housing.....	8741
5-CYL. 2.0 L DIESEL ENG.; 5-CYL. 2.2 L ENG. Rack & Pinion Seal Kit.....	8757	325E	
1979		1987-1984	
5-CYL. 121 DIESEL ENG.; 5-CYL. 131 ENG. Rack & Pinion Seal Kit.....	8757	6-CYL. 2.7 L ENG. Pump Seal Kit; W/ZF P.S. Pump.....	8841
1978		Rack & Pinion Seal Kit; W/1-Piece Almm. Housing.....	8741
5-CYL. 131 ENG. Rack & Pinion Seal Kit.....	8757	325I	
BMW		1995-1992	
M5		6-CYL. 2.5 L ENG. Rack & Pinion Seal Kit.....	8866
1993-1991		1988-1987	
6-CYL. 3.6 L ENG. Pump Seal Kit; W/ZF P.S. Pump.....	8841	6-CYL. 2.5 L ENG. Pump Seal Kit; W/ZF P.S. Pump.....	8841

SYSTEM PUMP & GEAR IDENT.

SYSTEM & COMPONENT IDENT.

PASS. CARS

LIGHT TRUCKS

MEDIUM/HEAVY TRUCKS

BUSES

HOSE NUMERICAL

REPAIR KITS

KIT NUMERICAL

ILLUSTRATIONS

☆ See Pages A14 - A15 For Pump or Gear Identification.

⊗ Packaged one bushing per box, order as required.

Power Steering Repair Kits for Passenger Cars and Light Trucks

	Application	Kit No.	Application	Kit No.	
SYSTEM PUMP & GEAR IDENT.	BMW - Continued		BMW - Continued		
		325IS		850CI	
		1995-1992		1995	
		6-CYL. 2.5 L ENG.		V-12 5.4 L ENG.	
		Rack & Pinion Seal Kit.....	8866	Pump Seal Kit; W/ZF P.S. Pump.....	8841
	SYSTEM & COMPONENT IDENT.		524TD		1994-1993
			1986-1985		V-12 5.0 L ENG.
		6-CYL. 2.4 L DIESEL ENG.		Pump Seal Kit; W/ZF P.S. Pump.....	8841
		Pump Seal Kit; W/ZF P.S. Pump.....	8841		850CSI
	PASS. CARS		525I		1995-1994
		1995-1992		V-12 5.6 L ENG.	
		6-CYL. 2.5 L ENG.		Pump Seal Kit; W/ZF P.S. Pump.....	8841
		Pump Seal Kit; W/ZF P.S. Pump; W/Leveling Suspension.....	8841		850I
LIGHT TRUCKS		1991-1989		1992-1991	
		6-CYL. 2.5 L ENG.		V-12 5.0 L ENG.	
		Pump Seal Kit; W/ZF P.S. Pump.....	8841	Pump Seal Kit; W/ZF P.S. Pump.....	8841
		528E		BUICK	
MEDIUM/HEAVY TRUCKS		1988-1984		APOLLO	
		6-CYL. 2.7 L ENG.		1975	
		Pump Seal Kit; W/ZF P.S. Pump.....	8841	6-CYL. 250 ENG.; V-8 260 ENG.; V-8 350 ENG.	
		1983		Pump Complete Rebuilding Kit.....	7910
BUSES		6-CYL. 2.7 L ENG.		Pump Seal Kit.....	7918
		Pump Seal Kit; W/ZF P.S. Pump; Sept. 1 & Newer.....	8841	Pump Drive Shaft Seal Kit.....	8709
		535I		Stg. Gear Complete Rebuilding Kit.....	7858
		1993-1985		Stg. Gear Major Seal Kit.....	7860
HOSE NUMERICAL		6-CYL. 3.5 L ENG.		Stg. Gear Input Shaft Seal Kit.....	7095
		Pump Seal Kit; W/ZF P.S. Pump.....	8841	Stg. Gear Complete Pitman Shaft Seal Kit.....	8766
		535IS		Stg. Gear Lower Pitman Shaft Seal Kit.....	7856
		1988		1974-1973	
REPAIR KITS		6-CYL. 3.5 L ENG.		6-CYL. 250 ENG.; V-8 350 ENG.	
		Pump Seal Kit; W/ZF P.S. Pump.....	8841	Pump Complete Rebuilding Kit.....	7910
		633CSI		Pump Seal Kit.....	7918
		1984		Pump Drive Shaft Seal Kit.....	8709
KIT NUMERICAL		6-CYL. 3.2 L ENG.		Stg. Gear Complete Rebuilding Kit.....	7858
		Pump Seal Kit; W/ZF P.S. Pump; Apr. 1 & Newer.....	8841	Stg. Gear Major Seal Kit.....	7860
		635CSI		Stg. Gear Input Shaft Seal Kit.....	7095
		1989-1988		Stg. Gear Complete Pitman Shaft Seal Kit.....	8766
ILLUSTRATIONS		6-CYL. 3.5 L ENG.		Stg. Gear Lower Pitman Shaft Seal Kit.....	7856
		Pump Seal Kit.....	8841	CENTURION	
		1987		1973-1972	
		6-CYL. 3.5 L ENG.		V-8 350 ENG.	
	Pump Seal Kit; W/ZF P.S. Pump; May & Older.....	8841	Pump Complete Rebuilding Kit.....	7910	
	1986-1985		Pump Seal Kit.....	7918	
	6-CYL. 3.5 L ENG.		Pump Drive Shaft Seal Kit.....	8709	
	Pump Seal Kit; W/ZF P.S. Pump.....	8841	Stg. Gear Complete Rebuilding Kit.....	7858	
	735I		Stg. Gear Major Seal Kit.....	7860	
	1992-1987		Stg. Gear Input Shaft Seal Kit.....	7095	
	6-CYL. 3.5 L ENG.		Stg. Gear Complete Pitman Shaft Seal Kit.....	8766	
	Pump Seal Kit; W/ZF P.S. Pump.....	8841	Stg. Gear Lower Pitman Shaft Seal Kit.....	7856	
	735IL		V-8 455 ENG.		
	1992-1988		Pump Complete Rebuilding Kit.....	7910	
	6-CYL. 3.5 L ENG.		Pump Seal Kit.....	7918	
	Pump Seal Kit; W/ZF P.S. Pump.....	8841	Pump Drive Shaft Seal Kit.....	8709	
	750IL		Stg. Gear Complete Rebuilding Kit.....	7857	
	1994-1988		Stg. Gear Major Seal Kit.....	7859	
	V-12 5.0 L ENG.		Stg. Gear Input Shaft Seal Kit.....	7095	
	Pump Seal Kit; W/ZF P.S. Pump.....	8841	Stg. Gear Complete Pitman Shaft Seal Kit.....	8766	
			Stg. Gear Lower Pitman Shaft Seal Kit.....	7856	

☆ See Pages A14 - A15 For Pump or Gear Identification.

⊗ Packaged one bushing per box, order as required.

Power Steering Repair Kits for Passenger Cars and Light Trucks

Application	Kit No.	Application	Kit No.
BUICK - Continued		BUICK - Continued	
CENTURY		CENTURY - Continued	
1995-1994		1986 - Continued	
4-CYL. 2.2 L ENG.; V-6 3.1 L ENG.		4-CYL. 2.5 L ENG.; V-6 2.8 L ENG. - Continued	
Pump Seal Kit.....	8624	Rack & Pinion Upper Pinion Bearing Kit.....	8571
Pump Drive Shaft Seal Kit.....	8709	Rack & Pinion Lower Pinion Bearing Kit.....	8572
Rack & Pinion Seal Kit.....	8785	V-6 3.8 L ENG.	
Rack & Pinion Upper Pinion Bearing Kit.....	8571	Pump Complete Rebuilding Kit.....	8561
Rack & Pinion Lower Pinion Bearing Kit.....	8572	Pump Seal Kit.....	8554
1993		Pump Drive Shaft Seal Kit.....	8712
4-CYL. 2.2 L ENG.; V-6 3.3 L ENG.		Rack & Pinion Seal Kit; W/O Performance Suspension.....	8580
Pump Seal Kit.....	8624	Rack & Pinion Upper Pinion Bearing Kit.....	8571
Pump Drive Shaft Seal Kit.....	8709	Rack & Pinion Lower Pinion Bearing Kit.....	8572
Rack & Pinion Seal Kit; W/O Performance Suspension.....	8580	1985-1984	
Rack & Pinion Upper Pinion Bearing Kit.....	8571	4-CYL. 2.5 L ENG.; V-6 2.8 L ENG. (CANADA); V-6 3.0 L ENG.; V-6 3.8 L ENG.	
Rack & Pinion Lower Pinion Bearing Kit.....	8572	Pump Complete Rebuilding Kit.....	7910
1992		Pump Seal Kit.....	7918
4-CYL. 2.5 L ENG.; V-6 3.3 L ENG.		Pump Drive Shaft Seal Kit.....	8709
Pump Seal Kit.....	8624	Rack & Pinion Seal Kit.....	8580
Pump Drive Shaft Seal Kit.....	8709	Rack & Pinion Upper Pinion Bearing Kit.....	8571
Rack & Pinion Seal Kit; W/O Performance Suspension.....	8580	Rack & Pinion Lower Pinion Bearing Kit.....	8572
Rack & Pinion Upper Pinion Bearing Kit.....	8571	V-6 4.3 L DIESEL ENG.	
Rack & Pinion Lower Pinion Bearing Kit.....	8572	Pump Complete Rebuilding Kit.....	8561
1991-1990		Pump Seal Kit.....	8554
4-CYL. 2.5 L ENG.; V-6 3.3 L ENG.		Pump Drive Shaft Seal Kit.....	8712
Pump Complete Rebuilding Kit; W/16mm Shaft; 1st Design.....	8561	Rack & Pinion Seal Kit.....	8580
Pump Seal Kit; W/16mm Shaft; 1st Design.....	8554	Rack & Pinion Upper Pinion Bearing Kit.....	8571
Pump Seal Kit; W/19mm Shaft; 2nd Design.....	8624	Rack & Pinion Lower Pinion Bearing Kit.....	8572
Pump Drive Shaft Seal Kit; W/16mm Shaft; 1st Design.....	8712	1989	
Pump Drive Shaft Seal Kit; W/19mm Shaft; 2nd Design.....	8709	4-CYL. 2.5 L ENG.; V-6 3.3 L ENG.	
Rack & Pinion Seal Kit; W/O Performance Suspension.....	8580	Pump Complete Rebuilding Kit.....	8561
Rack & Pinion Upper Pinion Bearing Kit.....	8571	Pump Seal Kit.....	8554
Rack & Pinion Lower Pinion Bearing Kit.....	8572	Pump Drive Shaft Seal Kit.....	8712
1989		Rack & Pinion Seal Kit; W/O Performance Suspension.....	8580
4-CYL. 2.5 L ENG.; V-6 3.3 L ENG.		Rack & Pinion Upper Pinion Bearing Kit.....	8571
Pump Complete Rebuilding Kit.....	8561	Rack & Pinion Lower Pinion Bearing Kit.....	8572
Pump Seal Kit.....	8554	V-6 2.8 L ENG.	
Pump Drive Shaft Seal Kit.....	8712	Pump Seal Kit.....	8624
Rack & Pinion Seal Kit; W/O Performance Suspension.....	8580	Pump Drive Shaft Seal Kit.....	8709
Rack & Pinion Upper Pinion Bearing Kit.....	8571	Rack & Pinion Seal Kit; W/O Performance Suspension.....	8580
Rack & Pinion Lower Pinion Bearing Kit.....	8572	Rack & Pinion Upper Pinion Bearing Kit.....	8571
V-6 2.8 L ENG.		Rack & Pinion Lower Pinion Bearing Kit.....	8572
Pump Seal Kit.....	8624	1988	
Pump Drive Shaft Seal Kit.....	8709	4-CYL. 2.5 L ENG.; V-6 3.8 L ENG.	
Rack & Pinion Seal Kit; W/O Performance Suspension.....	8580	Pump Complete Rebuilding Kit.....	8561
Rack & Pinion Upper Pinion Bearing Kit.....	8571	Pump Seal Kit.....	8554
Rack & Pinion Lower Pinion Bearing Kit.....	8572	Pump Drive Shaft Seal Kit.....	8712
V-6 2.8 L ENG.		Rack & Pinion Seal Kit; W/O Performance Suspension.....	8580
Pump Seal Kit.....	8624	Rack & Pinion Upper Pinion Bearing Kit.....	8571
Pump Drive Shaft Seal Kit.....	8709	Rack & Pinion Lower Pinion Bearing Kit.....	8572
Rack & Pinion Seal Kit; W/O Performance Suspension.....	8580	1987	
Rack & Pinion Upper Pinion Bearing Kit.....	8571	4-CYL. 2.5 L ENG.; V-6 2.8 L ENG.; V-6 3.8 L ENG.	
Rack & Pinion Lower Pinion Bearing Kit.....	8572	Pump Complete Rebuilding Kit.....	8561
1988		Pump Seal Kit.....	8554
4-CYL. 2.5 L ENG.; V-6 3.8 L ENG.		Pump Drive Shaft Seal Kit.....	8712
Pump Complete Rebuilding Kit.....	8561	Rack & Pinion Seal Kit; W/O Performance Suspension.....	8580
Pump Seal Kit.....	8554	Rack & Pinion Upper Pinion Bearing Kit.....	8571
Pump Drive Shaft Seal Kit.....	8712	Rack & Pinion Lower Pinion Bearing Kit.....	8572
Rack & Pinion Seal Kit; W/O Performance Suspension.....	8580	1986	
Rack & Pinion Upper Pinion Bearing Kit.....	8571	4-CYL. 2.5 L ENG.; V-6 2.8 L ENG.	
Rack & Pinion Lower Pinion Bearing Kit.....	8572	Pump Complete Rebuilding Kit.....	7910
V-6 2.8 L ENG.		Pump Seal Kit.....	7918
Pump Seal Kit.....	8624	Pump Drive Shaft Seal Kit.....	8709
Pump Drive Shaft Seal Kit.....	8709	Stg. Gear Complete Rebuilding Kit; W/4-Bolt Gear Housing.....	8522
Rack & Pinion Seal Kit; W/O Performance Suspension.....	8580	Stg. Gear Complete Rebuilding Kit; W/Ring Retained Housing.....	8529
Rack & Pinion Upper Pinion Bearing Kit.....	8571	Stg. Gear Major Seal Kit; W/4-Bolt Gear Housing.....	8521
Rack & Pinion Lower Pinion Bearing Kit.....	8572	Stg. Gear Major Seal Kit; W/Ring Retained Housing.....	8528
1987		Stg. Gear Input Shaft Seal Kit; W/4-Bolt Gear Housing.....	8525
4-CYL. 2.5 L ENG.; V-6 2.8 L ENG.; V-6 3.8 L ENG.		Stg. Gear Input Shaft Seal Kit; W/Ring Retained Housing.....	7095
Pump Complete Rebuilding Kit.....	8561	Stg. Gear Complete Pitman Shaft Seal Kit; W/4-Bolt Gear Housing... ..	8766
Pump Seal Kit.....	8554	Stg. Gear Complete Pitman Shaft Seal Kit; W/Ring Retained Housing.....	8767
Pump Drive Shaft Seal Kit.....	8712	Stg. Gear Lower Pitman Shaft Seal Kit; W/4-Bolt Gear Housing.....	7856
Rack & Pinion Seal Kit; W/O Performance Suspension.....	8580	Stg. Gear Lower Pitman Shaft Seal Kit; W/Ring Retained Housing....	8530
Rack & Pinion Upper Pinion Bearing Kit.....	8571	1986	
Rack & Pinion Lower Pinion Bearing Kit.....	8572	4-CYL. 2.5 L ENG.; V-6 2.8 L ENG.	
1986		4-CYL. 2.5 L ENG.; V-6 2.8 L ENG.	
Pump Complete Rebuilding Kit.....	7910	Pump Complete Rebuilding Kit.....	7910
Pump Seal Kit.....	7918	Pump Seal Kit.....	7918
Pump Drive Shaft Seal Kit.....	8709	Pump Drive Shaft Seal Kit.....	8709
Rack & Pinion Seal Kit; W/O Performance Suspension.....	8580	Stg. Gear Complete Rebuilding Kit; W/4-Bolt Gear Housing.....	8522
Rack & Pinion Upper Pinion Bearing Kit.....	8571	Stg. Gear Complete Rebuilding Kit; W/Ring Retained Housing.....	8529
Rack & Pinion Lower Pinion Bearing Kit.....	8572	Stg. Gear Major Seal Kit; W/4-Bolt Gear Housing.....	8521
1986		Stg. Gear Major Seal Kit; W/Ring Retained Housing.....	8528
4-CYL. 2.5 L ENG.; V-6 2.8 L ENG.		Stg. Gear Input Shaft Seal Kit; W/4-Bolt Gear Housing.....	8525
Pump Complete Rebuilding Kit.....	7910	Stg. Gear Input Shaft Seal Kit; W/Ring Retained Housing.....	7095
Pump Seal Kit.....	7918	Stg. Gear Complete Pitman Shaft Seal Kit; W/4-Bolt Gear Housing... ..	8766
Pump Drive Shaft Seal Kit.....	8709	Stg. Gear Complete Pitman Shaft Seal Kit; W/Ring Retained Housing.....	8767
Rack & Pinion Seal Kit; W/O Performance Suspension.....	8580	Stg. Gear Lower Pitman Shaft Seal Kit; W/4-Bolt Gear Housing.....	7856
		Stg. Gear Lower Pitman Shaft Seal Kit; W/Ring Retained Housing....	8530

☆ See Pages A14 - A15 For Pump or Gear Identification.

☛ Packaged one bushing per box, order as required.

SYSTEM PUMP & GEAR IDENT.

SYSTEM & COMPONENT IDENT.

PASS. CARS

LIGHT TRUCKS

MEDIUM/HEAVY TRUCKS

BUSES

HOSE NUMERICAL

REPAIR KITS

KIT NUMERICAL

ILLUSTRATIONS

Power Steering Repair Kits for Passenger Cars and Light Trucks

Application	Kit No.	Application	Kit No.
BUICK - Continued		BUICK - Continued	
ELECTRA - Continued		ELECTRA - Continued	
1981 - Continued		1966-1965 - Continued	
V-6 4.1 L ENG.; V-8 5.0 L ENG.; V-8 5.7 L ENG. (CANADA);		V-8 401 ENG.; V-8 425 ENG. - Continued	
V-8 5.7 L DIESEL ENG. - Continued		Stg. Gear Complete Rebuilding Kit.....	7857
Stg. Gear Input Shaft Seal Kit.....	8525	Stg. Gear Major Seal Kit.....	7859
Stg. Gear Complete Pitman Shaft Seal Kit.....	8766	Stg. Gear Input Shaft Seal Kit.....	7095
Stg. Gear Lower Pitman Shaft Seal Kit.....	7856	Stg. Gear Complete Pitman Shaft Seal Kit.....	8766
		Stg. Gear Lower Pitman Shaft Seal Kit.....	7856
1980		1964-1960	
V-6 4.1 L ENG.; V-8 4.9 L ENG.; V-8 5.7 L ENG.; V-8 5.7 L DIESEL ENG.		V-8 401 ENG.	
Pump Complete Rebuilding Kit.....	7910	Pump Seal Kit.....	8754
Pump Seal Kit.....	7918	Pump Drive Shaft Seal Kit.....	8709
Pump Drive Shaft Seal Kit.....	8709	Stg. Gear Complete Rebuilding Kit.....	7857
Stg. Gear Complete Rebuilding Kit.....	8522	Stg. Gear Major Seal Kit.....	7859
Stg. Gear Major Seal Kit.....	8521	Stg. Gear Input Shaft Seal Kit.....	7095
Stg. Gear Input Shaft Seal Kit.....	8525	Stg. Gear Complete Pitman Shaft Seal Kit.....	8766
Stg. Gear Complete Pitman Shaft Seal Kit.....	8766	Stg. Gear Lower Pitman Shaft Seal Kit.....	7856
Stg. Gear Lower Pitman Shaft Seal Kit.....	7856		
1979		1959	
V-8 350 ENG.; V-8 403 ENG.		V-8 401 ENG.	
Pump Complete Rebuilding Kit.....	7910	Stg. Gear Complete Rebuilding Kit.....	7857
Pump Seal Kit.....	7918	Stg. Gear Major Seal Kit.....	7859
Pump Drive Shaft Seal Kit.....	8709	Stg. Gear Input Shaft Seal Kit.....	7095
Stg. Gear Complete Rebuilding Kit.....	8522	Stg. Gear Complete Pitman Shaft Seal Kit.....	8766
Stg. Gear Major Seal Kit.....	8521	Stg. Gear Lower Pitman Shaft Seal Kit.....	7856
Stg. Gear Input Shaft Seal Kit.....	8525		
Stg. Gear Complete Pitman Shaft Seal Kit.....	8766	ESTATE WAGON	
Stg. Gear Lower Pitman Shaft Seal Kit.....	7856	1979	
		V-8 350 ENG.; V-8 403 ENG.	
1978-1977		Pump Complete Rebuilding Kit.....	
V-8 350 ENG.; V-8 403 ENG.		Pump Seal Kit.....	
Pump Complete Rebuilding Kit.....	7910	Pump Drive Shaft Seal Kit.....	
Pump Seal Kit.....	7918	Stg. Gear Complete Rebuilding Kit.....	
Pump Drive Shaft Seal Kit.....	8709	Stg. Gear Major Seal Kit.....	
Stg. Gear Complete Rebuilding Kit.....	7858	Stg. Gear Input Shaft Seal Kit.....	
Stg. Gear Major Seal Kit.....	7860	Stg. Gear Complete Pitman Shaft Seal Kit.....	
Stg. Gear Input Shaft Seal Kit.....	7095	Stg. Gear Lower Pitman Shaft Seal Kit.....	
Stg. Gear Complete Pitman Shaft Seal Kit.....	8766		
Stg. Gear Lower Pitman Shaft Seal Kit.....	7856	1978-1977	
		V-8 350 ENG.; V-8 403 ENG.	
1976-1970		Pump Complete Rebuilding Kit.....	
V-8 455 ENG.		Pump Seal Kit.....	
Pump Complete Rebuilding Kit.....	7910	Pump Drive Shaft Seal Kit.....	
Pump Seal Kit.....	7918	Stg. Gear Complete Rebuilding Kit.....	
Pump Drive Shaft Seal Kit.....	8709	Stg. Gear Major Seal Kit.....	
Stg. Gear Complete Rebuilding Kit.....	7857	Stg. Gear Input Shaft Seal Kit.....	
Stg. Gear Major Seal Kit.....	7859	Stg. Gear Complete Pitman Shaft Seal Kit.....	
Stg. Gear Input Shaft Seal Kit.....	7095	Stg. Gear Lower Pitman Shaft Seal Kit.....	
Stg. Gear Complete Pitman Shaft Seal Kit.....	8766		
Stg. Gear Lower Pitman Shaft Seal Kit.....	7856	1976-1974	
		V-8 455 ENG.	
1969		Pump Complete Rebuilding Kit.....	
V-8 430 ENG.		Pump Seal Kit.....	
Pump Complete Rebuilding Kit.....	7910	Pump Drive Shaft Seal Kit.....	
Pump Seal Kit.....	7918	Stg. Gear Complete Rebuilding Kit.....	
Pump Drive Shaft Seal Kit.....	8709	Stg. Gear Major Seal Kit.....	
Stg. Gear Complete Rebuilding Kit.....	7857	Stg. Gear Input Shaft Seal Kit.....	
Stg. Gear Major Seal Kit.....	7859	Stg. Gear Complete Pitman Shaft Seal Kit.....	
Stg. Gear Input Shaft Seal Kit.....	7095	Stg. Gear Lower Pitman Shaft Seal Kit.....	
Stg. Gear Complete Pitman Shaft Seal Kit.....	8766		
Stg. Gear Lower Pitman Shaft Seal Kit.....	7856	1973-1972	
		V-8 350 ENG.	
1968-1967		Pump Complete Rebuilding Kit.....	
V-8 430 ENG.		Pump Seal Kit.....	
Pump Complete Rebuilding Kit; W/Two-Raised Mounting Pads.....	7910	Pump Drive Shaft Seal Kit.....	
Pump Seal Kit; W/One-Raised Mounting Pads.....	8755	Stg. Gear Complete Rebuilding Kit.....	
Pump Seal Kit; W/Two-Raised Mounting Pads.....	7918	Stg. Gear Major Seal Kit.....	
Pump Drive Shaft Seal Kit; W/One-Raised Mounting Pads.....	8711	Stg. Gear Input Shaft Seal Kit.....	
Pump Drive Shaft Seal Kit; W/Two-Raised Mounting Pads.....	8709	Stg. Gear Complete Pitman Shaft Seal Kit.....	
Stg. Gear Complete Rebuilding Kit.....	7857	Stg. Gear Lower Pitman Shaft Seal Kit.....	
Stg. Gear Major Seal Kit.....	7859		
Stg. Gear Input Shaft Seal Kit.....	7095	V-8 455 ENG.	
Stg. Gear Complete Pitman Shaft Seal Kit.....	8766	Pump Complete Rebuilding Kit.....	
Stg. Gear Lower Pitman Shaft Seal Kit.....	7856	Pump Seal Kit.....	
		Pump Drive Shaft Seal Kit.....	
1966-1965		Stg. Gear Complete Rebuilding Kit.....	
V-8 401 ENG.; V-8 425 ENG.		Stg. Gear Major Seal Kit.....	
Pump Seal Kit; W/5/8" P.S. Pump Shaft.....	8754	Stg. Gear Input Shaft Seal Kit.....	
Pump Drive Shaft Seal Kit; W/5/8" P.S. Pump Shaft.....	8709	Stg. Gear Complete Pitman Shaft Seal Kit.....	
Pump Drive Shaft Seal Kit; W/9/16" P.S. Pump Shaft.....	8711	Stg. Gear Lower Pitman Shaft Seal Kit.....	

☆ See Pages A14 - A15 For Pump or Gear Identification.

⊗ Packaged one bushing per box, order as required.

SYSTEM
PUMP &
GEAR
IDENT.

SYSTEM &
COM-
PONENT
IDENT.

PASS.
CARS

LIGHT
TRUCKS

MEDIUM/
HEAVY
TRUCKS

BUSES

HOSE
NUMER-
ICAL

REPAIR
KITS

KIT
NUMER-
ICAL

ILLUSTRATIONS

Power Steering Repair Kits for Passenger Cars and Light Trucks

	Application	Kit No.	Application	Kit No.	
SYSTEM PUMP & GEAR IDENT.	BUICK - Continued		BUICK - Continued		
	ESTATE WAGON - Continued		LESABRE - Continued		
	1971		1986		
	V-8 455 ENG.		V-6 3.0 L ENG.; V-6 3.8 L ENG.		
		Pump Complete Rebuilding Kit.....	7910	Pump Complete Rebuilding Kit.....	8561
		Pump Seal Kit.....	7918	Pump Seal Kit.....	8554
		Pump Drive Shaft Seal Kit.....	8709	Pump Drive Shaft Seal Kit.....	8712
		Stg. Gear Complete Rebuilding Kit.....	7857	Rack & Pinion Seal Kit.....	8580
		Stg. Gear Major Seal Kit.....	7859	Rack & Pinion Upper Pinion Bearing Kit.....	8571
		Stg. Gear Input Shaft Seal Kit.....	7095	Rack & Pinion Lower Pinion Bearing Kit.....	8572
	Stg. Gear Complete Pitman Shaft Seal Kit.....	8766			
	Stg. Gear Lower Pitman Shaft Seal Kit.....	7856			
SYSTEM & COMPONENT IDENT.	INVICTA		V-8 5.0 L ENG.		
	1963		Pump Complete Rebuilding Kit.....		
	V-8 401 ENG.		Pump Seal Kit.....		
		Pump Seal Kit.....	8754	Pump Seal Kit.....	7918
		Pump Drive Shaft Seal Kit.....	8709	Pump Drive Shaft Seal Kit.....	8709
		Stg. Gear Complete Rebuilding Kit.....	7857	Stg. Gear Complete Rebuilding Kit.....	8522
		Stg. Gear Major Seal Kit.....	7860	Stg. Gear Major Seal Kit.....	8521
		Stg. Gear Input Shaft Seal Kit.....	7095	Stg. Gear Input Shaft Seal Kit.....	8525
		Stg. Gear Complete Pitman Shaft Seal Kit.....	8766	Stg. Gear Complete Pitman Shaft Seal Kit.....	8766
		Stg. Gear Lower Pitman Shaft Seal Kit.....	7856	Stg. Gear Lower Pitman Shaft Seal Kit.....	7856
PASS. CARS	1962-1960		1985		
	V-8 401 ENG.		V-6 3.8 L ENG.; V-8 5.0 L ENG.; V-8 5.7 L DIESEL ENG.		
		Pump Seal Kit.....	8754	Pump Complete Rebuilding Kit.....	7910
		Pump Drive Shaft Seal Kit.....	8709	Pump Seal Kit.....	7918
		Stg. Gear Complete Rebuilding Kit.....	7857	Pump Drive Shaft Seal Kit.....	8709
		Stg. Gear Major Seal Kit.....	7859	Stg. Gear Complete Rebuilding Kit.....	8522
		Stg. Gear Input Shaft Seal Kit.....	7095	Stg. Gear Major Seal Kit.....	8521
		Stg. Gear Complete Pitman Shaft Seal Kit.....	8766	Stg. Gear Input Shaft Seal Kit.....	8525
		Stg. Gear Lower Pitman Shaft Seal Kit.....	7856	Stg. Gear Complete Pitman Shaft Seal Kit.....	8766
				Stg. Gear Lower Pitman Shaft Seal Kit.....	7856
LIGHT TRUCKS	1959		1984-1983		
	V-8 401 ENG.		V-6 3.8 L ENG.; V-6 4.1 L ENG.; V-8 5.0 L ENG.; V-8 5.7 L DIESEL ENG.		
		Stg. Gear Complete Rebuilding Kit.....	7857	Pump Complete Rebuilding Kit.....	7910
		Stg. Gear Major Seal Kit.....	7859	Pump Seal Kit.....	7918
		Stg. Gear Input Shaft Seal Kit.....	7095	Pump Drive Shaft Seal Kit.....	8709
		Stg. Gear Complete Pitman Shaft Seal Kit.....	8766	Stg. Gear Complete Rebuilding Kit.....	8522
		Stg. Gear Lower Pitman Shaft Seal Kit.....	7856	Stg. Gear Major Seal Kit.....	8521
				Stg. Gear Input Shaft Seal Kit.....	8525
				Stg. Gear Complete Pitman Shaft Seal Kit.....	8766
				Stg. Gear Lower Pitman Shaft Seal Kit.....	7856
MEDIUM/HEAVY TRUCKS	LESABRE		1982-1981		
	1995-1992		V-6 3.8 L ENG.; V-6 4.1 L ENG.; V-8 4.4 L ENG. (CANADA); V-8 5.0 L ENG.; V-8 5.7 L DIESEL ENG.		
	V-6 3.8 L ENG.		Pump Complete Rebuilding Kit.....		
		Pump Seal Kit; W/Electronic Variable Assist.....	8793	Pump Seal Kit.....	7910
		Pump Seal Kit; W/O Electronic Variable Assist.....	8624	Pump Seal Kit.....	7918
		Pump Drive Shaft Seal Kit.....	8709	Pump Drive Shaft Seal Kit.....	8709
		Rack & Pinion Seal Kit.....	8785	Stg. Gear Complete Rebuilding Kit.....	8522
		Rack & Pinion Upper Pinion Bearing Kit.....	8571	Stg. Gear Major Seal Kit.....	8521
		Rack & Pinion Lower Pinion Bearing Kit.....	8572	Stg. Gear Input Shaft Seal Kit.....	8525
				Stg. Gear Complete Pitman Shaft Seal Kit.....	8766
BUSES	1991		1980		
	V-6 3.8 L ENG.		V-6 3.8 L ENG.; V-6 4.1 L ENG.; V-8 4.9 L ENG.; V-8 5.7 L ENG.; V-8 5.7 L DIESEL ENG.		
		Pump Complete Rebuilding Kit; W/16mm Shaft; 1st Design.....	8561	Pump Complete Rebuilding Kit.....	7910
		Pump Seal Kit; W/16mm Shaft; 1st Design.....	8554	Pump Seal Kit.....	7918
		Pump Seal Kit; W/19mm Shaft; 2nd Design.....	8624	Pump Drive Shaft Seal Kit.....	8709
		Pump Drive Shaft Seal Kit; W/16mm Shaft; 1st Design.....	8712	Stg. Gear Complete Rebuilding Kit.....	8522
		Pump Drive Shaft Seal Kit; W/19mm Shaft; 2nd Design.....	8709	Stg. Gear Major Seal Kit.....	8521
		Rack & Pinion Seal Kit.....	8580	Stg. Gear Input Shaft Seal Kit.....	8525
		Rack & Pinion Upper Pinion Bearing Kit.....	8571	Stg. Gear Complete Pitman Shaft Seal Kit.....	8766
		Rack & Pinion Lower Pinion Bearing Kit.....	8572	Stg. Gear Lower Pitman Shaft Seal Kit.....	7856
HOSE NUMERICAL	1990-1987		1979		
	V-6 3.8 L ENG.		V-6 231 ENG.; V-8 301 ENG.; V-8 350 ENG.		
		Pump Complete Rebuilding Kit.....	8561	Pump Complete Rebuilding Kit.....	7910
		Pump Seal Kit.....	8554	Pump Seal Kit.....	7918
		Pump Drive Shaft Seal Kit.....	8712	Pump Drive Shaft Seal Kit.....	8709
		Rack & Pinion Seal Kit.....	8580	Stg. Gear Complete Rebuilding Kit.....	8522
		Rack & Pinion Upper Pinion Bearing Kit.....	8571	Stg. Gear Major Seal Kit.....	8521
		Rack & Pinion Lower Pinion Bearing Kit.....	8572	Stg. Gear Input Shaft Seal Kit.....	8525
				Stg. Gear Complete Pitman Shaft Seal Kit.....	8766
				Stg. Gear Lower Pitman Shaft Seal Kit.....	7856
REPAIR KITS	1990-1987		1978		
	V-6 3.8 L ENG.		V-6 231 ENG.; V-8 301 ENG.; V-8 305 ENG.; V-8 350 ENG.; V-8 403 ENG.		
		Pump Complete Rebuilding Kit.....	7910	Pump Complete Rebuilding Kit.....	7910
		Pump Seal Kit.....	7918		
		Pump Drive Shaft Seal Kit.....	8709		
		Stg. Gear Complete Rebuilding Kit.....	8522		
		Stg. Gear Major Seal Kit.....	8521		
		Stg. Gear Input Shaft Seal Kit.....	8525		
		Stg. Gear Complete Pitman Shaft Seal Kit.....	8766		
		Stg. Gear Lower Pitman Shaft Seal Kit.....	7856		
KIT NUMERICAL	1990-1987				
	V-8 5.0 L ENG.				
		Pump Complete Rebuilding Kit.....	7910		
		Pump Seal Kit.....	7918		
		Pump Drive Shaft Seal Kit.....	8709		
		Stg. Gear Complete Rebuilding Kit.....	8522		
		Stg. Gear Major Seal Kit.....	8521		
		Stg. Gear Input Shaft Seal Kit.....	8525		
		Stg. Gear Complete Pitman Shaft Seal Kit.....	8766		
		Stg. Gear Lower Pitman Shaft Seal Kit.....	7856		
ILLUSTRATIONS					

☆ See Pages A14 - A15 For Pump or Gear Identification.

⊗ Packaged one bushing per box, order as required.

Power Steering Repair Kits for Passenger Cars and Light Trucks

Application	Kit No.	Application	Kit No.
BUICK - Continued		BUICK - Continued	
LESABRE - Continued		LESABRE - Continued	
1978 - Continued		1974-1971 - Continued	
V-6 231 ENG.; V-8 301 ENG.; V-8 305 ENG.; V-8 350 ENG.; V-8 403 ENG. - Continued		V-8 455 ENG. - Continued	
Pump Seal Kit.....	7918	Stg. Gear Complete Pitman Shaft Seal Kit.....	8766
Pump Drive Shaft Seal Kit.....	8709	Stg. Gear Lower Pitman Shaft Seal Kit.....	7856
Stg. Gear Complete Rebuilding Kit.....	7858	1970	
Stg. Gear Major Seal Kit.....	7860	6-CYL. 250 ENG.; V-8 350 ENG.	
Stg. Gear Input Shaft Seal Kit.....	7095	Pump Complete Rebuilding Kit.....	7910
Stg. Gear Complete Pitman Shaft Seal Kit.....	8766	Pump Seal Kit.....	7918
Stg. Gear Lower Pitman Shaft Seal Kit.....	7856	Pump Drive Shaft Seal Kit.....	8709
1977		Stg. Gear Complete Rebuilding Kit.....	7858
V-6 231 ENG.; V-8 301 ENG.; V-8 350 ENG.; V-8 403 ENG.		Stg. Gear Major Seal Kit.....	7860
Pump Complete Rebuilding Kit.....	7910	Stg. Gear Input Shaft Seal Kit.....	7095
Pump Seal Kit.....	7918	Stg. Gear Complete Pitman Shaft Seal Kit.....	8766
Pump Drive Shaft Seal Kit.....	8709	Stg. Gear Lower Pitman Shaft Seal Kit.....	7856
Stg. Gear Complete Rebuilding Kit.....	7858	V-8 455 ENG.	
Stg. Gear Major Seal Kit.....	7860	Pump Complete Rebuilding Kit.....	7910
Stg. Gear Input Shaft Seal Kit.....	7095	Pump Seal Kit.....	7918
Stg. Gear Complete Pitman Shaft Seal Kit.....	8766	Pump Drive Shaft Seal Kit.....	8709
Stg. Gear Lower Pitman Shaft Seal Kit.....	7856	Stg. Gear Complete Rebuilding Kit; Exc. Wagon.....	7858
1976		Stg. Gear Complete Rebuilding Kit; Wagon.....	7857
V-6 231 ENG.; V-8 350 ENG.		Stg. Gear Major Seal Kit; Exc. Wagon.....	7860
Pump Complete Rebuilding Kit.....	7910	Stg. Gear Major Seal Kit; Wagon.....	7859
Pump Seal Kit.....	7918	Stg. Gear Input Shaft Seal Kit.....	7095
Pump Drive Shaft Seal Kit.....	8709	Stg. Gear Complete Pitman Shaft Seal Kit.....	8766
Stg. Gear Complete Rebuilding Kit.....	7858	Stg. Gear Lower Pitman Shaft Seal Kit.....	7856
Stg. Gear Major Seal Kit.....	7860	1969-1968	
Stg. Gear Input Shaft Seal Kit.....	7095	V-8 350 ENG.	
Stg. Gear Complete Pitman Shaft Seal Kit.....	8766	Pump Complete Rebuilding Kit; W/Two-Raised Mounting Pads.....	7910
Stg. Gear Lower Pitman Shaft Seal Kit.....	7856	Pump Seal Kit; W/One-Raised Mounting Pads.....	8755
V-8 455 ENG.		Pump Seal Kit; W/Two-Raised Mounting Pads.....	7918
Pump Complete Rebuilding Kit.....	7910	Pump Drive Shaft Seal Kit; W/One-Raised Mounting Pads.....	8711
Pump Seal Kit.....	7918	Pump Drive Shaft Seal Kit; W/Two-Raised Mounting Pads.....	8709
Pump Drive Shaft Seal Kit.....	8709	Stg. Gear Complete Rebuilding Kit.....	7858
Stg. Gear Complete Rebuilding Kit.....	7857	Stg. Gear Major Seal Kit.....	7860
Stg. Gear Major Seal Kit.....	7859	Stg. Gear Input Shaft Seal Kit.....	7095
Stg. Gear Input Shaft Seal Kit.....	7095	Stg. Gear Complete Pitman Shaft Seal Kit.....	8766
Stg. Gear Complete Pitman Shaft Seal Kit.....	8766	Stg. Gear Lower Pitman Shaft Seal Kit.....	7856
Stg. Gear Lower Pitman Shaft Seal Kit.....	7856	1967	
1975		V-8 340 ENG.	
V-8 350 ENG.; V-8 400 ENG.		Pump Complete Rebuilding Kit; W/Two-Raised Mounting Pads.....	7910
Pump Complete Rebuilding Kit.....	7910	Pump Seal Kit; W/One-Raised Mounting Pads.....	8755
Pump Seal Kit.....	7918	Pump Seal Kit; W/Two-Raised Mounting Pads.....	7918
Pump Drive Shaft Seal Kit.....	8709	Pump Drive Shaft Seal Kit; W/One-Raised Mounting Pads.....	8711
Stg. Gear Complete Rebuilding Kit.....	7858	Pump Drive Shaft Seal Kit; W/Two-Raised Mounting Pads.....	8709
Stg. Gear Major Seal Kit.....	7860	Stg. Gear Complete Rebuilding Kit.....	7858
Stg. Gear Input Shaft Seal Kit.....	7095	Stg. Gear Major Seal Kit.....	7860
Stg. Gear Complete Pitman Shaft Seal Kit.....	8766	Stg. Gear Input Shaft Seal Kit.....	7095
Stg. Gear Lower Pitman Shaft Seal Kit.....	7856	Stg. Gear Complete Pitman Shaft Seal Kit.....	8766
V-8 455 ENG.		Stg. Gear Lower Pitman Shaft Seal Kit.....	7856
Pump Complete Rebuilding Kit.....	7910	1966	
Pump Seal Kit.....	7918	V-8 340 ENG.	
Pump Drive Shaft Seal Kit.....	8709	Pump Seal Kit; W/5/8" P.S. Pump Shaft.....	8754
Stg. Gear Complete Rebuilding Kit.....	7857	Pump Drive Shaft Seal Kit; W/5/8" P.S. Pump Shaft.....	8709
Stg. Gear Major Seal Kit.....	7859	Pump Drive Shaft Seal Kit; W/9/16" P.S. Pump Shaft.....	8711
Stg. Gear Input Shaft Seal Kit.....	7095	Stg. Gear Complete Rebuilding Kit.....	7858
Stg. Gear Complete Pitman Shaft Seal Kit.....	8766	Stg. Gear Major Seal Kit.....	7860
Stg. Gear Lower Pitman Shaft Seal Kit.....	7856	Stg. Gear Input Shaft Seal Kit.....	7095
1974-1971		Stg. Gear Complete Pitman Shaft Seal Kit.....	8766
V-8 350 ENG.		Stg. Gear Lower Pitman Shaft Seal Kit.....	7856
Pump Complete Rebuilding Kit.....	7910	1965	
Pump Seal Kit.....	7918	V-8 300 ENG.	
Pump Drive Shaft Seal Kit.....	8709	Pump Seal Kit; W/5/8" P.S. Pump Shaft.....	8754
Stg. Gear Complete Rebuilding Kit.....	7858	Pump Drive Shaft Seal Kit; W/5/8" P.S. Pump Shaft.....	8709
Stg. Gear Major Seal Kit.....	7860	Pump Drive Shaft Seal Kit; W/9/16" P.S. Pump Shaft.....	8711
Stg. Gear Input Shaft Seal Kit.....	7095	Stg. Gear Complete Rebuilding Kit.....	7858
Stg. Gear Complete Pitman Shaft Seal Kit.....	8766	Stg. Gear Major Seal Kit.....	7860
Stg. Gear Lower Pitman Shaft Seal Kit.....	7856	Stg. Gear Input Shaft Seal Kit.....	7095
V-8 455 ENG.		Stg. Gear Complete Pitman Shaft Seal Kit.....	8766
Pump Complete Rebuilding Kit.....	7910	Stg. Gear Lower Pitman Shaft Seal Kit.....	7856
Pump Seal Kit.....	7918	1964	
Pump Drive Shaft Seal Kit.....	8709	V-8 300 ENG.; V-8 401 ENG.; V-8 425 ENG.	
Stg. Gear Complete Rebuilding Kit.....	7857	Pump Seal Kit.....	8754
Stg. Gear Major Seal Kit.....	7859	Pump Drive Shaft Seal Kit.....	8709
Stg. Gear Input Shaft Seal Kit.....	7095	Stg. Gear Complete Rebuilding Kit.....	7858

☆ See Pages A14 - A15 For Pump or Gear Identification.

⊙ Packaged one bushing per box, order as required.

SYSTEM
PUMP &
GEAR
IDENT.

SYSTEM &
COM-
PONENT
IDENT.

PASS.
CARS

LIGHT
TRUCKS

MEDIUM/
HEAVY
TRUCKS

BUSES

HOSE
NUMER-
ICAL

REPAIR
KITS

KIT
NUMER-
ICAL

ILLUSTRATIONS

Power Steering Repair Kits for Passenger Cars and Light Trucks

	Application	Kit No.	Application	Kit No.
SYSTEM PUMP & GEAR IDENT.	BUICK - Continued		BUICK - Continued	
	LESABRE - Continued		REGAL - Continued	
	1964 - Continued		1994	
	V-8 300 ENG.; V-8 401 ENG.; V-8 425 ENG. - Continued		V-6 3.1 L ENG.	
	Stg. Gear Major Seal Kit.....	7860	Pump Seal Kit; W/Electronic Variable Assist.....	8793
	Stg. Gear Input Shaft Seal Kit.....	7095	Pump Seal Kit; W/O Electronic Variable Assist.....	8624
	Stg. Gear Complete Pitman Shaft Seal Kit.....	8766	Pump Drive Shaft Seal Kit.....	8709
	Stg. Gear Lower Pitman Shaft Seal Kit.....	7856	Rack & Pinion Seal Kit.....	8785
			Rack & Pinion Upper Pinion Bearing Kit.....	8571
			Rack & Pinion Lower Pinion Bearing Kit.....	8572
SYSTEM & COMPONENT IDENT.	1963-1962		V-6 3.8 L ENG.	
	V-8 401 ENG.		Pump Seal Kit.....	
	Pump Seal Kit.....	8754	Pump Drive Shaft Seal Kit.....	8624
	Pump Drive Shaft Seal Kit.....	8709	Rack & Pinion Seal Kit.....	8709
	Stg. Gear Complete Rebuilding Kit.....	7857	Rack & Pinion Upper Pinion Bearing Kit.....	8785
	Stg. Gear Major Seal Kit.....	7859	Rack & Pinion Lower Pinion Bearing Kit.....	8571
	Stg. Gear Input Shaft Seal Kit.....	7095		
	Stg. Gear Complete Pitman Shaft Seal Kit.....	8766		
	Stg. Gear Lower Pitman Shaft Seal Kit.....	7856		
PASS. CARS	1961-1960		1993-1992	
	V-8 364 ENG.		V-6 3.1 L ENG.; V-6 3.8 L ENG.	
	Pump Seal Kit.....	8754	Pump Seal Kit; W/O Electronic Variable Assist.....	8624
	Pump Drive Shaft Seal Kit.....	8709	Pump Drive Shaft Seal Kit.....	8709
	Stg. Gear Complete Rebuilding Kit.....	7857	Rack & Pinion Seal Kit; W/O Performance Suspension.....	8580
	Stg. Gear Major Seal Kit.....	7859	Rack & Pinion Upper Pinion Bearing Kit.....	8571
	Stg. Gear Input Shaft Seal Kit.....	7095	Rack & Pinion Lower Pinion Bearing Kit.....	8572
	Stg. Gear Complete Pitman Shaft Seal Kit.....	8766		
	Stg. Gear Lower Pitman Shaft Seal Kit.....	7856		
LIGHT TRUCKS	1959		1991-1990	
	V-8 364 ENG.		V-6 3.1 L ENG.	
	Stg. Gear Complete Rebuilding Kit.....	7857	Pump Seal Kit.....	8624
	Stg. Gear Major Seal Kit.....	7859	Pump Drive Shaft Seal Kit.....	8709
	Stg. Gear Input Shaft Seal Kit.....	7095	Rack & Pinion Seal Kit; W/O Performance Suspension.....	8580
	Stg. Gear Complete Pitman Shaft Seal Kit.....	8766	Rack & Pinion Upper Pinion Bearing Kit.....	8571
	Stg. Gear Lower Pitman Shaft Seal Kit.....	7856	Rack & Pinion Lower Pinion Bearing Kit.....	8572
MEDIUM/HEAVY TRUCKS	PARK AVENUE		V-6 3.8 L ENG.	
	1995-1992		Pump Complete Rebuilding Kit.....	
	V-6 3.8 L ENG.		Pump Seal Kit.....	
	Pump Seal Kit; W/Electronic Variable Assist.....	8793	Pump Drive Shaft Seal Kit.....	8561
	Pump Seal Kit; W/O Electronic Variable Assist.....	8624	Pump Seal Kit.....	8554
	Pump Drive Shaft Seal Kit.....	8709	Pump Drive Shaft Seal Kit.....	8712
	Rack & Pinion Seal Kit.....	8785	Rack & Pinion Seal Kit; W/O Performance Suspension.....	8580
	Rack & Pinion Upper Pinion Bearing Kit.....	8571	Rack & Pinion Upper Pinion Bearing Kit.....	8571
	Rack & Pinion Lower Pinion Bearing Kit.....	8572	Rack & Pinion Lower Pinion Bearing Kit.....	8572
BUSES	1991		1989	
	V-6 3.8 L ENG.		V-6 2.8 L ENG.; V-6 3.1 L ENG.	
	Pump Complete Rebuilding Kit; W/16mm Shaft; 1st Design.....	8561	Pump Complete Rebuilding Kit.....	8561
	Pump Seal Kit; W/16mm Shaft; 1st Design.....	8554	Pump Seal Kit.....	8554
	Pump Seal Kit; W/19mm Shaft; 2nd Design.....	8624	Pump Drive Shaft Seal Kit.....	8712
	Pump Drive Shaft Seal Kit; W/16mm Shaft; 1st Design.....	8712	Pump Drive Shaft Seal Kit.....	8712
	Pump Drive Shaft Seal Kit; W/19mm Shaft; 2nd Design.....	8709	Rack & Pinion Seal Kit; W/O Performance Suspension.....	8580
	Rack & Pinion Seal Kit.....	8580	Rack & Pinion Upper Pinion Bearing Kit.....	8571
	Rack & Pinion Upper Pinion Bearing Kit.....	8571	Rack & Pinion Lower Pinion Bearing Kit.....	8572
	Rack & Pinion Lower Pinion Bearing Kit.....	8572		
HOSE NUMERICAL	REATTA		1988	
	1991-1988		V-6 2.8 L ENG.	
	V-6 3.8 L ENG.		Pump Complete Rebuilding Kit.....	
	Pump Complete Rebuilding Kit.....	8561	Pump Seal Kit.....	8561
	Pump Seal Kit.....	8554	Pump Seal Kit.....	8554
	Pump Drive Shaft Seal Kit.....	8712	Pump Drive Shaft Seal Kit.....	8712
	Rack & Pinion Seal Kit.....	8580	Rack & Pinion Seal Kit; W/O Performance Suspension.....	8580
	Rack & Pinion Upper Pinion Bearing Kit.....	8571	Rack & Pinion Upper Pinion Bearing Kit.....	8571
	Rack & Pinion Lower Pinion Bearing Kit.....	8572	Rack & Pinion Lower Pinion Bearing Kit.....	8572
REPAIR KITS	REGAL		1987-1986	
	1995		V-6 3.8 L ENG.	
	V-6 3.1 L ENG.; V-6 3.8 L ENG.		Pump Complete Rebuilding Kit; W/O Turbo.....	
	Pump Seal Kit; W/Electronic Variable Assist.....	8793	Pump Seal Kit; W/O Turbo.....	7910
	Pump Seal Kit; W/O Electronic Variable Assist.....	8624	Pump Seal Kit; W/Turbo.....	7918
	Pump Drive Shaft Seal Kit.....	8709	Pump Drive Shaft Seal Kit; W/O Turbo.....	8633
	Rack & Pinion Seal Kit.....	8785	Pump Drive Shaft Seal Kit; W/O Turbo.....	8709
	Rack & Pinion Upper Pinion Bearing Kit.....	8571	Stg. Gear Complete Rebuilding Kit.....	8522
	Rack & Pinion Lower Pinion Bearing Kit.....	8572	Stg. Gear Major Seal Kit.....	8521
			Stg. Gear Input Shaft Seal Kit.....	8525
			Stg. Gear Complete Pitman Shaft Seal Kit.....	8766
			Stg. Gear Lower Pitman Shaft Seal Kit.....	7856
KIT NUMERICAL	1994		V-8 5.0 L ENG.	
	V-6 3.1 L ENG.		Pump Complete Rebuilding Kit.....	
	Pump Seal Kit; W/Electronic Variable Assist.....	8793	Pump Seal Kit.....	7910
	Pump Seal Kit; W/O Electronic Variable Assist.....	8624	Pump Seal Kit.....	7918
	Pump Drive Shaft Seal Kit.....	8709	Pump Drive Shaft Seal Kit.....	8709
	Rack & Pinion Seal Kit.....	8785	Stg. Gear Complete Rebuilding Kit.....	8522
	Rack & Pinion Upper Pinion Bearing Kit.....	8571	Stg. Gear Major Seal Kit.....	8521
	Rack & Pinion Lower Pinion Bearing Kit.....	8572	Stg. Gear Input Shaft Seal Kit.....	8525
			Stg. Gear Complete Pitman Shaft Seal Kit.....	8766
			Stg. Gear Lower Pitman Shaft Seal Kit.....	7856
ILLUSTRATIONS			1989	
			V-6 2.8 L ENG.; V-6 3.1 L ENG.	
			Pump Complete Rebuilding Kit.....	
			Pump Seal Kit.....	
			Pump Drive Shaft Seal Kit.....	
			Rack & Pinion Seal Kit; W/O Performance Suspension.....	
			Rack & Pinion Upper Pinion Bearing Kit.....	
			Rack & Pinion Lower Pinion Bearing Kit.....	

☆ See Pages A14 - A15 For Pump or Gear Identification.

⊗ Packaged one bushing per box, order as required.

Power Steering Repair Kits for Passenger Cars and Light Trucks

	Application	Kit No.	Application	Kit No.
SYSTEM PUMP & GEAR IDENT.	BUICK - Continued		BUICK - Continued	
	REGAL - Continued		RIVIERA - Continued	
	1979 - Continued		1991-1986	
	V-6 196 ENG.; V-6 231 ENG.; V-8 301 ENG.; V-8 305 ENG.		V-6 3.8 L ENG.	
	- Continued		Pump Complete Rebuilding Kit..... 8561	
	Stg. Gear Complete Pitman Shaft Seal Kit; W/Ring Retained Housing..... 8767		Pump Seal Kit..... 8554	
	Stg. Gear Lower Pitman Shaft Seal Kit; W/4-Bolt Gear Housing..... 7856		Pump Drive Shaft Seal Kit..... 8712	
	Stg. Gear Lower Pitman Shaft Seal Kit; W/Ring Retained Housing.... 8530		Rack & Pinion Seal Kit..... 8580	
	1978		Rack & Pinion Upper Pinion Bearing Kit..... 8571	
	V-6 196 ENG.; V-6 231 ENG.; V-8 305 ENG.		Rack & Pinion Lower Pinion Bearing Kit..... 8572	
	Pump Complete Rebuilding Kit..... 7910		1985	
	Pump Seal Kit..... 7918		V-6 3.8 L ENG.; V-8 5.0 L ENG.; V-8 5.7 L DIESEL ENG.	
	Pump Drive Shaft Seal Kit..... 8709		Pump Complete Rebuilding Kit..... 7910	
	Stg. Gear Complete Rebuilding Kit; W/4-Bolt Gear Housing..... 7858		Pump Seal Kit..... 7918	
	Stg. Gear Complete Rebuilding Kit; W/Ring Retained Housing..... 8529		Pump Drive Shaft Seal Kit..... 8709	
	Stg. Gear Major Seal Kit; W/4-Bolt Gear Housing..... 7860		Stg. Gear Complete Rebuilding Kit..... 8522	
	Stg. Gear Major Seal Kit; W/Ring Retained Housing..... 8528		Stg. Gear Major Seal Kit..... 8521	
	Stg. Gear Input Shaft Seal Kit..... 7095		Stg. Gear Input Shaft Seal Kit..... 8525	
	Stg. Gear Complete Pitman Shaft Seal Kit; W/4-Bolt Gear Housing... 8766		Stg. Gear Complete Pitman Shaft Seal Kit..... 8766	
	Stg. Gear Complete Pitman Shaft Seal Kit; W/Ring Retained Housing... 8767		Stg. Gear Lower Pitman Shaft Seal Kit..... 7856	
	Stg. Gear Lower Pitman Shaft Seal Kit; W/4-Bolt Gear Housing..... 7856		1984-1981	
	Stg. Gear Lower Pitman Shaft Seal Kit; W/Ring Retained Housing.... 8530		V-6 3.8 L ENG.; V-6 4.1 L ENG.; V-8 5.0 L ENG.; V-8 5.7 L DIESEL ENG.	
	1977		Pump Complete Rebuilding Kit..... 7910	
	V-6 231 ENG.; V-8 305 ENG.; V-8 350 ENG.		Pump Seal Kit..... 7918	
	Pump Complete Rebuilding Kit..... 7910		Pump Drive Shaft Seal Kit..... 8709	
	Pump Seal Kit..... 7918		Stg. Gear Complete Rebuilding Kit..... 8522	
	Pump Drive Shaft Seal Kit..... 8709		Stg. Gear Major Seal Kit..... 8521	
	Stg. Gear Complete Rebuilding Kit; W/4-Bolt Gear Housing..... 7858		Stg. Gear Input Shaft Seal Kit..... 8525	
	Stg. Gear Complete Rebuilding Kit; W/Ring Retained Housing..... 8529		Stg. Gear Complete Pitman Shaft Seal Kit..... 8766	
	Stg. Gear Major Seal Kit; W/4-Bolt Gear Housing..... 7860		Stg. Gear Lower Pitman Shaft Seal Kit..... 7856	
	Stg. Gear Major Seal Kit; W/Ring Retained Housing..... 8528		1980	
	Stg. Gear Input Shaft Seal Kit..... 7095		V-6 3.8 L ENG.; V-8 5.0 L ENG.; V-8 5.7 L ENG.	
	Stg. Gear Complete Pitman Shaft Seal Kit; W/4-Bolt Gear Housing... 8766		Pump Complete Rebuilding Kit..... 7910	
	Stg. Gear Complete Pitman Shaft Seal Kit; W/Ring Retained Housing... 8767		Pump Seal Kit..... 7918	
	Stg. Gear Lower Pitman Shaft Seal Kit; W/4-Bolt Gear Housing..... 7856		Pump Drive Shaft Seal Kit..... 8709	
	Stg. Gear Lower Pitman Shaft Seal Kit; W/Ring Retained Housing.... 8530		Stg. Gear Complete Rebuilding Kit..... 8522	
	1976-1975		Stg. Gear Major Seal Kit..... 8521	
	V-6 231 ENG.; V-8 350 ENG.		Stg. Gear Input Shaft Seal Kit..... 8525	
	Pump Complete Rebuilding Kit..... 7910		Stg. Gear Complete Pitman Shaft Seal Kit..... 8766	
	Pump Seal Kit..... 7918		Stg. Gear Lower Pitman Shaft Seal Kit..... 7856	
	Pump Drive Shaft Seal Kit..... 8709		1979	
	Stg. Gear Complete Rebuilding Kit..... 7858		V-6 231 ENG.; V-8 350 ENG.	
	Stg. Gear Major Seal Kit..... 7860		Pump Complete Rebuilding Kit..... 7910	
	Stg. Gear Input Shaft Seal Kit..... 7095		Pump Seal Kit..... 7918	
	Stg. Gear Complete Pitman Shaft Seal Kit..... 8766		Pump Drive Shaft Seal Kit..... 8709	
	Stg. Gear Lower Pitman Shaft Seal Kit..... 7856		Stg. Gear Complete Rebuilding Kit..... 8522	
	1974-1973		Stg. Gear Major Seal Kit..... 8521	
	V-8 350 ENG.; V-8 455 ENG.		Stg. Gear Input Shaft Seal Kit..... 8525	
	Pump Complete Rebuilding Kit..... 7910		Stg. Gear Complete Pitman Shaft Seal Kit..... 8766	
	Pump Seal Kit..... 7918		Stg. Gear Lower Pitman Shaft Seal Kit..... 7856	
	Pump Drive Shaft Seal Kit..... 8709		1978-1977	
	Stg. Gear Complete Rebuilding Kit..... 7858		V-8 350 ENG.; V-8 403 ENG.	
	Stg. Gear Major Seal Kit..... 7860		Pump Complete Rebuilding Kit..... 7910	
	Stg. Gear Input Shaft Seal Kit..... 7095		Pump Seal Kit..... 7918	
	Stg. Gear Complete Pitman Shaft Seal Kit..... 8766		Pump Drive Shaft Seal Kit..... 8709	
	Stg. Gear Lower Pitman Shaft Seal Kit..... 7856		Stg. Gear Complete Rebuilding Kit..... 8522	
	RIVIERA		Stg. Gear Major Seal Kit..... 8521	
	1995		Stg. Gear Input Shaft Seal Kit..... 8525	
	V-6 3.8 L ENG.		Stg. Gear Complete Pitman Shaft Seal Kit..... 8766	
	Pump Seal Kit..... 8624		Stg. Gear Lower Pitman Shaft Seal Kit..... 7856	
	Pump Drive Shaft Seal Kit..... 8709		1976-1970	
	Rack & Pinion Seal Kit..... 8786		V-8 455 ENG.	
	Rack & Pinion Upper Pinion Bearing Kit..... 8571		Pump Complete Rebuilding Kit..... 7910	
	Rack & Pinion Lower Pinion Bearing Kit..... 8572		Pump Seal Kit..... 7918	
	1993-1992		Pump Drive Shaft Seal Kit..... 8709	
	V-6 3.8 L ENG.		Stg. Gear Complete Rebuilding Kit..... 7857	
	Pump Seal Kit..... 8624		Stg. Gear Major Seal Kit..... 7859	
	Pump Drive Shaft Seal Kit..... 8709		Stg. Gear Input Shaft Seal Kit..... 7095	
	Rack & Pinion Seal Kit..... 8580		Stg. Gear Complete Pitman Shaft Seal Kit..... 8766	
	Rack & Pinion Upper Pinion Bearing Kit..... 8571		Stg. Gear Lower Pitman Shaft Seal Kit..... 7856	
	Rack & Pinion Lower Pinion Bearing Kit..... 8572		1969	
	1991-1986		V-8 430 ENG.	
	V-6 3.8 L ENG.		Pump Complete Rebuilding Kit..... 7910	
	Pump Complete Rebuilding Kit..... 8561		Pump Seal Kit..... 7918	
	Pump Seal Kit..... 8554			
	Pump Drive Shaft Seal Kit..... 8712			
	Rack & Pinion Seal Kit..... 8580			
	Rack & Pinion Upper Pinion Bearing Kit..... 8571			
	Rack & Pinion Lower Pinion Bearing Kit..... 8572			

☆ See Pages A14 - A15 For Pump or Gear Identification.

⊗ Packaged one bushing per box, order as required.

Power Steering Repair Kits for Passenger Cars and Light Trucks

Application	Kit No.	Application	Kit No.
BUICK - Continued		BUICK - Continued	
RIVIERA - Continued		ROADMASTER - Continued	
1969 - Continued		1991	
V-8 430 ENG. - Continued		V-8 5.0 L ENG.	
Pump Drive Shaft Seal Kit.....	8709	Pump Complete Rebuilding Kit.....	7910
Stg. Gear Complete Rebuilding Kit.....	7857	Pump Seal Kit.....	7918
Stg. Gear Major Seal Kit.....	7859	Pump Drive Shaft Seal Kit.....	8709
Stg. Gear Input Shaft Seal Kit.....	7095	Stg. Gear Complete Rebuilding Kit.....	8522
Stg. Gear Complete Pitman Shaft Seal Kit.....	8766	Stg. Gear Major Seal Kit.....	8521
Stg. Gear Lower Pitman Shaft Seal Kit.....	7856	Stg. Gear Input Shaft Seal Kit.....	8525
		Stg. Gear Complete Pitman Shaft Seal Kit.....	8766
		Stg. Gear Lower Pitman Shaft Seal Kit.....	7856
1968-1967		SKYHAWK	
V-8 430 ENG.		1989-1987	
Pump Complete Rebuilding Kit; W/Two-Raised Mounting Pads.....	7910	4-CYL. 2.0 L ENG.	
Pump Seal Kit; W/One-Raised Mounting Pads.....	8755	Pump Complete Rebuilding Kit.....	8561
Pump Seal Kit; W/Two-Raised Mounting Pads.....	7918	Pump Seal Kit.....	8554
Pump Drive Shaft Seal Kit; W/One-Raised Mounting Pads.....	8711	Pump Drive Shaft Seal Kit.....	8712
Pump Drive Shaft Seal Kit; W/Two-Raised Mounting Pads.....	8709	Rack & Pinion Upper Pinion Bearing Kit.....	8571
Stg. Gear Complete Rebuilding Kit.....	7857	Rack & Pinion Lower Pinion Bearing Kit.....	8572
Stg. Gear Major Seal Kit.....	7859		
Stg. Gear Input Shaft Seal Kit.....	7095	1986-1985	
Stg. Gear Complete Pitman Shaft Seal Kit.....	8766	4-CYL. 1.8 L ENG.	
Stg. Gear Lower Pitman Shaft Seal Kit.....	7856	Pump Complete Rebuilding Kit; W/O Turbo.....	8630
		Pump Complete Rebuilding Kit; W/Turbo.....	8561
		Pump Seal Kit; W/O Turbo.....	8631
		Pump Seal Kit; W/Turbo.....	8554
		Pump Drive Shaft Seal Kit; W/O Turbo.....	8709
		Pump Drive Shaft Seal Kit; W/Turbo.....	8712
		Rack & Pinion Seal Kit.....	8582
		Rack & Pinion Upper Pinion Bearing Kit.....	8571
		Rack & Pinion Lower Pinion Bearing Kit.....	8572
		4-CYL. 2.0 L ENG.	
		Pump Complete Rebuilding Kit.....	8561
		Pump Seal Kit.....	8554
		Pump Drive Shaft Seal Kit.....	8712
		Rack & Pinion Seal Kit.....	8582
		Rack & Pinion Upper Pinion Bearing Kit.....	8571
		Rack & Pinion Lower Pinion Bearing Kit.....	8572
		1984	
		4-CYL. 1.8 L ENG.	
		Pump Complete Rebuilding Kit; W/O Turbo.....	8630
		Pump Complete Rebuilding Kit; W/Turbo.....	8561
		Pump Seal Kit; W/O Turbo.....	8631
		Pump Seal Kit; W/Turbo.....	8554
		Pump Drive Shaft Seal Kit; W/O Turbo.....	8709
		Pump Drive Shaft Seal Kit; W/Turbo.....	8712
		Rack & Pinion Seal Kit; W/H.D. Suspension.....	8582
		Rack & Pinion Seal Kit; W/O H.D. Suspension.....	8581
		Rack & Pinion Upper Pinion Bearing Kit.....	8571
		Rack & Pinion Lower Pinion Bearing Kit.....	8572
		4-CYL. 2.0 L ENG.	
		Pump Complete Rebuilding Kit.....	8630
		Pump Seal Kit.....	8631
		Pump Drive Shaft Seal Kit.....	8709
		Rack & Pinion Seal Kit; W/H.D. Suspension.....	8582
		Rack & Pinion Seal Kit; W/O H.D. Suspension.....	8581
		Rack & Pinion Upper Pinion Bearing Kit.....	8571
		Rack & Pinion Lower Pinion Bearing Kit.....	8572
		1983-1982	
		4-CYL. 1.8 L ENG.; 4-CYL. 2.0 L ENG.	
		Pump Complete Rebuilding Kit.....	8630
		Pump Seal Kit.....	8631
		Pump Drive Shaft Seal Kit.....	8709
		Rack & Pinion Seal Kit; W/H.D. Suspension.....	8582
		Rack & Pinion Seal Kit; W/O H.D. Suspension.....	8581
		Rack & Pinion Upper Pinion Bearing Kit.....	8571
		Rack & Pinion Lower Pinion Bearing Kit.....	8572
		1980	
		V-6 3.8 L ENG.	
		Pump Complete Rebuilding Kit.....	7910
		Pump Seal Kit.....	7918
		Pump Drive Shaft Seal Kit.....	8709
		Stg. Gear Complete Rebuilding Kit.....	8522
		Stg. Gear Major Seal Kit.....	8521
		Stg. Gear Input Shaft Seal Kit.....	8525
		Stg. Gear Complete Pitman Shaft Seal Kit.....	8766
		Stg. Gear Lower Pitman Shaft Seal Kit.....	7856

SYSTEM PUMP & GEAR IDENT.

SYSTEM & COMPONENT IDENT.

PASS. CARS

LIGHT TRUCKS

MEDIUM/HEAVY TRUCKS

BUSES

HOSE NUMERICAL

REPAIR KITS

KIT NUMERICAL

ILLUSTRATIONS

☆ See Pages A14 - A15 For Pump or Gear Identification.

⊛ Packaged one bushing per box, order as required.

Power Steering Repair Kits for Passenger Cars and Light Trucks

	Application	Kit No.	Application	Kit No.	
SYSTEM PUMP & GEAR IDENT.	BUICK - Continued		BUICK - Continued		
	SKYHAWK - Continued		SKYLARK - Continued		
	1980 - Continued		1991		
	V-6 3.8 L ENG. - Continued		4-CYL. 2.3 L ENG.; 4-CYL. 2.5 L ENG.		
		Stg. Gear Input Shaft Seal Kit; W/4-Bolt Gear Housing.....	8525	Pump Seal Kit; W/Electronic Variable Assist.....	8793
		Stg. Gear Input Shaft Seal Kit; W/Ring Retained Housing.....	7095	Pump Seal Kit; W/O Electronic Variable Assist.....	8624
		Stg. Gear Complete Pitman Shaft Seal Kit; W/4-Bolt Gear Housing...	8766	Pump Drive Shaft Seal Kit.....	8709
		Stg. Gear Complete Pitman Shaft Seal Kit; W/Ring Retained Housing.....	8767	Rack & Pinion Upper Pinion Bearing Kit.....	8571
		Stg. Gear Lower Pitman Shaft Seal Kit; W/4-Bolt Gear Housing.....	7856	Rack & Pinion Lower Pinion Bearing Kit.....	8572
		Stg. Gear Lower Pitman Shaft Seal Kit; W/Ring Retained Housing....	8530		
SYSTEM & COMPONENT IDENT.	1979		V-6 3.3 L ENG.		
	V-6 231 ENG.		Pump Complete Rebuilding Kit.....		
		Pump Seal Kit.....	7910	8561	
		Pump Drive Shaft Seal Kit.....	7918	8554	
		Stg. Gear Complete Rebuilding Kit; W/4-Bolt Gear Housing.....	8709	8712	
		Stg. Gear Complete Rebuilding Kit; W/Ring Retained Housing.....	8522	8571	
		Stg. Gear Major Seal Kit; W/4-Bolt Gear Housing.....	8529	8572	
		Stg. Gear Major Seal Kit; W/Ring Retained Housing.....	8521		
		Stg. Gear Input Shaft Seal Kit; W/4-Bolt Gear Housing.....	8528		
		Stg. Gear Input Shaft Seal Kit; W/Ring Retained Housing.....	8525		
PASS. CARS	1978-1977		1990		
	V-6 231 ENG.		4-CYL. 2.3 L ENG.; V-6 3.3 L ENG.		
		Pump Complete Rebuilding Kit.....	7910	Pump Complete Rebuilding Kit.....	8561
		Pump Seal Kit.....	7918	Pump Seal Kit.....	8554
		Pump Drive Shaft Seal Kit.....	8709	Pump Drive Shaft Seal Kit.....	8712
		Stg. Gear Complete Rebuilding Kit; W/4-Bolt Gear Housing.....	7858	Rack & Pinion Upper Pinion Bearing Kit.....	8571
		Stg. Gear Complete Rebuilding Kit; W/Ring Retained Housing.....	8529	Rack & Pinion Lower Pinion Bearing Kit.....	8572
		Stg. Gear Major Seal Kit; W/4-Bolt Gear Housing.....	7860		
		Stg. Gear Major Seal Kit; W/Ring Retained Housing.....	8528		
		Stg. Gear Input Shaft Seal Kit.....	7095		
LIGHT TRUCKS	1976-1975		4-CYL. 2.5 L ENG.		
	V-6 231 ENG.		Pump Seal Kit.....		
		Pump Complete Rebuilding Kit.....	7910	8624	
		Pump Seal Kit.....	7918	8709	
		Pump Drive Shaft Seal Kit.....	8709	8571	
		Stg. Gear Complete Rebuilding Kit; W/4-Bolt Gear Housing.....	7858	8572	
		Stg. Gear Complete Rebuilding Kit; W/Ring Retained Housing.....	8529		
		Stg. Gear Major Seal Kit; W/4-Bolt Gear Housing.....	7860		
		Stg. Gear Major Seal Kit; W/Ring Retained Housing.....	8528		
		Stg. Gear Input Shaft Seal Kit.....	7095		
MEDIUM/HEAVY TRUCKS	1976-1975		1989		
	V-6 231 ENG.		4-CYL. 2.3 L ENG.; V-6 3.3 L ENG.		
		Pump Complete Rebuilding Kit.....	7910	Pump Complete Rebuilding Kit.....	8561
		Pump Seal Kit.....	7918	Pump Seal Kit.....	8554
		Pump Drive Shaft Seal Kit.....	8709	Pump Drive Shaft Seal Kit.....	8712
		Stg. Gear Complete Rebuilding Kit; W/4-Bolt Gear Housing.....	7858	Rack & Pinion Upper Pinion Bearing Kit.....	8571
		Stg. Gear Complete Rebuilding Kit; W/Ring Retained Housing.....	8529	Rack & Pinion Lower Pinion Bearing Kit.....	8572
		Stg. Gear Major Seal Kit; W/4-Bolt Gear Housing.....	7860		
		Stg. Gear Major Seal Kit; W/Ring Retained Housing.....	8528		
		Stg. Gear Input Shaft Seal Kit.....	7095		
BUSES	1976-1975		1988		
	V-6 231 ENG.		4-CYL. 2.3 L ENG.; 4-CYL. 2.5 L ENG.; V-6 3.0 L ENG.		
		Pump Complete Rebuilding Kit.....	7910	Pump Complete Rebuilding Kit.....	8561
		Pump Seal Kit.....	7918	Pump Seal Kit.....	8554
		Pump Drive Shaft Seal Kit.....	8709	Pump Drive Shaft Seal Kit.....	8712
		Stg. Gear Complete Rebuilding Kit; W/4-Bolt Gear Housing.....	7858	Rack & Pinion Upper Pinion Bearing Kit.....	8571
		Stg. Gear Complete Rebuilding Kit; W/Ring Retained Housing.....	8529	Rack & Pinion Lower Pinion Bearing Kit.....	8572
		Stg. Gear Major Seal Kit; W/4-Bolt Gear Housing.....	7860		
		Stg. Gear Major Seal Kit; W/Ring Retained Housing.....	8528		
		Stg. Gear Input Shaft Seal Kit.....	7095		
HOSE NUMERICAL	1976-1975		1987		
	V-6 231 ENG.		4-CYL. 2.5 L ENG.; V-6 3.0 L ENG.		
		Pump Complete Rebuilding Kit.....	7910	Pump Complete Rebuilding Kit.....	8561
		Pump Seal Kit.....	7918	Pump Seal Kit.....	8554
		Pump Drive Shaft Seal Kit.....	8709	Pump Drive Shaft Seal Kit.....	8712
		Stg. Gear Complete Rebuilding Kit; W/4-Bolt Gear Housing.....	7858	Rack & Pinion Upper Pinion Bearing Kit.....	8571
		Stg. Gear Complete Rebuilding Kit; W/Ring Retained Housing.....	8529	Rack & Pinion Lower Pinion Bearing Kit.....	8572
		Stg. Gear Major Seal Kit; W/4-Bolt Gear Housing.....	7860		
		Stg. Gear Major Seal Kit; W/Ring Retained Housing.....	8528		
		Stg. Gear Input Shaft Seal Kit.....	7095		
REPAIR KITS	SKYLARK		1986		
	1995		4-CYL. 2.5 L ENG.; V-6 3.0 L ENG.		
	4-CYL. 2.3 L ENG.		Pump Complete Rebuilding Kit.....		
		Pump Seal Kit.....	8795	8561	
		Rack & Pinion Upper Pinion Bearing Kit.....	8571	8554	
		Rack & Pinion Lower Pinion Bearing Kit.....	8572	8712	
				8571	
				8572	
KIT NUMERICAL	1994		1985		
	4-CYL. 2.3 L ENG.; V-6 3.1 L ENG.		4-CYL. 2.5 L ENG.; V-6 2.8 L ENG.		
		Pump Seal Kit.....	8624	Pump Complete Rebuilding Kit.....	7910
		Pump Drive Shaft Seal Kit.....	8709	Pump Seal Kit.....	7918
		Rack & Pinion Upper Pinion Bearing Kit.....	8571	Pump Drive Shaft Seal Kit.....	8709
		Rack & Pinion Lower Pinion Bearing Kit.....	8572	Rack & Pinion Seal Kit.....	8582
				Rack & Pinion Upper Pinion Bearing Kit.....	8571
				Rack & Pinion Lower Pinion Bearing Kit.....	8572
ILLUSTRATIONS	1993-1992		1984-1982		
	4-CYL. 2.3 L ENG.; V-6 3.3 L ENG.		4-CYL. 2.5 L ENG.; V-6 2.8 L ENG.		
		Pump Seal Kit; W/Electronic Variable Assist.....	8793	Pump Complete Rebuilding Kit.....	7910
		Pump Seal Kit; W/O Electronic Variable Assist.....	8624		
		Pump Drive Shaft Seal Kit.....	8709		
		Rack & Pinion Upper Pinion Bearing Kit.....	8571		
		Rack & Pinion Lower Pinion Bearing Kit.....	8572		

☆ See Pages A14 - A15 For Pump or Gear Identification.

⊗ Packaged one bushing per box, order as required.

Power Steering Repair Kits for Passenger Cars and Light Trucks

Application	Kit No.	Application	Kit No.
BUICK - Continued		BUICK - Continued	
SKYLARK - Continued		SKYLARK - Continued	
1984-1982 - Continued		1971-1970 - Continued	
4-CYL. 2.5 L ENG.; V-6 2.8 L ENG. - Continued		6-CYL. 250 ENG.; V-8 350 ENG.; V-8 455 ENG. - Continued	
Pump Seal Kit.....	7918	Stg. Gear Lower Pitman Shaft Seal Kit.....	7856
Pump Drive Shaft Seal Kit.....	8709	1969-1968	
Rack & Pinion Seal Kit.....	8580	6-CYL. 250 ENG.; V-8 350 ENG.; V-8 400 ENG.	
Rack & Pinion Upper Pinion Bearing Kit.....	8571	Pump Complete Rebuilding Kit; W/Two-Raised Mounting Pads.....	7910
Rack & Pinion Lower Pinion Bearing Kit.....	8572	Pump Seal Kit; W/One-Raised Mounting Pads.....	8755
1981-1980		Pump Seal Kit; W/Two-Raised Mounting Pads.....	7918
4-CYL. 2.5 L ENG.; V-6 2.8 L ENG.		Pump Drive Shaft Seal Kit; W/One-Raised Mounting Pads.....	8711
Pump Complete Rebuilding Kit.....	7910	Pump Drive Shaft Seal Kit; W/Two-Raised Mounting Pads.....	8709
Pump Seal Kit.....	7918	Stg. Gear Complete Rebuilding Kit.....	7858
Pump Drive Shaft Seal Kit.....	8709	Stg. Gear Major Seal Kit.....	7860
Rack & Pinion Seal Kit.....	8570	Stg. Gear Input Shaft Seal Kit.....	7095
Rack & Pinion Upper Pinion Bearing Kit.....	8571	Stg. Gear Complete Pitman Shaft Seal Kit.....	8766
Rack & Pinion Lower Pinion Bearing Kit.....	8572	Stg. Gear Lower Pitman Shaft Seal Kit.....	7856
1979		1967	
V-6 231 ENG.; V-8 305 ENG.; V-8 350 ENG.		V-6 225 ENG.; V-8 300 ENG.; V-8 340 ENG.; V-8 400 ENG.	
Pump Complete Rebuilding Kit.....	7910	Pump Complete Rebuilding Kit; W/Two-Raised Mounting Pads.....	7910
Pump Seal Kit.....	7918	Pump Seal Kit; W/One-Raised Mounting Pads.....	8755
Pump Drive Shaft Seal Kit.....	8709	Pump Seal Kit; W/Two-Raised Mounting Pads.....	7918
Stg. Gear Complete Rebuilding Kit.....	8522	Pump Drive Shaft Seal Kit; W/One-Raised Mounting Pads.....	8711
Stg. Gear Major Seal Kit.....	8521	Pump Drive Shaft Seal Kit; W/Two-Raised Mounting Pads.....	8709
Stg. Gear Input Shaft Seal Kit.....	8525	Stg. Gear Complete Rebuilding Kit.....	7858
Stg. Gear Complete Pitman Shaft Seal Kit.....	8766	Stg. Gear Major Seal Kit.....	7860
Stg. Gear Lower Pitman Shaft Seal Kit.....	7856	Stg. Gear Input Shaft Seal Kit.....	7095
1978		Stg. Gear Complete Pitman Shaft Seal Kit.....	8766
V-6 231 ENG.; V-8 305 ENG.; V-8 350 ENG.		Stg. Gear Lower Pitman Shaft Seal Kit.....	7856
Pump Complete Rebuilding Kit.....	7910	1966	
Pump Seal Kit.....	7918	V-6 225 ENG.; V-8 300 ENG.; V-8 340 ENG.; V-8 400 ENG.	
Pump Drive Shaft Seal Kit.....	8709	Pump Seal Kit; W/5/8" P.S. Pump Shaft.....	8754
Stg. Gear Complete Rebuilding Kit.....	7858	Pump Drive Shaft Seal Kit; W/5/8" P.S. Pump Shaft.....	8709
Stg. Gear Major Seal Kit.....	7860	Pump Drive Shaft Seal Kit; W/9/16" P.S. Pump Shaft.....	8711
Stg. Gear Input Shaft Seal Kit.....	7095	Stg. Gear Complete Rebuilding Kit.....	7858
Stg. Gear Complete Pitman Shaft Seal Kit.....	8766	Stg. Gear Major Seal Kit.....	7860
Stg. Gear Lower Pitman Shaft Seal Kit.....	7856	Stg. Gear Input Shaft Seal Kit.....	7095
1977		Stg. Gear Complete Pitman Shaft Seal Kit.....	8766
V-6 231 ENG.; V-8 301 ENG.; V-8 305 ENG.; V-8 350 ENG.		Stg. Gear Lower Pitman Shaft Seal Kit.....	7856
Pump Complete Rebuilding Kit.....	7910	1965	
Pump Seal Kit.....	7918	V-6 225 ENG.; V-8 300 ENG.; V-8 400 ENG.	
Pump Drive Shaft Seal Kit.....	8709	Pump Seal Kit; W/5/8" P.S. Pump Shaft.....	8754
Stg. Gear Complete Rebuilding Kit.....	7858	Pump Drive Shaft Seal Kit; W/5/8" P.S. Pump Shaft.....	8709
Stg. Gear Major Seal Kit.....	7860	Pump Drive Shaft Seal Kit; W/9/16" P.S. Pump Shaft.....	8711
Stg. Gear Input Shaft Seal Kit.....	7095	Stg. Gear Complete Rebuilding Kit.....	7858
Stg. Gear Complete Pitman Shaft Seal Kit.....	8766	Stg. Gear Major Seal Kit.....	7860
Stg. Gear Lower Pitman Shaft Seal Kit.....	7856	Stg. Gear Input Shaft Seal Kit.....	7095
1976-1975		Stg. Gear Complete Pitman Shaft Seal Kit.....	8766
V-6 231 ENG.; V-8 260 ENG.; V-8 350 ENG.		Stg. Gear Lower Pitman Shaft Seal Kit.....	7856
Pump Complete Rebuilding Kit.....	7910	1964	
Pump Seal Kit.....	7918	V-6 225 ENG.; V-8 300 ENG.	
Pump Drive Shaft Seal Kit.....	8709	Pump Seal Kit.....	8754
Stg. Gear Complete Rebuilding Kit.....	7858	Pump Drive Shaft Seal Kit.....	8709
Stg. Gear Major Seal Kit.....	7860	Stg. Gear Complete Rebuilding Kit.....	7858
Stg. Gear Input Shaft Seal Kit.....	7095	Stg. Gear Major Seal Kit.....	7860
Stg. Gear Complete Pitman Shaft Seal Kit.....	8766	Stg. Gear Input Shaft Seal Kit.....	7095
Stg. Gear Lower Pitman Shaft Seal Kit.....	7856	Stg. Gear Complete Pitman Shaft Seal Kit.....	8766
1972		Stg. Gear Lower Pitman Shaft Seal Kit.....	7856
V-8 350 ENG.; V-8 455 ENG.		1963-1961	
Pump Complete Rebuilding Kit.....	7910	V-8 215 ENG.	
Pump Seal Kit.....	7918	Pump Complete Rebuilding Kit; W/Two-Raised Mounting Pads.....	7910
Pump Drive Shaft Seal Kit.....	8709	Pump Seal Kit; W/One-Raised Mounting Pads.....	8755
Stg. Gear Complete Rebuilding Kit.....	7858	Pump Seal Kit; W/Two-Raised Mounting Pads.....	7918
Stg. Gear Major Seal Kit.....	7860	Pump Drive Shaft Seal Kit; W/One-Raised Mounting Pads.....	8711
Stg. Gear Input Shaft Seal Kit.....	7095	Pump Drive Shaft Seal Kit; W/Two-Raised Mounting Pads.....	8709
Stg. Gear Complete Pitman Shaft Seal Kit.....	8766	Stg. Gear Complete Rebuilding Kit.....	7858
Stg. Gear Lower Pitman Shaft Seal Kit.....	7856	Stg. Gear Major Seal Kit.....	7860
1971-1970		Stg. Gear Input Shaft Seal Kit.....	7095
6-CYL. 250 ENG.; V-8 350 ENG.; V-8 455 ENG.		Stg. Gear Complete Pitman Shaft Seal Kit.....	8766
Pump Complete Rebuilding Kit.....	7910	Stg. Gear Lower Pitman Shaft Seal Kit.....	7856
Pump Seal Kit.....	7918	SOMERSET	
Pump Drive Shaft Seal Kit.....	8709	1987	
Stg. Gear Complete Rebuilding Kit.....	7858	4-CYL. 2.5 L ENG.; V-6 3.0 L ENG.	
Stg. Gear Major Seal Kit.....	7860	Pump Complete Rebuilding Kit.....	8561
Stg. Gear Input Shaft Seal Kit.....	7095	Pump Seal Kit.....	8554
Stg. Gear Complete Pitman Shaft Seal Kit.....	8766		

☆ See Pages A14 - A15 For Pump or Gear Identification.

⊙ Packaged one bushing per box, order as required.

SYSTEM
PUMP &
GEAR
IDENT.

SYSTEM &
COM-
PONENT
IDENT.

PASS.
CARS

LIGHT
TRUCKS

MEDIUM/
HEAVY
TRUCKS

BUSES

HOSE
NUMER-
ICAL

REPAIR
KITS

KIT
NUMER-
ICAL

ILLUSTRATIONS

Power Steering Repair Kits for Passenger Cars and Light Trucks

	Application	Kit No.	Application	Kit No.	
SYSTEM PUMP & GEAR IDENT.	BUICK - Continued		BUICK - Continued		
	SOMERSET - Continued		SPECIAL - Continued		
	1987 - Continued		1963-1962 - Continued		
	4-CYL. 2.5 L ENG.; V-6 3.0 L ENG. - Continued		V-6 198 ENG.; V-8 215 ENG. - Continued		
		Pump Drive Shaft Seal Kit.....	8712	Pump Drive Shaft Seal Kit; W/Two-Raised Mounting Pads.....	8709
		Rack & Pinion Upper Pinion Bearing Kit.....	8571	Stg. Gear Complete Rebuilding Kit.....	7858
		Rack & Pinion Lower Pinion Bearing Kit.....	8572	Stg. Gear Major Seal Kit.....	7860
				Stg. Gear Input Shaft Seal Kit.....	7095
				Stg. Gear Complete Pitman Shaft Seal Kit.....	8766
				Stg. Gear Lower Pitman Shaft Seal Kit.....	7856
SYSTEM & COMPONENT IDENT.	1986		1961		
	4-CYL. 2.5 L ENG.; V-6 3.0 L ENG.		V-8 215 ENG.		
		Pump Complete Rebuilding Kit.....	8561	Pump Complete Rebuilding Kit; W/Two-Raised Mounting Pads.....	7910
		Pump Seal Kit.....	8554	Pump Seal Kit; W/One-Raised Mounting Pads.....	8755
		Pump Drive Shaft Seal Kit.....	8712	Pump Seal Kit; W/Two-Raised Mounting Pads.....	7918
		Rack & Pinion Seal Kit.....	8582	Pump Drive Shaft Seal Kit; W/One-Raised Mounting Pads.....	8711
		Rack & Pinion Upper Pinion Bearing Kit.....	8571	Pump Drive Shaft Seal Kit; W/Two-Raised Mounting Pads.....	8709
		Rack & Pinion Lower Pinion Bearing Kit.....	8572	Stg. Gear Complete Rebuilding Kit.....	7858
				Stg. Gear Major Seal Kit.....	7860
				Stg. Gear Input Shaft Seal Kit.....	7095
PASS. CARS	SOMERSET REGAL		WILDCAT		
	1985		1970		
	4-CYL. 2.5 L ENG.; V-6 3.0 L ENG.		V-8 455 ENG.		
		Pump Complete Rebuilding Kit.....	8561	Pump Complete Rebuilding Kit.....	7910
		Pump Seal Kit.....	8554	Pump Seal Kit.....	7918
		Pump Drive Shaft Seal Kit.....	8712	Pump Drive Shaft Seal Kit.....	8709
		Rack & Pinion Seal Kit.....	8582	Stg. Gear Complete Rebuilding Kit.....	7857
		Rack & Pinion Upper Pinion Bearing Kit.....	8571	Stg. Gear Major Seal Kit.....	7859
		Rack & Pinion Lower Pinion Bearing Kit.....	8572	Stg. Gear Input Shaft Seal Kit.....	7095
				Stg. Gear Complete Pitman Shaft Seal Kit.....	8766
LIGHT TRUCKS	SPECIAL		1969		
	1969-1968		V-8 430 ENG.		
	6-CYL. 250 ENG.; V-8 350 ENG.		Pump Complete Rebuilding Kit.....		7910
		Pump Complete Rebuilding Kit; W/Two-Raised Mounting Pads.....	7910	Pump Seal Kit.....	7918
		Pump Seal Kit; W/One-Raised Mounting Pads.....	8755	Pump Drive Shaft Seal Kit.....	8709
		Pump Seal Kit; W/Two-Raised Mounting Pads.....	7918	Stg. Gear Complete Rebuilding Kit.....	7857
		Pump Drive Shaft Seal Kit; W/One-Raised Mounting Pads.....	8711	Stg. Gear Major Seal Kit.....	7859
		Pump Drive Shaft Seal Kit; W/Two-Raised Mounting Pads.....	8709	Stg. Gear Input Shaft Seal Kit.....	7095
		Stg. Gear Complete Rebuilding Kit.....	7858	Stg. Gear Complete Pitman Shaft Seal Kit.....	8766
		Stg. Gear Major Seal Kit.....	7860	Stg. Gear Lower Pitman Shaft Seal Kit.....	7856
MEDIUM/HEAVY TRUCKS	1967		1968-1967		
	V-6 225 ENG.; V-8 300 ENG.		V-8 430 ENG.		
		Pump Complete Rebuilding Kit; W/Two-Raised Mounting Pads.....	7910	Pump Complete Rebuilding Kit; W/Two-Raised Mounting Pads.....	7910
		Pump Seal Kit; W/One-Raised Mounting Pads.....	8755	Pump Seal Kit; W/One-Raised Mounting Pads.....	8755
		Pump Seal Kit; W/Two-Raised Mounting Pads.....	7918	Pump Seal Kit; W/Two-Raised Mounting Pads.....	7918
		Pump Drive Shaft Seal Kit; W/One-Raised Mounting Pads.....	8711	Pump Drive Shaft Seal Kit; W/One-Raised Mounting Pads.....	8711
		Pump Drive Shaft Seal Kit; W/Two-Raised Mounting Pads.....	8709	Pump Drive Shaft Seal Kit; W/Two-Raised Mounting Pads.....	8709
		Stg. Gear Complete Rebuilding Kit.....	7858	Stg. Gear Complete Rebuilding Kit.....	7857
		Stg. Gear Major Seal Kit.....	7860	Stg. Gear Major Seal Kit.....	7859
		Stg. Gear Input Shaft Seal Kit.....	7095	Stg. Gear Input Shaft Seal Kit.....	7095
BUSES	1966-1965		1966-1965		
	V-6 225 ENG.; V-8 300 ENG.		V-8 401 ENG.		
		Pump Seal Kit; W/5/8" P.S. Pump Shaft.....	8754	Pump Seal Kit; W/5/8" P.S. Pump Shaft.....	8754
		Pump Drive Shaft Seal Kit; W/5/8" P.S. Pump Shaft.....	8709	Pump Drive Shaft Seal Kit; W/5/8" P.S. Pump Shaft.....	8709
		Pump Drive Shaft Seal Kit; W/9/16" P.S. Pump Shaft.....	8711	Pump Drive Shaft Seal Kit; W/9/16" P.S. Pump Shaft.....	8711
		Stg. Gear Complete Rebuilding Kit.....	7858	Stg. Gear Complete Rebuilding Kit.....	7857
		Stg. Gear Major Seal Kit.....	7860	Stg. Gear Major Seal Kit.....	7860
		Stg. Gear Input Shaft Seal Kit.....	7095	Stg. Gear Input Shaft Seal Kit.....	7095
		Stg. Gear Complete Pitman Shaft Seal Kit.....	8766	Stg. Gear Complete Pitman Shaft Seal Kit.....	8766
		Stg. Gear Lower Pitman Shaft Seal Kit.....	7856	Stg. Gear Lower Pitman Shaft Seal Kit.....	7856
HOSE NUMERICAL	1964		1966-1965		
	V-6 225 ENG.; V-8 300 ENG.		V-8 401 ENG.		
		Pump Seal Kit.....	8754	Pump Seal Kit; W/5/8" P.S. Pump Shaft.....	8754
		Pump Drive Shaft Seal Kit.....	8709	Pump Drive Shaft Seal Kit; W/5/8" P.S. Pump Shaft.....	8709
		Stg. Gear Complete Rebuilding Kit.....	7858	Pump Drive Shaft Seal Kit; W/9/16" P.S. Pump Shaft.....	8711
		Stg. Gear Major Seal Kit.....	7860	Stg. Gear Complete Rebuilding Kit.....	7857
		Stg. Gear Input Shaft Seal Kit.....	7095	Stg. Gear Major Seal Kit.....	7860
		Stg. Gear Complete Pitman Shaft Seal Kit.....	8766	Stg. Gear Input Shaft Seal Kit.....	7095
		Stg. Gear Lower Pitman Shaft Seal Kit.....	7856	Stg. Gear Complete Pitman Shaft Seal Kit.....	8766
				Stg. Gear Lower Pitman Shaft Seal Kit.....	7856
REPAIR KITS	1963-1962		V-8 425 ENG.		
	V-6 198 ENG.; V-8 215 ENG.		Pump Seal Kit; W/5/8" P.S. Pump Shaft.....		8754
		Pump Complete Rebuilding Kit; W/Two-Raised Mounting Pads.....	7910	Pump Drive Shaft Seal Kit; W/5/8" P.S. Pump Shaft.....	8709
		Pump Seal Kit; W/One-Raised Mounting Pads.....	8755	Pump Drive Shaft Seal Kit; W/9/16" P.S. Pump Shaft.....	8711
		Pump Seal Kit; W/Two-Raised Mounting Pads.....	7918	Stg. Gear Complete Rebuilding Kit.....	7857
		Pump Drive Shaft Seal Kit; W/One-Raised Mounting Pads.....	8711	Stg. Gear Major Seal Kit.....	7859
				Stg. Gear Input Shaft Seal Kit.....	7095
				Stg. Gear Complete Pitman Shaft Seal Kit.....	8766
				Stg. Gear Lower Pitman Shaft Seal Kit.....	7856
KIT NUMERICAL	1963-1962		V-8 425 ENG.		
	V-6 198 ENG.; V-8 215 ENG.		Pump Seal Kit; W/5/8" P.S. Pump Shaft.....		8754
		Pump Complete Rebuilding Kit; W/Two-Raised Mounting Pads.....	7910	Pump Drive Shaft Seal Kit; W/5/8" P.S. Pump Shaft.....	8709
		Pump Seal Kit; W/One-Raised Mounting Pads.....	8755	Pump Drive Shaft Seal Kit; W/9/16" P.S. Pump Shaft.....	8711
		Pump Seal Kit; W/Two-Raised Mounting Pads.....	7918	Stg. Gear Complete Rebuilding Kit.....	7857
		Pump Drive Shaft Seal Kit; W/One-Raised Mounting Pads.....	8711	Stg. Gear Major Seal Kit.....	7859
				Stg. Gear Input Shaft Seal Kit.....	7095
				Stg. Gear Complete Pitman Shaft Seal Kit.....	8766
				Stg. Gear Lower Pitman Shaft Seal Kit.....	7856
ILLUSTRATIONS	1963-1962		V-8 425 ENG.		
	V-6 198 ENG.; V-8 215 ENG.		Pump Seal Kit; W/5/8" P.S. Pump Shaft.....		8754
		Pump Complete Rebuilding Kit; W/Two-Raised Mounting Pads.....	7910	Pump Drive Shaft Seal Kit; W/5/8" P.S. Pump Shaft.....	8709
		Pump Seal Kit; W/One-Raised Mounting Pads.....	8755	Pump Drive Shaft Seal Kit; W/9/16" P.S. Pump Shaft.....	8711
		Pump Seal Kit; W/Two-Raised Mounting Pads.....	7918	Stg. Gear Complete Rebuilding Kit.....	7857
		Pump Drive Shaft Seal Kit; W/One-Raised Mounting Pads.....	8711	Stg. Gear Major Seal Kit.....	7859
				Stg. Gear Input Shaft Seal Kit.....	7095
				Stg. Gear Complete Pitman Shaft Seal Kit.....	8766
				Stg. Gear Lower Pitman Shaft Seal Kit.....	7856

☆ See Pages A14 - A15 For Pump or Gear Identification.

⊗ Packaged one bushing per box, order as required.

Power Steering Repair Kits for Passenger Cars and Light Trucks

Application	Kit No.	Application	Kit No.
BUICK - Continued		CADILLAC - Continued	
WILDCAT - Continued		BROUGHAM - Continued	
1964		1990 - Continued	
V-8 401 ENG.		V-8 5.0 L ENG.; V-8 5.7 L ENG. - Continued	
Pump Seal Kit.....	8754	Stg. Gear Lower Pitman Shaft Seal Kit.....	7856
Pump Drive Shaft Seal Kit.....	8709	1989-1987	
Stg. Gear Complete Rebuilding Kit.....	7857	V-8 5.0 L ENG.	
Stg. Gear Major Seal Kit.....	7860	Pump Complete Rebuilding Kit.....	7910
Stg. Gear Input Shaft Seal Kit.....	7095	Pump Seal Kit.....	7918
Stg. Gear Complete Pitman Shaft Seal Kit.....	8766	Pump Drive Shaft Seal Kit.....	8709
Stg. Gear Lower Pitman Shaft Seal Kit.....	7856	Stg. Gear Complete Rebuilding Kit.....	8522
V-8 425 ENG.		Stg. Gear Major Seal Kit.....	8521
Pump Seal Kit.....	8754	Stg. Gear Input Shaft Seal Kit.....	8525
Pump Drive Shaft Seal Kit.....	8709	Stg. Gear Complete Pitman Shaft Seal Kit.....	8766
Stg. Gear Complete Rebuilding Kit.....	7857	Stg. Gear Lower Pitman Shaft Seal Kit.....	7856
Stg. Gear Major Seal Kit.....	7859	CALAIS	
Stg. Gear Input Shaft Seal Kit.....	7095	1976-1975	
Stg. Gear Complete Pitman Shaft Seal Kit.....	8766	V-8 500 ENG.	
Stg. Gear Lower Pitman Shaft Seal Kit.....	7856	Pump Complete Rebuilding Kit.....	7910
CADILLAC		Pump Seal Kit.....	7918
ALLANTE		Pump Drive Shaft Seal Kit.....	8709
1993		Stg. Gear Complete Rebuilding Kit.....	7857
V-8 4.6 L ENG.		Stg. Gear Major Seal Kit.....	7859
Pump Complete Rebuilding Kit.....	8561	Stg. Gear Input Shaft Seal Kit.....	7095
Pump Seal Kit.....	8554	Stg. Gear Complete Pitman Shaft Seal Kit.....	8766
Pump Drive Shaft Seal Kit.....	8712	Stg. Gear Lower Pitman Shaft Seal Kit.....	7856
Rack & Pinion Seal Kit.....	8816	1974-1968	
Rack & Pinion Upper Pinion Bearing Kit.....	8571	V-8 472 ENG.	
Rack & Pinion Lower Pinion Bearing Kit.....	8572	Pump Complete Rebuilding Kit.....	7910
1992-1991		Pump Seal Kit.....	7918
V-8 4.5 L ENG.		Pump Drive Shaft Seal Kit.....	8709
Pump Seal Kit.....	8624	Stg. Gear Complete Rebuilding Kit.....	7857
Pump Drive Shaft Seal Kit.....	8709	Stg. Gear Major Seal Kit.....	7859
Rack & Pinion Seal Kit; W/Almm. Valve Housing.....	8580	Stg. Gear Input Shaft Seal Kit.....	7095
Rack & Pinion Upper Pinion Bearing Kit.....	8571	Stg. Gear Complete Pitman Shaft Seal Kit.....	8766
Rack & Pinion Lower Pinion Bearing Kit.....	8572	Stg. Gear Lower Pitman Shaft Seal Kit.....	7856
1990-1989		1967-1965	
V-8 4.5 L ENG.		V-8 429 ENG.	
Pump Complete Rebuilding Kit.....	8561	Pump Complete Rebuilding Kit; W/Two-Raised Mounting Pads.....	7910
Pump Seal Kit.....	8554	Pump Seal Kit; W/One-Raised Mounting Pads.....	8755
Pump Drive Shaft Seal Kit.....	8712	Pump Seal Kit; W/Two-Raised Mounting Pads.....	7918
Rack & Pinion Seal Kit; W/Almm. Valve Housing.....	8580	Pump Drive Shaft Seal Kit; W/One-Raised Mounting Pads.....	8711
Rack & Pinion Upper Pinion Bearing Kit.....	8571	Pump Drive Shaft Seal Kit; W/Two-Raised Mounting Pads.....	8709
Rack & Pinion Lower Pinion Bearing Kit.....	8572	Stg. Gear Complete Rebuilding Kit.....	7857
1988-1987		Stg. Gear Major Seal Kit.....	7859
V-8 4.1 L ENG.		Stg. Gear Input Shaft Seal Kit.....	7095
Pump Complete Rebuilding Kit.....	8561	Stg. Gear Complete Pitman Shaft Seal Kit.....	8766
Pump Seal Kit.....	8554	Stg. Gear Lower Pitman Shaft Seal Kit.....	7856
Pump Drive Shaft Seal Kit.....	8712	CIMARRON	
Rack & Pinion Seal Kit; W/Almm. Valve Housing.....	8580	1988-1987	
Rack & Pinion Upper Pinion Bearing Kit.....	8571	V-6 2.8 L ENG.	
Rack & Pinion Lower Pinion Bearing Kit.....	8572	Pump Complete Rebuilding Kit.....	8561
BROUGHAM		Pump Seal Kit.....	8554
1992-1991		Pump Drive Shaft Seal Kit.....	8712
V-8 5.0 L ENG.; V-8 5.7 L ENG.		Rack & Pinion Upper Pinion Bearing Kit.....	8571
Pump Complete Rebuilding Kit; W/O Electronic Variable Assist.....	7910	Rack & Pinion Lower Pinion Bearing Kit.....	8572
Pump Seal Kit; W/Electronic Variable Assist.....	8812	1986-1985	
Pump Seal Kit; W/O Electronic Variable Assist.....	7918	4-CYL. 2.0 L ENG.; V-6 2.8 L ENG.	
Pump Drive Shaft Seal Kit.....	8709	Pump Complete Rebuilding Kit.....	8561
Stg. Gear Complete Rebuilding Kit.....	8522	Pump Seal Kit.....	8554
Stg. Gear Major Seal Kit.....	8521	Pump Drive Shaft Seal Kit.....	8712
Stg. Gear Input Shaft Seal Kit.....	8525	Rack & Pinion Seal Kit.....	8582
Stg. Gear Complete Pitman Shaft Seal Kit.....	8766	Rack & Pinion Upper Pinion Bearing Kit.....	8571
Stg. Gear Lower Pitman Shaft Seal Kit.....	7856	Rack & Pinion Lower Pinion Bearing Kit.....	8572
1990		1984-1983	
V-8 5.0 L ENG.; V-8 5.7 L ENG.		4-CYL. 2.0 L ENG.	
Pump Complete Rebuilding Kit.....	7910	Pump Complete Rebuilding Kit.....	8630
Pump Seal Kit.....	7918	Pump Seal Kit.....	8631
Pump Drive Shaft Seal Kit.....	8709	Pump Drive Shaft Seal Kit.....	8709
Stg. Gear Complete Rebuilding Kit.....	8522	Rack & Pinion Seal Kit; W/H.D. Suspension.....	8582
Stg. Gear Major Seal Kit.....	8521	Rack & Pinion Seal Kit; W/O H.D. Suspension.....	8581
Stg. Gear Input Shaft Seal Kit.....	8525	Rack & Pinion Upper Pinion Bearing Kit.....	8571
Stg. Gear Complete Pitman Shaft Seal Kit.....	8766	Rack & Pinion Lower Pinion Bearing Kit.....	8572

☆ See Pages A14 - A15 For Pump or Gear Identification.

☉ Packaged one bushing per box, order as required.

SYSTEM PUMP & GEAR IDENT.

SYSTEM & COMPONENT IDENT.

PASS. CARS

LIGHT TRUCKS

MEDIUM/HEAVY TRUCKS

BUSES

HOSE NUMERICAL

REPAIR KITS

KIT NUMERICAL

ILLUSTRATIONS

Power Steering Repair Kits for Passenger Cars and Light Trucks

	Application	Kit No.	Application	Kit No.		
SYSTEM PUMP & GEAR IDENT.	CADILLAC - Continued		CADILLAC - Continued			
	CIMARRON - Continued		DEVILLE - Continued			
	1982		1984-1983 - Continued			
	4-CYL. 1.8 L ENG.		V-8 4.1 L ENG.; V-8 5.7 L DIESEL ENG. - Continued			
		Pump Complete Rebuilding Kit.....	8630	Stg. Gear Major Seal Kit.....	8521	
		Pump Seal Kit.....	8631	Stg. Gear Input Shaft Seal Kit.....	8525	
		Pump Drive Shaft Seal Kit.....	8709	Stg. Gear Complete Pitman Shaft Seal Kit.....	8766	
		Rack & Pinion Seal Kit; W/H.D. Suspension.....	8582	Stg. Gear Lower Pitman Shaft Seal Kit.....	7856	
		Rack & Pinion Seal Kit; W/O H.D. Suspension.....	8581			
		Rack & Pinion Upper Pinion Bearing Kit.....	8571			
	Rack & Pinion Lower Pinion Bearing Kit.....	8572				
SYSTEM & COMPONENT IDENT.	DEVILLE		1982			
	1995		V-6 4.1 L ENG.; V-8 4.1 L ENG.; V-8 5.7 L DIESEL ENG.			
	V-8 4.6 L ENG.		Pump Complete Rebuilding Kit.....			
		Pump Complete Rebuilding Kit.....	8900	7910		
		Pump Seal Kit.....	8794	7918		
		Rack & Pinion Seal Kit.....	8816	8709		
		Pump Drive Shaft Seal Kit.....	8709	8522		
		Pump Drive Shaft Seal Kit.....	8709	8521		
		Rack & Pinion Seal Kit.....	8816	8525		
		Rack & Pinion Seal Kit.....	8816	8766		
PASS. CARS	V-8 4.9 L ENG.		Stg. Gear Lower Pitman Shaft Seal Kit.....			
		Pump Complete Rebuilding Kit.....	8900	7856		
		Pump Seal Kit.....	8624			
		Pump Drive Shaft Seal Kit.....	8709			
		Rack & Pinion Seal Kit.....	8816			
	LIGHT TRUCKS	1994		1981-1980		
		V-8 4.6 L ENG.		V-6 4.1 L ENG.; V-8 5.7 L DIESEL ENG.; V-8 6.0 L ENG.		
			Pump Seal Kit.....	8794	Pump Complete Rebuilding Kit.....	7910
			Rack & Pinion Seal Kit.....	8816	Pump Seal Kit.....	7918
			Pump Drive Shaft Seal Kit.....	8709	Pump Drive Shaft Seal Kit.....	8709
		Rack & Pinion Seal Kit.....	8816	Stg. Gear Complete Rebuilding Kit.....	8522	
		Pump Seal Kit.....	8624	Stg. Gear Major Seal Kit.....	8521	
		Pump Drive Shaft Seal Kit.....	8709	Stg. Gear Input Shaft Seal Kit.....	8525	
		Rack & Pinion Seal Kit.....	8816	Stg. Gear Complete Pitman Shaft Seal Kit.....	8766	
		Rack & Pinion Seal Kit.....	8816	Stg. Gear Lower Pitman Shaft Seal Kit.....	7856	
MEDIUM/HEAVY TRUCKS	1993-1991		1979			
	V-8 4.9 L ENG.		V-8 350 DIESEL ENG.; V-8 425 ENG.			
		Pump Seal Kit.....	8624	Pump Complete Rebuilding Kit.....	7910	
		Pump Drive Shaft Seal Kit.....	8709	Pump Seal Kit.....	7918	
		Rack & Pinion Seal Kit; W/Almm. Valve Housing.....	8580	Pump Drive Shaft Seal Kit.....	8709	
		Rack & Pinion Upper Pinion Bearing Kit.....	8571	Stg. Gear Complete Rebuilding Kit.....	8522	
		Rack & Pinion Lower Pinion Bearing Kit.....	8572	Stg. Gear Major Seal Kit.....	8521	
				Stg. Gear Input Shaft Seal Kit.....	8525	
				Stg. Gear Complete Pitman Shaft Seal Kit.....	8766	
				Stg. Gear Lower Pitman Shaft Seal Kit.....	7856	
BUSES	1990-1988		1978-1977			
	V-8 4.5 L ENG.		V-8 425 ENG.			
		Pump Complete Rebuilding Kit.....	8561	Pump Complete Rebuilding Kit.....	7910	
		Pump Seal Kit.....	8554	Pump Seal Kit.....	7918	
		Pump Drive Shaft Seal Kit.....	8712	Pump Drive Shaft Seal Kit.....	8709	
		Rack & Pinion Seal Kit; W/Almm. Valve Housing.....	8580	Stg. Gear Complete Rebuilding Kit.....	7858	
		Rack & Pinion Upper Pinion Bearing Kit.....	8571	Stg. Gear Major Seal Kit.....	7860	
		Rack & Pinion Lower Pinion Bearing Kit.....	8572	Stg. Gear Input Shaft Seal Kit.....	7095	
				Stg. Gear Complete Pitman Shaft Seal Kit.....	8766	
				Stg. Gear Lower Pitman Shaft Seal Kit.....	7856	
HOSE NUMERICAL	1987-1986		1976-1975			
	V-8 4.1 L ENG.		V-8 500 ENG.			
		Pump Complete Rebuilding Kit.....	8561	Pump Complete Rebuilding Kit.....	7910	
		Pump Seal Kit.....	8554	Pump Seal Kit.....	7918	
		Pump Drive Shaft Seal Kit.....	8712	Pump Drive Shaft Seal Kit.....	8709	
		Rack & Pinion Seal Kit; W/Almm. Valve Housing.....	8580	Stg. Gear Complete Rebuilding Kit.....	7857	
		Rack & Pinion Upper Pinion Bearing Kit.....	8571	Stg. Gear Major Seal Kit.....	7859	
		Rack & Pinion Lower Pinion Bearing Kit.....	8572	Stg. Gear Input Shaft Seal Kit.....	7095	
				Stg. Gear Complete Pitman Shaft Seal Kit.....	8766	
				Stg. Gear Lower Pitman Shaft Seal Kit.....	7856	
REPAIR KITS	1985		1974-1968			
	V-6 4.3 L DIESEL ENG.		V-8 472 ENG.			
		Pump Complete Rebuilding Kit.....	8561	Pump Complete Rebuilding Kit.....	7910	
		Pump Seal Kit.....	8554	Pump Seal Kit.....	7918	
		Pump Drive Shaft Seal Kit.....	8712	Pump Drive Shaft Seal Kit.....	8709	
		Rack & Pinion Seal Kit; W/Almm. Valve Housing.....	8580	Stg. Gear Complete Rebuilding Kit.....	7857	
		Rack & Pinion Upper Pinion Bearing Kit.....	8571	Stg. Gear Major Seal Kit.....	7859	
		Rack & Pinion Lower Pinion Bearing Kit.....	8572	Stg. Gear Input Shaft Seal Kit.....	7095	
				Stg. Gear Complete Pitman Shaft Seal Kit.....	8766	
				Stg. Gear Lower Pitman Shaft Seal Kit.....	7856	
KIT NUMERICAL	1984-1983		1967-1965			
	V-8 4.1 L ENG.		V-8 429 ENG.			
		Pump Complete Rebuilding Kit.....	7910	Pump Complete Rebuilding Kit; W/Two-Raised Mounting Pads.....	7910	
		Pump Seal Kit.....	7918	Pump Seal Kit; W/One-Raised Mounting Pads.....	8755	
		Pump Drive Shaft Seal Kit.....	8709	Pump Seal Kit; W/Two-Raised Mounting Pads.....	7918	
		Rack & Pinion Seal Kit; W/Almm. Valve Housing.....	8580	Pump Drive Shaft Seal Kit; W/One-Raised Mounting Pads.....	8711	
		Rack & Pinion Upper Pinion Bearing Kit.....	8571	Pump Drive Shaft Seal Kit; W/Two-Raised Mounting Pads.....	8709	
		Rack & Pinion Lower Pinion Bearing Kit.....	8572	Stg. Gear Complete Rebuilding Kit.....	7857	
ILLUSTRATIONS	1984-1983		1967-1965			
	V-8 4.1 L ENG.; V-8 5.7 L DIESEL ENG.		V-8 429 ENG.			
		Pump Complete Rebuilding Kit.....	7910	Pump Complete Rebuilding Kit; W/Two-Raised Mounting Pads.....	7910	
		Pump Seal Kit.....	7918	Pump Seal Kit; W/One-Raised Mounting Pads.....	8755	
		Pump Drive Shaft Seal Kit.....	8709	Pump Seal Kit; W/Two-Raised Mounting Pads.....	7918	
		Stg. Gear Complete Rebuilding Kit.....	8522	Pump Drive Shaft Seal Kit; W/One-Raised Mounting Pads.....	8711	
				Pump Drive Shaft Seal Kit; W/Two-Raised Mounting Pads.....	8709	
				Stg. Gear Complete Rebuilding Kit.....	7857	

☆ See Pages A14 - A15 For Pump or Gear Identification.

⊗ Packaged one bushing per box, order as required.

Power Steering Repair Kits for Passenger Cars and Light Trucks

Application	Kit No.	Application	Kit No.
CADILLAC - Continued		CADILLAC - Continued	
DEVILLE - Continued		ELDORADO - Continued	
1967-1965 - Continued		1982 - Continued	
V-8 429 ENG. - Continued		V-6 4.1 L ENG.; V-8 5.7 L DIESEL ENG. - Continued	
Stg. Gear Major Seal Kit.....	7859	Pump Drive Shaft Seal Kit.....	8709
Stg. Gear Input Shaft Seal Kit.....	7095	Stg. Gear Complete Rebuilding Kit.....	8522
Stg. Gear Complete Pitman Shaft Seal Kit.....	8766	Stg. Gear Major Seal Kit.....	8521
Stg. Gear Lower Pitman Shaft Seal Kit.....	7856	Stg. Gear Input Shaft Seal Kit.....	8525
		Stg. Gear Complete Pitman Shaft Seal Kit.....	8766
		Stg. Gear Lower Pitman Shaft Seal Kit.....	7856
ELDORADO		V-8 4.1 L ENG.	
1995-1994		Pump Complete Rebuilding Kit.....	
V-8 4.6 L ENG.		Pump Seal Kit.....	8630
Pump Complete Rebuilding Kit.....	8900	Pump Drive Shaft Seal Kit.....	8709
Pump Seal Kit.....	8794	Stg. Gear Complete Rebuilding Kit.....	8522
Rack & Pinion Seal Kit.....	8816	Stg. Gear Major Seal Kit.....	8521
		Stg. Gear Input Shaft Seal Kit.....	8525
		Stg. Gear Complete Pitman Shaft Seal Kit.....	8766
		Stg. Gear Lower Pitman Shaft Seal Kit.....	7856
1993		1981	
V-8 4.6 L ENG.		V-6 4.1 L ENG.; V-8 5.7 L DIESEL ENG.; V-8 6.0 L ENG.	
Pump Complete Rebuilding Kit.....	8561	Pump Complete Rebuilding Kit.....	7910
Pump Seal Kit.....	8554	Pump Seal Kit.....	7918
Pump Drive Shaft Seal Kit.....	8712	Pump Drive Shaft Seal Kit.....	8709
Rack & Pinion Seal Kit.....	8816	Stg. Gear Complete Rebuilding Kit.....	8522
Rack & Pinion Upper Pinion Bearing Kit.....	8571	Stg. Gear Major Seal Kit.....	8521
Rack & Pinion Lower Pinion Bearing Kit.....	8572	Stg. Gear Input Shaft Seal Kit.....	8525
		Stg. Gear Complete Pitman Shaft Seal Kit.....	8766
		Stg. Gear Lower Pinion Shaft Seal Kit.....	7856
V-8 4.9 L ENG.		1980	
Pump Seal Kit.....	8624	V-8 5.7 L ENG.; V-8 5.7 L DIESEL ENG.; V-8 6.0 L ENG.	
Pump Drive Shaft Seal Kit.....	8709	Pump Complete Rebuilding Kit.....	7910
Rack & Pinion Seal Kit.....	8816	Pump Seal Kit.....	7918
Rack & Pinion Upper Pinion Bearing Kit.....	8571	Pump Drive Shaft Seal Kit.....	8709
Rack & Pinion Lower Pinion Bearing Kit.....	8572	Stg. Gear Complete Rebuilding Kit.....	8522
		Stg. Gear Major Seal Kit.....	8521
		Stg. Gear Input Shaft Seal Kit.....	8525
		Stg. Gear Complete Pitman Shaft Seal Kit.....	8766
		Stg. Gear Lower Pinion Shaft Seal Kit.....	7856
1992-1991		1980	
V-8 4.9 L ENG.		V-8 5.7 L ENG.; V-8 5.7 L DIESEL ENG.; V-8 6.0 L ENG.	
Pump Seal Kit.....	8624	Pump Complete Rebuilding Kit.....	7910
Pump Drive Shaft Seal Kit.....	8709	Pump Seal Kit.....	7918
Rack & Pinion Seal Kit; W/Almm. Valve Housing.....	8580	Pump Drive Shaft Seal Kit.....	8709
Rack & Pinion Upper Pinion Bearing Kit.....	8571	Stg. Gear Complete Rebuilding Kit.....	8522
Rack & Pinion Lower Pinion Bearing Kit.....	8572	Stg. Gear Major Seal Kit.....	8521
		Stg. Gear Input Shaft Seal Kit.....	8525
		Stg. Gear Complete Pitman Shaft Seal Kit.....	8766
		Stg. Gear Lower Pinion Shaft Seal Kit.....	7856
1990-1988		1979	
V-8 4.5 L ENG.		V-8 350 ENG.; V-8 350 DIESEL ENG.	
Pump Complete Rebuilding Kit.....	8561	Pump Complete Rebuilding Kit.....	7910
Pump Seal Kit.....	8554	Pump Seal Kit.....	7918
Pump Drive Shaft Seal Kit.....	8712	Pump Drive Shaft Seal Kit.....	8709
Rack & Pinion Seal Kit; W/Almm. Valve Housing.....	8580	Stg. Gear Complete Rebuilding Kit.....	8522
Rack & Pinion Upper Pinion Bearing Kit.....	8571	Stg. Gear Major Seal Kit.....	8521
Rack & Pinion Lower Pinion Bearing Kit.....	8572	Stg. Gear Input Shaft Seal Kit.....	8525
		Stg. Gear Complete Pitman Shaft Seal Kit.....	8766
		Stg. Gear Lower Pinion Shaft Seal Kit.....	7856
1987-1986		1978-1977	
V-8 4.1 L ENG.		V-8 425 ENG.	
Pump Complete Rebuilding Kit.....	8561	Pump Complete Rebuilding Kit.....	7910
Pump Seal Kit.....	8554	Pump Seal Kit.....	7918
Pump Drive Shaft Seal Kit.....	8712	Pump Drive Shaft Seal Kit.....	8709
Rack & Pinion Seal Kit; W/Almm. Valve Housing.....	8580	Stg. Gear Complete Rebuilding Kit.....	7857
Rack & Pinion Upper Pinion Bearing Kit.....	8571	Stg. Gear Major Seal Kit.....	7859
Rack & Pinion Lower Pinion Bearing Kit.....	8572	Stg. Gear Input Shaft Seal Kit.....	7095
		Stg. Gear Complete Pitman Shaft Seal Kit.....	8766
		Stg. Gear Lower Pinion Shaft Seal Kit.....	7856
1985-1983		1976-1970	
V-8 4.1 L ENG.		V-8 500 ENG.	
Pump Complete Rebuilding Kit.....	8630	Pump Complete Rebuilding Kit.....	7910
Pump Seal Kit.....	8631	Pump Seal Kit.....	7918
Pump Drive Shaft Seal Kit.....	8709	Pump Drive Shaft Seal Kit.....	8709
Stg. Gear Complete Rebuilding Kit.....	8522	Stg. Gear Complete Rebuilding Kit.....	7857
Stg. Gear Major Seal Kit.....	8521	Stg. Gear Major Seal Kit.....	7859
Stg. Gear Input Shaft Seal Kit.....	8525	Stg. Gear Input Shaft Seal Kit.....	7095
Stg. Gear Complete Pitman Shaft Seal Kit.....	8766	Stg. Gear Complete Pitman Shaft Seal Kit.....	8766
Stg. Gear Lower Pitman Shaft Seal Kit.....	7856	Stg. Gear Lower Pitman Shaft Seal Kit.....	7856
V-8 5.7 L DIESEL ENG.		1969-1968	
Pump Complete Rebuilding Kit.....	7910	V-8 472 ENG.	
Pump Seal Kit.....	7918	Pump Complete Rebuilding Kit.....	7910
Pump Drive Shaft Seal Kit.....	8709	Pump Seal Kit.....	7918
Stg. Gear Complete Rebuilding Kit.....	8522	Pump Drive Shaft Seal Kit.....	8709
Stg. Gear Major Seal Kit.....	8521	Stg. Gear Complete Rebuilding Kit.....	7857
Stg. Gear Input Shaft Seal Kit.....	8525	Stg. Gear Major Seal Kit.....	7859
Stg. Gear Complete Pitman Shaft Seal Kit.....	8766	Stg. Gear Input Shaft Seal Kit.....	7095
Stg. Gear Lower Pitman Shaft Seal Kit.....	7856	Stg. Gear Complete Pitman Shaft Seal Kit.....	8766
		Stg. Gear Lower Pitman Shaft Seal Kit.....	7856
1982		1982	
V-6 4.1 L ENG.; V-8 5.7 L DIESEL ENG.		V-6 4.1 L ENG.; V-8 5.7 L DIESEL ENG.	
Pump Complete Rebuilding Kit.....	7910	Pump Complete Rebuilding Kit.....	7910
Pump Seal Kit.....	7918	Pump Seal Kit.....	7918

☆ See Pages A14 - A15 For Pump or Gear Identification.

⊗ Packaged one bushing per box, order as required.

SYSTEM PUMP & GEAR IDENT.

SYSTEM & COMPONENT IDENT.

PASS. CARS

LIGHT TRUCKS

MEDIUM/HEAVY TRUCKS

BUSES

HOSE NUMERICAL

REPAIR KITS

KIT NUMERICAL

ILLUSTRATIONS

Power Steering Repair Kits for Passenger Cars and Light Trucks

	Application	Kit No.	Application	Kit No.	
SYSTEM PUMP & GEAR IDENT.	CADILLAC - Continued		CADILLAC - Continued		
	ELDORADO - Continued		FLEETWOOD - Continued		
	1969-1968 - Continued		1992-1991 - Continued		
	V-8 472 ENG. - Continued		V-8 4.9 L ENG. - Continued		
		Stg. Gear Input Shaft Seal Kit.....	7095	Pump Seal Kit; W/FWD.....	8624
		Stg. Gear Complete Pitman Shaft Seal Kit.....	8766	Pump Seal Kit; W/RWD; W/Electronic Variable Assist.....	8812
		Stg. Gear Lower Pitman Shaft Seal Kit.....	7856	Pump Seal Kit; W/RWD; W/O Electronic Variable Assist.....	7918
				Pump Drive Shaft Seal Kit.....	8709
		1967-1964		Stg. Gear Complete Rebuilding Kit; W/RWD.....	8522
		V-8 429 ENG.		Stg. Gear Major Seal Kit; W/RWD.....	8521
		Pump Complete Rebuilding Kit; W/Two-Raised Mounting Pads.....	7910	Stg. Gear Input Shaft Seal Kit; W/RWD.....	8525
		Pump Seal Kit; W/One-Raised Mounting Pads.....	8755	Stg. Gear Complete Pitman Shaft Seal Kit; W/RWD.....	8766
		Pump Seal Kit; W/Two-Raised Mounting Pads.....	7918	Stg. Gear Lower Pitman Shaft Seal Kit; W/RWD.....	7856
		Pump Drive Shaft Seal Kit; W/One-Raised Mounting Pads.....	8711	Rack & Pinion Seal Kit; W/FWD; W/Almm. Valve Housing.....	8580
		Pump Drive Shaft Seal Kit; W/Two-Raised Mounting Pads.....	8709	Rack & Pinion Upper Pinion Bearing Kit; W/FWD.....	8571
	Stg. Gear Complete Rebuilding Kit.....	7857	Rack & Pinion Lower Pinion Bearing Kit; W/FWD.....	8572	
	Stg. Gear Major Seal Kit.....	7859			
	Stg. Gear Input Shaft Seal Kit.....	7095			
	Stg. Gear Complete Pitman Shaft Seal Kit.....	8766			
	Stg. Gear Lower Pitman Shaft Seal Kit.....	7856			
	1963		1990-1989		
	V-8 390 ENG.		V-8 4.5 L ENG.		
	Pump Complete Rebuilding Kit; W/Two-Raised Mounting Pads.....	7910	Pump Complete Rebuilding Kit; W/FWD.....	8561	
	Pump Seal Kit; W/One-Raised Mounting Pads.....	8755	Pump Complete Rebuilding Kit; W/RWD.....	7910	
	Pump Seal Kit; W/Two-Raised Mounting Pads.....	7918	Pump Seal Kit; W/FWD.....	8624	
	Pump Drive Shaft Seal Kit; W/One-Raised Mounting Pads.....	8711	Pump Seal Kit; W/RWD.....	7918	
	Pump Drive Shaft Seal Kit; W/Two-Raised Mounting Pads.....	8709	Pump Drive Shaft Seal Kit.....	8709	
	Stg. Gear Complete Rebuilding Kit.....	7857	Stg. Gear Complete Rebuilding Kit; W/RWD.....	8522	
	Stg. Gear Major Seal Kit.....	7859	Stg. Gear Major Seal Kit; W/RWD.....	8521	
	Stg. Gear Input Shaft Seal Kit.....	7095	Stg. Gear Input Shaft Seal Kit; W/RWD.....	8525	
	Stg. Gear Complete Pitman Shaft Seal Kit.....	8766	Stg. Gear Complete Pitman Shaft Seal Kit; W/RWD.....	8766	
	Stg. Gear Lower Pitman Shaft Seal Kit.....	7856	Stg. Gear Lower Pitman Shaft Seal Kit; W/RWD.....	7856	
			Rack & Pinion Seal Kit; W/FWD; W/Almm. Valve Housing.....	8580	
			Rack & Pinion Upper Pinion Bearing Kit; W/FWD.....	8571	
			Rack & Pinion Lower Pinion Bearing Kit; W/FWD.....	8572	
	1962-1959		1988		
	V-8 390 ENG.		V-8 4.5 L ENG.		
	Pump Seal Kit.....	8754	Pump Complete Rebuilding Kit.....	8561	
	Pump Drive Shaft Seal Kit.....	8709	Pump Seal Kit.....	8554	
	Stg. Gear Complete Rebuilding Kit.....	7857	Rack & Pinion Seal Kit; W/Almm. Valve Housing.....	8580	
	Stg. Gear Major Seal Kit.....	7859	Rack & Pinion Upper Pinion Bearing Kit.....	8571	
	Stg. Gear Input Shaft Seal Kit.....	7095	Rack & Pinion Lower Pinion Bearing Kit.....	8572	
	Stg. Gear Complete Pitman Shaft Seal Kit.....	8766			
	Stg. Gear Lower Pitman Shaft Seal Kit.....	7856			
	1958		1987		
	V-8 365 ENG.		V-8 4.1 L ENG.		
	Stg. Gear Input Shaft Seal Kit.....	7095	Pump Complete Rebuilding Kit.....	8561	
			Pump Seal Kit.....	8554	
	FLEETWOOD		Rack & Pinion Seal Kit; W/Almm. Valve Housing.....	8580	
	1995-1994		Rack & Pinion Upper Pinion Bearing Kit.....	8571	
	V-8 5.7 L ENG.		Rack & Pinion Lower Pinion Bearing Kit.....	8572	
	Pump Complete Rebuilding Kit; W/O Electronic Variable Assist.....	8630			
	Pump Seal Kit; W/Electronic Variable Assist.....	8813			
	Pump Seal Kit; W/O Electronic Variable Assist.....	8631			
	Pump Drive Shaft Seal Kit.....	8709			
	Stg. Gear Complete Rebuilding Kit.....	8522			
	Stg. Gear Major Seal Kit.....	8521			
	Stg. Gear Input Shaft Seal Kit.....	8525			
	Stg. Gear Complete Pitman Shaft Seal Kit.....	8766			
	Stg. Gear Lower Pitman Shaft Seal Kit.....	7856			
	1993				
	V-8 5.7 L ENG.				
	Pump Complete Rebuilding Kit; W/RWD; W/O Electronic Variable Assist.....	7910			
	Pump Seal Kit; W/FWD.....	8624			
	Pump Seal Kit; W/RWD; W/Electronic Variable Assist.....	8812			
	Pump Seal Kit; W/RWD; W/O Electronic Variable Assist.....	7918			
	Pump Drive Shaft Seal Kit.....	8709			
	Stg. Gear Complete Rebuilding Kit; W/RWD.....	8522			
	Stg. Gear Major Seal Kit; W/RWD.....	8521			
	Stg. Gear Input Shaft Seal Kit; W/RWD.....	8525			
	Stg. Gear Complete Pitman Shaft Seal Kit; W/RWD.....	8766			
	Stg. Gear Lower Pitman Shaft Seal Kit; W/RWD.....	7856			
	Rack & Pinion Seal Kit; W/FWD; W/Almm. Valve Housing.....	8580			
	Rack & Pinion Upper Pinion Bearing Kit; W/FWD.....	8571			
	Rack & Pinion Lower Pinion Bearing Kit; W/FWD.....	8572			
	1992-1991				
	V-8 4.9 L ENG.				
	Pump Complete Rebuilding Kit; W/RWD; W/O Electronic Variable Assist.....	7910			

☆ See Pages A14 - A15 For Pump or Gear Identification.

⊗ Packaged one bushing per box, order as required.

Power Steering Repair Kits for Passenger Cars and Light Trucks

Application	Kit No.	Application	Kit No.
CADILLAC - Continued		CADILLAC - Continued	
FLEETWOOD - Continued		FLEETWOOD - Continued	
1985 - Continued		1981-1980	
V-8 4.1 L ENG. - Continued		V-6 4.1 L ENG.; V-8 5.7 L DIESEL ENG.; V-8 6.0 L ENG.	
Stg. Gear Major Seal Kit; W/RWD.....	8521	Pump Complete Rebuilding Kit.....	7910
Stg. Gear Input Shaft Seal Kit; W/RWD.....	8525	Pump Seal Kit.....	7918
Stg. Gear Complete Pitman Shaft Seal Kit; W/RWD.....	8766	Pump Drive Shaft Seal Kit.....	8709
Stg. Gear Lower Pitman Shaft Seal Kit; W/RWD.....	7856	Stg. Gear Complete Rebuilding Kit; W/Comm. Chassis; W/Limousine Pkg.....	8524
Rack & Pinion Seal Kit; W/Almm. Valve Housing; W/FWD.....	8580	Stg. Gear Complete Rebuilding Kit; W/O Comm. Chassis; W/O Limousine Pkg.....	8522
Rack & Pinion Upper Pinion Bearing Kit; W/FWD.....	8571	Stg. Gear Major Seal Kit; W/Comm. Chassis; W/Limousine Pkg.....	8523
Rack & Pinion Lower Pinion Bearing Kit; W/FWD.....	8572	Stg. Gear Major Seal Kit; W/O Comm. Chassis; W/O Limousine Pkg.....	8521
V-8 5.7 L DIESEL ENG.		Stg. Gear Input Shaft Seal Kit.....	8525
Pump Complete Rebuilding Kit.....	7910	Stg. Gear Complete Pitman Shaft Seal Kit.....	8766
Pump Seal Kit.....	7918	Stg. Gear Lower Pitman Shaft Seal Kit.....	7856
Pump Drive Shaft Seal Kit.....	8709		
Stg. Gear Complete Rebuilding Kit.....	8522	1979	
Stg. Gear Major Seal Kit.....	8521	V-8 350 DIESEL ENG.; V-8 425 ENG.	
Stg. Gear Input Shaft Seal Kit.....	8525	Pump Complete Rebuilding Kit.....	7910
Stg. Gear Complete Pitman Shaft Seal Kit.....	8766	Pump Seal Kit.....	7918
Stg. Gear Lower Pitman Shaft Seal Kit.....	7856	Pump Drive Shaft Seal Kit.....	8709
		Stg. Gear Complete Rebuilding Kit; W/Comm. Chassis; W/Limousine Pkg.....	7857
1984-1983		Stg. Gear Complete Rebuilding Kit; W/O Comm. Chassis; W/O Limousine Pkg.....	7858
V-8 4.1 L ENG.		Stg. Gear Major Seal Kit; W/Comm. Chassis; W/Limousine Pkg.....	7859
Pump Complete Rebuilding Kit.....	8630	Stg. Gear Major Seal Kit; W/O Comm. Chassis; W/O Limousine Pkg.....	7860
Pump Seal Kit.....	8631	Stg. Gear Input Shaft Seal Kit.....	7095
Pump Drive Shaft Seal Kit.....	8709	Stg. Gear Complete Pitman Shaft Seal Kit.....	8766
Stg. Gear Complete Rebuilding Kit.....	8522	Stg. Gear Lower Pitman Shaft Seal Kit.....	7856
Stg. Gear Major Seal Kit.....	8521		
Stg. Gear Input Shaft Seal Kit.....	8525	1978-1977	
Stg. Gear Complete Pitman Shaft Seal Kit.....	8766	V-8 425 ENG.	
Stg. Gear Lower Pitman Shaft Seal Kit.....	7856	Pump Complete Rebuilding Kit.....	7910
		Pump Seal Kit.....	7918
V-8 5.7 L DIESEL ENG.; V-8 6.0 L ENG.		Pump Drive Shaft Seal Kit.....	8709
Pump Complete Rebuilding Kit.....	7910	Stg. Gear Complete Rebuilding Kit; W/Comm. Chassis; W/Limousine Pkg.....	7857
Pump Seal Kit.....	7918	Stg. Gear Complete Rebuilding Kit; W/O Comm. Chassis; W/O Limousine Pkg.....	7858
Pump Drive Shaft Seal Kit.....	8709	Stg. Gear Major Seal Kit; W/Comm. Chassis; W/Limousine Pkg.....	7859
Stg. Gear Complete Rebuilding Kit; W/Comm. Chassis; W/Limousine Pkg.....	8524	Stg. Gear Major Seal Kit; W/O Comm. Chassis; W/O Limousine Pkg.....	7860
Stg. Gear Major Seal Kit; W/Comm. Chassis; W/Limousine Pkg.....	8523	Stg. Gear Input Shaft Seal Kit.....	7095
Stg. Gear Major Seal Kit; W/O Comm. Chassis; W/O Limousine Pkg.....	8521	Stg. Gear Complete Pitman Shaft Seal Kit.....	8766
Stg. Gear Input Shaft Seal Kit.....	8525	Stg. Gear Lower Pitman Shaft Seal Kit.....	7856
Stg. Gear Complete Pitman Shaft Seal Kit.....	8766		
Stg. Gear Lower Pitman Shaft Seal Kit.....	7856	1976-1975	
		V-8 500 ENG.	
1982		Pump Complete Rebuilding Kit.....	7910
V-6 4.1 L ENG.		Pump Seal Kit.....	7918
Pump Complete Rebuilding Kit.....	7910	Pump Drive Shaft Seal Kit.....	8709
Pump Seal Kit.....	7918	Stg. Gear Complete Rebuilding Kit.....	7857
Pump Drive Shaft Seal Kit.....	8709	Stg. Gear Major Seal Kit.....	7859
Stg. Gear Complete Rebuilding Kit.....	8522	Stg. Gear Input Shaft Seal Kit.....	7095
Stg. Gear Major Seal Kit.....	8521	Stg. Gear Complete Pitman Shaft Seal Kit.....	8766
Stg. Gear Input Shaft Seal Kit.....	8525	Stg. Gear Lower Pitman Shaft Seal Kit.....	7856
Stg. Gear Complete Pitman Shaft Seal Kit.....	8766		
Stg. Gear Lower Pitman Shaft Seal Kit.....	7856	1974-1968	
		V-8 472 ENG.	
V-8 4.1 L ENG.		Pump Complete Rebuilding Kit.....	7910
Pump Complete Rebuilding Kit.....	8630	Pump Seal Kit.....	7918
Pump Seal Kit.....	8631	Pump Drive Shaft Seal Kit.....	8709
Pump Drive Shaft Seal Kit.....	8709	Stg. Gear Complete Rebuilding Kit.....	7857
Stg. Gear Complete Rebuilding Kit.....	8522	Stg. Gear Major Seal Kit.....	7859
Stg. Gear Major Seal Kit.....	8521	Stg. Gear Input Shaft Seal Kit.....	7095
Stg. Gear Input Shaft Seal Kit.....	8525	Stg. Gear Complete Pitman Shaft Seal Kit.....	8766
Stg. Gear Complete Pitman Shaft Seal Kit.....	8766	Stg. Gear Lower Pitman Shaft Seal Kit.....	7856
Stg. Gear Lower Pitman Shaft Seal Kit.....	7856		
		FLEETWOOD 75	
V-8 5.7 L DIESEL ENG.; V-8 6.0 L ENG.		1967-1964	
Pump Complete Rebuilding Kit.....	7910	V-8 429 ENG.	
Pump Seal Kit.....	7918	Pump Complete Rebuilding Kit; W/Two-Raised Mounting Pads.....	7910
Pump Drive Shaft Seal Kit.....	8709	Pump Seal Kit; W/One-Raised Mounting Pads.....	8755
Stg. Gear Complete Rebuilding Kit; W/Comm. Chassis; W/Limousine Pkg.....	8524	Pump Seal Kit; W/Two-Raised Mounting Pads.....	7918
Stg. Gear Complete Rebuilding Kit; W/O Comm. Chassis; W/O Limousine Pkg.....	8522	Pump Drive Shaft Seal Kit; W/One-Raised Mounting Pads.....	8711
Stg. Gear Major Seal Kit; W/Comm. Chassis; W/Limousine Pkg.....	8523	Pump Drive Shaft Seal Kit; W/Two-Raised Mounting Pads.....	8709
Stg. Gear Major Seal Kit; W/O Comm. Chassis; W/O Limousine Pkg.....	8521	Stg. Gear Complete Rebuilding Kit.....	7857
Stg. Gear Input Shaft Seal Kit.....	8525	Stg. Gear Major Seal Kit.....	7859
Stg. Gear Complete Pitman Shaft Seal Kit.....	8766		
Stg. Gear Lower Pitman Shaft Seal Kit.....	7856		

☆ See Pages A14 - A15 For Pump or Gear Identification.

⊗ Packaged one bushing per box, order as required.

SYSTEM
PUMP &
GEAR
IDENT.

SYSTEM &
COM-
PONENT
IDENT.

PASS.
CARS

LIGHT
TRUCKS

MEDIUM/
HEAVY
TRUCKS

BUSES

HOSE
NUMER-
ICAL

REPAIR
KITS

KIT
NUMER-
ICAL

ILLUSTRATIONS

Power Steering Repair Kits for Passenger Cars and Light Trucks

	Application	Kit No.	Application	Kit No.
SYSTEM PUMP & GEAR IDENT.	CADILLAC - Continued		CADILLAC - Continued	
	FLEETWOOD 75 - Continued		SERIES 6200	
	1967-1964 - Continued		1964	
	V-8 429 ENG. - Continued		V-8 429 ENG.	
	Stg. Gear Input Shaft Seal Kit.....	7095	Pump Complete Rebuilding Kit; W/Two-Raised Mounting Pads.....	7910
	Stg. Gear Complete Pitman Shaft Seal Kit.....	8766	Pump Seal Kit; W/One-Raised Mounting Pads.....	8755
	Stg. Gear Lower Pitman Shaft Seal Kit.....	7856	Pump Seal Kit; W/Two-Raised Mounting Pads.....	7918
			Pump Drive Shaft Seal Kit; W/One-Raised Mounting Pads.....	8711
			Pump Drive Shaft Seal Kit; W/Two-Raised Mounting Pads.....	8709
			Stg. Gear Complete Rebuilding Kit.....	7857
			Stg. Gear Major Seal Kit.....	7859
			Stg. Gear Input Shaft Seal Kit.....	7095
			Stg. Gear Complete Pitman Shaft Seal Kit.....	8766
			Stg. Gear Lower Pitman Shaft Seal Kit.....	7856
			1963	
			V-8 390 ENG.	
	Pump Complete Rebuilding Kit; W/Two-Raised Mounting Pads.....	7910	Pump Complete Rebuilding Kit; W/Two-Raised Mounting Pads.....	7910
	Pump Seal Kit; W/One-Raised Mounting Pads.....	8755	Pump Seal Kit; W/One-Raised Mounting Pads.....	8755
	Pump Seal Kit; W/Two-Raised Mounting Pads.....	7918	Pump Seal Kit; W/Two-Raised Mounting Pads.....	7918
	Pump Drive Shaft Seal Kit; W/One-Raised Mounting Pads.....	8711	Pump Drive Shaft Seal Kit; W/One-Raised Mounting Pads.....	8711
	Pump Drive Shaft Seal Kit; W/Two-Raised Mounting Pads.....	8709	Pump Drive Shaft Seal Kit; W/Two-Raised Mounting Pads.....	8709
	Stg. Gear Complete Rebuilding Kit.....	7857	Stg. Gear Complete Rebuilding Kit.....	7857
	Stg. Gear Major Seal Kit.....	7859	Stg. Gear Major Seal Kit.....	7859
	Stg. Gear Input Shaft Seal Kit.....	7095	Stg. Gear Input Shaft Seal Kit.....	7095
	Stg. Gear Complete Pitman Shaft Seal Kit.....	8766	Stg. Gear Complete Pitman Shaft Seal Kit.....	8766
	Stg. Gear Lower Pitman Shaft Seal Kit.....	7856	Stg. Gear Lower Pitman Shaft Seal Kit.....	7856
			1962-1959	
			V-8 390 ENG.	
	Pump Seal Kit.....	8754	Pump Complete Rebuilding Kit; W/Two-Raised Mounting Pads.....	7910
	Pump Drive Shaft Seal Kit.....	8709	Pump Seal Kit; W/One-Raised Mounting Pads.....	8755
	Stg. Gear Complete Rebuilding Kit.....	7857	Pump Seal Kit; W/Two-Raised Mounting Pads.....	7918
	Stg. Gear Major Seal Kit.....	7859	Pump Drive Shaft Seal Kit; W/One-Raised Mounting Pads.....	8711
	Stg. Gear Input Shaft Seal Kit.....	7095	Pump Drive Shaft Seal Kit; W/Two-Raised Mounting Pads.....	8709
	Stg. Gear Complete Pitman Shaft Seal Kit.....	8766	Stg. Gear Complete Rebuilding Kit.....	7857
	Stg. Gear Lower Pitman Shaft Seal Kit.....	7856	Stg. Gear Major Seal Kit.....	7859
			Stg. Gear Input Shaft Seal Kit.....	7095
			Stg. Gear Complete Pitman Shaft Seal Kit.....	8766
			Stg. Gear Lower Pitman Shaft Seal Kit.....	7856
			1958	
			V-8 365 ENG.	
	Stg. Gear Input Shaft Seal Kit.....	7095	Stg. Gear Input Shaft Seal Kit.....	7095
			FLEETWOOD SIXTY SPECIAL	
			1967-1964	
			V-8 429 ENG.	
	Pump Complete Rebuilding Kit; W/Two-Raised Mounting Pads.....	7910	Pump Complete Rebuilding Kit; W/Two-Raised Mounting Pads.....	7910
	Pump Seal Kit; W/One-Raised Mounting Pads.....	8755	Pump Seal Kit; W/One-Raised Mounting Pads.....	8755
	Pump Seal Kit; W/Two-Raised Mounting Pads.....	7918	Pump Seal Kit; W/Two-Raised Mounting Pads.....	7918
	Pump Drive Shaft Seal Kit; W/One-Raised Mounting Pads.....	8711	Pump Drive Shaft Seal Kit; W/One-Raised Mounting Pads.....	8711
	Pump Drive Shaft Seal Kit; W/Two-Raised Mounting Pads.....	8709	Pump Drive Shaft Seal Kit; W/Two-Raised Mounting Pads.....	8709
	Stg. Gear Complete Rebuilding Kit.....	7857	Stg. Gear Complete Rebuilding Kit.....	7857
	Stg. Gear Major Seal Kit.....	7859	Stg. Gear Major Seal Kit.....	7859
	Stg. Gear Input Shaft Seal Kit.....	7095	Stg. Gear Input Shaft Seal Kit.....	7095
	Stg. Gear Complete Pitman Shaft Seal Kit.....	8766	Stg. Gear Complete Pitman Shaft Seal Kit.....	8766
	Stg. Gear Lower Pitman Shaft Seal Kit.....	7856	Stg. Gear Lower Pitman Shaft Seal Kit.....	7856
			1963	
			V-8 390 ENG.	
	Pump Complete Rebuilding Kit; W/Two-Raised Mounting Pads.....	7910	Pump Complete Rebuilding Kit; W/Two-Raised Mounting Pads.....	7910
	Pump Seal Kit; W/One-Raised Mounting Pads.....	8755	Pump Seal Kit; W/One-Raised Mounting Pads.....	8755
	Pump Seal Kit; W/Two-Raised Mounting Pads.....	7918	Pump Seal Kit; W/Two-Raised Mounting Pads.....	7918
	Pump Drive Shaft Seal Kit; W/One-Raised Mounting Pads.....	8711	Pump Drive Shaft Seal Kit; W/One-Raised Mounting Pads.....	8711
	Pump Drive Shaft Seal Kit; W/Two-Raised Mounting Pads.....	8709	Pump Drive Shaft Seal Kit; W/Two-Raised Mounting Pads.....	8709
	Stg. Gear Complete Rebuilding Kit.....	7857	Stg. Gear Complete Rebuilding Kit.....	7857
	Stg. Gear Major Seal Kit.....	7859	Stg. Gear Major Seal Kit.....	7859
	Stg. Gear Input Shaft Seal Kit.....	7095	Stg. Gear Input Shaft Seal Kit.....	7095
	Stg. Gear Complete Pitman Shaft Seal Kit.....	8766	Stg. Gear Complete Pitman Shaft Seal Kit.....	8766
	Stg. Gear Lower Pitman Shaft Seal Kit.....	7856	Stg. Gear Lower Pitman Shaft Seal Kit.....	7856
			1962-1959	
			V-8 390 ENG.	
	Pump Seal Kit.....	8754	Pump Complete Rebuilding Kit; W/Two-Raised Mounting Pads.....	7910
	Pump Drive Shaft Seal Kit.....	8709	Pump Seal Kit; W/One-Raised Mounting Pads.....	8755
	Stg. Gear Complete Rebuilding Kit.....	7857	Pump Seal Kit; W/Two-Raised Mounting Pads.....	7918
	Stg. Gear Major Seal Kit.....	7859	Pump Drive Shaft Seal Kit; W/One-Raised Mounting Pads.....	8711
	Stg. Gear Input Shaft Seal Kit.....	7095	Pump Drive Shaft Seal Kit; W/Two-Raised Mounting Pads.....	8709
	Stg. Gear Complete Pitman Shaft Seal Kit.....	8766	Stg. Gear Complete Rebuilding Kit.....	7857
	Stg. Gear Lower Pitman Shaft Seal Kit.....	7856	Stg. Gear Major Seal Kit.....	7859
			Stg. Gear Input Shaft Seal Kit.....	7095
			Stg. Gear Complete Pitman Shaft Seal Kit.....	8766
			Stg. Gear Lower Pitman Shaft Seal Kit.....	7856
			1958	
			V-8 365 ENG.	
	Stg. Gear Input Shaft Seal Kit.....	7095	Stg. Gear Input Shaft Seal Kit.....	7095
			SERIES 62	
			1958	
			V-8 365 ENG.	
	Stg. Gear Input Shaft Seal Kit.....	7095	Stg. Gear Input Shaft Seal Kit.....	7095

☆ See Pages A14 - A15 For Pump or Gear Identification.

⊗ Packaged one bushing per box, order as required.

Power Steering Repair Kits for Passenger Cars and Light Trucks

Application	Kit No.	Application	Kit No.
CADILLAC - Continued		CADILLAC - Continued	
SEVILLE - Continued		SEVILLE - Continued	
1987-1986		1979 - Continued	
V-8 4.1 L ENG.		V-8 350 ENG.; V-8 350 DIESEL ENG. - Continued	
Pump Complete Rebuilding Kit.....	8561	Stg. Gear Lower Pitman Shaft Seal Kit.....	7856
Pump Seal Kit.....	8554	1978	
Pump Drive Shaft Seal Kit.....	8712	V-8 350 ENG.; V-8 350 DIESEL ENG.	
Rack & Pinion Seal Kit; W/Almm. Valve Housing.....	8580	Pump Complete Rebuilding Kit.....	7910
Rack & Pinion Upper Pinion Bearing Kit.....	8571	Pump Seal Kit.....	7918
Rack & Pinion Lower Pinion Bearing Kit.....	8572	Pump Drive Shaft Seal Kit.....	8709
1985-1983		Stg. Gear Complete Rebuilding Kit.....	7857
V-8 4.1 L ENG.		Stg. Gear Major Seal Kit.....	7859
Pump Complete Rebuilding Kit.....	8630	Stg. Gear Input Shaft Seal Kit.....	7095
Pump Seal Kit.....	8631	Stg. Gear Complete Pitman Shaft Seal Kit.....	8766
Pump Drive Shaft Seal Kit.....	8709	Stg. Gear Lower Pitman Shaft Seal Kit.....	7856
Stg. Gear Complete Rebuilding Kit.....	8522	1977-1976	
Stg. Gear Major Seal Kit.....	8521	V-8 350 ENG.	
Stg. Gear Input Shaft Seal Kit.....	8525	Pump Complete Rebuilding Kit.....	7910
Stg. Gear Complete Pitman Shaft Seal Kit.....	8766	Pump Seal Kit.....	7918
Stg. Gear Lower Pitman Shaft Seal Kit.....	7856	Pump Drive Shaft Seal Kit.....	8709
V-8 5.7 L DIESEL ENG.		Stg. Gear Complete Rebuilding Kit.....	7857
Pump Complete Rebuilding Kit.....	7910	Stg. Gear Major Seal Kit.....	7859
Pump Seal Kit.....	7918	Stg. Gear Input Shaft Seal Kit.....	7095
Pump Drive Shaft Seal Kit.....	8709	Stg. Gear Complete Pitman Shaft Seal Kit.....	8766
Stg. Gear Complete Rebuilding Kit.....	8522	Stg. Gear Lower Pitman Shaft Seal Kit.....	7856
Stg. Gear Major Seal Kit.....	8521	SIXTY SPECIAL	
Stg. Gear Input Shaft Seal Kit.....	8525	1993	
Stg. Gear Complete Pitman Shaft Seal Kit.....	8766	V-8 4.9 L ENG.	
Stg. Gear Lower Pitman Shaft Seal Kit.....	7856	Pump Seal Kit.....	8624
1982		Pump Drive Shaft Seal Kit.....	8709
V-6 4.1 L ENG.; V-8 5.7 L DIESEL ENG.		Rack & Pinion Seal Kit.....	8816
Pump Complete Rebuilding Kit.....	7910	Rack & Pinion Upper Pinion Bearing Kit.....	8571
Pump Seal Kit.....	7918	Rack & Pinion Lower Pinion Bearing Kit.....	8572
Pump Drive Shaft Seal Kit.....	8709	CHEVROLET	
Stg. Gear Complete Rebuilding Kit.....	8522	IMPORTANT: PLEASE NOTE. To select correct replacement parts, it may be necessary to identify the code character for the engine by looking at the VIN (Vehicle Identification Number) located on the dash panel. For 1981 and newer cars, refer to the 8th digit of VIN for the correct engine code. For 1980 and older cars, refer to the 5th digit of VIN for the correct engine code.	
Stg. Gear Major Seal Kit.....	8521	ASTRO	
Stg. Gear Input Shaft Seal Kit.....	8525	1995-1994	
Stg. Gear Complete Pitman Shaft Seal Kit.....	8766	V-6 4.3 L ENG.	
Stg. Gear Lower Pitman Shaft Seal Kit.....	7856	Pump Complete Rebuilding Kit.....	7910
V-8 4.1 L ENG.		Pump Seal Kit.....	7918
Pump Complete Rebuilding Kit.....	8630	Pump Drive Shaft Seal Kit.....	8709
Pump Seal Kit.....	8631	Stg. Gear Complete Rebuilding Kit.....	8780
Pump Drive Shaft Seal Kit.....	8709	Stg. Gear Major Seal Kit.....	8625
Stg. Gear Complete Rebuilding Kit.....	8522	Stg. Gear Input Shaft Seal Kit.....	8525
Stg. Gear Major Seal Kit.....	8521	Stg. Gear Complete Pitman Shaft Seal Kit.....	8763
Stg. Gear Input Shaft Seal Kit.....	8525	Stg. Gear Lower Pitman Shaft Seal Kit.....	8717
Stg. Gear Complete Pitman Shaft Seal Kit.....	8766	1993-1991	
Stg. Gear Lower Pitman Shaft Seal Kit.....	7856	V-6 4.3 L ENG.	
1981		Pump Complete Rebuilding Kit.....	7910
V-6 4.1 L ENG.; V-8 5.7 L DIESEL ENG.; V-8 6.0 L ENG.		Pump Seal Kit.....	7918
Pump Complete Rebuilding Kit.....	7910	Pump Drive Shaft Seal Kit.....	8709
Pump Seal Kit.....	7918	Stg. Gear Complete Rebuilding Kit.....	8522
Pump Drive Shaft Seal Kit.....	8709	Stg. Gear Major Seal Kit.....	8521
Stg. Gear Complete Rebuilding Kit.....	8522	Stg. Gear Input Shaft Seal Kit.....	8525
Stg. Gear Major Seal Kit.....	8521	Stg. Gear Complete Pitman Shaft Seal Kit.....	8766
Stg. Gear Input Shaft Seal Kit.....	8525	Stg. Gear Lower Pitman Shaft Seal Kit.....	7856
Stg. Gear Complete Pitman Shaft Seal Kit.....	8766	1980	
Stg. Gear Lower Pitman Shaft Seal Kit.....	7856	V-8 5.7 L ENG.; V-8 5.7 L DIESEL ENG.; V-8 6.0 L ENG.	
1980		Pump Complete Rebuilding Kit.....	7910
V-8 5.7 L ENG.; V-8 5.7 L DIESEL ENG.; V-8 6.0 L ENG.		Pump Seal Kit.....	7918
Pump Complete Rebuilding Kit.....	7910	Pump Drive Shaft Seal Kit.....	8709
Pump Seal Kit.....	7918	Stg. Gear Complete Rebuilding Kit.....	8522
Pump Drive Shaft Seal Kit.....	8709	Stg. Gear Major Seal Kit.....	8521
Stg. Gear Complete Rebuilding Kit.....	8522	Stg. Gear Input Shaft Seal Kit.....	8525
Stg. Gear Major Seal Kit.....	8521	Stg. Gear Complete Pitman Shaft Seal Kit.....	8766
Stg. Gear Input Shaft Seal Kit.....	8525	Stg. Gear Lower Pitman Shaft Seal Kit.....	7856
Stg. Gear Complete Pitman Shaft Seal Kit.....	8766	1979	
Stg. Gear Lower Pitman Shaft Seal Kit.....	7856	V-8 350 ENG.; V-8 350 DIESEL ENG.	
1979		Pump Complete Rebuilding Kit.....	7910
V-8 350 ENG.; V-8 350 DIESEL ENG.		Pump Seal Kit.....	7918
Pump Complete Rebuilding Kit.....	7910	Pump Drive Shaft Seal Kit.....	8709
Pump Seal Kit.....	7918	Stg. Gear Complete Rebuilding Kit.....	8522
Pump Drive Shaft Seal Kit.....	8709	Stg. Gear Major Seal Kit.....	8521
Stg. Gear Complete Rebuilding Kit.....	8522	Stg. Gear Input Shaft Seal Kit.....	8525
Stg. Gear Major Seal Kit.....	8521	Stg. Gear Complete Pitman Shaft Seal Kit.....	8766
Stg. Gear Input Shaft Seal Kit.....	8525	Stg. Gear Lower Pitman Shaft Seal Kit.....	7856
Stg. Gear Complete Pitman Shaft Seal Kit.....	8766	4-CYL. 2.5 L ENG.	
V-8 350 ENG.; V-8 350 DIESEL ENG.		Pump Complete Rebuilding Kit.....	8561
Pump Complete Rebuilding Kit.....	7910	Pump Seal Kit.....	8554
Pump Seal Kit.....	7918	Pump Drive Shaft Seal Kit.....	8712
Pump Drive Shaft Seal Kit.....	8709	Stg. Gear Complete Rebuilding Kit.....	8522
Stg. Gear Complete Rebuilding Kit.....	8522	Stg. Gear Major Seal Kit.....	8521
Stg. Gear Major Seal Kit.....	8521	Stg. Gear Input Shaft Seal Kit.....	8525
Stg. Gear Input Shaft Seal Kit.....	8525	Stg. Gear Complete Pitman Shaft Seal Kit.....	8766
Stg. Gear Complete Pitman Shaft Seal Kit.....	8766	Stg. Gear Lower Pitman Shaft Seal Kit.....	7856
V-6 4.3 L ENG.		V-6 4.3 L ENG.	
Pump Complete Rebuilding Kit.....	7910	Pump Complete Rebuilding Kit.....	7910

☆ See Pages A14 - A15 For Pump or Gear Identification.

☉ Packaged one bushing per box, order as required.

SYSTEM PUMP & GEAR IDENT.

SYSTEM & COMPONENT IDENT.

PASS. CARS

LIGHT TRUCKS

MEDIUM/HEAVY TRUCKS

BUSES

HOSE NUMERICAL

REPAIR KITS

KIT NUMERICAL

ILLUSTRATIONS

Power Steering Repair Kits for Passenger Cars and Light Trucks

	Application	Kit No.	Application	Kit No.
SYSTEM PUMP & GEAR IDENT.	CHEVROLET - Continued		CHEVROLET - Continued	
	ASTRO - Continued		BEAUMONT - Continued	
	1990-1987 - Continued		1966 - Continued	
	V-6 4.3 L ENG. - Continued		6-CYL. 194 (CANADA) ENG.; 6-CYL. 230 (CANADA) ENG.; V-8 283 (CANADA) ENG.; V-8 327 (CANADA) ENG.; V-8 396 (CANADA) ENG.; V-8 427 (CANADA) ENG. - Continued	
	Pump Seal Kit.....	7918	Pump Seal Kit; W/Two-Raised Mounting Pads.....	7918
	Pump Drive Shaft Seal Kit.....	8709	Pump Drive Shaft Seal Kit; W/One-Raised Mounting Pads.....	8711
	Stg. Gear Complete Rebuilding Kit.....	8522	Pump Drive Shaft Seal Kit; W/Two-Raised Mounting Pads.....	8709
	Stg. Gear Major Seal Kit.....	8521	Stg. Gear Complete Rebuilding Kit.....	7858
	Stg. Gear Input Shaft Seal Kit.....	8525	Stg. Gear Major Seal Kit.....	7860
	Stg. Gear Complete Pitman Shaft Seal Kit.....	8766	Stg. Gear Input Shaft Seal Kit.....	7095
	Stg. Gear Lower Pitman Shaft Seal Kit.....	7856	Stg. Gear Complete Pitman Shaft Seal Kit.....	8766
			Stg. Gear Lower Pitman Shaft Seal Kit.....	7856
SYSTEM & COMPONENT IDENT.	1986-1985		1965-1964	
	4-CYL. 2.5 L ENG.; V-6 4.3 L ENG.		6-CYL. 194 (CANADA) ENG.; 6-CYL. 230 (CANADA) ENG.; V-8 283 (CANADA) ENG.; V-8 327 (CANADA) ENG.	
	Pump Complete Rebuilding Kit.....	8561	Pump Complete Rebuilding Kit; W/Two-Raised Mounting Pads.....	7910
	Pump Seal Kit.....	8554	Pump Seal Kit; W/One-Raised Mounting Pads.....	8755
	Pump Drive Shaft Seal Kit.....	8712	Pump Seal Kit; W/Two-Raised Mounting Pads.....	7918
	Stg. Gear Complete Rebuilding Kit.....	8522	Pump Drive Shaft Seal Kit; W/One-Raised Mounting Pads.....	8711
	Stg. Gear Major Seal Kit.....	8521	Pump Drive Shaft Seal Kit; W/Two-Raised Mounting Pads.....	8709
	Stg. Gear Input Shaft Seal Kit.....	8525	Control Valve Seal Kit.....	7864
	Stg. Gear Complete Pitman Shaft Seal Kit.....	8766	Power Cyl. Complete Rebuilding Kit.....	8537
	Stg. Gear Lower Pitman Shaft Seal Kit.....	7856	Power Cyl. Piston Rod Seal Kit.....	7906
PASS. CARS	BEAUMONT		BEL AIR	
	1969		1981-1980	
	6-CYL. 250 (CANADA) ENG.; V-8 307 (CANADA) ENG.; V-8 350 (CANADA) ENG.; V-8 396 (CANADA) ENG.		V-6 3.8 L ENG. (CANADA); V-8 4.4 L ENG. (CANADA); V-8 5.0 L ENG. (CANADA); V-8 5.7 L DIESEL ENG. (CANADA)	
	Pump Complete Rebuilding Kit.....	7910	Pump Complete Rebuilding Kit.....	7910
	Pump Seal Kit.....	7918	Pump Seal Kit.....	7918
	Pump Drive Shaft Seal Kit.....	8709	Pump Drive Shaft Seal Kit.....	8709
	Stg. Gear Complete Rebuilding Kit.....	7858	Stg. Gear Complete Rebuilding Kit.....	8522
	Stg. Gear Major Seal Kit.....	7860	Stg. Gear Major Seal Kit.....	8521
	Stg. Gear Input Shaft Seal Kit.....	7095	Stg. Gear Input Shaft Seal Kit.....	8525
	Stg. Gear Complete Pitman Shaft Seal Kit.....	8766	Stg. Gear Complete Pitman Shaft Seal Kit.....	8766
	Stg. Gear Lower Pitman Shaft Seal Kit.....	7856	Stg. Gear Lower Pitman Shaft Seal Kit.....	7856
LIGHT TRUCKS	1968		1979	
	6-CYL. 230 (CANADA) ENG.; 6-CYL. 250 (CANADA) ENG.; V-8 307 (CANADA) ENG.; V-8 350 (CANADA) ENG.; V-8 396 (CANADA) ENG.		6-CYL. 250 (CANADA) ENG.; V-8 305 (CANADA) ENG.; V-8 350 (CANADA) ENG.	
	Pump Complete Rebuilding Kit; W/Two-Raised Mounting Pads.....	7910	Pump Complete Rebuilding Kit.....	7910
	Pump Seal Kit; W/One-Raised Mounting Pads.....	8755	Pump Seal Kit.....	7918
	Pump Seal Kit; W/Two-Raised Mounting Pads.....	7918	Pump Drive Shaft Seal Kit.....	8709
	Pump Drive Shaft Seal Kit; W/One-Raised Mounting Pads.....	8711	Stg. Gear Complete Rebuilding Kit.....	8522
	Pump Drive Shaft Seal Kit; W/Two-Raised Mounting Pads.....	8709	Stg. Gear Major Seal Kit.....	8521
	Stg. Gear Complete Rebuilding Kit.....	7858	Stg. Gear Input Shaft Seal Kit.....	8525
	Stg. Gear Major Seal Kit.....	7860	Stg. Gear Complete Pitman Shaft Seal Kit.....	8766
	Stg. Gear Input Shaft Seal Kit.....	7095	Stg. Gear Lower Pitman Shaft Seal Kit.....	7856
	Stg. Gear Complete Pitman Shaft Seal Kit.....	8766		
	Stg. Gear Lower Pitman Shaft Seal Kit.....	7856		
MEDIUM/HEAVY TRUCKS	1967		1978-1977	
	6-CYL. 230 (CANADA) ENG.; 6-CYL. 250 (CANADA) ENG.; V-8 283 (CANADA) ENG.; V-8 396 (CANADA) ENG.		6-CYL. 250 (CANADA) ENG.; V-8 305 (CANADA) ENG.; V-8 350 (CANADA) ENG.	
	Pump Complete Rebuilding Kit; W/Two-Raised Mounting Pads.....	7910	Pump Complete Rebuilding Kit.....	7910
	Pump Seal Kit; W/One-Raised Mounting Pads.....	8755	Pump Seal Kit.....	7918
	Pump Seal Kit; W/Two-Raised Mounting Pads.....	7918	Pump Drive Shaft Seal Kit.....	8709
	Pump Drive Shaft Seal Kit; W/One-Raised Mounting Pads.....	8711	Stg. Gear Complete Rebuilding Kit.....	7858
	Pump Drive Shaft Seal Kit; W/Two-Raised Mounting Pads.....	8709	Stg. Gear Major Seal Kit.....	7860
	Stg. Gear Complete Rebuilding Kit.....	7858	Stg. Gear Input Shaft Seal Kit.....	7095
	Stg. Gear Major Seal Kit.....	7860	Stg. Gear Complete Pitman Shaft Seal Kit.....	8766
	Stg. Gear Input Shaft Seal Kit.....	7095	Stg. Gear Lower Pitman Shaft Seal Kit.....	7856
	Stg. Gear Complete Pitman Shaft Seal Kit.....	8766		
	Stg. Gear Lower Pitman Shaft Seal Kit.....	7856		
BUSES	V-8 327 (CANADA) ENG.		1976	
	Pump Complete Rebuilding Kit; W/Two-Raised Mounting Pads.....	7910	V-8 350 (CANADA) ENG.; V-8 400 (CANADA) ENG.	
	Pump Seal Kit; W/One-Raised Mounting Pads.....	8755	Pump Complete Rebuilding Kit.....	7910
	Pump Seal Kit; W/Two-Raised Mounting Pads.....	7918	Pump Seal Kit.....	7918
	Pump Drive Shaft Seal Kit; W/One-Raised Mounting Pads.....	8711	Pump Drive Shaft Seal Kit.....	8709
	Pump Drive Shaft Seal Kit; W/Two-Raised Mounting Pads.....	8709	Stg. Gear Complete Rebuilding Kit.....	7858
	Stg. Gear Complete Rebuilding Kit.....	7858	Stg. Gear Major Seal Kit.....	7860
	Stg. Gear Major Seal Kit.....	7860	Stg. Gear Input Shaft Seal Kit.....	7095
	Stg. Gear Input Shaft Seal Kit.....	7095	Stg. Gear Complete Pitman Shaft Seal Kit.....	8766
	Stg. Gear Complete Pitman Shaft Seal Kit.....	8766	Stg. Gear Lower Pitman Shaft Seal Kit.....	7856
	Stg. Gear Lower Pitman Shaft Seal Kit.....	7856		
HOSE NUMERICAL	1966		V-8 454 (CANADA) ENG.	
	6-CYL. 194 (CANADA) ENG.; 6-CYL. 230 (CANADA) ENG.; V-8 283 (CANADA) ENG.; V-8 327 (CANADA) ENG.; V-8 396 (CANADA) ENG.; V-8 427 (CANADA) ENG.		Pump Complete Rebuilding Kit.....	
	Pump Complete Rebuilding Kit; W/Two-Raised Mounting Pads.....	7910	Pump Seal Kit.....	7918
	Pump Seal Kit; W/One-Raised Mounting Pads.....	8755	Pump Drive Shaft Seal Kit.....	8709
	Pump Seal Kit; W/Two-Raised Mounting Pads.....	7918	Stg. Gear Complete Rebuilding Kit.....	7857
	Pump Drive Shaft Seal Kit; W/One-Raised Mounting Pads.....	8711	Stg. Gear Major Seal Kit.....	7859
	Pump Drive Shaft Seal Kit; W/Two-Raised Mounting Pads.....	8709	Stg. Gear Input Shaft Seal Kit.....	7095
	Stg. Gear Complete Rebuilding Kit.....	7858		
	Stg. Gear Major Seal Kit.....	7860		
	Stg. Gear Input Shaft Seal Kit.....	7095		
	Stg. Gear Complete Pitman Shaft Seal Kit.....	8766		
	Stg. Gear Lower Pitman Shaft Seal Kit.....	7856		
REPAIR KITS	1966		1976	
	6-CYL. 194 (CANADA) ENG.; 6-CYL. 230 (CANADA) ENG.; V-8 283 (CANADA) ENG.; V-8 327 (CANADA) ENG.; V-8 396 (CANADA) ENG.; V-8 427 (CANADA) ENG.		V-8 350 (CANADA) ENG.; V-8 400 (CANADA) ENG.	
	Pump Complete Rebuilding Kit; W/Two-Raised Mounting Pads.....	7910	Pump Complete Rebuilding Kit.....	7910
	Pump Seal Kit; W/One-Raised Mounting Pads.....	8755	Pump Seal Kit.....	7918
	Pump Seal Kit; W/Two-Raised Mounting Pads.....	7918	Pump Drive Shaft Seal Kit.....	8709
	Pump Drive Shaft Seal Kit; W/One-Raised Mounting Pads.....	8711	Stg. Gear Complete Rebuilding Kit.....	7858
	Pump Drive Shaft Seal Kit; W/Two-Raised Mounting Pads.....	8709	Stg. Gear Major Seal Kit.....	7860
	Stg. Gear Complete Rebuilding Kit.....	7858	Stg. Gear Input Shaft Seal Kit.....	7095
	Stg. Gear Major Seal Kit.....	7860	Stg. Gear Complete Pitman Shaft Seal Kit.....	8766
	Stg. Gear Input Shaft Seal Kit.....	7095	Stg. Gear Lower Pitman Shaft Seal Kit.....	7856
	Stg. Gear Complete Pitman Shaft Seal Kit.....	8766		
	Stg. Gear Lower Pitman Shaft Seal Kit.....	7856		
KIT NUMERICAL	1966		1976	
	6-CYL. 194 (CANADA) ENG.; 6-CYL. 230 (CANADA) ENG.; V-8 283 (CANADA) ENG.; V-8 327 (CANADA) ENG.; V-8 396 (CANADA) ENG.; V-8 427 (CANADA) ENG.		V-8 350 (CANADA) ENG.; V-8 400 (CANADA) ENG.	
	Pump Complete Rebuilding Kit; W/Two-Raised Mounting Pads.....	7910	Pump Complete Rebuilding Kit.....	7910
	Pump Seal Kit; W/One-Raised Mounting Pads.....	8755	Pump Seal Kit.....	7918
	Pump Seal Kit; W/Two-Raised Mounting Pads.....	7918	Pump Drive Shaft Seal Kit.....	8709
	Pump Drive Shaft Seal Kit; W/One-Raised Mounting Pads.....	8711	Stg. Gear Complete Rebuilding Kit.....	7857
	Pump Drive Shaft Seal Kit; W/Two-Raised Mounting Pads.....	8709	Stg. Gear Major Seal Kit.....	7859
	Stg. Gear Complete Rebuilding Kit.....	7858	Stg. Gear Input Shaft Seal Kit.....	7095
	Stg. Gear Major Seal Kit.....	7860		
	Stg. Gear Input Shaft Seal Kit.....	7095		
	Stg. Gear Complete Pitman Shaft Seal Kit.....	8766		
	Stg. Gear Lower Pitman Shaft Seal Kit.....	7856		
ILLUSTRATIONS	1966		1976	
	6-CYL. 194 (CANADA) ENG.; 6-CYL. 230 (CANADA) ENG.; V-8 283 (CANADA) ENG.; V-8 327 (CANADA) ENG.; V-8 396 (CANADA) ENG.; V-8 427 (CANADA) ENG.		V-8 350 (CANADA) ENG.; V-8 400 (CANADA) ENG.	
	Pump Complete Rebuilding Kit; W/Two-Raised Mounting Pads.....	7910	Pump Complete Rebuilding Kit.....	7910
	Pump Seal Kit; W/One-Raised Mounting Pads.....	8755	Pump Seal Kit.....	7918
	Pump Seal Kit; W/Two-Raised Mounting Pads.....	7918	Pump Drive Shaft Seal Kit.....	8709
	Pump Drive Shaft Seal Kit; W/One-Raised Mounting Pads.....	8711	Stg. Gear Complete Rebuilding Kit.....	7857
	Pump Drive Shaft Seal Kit; W/Two-Raised Mounting Pads.....	8709	Stg. Gear Major Seal Kit.....	7859
	Stg. Gear Complete Rebuilding Kit.....	7858	Stg. Gear Input Shaft Seal Kit.....	7095
	Stg. Gear Major Seal Kit.....	7860		
	Stg. Gear Input Shaft Seal Kit.....	7095		
	Stg. Gear Complete Pitman Shaft Seal Kit.....	8766		
	Stg. Gear Lower Pitman Shaft Seal Kit.....	7856		

☆ See Pages A14 - A15 For Pump or Gear Identification.

⊗ Packaged one bushing per box, order as required.

Power Steering Repair Kits for Passenger Cars and Light Trucks

Application	Kit No.	Application	Kit No.
CHEVROLET - Continued		CHEVROLET - Continued	
BEL AIR - Continued		BEL AIR - Continued	
1976 - Continued		1970 - Continued	
V-8 454 (CANADA) ENG. - Continued		V-8 454 ENG. - Continued	
Stg. Gear Complete Pitman Shaft Seal Kit.....	8766	Stg. Gear Complete Rebuilding Kit.....	7857
Stg. Gear Lower Pitman Shaft Seal Kit.....	7856	Stg. Gear Major Seal Kit.....	7859
		Stg. Gear Input Shaft Seal Kit.....	7095
		Stg. Gear Complete Pitman Shaft Seal Kit.....	8766
		Stg. Gear Lower Pitman Shaft Seal Kit.....	7856
1975-1974		1969	
V-8 350 ENG.; V-8 400 ENG.		6-CYL. 250 ENG.; V-8 327 ENG.; V-8 350 ENG.; V-8 396 ENG.; V-8 427 ENG.	
Pump Complete Rebuilding Kit.....	7910	Pump Complete Rebuilding Kit.....	7910
Pump Seal Kit.....	7918	Pump Seal Kit.....	7918
Pump Drive Shaft Seal Kit.....	8709	Pump Drive Shaft Seal Kit.....	8709
Stg. Gear Complete Rebuilding Kit.....	7858	Stg. Gear Complete Rebuilding Kit.....	7858
Stg. Gear Major Seal Kit.....	7860	Stg. Gear Major Seal Kit.....	7860
Stg. Gear Input Shaft Seal Kit.....	7095	Stg. Gear Input Shaft Seal Kit.....	7095
Stg. Gear Complete Pitman Shaft Seal Kit.....	8766	Stg. Gear Complete Pitman Shaft Seal Kit.....	8766
Stg. Gear Lower Pitman Shaft Seal Kit.....	7856	Stg. Gear Lower Pitman Shaft Seal Kit.....	7856
V-8 454 ENG.		1968	
Pump Complete Rebuilding Kit.....	7910	6-CYL. 250 ENG.; V-8 307 ENG.; V-8 327 ENG.; V-8 396 ENG.; V-8 427 ENG.	
Pump Seal Kit.....	7918	Pump Complete Rebuilding Kit.....	7910
Pump Drive Shaft Seal Kit.....	8709	Pump Seal Kit.....	7918
Stg. Gear Complete Rebuilding Kit.....	7857	Pump Drive Shaft Seal Kit.....	8709
Stg. Gear Major Seal Kit.....	7859	Stg. Gear Complete Rebuilding Kit.....	7858
Stg. Gear Input Shaft Seal Kit.....	7095	Stg. Gear Major Seal Kit.....	7860
Stg. Gear Complete Pitman Shaft Seal Kit.....	8766	Stg. Gear Input Shaft Seal Kit.....	7095
Stg. Gear Lower Pitman Shaft Seal Kit.....	7856	Stg. Gear Complete Pitman Shaft Seal Kit.....	8766
		Stg. Gear Lower Pitman Shaft Seal Kit.....	7856
1973		1966	
6-CYL. 250 ENG.; V-8 350 ENG.; V-8 400 ENG.		6-CYL. 250 ENG.; V-8 283 ENG.; V-8 327 ENG.; V-8 396 ENG.; V-8 427 ENG.	
Pump Complete Rebuilding Kit.....	7910	Pump Complete Rebuilding Kit.....	7910
Pump Seal Kit.....	7918	Pump Seal Kit.....	7918
Pump Drive Shaft Seal Kit.....	8709	Pump Drive Shaft Seal Kit.....	8709
Stg. Gear Complete Rebuilding Kit.....	7858	Stg. Gear Complete Rebuilding Kit.....	7858
Stg. Gear Major Seal Kit.....	7860	Stg. Gear Major Seal Kit.....	7860
Stg. Gear Input Shaft Seal Kit.....	7095	Stg. Gear Input Shaft Seal Kit.....	7095
Stg. Gear Complete Pitman Shaft Seal Kit.....	8766	Stg. Gear Complete Pitman Shaft Seal Kit.....	8766
Stg. Gear Lower Pitman Shaft Seal Kit.....	7856	Stg. Gear Lower Pitman Shaft Seal Kit.....	7856
V-8 454 ENG.		1966	
Pump Complete Rebuilding Kit.....	7910	6-CYL. 250 ENG.; V-8 283 ENG.; V-8 327 ENG.; V-8 396 ENG.; V-8 427 ENG.	
Pump Seal Kit.....	7918	Pump Complete Rebuilding Kit; W/Two-Raised Mounting Pads.....	7910
Pump Drive Shaft Seal Kit.....	8709	Pump Seal Kit; W/One-Raised Mounting Pads.....	8755
Stg. Gear Complete Rebuilding Kit.....	7857	Pump Seal Kit; W/Two-Raised Mounting Pads.....	7918
Stg. Gear Major Seal Kit.....	7859	Pump Drive Shaft Seal Kit; W/One-Raised Mounting Pads.....	8711
Stg. Gear Input Shaft Seal Kit.....	7095	Pump Drive Shaft Seal Kit; W/Two-Raised Mounting Pads.....	8709
Stg. Gear Complete Pitman Shaft Seal Kit.....	8766	Stg. Gear Complete Rebuilding Kit.....	7858
Stg. Gear Lower Pitman Shaft Seal Kit.....	7856	Stg. Gear Major Seal Kit.....	7860
		Stg. Gear Input Shaft Seal Kit.....	7095
		Stg. Gear Complete Pitman Shaft Seal Kit.....	8766
		Stg. Gear Lower Pitman Shaft Seal Kit.....	7856
1972-1971		1965	
6-CYL. 250 ENG.; V-8 350 ENG.; V-8 400 ENG.; V-8 402 ENG.		6-CYL. 230 ENG.; 6-CYL. 250 ENG.; V-8 283 ENG.; V-8 327 ENG.; V-8 396 ENG.; V-8 409 ENG.	
Pump Complete Rebuilding Kit.....	7910	Pump Complete Rebuilding Kit; W/Two-Raised Mounting Pads.....	7910
Pump Seal Kit.....	7918	Pump Seal Kit; W/One-Raised Mounting Pads.....	8755
Pump Drive Shaft Seal Kit.....	8709	Pump Seal Kit; W/Two-Raised Mounting Pads.....	7918
Stg. Gear Complete Rebuilding Kit.....	7858	Pump Drive Shaft Seal Kit; W/One-Raised Mounting Pads.....	8711
Stg. Gear Major Seal Kit.....	7860	Pump Drive Shaft Seal Kit; W/Two-Raised Mounting Pads.....	8709
Stg. Gear Input Shaft Seal Kit.....	7095	Stg. Gear Complete Rebuilding Kit.....	7858
Stg. Gear Complete Pitman Shaft Seal Kit.....	8766	Stg. Gear Major Seal Kit.....	7860
Stg. Gear Lower Pitman Shaft Seal Kit.....	7856	Stg. Gear Input Shaft Seal Kit.....	7095
		Stg. Gear Complete Pitman Shaft Seal Kit.....	8766
		Stg. Gear Lower Pitman Shaft Seal Kit.....	7856
V-8 454 ENG.		1964-1963	
Pump Complete Rebuilding Kit.....	7910	6-CYL. 230 ENG.; V-8 283 ENG.; V-8 327 ENG.; V-8 409 ENG.	
Pump Seal Kit.....	7918	Pump Complete Rebuilding Kit; W/Two-Raised Mounting Pads.....	7910
Pump Drive Shaft Seal Kit.....	8709	Pump Seal Kit; W/One-Raised Mounting Pads.....	8755
Stg. Gear Complete Rebuilding Kit.....	7857	Pump Seal Kit; W/Two-Raised Mounting Pads.....	7918
Stg. Gear Major Seal Kit.....	7859	Pump Drive Shaft Seal Kit; W/One-Raised Mounting Pads.....	8711
Stg. Gear Input Shaft Seal Kit.....	7095	Pump Drive Shaft Seal Kit; W/Two-Raised Mounting Pads.....	8709
Stg. Gear Complete Pitman Shaft Seal Kit.....	8766	Stg. Gear Complete Rebuilding Kit.....	7858
Stg. Gear Lower Pitman Shaft Seal Kit.....	7856	Stg. Gear Major Seal Kit.....	7860
		Stg. Gear Input Shaft Seal Kit.....	7095
		Stg. Gear Complete Pitman Shaft Seal Kit.....	8766
		Stg. Gear Lower Pitman Shaft Seal Kit.....	7856
1970		1964-1963	
6-CYL. 250 ENG.; V-8 350 ENG.; V-8 400 ENG.		6-CYL. 230 ENG.; V-8 283 ENG.; V-8 327 ENG.; V-8 409 ENG.	
Pump Complete Rebuilding Kit.....	7910	Pump Complete Rebuilding Kit; W/Two-Raised Mounting Pads.....	7910
Pump Seal Kit.....	7918	Pump Seal Kit; W/One-Raised Mounting Pads.....	8755
Pump Drive Shaft Seal Kit.....	8709	Pump Seal Kit; W/Two-Raised Mounting Pads.....	7918
Stg. Gear Complete Rebuilding Kit.....	7858	Pump Drive Shaft Seal Kit; W/One-Raised Mounting Pads.....	8711
Stg. Gear Major Seal Kit.....	7860	Pump Drive Shaft Seal Kit; W/Two-Raised Mounting Pads.....	8709
Stg. Gear Input Shaft Seal Kit.....	7095	Stg. Gear Complete Rebuilding Kit.....	7858
Stg. Gear Complete Pitman Shaft Seal Kit.....	8766	Stg. Gear Major Seal Kit.....	7860
Stg. Gear Lower Pitman Shaft Seal Kit.....	7856	Stg. Gear Input Shaft Seal Kit.....	7095
		Stg. Gear Complete Pitman Shaft Seal Kit.....	8766
		Stg. Gear Lower Pitman Shaft Seal Kit.....	7856
V-8 454 ENG.		1964-1963	
Pump Complete Rebuilding Kit.....	7910	6-CYL. 230 ENG.; V-8 283 ENG.; V-8 327 ENG.; V-8 409 ENG.	
Pump Seal Kit.....	7918	Pump Complete Rebuilding Kit; W/Two-Raised Mounting Pads.....	7910
Pump Drive Shaft Seal Kit.....	8709	Pump Seal Kit; W/One-Raised Mounting Pads.....	8755
		Pump Seal Kit; W/Two-Raised Mounting Pads.....	7918
		Pump Drive Shaft Seal Kit; W/One-Raised Mounting Pads.....	8711
		Pump Drive Shaft Seal Kit; W/Two-Raised Mounting Pads.....	8709
		Control Valve Seal Kit.....	7864

☆ See Pages A14 - A15 For Pump or Gear Identification.

⊛ Packaged one bushing per box, order as required.

SYSTEM PUMP & GEAR IDENT.

SYSTEM & COMPONENT IDENT.

PASS. CARS

LIGHT TRUCKS

MEDIUM/HEAVY TRUCKS

BUSES

HOSE NUMERICAL

REPAIR KITS

KIT NUMERICAL

ILLUSTRATIONS

Power Steering Repair Kits for Passenger Cars and Light Trucks

	Application	Kit No.	Application	Kit No.		
SYSTEM PUMP & GEAR IDENT.	CHEVROLET - Continued		CHEVROLET - Continued			
	BEL AIR - Continued		BISCAYNE - Continued			
	1964-1963 - Continued		1975-1974 - Continued			
	6-CYL. 230 ENG.; V-8 283 ENG.; V-8 327 ENG.; V-8 409 ENG.		V-8 454 (CANADA) ENG. - Continued			
		- Continued				
		Power Cyl. Complete Rebuilding Kit.....	8537	Stg. Gear Input Shaft Seal Kit.....	7095	
		Power Cyl. Piston Rod Seal Kit.....	7906	Stg. Gear Complete Pitman Shaft Seal Kit.....	8766	
				Stg. Gear Lower Pitman Shaft Seal Kit.....	7856	
	SYSTEM & COMPONENT IDENT.	1962		1973		
		6-CYL. 235 ENG.; V-8 283 ENG.; V-8 327 ENG.; V-8 409 ENG.		6-CYL. 250 (CANADA) ENG.; V-8 350 (CANADA) ENG.; V-8 400 (CANADA) ENG.		
		Pump Complete Rebuilding Kit; W/Two-Raised Mounting Pads.....	7910	Pump Complete Rebuilding Kit.....	7910	
		Pump Seal Kit; W/One-Raised Mounting Pads.....	8755	Pump Seal Kit.....	7918	
		Pump Seal Kit; W/Two-Raised Mounting Pads.....	7918	Pump Drive Shaft Seal Kit.....	8709	
		Pump Drive Shaft Seal Kit; W/One-Raised Mounting Pads.....	8711	Pump Drive Shaft Seal Kit.....	8709	
		Pump Drive Shaft Seal Kit; W/Two-Raised Mounting Pads.....	8709	Stg. Gear Complete Rebuilding Kit.....	7858	
		Control Valve Seal Kit.....	7864	Stg. Gear Major Seal Kit.....	7860	
		Power Cyl. Complete Rebuilding Kit.....	8537	Stg. Gear Input Shaft Seal Kit.....	7095	
		Power Cyl. Piston Rod Seal Kit.....	7906	Stg. Gear Complete Pitman Shaft Seal Kit.....	8766	
PASS. CARS	1961-1960		V-8 454 (CANADA) ENG.			
	6-CYL. 235 ENG.; V-8 283 ENG.; V-8 348 ENG.		V-8 454 (CANADA) ENG.			
		Pump Complete Rebuilding Kit; W/Two-Raised Mounting Pads.....	7910	Pump Complete Rebuilding Kit.....	7910	
		Pump Seal Kit; W/One-Raised Mounting Pads.....	8755	Pump Seal Kit.....	7918	
		Pump Seal Kit; W/Two-Raised Mounting Pads.....	7918	Pump Drive Shaft Seal Kit.....	8709	
		Pump Drive Shaft Seal Kit; W/One-Raised Mounting Pads.....	8711	Stg. Gear Complete Rebuilding Kit.....	7857	
		Pump Drive Shaft Seal Kit; W/Two-Raised Mounting Pads.....	8709	Stg. Gear Major Seal Kit.....	7859	
		Control Valve Seal Kit.....	7864	Stg. Gear Input Shaft Seal Kit.....	7095	
		Power Cyl. Complete Rebuilding Kit.....	8537	Stg. Gear Complete Pitman Shaft Seal Kit.....	8766	
		Power Cyl. Piston Rod Seal Kit.....	7906	Stg. Gear Lower Pitman Shaft Seal Kit.....	7856	
LIGHT TRUCKS	1959		1972-1971			
	6-CYL. 235 ENG.; V-8 283 ENG.; V-8 348 ENG.		6-CYL. 250 ENG.; V-8 350 ENG.; V-8 400 ENG.; V-8 402 ENG.			
		Control Valve Seal Kit.....	7864	Pump Complete Rebuilding Kit.....	7910	
		Power Cyl. Piston Rod Seal Kit.....	7906	Pump Seal Kit.....	7918	
	1958		6-CYL. 250 ENG.; V-8 350 ENG.; V-8 400 ENG.; V-8 402 ENG.			
		6-CYL. 235 ENG.; V-8 283 ENG.; V-8 348 ENG.		Pump Drive Shaft Seal Kit.....	8709	
		Power Cyl. Piston Rod Seal Kit.....	7906	Stg. Gear Complete Rebuilding Kit.....	7858	
	BERETTA		Stg. Gear Major Seal Kit.....		7860	
	1995		Stg. Gear Input Shaft Seal Kit.....		7095	
		4-CYL. 2.2 L ENG.; V-6 3.1 L ENG.		Stg. Gear Complete Pitman Shaft Seal Kit.....	8766	
	Pump Seal Kit.....	8624	Stg. Gear Lower Pitman Shaft Seal Kit.....	7856		
	Pump Drive Shaft Seal Kit.....	8709	V-8 454 ENG.			
	Rack & Pinion Upper Pinion Bearing Kit.....	8571	Pump Complete Rebuilding Kit.....	7910		
	Rack & Pinion Lower Pinion Bearing Kit.....	8572	Pump Seal Kit.....	7918		
			Pump Drive Shaft Seal Kit.....	8709		
			Stg. Gear Complete Rebuilding Kit.....	7858		
			Stg. Gear Major Seal Kit.....	7860		
			Stg. Gear Input Shaft Seal Kit.....	7095		
			Stg. Gear Complete Pitman Shaft Seal Kit.....	8766		
			Stg. Gear Lower Pitman Shaft Seal Kit.....	7856		
MEDIUM/HEAVY TRUCKS	1994-1990		1970			
	4-CYL. 2.2 L ENG.; 4-CYL. 2.3 L ENG.; V-6 3.1 L ENG.		6-CYL. 250 ENG.; V-8 350 ENG.; V-8 400 ENG.			
		Pump Seal Kit.....	8624	Pump Complete Rebuilding Kit.....	7910	
		Pump Drive Shaft Seal Kit.....	8709	Pump Seal Kit.....	7918	
		Rack & Pinion Upper Pinion Bearing Kit.....	8571	Pump Drive Shaft Seal Kit.....	8709	
		Rack & Pinion Lower Pinion Bearing Kit.....	8572	Stg. Gear Complete Rebuilding Kit.....	7858	
	1989-1987		Stg. Gear Major Seal Kit.....		7860	
		4-CYL. 2.0 L ENG.; V-6 2.8 L ENG.		Stg. Gear Input Shaft Seal Kit.....	7095	
		Pump Complete Rebuilding Kit; W/16mm Shaft; 1st Design.....	8561	Stg. Gear Complete Pitman Shaft Seal Kit.....	8766	
		Pump Seal Kit; W/16mm Shaft; 1st Design.....	8554	Stg. Gear Lower Pitman Shaft Seal Kit.....	7856	
	Pump Seal Kit; W/19mm Shaft; 2nd Design.....	8624	V-8 454 ENG.			
	Pump Drive Shaft Seal Kit; W/16mm Shaft; 1st Design.....	8712	Pump Complete Rebuilding Kit.....	7910		
	Pump Drive Shaft Seal Kit; W/19mm Shaft; 2nd Design.....	8709	Pump Seal Kit.....	7918		
	Rack & Pinion Upper Pinion Bearing Kit.....	8571	Pump Drive Shaft Seal Kit.....	8709		
	Rack & Pinion Lower Pinion Bearing Kit.....	8572	Stg. Gear Complete Rebuilding Kit.....	7857		
			Stg. Gear Major Seal Kit.....	7859		
			Stg. Gear Input Shaft Seal Kit.....	7095		
			Stg. Gear Complete Pitman Shaft Seal Kit.....	8766		
			Stg. Gear Lower Pitman Shaft Seal Kit.....	7856		
BUSES	BISCAYNE		1969			
	1975-1974		6-CYL. 250 ENG.; V-8 327 ENG.; V-8 350 ENG.; V-8 396 ENG.; V-8 427 ENG.			
	V-8 350 (CANADA) ENG.; V-8 400 (CANADA) ENG.		V-8 427 ENG.			
		Pump Complete Rebuilding Kit.....	7910	Pump Complete Rebuilding Kit.....	7910	
		Pump Seal Kit.....	7918	Pump Seal Kit.....	7918	
		Pump Drive Shaft Seal Kit.....	8709	Pump Drive Shaft Seal Kit.....	8709	
		Stg. Gear Complete Rebuilding Kit.....	7858	Stg. Gear Complete Rebuilding Kit.....	7858	
		Stg. Gear Major Seal Kit.....	7860	Stg. Gear Major Seal Kit.....	7860	
		Stg. Gear Input Shaft Seal Kit.....	7095	Stg. Gear Input Shaft Seal Kit.....	7095	
		Stg. Gear Complete Pitman Shaft Seal Kit.....	8766	Stg. Gear Complete Pitman Shaft Seal Kit.....	8766	
	Stg. Gear Lower Pitman Shaft Seal Kit.....	7856	Stg. Gear Lower Pitman Shaft Seal Kit.....	7856		
HOSE NUMERICAL	V-8 454 (CANADA) ENG.		1969			
		Pump Complete Rebuilding Kit.....	7910	6-CYL. 250 ENG.; V-8 327 ENG.; V-8 350 ENG.; V-8 396 ENG.; V-8 427 ENG.		
		Pump Seal Kit.....	7918	V-8 427 ENG.		
		Pump Drive Shaft Seal Kit.....	8709	Pump Complete Rebuilding Kit.....		7910
		Stg. Gear Complete Rebuilding Kit.....	7858	Pump Seal Kit.....		7918
		Stg. Gear Major Seal Kit.....	7860	Pump Drive Shaft Seal Kit.....		8709
		Stg. Gear Input Shaft Seal Kit.....	7095	Stg. Gear Complete Rebuilding Kit.....		7858
		Stg. Gear Complete Pitman Shaft Seal Kit.....	8766	Stg. Gear Major Seal Kit.....		7860
		Stg. Gear Lower Pitman Shaft Seal Kit.....	7856	Stg. Gear Input Shaft Seal Kit.....		7095
				Stg. Gear Complete Pitman Shaft Seal Kit.....		8766
			Stg. Gear Lower Pitman Shaft Seal Kit.....		7856	
REPAIR KITS	1975-1974		1969			
	V-8 350 (CANADA) ENG.; V-8 400 (CANADA) ENG.		6-CYL. 250 ENG.; V-8 327 ENG.; V-8 350 ENG.; V-8 396 ENG.; V-8 427 ENG.			
		Pump Complete Rebuilding Kit.....	7910	V-8 427 ENG.		
		Pump Seal Kit.....	7918	Pump Complete Rebuilding Kit.....		7910
		Pump Drive Shaft Seal Kit.....	8709	Pump Seal Kit.....		7918
		Stg. Gear Complete Rebuilding Kit.....	7858	Pump Drive Shaft Seal Kit.....		8709
		Stg. Gear Major Seal Kit.....	7860	Stg. Gear Complete Rebuilding Kit.....		7858
		Stg. Gear Input Shaft Seal Kit.....	7095	Stg. Gear Major Seal Kit.....		7860
		Stg. Gear Complete Pitman Shaft Seal Kit.....	8766	Stg. Gear Input Shaft Seal Kit.....		7095
		Stg. Gear Lower Pitman Shaft Seal Kit.....	7856	Stg. Gear Complete Pitman Shaft Seal Kit.....		8766
HOSE NUMERICAL	V-8 454 (CANADA) ENG.		1969			
		Pump Complete Rebuilding Kit.....	7910	6-CYL. 250 ENG.; V-8 327 ENG.; V-8 350 ENG.; V-8 396 ENG.; V-8 427 ENG.		
		Pump Seal Kit.....	7918	V-8 427 ENG.		
		Pump Drive Shaft Seal Kit.....	8709	Pump Complete Rebuilding Kit.....		7910
		Stg. Gear Complete Rebuilding Kit.....	7858	Pump Seal Kit.....		7918
		Stg. Gear Major Seal Kit.....	7860	Pump Drive Shaft Seal Kit.....		8709
		Stg. Gear Input Shaft Seal Kit.....	7095	Stg. Gear Complete Rebuilding Kit.....		7858
		Stg. Gear Complete Pitman Shaft Seal Kit.....	8766	Stg. Gear Major Seal Kit.....		7860
		Stg. Gear Lower Pitman Shaft Seal Kit.....	7856	Stg. Gear Input Shaft Seal Kit.....		7095
				Stg. Gear Complete Pitman Shaft Seal Kit.....		8766
			Stg. Gear Lower Pitman Shaft Seal Kit.....		7856	
ILLUSTRATIONS	1975-1974		1969			
	V-8 350 (CANADA) ENG.; V-8 400 (CANADA) ENG.		6-CYL. 250 ENG.; V-8 327 ENG.; V-8 350 ENG.; V-8 396 ENG.; V-8 427 ENG.			
		Pump Complete Rebuilding Kit.....	7910	V-8 427 ENG.		
		Pump Seal Kit.....	7918	Pump Complete Rebuilding Kit.....		7910
		Pump Drive Shaft Seal Kit.....	8709	Pump Seal Kit.....		7918
		Stg. Gear Complete Rebuilding Kit.....	7858	Pump Drive Shaft Seal Kit.....		8709
		Stg. Gear Major Seal Kit.....	7860	Stg. Gear Complete Rebuilding Kit.....		7858
		Stg. Gear Input Shaft Seal Kit.....	7095	Stg. Gear Major Seal Kit.....		7860
		Stg. Gear Complete Pitman Shaft Seal Kit.....	8766	Stg. Gear Input Shaft Seal Kit.....		7095
		Stg. Gear Lower Pitman Shaft Seal Kit.....	7856	Stg. Gear Complete Pitman Shaft Seal Kit.....		8766

☆ See Pages A14 - A15 For Pump or Gear Identification.

⊗ Packaged one bushing per box, order as required.

Power Steering Repair Kits for Passenger Cars and Light Trucks

Application	Kit No.	Application	Kit No.
CHEVROLET - Continued		CHEVROLET - Continued	
BISCAYNE - Continued		BISCAYNE - Continued	
1968		1961-1960 - Continued	
6-CYL. 250 ENG.; V-8 307 ENG.; V-8 327 ENG.; V-8 396 ENG.; V-8 427 ENG.		6-CYL. 235 ENG.; V-8 283 ENG.; V-8 348 ENG. - Continued	
Pump Complete Rebuilding Kit.....	7910	Pump Drive Shaft Seal Kit; W/Two-Raised Mounting Pads.....	8709
Pump Seal Kit.....	7918	Control Valve Seal Kit.....	7864
Pump Drive Shaft Seal Kit.....	8709	Power Cyl. Complete Rebuilding Kit.....	8537
Stg. Gear Complete Rebuilding Kit.....	7858	Power Cyl. Piston Rod Seal Kit.....	7906
Stg. Gear Major Seal Kit.....	7860	1959	
Stg. Gear Input Shaft Seal Kit.....	7095	6-CYL. 235 ENG.; V-8 283 ENG.; V-8 348 ENG.	
Stg. Gear Complete Pitman Shaft Seal Kit.....	8766	Control Valve Seal Kit.....	7864
Stg. Gear Lower Pitman Shaft Seal Kit.....	7856	Power Cyl. Piston Rod Seal Kit.....	7906
1967		1958	
6-CYL. 250 ENG.; V-8 283 ENG.; V-8 327 ENG.; V-8 396 ENG.; V-8 427 ENG.		6-CYL. 235 ENG.; V-8 283 ENG.; V-8 348 ENG.	
Pump Complete Rebuilding Kit.....	7910	Power Cyl. Piston Rod Seal Kit.....	7906
Pump Seal Kit.....	7918	BLAZER	
Pump Drive Shaft Seal Kit.....	8709	1995	
Stg. Gear Complete Rebuilding Kit.....	7858	V-6 4.3 L ENG.	
Stg. Gear Major Seal Kit.....	7860	Pump Complete Rebuilding Kit.....	7910
Stg. Gear Input Shaft Seal Kit.....	7095	Pump Seal Kit.....	7918
Stg. Gear Complete Pitman Shaft Seal Kit.....	8766	Pump Drive Shaft Seal Kit.....	8709
Stg. Gear Lower Pitman Shaft Seal Kit.....	7856	Stg. Gear Complete Rebuilding Kit.....	8780
1966		Stg. Gear Major Seal Kit.....	8625
6-CYL. 250 ENG.; V-8 283 ENG.; V-8 327 ENG.; V-8 396 ENG.; V-8 427 ENG.		Stg. Gear Input Shaft Seal Kit.....	8525
Pump Complete Rebuilding Kit; W/Two-Raised Mounting Pads.....	7910	Stg. Gear Complete Pitman Shaft Seal Kit.....	8763
Pump Seal Kit; W/One-Raised Mounting Pads.....	8755	Stg. Gear Lower Pitman Shaft Seal Kit.....	8717
Pump Seal Kit; W/Two-Raised Mounting Pads.....	7918	1994	
Pump Drive Shaft Seal Kit; W/One-Raised Mounting Pads.....	8711	V-6 4.3 L ENG.	
Pump Drive Shaft Seal Kit; W/Two-Raised Mounting Pads.....	8709	Pump Complete Rebuilding Kit.....	7910
Stg. Gear Complete Rebuilding Kit.....	7858	Pump Seal Kit.....	7918
Stg. Gear Major Seal Kit.....	7860	Pump Drive Shaft Seal Kit.....	8709
Stg. Gear Input Shaft Seal Kit.....	7095	Stg. Gear Complete Rebuilding Kit.....	8780
Stg. Gear Complete Pitman Shaft Seal Kit.....	8766	Stg. Gear Major Seal Kit.....	8625
Stg. Gear Lower Pitman Shaft Seal Kit.....	7856	Stg. Gear Input Shaft Seal Kit.....	8525
1965		Stg. Gear Complete Pitman Shaft Seal Kit.....	8763
6-CYL. 230 ENG.; 6-CYL. 250 ENG.; V-8 283 ENG.; V-8 327 ENG.; V-8 396 ENG.; V-8 409 ENG.		Stg. Gear Lower Pitman Shaft Seal Kit.....	8717
Pump Complete Rebuilding Kit; W/Two-Raised Mounting Pads.....	7910	V-8 5.7 L ENG.; V-8 6.5 L DIESEL ENG.	
Pump Seal Kit; W/One-Raised Mounting Pads.....	8755	Pump Complete Rebuilding Kit.....	7910
Pump Seal Kit; W/Two-Raised Mounting Pads.....	7918	Pump Seal Kit.....	7918
Pump Drive Shaft Seal Kit; W/One-Raised Mounting Pads.....	8711	Pump Drive Shaft Seal Kit.....	8709
Pump Drive Shaft Seal Kit; W/Two-Raised Mounting Pads.....	8709	Stg. Gear Complete Rebuilding Kit; 8600 G.V.W. & Over.....	8781
Stg. Gear Complete Rebuilding Kit.....	7858	Stg. Gear Complete Rebuilding Kit; Under 8600 G.V.W.....	8780
Stg. Gear Major Seal Kit.....	7860	Stg. Gear Major Seal Kit; 8600 G.V.W. & Over.....	8716
Stg. Gear Input Shaft Seal Kit.....	7095	Stg. Gear Major Seal Kit; Under 8600 G.V.W.....	8625
Stg. Gear Complete Pitman Shaft Seal Kit.....	8766	Stg. Gear Input Shaft Seal Kit.....	8525
Stg. Gear Lower Pitman Shaft Seal Kit.....	7856	Stg. Gear Complete Pitman Shaft Seal Kit.....	8763
1964-1963		Stg. Gear Lower Pitman Shaft Seal Kit.....	8717
6-CYL. 230 ENG.; V-8 283 ENG.; V-8 327 ENG.; V-8 409 ENG.		1993	
Pump Complete Rebuilding Kit; W/Two-Raised Mounting Pads.....	7910	V-6 4.3 L ENG.	
Pump Seal Kit; W/One-Raised Mounting Pads.....	8755	Pump Complete Rebuilding Kit.....	7910
Pump Seal Kit; W/Two-Raised Mounting Pads.....	7918	Pump Seal Kit.....	7918
Pump Drive Shaft Seal Kit; W/One-Raised Mounting Pads.....	8711	Pump Drive Shaft Seal Kit.....	8709
Pump Drive Shaft Seal Kit; W/Two-Raised Mounting Pads.....	8709	Stg. Gear Complete Rebuilding Kit.....	8522
Control Valve Seal Kit.....	7864	Stg. Gear Major Seal Kit.....	8521
Power Cyl. Complete Rebuilding Kit.....	8537	Stg. Gear Input Shaft Seal Kit.....	8525
Power Cyl. Piston Rod Seal Kit.....	7906	Stg. Gear Complete Pitman Shaft Seal Kit.....	8766
1962		Stg. Gear Lower Pitman Shaft Seal Kit.....	7856
6-CYL. 235 ENG.; V-8 283 ENG.; V-8 327 ENG.; V-8 409 ENG.		V-8 5.7 L ENG.	
Pump Complete Rebuilding Kit; W/Two-Raised Mounting Pads.....	7910	Pump Complete Rebuilding Kit.....	7910
Pump Seal Kit; W/One-Raised Mounting Pads.....	8755	Pump Seal Kit.....	7918
Pump Seal Kit; W/Two-Raised Mounting Pads.....	7918	Pump Drive Shaft Seal Kit.....	8709
Pump Drive Shaft Seal Kit; W/One-Raised Mounting Pads.....	8711	Stg. Gear Complete Rebuilding Kit; 8600 G.V.W. & Over.....	8781
Pump Drive Shaft Seal Kit; W/Two-Raised Mounting Pads.....	8709	Stg. Gear Complete Rebuilding Kit; Under 8600 G.V.W.....	8780
Control Valve Seal Kit.....	7864	Stg. Gear Major Seal Kit; 8600 G.V.W. & Over.....	8716
Power Cyl. Complete Rebuilding Kit.....	8537	Stg. Gear Major Seal Kit; Under 8600 G.V.W.....	8625
Power Cyl. Piston Rod Seal Kit.....	7906	Stg. Gear Input Shaft Seal Kit.....	8525
1961-1960		Stg. Gear Complete Pitman Shaft Seal Kit.....	8763
6-CYL. 235 ENG.; V-8 283 ENG.; V-8 348 ENG.		Stg. Gear Lower Pitman Shaft Seal Kit.....	8717
Pump Complete Rebuilding Kit; W/Two-Raised Mounting Pads.....	7910	1992	
Pump Seal Kit; W/One-Raised Mounting Pads.....	8755	V-6 4.3 L ENG.	
Pump Seal Kit; W/Two-Raised Mounting Pads.....	7918	Pump Complete Rebuilding Kit.....	7910
Pump Drive Shaft Seal Kit; W/One-Raised Mounting Pads.....	8711	Pump Seal Kit.....	7918
Pump Drive Shaft Seal Kit; W/Two-Raised Mounting Pads.....	8709	Pump Drive Shaft Seal Kit.....	8709
Control Valve Seal Kit.....	7864	Stg. Gear Complete Rebuilding Kit.....	8522
Power Cyl. Complete Rebuilding Kit.....	8537	Stg. Gear Major Seal Kit.....	8521
Power Cyl. Piston Rod Seal Kit.....	7906	Stg. Gear Input Shaft Seal Kit.....	8525
		Stg. Gear Complete Pitman Shaft Seal Kit.....	8763
		Stg. Gear Lower Pitman Shaft Seal Kit.....	8717

☆ See Pages A14 - A15 For Pump or Gear Identification.

⊙ Packaged one bushing per box, order as required.

SYSTEM PUMP & GEAR IDENT.

SYSTEM & COMPONENT IDENT.

PASS. CARS

LIGHT TRUCKS

MEDIUM/HEAVY TRUCKS

BUSES

HOSE NUMERICAL

REPAIR KITS

KIT NUMERICAL

ILLUSTRATIONS

Power Steering Repair Kits for Passenger Cars and Light Trucks

	Application	Kit No.	Application	Kit No.	
SYSTEM PUMP & GEAR IDENT.	CHEVROLET - Continued		CHEVROLET - Continued		
	BLAZER - Continued		BLAZER - Continued		
	1992 - Continued		1988 - Continued		
	V-6 4.3 L ENG. - Continued		V-8 5.7 L ENG.; V-8 6.2 L DIESEL ENG. - Continued		
		Stg. Gear Input Shaft Seal Kit.....	8525	Stg. Gear Input Shaft Seal Kit.....	8525
		Stg. Gear Complete Pitman Shaft Seal Kit.....	8766	Stg. Gear Complete Pitman Shaft Seal Kit.....	8766
		Stg. Gear Lower Pitman Shaft Seal Kit.....	7856	Stg. Gear Lower Pitman Shaft Seal Kit.....	7856
		V-8 5.7 L ENG.		1987-1985	
		Pump Complete Rebuilding Kit.....	7910	4-CYL. 2.5 L ENG.	
		Pump Seal Kit.....	7918	Pump Complete Rebuilding Kit.....	8561
SYSTEM & COMPONENT IDENT.		Pump Drive Shaft Seal Kit.....	8709	Pump Seal Kit.....	8554
		Stg. Gear Complete Rebuilding Kit.....	8781	Pump Drive Shaft Seal Kit.....	8712
		Stg. Gear Complete Rebuilding Kit; Under 8600 G.V.W.....	8780	Stg. Gear Complete Rebuilding Kit.....	8522
		Stg. Gear Major Seal Kit; 8600 G.V.W. & Over.....	8716	Stg. Gear Major Seal Kit.....	8521
		Stg. Gear Major Seal Kit; Under 8600 G.V.W.....	8625	Stg. Gear Input Shaft Seal Kit.....	8525
		1991-1990		Stg. Gear Complete Pitman Shaft Seal Kit.....	8766
		V-6 4.3 L ENG.		Stg. Gear Lower Pitman Shaft Seal Kit.....	7856
		Pump Complete Rebuilding Kit.....	7910	V-6 2.8 L ENG.	
		Pump Seal Kit.....	7918	Pump Complete Rebuilding Kit.....	7910
		Pump Drive Shaft Seal Kit.....	8709	Pump Seal Kit.....	7918
PASS. CARS		Stg. Gear Complete Rebuilding Kit.....	8522	Pump Drive Shaft Seal Kit.....	8709
		Stg. Gear Major Seal Kit.....	8521	Stg. Gear Complete Rebuilding Kit.....	8522
		Stg. Gear Input Shaft Seal Kit.....	8525	Stg. Gear Major Seal Kit.....	8521
		Stg. Gear Complete Pitman Shaft Seal Kit.....	8766	Stg. Gear Input Shaft Seal Kit.....	8525
		Stg. Gear Lower Pitman Shaft Seal Kit.....	7856	Stg. Gear Complete Pitman Shaft Seal Kit.....	8766
		V-8 5.7 L ENG.; V-8 6.2 L DIESEL ENG.		Stg. Gear Lower Pitman Shaft Seal Kit.....	7856
		Pump Complete Rebuilding Kit.....	7910	V-8 5.0 L ENG.; V-8 5.7 L ENG.; V-8 6.2 L DIESEL ENG.	
		Pump Seal Kit.....	7918	Pump Complete Rebuilding Kit.....	7910
		Pump Drive Shaft Seal Kit.....	8709	Pump Seal Kit.....	7918
		Stg. Gear Complete Rebuilding Kit.....	8524	Pump Drive Shaft Seal Kit.....	8709
LIGHT TRUCKS		Stg. Gear Major Seal Kit.....	8523	Stg. Gear Complete Rebuilding Kit.....	8524
		Stg. Gear Input Shaft Seal Kit.....	8525	Stg. Gear Major Seal Kit.....	8523
		Stg. Gear Complete Pitman Shaft Seal Kit.....	8766	Stg. Gear Input Shaft Seal Kit.....	8525
		Stg. Gear Lower Pitman Shaft Seal Kit.....	7856	Stg. Gear Complete Pitman Shaft Seal Kit.....	8766
		1989		Stg. Gear Lower Pitman Shaft Seal Kit.....	7856
		V-6 2.8 L ENG.; V-6 4.3 L ENG.		1984-1983	
		Pump Complete Rebuilding Kit.....	7910	4-CYL. 1.9 L ENG.; 4-CYL. 2.0 L ENG.; V-6 2.8 L ENG.	
		Pump Seal Kit.....	7918	Pump Complete Rebuilding Kit.....	7910
		Pump Drive Shaft Seal Kit.....	8709	Pump Seal Kit.....	7918
		Stg. Gear Complete Rebuilding Kit.....	8522	Pump Drive Shaft Seal Kit.....	8709
MEDIUM/HEAVY TRUCKS		Stg. Gear Major Seal Kit.....	8521	Stg. Gear Complete Rebuilding Kit.....	8522
		Stg. Gear Input Shaft Seal Kit.....	8525	Stg. Gear Major Seal Kit.....	8521
		Stg. Gear Complete Pitman Shaft Seal Kit.....	8766	Stg. Gear Input Shaft Seal Kit.....	8525
		Stg. Gear Lower Pitman Shaft Seal Kit.....	7856	Stg. Gear Complete Pitman Shaft Seal Kit.....	8766
		V-8 5.7 L ENG.; V-8 6.2 L DIESEL ENG.		Stg. Gear Lower Pitman Shaft Seal Kit.....	7856
		Pump Complete Rebuilding Kit.....	7910	V-8 5.0 L ENG.; V-8 5.7 L ENG.; V-8 6.2 L DIESEL ENG.	
		Pump Seal Kit.....	7918	Pump Complete Rebuilding Kit.....	7910
		Pump Drive Shaft Seal Kit.....	8709	Pump Seal Kit.....	7918
		Stg. Gear Complete Rebuilding Kit.....	8524	Pump Drive Shaft Seal Kit.....	8709
		Stg. Gear Major Seal Kit.....	8523	Stg. Gear Complete Rebuilding Kit.....	8524
HOSE NUMERICAL		Stg. Gear Input Shaft Seal Kit.....	8525	Stg. Gear Major Seal Kit.....	8523
		Stg. Gear Complete Pitman Shaft Seal Kit.....	8766	Stg. Gear Input Shaft Seal Kit.....	8525
		Stg. Gear Lower Pitman Shaft Seal Kit.....	7856	Stg. Gear Complete Pitman Shaft Seal Kit.....	8766
		1988		Stg. Gear Lower Pitman Shaft Seal Kit.....	7856
		4-CYL. 2.5 L ENG.		1982	
		Pump Complete Rebuilding Kit.....	8561	6-CYL. 4.1 L ENG.; V-8 5.0 L ENG.; V-8 5.7 L ENG.; V-8 6.2 L DIESEL ENG.	
		Pump Seal Kit.....	8554	Pump Complete Rebuilding Kit.....	7910
		Pump Drive Shaft Seal Kit.....	8712	Pump Seal Kit.....	7918
		Stg. Gear Complete Rebuilding Kit.....	8522	Pump Drive Shaft Seal Kit.....	8709
		Stg. Gear Major Seal Kit.....	8521	Stg. Gear Complete Rebuilding Kit.....	8524
REPAIR KITS		Stg. Gear Input Shaft Seal Kit.....	8525	Stg. Gear Major Seal Kit.....	8523
		Stg. Gear Complete Pitman Shaft Seal Kit.....	8766	Stg. Gear Input Shaft Seal Kit.....	8525
		Stg. Gear Lower Pitman Shaft Seal Kit.....	7856	Stg. Gear Complete Pitman Shaft Seal Kit.....	8766
		V-6 2.8 L ENG.; V-6 4.3 L ENG.		Stg. Gear Lower Pitman Shaft Seal Kit.....	7856
		Pump Complete Rebuilding Kit.....	7910	1981	
		Pump Seal Kit.....	7918	6-CYL. 4.1 L ENG.; V-8 5.0 L ENG.; V-8 5.7 L ENG.	
		Pump Drive Shaft Seal Kit.....	8709	Pump Complete Rebuilding Kit.....	7910
		Stg. Gear Complete Rebuilding Kit.....	8522	Pump Seal Kit.....	7918
		Stg. Gear Major Seal Kit.....	8521	Pump Drive Shaft Seal Kit.....	8709
		Stg. Gear Input Shaft Seal Kit.....	8525	Stg. Gear Complete Rebuilding Kit.....	8524
KIT NUMERICAL		Stg. Gear Complete Pitman Shaft Seal Kit.....	8766	Stg. Gear Major Seal Kit.....	8523
		Stg. Gear Lower Pitman Shaft Seal Kit.....	7856	Stg. Gear Input Shaft Seal Kit.....	8525
		V-8 5.7 L ENG.; V-8 6.2 L DIESEL ENG.		Stg. Gear Complete Pitman Shaft Seal Kit.....	8766
		Pump Complete Rebuilding Kit.....	7910	Stg. Gear Lower Pitman Shaft Seal Kit.....	7856
		Pump Seal Kit.....	7918	1981	
		Pump Drive Shaft Seal Kit.....	8709	6-CYL. 4.1 L ENG.; V-8 5.0 L ENG.; V-8 5.7 L ENG.	
		Stg. Gear Complete Rebuilding Kit.....	8522	Pump Complete Rebuilding Kit.....	7910
		Stg. Gear Major Seal Kit.....	8521	Pump Seal Kit.....	7918
		Stg. Gear Input Shaft Seal Kit.....	8525	Pump Drive Shaft Seal Kit.....	8709
		Stg. Gear Complete Pitman Shaft Seal Kit.....	8766	Stg. Gear Complete Rebuilding Kit.....	8524
ILLUSTRATIONS		Stg. Gear Lower Pitman Shaft Seal Kit.....	7856	Stg. Gear Major Seal Kit.....	8523
		V-8 5.7 L ENG.; V-8 6.2 L DIESEL ENG.		Stg. Gear Input Shaft Seal Kit.....	8525
		Pump Complete Rebuilding Kit.....	7910	Stg. Gear Complete Pitman Shaft Seal Kit.....	8766
		Pump Seal Kit.....	7918	Stg. Gear Lower Pitman Shaft Seal Kit.....	7856
		Pump Drive Shaft Seal Kit.....	8709		
		Stg. Gear Complete Rebuilding Kit.....	8524		
		Stg. Gear Major Seal Kit.....	8523		
		Stg. Gear Input Shaft Seal Kit.....	8525		
		Stg. Gear Complete Pitman Shaft Seal Kit.....	8766		
		Stg. Gear Lower Pitman Shaft Seal Kit.....	8523		

☆ See Pages A14 - A15 For Pump or Gear Identification.

⊗ Packaged one bushing per box, order as required.

Power Steering Repair Kits for Passenger Cars and Light Trucks

Application	Kit No.	Application	Kit No.
CHEVROLET - Continued		CHEVROLET - Continued	
BLAZER - Continued		BLAZER - Continued	
1980		1970-1969 - Continued	
6-CYL. 4.1 L ENG.; V-8 5.0 L ENG.; V-8 5.7 L ENG.		6-CYL. 250 ENG.; V-8 307 ENG.; V-8 350 ENG. - Continued	
Pump Complete Rebuilding Kit.....	7910	Pump Seal Kit; W/Two-Raised Mounting Pads.....	7918
Pump Seal Kit.....	7918	Pump Drive Shaft Seal Kit; W/One-Raised Mounting Pads.....	8711
Pump Drive Shaft Seal Kit.....	8709	Pump Drive Shaft Seal Kit; W/Two-Raised Mounting Pads.....	8709
Stg. Gear Complete Rebuilding Kit; 1st Design; W/Casting No. 7802644L.....	7857	Stg. Gear Complete Rebuilding Kit.....	7857
Stg. Gear Complete Rebuilding Kit; 2nd Design; W/Casting No. 7802644.....	8524	Stg. Gear Major Seal Kit.....	7859
Stg. Gear Major Seal Kit; 1st Design; W/Casting No. 7802644L.....	7859	Stg. Gear Input Shaft Seal Kit.....	7095
Stg. Gear Major Seal Kit; 2nd Design; W/Casting No. 7802644.....	8523	Stg. Gear Complete Pitman Shaft Seal Kit.....	8766
Stg. Gear Input Shaft Seal Kit; 1st Design; W/Casting No. 7802644L.....	7095	Stg. Gear Lower Pitman Shaft Seal Kit.....	7856
Stg. Gear Input Shaft Seal Kit; 2nd Design; W/Casting No. 7802644.....	8525		
Stg. Gear Complete Pitman Shaft Seal Kit.....	8766		
Stg. Gear Lower Pitman Shaft Seal Kit.....	7856		
1979		C & K SERIES PICKUP	
6-CYL. 250 ENG.; V-8 305 ENG.; V-8 350 ENG.; V-8 400 ENG.		1995-1994	
Pump Complete Rebuilding Kit.....	7910	V-6 4.3 L ENG.; V-8 5.0 L ENG.; V-8 5.7 L ENG.; V-8 6.5 L DIESEL ENG.; V-8 7.4 L ENG.	
Pump Seal Kit.....	7918	Pump Complete Rebuilding Kit.....	7910
Pump Drive Shaft Seal Kit.....	8709	Pump Seal Kit.....	7918
Stg. Gear Complete Rebuilding Kit; 1st Design; W/Casting No. 7802644L.....	7857	Pump Drive Shaft Seal Kit.....	8709
Stg. Gear Complete Rebuilding Kit; 2nd Design; W/Casting No. 7802644.....	8524	Stg. Gear Complete Rebuilding Kit; 8600 G.V.W. & Over.....	8781
Stg. Gear Major Seal Kit; 1st Design; W/Casting No. 7802644L.....	7859	Stg. Gear Complete Rebuilding Kit; Under 8600 G.V.W.....	8780
Stg. Gear Major Seal Kit; 2nd Design; W/Casting No. 7802644.....	8523	Stg. Gear Major Seal Kit; 8600 G.V.W. & Over.....	8716
Stg. Gear Input Shaft Seal Kit; 1st Design; W/Casting No. 7802644L.....	7095	Stg. Gear Major Seal Kit; Under 8600 G.V.W.....	8625
Stg. Gear Input Shaft Seal Kit; 2nd Design; W/Casting No. 7802644.....	8525	Stg. Gear Input Shaft Seal Kit.....	8525
Stg. Gear Complete Pitman Shaft Seal Kit.....	8766	Stg. Gear Complete Pitman Shaft Seal Kit.....	8763
Stg. Gear Lower Pitman Shaft Seal Kit.....	7856	Stg. Gear Lower Pitman Shaft Seal Kit.....	8717
1978-1977		1993-1992	
6-CYL. 250 ENG.; V-8 305 ENG.; V-8 350 ENG.; V-8 400 ENG.		V-6 4.3 L ENG.; V-8 5.0 L ENG.; V-8 5.7 L ENG.; V-8 6.2 L DIESEL ENG.; V-8 6.5 L DIESEL ENG.; V-8 7.4 L ENG.	
Pump Complete Rebuilding Kit.....	7910	Pump Complete Rebuilding Kit.....	7910
Pump Seal Kit.....	7918	Pump Seal Kit.....	7918
Pump Drive Shaft Seal Kit.....	8709	Pump Drive Shaft Seal Kit.....	8709
Stg. Gear Complete Rebuilding Kit.....	7857	Stg. Gear Complete Rebuilding Kit; 8600 G.V.W. & Over.....	8781
Stg. Gear Major Seal Kit.....	7859	Stg. Gear Complete Rebuilding Kit; Under 8600 G.V.W.....	8780
Stg. Gear Input Shaft Seal Kit.....	7095	Stg. Gear Major Seal Kit; 8600 G.V.W. & Over.....	8716
Stg. Gear Complete Pitman Shaft Seal Kit.....	8766	Stg. Gear Major Seal Kit; Under 8600 G.V.W.....	8625
Stg. Gear Lower Pitman Shaft Seal Kit.....	7856	Stg. Gear Input Shaft Seal Kit.....	8525
1976-1975		Stg. Gear Complete Pitman Shaft Seal Kit.....	8763
6-CYL. 250 ENG.; V-8 350 ENG.; V-8 400 ENG.		Stg. Gear Lower Pitman Shaft Seal Kit.....	8717
Pump Complete Rebuilding Kit.....	7910	1991-1988	
Pump Seal Kit.....	7918	V-6 4.3 L ENG.; V-8 5.0 L ENG.; V-8 5.7 L ENG.; V-8 6.2 L DIESEL ENG.; V-8 7.4 L ENG.	
Pump Drive Shaft Seal Kit.....	8709	Pump Complete Rebuilding Kit.....	7910
Stg. Gear Complete Rebuilding Kit.....	7857	Pump Seal Kit.....	7918
Stg. Gear Major Seal Kit.....	7859	Pump Drive Shaft Seal Kit.....	8709
Stg. Gear Input Shaft Seal Kit.....	7095	Stg. Gear Complete Rebuilding Kit; 8600 G.V.W. & Over.....	8781
Stg. Gear Complete Pitman Shaft Seal Kit.....	8766	Stg. Gear Complete Rebuilding Kit; Under 8600 G.V.W.....	8780
Stg. Gear Lower Pitman Shaft Seal Kit.....	7856	Stg. Gear Major Seal Kit; 8600 G.V.W. & Over.....	8716
1974		Stg. Gear Major Seal Kit; Under 8600 G.V.W.....	8625
6-CYL. 250 ENG.; V-8 350 ENG.		Stg. Gear Input Shaft Seal Kit.....	8525
Pump Complete Rebuilding Kit.....	7910	Stg. Gear Complete Pitman Shaft Seal Kit.....	8763
Pump Seal Kit.....	7918	Stg. Gear Lower Pitman Shaft Seal Kit.....	8717
Pump Drive Shaft Seal Kit.....	8709	1986-1985	
Stg. Gear Complete Rebuilding Kit.....	7857	6-CYL. 4.8 L ENG.; V-6 4.3 L ENG.; V-8 5.0 L ENG.; V-8 5.7 L ENG.; V-8 6.2 L DIESEL ENG.; V-8 7.4 L ENG.	
Stg. Gear Major Seal Kit.....	7859	Pump Complete Rebuilding Kit.....	7910
Stg. Gear Input Shaft Seal Kit.....	7095	Pump Seal Kit.....	7918
Stg. Gear Complete Pitman Shaft Seal Kit.....	8766	Pump Drive Shaft Seal Kit.....	8709
Stg. Gear Lower Pitman Shaft Seal Kit.....	7856	Stg. Gear Complete Rebuilding Kit.....	8524
1973-1971		Stg. Gear Major Seal Kit.....	8523
6-CYL. 250 ENG.; V-8 307 ENG.; V-8 350 ENG.		Stg. Gear Input Shaft Seal Kit.....	8525
Pump Complete Rebuilding Kit.....	7910	Stg. Gear Complete Pitman Shaft Seal Kit.....	8766
Pump Seal Kit.....	7918	Stg. Gear Lower Pitman Shaft Seal Kit.....	7856
Pump Drive Shaft Seal Kit.....	8709	1984-1982	
Stg. Gear Complete Rebuilding Kit.....	7857	6-CYL. 4.1 L ENG.; 6-CYL. 4.8 L ENG.; V-8 5.0 L ENG.; V-8 5.7 L ENG.; V-8 6.2 L DIESEL ENG.; V-8 7.4 L ENG.	
Stg. Gear Major Seal Kit.....	7859	Pump Complete Rebuilding Kit.....	7910
Stg. Gear Input Shaft Seal Kit.....	7095	Pump Seal Kit.....	7918
Stg. Gear Complete Pitman Shaft Seal Kit.....	8766	Pump Drive Shaft Seal Kit.....	8709
Stg. Gear Lower Pitman Shaft Seal Kit.....	7856	Stg. Gear Complete Rebuilding Kit.....	8524
1970-1969		Stg. Gear Major Seal Kit.....	8523
6-CYL. 250 ENG.; V-8 307 ENG.; V-8 350 ENG.		Stg. Gear Input Shaft Seal Kit.....	8525
Pump Complete Rebuilding Kit; W/Two-Raised Mounting Pads.....	7910	Stg. Gear Complete Pitman Shaft Seal Kit.....	8766
Pump Seal Kit; W/One-Raised Mounting Pads.....	8755	Stg. Gear Lower Pitman Shaft Seal Kit.....	7856

**SYSTEM
PUMP &
GEAR
IDENT.**

**SYSTEM &
COM-
PONENT
IDENT.**

**PASS.
CARS**

**LIGHT
TRUCKS**

**MEDIUM/
HEAVY
TRUCKS**

BUSES

**HOSE
NUMER-
ICAL**

**REPAIR
KITS**

**KIT
NUMER-
ICAL**

**ILLUST-
RATIONS**

☆ See Pages A14 - A15 For Pump or Gear Identification.

⊗ Packaged one bushing per box, order as required.

Power Steering Repair Kits for Passenger Cars and Light Trucks

	Application	Kit No.	Application	Kit No.
SYSTEM PUMP & GEAR IDENT.	CHEVROLET - Continued		CHEVROLET - Continued	
SYSTEM & COMPONENT IDENT.	C & K SERIES PICKUP - Continued		C & K SERIES PICKUP - Continued	
PASS. CARS	1981		1976-1975 - Continued	
LIGHT TRUCKS	6-CYL. 4.1 L ENG.; 6-CYL. 4.8 L ENG.; V-8 5.0 L ENG.; V-8 5.7 L ENG.; V-8 5.7 L DIESEL ENG.; V-8 6.6 L ENG. (CANADA); V-8 7.4 L ENG.		6-CYL. 250 ENG.; 6-CYL. 292 ENG.; V-8 350 ENG.; V-8 400 ENG.; V-8 454 ENG. - Continued	
MEDIUM/HEAVY TRUCKS	Pump Complete Rebuilding Kit.....	7910	Stg. Gear Input Shaft Seal Kit.....	7095
BUSES	Pump Seal Kit.....	7918	Stg. Gear Complete Pitman Shaft Seal Kit.....	8766
HOSE NUMERICAL	Pump Drive Shaft Seal Kit.....	8709	Stg. Gear Lower Pitman Shaft Seal Kit.....	7856
REPAIR KITS	Stg. Gear Complete Rebuilding Kit.....	8524	1974	
KIT NUMERICAL	Stg. Gear Major Seal Kit.....	8523	6-CYL. 250 ENG.; 6-CYL. 292 ENG.; V-8 350 ENG.; V-8 454 ENG.	
ILLUSTRATIONS	Stg. Gear Input Shaft Seal Kit.....	8525	Pump Complete Rebuilding Kit.....	7910
	Stg. Gear Complete Pitman Shaft Seal Kit.....	8766	Pump Seal Kit.....	7918
	Stg. Gear Lower Pitman Shaft Seal Kit.....	7856	Pump Drive Shaft Seal Kit.....	8709
	1980		Stg. Gear Complete Rebuilding Kit.....	7857
	6-CYL. 4.1 L ENG.; 6-CYL. 4.8 L ENG.; V-8 5.0 L ENG.; V-8 5.7 L ENG.; V-8 5.7 L DIESEL ENG.; V-8 6.6 L ENG.; V-8 7.4 L ENG.		Stg. Gear Major Seal Kit.....	8524
	Pump Complete Rebuilding Kit.....	7910	Stg. Gear Major Seal Kit; 1st Design; W/Casting No. 7802644L.....	7859
	Pump Seal Kit.....	7918	Stg. Gear Major Seal Kit; 2nd Design; W/Casting No. 7802644.....	8523
	Pump Drive Shaft Seal Kit.....	8709	Stg. Gear Input Shaft Seal Kit; 1st Design; W/Casting No. 7802644L.....	7095
	Stg. Gear Complete Rebuilding Kit; 1st Design; W/Casting No. 7802644L.....	7857	Stg. Gear Input Shaft Seal Kit; 2nd Design; W/Casting No. 7802644.....	8525
	Stg. Gear Complete Rebuilding Kit; 2nd Design; W/Casting No. 7802644.....	8524	Stg. Gear Complete Pitman Shaft Seal Kit.....	8766
	Stg. Gear Major Seal Kit; 1st Design; W/Casting No. 7802644L.....	7859	Stg. Gear Lower Pitman Shaft Seal Kit.....	7856
	Stg. Gear Major Seal Kit; 2nd Design; W/Casting No. 7802644.....	8523	1972-1971	
	Stg. Gear Input Shaft Seal Kit; 1st Design; W/Casting No. 7802644L.....	7095	6-CYL. 250 ENG.; 6-CYL. 292 ENG.; V-8 307 ENG.; V-8 350 ENG.; V-8 402 ENG.	
	Stg. Gear Input Shaft Seal Kit; 2nd Design; W/Casting No. 7802644.....	8525	Pump Complete Rebuilding Kit.....	7910
	Stg. Gear Complete Pitman Shaft Seal Kit.....	8766	Pump Seal Kit.....	7918
	Stg. Gear Lower Pitman Shaft Seal Kit.....	7856	Pump Drive Shaft Seal Kit.....	8709
	1979		Stg. Gear Complete Rebuilding Kit.....	7857
	6-CYL. 250 ENG.; 6-CYL. 292 ENG.; V-8 305 ENG.; V-8 350 ENG.; V-8 350 DIESEL ENG.; V-8 400 ENG.; V-8 454 ENG.		Stg. Gear Major Seal Kit.....	7859
	Pump Complete Rebuilding Kit.....	7910	Stg. Gear Input Shaft Seal Kit.....	7095
	Pump Seal Kit.....	7918	Stg. Gear Input Shaft Seal Kit; 2nd Design; W/Casting No. 7802644.....	8525
	Pump Drive Shaft Seal Kit.....	8709	Stg. Gear Complete Pitman Shaft Seal Kit.....	8766
	Stg. Gear Complete Rebuilding Kit; 1st Design; W/Casting No. 7802644L.....	7857	Stg. Gear Lower Pitman Shaft Seal Kit.....	7856
	Stg. Gear Complete Rebuilding Kit; 2nd Design; W/Casting No. 7802644.....	8524	1970	
	Stg. Gear Major Seal Kit; 1st Design; W/Casting No. 7802644L.....	7859	6-CYL. 250 ENG.; 6-CYL. 292 ENG.; V-8 307 ENG.; V-8 350 ENG.; V-8 396 ENG.; V-8 400 ENG.	
	Stg. Gear Major Seal Kit; 2nd Design; W/Casting No. 7802644.....	8523	Pump Complete Rebuilding Kit; W/Two-Raised Mounting Pads.....	7910
	Stg. Gear Input Shaft Seal Kit; 1st Design; W/Casting No. 7802644L.....	7095	Pump Seal Kit; W/One-Raised Mounting Pads.....	8755
	Stg. Gear Input Shaft Seal Kit; 2nd Design; W/Casting No. 7802644.....	8525	Pump Seal Kit; W/Two-Raised Mounting Pads.....	7918
	Stg. Gear Complete Pitman Shaft Seal Kit.....	8766	Pump Drive Shaft Seal Kit; W/One-Raised Mounting Pads.....	8711
	Stg. Gear Lower Pitman Shaft Seal Kit.....	7856	Pump Drive Shaft Seal Kit; W/Two-Raised Mounting Pads.....	8709
	1978		Stg. Gear Complete Rebuilding Kit.....	7857
	6-CYL. 250 ENG.; 6-CYL. 292 ENG.; V-8 305 ENG.; V-8 350 ENG.; V-8 350 DIESEL ENG.; V-8 400 ENG.; V-8 454 ENG.		Stg. Gear Major Seal Kit.....	7859
	Pump Complete Rebuilding Kit.....	7910	Stg. Gear Input Shaft Seal Kit.....	7095
	Pump Seal Kit.....	7918	Stg. Gear Complete Pitman Shaft Seal Kit.....	8766
	Pump Drive Shaft Seal Kit.....	8709	Stg. Gear Lower Pitman Shaft Seal Kit.....	7856
	Stg. Gear Complete Rebuilding Kit.....	7857	1969	
	Stg. Gear Major Seal Kit.....	7859	6-CYL. 250 ENG.; 6-CYL. 292 ENG.; V-8 307 ENG.; V-8 350 ENG.; V-8 396 ENG.	
	Stg. Gear Input Shaft Seal Kit.....	7095	Pump Complete Rebuilding Kit; W/Two-Raised Mounting Pads.....	7910
	Stg. Gear Complete Pitman Shaft Seal Kit.....	8766	Pump Seal Kit; W/One-Raised Mounting Pads.....	8755
	Stg. Gear Lower Pitman Shaft Seal Kit.....	7856	Pump Seal Kit; W/Two-Raised Mounting Pads.....	7918
	1977		Pump Drive Shaft Seal Kit; W/One-Raised Mounting Pads.....	8711
	6-CYL. 250 ENG.; 6-CYL. 292 ENG.; V-8 305 ENG.; V-8 350 ENG.; V-8 400 ENG.; V-8 454 ENG.		Pump Drive Shaft Seal Kit; W/Two-Raised Mounting Pads.....	8709
	Pump Complete Rebuilding Kit.....	7910	Stg. Gear Complete Rebuilding Kit.....	7857
	Pump Seal Kit.....	7918	Stg. Gear Major Seal Kit.....	7859
	Pump Drive Shaft Seal Kit.....	8709	Stg. Gear Input Shaft Seal Kit.....	7095
	Stg. Gear Complete Rebuilding Kit.....	7857	Stg. Gear Complete Pitman Shaft Seal Kit.....	8766
	Stg. Gear Major Seal Kit.....	7859	Stg. Gear Lower Pitman Shaft Seal Kit.....	7856
	Stg. Gear Input Shaft Seal Kit.....	7095	1968	
	Stg. Gear Complete Pitman Shaft Seal Kit.....	8766	6-CYL. 250 ENG.; 6-CYL. 292 ENG.; V-8 307 ENG.; V-8 327 ENG.; V-8 396 ENG.	
	Stg. Gear Lower Pitman Shaft Seal Kit.....	7856	Pump Complete Rebuilding Kit; W/Two-Raised Mounting Pads.....	7910
	1976-1975		Pump Seal Kit; W/One-Raised Mounting Pads.....	8755
	6-CYL. 250 ENG.; 6-CYL. 292 ENG.; V-8 350 ENG.; V-8 400 ENG.; V-8 454 ENG.		Pump Seal Kit; W/Two-Raised Mounting Pads.....	7918
	Pump Complete Rebuilding Kit.....	7910	Pump Drive Shaft Seal Kit; W/One-Raised Mounting Pads.....	8711
	Pump Seal Kit.....	7918	Pump Drive Shaft Seal Kit; W/Two-Raised Mounting Pads.....	8709
	Pump Drive Shaft Seal Kit.....	8709	Stg. Gear Complete Rebuilding Kit.....	7857
	Stg. Gear Complete Rebuilding Kit.....	7857	Stg. Gear Major Seal Kit.....	7859
	Stg. Gear Major Seal Kit.....	7859	Stg. Gear Input Shaft Seal Kit.....	7095
	Stg. Gear Input Shaft Seal Kit.....	7095	Stg. Gear Complete Pitman Shaft Seal Kit.....	8766
	Stg. Gear Complete Pitman Shaft Seal Kit.....	8766	Stg. Gear Lower Pitman Shaft Seal Kit.....	7856
	Stg. Gear Lower Pitman Shaft Seal Kit.....	7856		

☆ See Pages A14 - A15 For Pump or Gear Identification.

⊗ Packaged one bushing per box, order as required.

Power Steering Repair Kits for Passenger Cars and Light Trucks

Application	Kit No.	Application	Kit No.
CHEVROLET - Continued		CHEVROLET - Continued	
CAMARO - Continued		CAPRICE	
1973 - Continued		1995-1994	
6-CYL. 250 ENG.; V-8 307 ENG.; V-8 350 ENG. - Continued		V-8 4.3 L ENG.; V-8 5.7 L ENG.	
Pump Drive Shaft Seal Kit.....	8709	Pump Complete Rebuilding Kit.....	8630
Stg. Gear Complete Rebuilding Kit.....	7858	Pump Seal Kit.....	8631
Stg. Gear Major Seal Kit.....	7860	Pump Drive Shaft Seal Kit.....	8709
Stg. Gear Input Shaft Seal Kit.....	7095	Stg. Gear Complete Rebuilding Kit.....	8780
Stg. Gear Complete Pitman Shaft Seal Kit.....	8766	Stg. Gear Major Seal Kit.....	8625
Stg. Gear Lower Pitman Shaft Seal Kit.....	7856	Stg. Gear Input Shaft Seal Kit.....	8525
		Stg. Gear Complete Pitman Shaft Seal Kit.....	8763
		Stg. Gear Lower Pitman Shaft Seal Kit.....	8717
1972		1993-1992	
6-CYL. 250 ENG.; V-8 307 ENG.; V-8 350 ENG.; V-8 402 ENG.		V-6 4.3 L ENG.; V-8 5.0 L ENG.; V-8 5.7 L ENG.	
Pump Complete Rebuilding Kit.....	7910	Pump Complete Rebuilding Kit.....	7910
Pump Seal Kit.....	7918	Pump Seal Kit.....	7918
Pump Drive Shaft Seal Kit.....	8709	Pump Drive Shaft Seal Kit.....	8709
Stg. Gear Complete Rebuilding Kit.....	7858	Stg. Gear Complete Rebuilding Kit.....	8780
Stg. Gear Major Seal Kit.....	7860	Stg. Gear Major Seal Kit.....	8625
Stg. Gear Input Shaft Seal Kit.....	7095	Stg. Gear Input Shaft Seal Kit.....	8525
Stg. Gear Complete Pitman Shaft Seal Kit.....	8766	Stg. Gear Complete Pitman Shaft Seal Kit.....	8763
Stg. Gear Lower Pitman Shaft Seal Kit.....	7856	Stg. Gear Lower Pitman Shaft Seal Kit.....	8717
1971		1991	
6-CYL. 250 ENG.; V-8 307 ENG.; V-8 350 ENG.; V-8 400 ENG.; V-8 402 ENG.		V-8 5.0 L ENG.; V-8 5.7 L ENG.	
Pump Complete Rebuilding Kit.....	7910	Pump Complete Rebuilding Kit.....	7910
Pump Seal Kit.....	7918	Pump Seal Kit.....	7918
Pump Drive Shaft Seal Kit.....	8709	Pump Drive Shaft Seal Kit.....	8709
Stg. Gear Complete Rebuilding Kit.....	7858	Stg. Gear Complete Rebuilding Kit.....	8780
Stg. Gear Major Seal Kit.....	7860	Stg. Gear Major Seal Kit.....	8625
Stg. Gear Input Shaft Seal Kit.....	7095	Stg. Gear Input Shaft Seal Kit.....	8525
Stg. Gear Complete Pitman Shaft Seal Kit.....	8766	Stg. Gear Complete Pitman Shaft Seal Kit.....	8763
Stg. Gear Lower Pitman Shaft Seal Kit.....	7856	Stg. Gear Lower Pitman Shaft Seal Kit.....	8717
1970		1990-1986	
6-CYL. 250 ENG.; V-8 307 ENG.; V-8 350 ENG.; V-8 402 ENG.		V-6 4.3 L ENG.; V-8 5.0 L ENG.; V-8 5.7 L ENG.	
Pump Complete Rebuilding Kit.....	7910	Pump Complete Rebuilding Kit.....	7910
Pump Seal Kit.....	7918	Pump Seal Kit.....	7918
Pump Drive Shaft Seal Kit.....	8709	Pump Drive Shaft Seal Kit.....	8709
Stg. Gear Complete Rebuilding Kit.....	7858	Stg. Gear Complete Rebuilding Kit.....	8522
Stg. Gear Major Seal Kit.....	7860	Stg. Gear Major Seal Kit.....	8521
Stg. Gear Input Shaft Seal Kit.....	7095	Stg. Gear Input Shaft Seal Kit.....	8525
Stg. Gear Complete Pitman Shaft Seal Kit.....	8766	Stg. Gear Complete Pitman Shaft Seal Kit.....	8766
Stg. Gear Lower Pitman Shaft Seal Kit.....	7856	Stg. Gear Lower Pitman Shaft Seal Kit.....	7856
1969		1985	
6-CYL. 230 ENG.; 6-CYL. 250 ENG.; V-8 302 ENG.; V-8 307 ENG.; V-8 327 ENG.; V-8 350 ENG.; V-8 396 ENG.; V-8 427 ENG.		V-6 3.8 L ENG. (CANADA); V-6 4.3 L ENG.; V-8 5.0 L ENG.; V-8 5.7 L DIESEL ENG.	
Pump Complete Rebuilding Kit.....	7910	Pump Complete Rebuilding Kit.....	7910
Pump Seal Kit.....	7918	Pump Seal Kit.....	7918
Pump Drive Shaft Seal Kit.....	8709	Pump Drive Shaft Seal Kit.....	8709
Stg. Gear Complete Rebuilding Kit.....	7858	Stg. Gear Complete Rebuilding Kit.....	8522
Stg. Gear Major Seal Kit.....	7860	Stg. Gear Major Seal Kit.....	8521
Stg. Gear Input Shaft Seal Kit.....	7095	Stg. Gear Input Shaft Seal Kit.....	8525
Stg. Gear Complete Pitman Shaft Seal Kit.....	8766	Stg. Gear Complete Pitman Shaft Seal Kit.....	8766
Stg. Gear Lower Pitman Shaft Seal Kit.....	7856	Stg. Gear Lower Pitman Shaft Seal Kit.....	7856
1968		1984-1983	
6-CYL. 230 ENG.; 6-CYL. 250 ENG.; V-8 302 ENG.; V-8 327 ENG.; V-8 350 ENG.; V-8 396 ENG.		V-6 3.8 L ENG.; V-8 5.0 L ENG.; V-8 5.7 L DIESEL ENG.	
Pump Complete Rebuilding Kit.....	7910	Pump Complete Rebuilding Kit.....	7910
Pump Seal Kit.....	7918	Pump Seal Kit.....	7918
Pump Drive Shaft Seal Kit.....	8709	Pump Drive Shaft Seal Kit.....	8709
Stg. Gear Complete Rebuilding Kit.....	7858	Stg. Gear Complete Rebuilding Kit.....	8522
Stg. Gear Major Seal Kit.....	7860	Stg. Gear Major Seal Kit.....	8521
Stg. Gear Input Shaft Seal Kit.....	7095	Stg. Gear Input Shaft Seal Kit.....	8525
Stg. Gear Complete Pitman Shaft Seal Kit.....	8766	Stg. Gear Complete Pitman Shaft Seal Kit.....	8766
Stg. Gear Lower Pitman Shaft Seal Kit.....	7856	Stg. Gear Lower Pitman Shaft Seal Kit.....	7856
1967		1982	
6-CYL. 230 ENG.; 6-CYL. 250 ENG.; V-8 302 ENG.; V-8 327 ENG.; V-8 350 ENG.; V-8 396 ENG.; V-8 427 ENG.		V-6 3.8 L ENG.; V-8 4.4 L ENG.; V-8 5.0 L ENG.; V-8 5.7 L ENG.; V-8 5.7 L DIESEL ENG.	
Pump Complete Rebuilding Kit.....	7910	Pump Complete Rebuilding Kit.....	7910
Pump Seal Kit.....	7918	Pump Seal Kit.....	7918
Pump Drive Shaft Seal Kit.....	8709	Pump Drive Shaft Seal Kit.....	8709
Stg. Gear Complete Rebuilding Kit.....	7858	Stg. Gear Complete Rebuilding Kit.....	8522
Stg. Gear Major Seal Kit.....	7860	Stg. Gear Major Seal Kit.....	8521
Stg. Gear Input Shaft Seal Kit.....	7095	Stg. Gear Input Shaft Seal Kit.....	8525
Stg. Gear Complete Pitman Shaft Seal Kit.....	8766	Stg. Gear Complete Pitman Shaft Seal Kit.....	8766
Stg. Gear Lower Pitman Shaft Seal Kit.....	7856	Stg. Gear Lower Pitman Shaft Seal Kit.....	7856

SYSTEM PUMP & GEAR IDENT.

SYSTEM & COMPONENT IDENT.

PASS. CARS

LIGHT TRUCKS

MEDIUM/HEAVY TRUCKS

BUSES

HOSE NUMERICAL

REPAIR KITS

KIT NUMERICAL

ILLUSTRATIONS

☆ See Pages A14 - A15 For Pump or Gear Identification.

⊛ Packaged one bushing per box, order as required.

Power Steering Repair Kits for Passenger Cars and Light Trucks

	Application	Kit No.	Application	Kit No.
SYSTEM PUMP & GEAR IDENT.	CHEVROLET - Continued		CHEVROLET - Continued	
	CAPRICE - Continued		CAPRICE - Continued	
	1981		1972-1971 - Continued	
	V-6 3.8 L ENG.; V-8 4.4 L ENG.; V-8 5.0 L ENG.; V-8 5.7 L DIESEL ENG.		V-8 454 ENG. - Continued	
	Pump Complete Rebuilding Kit.....	7910	Stg. Gear Complete Rebuilding Kit.....	7857
	Pump Seal Kit.....	7918	Stg. Gear Major Seal Kit.....	7859
	Pump Drive Shaft Seal Kit.....	8709	Stg. Gear Input Shaft Seal Kit.....	7095
SYSTEM & COM- PONENT IDENT.	Stg. Gear Complete Rebuilding Kit.....	8522	Stg. Gear Complete Pitman Shaft Seal Kit.....	8766
	Stg. Gear Major Seal Kit.....	8521	Stg. Gear Lower Pitman Shaft Seal Kit.....	7856
	Stg. Gear Input Shaft Seal Kit.....	8525		
	Stg. Gear Complete Pitman Shaft Seal Kit.....	8766	1970	
	Stg. Gear Lower Pitman Shaft Seal Kit.....	7856	V-8 350 ENG.; V-8 400 ENG.	
			Pump Complete Rebuilding Kit.....	7910
PASS. CARS	1980		Pump Seal Kit.....	7918
	V-6 3.8 L ENG.; V-8 4.4 L ENG.; V-8 5.0 L ENG.; V-8 5.7 L ENG.; V-8 5.7 L DIESEL ENG.		Pump Drive Shaft Seal Kit.....	8709
	Pump Complete Rebuilding Kit.....	7910	Stg. Gear Complete Rebuilding Kit.....	7858
	Pump Seal Kit.....	7918	Stg. Gear Major Seal Kit.....	7860
	Pump Drive Shaft Seal Kit.....	8709	Stg. Gear Input Shaft Seal Kit.....	7095
	Stg. Gear Complete Rebuilding Kit.....	8522	Stg. Gear Complete Pitman Shaft Seal Kit.....	8766
	Stg. Gear Major Seal Kit.....	8521	Stg. Gear Lower Pitman Shaft Seal Kit.....	7856
	Stg. Gear Input Shaft Seal Kit.....	8525		
	Stg. Gear Complete Pitman Shaft Seal Kit.....	8766	V-8 454 ENG.	
	Stg. Gear Lower Pitman Shaft Seal Kit.....	7856	Pump Complete Rebuilding Kit.....	7910
			Pump Seal Kit.....	7918
LIGHT TRUCKS	1979		Pump Drive Shaft Seal Kit.....	8709
	6-CYL. 250 ENG.; V-8 305 ENG.; V-8 350 ENG.		Stg. Gear Complete Rebuilding Kit.....	8757
	Pump Complete Rebuilding Kit.....	7910	Stg. Gear Major Seal Kit.....	7859
	Pump Seal Kit.....	7918	Stg. Gear Input Shaft Seal Kit.....	7095
	Pump Drive Shaft Seal Kit.....	8709	Stg. Gear Complete Pitman Shaft Seal Kit.....	8766
	Stg. Gear Complete Rebuilding Kit.....	8522	Stg. Gear Lower Pitman Shaft Seal Kit.....	7856
	Stg. Gear Major Seal Kit.....	8521		
	Stg. Gear Input Shaft Seal Kit.....	8525	1969	
	Stg. Gear Complete Pitman Shaft Seal Kit.....	8766	V-8 327 ENG.; V-8 350 ENG.; V-8 396 ENG.; V-8 427 ENG.	
	Stg. Gear Lower Pitman Shaft Seal Kit.....	7856	Pump Complete Rebuilding Kit.....	7910
MEDIUM/ HEAVY TRUCKS			Pump Seal Kit.....	7918
			Pump Drive Shaft Seal Kit.....	8709
			Stg. Gear Complete Rebuilding Kit.....	7858
			Stg. Gear Major Seal Kit.....	7860
			Stg. Gear Input Shaft Seal Kit.....	7095
			Stg. Gear Complete Pitman Shaft Seal Kit.....	8766
			Stg. Gear Lower Pitman Shaft Seal Kit.....	7856
			1968	
			V-8 307 ENG.; V-8 327 ENG.; V-8 396 ENG.; V-8 427 ENG.	
			Pump Complete Rebuilding Kit.....	7910
			Pump Seal Kit.....	7918
			Pump Drive Shaft Seal Kit.....	8709
			Stg. Gear Complete Rebuilding Kit.....	7858
			Stg. Gear Major Seal Kit.....	7860
			Stg. Gear Input Shaft Seal Kit.....	7095
			Stg. Gear Complete Pitman Shaft Seal Kit.....	8766
			Stg. Gear Lower Pitman Shaft Seal Kit.....	7856
			1966	
			V-8 283 ENG.; V-8 327 ENG.; V-8 396 ENG.; V-8 427 ENG.	
			Pump Complete Rebuilding Kit.....	7910
			Pump Seal Kit.....	7918
			Pump Drive Shaft Seal Kit.....	8709
			Stg. Gear Complete Rebuilding Kit.....	7858
			Stg. Gear Major Seal Kit.....	7860
			Stg. Gear Input Shaft Seal Kit.....	7095
			Stg. Gear Complete Pitman Shaft Seal Kit.....	8766
			Stg. Gear Lower Pitman Shaft Seal Kit.....	7856
			1967	
			V-8 283 ENG.; V-8 327 ENG.; V-8 396 ENG.; V-8 427 ENG.	
			Pump Complete Rebuilding Kit.....	7910
			Pump Seal Kit.....	7918
			Pump Drive Shaft Seal Kit.....	8709
			Stg. Gear Complete Rebuilding Kit.....	7858
			Stg. Gear Major Seal Kit.....	7860
			Stg. Gear Input Shaft Seal Kit.....	7095
			Stg. Gear Complete Pitman Shaft Seal Kit.....	8766
			Stg. Gear Lower Pitman Shaft Seal Kit.....	7856
			1966	
			V-8 283 ENG.; V-8 327 ENG.; V-8 396 ENG.; V-8 427 ENG.	
			Pump Complete Rebuilding Kit; W/Two-Raised Mounting Pads.....	7910
			Pump Seal Kit; W/One-Raised Mounting Pads.....	8755
			Pump Seal Kit; W/Two-Raised Mounting Pads.....	7918
			Pump Drive Shaft Seal Kit; W/One-Raised Mounting Pads.....	8711
			Pump Drive Shaft Seal Kit; W/Two-Raised Mounting Pads.....	8709
			Stg. Gear Complete Rebuilding Kit.....	7858
			Stg. Gear Major Seal Kit.....	7860
			Stg. Gear Input Shaft Seal Kit.....	7095
			Stg. Gear Complete Pitman Shaft Seal Kit.....	8766
			Stg. Gear Lower Pitman Shaft Seal Kit.....	7856
			CAVALIER	
			1995	
			4-CYL. 2.2 L ENG.	
			Pump Seal Kit.....	8624
			Pump Drive Shaft Seal Kit.....	8709
			Rack & Pinion Seal Kit.....	8785

☆ See Pages A14 - A15 For Pump or Gear Identification.

⊗ Packaged one bushing per box, order as required.

Power Steering Repair Kits for Passenger Cars and Light Trucks

Application	Kit No.	Application	Kit No.
CHEVROLET - Continued		CHEVROLET - Continued	
CAVALIER - Continued		CELEBRITY - Continued	
1995 - Continued		1989-1988	
4-CYL. 2.2 L ENG. - Continued		4-CYL. 2.5 L ENG.	
Rack & Pinion Upper Pinion Bearing Kit	8571	Pump Complete Rebuilding Kit	8561
Rack & Pinion Lower Pinion Bearing Kit	8572	Pump Seal Kit	8554
4-CYL. 2.3 L ENG.		Pump Drive Shaft Seal Kit	8712
Pump Seal Kit	8795	Rack & Pinion Seal Kit; W/O H.D. Suspension	8580
Rack & Pinion Seal Kit	8785	Rack & Pinion Upper Pinion Bearing Kit	8571
Rack & Pinion Upper Pinion Bearing Kit	8571	Rack & Pinion Lower Pinion Bearing Kit	8572
Rack & Pinion Lower Pinion Bearing Kit	8572	V-6 2.8 L ENG.	
1994-1992		Pump Seal Kit	8624
4-CYL. 2.2 L ENG.; V-6 3.1 L ENG.		Pump Drive Shaft Seal Kit	8709
Pump Seal Kit	8624	Rack & Pinion Seal Kit; W/O H.D. Suspension	8580
Pump Drive Shaft Seal Kit	8709	Rack & Pinion Upper Pinion Bearing Kit	8571
Rack & Pinion Seal Kit	8815	Rack & Pinion Lower Pinion Bearing Kit	8572
Rack & Pinion Upper Pinion Bearing Kit	8571	1987	
Rack & Pinion Lower Pinion Bearing Kit	8572	4-CYL. 2.5 L ENG.; V-6 2.8 L ENG.	
1991-1990		Pump Complete Rebuilding Kit	8561
4-CYL. 2.2 L ENG.; V-6 3.1 L ENG.		Pump Seal Kit	8554
Pump Seal Kit	8624	Pump Drive Shaft Seal Kit	8712
Pump Drive Shaft Seal Kit	8709	Rack & Pinion Seal Kit; W/O H.D. Suspension	8580
Rack & Pinion Upper Pinion Bearing Kit	8571	Rack & Pinion Upper Pinion Bearing Kit	8571
Rack & Pinion Lower Pinion Bearing Kit	8572	Rack & Pinion Lower Pinion Bearing Kit	8572
1989-1987		1986	
4-CYL. 2.0 L ENG.; V-6 2.8 L ENG.		4-CYL. 2.5 L ENG.; V-6 2.8 L ENG.	
Pump Complete Rebuilding Kit	8561	Pump Complete Rebuilding Kit	7910
Pump Seal Kit	8554	Pump Seal Kit	7918
Pump Drive Shaft Seal Kit	8712	Pump Drive Shaft Seal Kit	8709
Rack & Pinion Upper Pinion Bearing Kit	8571	Rack & Pinion Seal Kit; W/O H.D. Suspension	8580
Rack & Pinion Lower Pinion Bearing Kit	8572	Rack & Pinion Upper Pinion Bearing Kit	8571
1986-1985		Rack & Pinion Lower Pinion Bearing Kit	8572
4-CYL. 2.0 L ENG.; V-6 2.8 L ENG.		1985-1983	
Pump Complete Rebuilding Kit	8561	4-CYL. 2.5 L ENG.; V-6 2.8 L ENG.	
Pump Seal Kit	8554	Pump Complete Rebuilding Kit	7910
Pump Drive Shaft Seal Kit	8712	Pump Seal Kit	7918
Rack & Pinion Seal Kit	8582	Pump Drive Shaft Seal Kit	8709
Rack & Pinion Upper Pinion Bearing Kit	8571	Rack & Pinion Seal Kit; W/O H.D. Suspension	8580
Rack & Pinion Lower Pinion Bearing Kit	8572	Rack & Pinion Upper Pinion Bearing Kit	8571
1984-1983		Rack & Pinion Lower Pinion Bearing Kit	8572
4-CYL. 2.0 L ENG.		1982	
Pump Complete Rebuilding Kit	8630	4-CYL. 2.5 L ENG.; V-6 2.8 L ENG.; V-6 4.3 L DIESEL ENG.	
Pump Seal Kit	8631	Pump Complete Rebuilding Kit	8630
Pump Drive Shaft Seal Kit	8709	Pump Seal Kit	8631
Rack & Pinion Seal Kit; W/H.D. Suspension	8582	Pump Drive Shaft Seal Kit	8709
Rack & Pinion Seal Kit; W/O H.D. Suspension	8581	Rack & Pinion Seal Kit	8580
Rack & Pinion Upper Pinion Bearing Kit	8571	Rack & Pinion Upper Pinion Bearing Kit	8571
Rack & Pinion Lower Pinion Bearing Kit	8572	Rack & Pinion Lower Pinion Bearing Kit	8572
1982		CHEVELLE	
4-CYL. 1.8 L ENG.		1976	
Pump Complete Rebuilding Kit	8630	V-8 305 ENG.; V-8 350 ENG.; V-8 400 ENG.	
Pump Seal Kit	8631	Pump Complete Rebuilding Kit	7910
Pump Drive Shaft Seal Kit	8709	Pump Seal Kit	7918
Rack & Pinion Seal Kit; W/H.D. Suspension	8582	Pump Drive Shaft Seal Kit	8709
Rack & Pinion Seal Kit; W/O H.D. Suspension	8581	Stg. Gear Complete Rebuilding Kit	7858
Rack & Pinion Upper Pinion Bearing Kit	8571	Stg. Gear Major Seal Kit	7860
Rack & Pinion Lower Pinion Bearing Kit	8572	Stg. Gear Input Shaft Seal Kit	7095
CELEBRITY		Stg. Gear Complete Pitman Shaft Seal Kit	8766
1990		Stg. Gear Lower Pitman Shaft Seal Kit	7856
4-CYL. 2.5 L ENG.		1975	
Pump Complete Rebuilding Kit	8561	V-8 350 ENG.; V-8 400 ENG.	
Pump Seal Kit	8554	Pump Complete Rebuilding Kit	7910
Pump Drive Shaft Seal Kit	8712	Pump Seal Kit	7918
Rack & Pinion Seal Kit; W/O H.D. Suspension	8580	Pump Drive Shaft Seal Kit	8709
Rack & Pinion Upper Pinion Bearing Kit	8571	Stg. Gear Complete Rebuilding Kit	7858
Rack & Pinion Lower Pinion Bearing Kit	8572	Stg. Gear Major Seal Kit	7860
V-6 3.1 L ENG.		Stg. Gear Input Shaft Seal Kit	7095
Pump Seal Kit	8624	Stg. Gear Complete Pitman Shaft Seal Kit	8766
Pump Drive Shaft Seal Kit	8709	Stg. Gear Lower Pitman Shaft Seal Kit	7856
Rack & Pinion Seal Kit; W/O H.D. Suspension	8580	1975	
Rack & Pinion Upper Pinion Bearing Kit	8571	V-8 350 ENG.; V-8 400 ENG.	
Rack & Pinion Lower Pinion Bearing Kit	8572	Pump Complete Rebuilding Kit	7910

☆ See Pages A14 - A15 For Pump or Gear Identification.

☉ Packaged one bushing per box, order as required.

SYSTEM PUMP & GEAR IDENT.

SYSTEM & COMPONENT IDENT.

PASS. CARS

LIGHT TRUCKS

MEDIUM/HEAVY TRUCKS

BUSES

HOSE NUMERICAL

REPAIR KITS

KIT NUMERICAL

ILLUSTRATIONS

Power Steering Repair Kits for Passenger Cars and Light Trucks

	Application	Kit No.	Application	Kit No.
SYSTEM PUMP & GEAR IDENT.	CHEVROLET - Continued		CHEVROLET - Continued	
	CHEVELLE - Continued		CHEVELLE - Continued	
	1975 - Continued		1968 - Continued	
	V-8 350 ENG.; V-8 400 ENG. - Continued		6-CYL. 230 ENG.; 6-CYL. 250 ENG.; V-8 307 ENG.; V-8 327	
	Stg. Gear Lower Pitman Shaft Seal Kit..... 7856		ENG.; V-8 396 ENG. - Continued	
	1974		Pump Drive Shaft Seal Kit; W/One-Raised Mounting Pads 8711	
	V-8 350 ENG.; V-8 400 ENG.; V-8 454 ENG.		Pump Drive Shaft Seal Kit; W/Two-Raised Mounting Pads 8709	
	Pump Complete Rebuilding Kit..... 7910		Stg. Gear Complete Rebuilding Kit..... 7858	
	Pump Seal Kit..... 7918		Stg. Gear Major Seal Kit..... 7860	
	Pump Drive Shaft Seal Kit..... 8709		Stg. Gear Input Shaft Seal Kit..... 7095	
	Stg. Gear Complete Rebuilding Kit..... 7858		Stg. Gear Complete Pitman Shaft Seal Kit..... 8766	
	Stg. Gear Major Seal Kit..... 7860		Stg. Gear Lower Pitman Shaft Seal Kit..... 7856	
	Stg. Gear Input Shaft Seal Kit..... 7095		1967	
	Stg. Gear Complete Pitman Shaft Seal Kit..... 8766		6-CYL. 230 ENG.; 6-CYL. 250 ENG.; V-8 283 ENG.; V-8 327	
	Stg. Gear Lower Pitman Shaft Seal Kit..... 7856		ENG.; V-8 396 ENG.	
	1973		Pump Complete Rebuilding Kit; W/Two-Raised Mounting Pads 7910	
	6-CYL. 250 ENG.; V-8 307 ENG.; V-8 350 ENG.; V-8 454 ENG.		Pump Seal Kit; W/One-Raised Mounting Pads 8755	
	Pump Complete Rebuilding Kit..... 7910		Pump Seal Kit; W/Two-Raised Mounting Pads 7918	
	Pump Seal Kit..... 7918		Pump Drive Shaft Seal Kit; W/One-Raised Mounting Pads 8711	
	Pump Drive Shaft Seal Kit..... 8709		Pump Drive Shaft Seal Kit; W/Two-Raised Mounting Pads 8709	
	Stg. Gear Complete Rebuilding Kit..... 7858		Stg. Gear Complete Rebuilding Kit..... 7858	
	Stg. Gear Major Seal Kit..... 7860		Stg. Gear Major Seal Kit..... 7860	
	Stg. Gear Input Shaft Seal Kit..... 7095		Stg. Gear Input Shaft Seal Kit..... 7095	
	Stg. Gear Complete Pitman Shaft Seal Kit..... 8766		Stg. Gear Complete Pitman Shaft Seal Kit..... 8766	
	Stg. Gear Lower Pitman Shaft Seal Kit..... 7856		Stg. Gear Lower Pitman Shaft Seal Kit..... 7856	
	1972		1966-1965	
	6-CYL. 250 ENG.; V-8 307 ENG.; V-8 350 ENG.; V-8 402 ENG.;		6-CYL. 194 ENG.; 6-CYL. 230 ENG.; V-8 283 ENG.; V-8 327	
	V-8 454 ENG.		ENG.; V-8 396 ENG.	
	Pump Complete Rebuilding Kit..... 7910		Pump Complete Rebuilding Kit; W/Two-Raised Mounting Pads 7910	
	Pump Seal Kit..... 7918		Pump Seal Kit; W/One-Raised Mounting Pads 8755	
	Pump Drive Shaft Seal Kit..... 8709		Pump Seal Kit; W/Two-Raised Mounting Pads 7918	
	Stg. Gear Complete Rebuilding Kit..... 7858		Pump Drive Shaft Seal Kit; W/One-Raised Mounting Pads 8711	
	Stg. Gear Major Seal Kit..... 7860		Pump Drive Shaft Seal Kit; W/Two-Raised Mounting Pads 8709	
	Stg. Gear Input Shaft Seal Kit..... 7095		Stg. Gear Complete Rebuilding Kit..... 7858	
	Stg. Gear Complete Pitman Shaft Seal Kit..... 8766		Stg. Gear Major Seal Kit..... 7860	
	Stg. Gear Lower Pitman Shaft Seal Kit..... 7856		Stg. Gear Input Shaft Seal Kit..... 7095	
	1971		Stg. Gear Complete Pitman Shaft Seal Kit..... 8766	
	6-CYL. 250 ENG.; V-8 307 ENG.; V-8 350 ENG.; V-8 400 ENG.;		Stg. Gear Lower Pitman Shaft Seal Kit..... 7856	
	V-8 402 ENG.; V-8 454 ENG.		1964	
	Pump Complete Rebuilding Kit..... 7910		6-CYL. 194 ENG.; 6-CYL. 230 ENG.; V-8 283 ENG.; V-8 327	
	Pump Seal Kit..... 7918		ENG.	
	Pump Drive Shaft Seal Kit..... 8709		Pump Complete Rebuilding Kit; W/Two-Raised Mounting Pads 7910	
	Stg. Gear Complete Rebuilding Kit..... 7858		Pump Seal Kit; W/One-Raised Mounting Pads 8755	
	Stg. Gear Major Seal Kit..... 7860		Pump Seal Kit; W/Two-Raised Mounting Pads 7918	
	Stg. Gear Input Shaft Seal Kit..... 7095		Pump Drive Shaft Seal Kit; W/One-Raised Mounting Pads 8711	
	Stg. Gear Complete Pitman Shaft Seal Kit..... 8766		Pump Drive Shaft Seal Kit; W/Two-Raised Mounting Pads 8709	
	Stg. Gear Lower Pitman Shaft Seal Kit..... 7856		Stg. Gear Complete Rebuilding Kit..... 7858	
	1970		Stg. Gear Major Seal Kit..... 7860	
	6-CYL. 250 ENG.; V-8 307 ENG.; V-8 350 ENG.; V-8 402 ENG.;		Stg. Gear Input Shaft Seal Kit..... 7095	
	V-8 454 ENG.		Stg. Gear Complete Pitman Shaft Seal Kit..... 8766	
	Pump Complete Rebuilding Kit..... 7910		Stg. Gear Lower Pitman Shaft Seal Kit..... 7856	
	Pump Seal Kit..... 7918		CHEVETTE	
	Pump Drive Shaft Seal Kit..... 8709		1987	
	Stg. Gear Complete Rebuilding Kit..... 7858		4-CYL. 1.6 L ENG.	
	Stg. Gear Major Seal Kit..... 7860		Pump Complete Rebuilding Kit..... 8630	
	Stg. Gear Input Shaft Seal Kit..... 7095		Pump Seal Kit..... 8631	
	Stg. Gear Complete Pitman Shaft Seal Kit..... 8766		Pump Drive Shaft Seal Kit..... 8709	
	Stg. Gear Lower Pitman Shaft Seal Kit..... 7856		Rack & Pinion Seal Kit..... 8584	
	1969		Rack & Pinion Upper Pinion Bearing Kit..... 8571	
	6-CYL. 230 ENG.; 6-CYL. 250 ENG.; V-8 307 ENG.; V-8 350		Rack & Pinion Lower Pinion Bearing Kit..... 8572	
	ENG.; V-8 396 ENG.		1986-1984	
	Pump Complete Rebuilding Kit..... 7910		4-CYL. 1.6 L ENG.; 4-CYL. 1.8 L DIESEL ENG.	
	Pump Seal Kit..... 7918		Pump Complete Rebuilding Kit..... 8630	
	Pump Drive Shaft Seal Kit..... 8709		Pump Seal Kit..... 8631	
	Stg. Gear Complete Rebuilding Kit..... 7858		Pump Drive Shaft Seal Kit..... 8709	
	Stg. Gear Major Seal Kit..... 7860		Rack & Pinion Seal Kit..... 8584	
	Stg. Gear Input Shaft Seal Kit..... 7095		Rack & Pinion Upper Pinion Bearing Kit..... 8571	
	Stg. Gear Complete Pitman Shaft Seal Kit..... 8766		Rack & Pinion Lower Pinion Bearing Kit..... 8572	
	Stg. Gear Lower Pitman Shaft Seal Kit..... 7856		1983-1981	
	1968		4-CYL. 1.6 L ENG.; 4-CYL. 1.8 L DIESEL ENG.	
	6-CYL. 230 ENG.; 6-CYL. 250 ENG.; V-8 307 ENG.; V-8 327		Pump Complete Rebuilding Kit..... 8630	
	ENG.; V-8 396 ENG.		Pump Seal Kit..... 8631	
	Pump Complete Rebuilding Kit; W/Two-Raised Mounting Pads 7910		Pump Drive Shaft Seal Kit..... 8709	
	Pump Seal Kit; W/One-Raised Mounting Pads 8755		Rack & Pinion Seal Kit..... 8609	
	Pump Seal Kit; W/Two-Raised Mounting Pads 7918		Rack & Pinion Upper Pinion Bearing Kit..... 8571	

☆ See Pages A14 - A15 For Pump or Gear Identification.

⊛ Packaged one bushing per box, order as required.

Power Steering Repair Kits for Passenger Cars and Light Trucks

Application	Kit No.	Application	Kit No.
CHEVROLET - Continued		CHEVROLET - Continued	
CHEVETTE - Continued		CHEVY II - Continued	
1983-1981 - Continued		1962 - Continued	
4-CYL. 1.6 L ENG.; 4-CYL. 1.8 L DIESEL ENG. - Continued		6-CYL. 194 ENG. - Continued	
Rack & Pinion Lower Pinion Bearing Kit.....	8572	Pump Seal Kit; W/Two-Raised Mounting Pads.....	7918
CHEVY II		Pump Drive Shaft Seal Kit; W/One-Raised Mounting Pads.....	8711
1968		Pump Drive Shaft Seal Kit; W/Two-Raised Mounting Pads.....	8709
4-CYL. 153 ENG.; 6-CYL. 230 ENG.; 6-CYL. 250 ENG.; V-8 307 ENG.; V-8 327 ENG.; V-8 350 ENG.; V-8 396 ENG.		Control Valve Seal Kit.....	7864
Pump Complete Rebuilding Kit; W/Two-Raised Mounting Pads.....	7910	Power Cyl. Piston Rod Seal Kit.....	7906
Pump Seal Kit; W/One-Raised Mounting Pads.....	8755	CITATION	
Pump Seal Kit; W/Two-Raised Mounting Pads.....	7918	1985-1982	
Pump Drive Shaft Seal Kit; W/One-Raised Mounting Pads.....	8711	4-CYL. 2.5 L ENG.; V-6 2.8 L ENG.	
Pump Drive Shaft Seal Kit; W/Two-Raised Mounting Pads.....	8709	Pump Complete Rebuilding Kit.....	7910
Stg. Gear Complete Rebuilding Kit.....	7858	Pump Seal Kit.....	7918
Stg. Gear Major Seal Kit.....	7860	Pump Drive Shaft Seal Kit.....	8709
Stg. Gear Input Shaft Seal Kit.....	7095	Rack & Pinion Seal Kit.....	8580
Stg. Gear Complete Pitman Shaft Seal Kit.....	8766	Rack & Pinion Upper Pinion Bearing Kit.....	8571
Stg. Gear Lower Pitman Shaft Seal Kit.....	7856	Rack & Pinion Lower Pinion Bearing Kit.....	8572
1967		1981-1980	
4-CYL. 153 ENG.; 6-CYL. 194 ENG.; 6-CYL. 230 ENG.; 6-CYL. 250 ENG.; V-8 283 ENG.; V-8 327 ENG.		4-CYL. 2.5 L ENG.; V-6 2.8 L ENG.	
Pump Complete Rebuilding Kit; W/Two-Raised Mounting Pads.....	7910	Pump Complete Rebuilding Kit.....	7910
Pump Seal Kit; W/One-Raised Mounting Pads.....	8755	Pump Seal Kit.....	7918
Pump Seal Kit; W/Two-Raised Mounting Pads.....	7918	Pump Drive Shaft Seal Kit.....	8709
Pump Drive Shaft Seal Kit; W/One-Raised Mounting Pads.....	8711	Rack & Pinion Seal Kit.....	8570
Pump Drive Shaft Seal Kit; W/Two-Raised Mounting Pads.....	8709	Rack & Pinion Upper Pinion Bearing Kit.....	8571
Control Valve Seal Kit.....	7864	Rack & Pinion Lower Pinion Bearing Kit.....	8572
Power Cyl. Complete Rebuilding Kit.....	8537	CORSICA	
Power Cyl. Piston Rod Seal Kit.....	7906	1995-1990	
1966-1965		4-CYL. 2.2 L ENG.; V-6 3.1 L ENG.	
4-CYL. 153 ENG.; 6-CYL. 194 ENG.; 6-CYL. 230 ENG.; V-8 283 ENG.; V-8 327 ENG.		Pump Seal Kit.....	8624
Pump Complete Rebuilding Kit; W/Two-Raised Mounting Pads.....	7910	Pump Drive Shaft Seal Kit.....	8709
Pump Seal Kit; W/One-Raised Mounting Pads.....	8755	Rack & Pinion Upper Pinion Bearing Kit.....	8571
Pump Seal Kit; W/Two-Raised Mounting Pads.....	7918	Rack & Pinion Lower Pinion Bearing Kit.....	8572
Pump Drive Shaft Seal Kit; W/One-Raised Mounting Pads.....	8711	1989-1987	
Pump Drive Shaft Seal Kit; W/Two-Raised Mounting Pads.....	8709	4-CYL. 2.0 L ENG.; V-6 2.8 L ENG.	
Control Valve Seal Kit.....	7864	Pump Complete Rebuilding Kit; W/16mm Shaft; 1st Design.....	8561
Power Cyl. Complete Rebuilding Kit.....	8537	Pump Seal Kit; W/16mm Shaft; 1st Design.....	8554
Power Cyl. Piston Rod Seal Kit.....	7906	Pump Seal Kit; W/19mm Shaft; 2nd Design.....	8624
1964		Pump Drive Shaft Seal Kit; W/16mm Shaft; 1st Design.....	8712
4-CYL. 153 ENG.; 6-CYL. 194 ENG.; 6-CYL. 230 ENG.; V-8 283 ENG.		Pump Drive Shaft Seal Kit; W/19mm Shaft; 2nd Design.....	8709
Pump Complete Rebuilding Kit; W/Two-Raised Mounting Pads.....	7910	Rack & Pinion Upper Pinion Bearing Kit.....	8571
Pump Seal Kit; W/One-Raised Mounting Pads.....	8755	Rack & Pinion Lower Pinion Bearing Kit.....	8572
Pump Seal Kit; W/Two-Raised Mounting Pads.....	7918	CORVETTE	
Pump Drive Shaft Seal Kit; W/One-Raised Mounting Pads.....	8711	1995-1992	
Pump Drive Shaft Seal Kit; W/Two-Raised Mounting Pads.....	8709	V-8 5.7 L ENG.	
Control Valve Seal Kit.....	7864	Pump Complete Rebuilding Kit; Eng. VIN J.....	8561
Power Cyl. Complete Rebuilding Kit.....	8537	Pump Seal Kit; Eng. VIN J.....	8554
Power Cyl. Piston Rod Seal Kit.....	7906	Pump Seal Kit; Eng. VIN P.....	8633
1963		Pump Drive Shaft Seal Kit; Eng. VIN J.....	8712
4-CYL. 153 ENG.; 6-CYL. 194 ENG.		Rack & Pinion Seal Kit.....	8628
Pump Complete Rebuilding Kit; W/Two-Raised Mounting Pads.....	7910	Rack & Pinion Upper Pinion Bearing Kit.....	8571
Pump Seal Kit; W/One-Raised Mounting Pads.....	8755	Rack & Pinion Lower Pinion Bearing Kit.....	8572
Pump Seal Kit; W/Two-Raised Mounting Pads.....	7918	1991-1990	
Pump Drive Shaft Seal Kit; W/One-Raised Mounting Pads.....	8711	V-8 5.7 L ENG.	
Pump Drive Shaft Seal Kit; W/Two-Raised Mounting Pads.....	8709	Pump Complete Rebuilding Kit; Eng. VIN J.....	8561
Control Valve Seal Kit.....	7864	Pump Seal Kit; Eng. VIN 8.....	8633
Power Cyl. Complete Rebuilding Kit.....	8537	Pump Seal Kit; Eng. VIN J.....	8554
Power Cyl. Piston Rod Seal Kit.....	7906	Pump Drive Shaft Seal Kit; Eng. VIN J.....	8712
1962		Rack & Pinion Seal Kit.....	8628
4-CYL. 153 ENG.		Rack & Pinion Upper Pinion Bearing Kit.....	8571
Pump Complete Rebuilding Kit; W/Two-Raised Mounting Pads.....	7910	Rack & Pinion Lower Pinion Bearing Kit.....	8572
Pump Seal Kit; W/One-Raised Mounting Pads.....	8755	1989-1988	
Pump Seal Kit; W/Two-Raised Mounting Pads.....	7918	V-8 5.7 L ENG.	
Pump Drive Shaft Seal Kit; W/One-Raised Mounting Pads.....	8711	Pump Seal Kit.....	8633
Pump Drive Shaft Seal Kit; W/Two-Raised Mounting Pads.....	8709	Rack & Pinion Seal Kit.....	8628
Control Valve Seal Kit.....	7864	Rack & Pinion Upper Pinion Bearing Kit.....	8571
Power Cyl. Complete Rebuilding Kit.....	8537	Rack & Pinion Lower Pinion Bearing Kit.....	8572
Power Cyl. Piston Rod Seal Kit.....	7906	1987-1985	
6-CYL. 194 ENG.		V-8 5.7 L ENG.	
Pump Complete Rebuilding Kit; W/Two-Raised Mounting Pads.....	7910	Pump Seal Kit.....	8633
Pump Seal Kit; W/One-Raised Mounting Pads.....	8755	Rack & Pinion Seal Kit; W/FE7, Z52 Suspension.....	8608
1962 - Continued		Rack & Pinion Seal Kit; W/O FE7, Z52 Suspension.....	8628
6-CYL. 194 ENG. - Continued		Rack & Pinion Upper Pinion Bearing Kit.....	8571
1962 - Continued		Rack & Pinion Lower Pinion Bearing Kit.....	8572
6-CYL. 194 ENG. - Continued		1987-1985	
1962 - Continued		V-8 5.7 L ENG.	
6-CYL. 194 ENG. - Continued		Pump Seal Kit.....	8633
1962 - Continued		Rack & Pinion Seal Kit.....	8628
6-CYL. 194 ENG. - Continued		Rack & Pinion Upper Pinion Bearing Kit.....	8571
1962 - Continued		Rack & Pinion Lower Pinion Bearing Kit.....	8572
6-CYL. 194 ENG. - Continued		1987-1985	
1962 - Continued		V-8 5.7 L ENG.	
6-CYL. 194 ENG. - Continued		Pump Seal Kit.....	8633
1962 - Continued		Rack & Pinion Seal Kit; W/FE7, Z52 Suspension.....	8608
6-CYL. 194 ENG. - Continued		Rack & Pinion Seal Kit; W/O FE7, Z52 Suspension.....	8628
1962 - Continued		Rack & Pinion Upper Pinion Bearing Kit.....	8571
6-CYL. 194 ENG. - Continued		Rack & Pinion Lower Pinion Bearing Kit.....	8572

☆ See Pages A14 - A15 For Pump or Gear Identification.

☉ Packaged one bushing per box, order as required.

SYSTEM
PUMP &
GEAR
IDENT.

SYSTEM &
COM-
PONENT
IDENT.

PASS.
CARS

LIGHT
TRUCKS

MEDIUM/
HEAVY
TRUCKS

BUSES

HOSE
NUMER-
ICAL

REPAIR
KITS

KIT
NUMER-
ICAL

ILLUSTRATIONS

Power Steering Repair Kits for Passenger Cars and Light Trucks

	Application	Kit No.	Application	Kit No.	
SYSTEM PUMP & GEAR IDENT.	CHEVROLET - Continued		CHEVROLET - Continued		
	CORVETTE - Continued		CORVETTE - Continued		
	1984		1962		
	V-8 5.7 L ENG.		V-8 327 ENG.		
		Pump Seal Kit.....	8633	Control Valve Seal Kit.....	7864
		Rack & Pinion Seal Kit.....	8608	Power Cyl. Complete Rebuilding Kit.....	8537
		Rack & Pinion Upper Pinion Bearing Kit.....	8571	Power Cyl. Piston Rod Seal Kit.....	7906
		Rack & Pinion Lower Pinion Bearing Kit.....	8572		
	1982-1981		1961-1960		
	V-8 5.7 L ENG.		V-8 283 ENG.		
	Pump Complete Rebuilding Kit.....	7910	Control Valve Seal Kit.....	7864	
	Pump Seal Kit.....	7918	Power Cyl. Piston Rod Seal Kit.....	7906	
	Pump Drive Shaft Seal Kit.....	8709			
	Control Valve Seal Kit.....	7864			
	Power Cyl. Complete Rebuilding Kit.....	8537			
	Power Cyl. Piston Rod Seal Kit.....	7906			
SYSTEM & COMPONENT IDENT.	1980		1959-1958		
	V-8 5.0 L ENG.; V-8 5.7 L ENG.		V-8 283 ENG.		
		Pump Complete Rebuilding Kit.....	7910	Power Cyl. Piston Rod Seal Kit.....	7906
		Pump Seal Kit.....	7918		
		Pump Drive Shaft Seal Kit.....	8709		
		Control Valve Seal Kit.....	7864		
		Power Cyl. Complete Rebuilding Kit.....	8537		
		Power Cyl. Piston Rod Seal Kit.....	7906		
	PASS. CARS	1979-1975		EL CAMINO	
		V-8 350 ENG.		1987-1985	
		Pump Complete Rebuilding Kit.....	7910	V-6 4.3 L ENG.; V-8 5.0 L ENG.	
		Pump Seal Kit.....	7918	Pump Complete Rebuilding Kit.....	7910
		Pump Drive Shaft Seal Kit.....	8709	Pump Seal Kit.....	7918
		Control Valve Seal Kit.....	7864	Pump Drive Shaft Seal Kit.....	8709
		Power Cyl. Complete Rebuilding Kit.....	8537	Stg. Gear Complete Rebuilding Kit.....	8522
		Power Cyl. Piston Rod Seal Kit.....	7906	Stg. Gear Major Seal Kit.....	8521
				Stg. Gear Input Shaft Seal Kit.....	8525
				Stg. Gear Complete Pitman Shaft Seal Kit.....	8766
			Stg. Gear Lower Pitman Shaft Seal Kit.....	7856	
LIGHT TRUCKS	1974-1970		1984-1983		
	V-8 350 ENG.; V-8 454 ENG.		V-6 3.8 L ENG.; V-8 5.0 L ENG.		
		Pump Complete Rebuilding Kit.....	7910	Pump Complete Rebuilding Kit.....	7910
		Pump Seal Kit.....	7918	Pump Seal Kit.....	7918
		Pump Drive Shaft Seal Kit.....	8709	Pump Drive Shaft Seal Kit.....	8709
		Control Valve Seal Kit.....	7864	Stg. Gear Complete Rebuilding Kit; W/4-Bolt Gear Housing.....	8522
		Power Cyl. Complete Rebuilding Kit.....	8537	Stg. Gear Complete Rebuilding Kit; W/Ring Retained Housing.....	8529
		Power Cyl. Piston Rod Seal Kit.....	7906	Stg. Gear Major Seal Kit; W/4-Bolt Gear Housing.....	8521
				Stg. Gear Major Seal Kit; W/Ring Retained Housing.....	8528
				Stg. Gear Input Shaft Seal Kit; W/4-Bolt Gear Housing.....	8525
MEDIUM/HEAVY TRUCKS	1969		V-8 5.7 L DIESEL ENG.		
	V-8 350 ENG.; V-8 427 ENG.		Pump Complete Rebuilding Kit.....		
		Pump Complete Rebuilding Kit.....	7910	Pump Seal Kit.....	8630
		Pump Seal Kit.....	7918	Pump Seal Kit.....	8631
		Pump Drive Shaft Seal Kit.....	8709	Pump Drive Shaft Seal Kit.....	8709
		Control Valve Seal Kit.....	7864	Stg. Gear Complete Rebuilding Kit; W/4-Bolt Gear Housing.....	8522
		Power Cyl. Complete Rebuilding Kit.....	8537	Stg. Gear Complete Rebuilding Kit; W/Ring Retained Housing.....	8529
		Power Cyl. Piston Rod Seal Kit.....	7906	Stg. Gear Major Seal Kit; W/4-Bolt Gear Housing.....	8521
				Stg. Gear Major Seal Kit; W/Ring Retained Housing.....	8528
				Stg. Gear Input Shaft Seal Kit; W/4-Bolt Gear Housing.....	8525
HOSE NUMERICAL	1968-1966		1982-1980		
	V-8 327 ENG.; V-8 427 ENG.		V-6 3.8 L ENG.; V-8 4.4 L ENG.; V-8 5.0 L ENG.		
		Pump Complete Rebuilding Kit.....	7910	Pump Complete Rebuilding Kit.....	7910
		Pump Seal Kit.....	7918	Pump Seal Kit.....	7918
		Pump Drive Shaft Seal Kit.....	8709	Pump Drive Shaft Seal Kit.....	8709
		Control Valve Seal Kit.....	7864	Stg. Gear Complete Rebuilding Kit; W/4-Bolt Gear Housing.....	8522
		Power Cyl. Complete Rebuilding Kit.....	8537	Stg. Gear Complete Rebuilding Kit; W/Ring Retained Housing.....	8529
		Power Cyl. Piston Rod Seal Kit.....	7906	Stg. Gear Major Seal Kit; W/4-Bolt Gear Housing.....	8521
				Stg. Gear Major Seal Kit; W/Ring Retained Housing.....	8528
				Stg. Gear Input Shaft Seal Kit; W/4-Bolt Gear Housing.....	8525
REPAIR KITS	1965		1982-1980		
	V-8 327 ENG.; V-8 396 ENG.		V-6 3.8 L ENG.; V-8 4.4 L ENG.; V-8 5.0 L ENG.		
		Pump Complete Rebuilding Kit.....	7910	Pump Complete Rebuilding Kit.....	7910
		Pump Seal Kit.....	7918	Pump Seal Kit.....	7918
		Pump Drive Shaft Seal Kit.....	8709	Pump Drive Shaft Seal Kit.....	8709
		Control Valve Seal Kit.....	7864	Stg. Gear Complete Rebuilding Kit; W/4-Bolt Gear Housing.....	8522
		Power Cyl. Complete Rebuilding Kit.....	8537	Stg. Gear Complete Rebuilding Kit; W/Ring Retained Housing.....	8529
		Power Cyl. Piston Rod Seal Kit.....	7906	Stg. Gear Major Seal Kit; W/4-Bolt Gear Housing.....	8521
				Stg. Gear Major Seal Kit; W/Ring Retained Housing.....	8528
				Stg. Gear Input Shaft Seal Kit; W/4-Bolt Gear Housing.....	8525
KIT NUMERICAL	1964-1963		1982-1980		
	V-8 327 ENG.		V-6 3.8 L ENG.; V-8 4.4 L ENG.; V-8 5.0 L ENG.		
		Pump Complete Rebuilding Kit.....	7910	Pump Complete Rebuilding Kit.....	7910
		Pump Seal Kit.....	7918	Pump Seal Kit.....	7918
		Pump Drive Shaft Seal Kit.....	8709	Pump Drive Shaft Seal Kit.....	8709
		Control Valve Seal Kit.....	7864	Stg. Gear Complete Rebuilding Kit; W/4-Bolt Gear Housing.....	8522
		Power Cyl. Complete Rebuilding Kit.....	8537	Stg. Gear Complete Rebuilding Kit; W/Ring Retained Housing.....	8529
		Power Cyl. Piston Rod Seal Kit.....	7906	Stg. Gear Major Seal Kit; W/4-Bolt Gear Housing.....	8521
				Stg. Gear Major Seal Kit; W/Ring Retained Housing.....	8528
				Stg. Gear Input Shaft Seal Kit; W/4-Bolt Gear Housing.....	8525
ILLUSTRATIONS	1964-1963		1982-1980		
	V-8 327 ENG.		V-6 3.8 L ENG.; V-8 4.4 L ENG.; V-8 5.0 L ENG.		
		Pump Complete Rebuilding Kit.....	7910	Pump Complete Rebuilding Kit.....	7910
		Pump Seal Kit.....	7918	Pump Seal Kit.....	7918
		Pump Drive Shaft Seal Kit.....	8709	Pump Drive Shaft Seal Kit.....	8709
		Control Valve Seal Kit.....	7864	Stg. Gear Complete Rebuilding Kit; W/4-Bolt Gear Housing.....	8522
		Power Cyl. Complete Rebuilding Kit.....	8537	Stg. Gear Complete Rebuilding Kit; W/Ring Retained Housing.....	8529
		Power Cyl. Piston Rod Seal Kit.....	7906	Stg. Gear Major Seal Kit; W/4-Bolt Gear Housing.....	8521
				Stg. Gear Major Seal Kit; W/Ring Retained Housing.....	8528
				Stg. Gear Input Shaft Seal Kit; W/4-Bolt Gear Housing.....	8525

☆ See Pages A14 - A15 For Pump or Gear Identification.

⊗ Packaged one bushing per box, order as required.

Power Steering Repair Kits for Passenger Cars and Light Trucks

	Application	Kit No.	Application	Kit No.
SYSTEM PUMP & GEAR IDENT.	CHEVROLET - Continued		CHEVROLET - Continued	
	EL CAMINO - Continued		G SERIES VAN - Continued	
	1966-1965		1987	
SYSTEM & COMPONENT IDENT.	6-CYL. 194 ENG.; 6-CYL. 230 ENG.; V-8 283 ENG.; V-8 327 ENG.; V-8 396 ENG.		V-6 4.3 L ENG.; V-8 5.0 L ENG.; V-8 6.2 L DIESEL ENG.	
	Pump Complete Rebuilding Kit; W/Two-Raised Mounting Pads	7910	Pump Complete Rebuilding Kit	7910
	Pump Seal Kit; W/One-Raised Mounting Pads	8755	Pump Seal Kit	7918
	Pump Seal Kit; W/Two-Raised Mounting Pads	7918	Pump Drive Shaft Seal Kit	8709
	Pump Drive Shaft Seal Kit; W/One-Raised Mounting Pads	8711	Stg. Gear Complete Rebuilding Kit	8524
	Pump Drive Shaft Seal Kit; W/Two-Raised Mounting Pads	8709	Stg. Gear Major Seal Kit	8523
	Stg. Gear Complete Rebuilding Kit	7858	Stg. Gear Input Shaft Seal Kit	8525
	Stg. Gear Major Seal Kit	7860	Stg. Gear Complete Pitman Shaft Seal Kit	8766
	Stg. Gear Input Shaft Seal Kit	7095	Stg. Gear Lower Pitman Shaft Seal Kit	7856
	Stg. Gear Complete Pitman Shaft Seal Kit	8766		
PASS. CARS	1964		V-8 5.7 L ENG.	
	6-CYL. 194 ENG.; 6-CYL. 230 ENG.; V-8 283 ENG.; V-8 327 ENG.		Pump Complete Rebuilding Kit; Eng. VIN K	
	Pump Complete Rebuilding Kit; W/Two-Raised Mounting Pads	7910	Pump Complete Rebuilding Kit; Eng. VIN M	7910
	Pump Seal Kit; W/One-Raised Mounting Pads	8755	Pump Seal Kit; Eng. VIN K	7918
	Pump Seal Kit; W/Two-Raised Mounting Pads	7918	Pump Seal Kit; Eng. VIN M	8554
	Pump Drive Shaft Seal Kit; W/One-Raised Mounting Pads	8711	Pump Drive Shaft Seal Kit; Eng. VIN K	8709
	Pump Drive Shaft Seal Kit; W/Two-Raised Mounting Pads	8709	Pump Drive Shaft Seal Kit; Eng. VIN M	8712
	Stg. Gear Complete Rebuilding Kit	7858	Stg. Gear Complete Rebuilding Kit	8524
	Stg. Gear Major Seal Kit	7860	Stg. Gear Major Seal Kit	8523
	Stg. Gear Input Shaft Seal Kit	7095	Stg. Gear Input Shaft Seal Kit	8525
	Stg. Gear Complete Pitman Shaft Seal Kit	8766	Stg. Gear Complete Pitman Shaft Seal Kit	8766
	Stg. Gear Lower Pitman Shaft Seal Kit	7856	Stg. Gear Lower Pitman Shaft Seal Kit	7856
LIGHT TRUCKS	1964		1986-1985	
	6-CYL. 194 ENG.; 6-CYL. 230 ENG.; V-8 283 ENG.; V-8 327 ENG.		V-6 4.3 L ENG.	
	Pump Complete Rebuilding Kit; W/Two-Raised Mounting Pads	7910	Pump Complete Rebuilding Kit	8561
	Pump Seal Kit; W/One-Raised Mounting Pads	8755	Pump Seal Kit	8554
	Pump Seal Kit; W/Two-Raised Mounting Pads	7918	Pump Drive Shaft Seal Kit	8712
	Pump Drive Shaft Seal Kit; W/One-Raised Mounting Pads	8711	Stg. Gear Complete Rebuilding Kit	8524
	Pump Drive Shaft Seal Kit; W/Two-Raised Mounting Pads	8709	Stg. Gear Major Seal Kit	8523
	Stg. Gear Complete Rebuilding Kit	7858	Stg. Gear Input Shaft Seal Kit	8525
	Stg. Gear Major Seal Kit	7860	Stg. Gear Complete Pitman Shaft Seal Kit	8766
	Stg. Gear Input Shaft Seal Kit	7095	Stg. Gear Lower Pitman Shaft Seal Kit	7856
	Stg. Gear Complete Pitman Shaft Seal Kit	8766		
	Stg. Gear Lower Pitman Shaft Seal Kit	7856	V-8 5.0 L ENG.	
MEDIUM/HEAVY TRUCKS	G SERIES VAN		Pump Complete Rebuilding Kit; Eng. VIN F	
	1995-1994		Pump Complete Rebuilding Kit; W/Auto. Trans.; Eng. VIN H	
	V-6 4.3 L ENG.; V-8 5.0 L ENG.; V-8 5.7 L ENG.; V-8 6.5 L DIESEL ENG.; V-8 7.4 L ENG.		Pump Complete Rebuilding Kit; W/Man. Trans.; Eng. VIN H	
	Pump Complete Rebuilding Kit	7910	Pump Seal Kit; Eng. VIN F	7918
	Pump Seal Kit	7918	Pump Seal Kit; W/Auto. Trans.; Eng. VIN H	7918
	Pump Drive Shaft Seal Kit	8709	Pump Seal Kit; W/Man. Trans.; Eng. VIN H	8554
	Stg. Gear Complete Rebuilding Kit	8524	Pump Drive Shaft Seal Kit; Eng. VIN F	8709
	Stg. Gear Major Seal Kit	8523	Pump Drive Shaft Seal Kit; W/Auto. Trans.; Eng. VIN H	8709
	Stg. Gear Input Shaft Seal Kit	8525	Pump Drive Shaft Seal Kit; W/Man. Trans.; Eng. VIN H	8712
	Stg. Gear Complete Pitman Shaft Seal Kit	8766	Stg. Gear Complete Rebuilding Kit	8524
	Stg. Gear Lower Pitman Shaft Seal Kit	7856	Stg. Gear Major Seal Kit	8523
BUSES	1993-1989		Stg. Gear Input Shaft Seal Kit	
	V-6 4.3 L ENG.; V-8 5.0 L ENG.; V-8 5.7 L ENG.; V-8 6.2 L DIESEL ENG.; V-8 7.4 L ENG.		Stg. Gear Complete Pitman Shaft Seal Kit	
	Pump Complete Rebuilding Kit	7910	Stg. Gear Lower Pitman Shaft Seal Kit	8766
	Pump Seal Kit	7918	Stg. Gear Lower Pitman Shaft Seal Kit	7856
	Pump Drive Shaft Seal Kit	8709		
	Stg. Gear Complete Rebuilding Kit	8524	V-8 5.7 L ENG.	
	Stg. Gear Major Seal Kit	8523	Pump Complete Rebuilding Kit; Eng. VIN M	8561
	Stg. Gear Input Shaft Seal Kit	8525	Pump Seal Kit; Eng. VIN M	8554
	Stg. Gear Complete Pitman Shaft Seal Kit	8766	Pump Drive Shaft Seal Kit; Eng. VIN M	8712
	Stg. Gear Lower Pitman Shaft Seal Kit	7856	Stg. Gear Complete Rebuilding Kit; Eng. VIN M	8524
HOSE NUMERICAL	1988		Stg. Gear Major Seal Kit; Eng. VIN M	
	V-6 4.3 L ENG.; V-8 5.0 L ENG.; V-8 6.2 L DIESEL ENG.; V-8 7.4 L ENG.		Stg. Gear Input Shaft Seal Kit; Eng. VIN M	
	Pump Complete Rebuilding Kit	7910	Stg. Gear Complete Pitman Shaft Seal Kit; Eng. VIN M	8766
	Pump Seal Kit	7918	Stg. Gear Lower Pitman Shaft Seal Kit	7856
	Pump Drive Shaft Seal Kit	8709		
	Stg. Gear Complete Rebuilding Kit	8524	V-8 6.2 L DIESEL ENG.	
	Stg. Gear Major Seal Kit	8523	Pump Complete Rebuilding Kit	7910
	Stg. Gear Input Shaft Seal Kit	8525	Pump Seal Kit	7918
	Stg. Gear Complete Pitman Shaft Seal Kit	8766	Pump Drive Shaft Seal Kit	8709
	Stg. Gear Lower Pitman Shaft Seal Kit	7856	Stg. Gear Complete Rebuilding Kit	8524
REPAIR KITS	1988		Stg. Gear Major Seal Kit	
	V-6 4.3 L ENG.; V-8 5.0 L ENG.; V-8 6.2 L DIESEL ENG.; V-8 7.4 L ENG.		Stg. Gear Input Shaft Seal Kit	
	Pump Complete Rebuilding Kit	7910	Stg. Gear Complete Pitman Shaft Seal Kit	8766
	Pump Seal Kit	7918	Stg. Gear Lower Pitman Shaft Seal Kit	7856
	Pump Drive Shaft Seal Kit	8709		
	Stg. Gear Complete Rebuilding Kit	8524	1984-1983	
	Stg. Gear Major Seal Kit	8523	6-CYL. 4.1 L ENG.; V-8 5.0 L ENG.; V-8 5.7 L ENG.; V-8 6.2 L DIESEL ENG.	
	Stg. Gear Input Shaft Seal Kit	8525	Pump Complete Rebuilding Kit	7910
	Stg. Gear Complete Pitman Shaft Seal Kit	8766	Pump Seal Kit	7918
	Stg. Gear Lower Pitman Shaft Seal Kit	7856	Pump Drive Shaft Seal Kit	8709
KIT NUMERICAL	1988		Stg. Gear Complete Rebuilding Kit	
	V-6 4.3 L ENG.; V-8 5.0 L ENG.; V-8 6.2 L DIESEL ENG.; V-8 7.4 L ENG.		Stg. Gear Major Seal Kit	
	Pump Complete Rebuilding Kit	7910	Stg. Gear Input Shaft Seal Kit	8525
	Pump Seal Kit	7918	Stg. Gear Complete Pitman Shaft Seal Kit	8766
	Pump Drive Shaft Seal Kit	8709	Stg. Gear Lower Pitman Shaft Seal Kit	7856
	Stg. Gear Complete Rebuilding Kit	8524		
	Stg. Gear Major Seal Kit	8523	1984-1983	
	Stg. Gear Input Shaft Seal Kit	8525	6-CYL. 4.1 L ENG.; V-8 5.0 L ENG.; V-8 5.7 L ENG.; V-8 6.2 L DIESEL ENG.	
	Stg. Gear Complete Pitman Shaft Seal Kit	8766	Pump Complete Rebuilding Kit	7910
	Stg. Gear Lower Pitman Shaft Seal Kit	7856	Pump Seal Kit	7918
ILLUSTRATIONS	1988		Pump Drive Shaft Seal Kit	
	V-6 4.3 L ENG.; V-8 5.0 L ENG.; V-8 6.2 L DIESEL ENG.; V-8 7.4 L ENG.		Stg. Gear Complete Rebuilding Kit	
	Pump Complete Rebuilding Kit	7910	Stg. Gear Major Seal Kit	8523
	Pump Seal Kit	7918	Stg. Gear Input Shaft Seal Kit	8525
	Pump Drive Shaft Seal Kit	8709	Stg. Gear Complete Pitman Shaft Seal Kit	8766
	Stg. Gear Complete Rebuilding Kit	8524	Stg. Gear Lower Pitman Shaft Seal Kit	7856
	Stg. Gear Major Seal Kit	8523		
	Stg. Gear Input Shaft Seal Kit	8525		
	Stg. Gear Complete Pitman Shaft Seal Kit	8766		
	Stg. Gear Lower Pitman Shaft Seal Kit	7856		

☆ See Pages A14 - A15 For Pump or Gear Identification.

⊛ Packaged one bushing per box, order as required.

Power Steering Repair Kits for Passenger Cars and Light Trucks

	Application	Kit No.	Application	Kit No.
SYSTEM PUMP & GEAR IDENT.	CHEVROLET - Continued		CHEVROLET - Continued	
	IMPALA - Continued		IMPALA - Continued	
	1976-1974 - Continued		1969 - Continued	
	V-8 350 ENG.; V-8 400 ENG. - Continued		6-CYL. 250 ENG.; V-8 327 ENG.; V-8 350 ENG.; V-8 396 ENG.;	
	Stg. Gear Lower Pitman Shaft Seal Kit.....	7856	V-8 427 ENG. - Continued	
SYSTEM & COMPONENT IDENT.	V-8 454 ENG.		Stg. Gear Complete Rebuilding Kit.....	7858
	Pump Complete Rebuilding Kit.....	7910	Stg. Gear Major Seal Kit.....	7860
	Pump Seal Kit.....	7918	Stg. Gear Input Shaft Seal Kit.....	7095
	Pump Drive Shaft Seal Kit.....	8709	Stg. Gear Complete Pitman Shaft Seal Kit.....	8766
	Stg. Gear Complete Rebuilding Kit.....	7857	Stg. Gear Lower Pitman Shaft Seal Kit.....	7856
	Stg. Gear Major Seal Kit.....	7859		
	Stg. Gear Input Shaft Seal Kit.....	7095	1968	
	Stg. Gear Complete Pitman Shaft Seal Kit.....	8766	6-CYL. 250 ENG.; V-8 307 ENG.; V-8 327 ENG.; V-8 396 ENG.;	
	Stg. Gear Lower Pitman Shaft Seal Kit.....	7856	V-8 427 ENG.	
PASS. CARS	1973		Pump Complete Rebuilding Kit.....	7910
	6-CYL. 250 ENG.; V-8 350 ENG.; V-8 400 ENG.		Pump Seal Kit.....	7918
	Pump Complete Rebuilding Kit.....	7910	Pump Drive Shaft Seal Kit.....	8709
	Pump Seal Kit.....	7918	Stg. Gear Complete Rebuilding Kit.....	7858
	Pump Drive Shaft Seal Kit.....	8709	Stg. Gear Major Seal Kit.....	7860
	Stg. Gear Complete Rebuilding Kit.....	7858	Stg. Gear Input Shaft Seal Kit.....	7095
	Stg. Gear Major Seal Kit.....	7860	Stg. Gear Complete Pitman Shaft Seal Kit.....	8766
	Stg. Gear Input Shaft Seal Kit.....	7095	Stg. Gear Lower Pitman Shaft Seal Kit.....	7856
	Stg. Gear Complete Pitman Shaft Seal Kit.....	8766		
	Stg. Gear Lower Pitman Shaft Seal Kit.....	7856	1967	
LIGHT TRUCKS	V-8 454 ENG.		6-CYL. 250 ENG.; V-8 283 ENG.; V-8 327 ENG.; V-8 396 ENG.;	
	Pump Complete Rebuilding Kit.....	7910	V-8 427 ENG.	
	Pump Seal Kit.....	7918	Pump Complete Rebuilding Kit.....	7910
	Pump Drive Shaft Seal Kit.....	8709	Pump Seal Kit.....	7918
	Stg. Gear Complete Rebuilding Kit.....	7857	Pump Drive Shaft Seal Kit.....	8709
	Stg. Gear Major Seal Kit.....	7859	Stg. Gear Complete Rebuilding Kit.....	7858
	Stg. Gear Input Shaft Seal Kit.....	7095	Stg. Gear Major Seal Kit.....	7860
	Stg. Gear Complete Pitman Shaft Seal Kit.....	8766	Stg. Gear Input Shaft Seal Kit.....	7095
	Stg. Gear Lower Pitman Shaft Seal Kit.....	7856	Stg. Gear Complete Pitman Shaft Seal Kit.....	8766
MEDIUM/HEAVY TRUCKS	1972-1971		Stg. Gear Lower Pitman Shaft Seal Kit.....	7856
	6-CYL. 250 ENG.; V-8 350 ENG.; V-8 400 ENG.; V-8 402 ENG.		1966	
	Pump Complete Rebuilding Kit.....	7910	6-CYL. 250 ENG.; V-8 283 ENG.; V-8 327 ENG.; V-8 396 ENG.;	
	Pump Seal Kit.....	7918	V-8 427 ENG.	
	Pump Drive Shaft Seal Kit.....	8709	Pump Complete Rebuilding Kit; W/Two-Raised Mounting Pads.....	7910
	Stg. Gear Complete Rebuilding Kit.....	7858	Pump Seal Kit; W/One-Raised Mounting Pads.....	8755
	Stg. Gear Major Seal Kit.....	7860	Pump Seal Kit; W/Two-Raised Mounting Pads.....	7918
	Stg. Gear Input Shaft Seal Kit.....	7095	Pump Drive Shaft Seal Kit; W/One-Raised Mounting Pads.....	8711
	Stg. Gear Complete Pitman Shaft Seal Kit.....	8766	Pump Drive Shaft Seal Kit; W/Two-Raised Mounting Pads.....	8709
	Stg. Gear Lower Pitman Shaft Seal Kit.....	7856	Stg. Gear Complete Rebuilding Kit.....	7858
BUSES	V-8 454 ENG.		Stg. Gear Major Seal Kit.....	7860
	Pump Complete Rebuilding Kit.....	7910	Stg. Gear Input Shaft Seal Kit.....	7095
	Pump Seal Kit.....	7918	Stg. Gear Complete Pitman Shaft Seal Kit.....	8766
	Pump Drive Shaft Seal Kit.....	8709	Stg. Gear Lower Pitman Shaft Seal Kit.....	7856
	Stg. Gear Complete Rebuilding Kit.....	7857		
	Stg. Gear Major Seal Kit.....	7859	1965	
	Stg. Gear Input Shaft Seal Kit.....	7095	6-CYL. 230 ENG.; 6-CYL. 250 ENG.; V-8 283 ENG.; V-8 327 ENG.;	
	Stg. Gear Complete Pitman Shaft Seal Kit.....	8766	V-8 396 ENG.; V-8 409 ENG.	
	Stg. Gear Lower Pitman Shaft Seal Kit.....	7856	Pump Complete Rebuilding Kit; W/Two-Raised Mounting Pads.....	7910
HOSE NUMERICAL	1970		Pump Seal Kit; W/One-Raised Mounting Pads.....	8755
	6-CYL. 250 ENG.; V-8 350 ENG.; V-8 400 ENG.		Pump Seal Kit; W/Two-Raised Mounting Pads.....	7918
	Pump Complete Rebuilding Kit.....	7910	Pump Drive Shaft Seal Kit; W/One-Raised Mounting Pads.....	8711
	Pump Seal Kit.....	7918	Pump Drive Shaft Seal Kit; W/Two-Raised Mounting Pads.....	8709
	Pump Drive Shaft Seal Kit.....	8709	Stg. Gear Complete Rebuilding Kit.....	7858
	Stg. Gear Complete Rebuilding Kit.....	7857	Stg. Gear Major Seal Kit.....	7860
	Stg. Gear Major Seal Kit.....	7859	Stg. Gear Input Shaft Seal Kit.....	7095
	Stg. Gear Input Shaft Seal Kit.....	7095	Stg. Gear Complete Pitman Shaft Seal Kit.....	8766
	Stg. Gear Complete Pitman Shaft Seal Kit.....	8766	Stg. Gear Lower Pitman Shaft Seal Kit.....	7856
	Stg. Gear Lower Pitman Shaft Seal Kit.....	7856		
REPAIR KITS	1970		1964	
	6-CYL. 250 ENG.; V-8 350 ENG.; V-8 400 ENG.		6-CYL. 230 ENG.; V-8 283 ENG.; V-8 327 ENG.; V-8 409 ENG.	
	Pump Complete Rebuilding Kit.....	7910	Pump Complete Rebuilding Kit; W/Two-Raised Mounting Pads.....	7910
	Pump Seal Kit.....	7918	Pump Seal Kit; W/One-Raised Mounting Pads.....	8755
	Pump Drive Shaft Seal Kit.....	8709	Pump Seal Kit; W/Two-Raised Mounting Pads.....	7918
	Stg. Gear Complete Rebuilding Kit.....	7858	Pump Drive Shaft Seal Kit; W/One-Raised Mounting Pads.....	8711
	Stg. Gear Major Seal Kit.....	7860	Pump Drive Shaft Seal Kit; W/Two-Raised Mounting Pads.....	8709
	Stg. Gear Input Shaft Seal Kit.....	7095	Control Valve Seal Kit.....	7864
	Stg. Gear Complete Pitman Shaft Seal Kit.....	8766	Power Cyl. Complete Rebuilding Kit.....	8537
	Stg. Gear Lower Pitman Shaft Seal Kit.....	7856	Power Cyl. Piston Rod Seal Kit.....	7906
KIT NUMERICAL	1969		1963	
	6-CYL. 250 ENG.; V-8 327 ENG.; V-8 350 ENG.; V-8 396 ENG.;		6-CYL. 230 ENG.; V-8 283 ENG.; V-8 327 ENG.; V-8 409 ENG.;	
	V-8 427 ENG.		V-8 427 ENG.	
	Pump Complete Rebuilding Kit.....	7910	Pump Complete Rebuilding Kit; W/Two-Raised Mounting Pads.....	7910
	Pump Seal Kit.....	7918	Pump Seal Kit; W/One-Raised Mounting Pads.....	8755
	Pump Drive Shaft Seal Kit.....	8709	Pump Seal Kit; W/Two-Raised Mounting Pads.....	7918
			Pump Drive Shaft Seal Kit; W/One-Raised Mounting Pads.....	8711
			Pump Drive Shaft Seal Kit; W/Two-Raised Mounting Pads.....	8709
ILLUSTRATIONS			Control Valve Seal Kit.....	7864
			Power Cyl. Complete Rebuilding Kit.....	8537
			Power Cyl. Piston Rod Seal Kit.....	7906

☆ See Pages A14 - A15 For Pump or Gear Identification.

⊛ Packaged one bushing per box, order as required.

Power Steering Repair Kits for Passenger Cars and Light Trucks

Application	Kit No.	Application	Kit No.
CHEVROLET - Continued		CHEVROLET - Continued	
IMPALA - Continued		LUMINA	
1963 - Continued		1995-1994	
6-CYL. 230 ENG.; V-8 283 ENG.; V-8 327 ENG.; V-8 409 ENG.;		V-6 3.1 L ENG.; V-6 3.4 L ENG.	
V-8 427 ENG. - Continued		Pump Seal Kit.....	8624
Control Valve Seal Kit.....	7864	Pump Drive Shaft Seal Kit.....	8709
Power Cyl. Complete Rebuilding Kit.....	8537	Rack & Pinion Seal Kit.....	8580
Power Cyl. Piston Rod Seal Kit.....	7906	Rack & Pinion Upper Pinion Bearing Kit.....	8571
		Rack & Pinion Lower Pinion Bearing Kit.....	8572
1962		1993	
6-CYL. 235 ENG.; V-8 283 ENG.; V-8 327 ENG.; V-8 409 ENG.		4-CYL. 2.2 L ENG.; V-6 3.1 L ENG.; V-6 3.4 L ENG.	
Pump Complete Rebuilding Kit; W/Two-Raised Mounting Pads.....	7910	Pump Seal Kit.....	8624
Pump Seal Kit; W/One-Raised Mounting Pads.....	8755	Pump Drive Shaft Seal Kit.....	8709
Pump Seal Kit; W/Two-Raised Mounting Pads.....	7918	Rack & Pinion Seal Kit.....	8580
Pump Drive Shaft Seal Kit; W/One-Raised Mounting Pads.....	8711	Rack & Pinion Upper Pinion Bearing Kit.....	8571
Pump Drive Shaft Seal Kit; W/Two-Raised Mounting Pads.....	8709	Rack & Pinion Lower Pinion Bearing Kit.....	8572
Control Valve Seal Kit.....	7864		
Power Cyl. Complete Rebuilding Kit.....	8537	1992-1991	
Power Cyl. Piston Rod Seal Kit.....	7906	4-CYL. 2.5 L ENG.; V-6 3.1 L ENG.; V-6 3.4 L ENG.	
		Pump Seal Kit.....	8624
1961		Pump Drive Shaft Seal Kit.....	8709
6-CYL. 235 ENG.; V-8 283 ENG.; V-8 348 ENG.; V-8 409 ENG.		Rack & Pinion Seal Kit.....	8580
Pump Complete Rebuilding Kit; W/Two-Raised Mounting Pads.....	7910	Rack & Pinion Upper Pinion Bearing Kit.....	8571
Pump Seal Kit; W/One-Raised Mounting Pads.....	8755	Rack & Pinion Lower Pinion Bearing Kit.....	8572
Pump Seal Kit; W/Two-Raised Mounting Pads.....	7918		
Pump Drive Shaft Seal Kit; W/One-Raised Mounting Pads.....	8711	1990	
Pump Drive Shaft Seal Kit; W/Two-Raised Mounting Pads.....	8709	4-CYL. 2.5 L ENG.; V-6 3.1 L ENG.	
Control Valve Seal Kit.....	7864	Pump Seal Kit.....	8624
Power Cyl. Complete Rebuilding Kit.....	8537	Pump Drive Shaft Seal Kit.....	8709
Power Cyl. Piston Rod Seal Kit.....	7906	Rack & Pinion Seal Kit.....	8580
		Rack & Pinion Upper Pinion Bearing Kit.....	8571
1960		Rack & Pinion Lower Pinion Bearing Kit.....	8572
6-CYL. 235 ENG.; V-8 283 ENG.; V-8 348 ENG.			
Pump Complete Rebuilding Kit; W/Two-Raised Mounting Pads.....	7910	LUMINA APV	
Pump Seal Kit; W/One-Raised Mounting Pads.....	8755	1995-1992	
Pump Seal Kit; W/Two-Raised Mounting Pads.....	7918	V-6 3.1 L ENG.	
Pump Drive Shaft Seal Kit; W/One-Raised Mounting Pads.....	8711	Pump Complete Rebuilding Kit.....	8561
Pump Drive Shaft Seal Kit; W/Two-Raised Mounting Pads.....	8709	Pump Seal Kit.....	8554
Control Valve Seal Kit.....	7864	Pump Drive Shaft Seal Kit.....	8712
Power Cyl. Complete Rebuilding Kit.....	8537	Rack & Pinion Seal Kit.....	8785
Power Cyl. Piston Rod Seal Kit.....	7906	Rack & Pinion Upper Pinion Bearing Kit.....	8571
		Rack & Pinion Lower Pinion Bearing Kit.....	8572
1959		V-6 3.8 L ENG.	
6-CYL. 235 ENG.; V-8 283 ENG.; V-8 348 ENG.		Pump Seal Kit.....	8624
Control Valve Seal Kit.....	7864	Pump Drive Shaft Seal Kit.....	8709
Power Cyl. Piston Rod Seal Kit.....	7906	Rack & Pinion Seal Kit.....	8785
		Rack & Pinion Upper Pinion Bearing Kit.....	8571
IMPALA SS		Rack & Pinion Lower Pinion Bearing Kit.....	8572
1995-1994			
V-8 5.7 L ENG.		1991-1990	
Pump Complete Rebuilding Kit.....	8630	V-6 3.1 L ENG.	
Pump Seal Kit.....	8631	Pump Complete Rebuilding Kit.....	8561
Pump Drive Shaft Seal Kit.....	8709	Pump Seal Kit.....	8554
Stg. Gear Complete Rebuilding Kit.....	8780	Pump Drive Shaft Seal Kit.....	8712
Stg. Gear Major Seal Kit.....	8625	Rack & Pinion Seal Kit.....	8785
Stg. Gear Input Shaft Seal Kit.....	8525	Rack & Pinion Upper Pinion Bearing Kit.....	8571
Stg. Gear Complete Pitman Shaft Seal Kit.....	8763	Rack & Pinion Lower Pinion Bearing Kit.....	8572
Stg. Gear Lower Pitman Shaft Seal Kit.....	8717		
LLV (POSTAL VEHICLE)		MALIBU	
1995-1994		1983	
4-CYL. 2.2 L ENG.		V-6 3.8 L ENG.; V-8 5.0 L ENG.	
Pump Seal Kit.....	8624	Pump Complete Rebuilding Kit.....	7910
Pump Drive Shaft Seal Kit.....	8709	Pump Seal Kit.....	7918
Stg. Gear Complete Rebuilding Kit.....	8522	Pump Drive Shaft Seal Kit.....	8709
Stg. Gear Major Seal Kit.....	8521	Stg. Gear Complete Rebuilding Kit; W/4-Bolt Gear Housing.....	8522
Stg. Gear Input Shaft Seal Kit.....	8525	Stg. Gear Complete Rebuilding Kit; W/Ring Retained Housing.....	8529
Stg. Gear Complete Pitman Shaft Seal Kit.....	8766	Stg. Gear Major Seal Kit; W/4-Bolt Gear Housing.....	8521
Stg. Gear Lower Pitman Shaft Seal Kit.....	7856	Stg. Gear Major Seal Kit; W/Ring Retained Housing.....	8528
		Stg. Gear Input Shaft Seal Kit; W/4-Bolt Gear Housing.....	8525
1993-1987		Stg. Gear Input Shaft Seal Kit; W/Ring Retained Housing.....	7095
4-CYL. 2.5 L ENG.		Stg. Gear Complete Pitman Shaft Seal Kit; W/4-Bolt Gear Housing.....	8766
Pump Complete Rebuilding Kit.....	8561	Stg. Gear Complete Pitman Shaft Seal Kit; W/Ring Retained Housing.....	8767
Pump Seal Kit.....	8554	Stg. Gear Lower Pitman Shaft Seal Kit; W/4-Bolt Gear Housing.....	7856
Pump Drive Shaft Seal Kit.....	8712	Stg. Gear Lower Pitman Shaft Seal Kit; W/Ring Retained Housing.....	8530
Stg. Gear Complete Rebuilding Kit.....	8522		
Stg. Gear Major Seal Kit.....	8521	V-6 4.3 L DIESEL ENG.; V-8 5.7 L DIESEL ENG.	
Stg. Gear Input Shaft Seal Kit.....	8525	Pump Complete Rebuilding Kit.....	8630
Stg. Gear Complete Pitman Shaft Seal Kit.....	8766	Pump Seal Kit.....	8631
Stg. Gear Lower Pitman Shaft Seal Kit.....	7856	Pump Drive Shaft Seal Kit.....	8709

☆ See Pages A14 - A15 For Pump or Gear Identification.

☛ Packaged one bushing per box, order as required.

SYSTEM PUMP & GEAR IDENT.

SYSTEM & COMPONENT IDENT.

PASS. CARS

LIGHT TRUCKS

MEDIUM/HEAVY TRUCKS

BUSES

HOSE NUMERICAL

REPAIR KITS

KIT NUMERICAL

ILLUSTRATIONS

Power Steering Repair Kits for Passenger Cars and Light Trucks

Application	Kit No.	Application	Kit No.
CHEVROLET - Continued		CHEVROLET - Continued	
MONTE CARLO - Continued		MONTE CARLO - Continued	
1988		1983 - Continued	
V-6 4.3 L ENG.; V-8 5.0 L ENG.		V-6 4.3 L DIESEL ENG.; V-8 5.7 L DIESEL ENG. - Continued	
Pump Complete Rebuilding Kit.....	7910	Stg. Gear Complete Pitman Shaft Seal Kit; W/4-Bolt Gear Housing...	8766
Pump Seal Kit.....	7918	Stg. Gear Complete Pitman Shaft Seal Kit; W/Ring Retained Housing.....	8767
Pump Drive Shaft Seal Kit.....	8709	Stg. Gear Lower Pitman Shaft Seal Kit; W/4-Bolt Gear Housing.....	7856
Stg. Gear Complete Rebuilding Kit.....	8522	Stg. Gear Lower Pitman Shaft Seal Kit; W/Ring Retained Housing....	8530
Stg. Gear Major Seal Kit.....	8521		
Stg. Gear Input Shaft Seal Kit.....	8525		
Stg. Gear Complete Pitman Shaft Seal Kit.....	8766		
Stg. Gear Lower Pitman Shaft Seal Kit.....	7856		
1987-1985		1982	
V-6 3.8 L ENG. (CANADA); V-6 4.3 L ENG.; V-8 5.0 L ENG.		V-6 3.8 L ENG.; V-8 4.4 L ENG.; V-8 5.0 L ENG.	
Pump Complete Rebuilding Kit.....	7910	Pump Complete Rebuilding Kit.....	7910
Pump Seal Kit.....	7918	Pump Seal Kit.....	7918
Pump Drive Shaft Seal Kit.....	8709	Pump Drive Shaft Seal Kit.....	8709
Stg. Gear Complete Rebuilding Kit.....	8522	Stg. Gear Complete Rebuilding Kit; W/4-Bolt Gear Housing.....	8522
Stg. Gear Major Seal Kit.....	8521	Stg. Gear Complete Rebuilding Kit; W/Ring Retained Housing.....	8529
Stg. Gear Input Shaft Seal Kit.....	8525	Stg. Gear Major Seal Kit; W/4-Bolt Gear Housing.....	8521
Stg. Gear Complete Pitman Shaft Seal Kit.....	8766	Stg. Gear Major Seal Kit; W/Ring Retained Housing.....	8528
Stg. Gear Lower Pitman Shaft Seal Kit.....	7856	Stg. Gear Input Shaft Seal Kit; W/4-Bolt Gear Housing.....	8525
		Stg. Gear Input Shaft Seal Kit; W/Ring Retained Housing.....	7095
		Stg. Gear Complete Pitman Shaft Seal Kit; W/4-Bolt Gear Housing...	8766
		Stg. Gear Complete Pitman Shaft Seal Kit; W/Ring Retained Housing.....	8767
		Stg. Gear Lower Pitman Shaft Seal Kit; W/4-Bolt Gear Housing.....	7856
		Stg. Gear Lower Pitman Shaft Seal Kit; W/Ring Retained Housing....	8530
1984		V-6 4.3 L DIESEL ENG.; V-8 5.7 L DIESEL ENG.	
V-6 3.8 L ENG.; V-8 5.0 L ENG.		Pump Complete Rebuilding Kit.....	
Pump Complete Rebuilding Kit.....	7910	Pump Seal Kit.....	8630
Pump Seal Kit.....	7918	Pump Seal Kit.....	8631
Pump Drive Shaft Seal Kit.....	8709	Pump Drive Shaft Seal Kit.....	8709
Stg. Gear Complete Rebuilding Kit; W/4-Bolt Gear Housing.....	8522	Stg. Gear Complete Rebuilding Kit; W/4-Bolt Gear Housing.....	8522
Stg. Gear Complete Rebuilding Kit; W/Ring Retained Housing.....	8529	Stg. Gear Complete Rebuilding Kit; W/Ring Retained Housing.....	8529
Stg. Gear Major Seal Kit; W/4-Bolt Gear Housing.....	8521	Stg. Gear Major Seal Kit; W/4-Bolt Gear Housing.....	8521
Stg. Gear Major Seal Kit; W/Ring Retained Housing.....	8528	Stg. Gear Major Seal Kit; W/Ring Retained Housing.....	8528
Stg. Gear Input Shaft Seal Kit; W/4-Bolt Gear Housing.....	8525	Stg. Gear Input Shaft Seal Kit; W/4-Bolt Gear Housing.....	8525
Stg. Gear Input Shaft Seal Kit; W/Ring Retained Housing.....	7095	Stg. Gear Input Shaft Seal Kit; W/Ring Retained Housing.....	7095
Stg. Gear Complete Pitman Shaft Seal Kit; W/4-Bolt Gear Housing...	8766	Stg. Gear Complete Pitman Shaft Seal Kit; W/4-Bolt Gear Housing...	8766
Stg. Gear Complete Pitman Shaft Seal Kit; W/Ring Retained Housing.....	8767	Stg. Gear Complete Pitman Shaft Seal Kit; W/Ring Retained Housing.....	8767
Stg. Gear Lower Pitman Shaft Seal Kit; W/4-Bolt Gear Housing.....	7856	Stg. Gear Complete Pitman Shaft Seal Kit; W/Ring Retained Housing.....	8766
Stg. Gear Lower Pitman Shaft Seal Kit; W/Ring Retained Housing....	8530	Stg. Gear Lower Pitman Shaft Seal Kit; W/4-Bolt Gear Housing.....	7856
		Stg. Gear Lower Pitman Shaft Seal Kit; W/Ring Retained Housing....	8530
V-8 5.7 L DIESEL ENG.		1981-1980	
Pump Complete Rebuilding Kit.....	8630	V-6 3.8 L ENG.; V-8 4.4 L ENG.; V-8 5.0 L ENG.	
Pump Seal Kit.....	8631	Pump Complete Rebuilding Kit.....	7910
Pump Drive Shaft Seal Kit.....	8709	Pump Seal Kit.....	7918
Stg. Gear Complete Rebuilding Kit; W/4-Bolt Gear Housing.....	8522	Pump Drive Shaft Seal Kit.....	8709
Stg. Gear Complete Rebuilding Kit; W/Ring Retained Housing.....	8529	Stg. Gear Complete Rebuilding Kit; W/4-Bolt Gear Housing.....	8522
Stg. Gear Major Seal Kit; W/4-Bolt Gear Housing.....	8521	Stg. Gear Complete Rebuilding Kit; W/Ring Retained Housing.....	8529
Stg. Gear Major Seal Kit; W/Ring Retained Housing.....	8528	Stg. Gear Major Seal Kit; W/4-Bolt Gear Housing.....	8521
Stg. Gear Input Shaft Seal Kit; W/4-Bolt Gear Housing.....	8525	Stg. Gear Major Seal Kit; W/Ring Retained Housing.....	8528
Stg. Gear Input Shaft Seal Kit; W/Ring Retained Housing.....	7095	Stg. Gear Input Shaft Seal Kit; W/4-Bolt Gear Housing.....	8525
Stg. Gear Complete Pitman Shaft Seal Kit; W/4-Bolt Gear Housing...	8766	Stg. Gear Input Shaft Seal Kit; W/Ring Retained Housing.....	7095
Stg. Gear Complete Pitman Shaft Seal Kit; W/Ring Retained Housing.....	8767	Stg. Gear Complete Pitman Shaft Seal Kit; W/4-Bolt Gear Housing...	8766
Stg. Gear Lower Pitman Shaft Seal Kit; W/4-Bolt Gear Housing.....	7856	Stg. Gear Complete Pitman Shaft Seal Kit; W/Ring Retained Housing.....	8767
Stg. Gear Lower Pitman Shaft Seal Kit; W/Ring Retained Housing....	8530	Stg. Gear Lower Pitman Shaft Seal Kit; W/4-Bolt Gear Housing.....	7856
		Stg. Gear Lower Pitman Shaft Seal Kit; W/Ring Retained Housing....	8530
1983		1979	
V-6 3.8 L ENG.; V-8 5.0 L ENG.		V-6 200 ENG.; V-6 231 ENG.; V-8 267 ENG.; V-8 305 ENG.	
Pump Complete Rebuilding Kit.....	7910	Pump Complete Rebuilding Kit.....	7910
Pump Seal Kit.....	7918	Pump Seal Kit.....	7918
Pump Drive Shaft Seal Kit.....	8709	Pump Drive Shaft Seal Kit.....	8709
Stg. Gear Complete Rebuilding Kit; W/4-Bolt Gear Housing.....	8522	Stg. Gear Complete Rebuilding Kit; W/4-Bolt Gear Housing.....	8522
Stg. Gear Complete Rebuilding Kit; W/Ring Retained Housing.....	8529	Stg. Gear Complete Rebuilding Kit; W/Ring Retained Housing.....	8529
Stg. Gear Major Seal Kit; W/4-Bolt Gear Housing.....	8521	Stg. Gear Major Seal Kit; W/4-Bolt Gear Housing.....	8521
Stg. Gear Major Seal Kit; W/Ring Retained Housing.....	8528	Stg. Gear Major Seal Kit; W/Ring Retained Housing.....	8528
Stg. Gear Input Shaft Seal Kit; W/4-Bolt Gear Housing.....	8525	Stg. Gear Input Shaft Seal Kit; W/4-Bolt Gear Housing.....	8525
Stg. Gear Input Shaft Seal Kit; W/Ring Retained Housing.....	7095	Stg. Gear Input Shaft Seal Kit; W/Ring Retained Housing.....	7095
Stg. Gear Complete Pitman Shaft Seal Kit; W/4-Bolt Gear Housing...	8766	Stg. Gear Complete Pitman Shaft Seal Kit; W/4-Bolt Gear Housing...	8766
Stg. Gear Complete Pitman Shaft Seal Kit; W/Ring Retained Housing.....	8767	Stg. Gear Complete Pitman Shaft Seal Kit; W/Ring Retained Housing.....	8766
Stg. Gear Lower Pitman Shaft Seal Kit; W/4-Bolt Gear Housing.....	7856	Stg. Gear Complete Pitman Shaft Seal Kit; W/Ring Retained Housing.....	8767
Stg. Gear Lower Pitman Shaft Seal Kit; W/Ring Retained Housing....	8530	Stg. Gear Lower Pitman Shaft Seal Kit; W/4-Bolt Gear Housing.....	7856
		Stg. Gear Lower Pitman Shaft Seal Kit; W/Ring Retained Housing....	8530
V-6 4.3 L DIESEL ENG.; V-8 5.7 L DIESEL ENG.		1978	
Pump Complete Rebuilding Kit.....	8630	V-6 200 ENG.; V-6 231 ENG.; V-8 305 ENG.	
Pump Seal Kit.....	8631	Pump Complete Rebuilding Kit.....	7910
Pump Drive Shaft Seal Kit.....	8709	Pump Seal Kit.....	7918
Stg. Gear Complete Rebuilding Kit; W/4-Bolt Gear Housing.....	8522	Pump Drive Shaft Seal Kit.....	8709
Stg. Gear Complete Rebuilding Kit; W/Ring Retained Housing.....	8529	Stg. Gear Complete Rebuilding Kit; W/4-Bolt Gear Housing.....	8522
Stg. Gear Major Seal Kit; W/4-Bolt Gear Housing.....	8521	Stg. Gear Complete Rebuilding Kit; W/Ring Retained Housing.....	8529
Stg. Gear Major Seal Kit; W/Ring Retained Housing.....	8528	Stg. Gear Major Seal Kit; W/4-Bolt Gear Housing.....	8521
Stg. Gear Input Shaft Seal Kit; W/4-Bolt Gear Housing.....	8525	Stg. Gear Major Seal Kit; W/Ring Retained Housing.....	8528
Stg. Gear Input Shaft Seal Kit; W/Ring Retained Housing.....	7095	Stg. Gear Input Shaft Seal Kit; W/4-Bolt Gear Housing.....	8525
Stg. Gear Complete Pitman Shaft Seal Kit; W/4-Bolt Gear Housing...	8766	Stg. Gear Input Shaft Seal Kit; W/Ring Retained Housing.....	7095
Stg. Gear Complete Pitman Shaft Seal Kit; W/Ring Retained Housing.....	8767	Stg. Gear Complete Pitman Shaft Seal Kit; W/4-Bolt Gear Housing...	8766
Stg. Gear Lower Pitman Shaft Seal Kit; W/4-Bolt Gear Housing.....	7856	Stg. Gear Complete Pitman Shaft Seal Kit; W/Ring Retained Housing.....	8767
Stg. Gear Lower Pitman Shaft Seal Kit; W/Ring Retained Housing....	8530	Stg. Gear Lower Pitman Shaft Seal Kit; W/4-Bolt Gear Housing.....	7856
		Stg. Gear Lower Pitman Shaft Seal Kit; W/Ring Retained Housing....	8530

☆ See Pages A14 - A15 For Pump or Gear Identification.

⊙ Packaged one bushing per box, order as required.

SYSTEM PUMP & GEAR IDENT.

SYSTEM & COMPONENT IDENT.

PASS. CARS

LIGHT TRUCKS

MEDIUM/HEAVY TRUCKS

BUSES

HOSE NUMERICAL

REPAIR KITS

KIT NUMERICAL

ILLUSTRATIONS

Power Steering Repair Kits for Passenger Cars and Light Trucks

	Application	Kit No.	Application	Kit No.
SYSTEM PUMP & GEAR IDENT.	CHEVROLET - Continued		CHEVROLET - Continued	
	MONTE CARLO - Continued		MONZA - Continued	
SYSTEM & COMPONENT IDENT.	1978 - Continued		1979	
	V-6 200 ENG.; V-6 231 ENG.; V-8 305 ENG. - Continued		4-CYL. 151 ENG.; V-6 196 ENG.; V-6 231 ENG.; V-8 305 ENG.	
	Stg. Gear Complete Rebuilding Kit; W/Ring Retained Housing.....	8529	Pump Complete Rebuilding Kit.....	7910
	Stg. Gear Major Seal Kit; W/4-Bolt Gear Housing.....	7860	Pump Seal Kit.....	7918
	Stg. Gear Major Seal Kit; W/Ring Retained Housing.....	8528	Pump Drive Shaft Seal Kit.....	8709
	Stg. Gear Input Shaft Seal Kit.....	7095	Stg. Gear Complete Rebuilding Kit; W/4-Bolt Gear Housing.....	8522
	Stg. Gear Complete Pitman Shaft Seal Kit; W/4-Bolt Gear Housing...	8766	Stg. Gear Complete Rebuilding Kit; W/Ring Retained Housing.....	8529
	Stg. Gear Complete Pitman Shaft Seal Kit; W/Ring Retained Housing.....	8767	Stg. Gear Major Seal Kit; W/4-Bolt Gear Housing.....	8521
	Stg. Gear Lower Pitman Shaft Seal Kit; W/4-Bolt Gear Housing.....	7856	Stg. Gear Major Seal Kit; W/Ring Retained Housing.....	8528
	Stg. Gear Lower Pitman Shaft Seal Kit; W/Ring Retained Housing.....	8530	Stg. Gear Input Shaft Seal Kit; W/4-Bolt Gear Housing.....	8525
			Stg. Gear Input Shaft Seal Kit; W/Ring Retained Housing.....	7095
PASS. CARS	1977		Stg. Gear Complete Pitman Shaft Seal Kit; W/4-Bolt Gear Housing...	8766
	V-8 305 ENG.; V-8 350 ENG.		Stg. Gear Complete Pitman Shaft Seal Kit; W/Ring Retained Housing.....	8767
	Pump Complete Rebuilding Kit.....	7910	Stg. Gear Lower Pitman Shaft Seal Kit; W/4-Bolt Gear Housing.....	7856
	Pump Seal Kit.....	7918	Stg. Gear Lower Pitman Shaft Seal Kit; W/Ring Retained Housing....	8530
	Pump Drive Shaft Seal Kit.....	8709		
	Stg. Gear Complete Rebuilding Kit; W/4-Bolt Gear Housing.....	7858	1978	
	Stg. Gear Complete Rebuilding Kit; W/Ring Retained Housing.....	8529	4-CYL. 151 ENG.; V-6 196 ENG.; V-6 231 ENG.; V-8 305 ENG.	
	Stg. Gear Major Seal Kit; W/4-Bolt Gear Housing.....	7860	Pump Complete Rebuilding Kit.....	7910
	Stg. Gear Major Seal Kit; W/Ring Retained Housing.....	8528	Pump Seal Kit.....	7918
	Stg. Gear Input Shaft Seal Kit.....	7095	Pump Drive Shaft Seal Kit.....	8709
	Stg. Gear Complete Pitman Shaft Seal Kit; W/4-Bolt Gear Housing...	8766	Stg. Gear Complete Rebuilding Kit; W/4-Bolt Gear Housing.....	7858
LIGHT TRUCKS			Stg. Gear Complete Rebuilding Kit; W/Ring Retained Housing.....	8529
			Stg. Gear Major Seal Kit; W/4-Bolt Gear Housing.....	7860
			Stg. Gear Major Seal Kit; W/Ring Retained Housing.....	8528
			Stg. Gear Input Shaft Seal Kit.....	7095
			Stg. Gear Complete Pitman Shaft Seal Kit; W/4-Bolt Gear Housing...	8766
			Stg. Gear Complete Pitman Shaft Seal Kit; W/Ring Retained Housing.....	8767
			Stg. Gear Lower Pitman Shaft Seal Kit; W/4-Bolt Gear Housing.....	7856
			Stg. Gear Lower Pitman Shaft Seal Kit; W/Ring Retained Housing....	8530
			1977	
MEDIUM/HEAVY TRUCKS	1976		4-CYL. 140 ENG.; V-8 305 ENG.	
	V-8 305 ENG.; V-8 350 ENG.; V-8 400 ENG.		Pump Complete Rebuilding Kit.....	7910
	Pump Complete Rebuilding Kit.....	7910	Pump Seal Kit.....	7918
	Pump Seal Kit.....	7918	Pump Drive Shaft Seal Kit.....	8709
	Pump Drive Shaft Seal Kit.....	8709	Stg. Gear Complete Rebuilding Kit; W/4-Bolt Gear Housing.....	7858
	Stg. Gear Complete Rebuilding Kit.....	7858	Stg. Gear Complete Rebuilding Kit; W/Ring Retained Housing.....	8529
	Stg. Gear Major Seal Kit.....	7860	Stg. Gear Major Seal Kit; W/4-Bolt Gear Housing.....	7860
	Stg. Gear Input Shaft Seal Kit.....	7095	Stg. Gear Major Seal Kit; W/Ring Retained Housing.....	8528
	Stg. Gear Complete Pitman Shaft Seal Kit.....	8766	Stg. Gear Input Shaft Seal Kit.....	7095
	Stg. Gear Lower Pitman Shaft Seal Kit.....	7856	Stg. Gear Complete Pitman Shaft Seal Kit; W/4-Bolt Gear Housing...	8766
			Stg. Gear Complete Pitman Shaft Seal Kit; W/Ring Retained Housing.....	8767
			Stg. Gear Lower Pitman Shaft Seal Kit; W/4-Bolt Gear Housing.....	7856
			Stg. Gear Lower Pitman Shaft Seal Kit; W/Ring Retained Housing....	8530
BUSES	1975-1973			
	V-8 350 ENG.; V-8 400 ENG.; V-8 454 ENG.		1976	
	Pump Complete Rebuilding Kit.....	7910	4-CYL. 140 ENG.; V-8 262 ENG.; V-8 305 ENG.	
	Pump Seal Kit.....	7918	Pump Complete Rebuilding Kit.....	7910
	Pump Drive Shaft Seal Kit.....	8709	Pump Seal Kit.....	7918
	Stg. Gear Complete Rebuilding Kit.....	7858	Pump Drive Shaft Seal Kit.....	8709
	Stg. Gear Major Seal Kit.....	7860	Stg. Gear Complete Rebuilding Kit.....	7858
	Stg. Gear Input Shaft Seal Kit.....	7095	Stg. Gear Major Seal Kit.....	7860
	Stg. Gear Complete Pitman Shaft Seal Kit.....	8766	Stg. Gear Input Shaft Seal Kit.....	7095
	Stg. Gear Lower Pitman Shaft Seal Kit.....	7856	Stg. Gear Complete Pitman Shaft Seal Kit.....	8766
			Stg. Gear Lower Pitman Shaft Seal Kit.....	7856
			1975	
			4-CYL. 140 ENG.; V-8 262 ENG.; V-8 350 ENG.	
			Pump Complete Rebuilding Kit.....	7910
			Pump Seal Kit.....	7918
			Pump Drive Shaft Seal Kit.....	8709
			Stg. Gear Complete Rebuilding Kit.....	7858
			Stg. Gear Major Seal Kit.....	7860
			Stg. Gear Input Shaft Seal Kit.....	7095
			Stg. Gear Complete Pitman Shaft Seal Kit.....	8766
			Stg. Gear Lower Pitman Shaft Seal Kit.....	7856
			1975	
			4-CYL. 140 ENG.; V-8 262 ENG.; V-8 350 ENG.	
			Pump Complete Rebuilding Kit.....	7910
			Pump Seal Kit.....	7918
			Pump Drive Shaft Seal Kit.....	8709
			Stg. Gear Complete Rebuilding Kit.....	7858
			Stg. Gear Major Seal Kit.....	7860
			Stg. Gear Input Shaft Seal Kit.....	7095
			Stg. Gear Complete Pitman Shaft Seal Kit.....	8766
			Stg. Gear Lower Pitman Shaft Seal Kit.....	7856
			NOVA	
			1988-1985	
			4-CYL. 1.6 L ENG.	
			Pump Seal Kit.....	8641
			Rack & Pinion Seal Kit.....	8646
			1979	
			6-CYL. 250 ENG.; V-8 305 ENG.; V-8 350 ENG.	
			Pump Complete Rebuilding Kit.....	7910

☆ See Pages A14 - A15 For Pump or Gear Identification.

⊗ Packaged one bushing per box, order as required.

Power Steering Repair Kits for Passenger Cars and Light Trucks

Application	Kit No.	Application	Kit No.
CHEVROLET - Continued		CHEVROLET - Continued	
NOVA - Continued		NOVA - Continued	
1979 - Continued		1970 - Continued	
6-CYL. 250 ENG.; V-8 305 ENG.; V-8 350 ENG. - Continued		4-CYL. 153 ENG.; 6-CYL. 230 ENG.; 6-CYL. 250 ENG.; V-8 307 ENG.; V-8 350 ENG.; V-8 396 ENG.; V-8 402 ENG. - Continued	
Pump Seal Kit.....	7918	Pump Drive Shaft Seal Kit.....	8709
Pump Drive Shaft Seal Kit.....	8709	Stg. Gear Complete Rebuilding Kit.....	7858
Stg. Gear Complete Rebuilding Kit; W/4-Bolt Gear Housing.....	8522	Stg. Gear Major Seal Kit.....	7860
Stg. Gear Complete Rebuilding Kit; W/Ring Retained Housing.....	8529	Stg. Gear Input Shaft Seal Kit.....	7095
Stg. Gear Major Seal Kit; W/4-Bolt Gear Housing.....	8521	Stg. Gear Complete Pitman Shaft Seal Kit.....	8766
Stg. Gear Major Seal Kit; W/Ring Retained Housing.....	8528	Stg. Gear Lower Pitman Shaft Seal Kit.....	7856
Stg. Gear Input Shaft Seal Kit; W/4-Bolt Gear Housing.....	8525		
Stg. Gear Input Shaft Seal Kit; W/Ring Retained Housing.....	7095		
Stg. Gear Complete Pitman Shaft Seal Kit; W/4-Bolt Gear Housing.....	8766		
Stg. Gear Complete Pitman Shaft Seal Kit; W/Ring Retained Housing.....	8767		
Stg. Gear Lower Pitman Shaft Seal Kit; W/4-Bolt Gear Housing.....	7856		
Stg. Gear Lower Pitman Shaft Seal Kit; W/Ring Retained Housing.....	8530		
1978-1977		1969	
6-CYL. 250 ENG.; V-8 305 ENG.; V-8 350 ENG.		4-CYL. 153 ENG.; 6-CYL. 230 ENG.; 6-CYL. 250 ENG.; V-8 307 ENG.; V-8 350 ENG.; V-8 396 ENG.	
Pump Complete Rebuilding Kit.....	7910	Pump Complete Rebuilding Kit.....	7910
Pump Seal Kit.....	7918	Pump Seal Kit.....	7918
Pump Drive Shaft Seal Kit.....	8709	Pump Drive Shaft Seal Kit.....	8709
Stg. Gear Complete Rebuilding Kit; W/4-Bolt Gear Housing.....	7858	Stg. Gear Complete Rebuilding Kit.....	7858
Stg. Gear Complete Rebuilding Kit; W/Ring Retained Housing.....	8529	Stg. Gear Major Seal Kit.....	7860
Stg. Gear Major Seal Kit; W/4-Bolt Gear Housing.....	7860	Stg. Gear Input Shaft Seal Kit.....	7095
Stg. Gear Major Seal Kit; W/Ring Retained Housing.....	8528	Stg. Gear Complete Pitman Shaft Seal Kit.....	8766
Stg. Gear Input Shaft Seal Kit.....	7095	Stg. Gear Lower Pitman Shaft Seal Kit.....	7856
Stg. Gear Complete Pitman Shaft Seal Kit; W/4-Bolt Gear Housing.....	8766		
Stg. Gear Complete Pitman Shaft Seal Kit; W/Ring Retained Housing.....	8767		
Stg. Gear Lower Pitman Shaft Seal Kit; W/4-Bolt Gear Housing.....	7856		
Stg. Gear Lower Pitman Shaft Seal Kit; W/Ring Retained Housing.....	8530		
1976		P SERIES VAN	
6-CYL. 250 ENG.; V-8 305 ENG.; V-8 350 ENG.		1995-1994	
Pump Complete Rebuilding Kit.....	7910	V-6 4.3 L ENG.; V-8 5.7 L ENG.	
Pump Seal Kit.....	7918	Pump Complete Rebuilding Kit.....	7910
Pump Drive Shaft Seal Kit.....	8709	Pump Seal Kit.....	7918
Stg. Gear Complete Rebuilding Kit.....	7858	Pump Drive Shaft Seal Kit.....	8709
Stg. Gear Complete Rebuilding Kit; W/Ring Retained Housing.....	8529	Stg. Gear Complete Rebuilding Kit; W/13/16" Input Shaft.....	7857
Stg. Gear Major Seal Kit; W/4-Bolt Gear Housing.....	7860	Stg. Gear Complete Rebuilding Kit; W/3/4" Input Shaft.....	8781
Stg. Gear Major Seal Kit; W/Ring Retained Housing.....	8528	Stg. Gear Major Seal Kit; W/13/16" Input Shaft.....	7859
Stg. Gear Input Shaft Seal Kit.....	7095	Stg. Gear Major Seal Kit; W/3/4" Input Shaft.....	8716
Stg. Gear Complete Pitman Shaft Seal Kit; W/4-Bolt Gear Housing.....	8766	Stg. Gear Input Shaft Seal Kit; W/13/16" Input Shaft.....	7095
Stg. Gear Complete Pitman Shaft Seal Kit; W/Ring Retained Housing.....	8767	Stg. Gear Input Shaft Seal Kit; W/3/4" Input Shaft.....	8525
Stg. Gear Lower Pitman Shaft Seal Kit; W/4-Bolt Gear Housing.....	7856	Stg. Gear Complete Pitman Shaft Seal Kit.....	8763
Stg. Gear Lower Pitman Shaft Seal Kit; W/Ring Retained Housing.....	8530	Stg. Gear Lower Pitman Shaft Seal Kit.....	8717
1975		V-8 6.5 L DIESEL ENG.; V-8 7.4 L ENG.	
6-CYL. 250 ENG.; V-8 262 ENG.; V-8 350 ENG.		Pump Complete Rebuilding Kit.....	7910
Pump Complete Rebuilding Kit.....	7910	Pump Seal Kit.....	7918
Pump Seal Kit.....	7918	Pump Drive Shaft Seal Kit.....	8709
Pump Drive Shaft Seal Kit.....	8709	Stg. Gear Complete Rebuilding Kit; W/708 Series Gear; W/13/16" Input Shaft.....	8781
Stg. Gear Complete Rebuilding Kit.....	7858	Stg. Gear Major Seal Kit; W/708 Series Gear; W/13/16" Input Shaft.....	7859
Stg. Gear Major Seal Kit.....	7860	Stg. Gear Major Seal Kit; W/708 Series Gear; W/3/4" Input Shaft.....	8716
Stg. Gear Input Shaft Seal Kit.....	7095	Stg. Gear Major Seal Kit; W/710 Series Gear.....	8701
Stg. Gear Complete Pitman Shaft Seal Kit.....	8766	Stg. Gear Input Shaft Seal Kit; W/13/16" Input Shaft.....	7095
Stg. Gear Lower Pitman Shaft Seal Kit.....	7856	Stg. Gear Input Shaft Seal Kit; W/3/4" Input Shaft.....	8525
		Stg. Gear Complete Pitman Shaft Seal Kit; W/708 Series Gear.....	8763
		Stg. Gear Lower Pitman Shaft Seal Kit; W/708 Series Gear.....	8717
1974		1993-1992	
6-CYL. 250 ENG.; V-8 350 ENG.		V-6 4.3 L ENG.; V-8 5.7 L ENG.	
Pump Complete Rebuilding Kit.....	7910	Pump Complete Rebuilding Kit.....	7910
Pump Seal Kit.....	7918	Pump Seal Kit.....	7918
Pump Drive Shaft Seal Kit.....	8709	Pump Drive Shaft Seal Kit.....	8709
Stg. Gear Complete Rebuilding Kit.....	7858	Stg. Gear Complete Rebuilding Kit; W/13/16" Input Shaft.....	7857
Stg. Gear Major Seal Kit.....	7860	Stg. Gear Complete Rebuilding Kit; W/3/4" Input Shaft.....	8781
Stg. Gear Input Shaft Seal Kit.....	7095	Stg. Gear Major Seal Kit; W/13/16" Input Shaft.....	7859
Stg. Gear Complete Pitman Shaft Seal Kit.....	8766	Stg. Gear Major Seal Kit; W/3/4" Input Shaft.....	8716
Stg. Gear Lower Pitman Shaft Seal Kit.....	7856	Stg. Gear Input Shaft Seal Kit; W/13/16" Input Shaft.....	7095
		Stg. Gear Input Shaft Seal Kit; W/3/4" Input Shaft.....	8525
		Stg. Gear Complete Pitman Shaft Seal Kit.....	8766
		Stg. Gear Lower Pitman Shaft Seal Kit.....	7856
1973-1971		V-8 6.2 L DIESEL ENG.; V-8 7.4 L ENG.	
6-CYL. 250 ENG.; V-8 307 ENG.; V-8 350 ENG.		Pump Complete Rebuilding Kit.....	7910
Pump Complete Rebuilding Kit.....	7910	Pump Seal Kit.....	7918
Pump Seal Kit.....	7918	Pump Drive Shaft Seal Kit.....	8709
Pump Drive Shaft Seal Kit.....	8709	Stg. Gear Complete Rebuilding Kit; W/708 Series Gear; W/13/16" Input Shaft.....	7857
Stg. Gear Complete Rebuilding Kit.....	7858	Stg. Gear Major Seal Kit; W/708 Series Gear; W/13/16" Input Shaft.....	8781
Stg. Gear Major Seal Kit.....	7860	Stg. Gear Major Seal Kit; W/708 Series Gear; W/3/4" Input Shaft.....	8716
Stg. Gear Input Shaft Seal Kit.....	7095	Stg. Gear Major Seal Kit; W/710 Series Gear.....	8701
Stg. Gear Complete Pitman Shaft Seal Kit.....	8766	Stg. Gear Input Shaft Seal Kit; W/13/16" Input Shaft.....	7095
Stg. Gear Lower Pitman Shaft Seal Kit.....	7856	Stg. Gear Input Shaft Seal Kit; W/3/4" Input Shaft.....	8525
		Stg. Gear Complete Pitman Shaft Seal Kit; W/708 Series Gear.....	8763
		Stg. Gear Lower Pitman Shaft Seal Kit; W/708 Series Gear.....	8717
1970		1991-1990	
4-CYL. 153 ENG.; 6-CYL. 230 ENG.; 6-CYL. 250 ENG.; V-8 307 ENG.; V-8 350 ENG.; V-8 396 ENG.; V-8 402 ENG.		V-6 4.3 L ENG.; V-8 5.7 L ENG.	
Pump Complete Rebuilding Kit.....	7910	Pump Complete Rebuilding Kit.....	7910
Pump Seal Kit.....	7918	Pump Seal Kit.....	7918
		Pump Drive Shaft Seal Kit.....	8709
		Stg. Gear Complete Rebuilding Kit; W/13/16" Input Shaft.....	7857
		Stg. Gear Complete Rebuilding Kit; W/3/4" Input Shaft.....	8781
		Stg. Gear Major Seal Kit; W/13/16" Input Shaft.....	7859
		Stg. Gear Major Seal Kit; W/3/4" Input Shaft.....	8716
		Stg. Gear Input Shaft Seal Kit; W/13/16" Input Shaft.....	7095
		Stg. Gear Input Shaft Seal Kit; W/3/4" Input Shaft.....	8525
		Stg. Gear Complete Pitman Shaft Seal Kit; W/708 Series Gear.....	8763
		Stg. Gear Lower Pitman Shaft Seal Kit; W/708 Series Gear.....	8717

☆ See Pages A14 - A15 For Pump or Gear Identification.

⊛ Packaged one bushing per box, order as required.

SYSTEM PUMP & GEAR IDENT.

SYSTEM & COMPONENT IDENT.

PASS. CARS

LIGHT TRUCKS

MEDIUM/HEAVY TRUCKS

BUSES

HOSE NUMERICAL

REPAIR KITS

KIT NUMERICAL

ILLUSTRATIONS

Power Steering Repair Kits for Passenger Cars and Light Trucks

	Application	Kit No.	Application	Kit No.
SYSTEM PUMP & GEAR IDENT.	CHEVROLET - Continued		CHEVROLET - Continued	
	P SERIES VAN - Continued		P SERIES VAN - Continued	
	1993-1992 - Continued		1979	
	V-8 6.2 L DIESEL ENG.; V-8 7.4 L ENG. - Continued		6-CYL. 292 ENG.; V-8 350 ENG.; V-8 454 ENG.	
	Stg. Gear Lower Pitman Shaft Seal Kit; W/708 Series Gear.....	8717	Pump Complete Rebuilding Kit.....	7910
	1991-1990		Pump Seal Kit.....	7918
SYSTEM & COMPONENT IDENT.	4-CYL. 3.9 L DIESEL ENG.; V-6 4.3 L ENG.; V-8 5.7 L ENG.; V-8 6.2 L DIESEL ENG.; V-8 7.4 L ENG.		Pump Drive Shaft Seal Kit.....	8709
	Pump Complete Rebuilding Kit.....	7910	Stg. Gear Complete Rebuilding Kit; 1st Design; W/Casting No. 7802644L.....	7857
	Pump Seal Kit.....	7918	Stg. Gear Complete Rebuilding Kit; 2nd Design; W/Casting No. 7802644.....	8524
	Pump Drive Shaft Seal Kit.....	8709	Stg. Gear Major Seal Kit; 1st Design; W/Casting No. 7802644L.....	7859
	Stg. Gear Complete Rebuilding Kit; W/13/16" Input Shaft.....	7857	Stg. Gear Major Seal Kit; 2nd Design; W/Casting No. 7802644.....	8523
	Stg. Gear Complete Rebuilding Kit; W/3/4" Input Shaft.....	8524	Stg. Gear Input Shaft Seal Kit; 1st Design; W/Casting No. 7802644L.....	7095
	Stg. Gear Major Seal Kit; W/13/16" Input Shaft.....	7859	Stg. Gear Input Shaft Seal Kit; 2nd Design; W/Casting No. 7802644.....	8525
	Stg. Gear Major Seal Kit; W/3/4" Input Shaft.....	8523	Stg. Gear Complete Pitman Shaft Seal Kit.....	8766
PASS. CARS	Stg. Gear Input Shaft Seal Kit; W/13/16" Input Shaft.....	7095	Stg. Gear Lower Pitman Shaft Seal Kit.....	7856
	Stg. Gear Input Shaft Seal Kit; W/3/4" Input Shaft.....	8525	1978-1975	
	Stg. Gear Complete Pitman Shaft Seal Kit.....	8766	6-CYL. 292 ENG.; V-8 350 ENG.; V-8 454 ENG.	
	Stg. Gear Lower Pitman Shaft Seal Kit.....	7856	Pump Complete Rebuilding Kit.....	7910
	1989		Pump Seal Kit.....	7918
	4-CYL. 3.9 L DIESEL ENG.; 6-CYL. 4.8 L ENG.; V-8 5.7 L ENG.; V-8 6.2 L DIESEL ENG.; V-8 7.4 L ENG.		Pump Drive Shaft Seal Kit.....	8709
	Pump Complete Rebuilding Kit.....	7910	Stg. Gear Complete Rebuilding Kit.....	7857
	Pump Seal Kit.....	7918	Stg. Gear Major Seal Kit.....	7859
	Pump Drive Shaft Seal Kit.....	8709	Stg. Gear Input Shaft Seal Kit.....	7095
	Stg. Gear Complete Rebuilding Kit; W/13/16" Input Shaft.....	7857	Stg. Gear Complete Pitman Shaft Seal Kit.....	8766
	Stg. Gear Complete Rebuilding Kit; W/3/4" Input Shaft.....	8524	Stg. Gear Lower Pitman Shaft Seal Kit.....	7856
	Stg. Gear Major Seal Kit; W/13/16" Input Shaft.....	7859	1974	
	Stg. Gear Major Seal Kit; W/3/4" Input Shaft.....	8523	6-CYL. 250 ENG.; 6-CYL. 292 ENG.; V-8 350 ENG.; V-8 454 ENG.	
	Stg. Gear Input Shaft Seal Kit; W/13/16" Input Shaft.....	7095	Pump Complete Rebuilding Kit.....	7910
	Stg. Gear Input Shaft Seal Kit; W/3/4" Input Shaft.....	8525	Pump Seal Kit.....	7918
	Stg. Gear Complete Pitman Shaft Seal Kit.....	8766	Pump Drive Shaft Seal Kit.....	8709
	Stg. Gear Lower Pitman Shaft Seal Kit.....	7856	Stg. Gear Complete Rebuilding Kit.....	7857
	1988-1982		Stg. Gear Major Seal Kit.....	7859
	6-CYL. 4.8 L ENG.; V-8 5.7 L ENG.; V-8 6.2 L DIESEL ENG.; V-8 7.4 L ENG.		Stg. Gear Input Shaft Seal Kit.....	7095
	Pump Complete Rebuilding Kit.....	7910	Stg. Gear Complete Pitman Shaft Seal Kit.....	8766
	Pump Seal Kit.....	7918	Stg. Gear Lower Pitman Shaft Seal Kit.....	7856
	Pump Drive Shaft Seal Kit.....	8709	1973	
	Stg. Gear Complete Rebuilding Kit; W/13/16" Input Shaft.....	7857	6-CYL. 250 ENG.; 6-CYL. 292 ENG.; V-8 307 ENG.; V-8 350 ENG.; V-8 454 ENG.	
	Stg. Gear Complete Rebuilding Kit; W/3/4" Input Shaft.....	8524	Pump Complete Rebuilding Kit.....	7910
	Stg. Gear Major Seal Kit; W/13/16" Input Shaft.....	7859	Pump Seal Kit.....	7918
	Stg. Gear Major Seal Kit; W/3/4" Input Shaft.....	8523	Pump Drive Shaft Seal Kit.....	8709
	Stg. Gear Input Shaft Seal Kit; W/13/16" Input Shaft.....	7095	Stg. Gear Complete Rebuilding Kit.....	7857
	Stg. Gear Input Shaft Seal Kit; W/3/4" Input Shaft.....	8525	Stg. Gear Major Seal Kit.....	7859
	Stg. Gear Complete Pitman Shaft Seal Kit.....	8766	Stg. Gear Input Shaft Seal Kit.....	7095
	Stg. Gear Lower Pitman Shaft Seal Kit.....	7856	Stg. Gear Complete Pitman Shaft Seal Kit.....	8766
	1981		Stg. Gear Lower Pitman Shaft Seal Kit.....	7856
	6-CYL. 4.8 L ENG.; V-8 5.7 L ENG.; V-8 7.4 L ENG.		R & V SERIES PICKUP	
	Pump Complete Rebuilding Kit.....	7910	1991-1989	
	Pump Seal Kit.....	7918	V-8 5.7 L ENG.; V-8 6.2 L DIESEL ENG.; V-8 7.4 L ENG.	
	Pump Drive Shaft Seal Kit.....	8709	Pump Complete Rebuilding Kit.....	7910
	Stg. Gear Complete Rebuilding Kit; W/13/16" Input Shaft.....	7857	Pump Seal Kit.....	7918
	Stg. Gear Complete Rebuilding Kit; W/3/4" Input Shaft.....	8524	Pump Drive Shaft Seal Kit.....	8709
	Stg. Gear Major Seal Kit; W/13/16" Input Shaft.....	7859	Stg. Gear Complete Rebuilding Kit.....	8524
	Stg. Gear Major Seal Kit; W/3/4" Input Shaft.....	8523	Stg. Gear Major Seal Kit.....	8523
	Stg. Gear Input Shaft Seal Kit; W/13/16" Input Shaft.....	7095	Stg. Gear Input Shaft Seal Kit.....	8525
	Stg. Gear Input Shaft Seal Kit; W/3/4" Input Shaft.....	8525	Stg. Gear Complete Pitman Shaft Seal Kit.....	8766
	Stg. Gear Complete Pitman Shaft Seal Kit.....	8766	Stg. Gear Lower Pitman Shaft Seal Kit.....	7856
	Stg. Gear Lower Pitman Shaft Seal Kit.....	7856	1988	
	1980		6-CYL. 4.8 L ENG.; V-8 5.7 L ENG.; V-8 6.2 L DIESEL ENG.; V-8 7.4 L ENG.	
	6-CYL. 4.8 L ENG.; V-8 5.7 L ENG.; V-8 7.4 L ENG.		Pump Complete Rebuilding Kit.....	7910
	Pump Complete Rebuilding Kit.....	7910	Pump Seal Kit.....	7918
	Pump Seal Kit.....	7918	Pump Drive Shaft Seal Kit.....	8709
	Pump Drive Shaft Seal Kit.....	8709	Stg. Gear Complete Rebuilding Kit.....	8524
	Stg. Gear Complete Rebuilding Kit; 1st Design; W/Casting No. 7802644L.....	7857	Stg. Gear Major Seal Kit.....	8523
	Stg. Gear Complete Rebuilding Kit; 2nd Design; W/Casting No. 7802644.....	8524	Stg. Gear Input Shaft Seal Kit.....	8525
	Stg. Gear Major Seal Kit; 1st Design; W/Casting No. 7802644L.....	7859	Stg. Gear Complete Pitman Shaft Seal Kit.....	8766
	Stg. Gear Major Seal Kit; 2nd Design; W/Casting No. 7802644.....	8523	Stg. Gear Lower Pitman Shaft Seal Kit.....	7856
	Stg. Gear Input Shaft Seal Kit; 1st Design; W/Casting No. 7802644L.....	7095	1987	
	Stg. Gear Input Shaft Seal Kit; 2nd Design; W/Casting No. 7802644.....	8525	6-CYL. 4.8 L ENG.; V-6 4.3 L ENG.; V-8 5.0 L ENG.; V-8 5.7 L ENG.; V-8 6.2 L DIESEL ENG.; V-8 7.4 L ENG.	
	Stg. Gear Complete Pitman Shaft Seal Kit.....	8766	Pump Complete Rebuilding Kit.....	7910
	Stg. Gear Lower Pitman Shaft Seal Kit.....	7856		

☆ See Pages A14 - A15 For Pump or Gear Identification.

⊛ Packaged one bushing per box, order as required.

Power Steering Repair Kits for Passenger Cars and Light Trucks

Application	Kit No.	Application	Kit No.
CHEVROLET - Continued		CHEVROLET - Continued	
R & V SERIES PICKUP - Continued		S SERIES PICKUP - Continued	
1987 - Continued		1985 - Continued	
6-CYL. 4.8 L ENG.; V-6 4.3 L ENG.; V-8 5.0 L ENG.; V-8 5.7 L ENG.; V-8 6.2 L DIESEL ENG.; V-8 7.4 L ENG. - Continued		4-CYL. 1.9 L ENG.; V-6 2.8 L ENG. - Continued	
Pump Seal Kit.....	7918	Stg. Gear Complete Pitman Shaft Seal Kit.....	8766
Pump Drive Shaft Seal Kit.....	8709	Stg. Gear Lower Pitman Shaft Seal Kit.....	8786
Stg. Gear Complete Rebuilding Kit.....	8524	4-CYL. 2.2 L DIESEL ENG.; 4-CYL. 2.5 L ENG.	
Stg. Gear Major Seal Kit.....	8523	Pump Complete Rebuilding Kit.....	8561
Stg. Gear Input Shaft Seal Kit.....	8525	Pump Seal Kit.....	8554
Stg. Gear Complete Pitman Shaft Seal Kit.....	8766	Pump Drive Shaft Seal Kit.....	8712
Stg. Gear Lower Pitman Shaft Seal Kit.....	7856	Stg. Gear Complete Rebuilding Kit.....	8522
S SERIES PICKUP		Stg. Gear Major Seal Kit.....	8521
1995-1994		Stg. Gear Input Shaft Seal Kit.....	8525
4-CYL. 2.2 L ENG.		Stg. Gear Complete Pitman Shaft Seal Kit.....	8766
Pump Seal Kit.....	8624	Stg. Gear Lower Pitman Shaft Seal Kit.....	7856
Pump Drive Shaft Seal Kit.....	8709	1984-1983	
Stg. Gear Complete Rebuilding Kit.....	8780	4-CYL. 1.9 L ENG.; 4-CYL. 2.0 L ENG.; V-6 2.8 L ENG.	
Stg. Gear Major Seal Kit.....	8625	Pump Complete Rebuilding Kit.....	7910
Stg. Gear Input Shaft Seal Kit.....	8525	Pump Seal Kit.....	7918
Stg. Gear Complete Pitman Shaft Seal Kit.....	8763	Pump Drive Shaft Seal Kit.....	8709
Stg. Gear Lower Pitman Shaft Seal Kit.....	8717	Stg. Gear Complete Rebuilding Kit.....	8522
V-6 4.3 L ENG.		Stg. Gear Major Seal Kit.....	8521
Pump Complete Rebuilding Kit.....	7910	Stg. Gear Input Shaft Seal Kit.....	8525
Pump Seal Kit.....	7918	Stg. Gear Complete Pitman Shaft Seal Kit.....	8766
Pump Drive Shaft Seal Kit.....	8709	Stg. Gear Lower Pitman Shaft Seal Kit.....	7856
Stg. Gear Complete Rebuilding Kit.....	8780	4-CYL. 2.2 L DIESEL ENG.	
Stg. Gear Major Seal Kit.....	8625	Pump Complete Rebuilding Kit.....	8561
Stg. Gear Input Shaft Seal Kit.....	8525	Pump Seal Kit.....	8554
Stg. Gear Complete Pitman Shaft Seal Kit.....	8763	Pump Drive Shaft Seal Kit.....	8712
Stg. Gear Lower Pitman Shaft Seal Kit.....	8717	Stg. Gear Complete Rebuilding Kit.....	8522
1993-1988		Stg. Gear Major Seal Kit.....	8521
4-CYL. 2.5 L ENG.		Stg. Gear Input Shaft Seal Kit.....	8525
Pump Complete Rebuilding Kit.....	8561	Stg. Gear Complete Pitman Shaft Seal Kit.....	8766
Pump Seal Kit.....	8554	Stg. Gear Lower Pitman Shaft Seal Kit.....	7856
Pump Drive Shaft Seal Kit.....	8712	1982	
Stg. Gear Complete Rebuilding Kit.....	8522	4-CYL. 1.9 L ENG.; V-6 2.8 L ENG.	
Stg. Gear Major Seal Kit.....	8521	Pump Complete Rebuilding Kit.....	7910
Stg. Gear Input Shaft Seal Kit.....	8525	Pump Seal Kit.....	7918
Stg. Gear Complete Pitman Shaft Seal Kit.....	8766	Pump Drive Shaft Seal Kit.....	8709
Stg. Gear Lower Pitman Shaft Seal Kit.....	7856	Stg. Gear Complete Rebuilding Kit.....	8522
V-6 2.8 L ENG.; V-6 4.3 L ENG.		Stg. Gear Major Seal Kit.....	8521
Pump Complete Rebuilding Kit.....	7910	Stg. Gear Input Shaft Seal Kit.....	8525
Pump Seal Kit.....	7918	Stg. Gear Complete Pitman Shaft Seal Kit.....	8766
Pump Drive Shaft Seal Kit.....	8709	Stg. Gear Lower Pitman Shaft Seal Kit.....	7856
Stg. Gear Complete Rebuilding Kit.....	8522	SPECTRUM	
Stg. Gear Major Seal Kit.....	8521	1988-1985	
Stg. Gear Input Shaft Seal Kit.....	8525	4-CYL. 1.5 L ENG.	
Stg. Gear Complete Pitman Shaft Seal Kit.....	8766	Pump Complete Rebuilding Kit.....	8561
Stg. Gear Lower Pitman Shaft Seal Kit.....	7856	Pump Seal Kit.....	8554
1987-1986		Pump Drive Shaft Seal Kit.....	8712
4-CYL. 2.5 L ENG.		Rack & Pinion Seal Kit.....	8648
Pump Complete Rebuilding Kit.....	8561	SUBURBAN	
Pump Seal Kit.....	8554	1995-1994	
Pump Drive Shaft Seal Kit.....	8712	V-8 5.7 L ENG.; V-8 6.5 L DIESEL ENG.; V-8 7.4 L ENG.	
Stg. Gear Complete Rebuilding Kit.....	8522	Pump Complete Rebuilding Kit.....	7910
Stg. Gear Major Seal Kit.....	8521	Pump Seal Kit.....	7918
Stg. Gear Input Shaft Seal Kit.....	8525	Pump Drive Shaft Seal Kit.....	8709
Stg. Gear Complete Pitman Shaft Seal Kit.....	8766	Stg. Gear Complete Rebuilding Kit; 8600 G.V.W. & Over.....	8780
Stg. Gear Lower Pitman Shaft Seal Kit.....	7856	Stg. Gear Complete Rebuilding Kit; Under 8600 G.V.W.....	8781
V-6 2.8 L ENG.		Stg. Gear Major Seal Kit; 8600 G.V.W. & Over.....	8716
Pump Complete Rebuilding Kit.....	7910	Stg. Gear Major Seal Kit; Under 8600 G.V.W.....	8625
Pump Seal Kit.....	7918	Stg. Gear Input Shaft Seal Kit.....	8525
Pump Drive Shaft Seal Kit.....	8709	Stg. Gear Complete Pitman Shaft Seal Kit.....	8763
Stg. Gear Complete Rebuilding Kit.....	8522	Stg. Gear Lower Pitman Shaft Seal Kit.....	8717
Stg. Gear Major Seal Kit.....	8521	1993-1992	
Stg. Gear Input Shaft Seal Kit.....	8525	V-8 5.7 L ENG.; V-8 7.4 L ENG.	
Stg. Gear Complete Pitman Shaft Seal Kit.....	8766	Pump Complete Rebuilding Kit.....	7910
Stg. Gear Lower Pitman Shaft Seal Kit.....	7856	Pump Seal Kit.....	7918
1985		Pump Drive Shaft Seal Kit.....	8709
4-CYL. 1.9 L ENG.; V-6 2.8 L ENG.		Stg. Gear Complete Rebuilding Kit; 8600 G.V.W. & Over.....	8780
Pump Complete Rebuilding Kit.....	7910	Stg. Gear Complete Rebuilding Kit; Under 8600 G.V.W.....	8781
Pump Seal Kit.....	7918	Stg. Gear Major Seal Kit; 8600 G.V.W. & Over.....	8716
Pump Drive Shaft Seal Kit.....	8709	Stg. Gear Major Seal Kit; Under 8600 G.V.W.....	8625
Stg. Gear Complete Rebuilding Kit.....	8522	Stg. Gear Input Shaft Seal Kit.....	8525
Stg. Gear Major Seal Kit.....	8521	Stg. Gear Complete Pitman Shaft Seal Kit.....	8763
Stg. Gear Input Shaft Seal Kit.....	8525	Stg. Gear Lower Pitman Shaft Seal Kit.....	8717

☆ See Pages A14 - A15 For Pump or Gear Identification.

⊗ Packaged one bushing per box, order as required.

SYSTEM PUMP & GEAR IDENT.

SYSTEM & COMPONENT IDENT.

PASS. CARS

LIGHT TRUCKS

MEDIUM/HEAVY TRUCKS

BUSES

HOSE NUMERICAL

REPAIR KITS

KIT NUMERICAL

ILLUSTRATIONS

Power Steering Repair Kits for Passenger Cars and Light Trucks

	Application	Kit No.	Application	Kit No.
SYSTEM PUMP & GEAR IDENT.	CHEVROLET - Continued		CHEVROLET - Continued	
	SUBURBAN - Continued		SUBURBAN - Continued	
	1993-1992 - Continued		1978 - Continued	
	V-8 5.7 L ENG.; V-8 7.4 L ENG. - Continued		6-CYL. 250 ENG.; 6-CYL. 292 ENG.; V-8 305 ENG.; V-8 350 ENG.; V-8 350 DIESEL ENG.; V-8 400 ENG.; V-8 454 ENG.	
	Stg. Gear Lower Pitman Shaft Seal Kit.....	8717	- Continued	
			Stg. Gear Input Shaft Seal Kit.....	7095
			Stg. Gear Complete Pitman Shaft Seal Kit.....	8766
			Stg. Gear Lower Pitman Shaft Seal Kit.....	7856
SYSTEM & COMPONENT IDENT.	1991-1988		1977	
	V-8 5.7 L ENG.; V-8 6.2 L DIESEL ENG.; V-8 7.4 L ENG.		6-CYL. 250 ENG.; 6-CYL. 292 ENG.; V-8 305 ENG.; V-8 350 ENG.; V-8 400 ENG.; V-8 454 ENG.	
	Pump Complete Rebuilding Kit.....	7910	Pump Complete Rebuilding Kit.....	7910
	Pump Seal Kit.....	7918	Pump Seal Kit.....	7918
	Pump Drive Shaft Seal Kit.....	8709	Pump Drive Shaft Seal Kit.....	8709
	Stg. Gear Complete Rebuilding Kit.....	8524	Stg. Gear Complete Rebuilding Kit.....	7857
	Stg. Gear Major Seal Kit.....	8523	Stg. Gear Major Seal Kit.....	7859
	Stg. Gear Input Shaft Seal Kit.....	8525	Stg. Gear Input Shaft Seal Kit.....	7095
	Stg. Gear Complete Pitman Shaft Seal Kit.....	8766	Stg. Gear Complete Pitman Shaft Seal Kit.....	8766
	Stg. Gear Lower Pitman Shaft Seal Kit.....	7856	Stg. Gear Lower Pitman Shaft Seal Kit.....	7856
PASS. CARS	1987-1982		1976-1975	
	V-8 5.0 L ENG.; V-8 5.7 L ENG.; V-8 6.2 L DIESEL ENG.; V-8 7.4 L ENG.		6-CYL. 250 ENG.; 6-CYL. 292 ENG.; V-8 350 ENG.; V-8 400 ENG.; V-8 454 ENG.	
	Pump Complete Rebuilding Kit.....	7910	Pump Complete Rebuilding Kit.....	7910
	Pump Seal Kit.....	7918	Pump Seal Kit.....	7918
	Pump Drive Shaft Seal Kit.....	8709	Pump Drive Shaft Seal Kit.....	8709
	Stg. Gear Complete Rebuilding Kit.....	8524	Stg. Gear Complete Rebuilding Kit.....	7857
	Stg. Gear Major Seal Kit.....	8523	Stg. Gear Major Seal Kit.....	7859
	Stg. Gear Input Shaft Seal Kit.....	8525	Stg. Gear Input Shaft Seal Kit.....	7095
	Stg. Gear Complete Pitman Shaft Seal Kit.....	8766	Stg. Gear Complete Pitman Shaft Seal Kit.....	8766
	Stg. Gear Lower Pitman Shaft Seal Kit.....	7856	Stg. Gear Lower Pitman Shaft Seal Kit.....	7856
LIGHT TRUCKS	1981		1974	
	V-8 5.0 L ENG.; V-8 5.7 L ENG.; V-8 7.4 L ENG.		6-CYL. 250 ENG.; 6-CYL. 292 ENG.; V-8 350 ENG.; V-8 454 ENG.	
	Pump Complete Rebuilding Kit.....	7910	Pump Complete Rebuilding Kit.....	7910
	Pump Seal Kit.....	7918	Pump Seal Kit.....	7918
	Pump Drive Shaft Seal Kit.....	8709	Pump Drive Shaft Seal Kit.....	8709
	Stg. Gear Complete Rebuilding Kit.....	8524	Stg. Gear Complete Rebuilding Kit.....	7857
	Stg. Gear Major Seal Kit.....	8523	Stg. Gear Major Seal Kit.....	7859
	Stg. Gear Input Shaft Seal Kit.....	8525	Stg. Gear Input Shaft Seal Kit.....	7095
	Stg. Gear Complete Pitman Shaft Seal Kit.....	8766	Stg. Gear Complete Pitman Shaft Seal Kit.....	8766
	Stg. Gear Lower Pitman Shaft Seal Kit.....	7856	Stg. Gear Lower Pitman Shaft Seal Kit.....	7856
MEDIUM/HEAVY TRUCKS	1980		1973	
	V-8 5.0 L ENG.; V-8 5.7 L ENG.; V-8 7.4 L ENG.		6-CYL. 250 ENG.; 6-CYL. 292 ENG.; V-8 307 ENG.; V-8 350 ENG.; V-8 454 ENG.	
	Pump Complete Rebuilding Kit.....	7910	Pump Complete Rebuilding Kit.....	7910
	Pump Seal Kit.....	7918	Pump Seal Kit.....	7918
	Pump Drive Shaft Seal Kit.....	8709	Pump Drive Shaft Seal Kit.....	8709
	Stg. Gear Complete Rebuilding Kit; 1st Design; W/Casting No. 7802644L.....	7857	Stg. Gear Complete Rebuilding Kit.....	7857
	Stg. Gear Complete Rebuilding Kit; 2nd Design; W/Casting No. 7802644.....	8524	Stg. Gear Major Seal Kit.....	7859
	Stg. Gear Major Seal Kit; 1st Design; W/Casting No. 7802644L.....	7859	Stg. Gear Input Shaft Seal Kit.....	7095
	Stg. Gear Major Seal Kit; 2nd Design; W/Casting No. 7802644.....	8523	Stg. Gear Input Shaft Seal Kit.....	7095
	Stg. Gear Input Shaft Seal Kit; 1st Design; W/Casting No. 7802644L.....	7095	Stg. Gear Complete Pitman Shaft Seal Kit.....	8766
	Stg. Gear Input Shaft Seal Kit; 2nd Design; W/Casting No. 7802644.....	8525	Stg. Gear Lower Pitman Shaft Seal Kit.....	7856
	Stg. Gear Complete Pitman Shaft Seal Kit.....	8766		
	Stg. Gear Lower Pitman Shaft Seal Kit.....	7856		
BUSES	1979		1972-1971	
	6-CYL. 250 ENG.; 6-CYL. 292 ENG.; V-8 305 ENG.; V-8 350 ENG.; V-8 400 ENG.; V-8 454 ENG.		6-CYL. 250 ENG.; 6-CYL. 292 ENG.; V-8 307 ENG.; V-8 350 ENG.; V-8 402 ENG.	
	Pump Complete Rebuilding Kit.....	7910	Pump Complete Rebuilding Kit.....	7910
	Pump Seal Kit.....	7918	Pump Seal Kit.....	7918
	Pump Drive Shaft Seal Kit.....	8709	Pump Drive Shaft Seal Kit.....	8709
	Stg. Gear Complete Rebuilding Kit; 1st Design; W/Casting No. 7802644L.....	7857	Stg. Gear Complete Rebuilding Kit.....	7857
	Stg. Gear Complete Rebuilding Kit; 2nd Design; W/Casting No. 7802644.....	8524	Stg. Gear Major Seal Kit.....	7859
	Stg. Gear Major Seal Kit; 1st Design; W/Casting No. 7802644L.....	7859	Stg. Gear Input Shaft Seal Kit.....	7095
	Stg. Gear Major Seal Kit; 2nd Design; W/Casting No. 7802644.....	8523	Stg. Gear Complete Pitman Shaft Seal Kit.....	8766
	Stg. Gear Input Shaft Seal Kit; 1st Design; W/Casting No. 7802644L.....	7095	Stg. Gear Lower Pitman Shaft Seal Kit.....	7856
	Stg. Gear Input Shaft Seal Kit; 2nd Design; W/Casting No. 7802644.....	8525		
	Stg. Gear Complete Pitman Shaft Seal Kit.....	8766		
	Stg. Gear Lower Pitman Shaft Seal Kit.....	7856		
HOSE NUMERICAL	1978		1970	
	6-CYL. 250 ENG.; 6-CYL. 292 ENG.; V-8 305 ENG.; V-8 350 ENG.; V-8 350 DIESEL ENG.; V-8 400 ENG.; V-8 454 ENG.		6-CYL. 250 ENG.; 6-CYL. 292 ENG.; V-8 307 ENG.; V-8 350 ENG.; V-8 396 ENG.; V-8 400 ENG.	
	Pump Complete Rebuilding Kit.....	7910	Pump Complete Rebuilding Kit; W/Two-Raised Mounting Pads.....	7910
	Pump Seal Kit.....	7918	Pump Seal Kit; W/One-Raised Mounting Pads.....	8755
	Pump Drive Shaft Seal Kit.....	8709	Pump Seal Kit; W/Two-Raised Mounting Pads.....	7918
	Stg. Gear Complete Rebuilding Kit.....	7857	Pump Drive Shaft Seal Kit; W/One-Raised Mounting Pads.....	8711
			Pump Drive Shaft Seal Kit; W/Two-Raised Mounting Pads.....	8709
			Stg. Gear Complete Rebuilding Kit.....	7857
			Stg. Gear Major Seal Kit.....	7859
			Stg. Gear Input Shaft Seal Kit.....	7095
			Stg. Gear Complete Pitman Shaft Seal Kit.....	8766
			Stg. Gear Lower Pitman Shaft Seal Kit.....	7856
REPAIR KITS	1978		1970	
	6-CYL. 250 ENG.; 6-CYL. 292 ENG.; V-8 305 ENG.; V-8 350 ENG.; V-8 350 DIESEL ENG.; V-8 400 ENG.; V-8 454 ENG.		6-CYL. 250 ENG.; 6-CYL. 292 ENG.; V-8 307 ENG.; V-8 350 ENG.; V-8 396 ENG.; V-8 400 ENG.	
	Pump Complete Rebuilding Kit.....	7910	Pump Complete Rebuilding Kit; W/Two-Raised Mounting Pads.....	7910
	Pump Seal Kit.....	7918	Pump Seal Kit; W/One-Raised Mounting Pads.....	8755
	Pump Drive Shaft Seal Kit.....	8709	Pump Seal Kit; W/Two-Raised Mounting Pads.....	7918
	Stg. Gear Complete Rebuilding Kit.....	7857	Pump Drive Shaft Seal Kit; W/One-Raised Mounting Pads.....	8711
			Pump Drive Shaft Seal Kit; W/Two-Raised Mounting Pads.....	8709
			Stg. Gear Complete Rebuilding Kit.....	7857
			Stg. Gear Major Seal Kit.....	7859
			Stg. Gear Input Shaft Seal Kit.....	7095
			Stg. Gear Complete Pitman Shaft Seal Kit.....	8766
			Stg. Gear Lower Pitman Shaft Seal Kit.....	7856
KIT NUMERICAL	1978		1970	
	6-CYL. 250 ENG.; 6-CYL. 292 ENG.; V-8 305 ENG.; V-8 350 ENG.; V-8 350 DIESEL ENG.; V-8 400 ENG.; V-8 454 ENG.		6-CYL. 250 ENG.; 6-CYL. 292 ENG.; V-8 307 ENG.; V-8 350 ENG.; V-8 396 ENG.; V-8 400 ENG.	
	Pump Complete Rebuilding Kit.....	7910	Pump Complete Rebuilding Kit; W/Two-Raised Mounting Pads.....	7910
	Pump Seal Kit.....	7918	Pump Seal Kit; W/One-Raised Mounting Pads.....	8755
	Pump Drive Shaft Seal Kit.....	8709	Pump Seal Kit; W/Two-Raised Mounting Pads.....	7918
	Stg. Gear Complete Rebuilding Kit.....	7857	Pump Drive Shaft Seal Kit; W/One-Raised Mounting Pads.....	8711
			Pump Drive Shaft Seal Kit; W/Two-Raised Mounting Pads.....	8709
			Stg. Gear Complete Rebuilding Kit.....	7857
			Stg. Gear Major Seal Kit.....	7859
			Stg. Gear Input Shaft Seal Kit.....	7095
			Stg. Gear Complete Pitman Shaft Seal Kit.....	8766
			Stg. Gear Lower Pitman Shaft Seal Kit.....	7856
ILLUSTRATIONS	1978		1970	
	6-CYL. 250 ENG.; 6-CYL. 292 ENG.; V-8 305 ENG.; V-8 350 ENG.; V-8 350 DIESEL ENG.; V-8 400 ENG.; V-8 454 ENG.		6-CYL. 250 ENG.; 6-CYL. 292 ENG.; V-8 307 ENG.; V-8 350 ENG.; V-8 396 ENG.; V-8 400 ENG.	
	Pump Complete Rebuilding Kit.....	7910	Pump Complete Rebuilding Kit; W/Two-Raised Mounting Pads.....	7910
	Pump Seal Kit.....	7918	Pump Seal Kit; W/One-Raised Mounting Pads.....	8755
	Pump Drive Shaft Seal Kit.....	8709	Pump Seal Kit; W/Two-Raised Mounting Pads.....	7918
	Stg. Gear Complete Rebuilding Kit.....	7857	Pump Drive Shaft Seal Kit; W/One-Raised Mounting Pads.....	8711
			Pump Drive Shaft Seal Kit; W/Two-Raised Mounting Pads.....	8709
			Stg. Gear Complete Rebuilding Kit.....	7857
			Stg. Gear Major Seal Kit.....	7859
			Stg. Gear Input Shaft Seal Kit.....	7095
			Stg. Gear Complete Pitman Shaft Seal Kit.....	8766
			Stg. Gear Lower Pitman Shaft Seal Kit.....	7856

☆ See Pages A14 - A15 For Pump or Gear Identification.

⊗ Packaged one bushing per box, order as required.

Power Steering Repair Kits for Passenger Cars and Light Trucks

Application	Kit No.	Application	Kit No.
CHEVROLET - Continued		CHEVROLET - Continued	
SUBURBAN - Continued		SUBURBAN - Continued	
1970 - Continued		1963	
6-CYL. 250 ENG.; 6-CYL. 292 ENG.; V-8 307 ENG.; V-8 350 ENG.; V-8 396 ENG.; V-8 400 ENG. - Continued		6-CYL. 230 ENG.; 6-CYL. 261 ENG.; 6-CYL. 292 ENG.; V-8 283 ENG.	
Stg. Gear Lower Pitman Shaft Seal Kit.....	7856	Pump Complete Rebuilding Kit; W/Two-Raised Mounting Pads	7910
1969		Pump Seal Kit; W/One-Raised Mounting Pads.....	8755
6-CYL. 250 ENG.; 6-CYL. 292 ENG.; V-8 307 ENG.; V-8 350 ENG.; V-8 396 ENG.		Pump Seal Kit; W/Two-Raised Mounting Pads.....	7918
Pump Complete Rebuilding Kit; W/Two-Raised Mounting Pads	7910	Pump Drive Shaft Seal Kit; W/One-Raised Mounting Pads	8711
Pump Seal Kit; W/One-Raised Mounting Pads.....	8755	Pump Drive Shaft Seal Kit; W/Two-Raised Mounting Pads	8709
Pump Seal Kit; W/Two-Raised Mounting Pads.....	7918	Stg. Gear Complete Rebuilding Kit.....	7857
Pump Drive Shaft Seal Kit; W/One-Raised Mounting Pads	8711	Stg. Gear Major Seal Kit.....	7859
Pump Drive Shaft Seal Kit; W/Two-Raised Mounting Pads	8709	Stg. Gear Input Shaft Seal Kit.....	7095
Stg. Gear Complete Rebuilding Kit.....	7857	Stg. Gear Complete Pitman Shaft Seal Kit.....	8766
Stg. Gear Major Seal Kit.....	7859	Stg. Gear Lower Pitman Shaft Seal Kit.....	7856
Stg. Gear Input Shaft Seal Kit.....	7095	1968	
Stg. Gear Complete Pitman Shaft Seal Kit.....	8766	6-CYL. 250 ENG.; 6-CYL. 292 ENG.; V-8 307 ENG.; V-8 327 ENG.; V-8 396 ENG.	
Stg. Gear Lower Pitman Shaft Seal Kit.....	7856	Pump Complete Rebuilding Kit; W/Two-Raised Mounting Pads	7910
Control Valve Seal Kit; W/Linkage System.....	7864	Pump Seal Kit; W/One-Raised Mounting Pads.....	8755
Power Cyl. Complete Rebuilding Kit; W/Linkage System.....	8537	Pump Seal Kit; W/Two-Raised Mounting Pads.....	7918
Power Cyl. Piston Rod Seal Kit; W/Linkage System.....	7906	Pump Drive Shaft Seal Kit; W/One-Raised Mounting Pads	8711
1967		Pump Drive Shaft Seal Kit; W/Two-Raised Mounting Pads	8709
6-CYL. 250 ENG.; 6-CYL. 292 ENG.; V-8 283 ENG.; V-8 327 ENG.		Stg. Gear Complete Rebuilding Kit; W/Integral P.S.....	7857
Pump Complete Rebuilding Kit; W/Two-Raised Mounting Pads	7910	Stg. Gear Major Seal Kit; W/Integral P.S.....	7859
Pump Seal Kit; W/One-Raised Mounting Pads.....	8755	Stg. Gear Input Shaft Seal Kit; W/Integral P.S.....	7095
Pump Seal Kit; W/Two-Raised Mounting Pads.....	7918	Stg. Gear Complete Pitman Shaft Seal Kit; W/Integral P.S.....	8766
Pump Drive Shaft Seal Kit; W/One-Raised Mounting Pads	8711	Stg. Gear Lower Pitman Shaft Seal Kit; W/Integral P.S.....	7856
Pump Drive Shaft Seal Kit; W/Two-Raised Mounting Pads	8709	Control Valve Seal Kit; W/Linkage System.....	7864
1966		Power Cyl. Complete Rebuilding Kit; W/Linkage System.....	8537
6-CYL. 230 ENG.; 6-CYL. 250 ENG.; 6-CYL. 292 ENG.; V-8 283 ENG.; V-8 327 ENG.		Power Cyl. Piston Rod Seal Kit; W/Linkage System.....	7906
Pump Complete Rebuilding Kit; W/Two-Raised Mounting Pads	7910	1969	
Pump Seal Kit; W/One-Raised Mounting Pads.....	8755	6-CYL. 250 ENG.; 6-CYL. 292 ENG.; V-8 283 ENG.; V-8 327 ENG.	
Pump Seal Kit; W/Two-Raised Mounting Pads.....	7918	Pump Complete Rebuilding Kit; W/Two-Raised Mounting Pads	7910
Pump Drive Shaft Seal Kit; W/One-Raised Mounting Pads	8711	Pump Seal Kit; W/One-Raised Mounting Pads.....	8755
Pump Drive Shaft Seal Kit; W/Two-Raised Mounting Pads	8709	Pump Seal Kit; W/Two-Raised Mounting Pads.....	7918
Control Valve Seal Kit; C Series.....	7864	Pump Drive Shaft Seal Kit; W/One-Raised Mounting Pads	8711
Power Cyl. Complete Rebuilding Kit; C Series.....	8537	Pump Drive Shaft Seal Kit; W/Two-Raised Mounting Pads	8709
Power Cyl. Piston Rod Seal Kit; C Series.....	7906	1964	
1965		6-CYL. 230 ENG.; 6-CYL. 292 ENG.; V-8 283 ENG.	
6-CYL. 230 ENG.; 6-CYL. 292 ENG.; V-8 283 ENG.; V-8 327 ENG.		Pump Complete Rebuilding Kit; W/Two-Raised Mounting Pads	7910
Pump Complete Rebuilding Kit; W/Two-Raised Mounting Pads	7910	Pump Seal Kit; W/One-Raised Mounting Pads.....	8755
Pump Seal Kit; W/One-Raised Mounting Pads.....	8755	Pump Seal Kit; W/Two-Raised Mounting Pads.....	7918
Pump Seal Kit; W/Two-Raised Mounting Pads.....	7918	Pump Drive Shaft Seal Kit; W/One-Raised Mounting Pads	8711
Pump Drive Shaft Seal Kit; W/One-Raised Mounting Pads	8711	Pump Drive Shaft Seal Kit; W/Two-Raised Mounting Pads	8709
Pump Drive Shaft Seal Kit; W/Two-Raised Mounting Pads	8709	Control Valve Seal Kit; C Series.....	7864
Control Valve Seal Kit; C Series.....	7864	Power Cyl. Complete Rebuilding Kit; C Series.....	8537
Power Cyl. Complete Rebuilding Kit; C Series.....	8537	Power Cyl. Piston Rod Seal Kit; C Series.....	7906
Power Cyl. Piston Rod Seal Kit; C Series.....	7906	1964	
1964		6-CYL. 230 ENG.; 6-CYL. 292 ENG.; V-8 283 ENG.	
Pump Complete Rebuilding Kit; W/Two-Raised Mounting Pads	7910	Pump Complete Rebuilding Kit; W/Two-Raised Mounting Pads	7910
Pump Seal Kit; W/One-Raised Mounting Pads.....	8755	Pump Seal Kit; W/One-Raised Mounting Pads.....	8755
Pump Seal Kit; W/Two-Raised Mounting Pads.....	7918	Pump Seal Kit; W/Two-Raised Mounting Pads.....	7918
Pump Drive Shaft Seal Kit; W/One-Raised Mounting Pads	8711	Pump Drive Shaft Seal Kit; W/One-Raised Mounting Pads	8711
Pump Drive Shaft Seal Kit; W/Two-Raised Mounting Pads	8709	Pump Drive Shaft Seal Kit; W/Two-Raised Mounting Pads	8709
Control Valve Seal Kit; C Series.....	7864	Control Valve Seal Kit; C Series.....	7864
Power Cyl. Complete Rebuilding Kit; C Series.....	8537	Power Cyl. Complete Rebuilding Kit; C Series.....	8537
Power Cyl. Piston Rod Seal Kit; C Series.....	7906	Power Cyl. Piston Rod Seal Kit; C Series.....	7906

SYSTEM PUMP & GEAR IDENT.

SYSTEM & COMPONENT IDENT.

PASS. CARS

LIGHT TRUCKS

MEDIUM/HEAVY TRUCKS

BUSES

HOSE NUMERICAL

REPAIR KITS

KIT NUMERICAL

ILLUSTRATIONS

☆ See Pages A14 - A15 For Pump or Gear Identification.

☛ Packaged one bushing per box, order as required.

Power Steering Repair Kits for Passenger Cars and Light Trucks

Application	Kit No.	Application	Kit No.
CHRYSLER - Continued		CHRYSLER - Continued	
DYNASTY - Continued		FIFTH AVENUE	
1992 - Continued		1989-1984	
V-6 3.3 L ENG. (CANADA) - Continued		V-8 5.2 L ENG.	
Rack & Pinion Seal Kit; W/Plastic Rack Bulkhead	8610	Pump Complete Rebuilding Kit	7910
Rack & Pinion Lower Pinion Bearing Kit	8579	Pump Seal Kit	7918
1991		Pump Drive Shaft Seal Kit	8709
4-CYL. 2.5 L ENG. (CANADA)		Stg. Gear Complete Rebuilding Kit	8538
Pump Complete Rebuilding Kit	7910	Stg. Gear Major Seal Kit	8513
Pump Seal Kit	7918	Stg. Gear Input Shaft Seal Kit	8553
Pump Drive Shaft Seal Kit	8709	Stg. Gear Complete Pitman Shaft Seal Kit	8765
Rack & Pinion Seal Kit; W/Plastic Rack Bulkhead	8610	Stg. Gear Lower Pitman Shaft Seal Kit	8516
Rack & Pinion Lower Pinion Bearing Kit	8579	Control Valve Seal Kit	8518
V-6 3.3 L ENG. (CANADA)		1983	
Pump Seal Kit; W/ZF P.S. Pump	8632	6-CYL. 3.7 L ENG.; V-8 5.2 L ENG.	
Rack & Pinion Seal Kit; W/Plastic Rack Bulkhead	8610	Pump Complete Rebuilding Kit	7910
Rack & Pinion Lower Pinion Bearing Kit	8579	Pump Seal Kit	7918
1990		Pump Drive Shaft Seal Kit	8709
4-CYL. 2.5 L ENG. (CANADA); V-6 3.0 L ENG. (CANADA)		Rack & Pinion Seal Kit; W/Saginaw Rack & Pinion Gear	8576
Pump Complete Rebuilding Kit	7910	Rack & Pinion Upper Pinion Bearing Kit; W/Saginaw Rack & Pinion Gear	8571
Pump Seal Kit	7918	Rack & Pinion Lower Pinion Bearing Kit; W/Saginaw Rack & Pinion Gear	8572
Pump Drive Shaft Seal Kit	8709	Rack & Pinion Lower Pinion Bearing Kit; W/TRW Rack & Pinion Gear; ☆R	8579
Rack & Pinion Seal Kit; W/Plastic Rack Bulkhead	8610	IMPERIAL	
Rack & Pinion Lower Pinion Bearing Kit	8579	1993-1992	
V-6 3.3 L ENG. (CANADA)		V-6 3.8 L ENG.	
Pump Seal Kit; W/ZF P.S. Pump	8632	Pump Complete Rebuilding Kit	8561
Rack & Pinion Seal Kit; W/Plastic Rack Bulkhead	8610	Pump Seal Kit	8554
Rack & Pinion Lower Pinion Bearing Kit	8579	Pump Drive Shaft Seal Kit	8712
1989-1988		Rack & Pinion Seal Kit; W/Plastic Rack Bulkhead	8610
4-CYL. 2.5 L ENG. (CANADA); V-6 3.0 L ENG. (CANADA)		Rack & Pinion Lower Pinion Bearing Kit	8579
Pump Complete Rebuilding Kit	7910	1991	
Pump Seal Kit	7918	V-6 3.3 L ENG.; V-6 3.8 L ENG.	
Pump Drive Shaft Seal Kit	8709	Pump Seal Kit; W/ZF P.S. Pump	8632
Rack & Pinion Seal Kit; W/Plastic Rack Bulkhead	8610	Rack & Pinion Seal Kit; W/Plastic Rack Bulkhead	8610
Rack & Pinion Lower Pinion Bearing Kit	8579	Rack & Pinion Lower Pinion Bearing Kit	8579
E CLASS		1990	
1984-1983		V-6 3.3 L ENG.	
4-CYL. 2.2 L ENG.; 4-CYL. 2.6 L ENG.		Pump Seal Kit; W/ZF P.S. Pump	8632
Pump Complete Rebuilding Kit	7910	Rack & Pinion Seal Kit; W/Plastic Rack Bulkhead	8610
Pump Seal Kit	7918	Rack & Pinion Lower Pinion Bearing Kit	8579
Pump Drive Shaft Seal Kit	8709	1990	
Rack & Pinion Seal Kit; W/Saginaw Rack & Pinion Gear	8576	V-6 3.3 L ENG.	
Rack & Pinion Upper Pinion Bearing Kit; W/Saginaw Rack & Pinion Gear	8571	Pump Seal Kit; W/ZF P.S. Pump	8632
Rack & Pinion Lower Pinion Bearing Kit; W/Saginaw Rack & Pinion Gear	8572	Rack & Pinion Seal Kit; W/Plastic Rack Bulkhead	8610
Rack & Pinion Lower Pinion Bearing Kit; W/TRW Rack & Pinion Gear; ☆R	8579	Rack & Pinion Lower Pinion Bearing Kit	8579
EXECUTIVE		1983-1981	
1986		V-8 5.2 L ENG.	
4-CYL. 2.2 L ENG. (CANADA)		Pump Complete Rebuilding Kit	7910
Pump Complete Rebuilding Kit	7910	Pump Seal Kit	7918
Pump Seal Kit	7918	Pump Drive Shaft Seal Kit	8709
Pump Drive Shaft Seal Kit	8709	Stg. Gear Complete Rebuilding Kit	8538
Rack & Pinion Seal Kit; W/Saginaw Rack & Pinion Gear	8576	Stg. Gear Major Seal Kit	8513
Rack & Pinion Upper Pinion Bearing Kit; W/Saginaw Rack & Pinion Gear	8571	Stg. Gear Input Shaft Seal Kit	8553
Rack & Pinion Lower Pinion Bearing Kit; W/Saginaw Rack & Pinion Gear	8572	Stg. Gear Complete Pitman Shaft Seal Kit	8765
Rack & Pinion Lower Pinion Bearing Kit; W/TRW Rack & Pinion Gear; ☆R	8579	Stg. Gear Lower Pitman Shaft Seal Kit	8516
1985-1983		Control Valve Seal Kit	8518
4-CYL. 2.6 L ENG.		1975-1969	
Pump Complete Rebuilding Kit	7910	V-8 440 ENG.	
Pump Seal Kit	7918	Pump Complete Rebuilding Kit; W/Chrysler P.S. Pump; ☆D	8514
Pump Drive Shaft Seal Kit	8709	Pump Complete Rebuilding Kit; W/Saginaw P.S. Pump; ☆B	7910
Rack & Pinion Seal Kit; W/Saginaw Rack & Pinion Gear	8576	Pump Seal Kit; W/Chrysler P.S. Pump; ☆D	8507
Rack & Pinion Upper Pinion Bearing Kit; W/Saginaw Rack & Pinion Gear	8571	Pump Seal Kit; W/Saginaw P.S. Pump; ☆B	7918
Rack & Pinion Lower Pinion Bearing Kit; W/Saginaw Rack & Pinion Gear	8572	Pump Drive Shaft Seal Kit; W/Chrysler P.S. Pump; ☆D	8708
Rack & Pinion Lower Pinion Bearing Kit; W/TRW Rack & Pinion Gear; ☆R	8579	Pump Drive Shaft Seal Kit; W/Saginaw P.S. Pump; ☆B	8709
1985-1983		Stg. Gear Complete Rebuilding Kit	8538
4-CYL. 2.6 L ENG.		Stg. Gear Major Seal Kit	8513
Pump Complete Rebuilding Kit	7910	Stg. Gear Input Shaft Seal Kit	8553
Pump Seal Kit	7918	Stg. Gear Complete Pitman Shaft Seal Kit	8765
Pump Drive Shaft Seal Kit	8709	Stg. Gear Lower Pitman Shaft Seal Kit	8516
Rack & Pinion Seal Kit; W/Saginaw Rack & Pinion Gear	8576	Control Valve Seal Kit	8518
Rack & Pinion Upper Pinion Bearing Kit; W/Saginaw Rack & Pinion Gear	8571	1968-1966	
Rack & Pinion Lower Pinion Bearing Kit; W/Saginaw Rack & Pinion Gear	8572	V-8 440 ENG.	
Rack & Pinion Lower Pinion Bearing Kit; W/TRW Rack & Pinion Gear; ☆R	8579	Pump Complete Rebuilding Kit	7900
		Pump Seal Kit	7898
		Stg. Gear Complete Rebuilding Kit	8538
		Stg. Gear Major Seal Kit	8513
		Stg. Gear Input Shaft Seal Kit	8553
		Stg. Gear Complete Pitman Shaft Seal Kit	8765
		Stg. Gear Lower Pitman Shaft Seal Kit	8516
		Control Valve Seal Kit	8518

☆ See Pages A14 - A15 For Pump or Gear Identification.

⊛ Packaged one bushing per box, order as required.

SYSTEM PUMP & GEAR IDENT.

SYSTEM & COMPONENT IDENT.

PASS. CARS

LIGHT TRUCKS

MEDIUM/HEAVY TRUCKS

BUSES

HOSE NUMERICAL

REPAIR KITS

KIT NUMERICAL

ILLUSTRATIONS

Power Steering Repair Kits for Passenger Cars and Light Trucks

	Application	Kit No.	Application	Kit No.	
SYSTEM PUMP & GEAR IDENT.	CHRYSLER - Continued		CHRYSLER - Continued		
	IMPERIAL - Continued		LEBARON		
	1968-1966 - Continued		1995		
	V-8 440 ENG. - Continued		V-6 3.0 L ENG.		
		Stg. Gear Complete Pitman Shaft Seal Kit.....	8765	Pump Complete Rebuilding Kit.....	7910
		Stg. Gear Lower Pitman Shaft Seal Kit.....	8516	Pump Seal Kit.....	7918
		Control Valve Seal Kit.....	8518	Pump Drive Shaft Seal Kit.....	8709
				Rack & Pinion Seal Kit; W/Plastic Rack Bulkhead.....	8610
				Rack & Pinion Lower Pinion Bearing Kit.....	8579
SYSTEM & COMPONENT IDENT.	1965-1961		1994-1991		
	V-8 413 ENG.		4-CYL. 2.5 L ENG.; V-6 3.0 L ENG.		
		Pump Complete Rebuilding Kit.....	7900	Pump Complete Rebuilding Kit.....	7910
		Pump Seal Kit.....	7898	Pump Seal Kit.....	7918
		Stg. Gear Complete Rebuilding Kit.....	8538	Pump Drive Shaft Seal Kit.....	8709
		Stg. Gear Major Seal Kit.....	8513	Rack & Pinion Seal Kit; W/Plastic Rack Bulkhead.....	8610
		Stg. Gear Input Shaft Seal Kit.....	8553	Rack & Pinion Lower Pinion Bearing Kit.....	8579
		Stg. Gear Complete Pitman Shaft Seal Kit.....	8765		
		Stg. Gear Lower Pitman Shaft Seal Kit.....	8516		
		Control Valve Seal Kit.....	8518		
PASS. CARS	1960-1959		1990		
	V-8 413 ENG.		4-CYL. 2.2 L ENG.; 4-CYL. 2.5 L ENG.; V-6 3.0 L ENG.		
		Pump Complete Rebuilding Kit.....	7899	Pump Complete Rebuilding Kit; W/Saginaw P.S. Pump; ☆B.....	7910
		Pump Seal Kit.....	7897	Pump Seal Kit; W/Saginaw P.S. Pump; ☆B.....	7918
		Pump Drive Shaft Seal Kit.....	8710	Pump Seal Kit; W/ZF P.S. Pump.....	8632
		Stg. Gear Complete Rebuilding Kit.....	8538	Pump Drive Shaft Seal Kit; W/Saginaw P.S. Pump; ☆B.....	8709
		Stg. Gear Major Seal Kit.....	8513	Rack & Pinion Seal Kit; W/Plastic Rack Bulkhead.....	8610
		Stg. Gear Input Shaft Seal Kit.....	8553	Rack & Pinion Lower Pinion Bearing Kit.....	8579
		Stg. Gear Complete Pitman Shaft Seal Kit.....	8765		
		Stg. Gear Lower Pitman Shaft Seal Kit.....	8516		
LIGHT TRUCKS	1958		1989		
	V-8 392 ENG.		4-CYL. 2.2 L ENG.; 4-CYL. 2.5 L ENG.		
		Pump Complete Rebuilding Kit.....	7899	Pump Complete Rebuilding Kit; W/Saginaw P.S. Pump; ☆B.....	7910
		Pump Seal Kit.....	7897	Pump Seal Kit; W/Saginaw P.S. Pump; ☆B.....	7918
		Pump Drive Shaft Seal Kit.....	8710	Pump Seal Kit; W/ZF P.S. Pump.....	8632
		Stg. Gear Complete Rebuilding Kit.....	8538	Pump Drive Shaft Seal Kit; W/Saginaw P.S. Pump; ☆B.....	8709
		Stg. Gear Major Seal Kit.....	8513	Rack & Pinion Seal Kit; W/Plastic Rack Bulkhead.....	8610
		Stg. Gear Input Shaft Seal Kit.....	8553	Rack & Pinion Lower Pinion Bearing Kit.....	8579
		Stg. Gear Complete Pitman Shaft Seal Kit.....	8765		
		Stg. Gear Lower Pitman Shaft Seal Kit.....	8516		
MEDIUM/HEAVY TRUCKS	1957		1988		
	V-8 392 ENG.		4-CYL. 2.2 L ENG.; 4-CYL. 2.5 L ENG.		
		Pump Complete Rebuilding Kit.....	7899	Pump Complete Rebuilding Kit; W/Saginaw P.S. Pump; ☆B.....	7910
		Pump Seal Kit.....	7897	Pump Seal Kit; W/Saginaw P.S. Pump; ☆B.....	7918
		Pump Drive Shaft Seal Kit.....	8710	Pump Seal Kit; W/ZF P.S. Pump.....	8632
		Stg. Gear Complete Rebuilding Kit.....	8538	Pump Drive Shaft Seal Kit; W/Saginaw P.S. Pump; ☆B.....	8709
		Stg. Gear Major Seal Kit.....	8513	Rack & Pinion Seal Kit; W/Plastic Rack Bulkhead.....	8610
		Stg. Gear Input Shaft Seal Kit.....	8553	Rack & Pinion Lower Pinion Bearing Kit.....	8579
		Stg. Gear Complete Pitman Shaft Seal Kit.....	8765		
		Stg. Gear Lower Pitman Shaft Seal Kit.....	8516		
BUSES	1957		1987-1986		
	V-8 392 ENG.		4-CYL. 2.2 L ENG.; 4-CYL. 2.5 L ENG.		
		Pump Complete Rebuilding Kit.....	7899	Pump Complete Rebuilding Kit.....	7910
		Pump Seal Kit.....	7897	Pump Seal Kit.....	7918
		Pump Drive Shaft Seal Kit.....	8710	Pump Drive Shaft Seal Kit.....	8709
		Stg. Gear Complete Rebuilding Kit.....	8538	Rack & Pinion Seal Kit; W/Saginaw Rack & Pinion Gear.....	8576
		Stg. Gear Major Seal Kit.....	8513	Rack & Pinion Seal Kit; W/TRW Rack & Pinion Gear; W/Plastic Rack Bulkhead; ☆R.....	8610
		Stg. Gear Input Shaft Seal Kit.....	8553	Rack & Pinion Upper Pinion Bearing Kit; W/Saginaw Rack & Pinion Gear.....	8571
		Stg. Gear Complete Pitman Shaft Seal Kit.....	8765	Rack & Pinion Lower Pinion Bearing Kit; W/Saginaw Rack & Pinion Gear.....	8572
		Stg. Gear Lower Pitman Shaft Seal Kit.....	8516	Rack & Pinion Lower Pinion Bearing Kit; W/TRW Rack & Pinion Gear; ☆R.....	8579
HOSE NUMERICAL	INTREPID		1985-1984		
	1995		4-CYL. 2.2 L ENG.; 4-CYL. 2.6 L ENG.		
	V-6 3.3 L ENG. (CANADA); V-6 3.5 L ENG. (CANADA)		Pump Complete Rebuilding Kit.....		7910
		Pump Seal Kit.....	8624	Pump Seal Kit.....	7918
		Pump Drive Shaft Seal Kit.....	8709	Pump Drive Shaft Seal Kit.....	8709
		Rack & Pinion Seal Kit.....	8728	Rack & Pinion Seal Kit; W/Saginaw Rack & Pinion Gear.....	8576
				Rack & Pinion Seal Kit; W/TRW Rack & Pinion Gear; W/Plastic Rack Bulkhead; ☆R.....	8610
				Rack & Pinion Upper Pinion Bearing Kit; W/Saginaw Rack & Pinion Gear.....	8571
				Rack & Pinion Lower Pinion Bearing Kit; W/Saginaw Rack & Pinion Gear.....	8572
				Rack & Pinion Lower Pinion Bearing Kit; W/TRW Rack & Pinion Gear; ☆R.....	8579
REPAIR KITS	1994-1993		1985-1984		
	V-6 3.3 L ENG. (CANADA); V-6 3.5 L ENG. (CANADA)		4-CYL. 2.2 L ENG.; 4-CYL. 2.6 L ENG.		
		Pump Complete Rebuilding Kit.....	8561	Pump Complete Rebuilding Kit.....	7910
		Pump Seal Kit.....	8554	Pump Seal Kit.....	7918
		Pump Drive Shaft Seal Kit.....	8712	Pump Drive Shaft Seal Kit.....	8709
		Rack & Pinion Seal Kit.....	8728	Rack & Pinion Seal Kit; W/Saginaw Rack & Pinion Gear.....	8576
				Rack & Pinion Seal Kit; W/TRW Rack & Pinion Gear; W/Plastic Rack Bulkhead; ☆R.....	8610
				Rack & Pinion Upper Pinion Bearing Kit; W/Saginaw Rack & Pinion Gear.....	8571
				Rack & Pinion Lower Pinion Bearing Kit; W/Saginaw Rack & Pinion Gear.....	8572
				Rack & Pinion Lower Pinion Bearing Kit; W/TRW Rack & Pinion Gear; ☆R.....	8579
KIT NUMERICAL	LASER		1985-1984		
	1986		4-CYL. 2.2 L ENG.; 4-CYL. 2.6 L ENG.		
	4-CYL. 2.2 L ENG.; 4-CYL. 2.5 L ENG.		Pump Complete Rebuilding Kit.....		7910
		Pump Complete Rebuilding Kit.....	7910	Pump Seal Kit.....	7918
		Pump Seal Kit.....	7918	Pump Drive Shaft Seal Kit.....	8709
		Pump Drive Shaft Seal Kit.....	8709	Rack & Pinion Seal Kit; W/Saginaw Rack & Pinion Gear.....	8576
		Rack & Pinion Seal Kit.....	8576	Rack & Pinion Seal Kit; W/TRW Rack & Pinion Gear; W/Plastic Rack Bulkhead; ☆R.....	8610
		Rack & Pinion Upper Pinion Bearing Kit.....	8571	Rack & Pinion Upper Pinion Bearing Kit; W/Saginaw Rack & Pinion Gear.....	8571
		Rack & Pinion Lower Pinion Bearing Kit.....	8572	Rack & Pinion Lower Pinion Bearing Kit; W/Saginaw Rack & Pinion Gear.....	8572
				Rack & Pinion Lower Pinion Bearing Kit; W/TRW Rack & Pinion Gear; ☆R.....	8579
ILLUSTRATIONS	1985-1984		1985-1984		
	4-CYL. 2.2 L ENG.		4-CYL. 2.2 L ENG.; 4-CYL. 2.6 L ENG.		
		Pump Complete Rebuilding Kit.....	7910	Pump Complete Rebuilding Kit.....	7910
		Pump Seal Kit.....	7918	Pump Seal Kit.....	7918
		Pump Drive Shaft Seal Kit.....	8709	Pump Drive Shaft Seal Kit.....	8709
		Rack & Pinion Seal Kit.....	8576	Rack & Pinion Seal Kit; W/Saginaw Rack & Pinion Gear.....	8576
		Rack & Pinion Upper Pinion Bearing Kit.....	8571	Rack & Pinion Seal Kit; W/TRW Rack & Pinion Gear; W/Plastic Rack Bulkhead; ☆R.....	8610
		Rack & Pinion Lower Pinion Bearing Kit.....	8572	Rack & Pinion Upper Pinion Bearing Kit; W/Saginaw Rack & Pinion Gear.....	8571
				Rack & Pinion Lower Pinion Bearing Kit; W/Saginaw Rack & Pinion Gear.....	8572
				Rack & Pinion Lower Pinion Bearing Kit; W/TRW Rack & Pinion Gear; ☆R.....	8579

☆ See Pages A14 - A15 For Pump or Gear Identification.

⊛ Packaged one bushing per box, order as required.

Power Steering Repair Kits for Passenger Cars and Light Trucks

	Application	Kit No.	Application	Kit No.		
SYSTEM PUMP & GEAR IDENT.	CHRYSLER - Continued		CHRYSLER - Continued			
	NEW YORKER - Continued		NEW YORKER - Continued			
	1990		1983			
	V-6 3.3 L ENG.		4-CYL. 2.2 L ENG.; 4-CYL. 2.6 L ENG.			
		Pump Seal Kit.....	8632	Pump Complete Rebuilding Kit.....	7910	
		Rack & Pinion Seal Kit; W/Plastic Rack Bulkhead.....	8610	Pump Seal Kit.....	7918	
		Rack & Pinion Lower Pinion Bearing Kit.....	8579	Pump Drive Shaft Seal Kit.....	8709	
				Rack & Pinion Seal Kit; W/Saginaw Rack & Pinion Gear.....	8576	
				Rack & Pinion Upper Pinion Bearing Kit; W/Saginaw Rack & Pinion Gear.....	8571	
				Rack & Pinion Lower Pinion Bearing Kit; W/Saginaw Rack & Pinion Gear.....	8572	
SYSTEM & COMPONENT IDENT.	1989					
	V-6 3.0 L ENG.					
		Pump Complete Rebuilding Kit.....	7910	Rack & Pinion Lower Pinion Bearing Kit; W/TRW Rack & Pinion Gear; ☆R.....	8579	
		Pump Seal Kit.....	7918			
		Pump Drive Shaft Seal Kit.....	8709			
		Rack & Pinion Lower Pinion Bearing Kit.....	8579			
	PASS. CARS	1988		1982		
		4-CYL. 2.2 L ENG.; V-6 3.0 L ENG.		6-CYL. 3.7 L ENG.; V-8 5.2 L ENG.		
			Pump Complete Rebuilding Kit.....	7910	Pump Complete Rebuilding Kit.....	7910
			Pump Seal Kit.....	7918	Pump Seal Kit.....	7918
		Pump Drive Shaft Seal Kit.....	8709	Pump Drive Shaft Seal Kit.....	8709	
		Rack & Pinion Seal Kit.....	8610	Stg. Gear Complete Rebuilding Kit.....	8538	
		Rack & Pinion Lower Pinion Bearing Kit.....	8579	Stg. Gear Major Seal Kit.....	8513	
				Stg. Gear Input Shaft Seal Kit.....	8553	
				Stg. Gear Complete Pitman Shaft Seal Kit.....	8765	
				Stg. Gear Lower Pitman Shaft Seal Kit.....	8516	
LIGHT TRUCKS	1987					
	4-CYL. 2.2 L ENG.; 4-CYL. 2.5 L ENG.					
		Pump Complete Rebuilding Kit.....	7910	Control Valve Seal Kit.....	8518	
		Pump Seal Kit.....	7918			
		Pump Drive Shaft Seal Kit.....	8709			
		Rack & Pinion Seal Kit.....	8610			
		Rack & Pinion Lower Pinion Bearing Kit.....	8579			
	MEDIUM/HEAVY TRUCKS	1986		1981		
		4-CYL. 2.2 L ENG.; 4-CYL. 2.5 L ENG.		V-8 5.2 L ENG.		
			Pump Complete Rebuilding Kit.....	7910	Pump Complete Rebuilding Kit.....	7910
		Pump Seal Kit.....	7918	Pump Seal Kit.....	7918	
		Pump Drive Shaft Seal Kit.....	8709	Pump Drive Shaft Seal Kit.....	8709	
		Rack & Pinion Seal Kit; W/Saginaw Rack & Pinion Gear.....	8576	Stg. Gear Complete Rebuilding Kit.....	8538	
		Rack & Pinion Upper Pinion Bearing Kit; W/Saginaw Rack & Pinion Gear.....	8571	Stg. Gear Major Seal Kit.....	8513	
		Rack & Pinion Lower Pinion Bearing Kit; W/Saginaw Rack & Pinion Gear.....	8572	Stg. Gear Input Shaft Seal Kit.....	8553	
				Stg. Gear Complete Pitman Shaft Seal Kit.....	8765	
				Stg. Gear Lower Pitman Shaft Seal Kit.....	8516	
BUSES	1985		1980			
	4-CYL. 2.2 L ENG.; 4-CYL. 2.6 L ENG.		V-8 5.2 L ENG.; V-8 5.9 L ENG.			
		Pump Complete Rebuilding Kit.....	7910	Pump Complete Rebuilding Kit.....	7910	
		Pump Seal Kit.....	7918	Pump Seal Kit.....	7918	
		Pump Drive Shaft Seal Kit.....	8709	Pump Drive Shaft Seal Kit.....	8709	
		Rack & Pinion Seal Kit; W/Saginaw Rack & Pinion Gear.....	8576	Stg. Gear Complete Rebuilding Kit.....	8538	
		Rack & Pinion Upper Pinion Bearing Kit; W/Saginaw Rack & Pinion Gear.....	8571	Stg. Gear Major Seal Kit.....	8513	
		Rack & Pinion Lower Pinion Bearing Kit; W/Saginaw Rack & Pinion Gear.....	8572	Stg. Gear Input Shaft Seal Kit.....	8553	
				Stg. Gear Complete Pitman Shaft Seal Kit.....	8765	
				Stg. Gear Lower Pitman Shaft Seal Kit.....	8516	
HOSE NUMERICAL	1984		1979			
	4-CYL. 2.2 L ENG.		V-8 318 ENG.; V-8 360 ENG.			
		Pump Complete Rebuilding Kit.....	7910	Pump Complete Rebuilding Kit; W/Chrysler P.S. Pump; ☆D.....	7910	
		Pump Seal Kit.....	7918	Pump Complete Rebuilding Kit; W/Saginaw P.S. Pump; ☆B.....	8514	
		Pump Drive Shaft Seal Kit.....	8709	Pump Seal Kit; W/Chrysler P.S. Pump; ☆D.....	8507	
		Rack & Pinion Seal Kit; W/Saginaw Rack & Pinion Gear; W/O Turbo.....	8576	Pump Seal Kit; W/Saginaw P.S. Pump; ☆B.....	7918	
		Rack & Pinion Upper Pinion Bearing Kit; W/Saginaw Rack & Pinion Gear; W/O Turbo.....	8571	Pump Drive Shaft Seal Kit; W/Chrysler P.S. Pump; ☆D.....	8708	
		Rack & Pinion Lower Pinion Bearing Kit; W/Saginaw Rack & Pinion Gear; W/O Turbo.....	8572	Pump Drive Shaft Seal Kit; W/Saginaw P.S. Pump; ☆B.....	8709	
				Stg. Gear Complete Rebuilding Kit.....	8538	
				Stg. Gear Major Seal Kit.....	8513	
REPAIR KITS	1984		1978-1977			
	4-CYL. 2.2 L ENG.		V-8 360 ENG.; V-8 400 ENG.; V-8 440 ENG.			
		Pump Complete Rebuilding Kit.....	7910	Pump Complete Rebuilding Kit; W/Chrysler P.S. Pump; ☆D.....	7910	
		Pump Seal Kit.....	7918	Pump Complete Rebuilding Kit; W/Saginaw P.S. Pump; ☆B.....	8514	
		Pump Drive Shaft Seal Kit.....	8709	Pump Seal Kit; W/Chrysler P.S. Pump; ☆D.....	8507	
		Rack & Pinion Seal Kit; W/Saginaw Rack & Pinion Gear; W/O Turbo.....	8576	Pump Seal Kit; W/Saginaw P.S. Pump; ☆B.....	7918	
		Rack & Pinion Upper Pinion Bearing Kit; W/Saginaw Rack & Pinion Gear; W/O Turbo.....	8571	Pump Drive Shaft Seal Kit; W/Chrysler P.S. Pump; ☆D.....	8708	
		Rack & Pinion Lower Pinion Bearing Kit; W/Saginaw Rack & Pinion Gear; W/O Turbo.....	8572	Pump Drive Shaft Seal Kit; W/Saginaw P.S. Pump; ☆B.....	8709	
				Stg. Gear Complete Rebuilding Kit.....	8538	
				Stg. Gear Major Seal Kit.....	8513	
KIT NUMERICAL	1984		1978-1977			
	4-CYL. 2.6 L ENG.		V-8 360 ENG.; V-8 400 ENG.; V-8 440 ENG.			
		Pump Complete Rebuilding Kit.....	7910	Pump Complete Rebuilding Kit; W/Chrysler P.S. Pump; ☆D.....	7910	
		Pump Seal Kit.....	7918	Pump Complete Rebuilding Kit; W/Saginaw P.S. Pump; ☆B.....	8514	
		Pump Drive Shaft Seal Kit.....	8709	Pump Seal Kit; W/Chrysler P.S. Pump; ☆D.....	8507	
		Rack & Pinion Seal Kit; W/Saginaw Rack & Pinion Gear.....	8576	Pump Seal Kit; W/Saginaw P.S. Pump; ☆B.....	7918	
		Rack & Pinion Upper Pinion Bearing Kit; W/Saginaw Rack & Pinion Gear.....	8571	Pump Drive Shaft Seal Kit; W/Chrysler P.S. Pump; ☆D.....	8708	
		Rack & Pinion Lower Pinion Bearing Kit; W/Saginaw Rack & Pinion Gear.....	8572	Pump Drive Shaft Seal Kit; W/Saginaw P.S. Pump; ☆B.....	8709	
				Stg. Gear Complete Rebuilding Kit.....	8538	
				Stg. Gear Major Seal Kit.....	8513	
ILLUSTRATIONS	1984		1978-1977			
	4-CYL. 2.6 L ENG.		V-8 360 ENG.; V-8 400 ENG.; V-8 440 ENG.			
		Pump Complete Rebuilding Kit.....	7910	Pump Complete Rebuilding Kit; W/Chrysler P.S. Pump; ☆D.....	7910	
		Pump Seal Kit.....	7918	Pump Complete Rebuilding Kit; W/Saginaw P.S. Pump; ☆B.....	8514	
		Pump Drive Shaft Seal Kit.....	8709	Pump Seal Kit; W/Chrysler P.S. Pump; ☆D.....	8507	
		Rack & Pinion Seal Kit; W/Saginaw Rack & Pinion Gear.....	8576	Pump Seal Kit; W/Saginaw P.S. Pump; ☆B.....	7918	
		Rack & Pinion Upper Pinion Bearing Kit; W/Saginaw Rack & Pinion Gear.....	8571	Pump Drive Shaft Seal Kit; W/Chrysler P.S. Pump; ☆D.....	8708	
		Rack & Pinion Lower Pinion Bearing Kit; W/Saginaw Rack & Pinion Gear.....	8572	Pump Drive Shaft Seal Kit; W/Saginaw P.S. Pump; ☆B.....	8709	
				Stg. Gear Complete Rebuilding Kit.....	8538	
				Stg. Gear Major Seal Kit.....	8513	

☆ See Pages A14 - A15 For Pump or Gear Identification.

⊗ Packaged one bushing per box, order as required.

Power Steering Repair Kits for Passenger Cars and Light Trucks

Application	Kit No.	Application	Kit No.
CHRYSLER - Continued		CHRYSLER - Continued	
NEW YORKER - Continued		NEW YORKER - Continued	
1976-1975		1958 - Continued	
V-8 400 ENG.; V-8 440 ENG.		V-8 392 ENG. - Continued	
Pump Complete Rebuilding Kit; W/Chrysler P.S. Pump; ☆D.....	7910	Stg. Gear Complete Rebuilding Kit.....	8538
Pump Complete Rebuilding Kit; W/Saginaw P.S. Pump; ☆B.....	8514	Stg. Gear Major Seal Kit.....	8513
Pump Seal Kit; W/Chrysler P.S. Pump; ☆D.....	8507	Stg. Gear Input Shaft Seal Kit.....	8553
Pump Seal Kit; W/Saginaw P.S. Pump; ☆B.....	7918	Stg. Gear Complete Pitman Shaft Seal Kit.....	8765
Pump Drive Shaft Seal Kit; W/Chrysler P.S. Pump; ☆D.....	8708	Stg. Gear Lower Pitman Shaft Seal Kit.....	8516
Pump Drive Shaft Seal Kit; W/Saginaw P.S. Pump; ☆B.....	8709	Control Valve Seal Kit.....	8518
Stg. Gear Complete Rebuilding Kit.....	8538	1957	
Stg. Gear Major Seal Kit.....	8513	V-8 392 ENG.	
Stg. Gear Input Shaft Seal Kit.....	8553	Pump Complete Rebuilding Kit.....	7899
Stg. Gear Complete Pitman Shaft Seal Kit.....	8765	Pump Seal Kit.....	7897
Stg. Gear Lower Pitman Shaft Seal Kit.....	8516	Pump Drive Shaft Seal Kit.....	8710
Control Valve Seal Kit.....	8518	NEWPORT	
1974-1969		1981	
V-8 440 ENG.		6-CYL. 3.7 L ENG.; V-8 5.2 L ENG.	
Pump Complete Rebuilding Kit; W/Chrysler P.S. Pump; ☆D.....	7910	Pump Complete Rebuilding Kit.....	7910
Pump Complete Rebuilding Kit; W/Saginaw P.S. Pump; ☆B.....	8514	Pump Seal Kit.....	7918
Pump Seal Kit; W/Chrysler P.S. Pump; ☆D.....	8507	Pump Drive Shaft Seal Kit.....	8709
Pump Seal Kit; W/Saginaw P.S. Pump; ☆B.....	7918	Pump Drive Shaft Seal Kit.....	8709
Pump Drive Shaft Seal Kit; W/Chrysler P.S. Pump; ☆D.....	8708	Stg. Gear Complete Rebuilding Kit.....	8538
Pump Drive Shaft Seal Kit; W/Saginaw P.S. Pump; ☆B.....	8709	Stg. Gear Major Seal Kit.....	8513
Stg. Gear Complete Rebuilding Kit.....	8538	Stg. Gear Input Shaft Seal Kit.....	8553
Stg. Gear Major Seal Kit.....	8513	Stg. Gear Complete Pitman Shaft Seal Kit.....	8765
Stg. Gear Input Shaft Seal Kit.....	8553	Stg. Gear Lower Pitman Shaft Seal Kit.....	8516
Stg. Gear Complete Pitman Shaft Seal Kit.....	8765	Control Valve Seal Kit.....	8518
Stg. Gear Lower Pitman Shaft Seal Kit.....	8516	1980	
Control Valve Seal Kit.....	8518	6-CYL. 3.7 L ENG.; V-8 5.2 L ENG.; V-8 5.9 L ENG.	
1968		Pump Complete Rebuilding Kit.....	7910
V-8 440 ENG.		Pump Seal Kit.....	7918
Pump Complete Rebuilding Kit.....	7900	Pump Drive Shaft Seal Kit.....	8709
Pump Seal Kit.....	7898	Stg. Gear Complete Rebuilding Kit.....	8538
Stg. Gear Complete Rebuilding Kit.....	8538	Stg. Gear Major Seal Kit.....	8513
Stg. Gear Major Seal Kit.....	8513	Stg. Gear Input Shaft Seal Kit.....	8553
Stg. Gear Input Shaft Seal Kit.....	8553	Stg. Gear Complete Pitman Shaft Seal Kit.....	8765
Stg. Gear Complete Pitman Shaft Seal Kit.....	8765	Stg. Gear Lower Pitman Shaft Seal Kit.....	8516
Stg. Gear Lower Pitman Shaft Seal Kit.....	8516	Control Valve Seal Kit.....	8518
Control Valve Seal Kit.....	8518	1979	
1967-1966		6-CYL. 225 ENG.; V-8 318 ENG.; V-8 360 ENG.	
V-8 383 ENG.; V-8 440 ENG.		Pump Complete Rebuilding Kit; W/Chrysler P.S. Pump; ☆D.....	8514
Pump Complete Rebuilding Kit.....	7900	Pump Complete Rebuilding Kit; W/Saginaw P.S. Pump; ☆B.....	7910
Pump Seal Kit.....	7898	Pump Seal Kit; W/Chrysler P.S. Pump; ☆D.....	8507
Stg. Gear Complete Rebuilding Kit.....	8538	Pump Seal Kit; W/Saginaw P.S. Pump; ☆B.....	7918
Stg. Gear Major Seal Kit.....	8513	Pump Drive Shaft Seal Kit; W/Chrysler P.S. Pump; ☆D.....	8708
Stg. Gear Input Shaft Seal Kit.....	8553	Pump Drive Shaft Seal Kit; W/Saginaw P.S. Pump; ☆B.....	8709
Stg. Gear Complete Pitman Shaft Seal Kit.....	8765	Stg. Gear Complete Rebuilding Kit.....	8538
Stg. Gear Lower Pitman Shaft Seal Kit.....	8516	Stg. Gear Major Seal Kit.....	8513
Control Valve Seal Kit.....	8518	Stg. Gear Input Shaft Seal Kit.....	8553
1965-1961		Stg. Gear Complete Pitman Shaft Seal Kit.....	8765
V-8 413 ENG.		Stg. Gear Lower Pitman Shaft Seal Kit.....	8516
Pump Complete Rebuilding Kit.....	7900	Control Valve Seal Kit.....	8518
Pump Seal Kit.....	7898	1978-1974	
Stg. Gear Complete Rebuilding Kit.....	8538	V-8 360 ENG.; V-8 400 ENG.; V-8 440 ENG.	
Stg. Gear Major Seal Kit.....	8513	Pump Complete Rebuilding Kit; W/Chrysler P.S. Pump; ☆D.....	8514
Stg. Gear Input Shaft Seal Kit.....	8553	Pump Complete Rebuilding Kit; W/Saginaw P.S. Pump; ☆B.....	7910
Stg. Gear Complete Pitman Shaft Seal Kit.....	8765	Pump Seal Kit; W/Chrysler P.S. Pump; ☆D.....	8507
Stg. Gear Lower Pitman Shaft Seal Kit.....	8516	Pump Seal Kit; W/Saginaw P.S. Pump; ☆B.....	7918
Control Valve Seal Kit.....	8518	Pump Drive Shaft Seal Kit; W/Chrysler P.S. Pump; ☆D.....	8708
1960-1959		Pump Drive Shaft Seal Kit; W/Saginaw P.S. Pump; ☆B.....	8709
V-8 413 ENG.		Stg. Gear Complete Rebuilding Kit.....	8538
Pump Complete Rebuilding Kit.....	7899	Stg. Gear Major Seal Kit.....	8513
Pump Seal Kit.....	7897	Stg. Gear Input Shaft Seal Kit.....	8553
Pump Drive Shaft Seal Kit.....	8710	Stg. Gear Complete Pitman Shaft Seal Kit.....	8765
Stg. Gear Complete Rebuilding Kit.....	8538	Stg. Gear Lower Pitman Shaft Seal Kit.....	8516
Stg. Gear Major Seal Kit.....	8513	Control Valve Seal Kit.....	8518
Stg. Gear Input Shaft Seal Kit.....	8553	1973	
Stg. Gear Complete Pitman Shaft Seal Kit.....	8765	V-8 400 ENG.; V-8 440 ENG.	
Stg. Gear Lower Pitman Shaft Seal Kit.....	8516	Pump Complete Rebuilding Kit; W/Chrysler P.S. Pump; ☆D.....	8514
Control Valve Seal Kit.....	8518	Pump Complete Rebuilding Kit; W/Saginaw P.S. Pump; ☆B.....	7910
1958		Pump Seal Kit; W/Chrysler P.S. Pump; ☆D.....	8507
V-8 392 ENG.		Pump Seal Kit; W/Saginaw P.S. Pump; ☆B.....	7918
Pump Complete Rebuilding Kit.....	7899	Pump Drive Shaft Seal Kit; W/Chrysler P.S. Pump; ☆D.....	8708
Pump Seal Kit.....	7897	Pump Drive Shaft Seal Kit; W/Saginaw P.S. Pump; ☆B.....	8709
Pump Drive Shaft Seal Kit.....	8710	Stg. Gear Complete Rebuilding Kit.....	8538
1958		Stg. Gear Major Seal Kit.....	8513
V-8 392 ENG.		Stg. Gear Input Shaft Seal Kit.....	8553
Pump Complete Rebuilding Kit.....	7899	Stg. Gear Complete Pitman Shaft Seal Kit.....	8765
Pump Seal Kit.....	7897	Stg. Gear Lower Pitman Shaft Seal Kit.....	8516
Pump Drive Shaft Seal Kit.....	8710	Control Valve Seal Kit.....	8518

☆ See Pages A14 - A15 For Pump or Gear Identification.

⊙ Packaged one bushing per box, order as required.

SYSTEM
PUMP &
GEAR
IDENT.

SYSTEM &
COM-
PONENT
IDENT.

PASS.
CARS

LIGHT
TRUCKS

MEDIUM/
HEAVY
TRUCKS

BUSES

HOSE
NUMER-
ICAL

REPAIR
KITS

KIT
NUMER-
ICAL

ILLUSTRATIONS

Power Steering Repair Kits for Passenger Cars and Light Trucks

	Application	Kit No.	Application	Kit No.			
SYSTEM PUMP & GEAR IDENT.	CHRYSLER - Continued		CHRYSLER - Continued				
	NEWPORT - Continued		NEWPORT - Continued				
	1973 - Continued		1964-1961 - Continued				
	V-8 400 ENG.; V-8 440 ENG. - Continued		V-8 361 ENG. - Continued				
		Stg. Gear Input Shaft Seal Kit.....	8553	Stg. Gear Complete Pitman Shaft Seal Kit.....	8765		
		Stg. Gear Complete Pitman Shaft Seal Kit.....	8765	Stg. Gear Lower Pitman Shaft Seal Kit.....	8516		
		Stg. Gear Lower Pitman Shaft Seal Kit.....	8516	Control Valve Seal Kit.....	8518		
		Control Valve Seal Kit.....	8518				
	SYSTEM & COMPONENT IDENT.	1972		SARATOGA			
		V-8 360 ENG.; V-8 400 ENG.; V-8 440 ENG.		1960-1959			
			Pump Complete Rebuilding Kit; W/Chrysler P.S. Pump; ☆D.....	8514	V-8 383 ENG.		
			Pump Complete Rebuilding Kit; W/Saginaw P.S. Pump; ☆B.....	7910	Pump Complete Rebuilding Kit.....	7899	
			Pump Seal Kit; W/Chrysler P.S. Pump; ☆D.....	8507	Pump Seal Kit.....	7897	
		PASS. CARS		Pump Seal Kit; W/Saginaw P.S. Pump; ☆B.....	7918	Pump Drive Shaft Seal Kit.....	8710
				Pump Drive Shaft Seal Kit; W/Chrysler P.S. Pump; ☆D.....	8708	Stg. Gear Complete Rebuilding Kit.....	8538
			Pump Drive Shaft Seal Kit; W/Saginaw P.S. Pump; ☆B.....	8709	Stg. Gear Major Seal Kit.....	8513	
			Stg. Gear Complete Rebuilding Kit.....	8538	Stg. Gear Input Shaft Seal Kit.....	8553	
			Stg. Gear Major Seal Kit.....	8513	Stg. Gear Complete Pitman Shaft Seal Kit.....	8765	
			Stg. Gear Input Shaft Seal Kit.....	8553	Stg. Gear Lower Pitman Shaft Seal Kit.....	8516	
			Stg. Gear Complete Pitman Shaft Seal Kit.....	8765	Control Valve Seal Kit.....	8518	
			Stg. Gear Lower Pitman Shaft Seal Kit.....	8516			
			Control Valve Seal Kit.....	8518	1958		
LIGHT TRUCKS			1971		V-8 354 ENG.		
	V-8 360 ENG.; V-8 383 ENG.; V-8 440 ENG.		Pump Complete Rebuilding Kit.....		7899		
			Pump Complete Rebuilding Kit; W/Chrysler P.S. Pump; ☆D.....	8514	Pump Seal Kit.....	7897	
			Pump Complete Rebuilding Kit; W/Saginaw P.S. Pump; ☆B.....	7910	Pump Drive Shaft Seal Kit.....	8710	
			Pump Seal Kit; W/Chrysler P.S. Pump; ☆D.....	8507	Stg. Gear Complete Rebuilding Kit.....	8538	
	MEDIUM/HEAVY TRUCKS			Pump Seal Kit; W/Saginaw P.S. Pump; ☆B.....	7918	Stg. Gear Major Seal Kit.....	8513
			Pump Drive Shaft Seal Kit; W/Chrysler P.S. Pump; ☆D.....	8708	Stg. Gear Input Shaft Seal Kit.....	8553	
			Pump Drive Shaft Seal Kit; W/Saginaw P.S. Pump; ☆B.....	8709	Stg. Gear Complete Pitman Shaft Seal Kit.....	8765	
			Stg. Gear Complete Rebuilding Kit.....	8538	Stg. Gear Lower Pitman Shaft Seal Kit.....	8516	
			Stg. Gear Major Seal Kit.....	8513	Control Valve Seal Kit.....	8518	
			Stg. Gear Input Shaft Seal Kit.....	8553			
			Stg. Gear Complete Pitman Shaft Seal Kit.....	8765	1957		
			Stg. Gear Lower Pitman Shaft Seal Kit.....	8516	V-8 354 ENG.		
			Control Valve Seal Kit.....	8518	Pump Complete Rebuilding Kit.....	7899	
		BUSES	1970-1969		Pump Seal Kit.....		7897
V-8 383 ENG.; V-8 440 ENG.			Pump Drive Shaft Seal Kit.....		8710		
			Pump Complete Rebuilding Kit; W/Chrysler P.S. Pump; ☆D.....	8514	Stg. Gear Complete Rebuilding Kit.....	8538	
			Pump Complete Rebuilding Kit; W/Saginaw P.S. Pump; ☆B.....	7910	Stg. Gear Major Seal Kit.....	8513	
			Pump Seal Kit; W/Chrysler P.S. Pump; ☆D.....	8507	Stg. Gear Input Shaft Seal Kit.....	8553	
HOSE NUMERICAL				Pump Seal Kit; W/Saginaw P.S. Pump; ☆B.....	7918	Stg. Gear Complete Pitman Shaft Seal Kit.....	8765
			Pump Drive Shaft Seal Kit; W/Chrysler P.S. Pump; ☆D.....	8708	Stg. Gear Lower Pitman Shaft Seal Kit.....	8516	
			Pump Drive Shaft Seal Kit; W/Saginaw P.S. Pump; ☆B.....	8709	Control Valve Seal Kit.....	8518	
			Stg. Gear Complete Rebuilding Kit.....	8538			
			Stg. Gear Major Seal Kit.....	8513	SEBRING		
			Stg. Gear Input Shaft Seal Kit.....	8553	1995		
			Stg. Gear Complete Pitman Shaft Seal Kit.....	8765	4-CYL. 2.0 L ENG.		
			Stg. Gear Lower Pitman Shaft Seal Kit.....	8516	Pump Seal Kit.....	8798	
			Control Valve Seal Kit.....	8518	Rack & Pinion Seal Kit.....	8870	
	REPAIR KITS		1968-1966		V-6 2.5 L ENG.		
		V-8 383 ENG.; V-8 440 ENG.		Pump Seal Kit.....		8824	
			Pump Complete Rebuilding Kit.....	7900	Rack & Pinion Seal Kit.....	8870	
			Pump Seal Kit.....	7898			
			Stg. Gear Complete Rebuilding Kit.....	8538	TC MASERATI		
		KIT NUMERICAL		Stg. Gear Major Seal Kit.....	8513	1991	
			Stg. Gear Input Shaft Seal Kit.....	8553	V-6 3.0 L ENG.		
			Stg. Gear Complete Pitman Shaft Seal Kit.....	8765	Pump Complete Rebuilding Kit.....	7910	
			Stg. Gear Lower Pitman Shaft Seal Kit.....	8516	Pump Seal Kit.....	7918	
			Control Valve Seal Kit.....	8518	Pump Drive Shaft Seal Kit.....	8709	
ILLUSTRATIONS			1964-1961		Rack & Pinion Seal Kit; W/Plastic Rack Bulkhead.....		8610
			V-8 361 ENG.		1990		
				Pump Complete Rebuilding Kit.....	7900	4-CYL. 2.2 L ENG.	
				Pump Seal Kit.....	7898	Pump Seal Kit.....	8632
				Stg. Gear Complete Rebuilding Kit.....	8538	Rack & Pinion Seal Kit; W/Plastic Rack Bulkhead.....	8610
			Stg. Gear Major Seal Kit.....	8513			
			Stg. Gear Input Shaft Seal Kit.....	8553	V-6 3.0 L ENG.		
			Stg. Gear Complete Pitman Shaft Seal Kit.....	8765	Pump Complete Rebuilding Kit.....	7910	
			Stg. Gear Lower Pitman Shaft Seal Kit.....	8516	Pump Seal Kit.....	7918	
			Control Valve Seal Kit.....	8518	Pump Drive Shaft Seal Kit.....	8709	
				Rack & Pinion Seal Kit; W/Plastic Rack Bulkhead.....	8610		
				1989			
				4-CYL. 2.2 L ENG.			
				Pump Seal Kit.....	8632		
			Rack & Pinion Seal Kit; W/Plastic Rack Bulkhead.....	8610			
			TOWN & COUNTRY				
			1988-1987				
			4-CYL. 2.2 L ENG.; 4-CYL. 2.5 L ENG.				
			Pump Complete Rebuilding Kit.....	7910			
			Pump Seal Kit.....	7918			
			Pump Drive Shaft Seal Kit.....	8709			
			Rack & Pinion Seal Kit; W/Plastic Rack Bulkhead.....	8610			
			Rack & Pinion Lower Pinion Bearing Kit.....	8579			

☆ See Pages A14 - A15 For Pump or Gear Identification.

⊗ Packaged one bushing per box, order as required.

Power Steering Repair Kits for Passenger Cars and Light Trucks

Application	Kit No.	Application	Kit No.
CHRYSLER - Continued		CHRYSLER - Continued	
TOWN & COUNTRY - Continued		TOWN & COUNTRY - Continued	
1986		1974-1973 - Continued	
4-CYL. 2.2 L ENG.; 4-CYL. 2.5 L ENG.		V-8 440 ENG. - Continued	
Pump Complete Rebuilding Kit.....	7910	Pump Seal Kit; W/Chrysler P.S. Pump; ☆D.....	8507
Pump Seal Kit.....	7918	Pump Seal Kit; W/Saginaw P.S. Pump; ☆B.....	7918
Pump Drive Shaft Seal Kit.....	8709	Pump Drive Shaft Seal Kit; W/Chrysler P.S. Pump; ☆D.....	8708
Rack & Pinion Seal Kit; W/Saginaw Stg. Gear; ☆N.....	8576	Pump Drive Shaft Seal Kit; W/Saginaw P.S. Pump; ☆B.....	8709
Rack & Pinion Seal Kit; W/TRW Stg. Gear; ☆R.....	8610	Stg. Gear Complete Rebuilding Kit.....	8538
Rack & Pinion Upper Pinion Bearing Kit; W/Saginaw Stg. Gear; ☆N.....	8571	Stg. Gear Major Seal Kit.....	8513
Rack & Pinion Lower Pinion Bearing Kit; W/Saginaw Stg. Gear; ☆N.....	8572	Stg. Gear Input Shaft Seal Kit.....	8553
Rack & Pinion Lower Pinion Bearing Kit; W/TRW Stg. Gear; ☆R.....	8579	Stg. Gear Complete Pitman Shaft Seal Kit.....	8765
		Stg. Gear Lower Pitman Shaft Seal Kit.....	8516
		Control Valve Seal Kit.....	8518
1985-1984		1972	
4-CYL. 2.2 L ENG.; 4-CYL. 2.6 L ENG.		V-8 400 ENG.; V-8 440 ENG.	
Pump Complete Rebuilding Kit.....	7910	Pump Complete Rebuilding Kit; W/Chrysler P.S. Pump; ☆D.....	8514
Pump Seal Kit.....	7918	Pump Complete Rebuilding Kit; W/Saginaw P.S. Pump; ☆B.....	7910
Pump Drive Shaft Seal Kit.....	8709	Pump Seal Kit; W/Chrysler P.S. Pump; ☆D.....	8507
Rack & Pinion Seal Kit; W/Saginaw Rack & Pinion Gear.....	8576	Pump Seal Kit; W/Saginaw P.S. Pump; ☆B.....	7918
Rack & Pinion Upper Pinion Bearing Kit; W/Saginaw Rack & Pinion Gear.....	8571	Pump Drive Shaft Seal Kit; W/Chrysler P.S. Pump; ☆D.....	8708
Rack & Pinion Lower Pinion Bearing Kit; W/Saginaw Rack & Pinion Gear.....	8572	Pump Drive Shaft Seal Kit; W/Saginaw P.S. Pump; ☆B.....	8709
Rack & Pinion Lower Pinion Bearing Kit; W/TRW Rack & Pinion Gear; ☆R.....	8579	Stg. Gear Complete Rebuilding Kit.....	8538
		Stg. Gear Major Seal Kit.....	8513
		Stg. Gear Input Shaft Seal Kit.....	8553
		Stg. Gear Complete Pitman Shaft Seal Kit.....	8765
		Stg. Gear Lower Pitman Shaft Seal Kit.....	8516
		Control Valve Seal Kit.....	8518
1983-1982		1971	
4-CYL. 2.2 L ENG.; 4-CYL. 2.6 L ENG.		V-8 383 ENG.; V-8 440 ENG.	
Pump Complete Rebuilding Kit.....	7910	Pump Complete Rebuilding Kit; W/Chrysler P.S. Pump; ☆D.....	8514
Pump Seal Kit.....	7918	Pump Complete Rebuilding Kit; W/Saginaw P.S. Pump; ☆B.....	7910
Pump Drive Shaft Seal Kit.....	8709	Pump Seal Kit; W/Chrysler P.S. Pump; ☆D.....	8507
Rack & Pinion Seal Kit; W/Saginaw Stg. Gear; ☆N.....	8576	Pump Seal Kit; W/Saginaw P.S. Pump; ☆B.....	7918
Rack & Pinion Upper Pinion Bearing Kit; W/Saginaw Stg. Gear; ☆N.....	8571	Pump Drive Shaft Seal Kit; W/Chrysler P.S. Pump; ☆D.....	8708
Rack & Pinion Lower Pinion Bearing Kit; W/Saginaw Stg. Gear; ☆N.....	8572	Pump Drive Shaft Seal Kit; W/Saginaw P.S. Pump; ☆B.....	8709
Rack & Pinion Lower Pinion Bearing Kit; W/TRW Stg. Gear; ☆R.....	8579	Stg. Gear Complete Rebuilding Kit.....	8538
		Stg. Gear Major Seal Kit.....	8513
		Stg. Gear Input Shaft Seal Kit.....	8553
		Stg. Gear Complete Pitman Shaft Seal Kit.....	8765
		Stg. Gear Lower Pitman Shaft Seal Kit.....	8516
		Control Valve Seal Kit.....	8518
1981-1980		TOWN & COUNTRY VAN	
6-CYL. 3.7 L ENG.; V-8 5.2 L ENG.		1995-1994	
Pump Complete Rebuilding Kit.....	7910	V-6 3.8 L ENG.	
Pump Seal Kit.....	7918	Pump Complete Rebuilding Kit.....	7910
Pump Drive Shaft Seal Kit.....	8709	Pump Seal Kit.....	7918
Stg. Gear Complete Rebuilding Kit.....	8538	Pump Drive Shaft Seal Kit.....	8709
Stg. Gear Major Seal Kit.....	8513	Rack & Pinion Seal Kit; W/Plastic Rack Bulkhead.....	8610
Stg. Gear Input Shaft Seal Kit.....	8553	Rack & Pinion Lower Pinion Bearing Kit.....	8579
Stg. Gear Complete Pitman Shaft Seal Kit.....	8765		
Stg. Gear Lower Pitman Shaft Seal Kit.....	8516		
Control Valve Seal Kit.....	8518		
1979-1978		1993-1991	
6-CYL. 225 ENG.; V-8 318 ENG.; V-8 360 ENG.		V-6 3.3 L ENG.	
Pump Complete Rebuilding Kit; W/Chrysler P.S. Pump; ☆D.....	8514	Pump Complete Rebuilding Kit.....	7910
Pump Complete Rebuilding Kit; W/Saginaw P.S. Pump; ☆B.....	7910	Pump Seal Kit.....	7918
Pump Seal Kit; W/Chrysler P.S. Pump; ☆D.....	8507	Pump Drive Shaft Seal Kit.....	8709
Pump Seal Kit; W/Saginaw P.S. Pump; ☆B.....	7918	Rack & Pinion Seal Kit; W/Plastic Rack Bulkhead.....	8610
Pump Drive Shaft Seal Kit; W/Chrysler P.S. Pump; ☆D.....	8708	Rack & Pinion Lower Pinion Bearing Kit.....	8579
Pump Drive Shaft Seal Kit; W/Saginaw P.S. Pump; ☆B.....	8709		
Stg. Gear Complete Rebuilding Kit.....	8538		
Stg. Gear Major Seal Kit.....	8513		
Stg. Gear Input Shaft Seal Kit.....	8553		
Stg. Gear Complete Pitman Shaft Seal Kit.....	8765		
Stg. Gear Lower Pitman Shaft Seal Kit.....	8516		
Control Valve Seal Kit.....	8518		
1977-1975		1990	
V-8 400 ENG.; V-8 440 ENG.		V-6 3.0 L ENG.; V-6 3.3 L ENG.	
Pump Complete Rebuilding Kit; W/Chrysler P.S. Pump; ☆D.....	8514	Pump Complete Rebuilding Kit.....	7910
Pump Complete Rebuilding Kit; W/Saginaw P.S. Pump; ☆B.....	7910	Pump Seal Kit.....	7918
Pump Seal Kit; W/Chrysler P.S. Pump; ☆D.....	8507	Pump Drive Shaft Seal Kit.....	8709
Pump Seal Kit; W/Saginaw P.S. Pump; ☆B.....	7918	Rack & Pinion Seal Kit; W/Plastic Rack Bulkhead.....	8610
Pump Drive Shaft Seal Kit; W/Chrysler P.S. Pump; ☆D.....	8708	Rack & Pinion Lower Pinion Bearing Kit.....	8579
Pump Drive Shaft Seal Kit; W/Saginaw P.S. Pump; ☆B.....	8709		
Stg. Gear Complete Rebuilding Kit.....	8538		
Stg. Gear Major Seal Kit.....	8513		
Stg. Gear Input Shaft Seal Kit.....	8553		
Stg. Gear Complete Pitman Shaft Seal Kit.....	8765		
Stg. Gear Lower Pitman Shaft Seal Kit.....	8516		
Control Valve Seal Kit.....	8518		
1974-1973		WINDSOR	
V-8 440 ENG.		1961	
Pump Complete Rebuilding Kit; W/Chrysler P.S. Pump; ☆D.....	8514	V-8 383 ENG.	
Pump Complete Rebuilding Kit; W/Saginaw P.S. Pump; ☆B.....	7910	Pump Complete Rebuilding Kit.....	7900
		Pump Seal Kit.....	7898
		Stg. Gear Complete Rebuilding Kit.....	8538
		Stg. Gear Major Seal Kit.....	8513
		Stg. Gear Input Shaft Seal Kit.....	8553
		Stg. Gear Complete Pitman Shaft Seal Kit.....	8765
		Stg. Gear Lower Pitman Shaft Seal Kit.....	8516
		Control Valve Seal Kit.....	8518

☆ See Pages A14 - A15 For Pump or Gear Identification.

⊛ Packaged one bushing per box, order as required.

SYSTEM
PUMP &
GEAR
IDENT.

SYSTEM &
COM-
PONENT
IDENT.

PASS.
CARS

LIGHT
TRUCKS

MEDIUM/
HEAVY
TRUCKS

BUSES

HOSE
NUMER-
ICAL

REPAIR
KITS

KIT
NUMER-
ICAL

ILLUSTRATIONS

Power Steering Repair Kits for Passenger Cars and Light Trucks

	Application	Kit No.	Application	Kit No.		
SYSTEM PUMP & GEAR IDENT.	CHRYSLER - Continued		CHRYSLER - Continued			
	WINDSOR - Continued		300 - Continued			
	1960-1959		1961			
	V-8 383 ENG.		V-8 413 ENG.			
		Pump Complete Rebuilding Kit.....	7899	Pump Complete Rebuilding Kit.....	7900	
		Pump Seal Kit.....	7897	Pump Seal Kit.....	7898	
		Pump Drive Shaft Seal Kit.....	8710	Stg. Gear Complete Rebuilding Kit.....	8538	
		Stg. Gear Complete Rebuilding Kit.....	8538	Stg. Gear Major Seal Kit.....	8513	
		Stg. Gear Major Seal Kit.....	8513	Stg. Gear Input Shaft Seal Kit.....	8553	
		Stg. Gear Input Shaft Seal Kit.....	8553	Stg. Gear Complete Pitman Shaft Seal Kit.....	8765	
SYSTEM & COMPONENT IDENT.		Stg. Gear Complete Pitman Shaft Seal Kit.....	8765	Stg. Gear Lower Pitman Shaft Seal Kit.....	8516	
		Stg. Gear Lower Pitman Shaft Seal Kit.....	8516	Control Valve Seal Kit.....	8518	
		Control Valve Seal Kit.....	8518	1960-1959		
	1958		V-8 413 ENG.			
	V-8 354 ENG.		Pump Complete Rebuilding Kit.....		7899	
		Pump Seal Kit.....	7897	Pump Seal Kit.....	7897	
		Pump Drive Shaft Seal Kit.....	8710	Pump Drive Shaft Seal Kit.....	8710	
		Stg. Gear Complete Rebuilding Kit.....	8538	Stg. Gear Complete Rebuilding Kit.....	8538	
		Stg. Gear Major Seal Kit.....	8513	Stg. Gear Major Seal Kit.....	8513	
		Stg. Gear Input Shaft Seal Kit.....	8553	Stg. Gear Input Shaft Seal Kit.....	8553	
PASS. CARS		Stg. Gear Complete Pitman Shaft Seal Kit.....	8765	Stg. Gear Complete Pitman Shaft Seal Kit.....	8765	
		Stg. Gear Lower Pitman Shaft Seal Kit.....	8516	Stg. Gear Lower Pitman Shaft Seal Kit.....	8516	
		Control Valve Seal Kit.....	8518	Control Valve Seal Kit.....	8518	
	1957		V-8 392 ENG.			
	V-8 354 ENG.		Pump Complete Rebuilding Kit.....		7899	
		Pump Seal Kit.....	7897	Pump Seal Kit.....	7897	
		Pump Drive Shaft Seal Kit.....	8710	Pump Drive Shaft Seal Kit.....	8710	
		Stg. Gear Complete Rebuilding Kit.....	8538	Stg. Gear Complete Rebuilding Kit.....	8538	
		Stg. Gear Major Seal Kit.....	8513	Stg. Gear Major Seal Kit.....	8513	
		Stg. Gear Input Shaft Seal Kit.....	8553	Stg. Gear Input Shaft Seal Kit.....	8553	
LIGHT TRUCKS		Stg. Gear Complete Pitman Shaft Seal Kit.....	8765	Stg. Gear Complete Pitman Shaft Seal Kit.....	8765	
		Stg. Gear Lower Pitman Shaft Seal Kit.....	8516	Stg. Gear Lower Pitman Shaft Seal Kit.....	8516	
		Control Valve Seal Kit.....	8518	Control Valve Seal Kit.....	8518	
	1957		V-8 392 ENG.			
	V-8 354 ENG.		Pump Complete Rebuilding Kit.....		7899	
		Pump Seal Kit.....	7897	Pump Seal Kit.....	7897	
		Pump Drive Shaft Seal Kit.....	8710	Pump Drive Shaft Seal Kit.....	8710	
		Stg. Gear Complete Rebuilding Kit.....	8538	Stg. Gear Complete Rebuilding Kit.....	8538	
		Stg. Gear Major Seal Kit.....	8513	Stg. Gear Major Seal Kit.....	8513	
		Stg. Gear Input Shaft Seal Kit.....	8553	Stg. Gear Input Shaft Seal Kit.....	8553	
MEDIUM/HEAVY TRUCKS		Stg. Gear Complete Pitman Shaft Seal Kit.....	8765	Stg. Gear Complete Pitman Shaft Seal Kit.....	8765	
		Stg. Gear Lower Pitman Shaft Seal Kit.....	8516	Stg. Gear Lower Pitman Shaft Seal Kit.....	8516	
		Control Valve Seal Kit.....	8518	Control Valve Seal Kit.....	8518	
	1957		V-8 392 ENG.			
	V-8 354 ENG.		Pump Complete Rebuilding Kit.....		7899	
		Pump Seal Kit.....	7897	Pump Seal Kit.....	7897	
		Pump Drive Shaft Seal Kit.....	8710	Pump Drive Shaft Seal Kit.....	8710	
		Stg. Gear Complete Rebuilding Kit.....	8538	Stg. Gear Complete Rebuilding Kit.....	8538	
		Stg. Gear Major Seal Kit.....	8513	Stg. Gear Major Seal Kit.....	8513	
		Stg. Gear Input Shaft Seal Kit.....	8553	Stg. Gear Input Shaft Seal Kit.....	8553	
BUSES		Stg. Gear Complete Pitman Shaft Seal Kit.....	8765	Stg. Gear Complete Pitman Shaft Seal Kit.....	8765	
		Stg. Gear Lower Pitman Shaft Seal Kit.....	8516	Stg. Gear Lower Pitman Shaft Seal Kit.....	8516	
		Control Valve Seal Kit.....	8518	Control Valve Seal Kit.....	8518	
	1957		V-8 392 ENG.			
	V-8 354 ENG.		Pump Complete Rebuilding Kit.....		7899	
		Pump Seal Kit.....	7897	Pump Seal Kit.....	7897	
		Pump Drive Shaft Seal Kit.....	8710	Pump Drive Shaft Seal Kit.....	8710	
		Stg. Gear Complete Rebuilding Kit.....	8538	Stg. Gear Complete Rebuilding Kit.....	8538	
		Stg. Gear Major Seal Kit.....	8513	Stg. Gear Major Seal Kit.....	8513	
		Stg. Gear Input Shaft Seal Kit.....	8553	Stg. Gear Input Shaft Seal Kit.....	8553	
HOSE NUMERICAL		Stg. Gear Complete Pitman Shaft Seal Kit.....	8765	Stg. Gear Complete Pitman Shaft Seal Kit.....	8765	
		Stg. Gear Lower Pitman Shaft Seal Kit.....	8516	Stg. Gear Lower Pitman Shaft Seal Kit.....	8516	
		Control Valve Seal Kit.....	8518	Control Valve Seal Kit.....	8518	
	1968-1967		DESOTO ADVENTURER			
	V-8 440 ENG.		1960-1959			
	V-8 440 ENG.		V-8 383 ENG.			
		Pump Complete Rebuilding Kit.....	7900	Pump Complete Rebuilding Kit; W/4 5/8" Dia. Reservoir.....	7899	
		Pump Seal Kit.....	7898	Pump Complete Rebuilding Kit; W/5 1/8" Dia. Reservoir.....	7900	
		Stg. Gear Complete Rebuilding Kit.....	8538	Pump Seal Kit; W/4 5/8" Dia. Reservoir.....	7897	
		Stg. Gear Major Seal Kit.....	8513	Pump Seal Kit; W/5 1/8" Dia. Reservoir.....	7898	
	Stg. Gear Input Shaft Seal Kit.....	8553	Pump Drive Shaft Seal Kit; W/4 5/8" Dia. Reservoir.....	8710		
REPAIR KITS		Stg. Gear Complete Pitman Shaft Seal Kit.....	8765	1958		
		Stg. Gear Lower Pitman Shaft Seal Kit.....	8516	V-8 361 ENG.		
		Control Valve Seal Kit.....	8518	Pump Complete Rebuilding Kit; W/4 5/8" Dia. Reservoir.....		7899
	1966		Pump Complete Rebuilding Kit; W/5 1/8" Dia. Reservoir.....		7900	
	V-8 383 ENG.; V-8 440 ENG.		Pump Seal Kit; W/4 5/8" Dia. Reservoir.....		7897	
		Pump Complete Rebuilding Kit.....	7900	Pump Seal Kit; W/5 1/8" Dia. Reservoir.....	7898	
		Pump Seal Kit.....	7898	Pump Drive Shaft Seal Kit; W/4 5/8" Dia. Reservoir.....	8710	
		Stg. Gear Complete Rebuilding Kit.....	8538	DESOTO		
		Stg. Gear Major Seal Kit.....	8513	1961		
		Stg. Gear Input Shaft Seal Kit.....	8553	V-8 361 ENG.		
KIT NUMERICAL		Stg. Gear Complete Pitman Shaft Seal Kit.....	8765	Pump Complete Rebuilding Kit; W/4 5/8" Dia. Reservoir.....		7899
		Stg. Gear Lower Pitman Shaft Seal Kit.....	8516	Pump Complete Rebuilding Kit; W/5 1/8" Dia. Reservoir.....		7900
		Control Valve Seal Kit.....	8518	Pump Seal Kit; W/4 5/8" Dia. Reservoir.....		7897
	1965-1962		Pump Seal Kit; W/5 1/8" Dia. Reservoir.....		7898	
	V-8 383 ENG.; V-8 413 ENG.		Pump Drive Shaft Seal Kit; W/4 5/8" Dia. Reservoir.....		8710	
		Pump Complete Rebuilding Kit.....	7900	FIREDOM		
		Pump Seal Kit.....	7898	1959		
		Stg. Gear Complete Rebuilding Kit.....	8538	V-8 383 ENG.		
		Stg. Gear Major Seal Kit.....	8513	Pump Complete Rebuilding Kit; W/4 5/8" Dia. Reservoir.....		7899
		Stg. Gear Input Shaft Seal Kit.....	8553	Pump Complete Rebuilding Kit; W/5 1/8" Dia. Reservoir.....		7900
ILLUSTRATIONS		Stg. Gear Complete Pitman Shaft Seal Kit.....	8765	Pump Seal Kit; W/4 5/8" Dia. Reservoir.....		7897
		Stg. Gear Lower Pitman Shaft Seal Kit.....	8516	Pump Seal Kit; W/5 1/8" Dia. Reservoir.....		7898
		Control Valve Seal Kit.....	8518	Pump Drive Shaft Seal Kit; W/4 5/8" Dia. Reservoir.....		8710

☆ See Pages A14 - A15 For Pump or Gear Identification.

⊛ Packaged one bushing per box, order as required.

Power Steering Repair Kits for Passenger Cars and Light Trucks

Application	Kit No.	Application	Kit No.
DESOTO - Continued		DODGE - Continued	
FIREHOME - Continued		A SERIES VAN - Continued	
1958		1964	
V-8 361 ENG.		6-CYL. 170 ENG.; 6-CYL. 225 ENG.	
Pump Complete Rebuilding Kit; W/4 5/8" Dia. Reservoir.....	7899	Pump Complete Rebuilding Kit.....	7910
Pump Complete Rebuilding Kit; W/5 1/8" Dia. Reservoir.....	7900	Pump Seal Kit.....	7918
Pump Seal Kit; W/4 5/8" Dia. Reservoir.....	7897	Pump Drive Shaft Seal Kit.....	8709
Pump Seal Kit; W/5 1/8" Dia. Reservoir.....	7898		
Pump Drive Shaft Seal Kit; W/4 5/8" Dia. Reservoir.....	8710		
FIREFLITE		ARIES	
1960		1987	
V-8 361 ENG.		4-CYL. 2.2 L ENG.; 4-CYL. 2.5 L ENG.	
Pump Complete Rebuilding Kit; W/4 5/8" Dia. Reservoir.....	7899	Pump Complete Rebuilding Kit.....	7910
Pump Complete Rebuilding Kit; W/5 1/8" Dia. Reservoir.....	7900	Pump Seal Kit.....	7918
Pump Seal Kit; W/4 5/8" Dia. Reservoir.....	7897	Pump Drive Shaft Seal Kit.....	8709
Pump Seal Kit; W/5 1/8" Dia. Reservoir.....	7898	Rack & Pinion Seal Kit; W/Saginaw Rack & Pinion Gear.....	8576
Pump Drive Shaft Seal Kit; W/4 5/8" Dia. Reservoir.....	8710	Rack & Pinion Seal Kit; W/TRW Rack & Pinion Gear; ☆R.....	8610
		Rack & Pinion Upper Pinion Bearing Kit; W/Saginaw Rack & Pinion Gear.....	8571
		Rack & Pinion Lower Pinion Bearing Kit; W/Saginaw Rack & Pinion Gear.....	8572
		Rack & Pinion Lower Pinion Bearing Kit; W/TRW Rack & Pinion Gear; ☆R.....	8579
1959		1986	
V-8 383 ENG.		4-CYL. 2.2 L ENG.; 4-CYL. 2.5 L ENG.	
Pump Complete Rebuilding Kit; W/4 5/8" Dia. Reservoir.....	7899	Pump Complete Rebuilding Kit.....	7910
Pump Complete Rebuilding Kit; W/5 1/8" Dia. Reservoir.....	7900	Pump Seal Kit.....	7918
Pump Seal Kit; W/4 5/8" Dia. Reservoir.....	7897	Pump Drive Shaft Seal Kit.....	8709
Pump Seal Kit; W/5 1/8" Dia. Reservoir.....	7898	Rack & Pinion Seal Kit; W/Saginaw Rack & Pinion Gear.....	8576
Pump Drive Shaft Seal Kit; W/4 5/8" Dia. Reservoir.....	8710	Rack & Pinion Seal Kit; W/TRW Rack & Pinion Gear; W/Plastic Rack Bulkhead; ☆R.....	8610
		Rack & Pinion Upper Pinion Bearing Kit; W/Saginaw Rack & Pinion Gear.....	8571
		Rack & Pinion Lower Pinion Bearing Kit; W/Saginaw Rack & Pinion Gear.....	8572
		Rack & Pinion Lower Pinion Bearing Kit; W/TRW Rack & Pinion Gear; ☆R.....	8579
1958		1985-1984	
V-8 361 ENG.		4-CYL. 2.2 L ENG.; 4-CYL. 2.6 L ENG.	
Pump Complete Rebuilding Kit; W/4 5/8" Dia. Reservoir.....	7899	Pump Complete Rebuilding Kit.....	7910
Pump Complete Rebuilding Kit; W/5 1/8" Dia. Reservoir.....	7900	Pump Seal Kit.....	7918
Pump Seal Kit; W/4 5/8" Dia. Reservoir.....	7897	Pump Drive Shaft Seal Kit.....	8709
Pump Seal Kit; W/5 1/8" Dia. Reservoir.....	7898	Rack & Pinion Seal Kit; W/Saginaw Rack & Pinion Gear.....	8576
Pump Drive Shaft Seal Kit; W/4 5/8" Dia. Reservoir.....	8710	Rack & Pinion Seal Kit; W/TRW Rack & Pinion Gear; W/Plastic Rack Bulkhead; ☆R.....	8610
		Rack & Pinion Upper Pinion Bearing Kit; W/Saginaw Rack & Pinion Gear.....	8571
		Rack & Pinion Lower Pinion Bearing Kit; W/Saginaw Rack & Pinion Gear.....	8572
		Rack & Pinion Lower Pinion Bearing Kit; W/TRW Rack & Pinion Gear; ☆R.....	8579
FIRESWEEP		1983-1981	
1959		4-CYL. 2.2 L ENG.; 4-CYL. 2.6 L ENG.	
V-8 361 ENG.		Pump Complete Rebuilding Kit.....	
Pump Complete Rebuilding Kit; W/4 5/8" Dia. Reservoir.....	7899		7910
Pump Complete Rebuilding Kit; W/5 1/8" Dia. Reservoir.....	7900	Pump Seal Kit.....	7918
Pump Seal Kit; W/4 5/8" Dia. Reservoir.....	7897	Pump Drive Shaft Seal Kit.....	8709
Pump Seal Kit; W/5 1/8" Dia. Reservoir.....	7898	Rack & Pinion Seal Kit; W/Saginaw Rack & Pinion Gear.....	8576
Pump Drive Shaft Seal Kit; W/4 5/8" Dia. Reservoir.....	8710	Rack & Pinion Seal Kit; W/TRW Rack & Pinion Gear; W/Plastic Rack Bulkhead; ☆R.....	8610
		Rack & Pinion Upper Pinion Bearing Kit; W/Saginaw Rack & Pinion Gear.....	8571
		Rack & Pinion Lower Pinion Bearing Kit; W/Saginaw Rack & Pinion Gear.....	8572
		Rack & Pinion Lower Pinion Bearing Kit; W/TRW Rack & Pinion Gear; ☆R.....	8579
1958		1989-1988	
V-8 350 ENG.		4-CYL. 2.2 L ENG.; 4-CYL. 2.5 L ENG.	
Pump Complete Rebuilding Kit; W/4 5/8" Dia. Reservoir.....	7899	Pump Complete Rebuilding Kit.....	7910
Pump Complete Rebuilding Kit; W/5 1/8" Dia. Reservoir.....	7900	Pump Seal Kit.....	7918
Pump Seal Kit; W/4 5/8" Dia. Reservoir.....	7897	Pump Drive Shaft Seal Kit.....	8709
Pump Seal Kit; W/5 1/8" Dia. Reservoir.....	7898	Rack & Pinion Seal Kit; W/Saginaw Stg. Gear; ☆N.....	8576
Pump Drive Shaft Seal Kit; W/4 5/8" Dia. Reservoir.....	8710	Rack & Pinion Upper Pinion Bearing Kit; W/Saginaw Stg. Gear; ☆N.....	8571
		Rack & Pinion Lower Pinion Bearing Kit; W/Saginaw Stg. Gear; ☆N.....	8572
		Rack & Pinion Lower Pinion Bearing Kit; W/TRW Stg. Gear; ☆R.....	8579
DODGE		ARIES AMERICA	
A SERIES VAN		1989-1988	
1970		4-CYL. 2.2 L ENG.; 4-CYL. 2.5 L ENG.	
6-CYL. 198 ENG.; 6-CYL. 225 ENG.; V-8 318 ENG.		Pump Complete Rebuilding Kit.....	
Pump Complete Rebuilding Kit.....	7910		7910
Pump Seal Kit.....	7918	Pump Seal Kit.....	7918
Pump Drive Shaft Seal Kit.....	8709	Pump Drive Shaft Seal Kit.....	8709
		Rack & Pinion Seal Kit; W/Plastic Rack Bulkhead.....	8610
		Rack & Pinion Lower Pinion Bearing Kit.....	8579
1969-1967		ASPEN	
6-CYL. 170 ENG.; 6-CYL. 225 ENG.; V-8 318 ENG.		1980	
Pump Complete Rebuilding Kit.....	7910	6-CYL. 3.7 L ENG.; V-8 5.2 L ENG.	
Pump Seal Kit.....	7918	Pump Complete Rebuilding Kit.....	7910
Pump Drive Shaft Seal Kit.....	8709	Pump Seal Kit.....	7918
		Pump Drive Shaft Seal Kit.....	8709
		Stg. Gear Complete Rebuilding Kit.....	8538
		Stg. Gear Major Seal Kit.....	8513
1966			
6-CYL. 170 ENG.; V-8 273 ENG.			
Pump Complete Rebuilding Kit.....	7910		
Pump Seal Kit.....	7918		
Pump Drive Shaft Seal Kit.....	8709		
1965			
6-CYL. 170 ENG.; 6-CYL. 225 ENG.; V-8 273 ENG.			
Pump Complete Rebuilding Kit.....	7910		
Pump Seal Kit.....	7918		
Pump Drive Shaft Seal Kit.....	8709		

☆ See Pages A14 - A15 For Pump or Gear Identification.

⊙ Packaged one bushing per box, order as required.

SYSTEM PUMP & GEAR IDENT.

SYSTEM & COMPONENT IDENT.

PASS. CARS

LIGHT TRUCKS

MEDIUM/HEAVY TRUCKS

BUSES

HOSE NUMERICAL

REPAIR KITS

KIT NUMERICAL

ILLUSTRATIONS

Power Steering Repair Kits for Passenger Cars and Light Trucks

	Application	Kit No.	Application	Kit No.	
SYSTEM PUMP & GEAR IDENT.	DODGE - Continued		DODGE - Continued		
	ASPEN - Continued		B SERIES VAN - Continued		
	1980 - Continued		1978-1976		
	6-CYL. 3.7 L ENG.; V-8 5.2 L ENG. - Continued		6-CYL. 225 ENG.; V-8 318 ENG.; V-8 360 ENG.; V-8 400 ENG.; V-8 440 ENG.		
		Stg. Gear Input Shaft Seal Kit.....	8553	Pump Complete Rebuilding Kit.....	7910
		Stg. Gear Complete Pitman Shaft Seal Kit.....	8765	Pump Seal Kit.....	7918
		Stg. Gear Lower Pitman Shaft Seal Kit.....	8516	Pump Drive Shaft Seal Kit.....	8709
		Control Valve Seal Kit.....	8518	Stg. Gear Complete Rebuilding Kit.....	8538
				Stg. Gear Major Seal Kit.....	8513
				Stg. Gear Input Shaft Seal Kit.....	8553
SYSTEM & COMPONENT IDENT.	1979-1976		1975		
	6-CYL. 225 ENG.; V-8 318 ENG.; V-8 360 ENG.		6-CYL. 225 ENG.; V-8 318 ENG.; V-8 360 ENG.; V-8 440 ENG.		
		Pump Complete Rebuilding Kit; W/Chrysler P.S. Pump; ☆D.....	8514	Pump Complete Rebuilding Kit.....	7910
		Pump Complete Rebuilding Kit; W/Saginaw P.S. Pump; ☆B.....	7910	Pump Seal Kit.....	7918
		Pump Seal Kit; W/Chrysler P.S. Pump; ☆D.....	8507	Pump Drive Shaft Seal Kit.....	8709
		Pump Seal Kit; W/Saginaw P.S. Pump; ☆B.....	7918	Stg. Gear Complete Rebuilding Kit.....	8538
		Pump Drive Shaft Seal Kit; W/Chrysler P.S. Pump; ☆D.....	8708	Stg. Gear Major Seal Kit.....	8513
		Pump Drive Shaft Seal Kit; W/Saginaw P.S. Pump; ☆B.....	8709	Stg. Gear Input Shaft Seal Kit.....	8553
		Stg. Gear Complete Rebuilding Kit.....	8538	Stg. Gear Complete Pitman Shaft Seal Kit.....	8765
		Stg. Gear Major Seal Kit.....	8513	Stg. Gear Lower Pitman Shaft Seal Kit.....	8516
PASS. CARS		Stg. Gear Input Shaft Seal Kit.....	8553	Control Valve Seal Kit.....	8518
		Stg. Gear Complete Pitman Shaft Seal Kit.....	8765		
		Stg. Gear Lower Pitman Shaft Seal Kit.....	8516		
		Control Valve Seal Kit.....	8518		
	AVENGER		1974-1972		
	1995		6-CYL. 225 ENG.; V-8 318 ENG.; V-8 360 ENG.		
	4-CYL. 2.0 L ENG.		6-CYL. 225 ENG.; V-8 318 ENG.; V-8 360 ENG.		
		Pump Seal Kit.....	8798	Pump Complete Rebuilding Kit.....	7910
		Rack & Pinion Seal Kit.....	8870	Pump Seal Kit.....	7918
	V-6 2.5 L ENG.		Pump Drive Shaft Seal Kit.....		8709
	Pump Seal Kit.....	8824	Stg. Gear Complete Rebuilding Kit.....	8538	
	Rack & Pinion Seal Kit.....	8870	Stg. Gear Major Seal Kit.....	8513	
MEDIUM/HEAVY TRUCKS	B SERIES VAN		Stg. Gear Input Shaft Seal Kit.....		8553
	1995-1994		Stg. Gear Complete Pitman Shaft Seal Kit.....		8765
	V-6 3.9 L ENG.; V-8 5.2 L ENG.; V-8 5.9 L ENG.		Stg. Gear Lower Pitman Shaft Seal Kit.....		8516
		Pump Complete Rebuilding Kit.....	7910	Control Valve Seal Kit.....	8518
		Pump Seal Kit.....	7918		
		Pump Drive Shaft Seal Kit.....	8709		
		Stg. Gear Major Seal Kit.....	8716		
		Stg. Gear Input Shaft Seal Kit.....	8525		
		Stg. Gear Complete Pitman Shaft Seal Kit.....	8763		
		Stg. Gear Lower Pitman Shaft Seal Kit.....	8717		
BUSES	1993-1988		1971		
	V-6 3.9 L ENG.; V-8 5.2 L ENG.; V-8 5.9 L ENG.		6-CYL. 198 ENG.; 6-CYL. 225 ENG.; V-8 318 ENG.; V-8 360 ENG.		
		Pump Complete Rebuilding Kit.....	7910	Pump Complete Rebuilding Kit.....	8514
		Pump Seal Kit.....	7918	Pump Seal Kit.....	8507
		Pump Drive Shaft Seal Kit.....	8709	Pump Drive Shaft Seal Kit.....	8708
		Stg. Gear Major Seal Kit.....	8716	Stg. Gear Complete Rebuilding Kit.....	8538
		Stg. Gear Input Shaft Seal Kit.....	8525	Stg. Gear Major Seal Kit.....	8513
		Stg. Gear Complete Pitman Shaft Seal Kit.....	8763	Stg. Gear Input Shaft Seal Kit.....	8553
		Stg. Gear Lower Pitman Shaft Seal Kit.....	8717	Stg. Gear Complete Pitman Shaft Seal Kit.....	8765
				Stg. Gear Lower Pitman Shaft Seal Kit.....	8516
HOSE NUMERICAL	1987-1980		Control Valve Seal Kit.....		8518
	6-CYL. 3.7 L ENG.; V-8 5.2 L ENG.; V-8 5.9 L ENG.		CARAVAN		
	Pump Complete Rebuilding Kit.....		1995-1990		
		7910	4-CYL. 2.5 L ENG.; V-6 3.0 L ENG.; V-6 3.3 L ENG.		
		Pump Seal Kit.....	Pump Complete Rebuilding Kit.....		7910
		Pump Drive Shaft Seal Kit.....	Pump Seal Kit.....		7918
		Stg. Gear Complete Rebuilding Kit.....	Pump Drive Shaft Seal Kit.....		8709
		Stg. Gear Major Seal Kit.....	Rack & Pinion Seal Kit; W/Plastic Rack Bulkhead.....		8610
		Stg. Gear Input Shaft Seal Kit.....	Rack & Pinion Lower Pinion Bearing Kit.....		8579
		Stg. Gear Complete Pitman Shaft Seal Kit.....			
REPAIR KITS		8516	1989-1988		
		Control Valve Seal Kit.....	4-CYL. 2.5 L ENG.; V-6 3.0 L ENG.		
	1987-1980		Pump Complete Rebuilding Kit.....		7910
	6-CYL. 3.7 L ENG.; V-8 5.2 L ENG.; V-8 5.9 L ENG.		Pump Seal Kit.....		7918
		Pump Complete Rebuilding Kit.....	Pump Drive Shaft Seal Kit.....		8709
		7910	Rack & Pinion Seal Kit; W/Plastic Rack Bulkhead.....		8610
		Pump Seal Kit.....	Rack & Pinion Lower Pinion Bearing Kit.....		8579
		Pump Drive Shaft Seal Kit.....			
		8709	1987		
		Stg. Gear Complete Rebuilding Kit.....	4-CYL. 2.2 L ENG.; 4-CYL. 2.6 L ENG.; V-6 3.0 L ENG.		
	8538	Pump Complete Rebuilding Kit.....		7910	
	Stg. Gear Major Seal Kit.....	Pump Seal Kit.....		7918	
	8513	Pump Drive Shaft Seal Kit.....		8709	
	Stg. Gear Input Shaft Seal Kit.....	Rack & Pinion Seal Kit; W/Plastic Rack Bulkhead.....		8610	
	8553	Rack & Pinion Lower Pinion Bearing Kit.....		8579	
	Stg. Gear Complete Pitman Shaft Seal Kit.....				
	8765	1986-1984			
	Stg. Gear Lower Pitman Shaft Seal Kit.....	4-CYL. 2.2 L ENG.; 4-CYL. 2.6 L ENG.			
	8516	Pump Complete Rebuilding Kit.....		7910	
	Control Valve Seal Kit.....	Pump Seal Kit.....		7918	
	8518	Pump Drive Shaft Seal Kit.....		8709	
KIT NUMERICAL	1979				
	6-CYL. 225 ENG.; V-8 318 ENG.; V-8 360 ENG.				
		Pump Complete Rebuilding Kit.....			
		7910			
		Pump Seal Kit.....			
		7918			
		Pump Drive Shaft Seal Kit.....			
		8709			
		Stg. Gear Complete Rebuilding Kit.....			
		8538			
ILLUSTRATIONS		8513			
		Stg. Gear Major Seal Kit.....			
		8513			
		Stg. Gear Input Shaft Seal Kit.....			
		8553			
		Stg. Gear Complete Pitman Shaft Seal Kit.....			
		8765			
		Stg. Gear Lower Pitman Shaft Seal Kit.....			
		8516			
		Control Valve Seal Kit.....			
	8518				

☆ See Pages A14 - A15 For Pump or Gear Identification.

⊗ Packaged one bushing per box, order as required.

Power Steering Repair Kits for Passenger Cars and Light Trucks

Application	Kit No.	Application	Kit No.
DODGE - Continued		DODGE - Continued	
CHARGER - Continued		COLT - Continued	
1966 - Continued		1979	
V-8 273 ENG.; V-8 318 ENG.; V-8 361 ENG.; V-8 383 ENG.; V-8 426 ENG. - Continued		4-CYL. 86 ENG.; 4-CYL. 98 ENG.; 4-CYL. 156 ENG.	
Stg. Gear Complete Pitman Shaft Seal Kit	8759	Pump Seal Kit; Oct. 1 & Newer	8599
Stg. Gear Lower Pitman Shaft Seal Kit	8517	Pump Seal Kit; Sept. 30 & Older	8603
Control Valve Seal Kit	8518	1978	
COLT		4-CYL. 98 ENG.; 4-CYL. 156 ENG.	
1995		Pump Seal Kit	
4-CYL. 1.5 L ENG. (CANADA)		8603	
Pump Seal Kit; Sedan	8720	CONQUEST	
Pump Seal Kit; Wagon	8721	1986-1984	
1994-1993		4-CYL. 2.6 L ENG.	
4-CYL. 1.5 L ENG.; 4-CYL. 1.8 L ENG.		Pump Seal Kit	
Pump Seal Kit	8720	8722	
4-CYL. 2.4 L ENG. (CANADA)		CORONET	
Pump Seal Kit	8825	1976-1974	
1992		6-CYL. 225 ENG.; V-8 318 ENG.; V-8 360 ENG.; V-8 400 ENG.; V-8 440 ENG.	
4-CYL. 1.5 L ENG.		Pump Complete Rebuilding Kit; W/Chrysler P.S. Pump; ☆D	
Pump Seal Kit; Jul. & Newer	8720	8514	
Pump Seal Kit; Jun. & Older	8721	Pump Complete Rebuilding Kit; W/Saginaw P.S. Pump; ☆B	
Rack & Pinion Seal Kit	8662	7910	
4-CYL. 1.8 L ENG. (CANADA)		Pump Seal Kit; W/Chrysler P.S. Pump; ☆D	
Pump Seal Kit	8825	8507	
Rack & Pinion Seal Kit	8662	Pump Seal Kit; W/Saginaw P.S. Pump; ☆B	
1991		7918	
4-CYL. 1.5 L ENG.		Pump Drive Shaft Seal Kit; W/Chrysler P.S. Pump; ☆D	
Pump Seal Kit; W/2-Piece Pump Housing; Exc. Wagon	8721	8708	
Pump Seal Kit; W/3-Piece Pump Housing; Exc. Wagon	8722	Pump Drive Shaft Seal Kit; W/Saginaw P.S. Pump; ☆B	
Pump Seal Kit; Wagon	8825	8709	
Rack & Pinion Seal Kit	8662	Stg. Gear Complete Rebuilding Kit	
4-CYL. 2.0 L ENG.		8538	
Pump Seal Kit	8825	Stg. Gear Major Seal Kit	
Rack & Pinion Seal Kit	8662	8513	
1990-1989		Stg. Gear Input Shaft Seal Kit	
4-CYL. 1.5 L ENG.; 4-CYL. 1.6 L ENG.; 4-CYL. 1.8 L ENG.		8553	
Pump Seal Kit; W/2-Piece Pump Housing; Exc. Wagon	8721	Stg. Gear Complete Pitman Shaft Seal Kit	
Pump Seal Kit; W/3-Piece Pump Housing; Exc. Wagon	8722	8765	
Pump Seal Kit; Wagon	8825	Stg. Gear Lower Pitman Shaft Seal Kit	
Rack & Pinion Seal Kit	8662	8516	
4-CYL. 2.0 L ENG.		Control Valve Seal Kit	
Pump Seal Kit	8825	8518	
Rack & Pinion Seal Kit	8662	1973	
1988		6-CYL. 225 ENG.; V-8 318 ENG.; V-8 340 ENG.; V-8 400 ENG.; V-8 440 ENG.	
4-CYL. 1.5 L ENG.; 4-CYL. 1.6 L ENG.; 4-CYL. 2.0 L ENG.		Pump Complete Rebuilding Kit; W/Chrysler P.S. Pump; ☆D	
Pump Seal Kit	8825	8514	
Rack & Pinion Seal Kit	8662	Pump Complete Rebuilding Kit; W/Saginaw P.S. Pump; ☆B	
1987-1986		7910	
4-CYL. 1.5 L ENG.; 4-CYL. 1.6 L ENG.		Pump Seal Kit; W/Chrysler P.S. Pump; ☆D	
Pump Seal Kit	8825	8507	
Rack & Pinion Seal Kit	8654	Pump Seal Kit; W/Saginaw P.S. Pump; ☆B	
4-CYL. 2.0 L ENG.		7918	
Pump Seal Kit	8825	Pump Drive Shaft Seal Kit; W/Chrysler P.S. Pump; ☆D	
Rack & Pinion Seal Kit; W/2WD	8654	8708	
Rack & Pinion Seal Kit; W/4WD	8660	Pump Drive Shaft Seal Kit; W/Saginaw P.S. Pump; ☆B	
1985		8709	
4-CYL. 1.5 L ENG.; 4-CYL. 1.6 L ENG.		Stg. Gear Complete Rebuilding Kit	
Pump Seal Kit	8825	8539	
Rack & Pinion Seal Kit	8654	Stg. Gear Major Seal Kit	
4-CYL. 2.0 L ENG.		7895	
Pump Seal Kit	8825	Stg. Gear Input Shaft Seal Kit	
Rack & Pinion Seal Kit; W/4WD	8660	8553	
Rack & Pinion Seal Kit; W/FWD	8654	Stg. Gear Complete Pitman Shaft Seal Kit	
1983-1982		8759	
4-CYL. 1.4 L ENG.; 4-CYL. 1.6 L ENG.		Stg. Gear Lower Pitman Shaft Seal Kit	
Pump Seal Kit	8599	8517	
1980		Control Valve Seal Kit	
4-CYL. 1.4 L ENG.; 4-CYL. 1.6 L ENG.; 4-CYL. 2.6 L ENG.		8518	
Pump Seal Kit	8599	1972	
		6-CYL. 225 ENG.; V-8 318 ENG.; V-8 340 ENG.; V-8 400 ENG.	
		Pump Complete Rebuilding Kit; W/Chrysler P.S. Pump; ☆D	
		8514	
		Pump Complete Rebuilding Kit; W/Saginaw P.S. Pump; ☆B	
		7910	
		Pump Seal Kit; W/Chrysler P.S. Pump; ☆D	
		8507	
		Pump Seal Kit; W/Saginaw P.S. Pump; ☆B	
		7918	
		Pump Drive Shaft Seal Kit; W/Chrysler P.S. Pump; ☆D	
		8708	
		Pump Drive Shaft Seal Kit; W/Saginaw P.S. Pump; ☆B	
		8709	
		Stg. Gear Complete Rebuilding Kit	
		8539	
		Stg. Gear Major Seal Kit	
		7895	
		Stg. Gear Input Shaft Seal Kit	
		8553	
		Stg. Gear Complete Pitman Shaft Seal Kit	
		8759	
		Stg. Gear Lower Pitman Shaft Seal Kit	
		8517	
		Control Valve Seal Kit	
		8518	

☆ See Pages A14 - A15 For Pump or Gear Identification.

☉ Packaged one bushing per box, order as required.

SYSTEM PUMP & GEAR IDENT.

SYSTEM & COMPONENT IDENT.

PASS. CARS

LIGHT TRUCKS

MEDIUM/HEAVY TRUCKS

BUSES

HOSE NUMERICAL

REPAIR KITS

KIT NUMERICAL

ILLUSTRATIONS

Power Steering Repair Kits for Passenger Cars and Light Trucks

	Application	Kit No.	Application	Kit No.	
SYSTEM PUMP & GEAR IDENT.	DODGE - Continued		DODGE - Continued		
	CORONET - Continued		CORONET - Continued		
	1970-1969		1958 - Continued		
	6-CYL. 225 ENG.; V-8 318 ENG.; V-8 383 ENG.; V-8 426 ENG.; V-8 440 ENG.		6-CYL. 230 ENG.; V-8 325 ENG.; V-8 361 ENG. - Continued		
		Pump Complete Rebuilding Kit; W/Chrysler P.S. Pump; ☆D.....	8514	Stg. Gear Complete Pitman Shaft Seal Kit.....	8765
		Pump Complete Rebuilding Kit; W/Saginaw P.S. Pump; ☆B.....	7910	Stg. Gear Lower Pitman Shaft Seal Kit.....	8516
		Pump Seal Kit; W/Chrysler P.S. Pump; ☆D.....	8507	Control Valve Seal Kit.....	8518
		Pump Seal Kit; W/Saginaw P.S. Pump; ☆B.....	7918		
		Pump Drive Shaft Seal Kit; W/Chrysler P.S. Pump; ☆D.....	8708		
		Pump Drive Shaft Seal Kit; W/Saginaw P.S. Pump; ☆B.....	8709		
SYSTEM & COMPONENT IDENT.		Stg. Gear Complete Rebuilding Kit.....			
		Stg. Gear Major Seal Kit.....	7895		
		Stg. Gear Input Shaft Seal Kit.....	8553		
		Stg. Gear Complete Pitman Shaft Seal Kit.....	8759		
		Stg. Gear Lower Pitman Shaft Seal Kit.....	8517		
		Control Valve Seal Kit.....	8518		
PASS. CARS	1968-1967		CUSTOM 880		
	6-CYL. 225 ENG.; V-8 273 ENG.; V-8 318 ENG.; V-8 383 ENG.; V-8 426 ENG.; V-8 440 ENG.		1965		
		Pump Complete Rebuilding Kit; W/Chrysler P.S. Pump; ☆D.....	7899	V-8 383 ENG.; V-8 413 ENG.; V-8 426 ENG.	
		Pump Complete Rebuilding Kit; W/Saginaw P.S. Pump; ☆B.....	7910	Pump Complete Rebuilding Kit; W/Chrysler P.S. Pump; W/Hex or Slotted End Shaft; ☆D.....	7900
		Pump Seal Kit; W/Chrysler P.S. Pump; ☆D.....	7897	Pump Complete Rebuilding Kit; W/Chrysler P.S. Pump; W/Plain End Shaft; ☆D.....	7899
		Pump Seal Kit; W/Saginaw P.S. Pump; ☆B.....	7918	Pump Seal Kit; W/Chrysler P.S. Pump; W/Hex or Slotted End Shaft; ☆D.....	7898
		Pump Drive Shaft Seal Kit; W/Chrysler P.S. Pump; ☆D.....	8710	Pump Seal Kit; W/Chrysler P.S. Pump; W/Plain End Shaft; ☆D.....	7897
		Pump Drive Shaft Seal Kit; W/Saginaw P.S. Pump; ☆B.....	8709	Pump Drive Shaft Seal Kit; W/Chrysler P.S. Pump; W/Plain End Shaft; ☆D.....	8710
		Stg. Gear Complete Rebuilding Kit.....	8539	Stg. Gear Complete Rebuilding Kit.....	8538
		Stg. Gear Major Seal Kit.....	7895	Stg. Gear Major Seal Kit.....	8513
LIGHT TRUCKS		Stg. Gear Input Shaft Seal Kit.....	8553	Stg. Gear Input Shaft Seal Kit.....	8553
		Stg. Gear Complete Pitman Shaft Seal Kit.....	8759	Stg. Gear Complete Pitman Shaft Seal Kit.....	8765
		Stg. Gear Lower Pitman Shaft Seal Kit.....	8517	Stg. Gear Lower Pitman Shaft Seal Kit.....	8516
		Control Valve Seal Kit.....	8518	Control Valve Seal Kit.....	8518
MEDIUM/HEAVY TRUCKS	1966-1965		1964		
	6-CYL. 225 ENG.; V-8 273 ENG.; V-8 318 ENG.; V-8 361 ENG.; V-8 383 ENG.; V-8 426 ENG.		V-8 361 ENG.; V-8 383 ENG.; V-8 426 ENG.		
		Pump Complete Rebuilding Kit; W/Chrysler P.S. Pump; ☆D.....	7899	Pump Complete Rebuilding Kit; W/Chrysler P.S. Pump; W/Hex or Slotted End Shaft; ☆D.....	7900
		Pump Complete Rebuilding Kit; W/Saginaw P.S. Pump; ☆B.....	7910	Pump Complete Rebuilding Kit; W/Chrysler P.S. Pump; W/Plain End Shaft; ☆D.....	7899
		Pump Seal Kit; W/Chrysler P.S. Pump; ☆D.....	7897	Pump Seal Kit; W/Chrysler P.S. Pump; W/Hex or Slotted End Shaft; ☆D.....	7898
		Pump Seal Kit; W/Saginaw P.S. Pump; ☆B.....	7918	Pump Seal Kit; W/Chrysler P.S. Pump; W/Plain End Shaft; ☆D.....	7897
		Pump Drive Shaft Seal Kit; W/Chrysler P.S. Pump; ☆D.....	8710	Pump Drive Shaft Seal Kit; W/Chrysler P.S. Pump; W/Plain End Shaft; ☆D.....	8710
		Pump Drive Shaft Seal Kit; W/Saginaw P.S. Pump; ☆B.....	8709	Stg. Gear Complete Rebuilding Kit.....	8538
		Stg. Gear Complete Rebuilding Kit.....	8539	Stg. Gear Major Seal Kit.....	8513
		Stg. Gear Major Seal Kit.....	7895	Stg. Gear Input Shaft Seal Kit.....	8553
BUSES		Stg. Gear Input Shaft Seal Kit.....	8553	Stg. Gear Complete Pitman Shaft Seal Kit.....	8765
		Stg. Gear Complete Pitman Shaft Seal Kit.....	8759	Stg. Gear Lower Pitman Shaft Seal Kit.....	8516
		Stg. Gear Lower Pitman Shaft Seal Kit.....	8517	Control Valve Seal Kit.....	8518
		Control Valve Seal Kit.....	8518		
HOSE NUMERICAL	1959		1963		
	6-CYL. 230 ENG.; V-8 326 ENG.; V-8 383 ENG.		V-8 361 ENG.; V-8 383 ENG.; V-8 413 ENG.; V-8 426 ENG.		
		Pump Complete Rebuilding Kit; W/Chrysler P.S. Pump; W/Hex or Slotted End Shaft; ☆D.....	7900	Pump Complete Rebuilding Kit; W/Chrysler P.S. Pump; W/Hex or Slotted End Shaft; ☆D.....	7900
		Pump Complete Rebuilding Kit; W/Chrysler P.S. Pump; W/Plain End Shaft; ☆D.....	7899	Pump Complete Rebuilding Kit; W/Chrysler P.S. Pump; W/Plain End Shaft; ☆D.....	7899
		Pump Seal Kit; W/Chrysler P.S. Pump; W/Hex or Slotted End Shaft; ☆D.....	7898	Pump Seal Kit; W/Chrysler P.S. Pump; W/Hex or Slotted End Shaft; ☆D.....	7898
		Pump Seal Kit; W/Chrysler P.S. Pump; W/Plain End Shaft; ☆D.....	7897	Pump Seal Kit; W/Chrysler P.S. Pump; W/Plain End Shaft; ☆D.....	7897
		Pump Drive Shaft Seal Kit; W/Chrysler P.S. Pump; W/Plain End Shaft; ☆D.....	8710	Pump Drive Shaft Seal Kit; W/Chrysler P.S. Pump; W/Plain End Shaft; ☆D.....	8710
		Stg. Gear Complete Rebuilding Kit.....	8538	Stg. Gear Complete Rebuilding Kit.....	8538
		Stg. Gear Major Seal Kit.....	8513	Stg. Gear Major Seal Kit.....	8513
		Stg. Gear Input Shaft Seal Kit.....	8553	Stg. Gear Input Shaft Seal Kit.....	8553
REPAIR KITS		Stg. Gear Complete Pitman Shaft Seal Kit.....	8765	Stg. Gear Complete Pitman Shaft Seal Kit.....	8765
		Stg. Gear Lower Pitman Shaft Seal Kit.....	8516	Stg. Gear Lower Pitman Shaft Seal Kit.....	8516
		Control Valve Seal Kit.....	8518	Control Valve Seal Kit.....	8518
KIT NUMERICAL	1958		1962		
	6-CYL. 230 ENG.; V-8 325 ENG.; V-8 361 ENG.		V-8 361 ENG.		
		Pump Complete Rebuilding Kit; W/Chrysler P.S. Pump; W/Hex or Slotted End Shaft; ☆D.....	7900	Pump Complete Rebuilding Kit; W/Chrysler P.S. Pump; W/Hex or Slotted End Shaft; ☆D.....	7900
		Pump Complete Rebuilding Kit; W/Chrysler P.S. Pump; W/Plain End Shaft; ☆D.....	7899	Pump Complete Rebuilding Kit; W/Chrysler P.S. Pump; W/Plain End Shaft; ☆D.....	7899
		Pump Seal Kit; W/Chrysler P.S. Pump; W/Hex or Slotted End Shaft; ☆D.....	7898	Pump Seal Kit; W/Chrysler P.S. Pump; W/Hex or Slotted End Shaft; ☆D.....	7898
		Pump Seal Kit; W/Chrysler P.S. Pump; W/Plain End Shaft; ☆D.....	7897	Pump Seal Kit; W/Chrysler P.S. Pump; W/Plain End Shaft; ☆D.....	7897
		Pump Drive Shaft Seal Kit; W/Chrysler P.S. Pump; W/Plain End Shaft; ☆D.....	8710	Pump Drive Shaft Seal Kit; W/Chrysler P.S. Pump; W/Plain End Shaft; ☆D.....	8710
		Stg. Gear Complete Rebuilding Kit.....	8538	Stg. Gear Complete Rebuilding Kit.....	8539
		Stg. Gear Major Seal Kit.....	8513	Stg. Gear Major Seal Kit.....	7895
		Stg. Gear Input Shaft Seal Kit.....	8553	Stg. Gear Input Shaft Seal Kit.....	8553
ILLUSTRATIONS		Stg. Gear Complete Pitman Shaft Seal Kit.....	8765	Stg. Gear Complete Pitman Shaft Seal Kit.....	8759
		Stg. Gear Lower Pitman Shaft Seal Kit.....	8516	Stg. Gear Lower Pitman Shaft Seal Kit.....	8517
		Control Valve Seal Kit.....	8518	Control Valve Seal Kit.....	8518

☆ See Pages A14 - A15 For Pump or Gear Identification.

⊗ Packaged one bushing per box, order as required.

Power Steering Repair Kits for Passenger Cars and Light Trucks

Application	Kit No.	Application	Kit No.
DODGE - Continued		DODGE - Continued	
D50 PICKUP		D & W SERIES PICKUP - Continued	
1980		1978	
4-CYL. 2.0 L ENG.; 4-CYL. 2.6 L ENG.		6-CYL. 225 ENG.; 6-CYL. 243 DIESEL ENG.; V-8 318 ENG.; V-8 360 ENG.; V-8 400 ENG.; V-8 440 ENG.	
Pump Complete Rebuilding Kit.....	8630	Pump Complete Rebuilding Kit.....	7910
Pump Seal Kit.....	8631	Pump Seal Kit.....	7918
Pump Drive Shaft Seal Kit.....	8709	Pump Drive Shaft Seal Kit.....	8709
1979		Stg. Gear Complete Rebuilding Kit.....	
4-CYL. 122 ENG.; 4-CYL. 156 ENG.		7857	
Pump Complete Rebuilding Kit; Dec. 1 & Newer.....	8630	Stg. Gear Major Seal Kit.....	
Pump Seal Kit; Dec. 1 & Newer.....	8631	7859	
Pump Seal Kit; Nov. 30 & Older.....	8599	Stg. Gear Input Shaft Seal Kit.....	
Pump Drive Shaft Seal Kit; Dec. 1 & Newer.....	8709	7095	
D & W SERIES PICKUP		Stg. Gear Complete Pitman Shaft Seal Kit.....	
1993-1989		8766	
6-CYL. 5.9 L DIESEL ENG.; V-6 3.9 L ENG.; V-8 5.2 L ENG.; V-8 5.9 L ENG.		Stg. Gear Lower Pitman Shaft Seal Kit.....	
Pump Complete Rebuilding Kit.....	7910	7856	
Pump Seal Kit.....	7918	1977-1973	
Pump Drive Shaft Seal Kit.....	8709	6-CYL. 225 ENG.; V-8 318 ENG.; V-8 360 ENG.; V-8 400 ENG.; V-8 440 ENG.	
Stg. Gear Complete Rebuilding Kit.....	8524	Pump Complete Rebuilding Kit.....	
Stg. Gear Major Seal Kit.....	8523	7910	
Stg. Gear Input Shaft Seal Kit.....	8525	Pump Seal Kit.....	
Stg. Gear Complete Pitman Shaft Seal Kit.....	8766	7918	
Stg. Gear Lower Pitman Shaft Seal Kit.....	7856	Pump Drive Shaft Seal Kit.....	
1988		8709	
V-6 3.9 L ENG.; V-8 5.2 L ENG.; V-8 5.9 L ENG.		Stg. Gear Complete Rebuilding Kit.....	
Pump Complete Rebuilding Kit.....	7910	7857	
Pump Seal Kit.....	7918	Stg. Gear Major Seal Kit.....	
Pump Drive Shaft Seal Kit.....	8709	7859	
Stg. Gear Complete Rebuilding Kit.....	8524	Stg. Gear Input Shaft Seal Kit.....	
Stg. Gear Major Seal Kit.....	8523	7095	
Stg. Gear Input Shaft Seal Kit.....	8525	Stg. Gear Complete Pitman Shaft Seal Kit.....	
Stg. Gear Complete Pitman Shaft Seal Kit.....	8766	8766	
Stg. Gear Lower Pitman Shaft Seal Kit.....	7856	Stg. Gear Lower Pitman Shaft Seal Kit.....	
1987-1981		7856	
6-CYL. 3.7 L ENG.; V-8 5.2 L ENG.; V-8 5.9 L ENG.		1972	
Pump Complete Rebuilding Kit.....	7910	6-CYL. 225 ENG.; V-8 318 ENG.; V-8 360 ENG.; V-8 400 ENG.	
Pump Seal Kit.....	7918	Pump Complete Rebuilding Kit.....	
Pump Drive Shaft Seal Kit.....	8709	7910	
Stg. Gear Complete Rebuilding Kit.....	8524	Pump Seal Kit.....	
Stg. Gear Major Seal Kit.....	8523	7918	
Stg. Gear Input Shaft Seal Kit.....	8525	Pump Drive Shaft Seal Kit.....	
Stg. Gear Complete Pitman Shaft Seal Kit.....	8766	8709	
Stg. Gear Lower Pitman Shaft Seal Kit.....	7856	Stg. Gear Complete Rebuilding Kit.....	
1980		7857	
6-CYL. 3.7 L ENG.; V-8 5.2 L ENG.; V-8 5.9 L ENG.		Stg. Gear Major Seal Kit.....	
Pump Complete Rebuilding Kit.....	7910	7859	
Pump Seal Kit.....	7918	Stg. Gear Input Shaft Seal Kit.....	
Pump Drive Shaft Seal Kit.....	8709	7095	
Stg. Gear Complete Rebuilding Kit; 1st Design.....	7857	Stg. Gear Complete Pitman Shaft Seal Kit.....	
Stg. Gear Complete Rebuilding Kit; 2nd Design.....	8524	8766	
Stg. Gear Major Seal Kit; 1st Design.....	7859	Stg. Gear Lower Pitman Shaft Seal Kit.....	
Stg. Gear Major Seal Kit; 2nd Design.....	8523	7856	
Stg. Gear Input Shaft Seal Kit; 1st Design.....	7095	1971	
Stg. Gear Input Shaft Seal Kit; 2nd Design.....	8525	6-CYL. 198 ENG.; 6-CYL. 225 ENG.; V-8 318 ENG.; V-8 360 ENG.	
Stg. Gear Complete Pitman Shaft Seal Kit.....	8766	Pump Complete Rebuilding Kit.....	
Stg. Gear Lower Pitman Shaft Seal Kit.....	7856	8514	
1979		Pump Seal Kit.....	
6-CYL. 225 ENG.; 6-CYL. 243 DIESEL ENG.; V-8 318 ENG.; V-8 360 ENG.		8507	
Pump Complete Rebuilding Kit.....	7910	Pump Drive Shaft Seal Kit.....	
Pump Seal Kit.....	7918	8708	
Pump Drive Shaft Seal Kit.....	8709	V-8 383 ENG.	
Stg. Gear Complete Rebuilding Kit; 1st Design.....	7857	Pump Complete Rebuilding Kit.....	
Stg. Gear Complete Rebuilding Kit; 2nd Design.....	8524	7910	
Stg. Gear Major Seal Kit; 1st Design.....	7859	Pump Seal Kit.....	
Stg. Gear Major Seal Kit; 2nd Design.....	8523	7918	
Stg. Gear Input Shaft Seal Kit; 1st Design.....	7095	Pump Drive Shaft Seal Kit.....	
Stg. Gear Input Shaft Seal Kit; 2nd Design.....	8525	8709	
Stg. Gear Complete Pitman Shaft Seal Kit.....	8766	1970	
Stg. Gear Lower Pitman Shaft Seal Kit.....	7856	6-CYL. 198 ENG.; 6-CYL. 225 ENG.; V-8 318 ENG.	
1979		Pump Complete Rebuilding Kit.....	
6-CYL. 225 ENG.; 6-CYL. 243 DIESEL ENG.; V-8 318 ENG.; V-8 360 ENG.		8514	
Pump Complete Rebuilding Kit.....	7910	Pump Seal Kit.....	
Pump Seal Kit.....	7918	8507	
Pump Drive Shaft Seal Kit.....	8709	Pump Drive Shaft Seal Kit.....	
Stg. Gear Complete Rebuilding Kit; 1st Design.....	7857	8708	
Stg. Gear Complete Rebuilding Kit; 2nd Design.....	8524	V-8 383 ENG.	
Stg. Gear Major Seal Kit; 1st Design.....	7859	Pump Complete Rebuilding Kit.....	
Stg. Gear Major Seal Kit; 2nd Design.....	8523	7910	
Stg. Gear Input Shaft Seal Kit; 1st Design.....	7095	Pump Seal Kit.....	
Stg. Gear Input Shaft Seal Kit; 2nd Design.....	8525	7918	
Stg. Gear Complete Pitman Shaft Seal Kit.....	8766	Pump Drive Shaft Seal Kit.....	
Stg. Gear Lower Pitman Shaft Seal Kit.....	7856	8709	
1979		1969	
6-CYL. 225 ENG.; 6-CYL. 243 DIESEL ENG.; V-8 318 ENG.; V-8 360 ENG.		6-CYL. 225 ENG.; V-8 318 ENG.	
Pump Complete Rebuilding Kit.....	7910	Pump Complete Rebuilding Kit.....	
Pump Seal Kit.....	7918	8514	
Pump Drive Shaft Seal Kit.....	8709	Pump Seal Kit.....	
Stg. Gear Complete Rebuilding Kit; 1st Design.....	7857	8507	
Stg. Gear Complete Rebuilding Kit; 2nd Design.....	8524	Pump Drive Shaft Seal Kit.....	
Stg. Gear Major Seal Kit; 1st Design.....	7859	8708	
Stg. Gear Major Seal Kit; 2nd Design.....	8523	V-8 383 ENG.	
Stg. Gear Input Shaft Seal Kit; 1st Design.....	7095	Pump Complete Rebuilding Kit.....	
Stg. Gear Input Shaft Seal Kit; 2nd Design.....	8525	7910	
Stg. Gear Complete Pitman Shaft Seal Kit.....	8766	Pump Seal Kit.....	
Stg. Gear Lower Pitman Shaft Seal Kit.....	7856	7918	
1979		Pump Drive Shaft Seal Kit.....	
6-CYL. 225 ENG.; 6-CYL. 243 DIESEL ENG.; V-8 318 ENG.; V-8 360 ENG.		8709	
Pump Complete Rebuilding Kit.....	7910	1968	
Pump Seal Kit.....	7918	6-CYL. 225 ENG.; 6-CYL. 251 ENG.	
Pump Drive Shaft Seal Kit.....	8709	Pump Complete Rebuilding Kit.....	
Stg. Gear Complete Rebuilding Kit; 1st Design.....	7857	8514	
Stg. Gear Complete Rebuilding Kit; 2nd Design.....	8524	Pump Seal Kit.....	
Stg. Gear Major Seal Kit; 1st Design.....	7859	8507	
Stg. Gear Major Seal Kit; 2nd Design.....	8523	Pump Drive Shaft Seal Kit.....	
Stg. Gear Input Shaft Seal Kit; 1st Design.....	7095	8708	
Stg. Gear Input Shaft Seal Kit; 2nd Design.....	8525	V-8 318 ENG.; V-8 383 ENG.	
Stg. Gear Complete Pitman Shaft Seal Kit.....	8766	Pump Complete Rebuilding Kit.....	
Stg. Gear Lower Pitman Shaft Seal Kit.....	7856	7910	
1979		Pump Seal Kit.....	
6-CYL. 170 ENG.; 6-CYL. 225 ENG.; 6-CYL. 251 ENG.		7918	
Pump Complete Rebuilding Kit.....	8514	Pump Drive Shaft Seal Kit.....	
1967		8709	
6-CYL. 170 ENG.; 6-CYL. 225 ENG.; 6-CYL. 251 ENG.		1967	
Pump Complete Rebuilding Kit.....	8514	6-CYL. 170 ENG.; 6-CYL. 225 ENG.; 6-CYL. 251 ENG.	

☆ See Pages A14 - A15 For Pump or Gear Identification.

⊗ Packaged one bushing per box, order as required.

SYSTEM PUMP & GEAR IDENT.

SYSTEM & COMPONENT IDENT.

PASS. CARS

LIGHT TRUCKS

MEDIUM/HEAVY TRUCKS

BUSES

HOSE NUMERICAL

REPAIR KITS

KIT NUMERICAL

ILLUSTRATIONS

Power Steering Repair Kits for Passenger Cars and Light Trucks

Application	Kit No.	Application	Kit No.
DODGE - Continued		DODGE - Continued	
DART - Continued		DART - Continued	
1973 - Continued		1962 - Continued	
6-CYL. 198 ENG.; 6-CYL. 225 ENG.; V-8 318 ENG.; V-8 340 ENG. - Continued		6-CYL. 225 ENG.; V-8 318 ENG.; V-8 361 ENG.; V-8 413 ENG. - Continued	
Control Valve Seal Kit	8518	Stg. Gear Major Seal Kit	7895
1972-1970		Stg. Gear Input Shaft Seal Kit	8553
6-CYL. 198 ENG.; 6-CYL. 225 ENG.; V-8 318 ENG.; V-8 340 ENG.		Stg. Gear Complete Pitman Shaft Seal Kit	8759
Pump Complete Rebuilding Kit; W/Chrysler P.S. Pump; ☆D	8514	Stg. Gear Lower Pitman Shaft Seal Kit	8517
Pump Complete Rebuilding Kit; W/Saginaw P.S. Pump; ☆B	7910	Control Valve Seal Kit	8518
Pump Seal Kit; W/Chrysler P.S. Pump; ☆D	8507	DAYTONA	
Pump Seal Kit; W/Saginaw P.S. Pump; ☆B	7918	1993-1992	
Pump Drive Shaft Seal Kit; W/Chrysler P.S. Pump; ☆D	8708	4-CYL. 2.2 L ENG.; 4-CYL. 2.5 L ENG.; V-6 3.0 L ENG.	
Pump Drive Shaft Seal Kit; W/Saginaw P.S. Pump; ☆B	8709	Pump Complete Rebuilding Kit	7910
Stg. Gear Complete Rebuilding Kit	8539	Pump Seal Kit	7918
Stg. Gear Major Seal Kit	7895	Pump Drive Shaft Seal Kit	8709
Stg. Gear Input Shaft Seal Kit	8553	Rack & Pinion Seal Kit; W/Plastic Rack Bulkhead	8610
Stg. Gear Complete Pitman Shaft Seal Kit	8759	Rack & Pinion Lower Pinion Bearing Kit	8579
Stg. Gear Lower Pitman Shaft Seal Kit	8517	1991	
Control Valve Seal Kit	8518	4-CYL. 2.5 L ENG.; V-6 3.0 L ENG.	
1969		Pump Complete Rebuilding Kit	7910
6-CYL. 170 ENG.; 6-CYL. 225 ENG.; V-8 273 ENG.; V-8 318 ENG.; V-8 340 ENG.; V-8 383 ENG.		Pump Seal Kit	7918
Pump Complete Rebuilding Kit; W/Chrysler P.S. Pump; ☆D	8514	Pump Drive Shaft Seal Kit	8709
Pump Complete Rebuilding Kit; W/Saginaw P.S. Pump; ☆B	7910	Rack & Pinion Seal Kit; W/Plastic Rack Bulkhead	8610
Pump Seal Kit; W/Chrysler P.S. Pump; ☆D	8507	Rack & Pinion Lower Pinion Bearing Kit	8579
Pump Seal Kit; W/Saginaw P.S. Pump; ☆B	7918	1990	
Pump Drive Shaft Seal Kit; W/Chrysler P.S. Pump; ☆D	8708	4-CYL. 2.2 L ENG.; 4-CYL. 2.5 L ENG.; V-6 3.0 L ENG.	
Pump Drive Shaft Seal Kit; W/Saginaw P.S. Pump; ☆B	8709	Pump Complete Rebuilding Kit	7910
Stg. Gear Complete Rebuilding Kit	8539	Pump Seal Kit	7918
Stg. Gear Major Seal Kit	7895	Pump Drive Shaft Seal Kit	8709
Stg. Gear Input Shaft Seal Kit	8553	Rack & Pinion Seal Kit; W/Plastic Rack Bulkhead	8610
Stg. Gear Complete Pitman Shaft Seal Kit	8759	Rack & Pinion Lower Pinion Bearing Kit	8579
Stg. Gear Lower Pitman Shaft Seal Kit	8517	1989-1988	
Control Valve Seal Kit	8518	4-CYL. 2.2 L ENG.; 4-CYL. 2.5 L ENG.	
1968		Pump Complete Rebuilding Kit; W/Saginaw P.S. Pump; ☆B	7910
6-CYL. 170 ENG.; 6-CYL. 225 ENG.; V-8 273 ENG.; V-8 318 ENG.; V-8 340 ENG.; V-8 383 ENG.		Pump Seal Kit; W/Saginaw P.S. Pump; ☆B	7918
Pump Complete Rebuilding Kit	7899	Pump Seal Kit; W/ZF P.S. Pump	8632
Pump Seal Kit	7897	Pump Drive Shaft Seal Kit; W/Saginaw P.S. Pump; ☆B	8709
Pump Drive Shaft Seal Kit	8710	Rack & Pinion Seal Kit; W/Plastic Rack Bulkhead	8610
Stg. Gear Complete Rebuilding Kit	8539	Rack & Pinion Lower Pinion Bearing Kit	8579
Stg. Gear Major Seal Kit	7895	1987	
Stg. Gear Input Shaft Seal Kit	8553	4-CYL. 2.2 L ENG.; 4-CYL. 2.5 L ENG.	
Stg. Gear Complete Pitman Shaft Seal Kit	8759	Pump Complete Rebuilding Kit	7910
Stg. Gear Lower Pitman Shaft Seal Kit	8517	Pump Seal Kit	7918
Control Valve Seal Kit	8518	Pump Drive Shaft Seal Kit	8709
1967-1964		Rack & Pinion Seal Kit; W/Plastic Rack Bulkhead	8610
6-CYL. 170 ENG.; 6-CYL. 225 ENG.; V-8 273 ENG.		Rack & Pinion Lower Pinion Bearing Kit	8579
Pump Complete Rebuilding Kit	7899	1986	
Pump Seal Kit	7897	4-CYL. 2.2 L ENG.; 4-CYL. 2.5 L ENG.	
Pump Drive Shaft Seal Kit	8710	Pump Complete Rebuilding Kit	7910
Stg. Gear Complete Rebuilding Kit	8539	Pump Seal Kit	7918
Stg. Gear Major Seal Kit	7895	Pump Drive Shaft Seal Kit	8709
Stg. Gear Input Shaft Seal Kit	8553	Rack & Pinion Seal Kit	8576
Stg. Gear Complete Pitman Shaft Seal Kit	8759	Rack & Pinion Upper Pinion Bearing Kit	8571
Stg. Gear Lower Pitman Shaft Seal Kit	8517	Rack & Pinion Lower Pinion Bearing Kit	8572
Control Valve Seal Kit	8518	1985-1984	
1963		4-CYL. 2.2 L ENG.	
6-CYL. 170 ENG.; 6-CYL. 225 ENG.		Pump Complete Rebuilding Kit	7910
Pump Complete Rebuilding Kit	7899	Pump Seal Kit	7918
Pump Seal Kit	7897	Pump Drive Shaft Seal Kit	8709
Pump Drive Shaft Seal Kit	8710	Rack & Pinion Seal Kit	8576
Stg. Gear Complete Rebuilding Kit	8539	Rack & Pinion Upper Pinion Bearing Kit	8571
Stg. Gear Major Seal Kit	7895	Rack & Pinion Lower Pinion Bearing Kit	8572
Stg. Gear Input Shaft Seal Kit	8553	DIPLOMAT	
Stg. Gear Complete Pitman Shaft Seal Kit	8759	1989-1984	
Stg. Gear Lower Pitman Shaft Seal Kit	8517	V-8 5.2 L ENG.	
Control Valve Seal Kit	8518	Pump Complete Rebuilding Kit	7910
1962		Pump Seal Kit	7918
6-CYL. 225 ENG.; V-8 318 ENG.; V-8 361 ENG.; V-8 413 ENG.		Pump Drive Shaft Seal Kit	8709
Pump Complete Rebuilding Kit	7899	Stg. Gear Complete Rebuilding Kit	8538
Pump Seal Kit	7897	Stg. Gear Major Seal Kit	8513
Pump Drive Shaft Seal Kit	8710	Stg. Gear Input Shaft Seal Kit	8553
Stg. Gear Complete Rebuilding Kit	8539	Stg. Gear Complete Pitman Shaft Seal Kit	8765

SYSTEM PUMP & GEAR IDENT.

SYSTEM & COMPONENT IDENT.

PASS. CARS

LIGHT TRUCKS

MEDIUM/HEAVY TRUCKS

BUSES

HOSE NUMERICAL

REPAIR KITS

KIT NUMERICAL

ILLUSTRATIONS

☆ See Pages A14 - A15 For Pump or Gear Identification.

⊙ Packaged one bushing per box, order as required.

Power Steering Repair Kits for Passenger Cars and Light Trucks

	Application	Kit No.	Application	Kit No.	
SYSTEM PUMP & GEAR IDENT.	DODGE - Continued		DODGE - Continued		
	DIPLOMAT - Continued		DYNASTY - Continued		
	1989-1984 - Continued		1989-1988 - Continued		
	V-8 5.2 L ENG. - Continued		4-CYL. 2.5 L ENG.; V-6 3.0 L ENG. - Continued		
		Stg. Gear Lower Pitman Shaft Seal Kit.....	8516	Rack & Pinion Seal Kit; W/Plastic Rack Bulkhead	8610
		Control Valve Seal Kit.....	8518	Rack & Pinion Lower Pinion Bearing Kit.....	8579
	1983-1980		EXPO		
	6-CYL. 3.7 L ENG.; V-8 5.2 L ENG.		1989-1988		
		Pump Complete Rebuilding Kit.....	7910	4-CYL. 2.2 L ENG. (CANADA)	
		Pump Seal Kit.....	7918	Pump Complete Rebuilding Kit.....	7910
SYSTEM & COMPONENT IDENT.		Pump Drive Shaft Seal Kit.....	8709	Pump Seal Kit.....	7918
		Stg. Gear Complete Rebuilding Kit.....	8538	Pump Drive Shaft Seal Kit.....	8709
		Stg. Gear Major Seal Kit.....	8513	Rack & Pinion Seal Kit; W/Plastic Rack Bulkhead	8610
		Stg. Gear Input Shaft Seal Kit.....	8553	Rack & Pinion Lower Pinion Bearing Kit.....	8579
		Stg. Gear Complete Pitman Shaft Seal Kit.....	8765	1987	
		Stg. Gear Lower Pitman Shaft Seal Kit.....	8516	4-CYL. 2.2 L ENG. (CANADA)	
		Control Valve Seal Kit.....	8518	Pump Complete Rebuilding Kit.....	
				Pump Seal Kit.....	
				Pump Drive Shaft Seal Kit.....	
				Rack & Pinion Seal Kit.....	
PASS. CARS	1979-1978		Rack & Pinion Upper Pinion Bearing Kit.....		
	6-CYL. 225 ENG.; V-8 318 ENG.; V-8 360 ENG.		Rack & Pinion Lower Pinion Bearing Kit.....		
		Pump Complete Rebuilding Kit; W/Chrysler P.S. Pump; ☆D.....	8514	1993-1992	
		Pump Complete Rebuilding Kit; W/Saginaw P.S. Pump; ☆B.....	7910	V-6 3.0 L ENG.; V-6 3.3 L ENG.	
		Pump Seal Kit; W/Chrysler P.S. Pump; ☆D.....	8507	Pump Complete Rebuilding Kit.....	
		Pump Seal Kit; W/Saginaw P.S. Pump; ☆B.....	7918	Pump Seal Kit.....	
		Pump Drive Shaft Seal Kit; W/Chrysler P.S. Pump; ☆D.....	8708	Pump Drive Shaft Seal Kit.....	
		Pump Drive Shaft Seal Kit; W/Saginaw P.S. Pump; ☆B.....	8709	Rack & Pinion Seal Kit; W/Plastic Rack Bulkhead	
		Stg. Gear Complete Rebuilding Kit.....	8538	Rack & Pinion Lower Pinion Bearing Kit.....	
		Stg. Gear Major Seal Kit.....	8513	1991-1990	
LIGHT TRUCKS		Stg. Gear Input Shaft Seal Kit.....	8553	V-6 3.3 L ENG.	
		Stg. Gear Complete Pitman Shaft Seal Kit.....	8765	Pump Complete Rebuilding Kit.....	
		Stg. Gear Lower Pitman Shaft Seal Kit.....	8516	Pump Seal Kit.....	
		Control Valve Seal Kit.....	8518	Pump Drive Shaft Seal Kit.....	
				Rack & Pinion Seal Kit; W/Plastic Rack Bulkhead	
				Rack & Pinion Lower Pinion Bearing Kit.....	
				1993-1992	
				V-6 3.0 L ENG.; V-6 3.3 L ENG.	
				Pump Complete Rebuilding Kit.....	
				Pump Seal Kit.....	
MEDIUM/HEAVY TRUCKS	1977		Pump Drive Shaft Seal Kit.....		
	V-8 318 ENG.		Rack & Pinion Seal Kit; W/Plastic Rack Bulkhead		
		Pump Complete Rebuilding Kit; W/Chrysler P.S. Pump; ☆D.....	8514	Rack & Pinion Lower Pinion Bearing Kit.....	
		Pump Complete Rebuilding Kit; W/Saginaw P.S. Pump; ☆B.....	7910	1991-1990	
		Pump Seal Kit; W/Chrysler P.S. Pump; ☆D.....	8507	V-6 3.3 L ENG.	
		Pump Seal Kit; W/Saginaw P.S. Pump; ☆B.....	7918	Pump Complete Rebuilding Kit.....	
		Pump Drive Shaft Seal Kit; W/Chrysler P.S. Pump; ☆D.....	8708	Pump Seal Kit.....	
		Pump Drive Shaft Seal Kit; W/Saginaw P.S. Pump; ☆B.....	8709	Pump Drive Shaft Seal Kit.....	
		Stg. Gear Complete Rebuilding Kit.....	8538	Rack & Pinion Seal Kit; W/Plastic Rack Bulkhead	
		Stg. Gear Major Seal Kit.....	8513	Rack & Pinion Lower Pinion Bearing Kit.....	
BUSES		Stg. Gear Input Shaft Seal Kit.....	8553	1991-1990	
		Stg. Gear Complete Pitman Shaft Seal Kit.....	8765	V-6 3.3 L ENG.	
		Stg. Gear Lower Pitman Shaft Seal Kit.....	8516	Pump Complete Rebuilding Kit.....	
		Control Valve Seal Kit.....	8518	Pump Seal Kit.....	
				Pump Drive Shaft Seal Kit.....	
				Rack & Pinion Seal Kit; W/Plastic Rack Bulkhead	
				Rack & Pinion Lower Pinion Bearing Kit.....	
				1993-1992	
				V-6 3.0 L ENG.; V-6 3.3 L ENG.	
				Pump Complete Rebuilding Kit.....	
HOSE NUMERICAL	DYNASTY		Pump Seal Kit.....		
	1993-1992		Pump Drive Shaft Seal Kit.....		
	4-CYL. 2.5 L ENG.; V-6 3.0 L ENG.		Rack & Pinion Seal Kit; W/Plastic Rack Bulkhead		
		Pump Complete Rebuilding Kit.....	7910	Rack & Pinion Lower Pinion Bearing Kit.....	
		Pump Seal Kit.....	7918	1989-1988	
		Pump Drive Shaft Seal Kit.....	8709	4-CYL. 2.5 L ENG.; V-6 3.0 L ENG.	
		Rack & Pinion Seal Kit; W/Plastic Rack Bulkhead	8610	Pump Complete Rebuilding Kit.....	
		Rack & Pinion Lower Pinion Bearing Kit.....	8579	Pump Seal Kit.....	
				Pump Drive Shaft Seal Kit.....	
				Rack & Pinion Seal Kit; W/Plastic Rack Bulkhead	
REPAIR KITS	V-6 3.3 L ENG.		Rack & Pinion Seal Kit; W/Plastic Rack Bulkhead		
		Pump Complete Rebuilding Kit.....	8561	Rack & Pinion Lower Pinion Bearing Kit.....	
		Pump Seal Kit.....	8554	1987	
		Pump Drive Shaft Seal Kit.....	8712	4-CYL. 2.2 L ENG.; 4-CYL. 2.5 L ENG.; V-6 3.0 L ENG.	
		Rack & Pinion Seal Kit; W/Plastic Rack Bulkhead	8610	Pump Complete Rebuilding Kit.....	
		Rack & Pinion Lower Pinion Bearing Kit.....	8579	Pump Seal Kit.....	
				Pump Drive Shaft Seal Kit.....	
				Rack & Pinion Seal Kit; W/Plastic Rack Bulkhead	
				Rack & Pinion Lower Pinion Bearing Kit.....	
				1991-1990	
KIT NUMERICAL	1991-1990		INTREPID		
	4-CYL. 2.5 L ENG.; V-6 3.0 L ENG.		1995		
		Pump Complete Rebuilding Kit.....	7910	V-6 3.3 L ENG.; V-6 3.5 L ENG.	
		Pump Seal Kit.....	7918	Pump Seal Kit.....	
		Pump Drive Shaft Seal Kit.....	8709	Pump Drive Shaft Seal Kit.....	
		Rack & Pinion Seal Kit; W/Plastic Rack Bulkhead	8610	Rack & Pinion Seal Kit.....	
		Rack & Pinion Lower Pinion Bearing Kit.....	8579	Rack & Pinion Seal Kit.....	
				1994-1993	
				V-6 3.3 L ENG.; V-6 3.5 L ENG.	
				Pump Complete Rebuilding Kit.....	
ILLUSTRATIONS	1989-1988		Pump Seal Kit.....		
	4-CYL. 2.5 L ENG.; V-6 3.0 L ENG.		Pump Drive Shaft Seal Kit.....		
		Pump Complete Rebuilding Kit.....	7910	Rack & Pinion Seal Kit.....	
		Pump Seal Kit.....	7918	Rack & Pinion Seal Kit.....	
		Pump Drive Shaft Seal Kit.....	8709	Rack & Pinion Seal Kit.....	

☆ See Pages A14 - A15 For Pump or Gear Identification.

⊗ Packaged one bushing per box, order as required.

Power Steering Repair Kits for Passenger Cars and Light Trucks

Application	Kit No.	Application	Kit No.
DODGE - Continued		DODGE - Continued	
LANCER		M SERIES MOTOR HOME - Continued	
1989-1988		1979 - Continued	
4-CYL. 2.2 L ENG.; 4-CYL. 2.5 L ENG.		V-8 360 ENG.; V-8 440 ENG. - Continued	
Pump Complete Rebuilding Kit; W/Saginaw P.S. Pump; ☆B	7910	Stg. Gear Major Seal Kit; 1st Design; W/Casting No. 7802644L.....	7859
Pump Seal Kit; W/Saginaw P.S. Pump; ☆B	7918	Stg. Gear Major Seal Kit; 2nd Design; W/Casting No. 7802644.....	8523
Pump Seal Kit; W/ZF P.S. Pump.....	8632	Stg. Gear Input Shaft Seal Kit; 1st Design; W/Casting No. 7802644L	7095
Pump Drive Shaft Seal Kit; W/Saginaw P.S. Pump; ☆B	8709	Stg. Gear Input Shaft Seal Kit; 2nd Design; W/Casting No. 7802644.	8525
Rack & Pinion Seal Kit.....	8610	Stg. Gear Complete Pitman Shaft Seal Kit.....	8766
Rack & Pinion Lower Pinion Bearing Kit.....	8579	Stg. Gear Lower Pitman Shaft Seal Kit.....	7856
1987		1978-1975	
4-CYL. 2.2 L ENG.; 4-CYL. 2.5 L ENG.		V-8 318 ENG.; V-8 360 ENG.; V-8 440 ENG.	
Pump Complete Rebuilding Kit.....	7910	Pump Complete Rebuilding Kit; M300.....	7910
Pump Seal Kit.....	7918	Pump Seal Kit; M300	7918
Pump Drive Shaft Seal Kit.....	8709	Pump Drive Shaft Seal Kit; M300.....	8709
Rack & Pinion Seal Kit.....	8610	Stg. Gear Complete Rebuilding Kit.....	7857
Rack & Pinion Lower Pinion Bearing Kit.....	8579	Stg. Gear Major Seal Kit.....	7859
1986		1973	
4-CYL. 2.2 L ENG.; 4-CYL. 2.5 L ENG.		V-8 318 ENG.; V-8 360 ENG.; V-8 413 ENG.; V-8 440 ENG.	
Pump Complete Rebuilding Kit.....	7910	Pump Complete Rebuilding Kit; M300.....	7910
Pump Seal Kit.....	7918	Pump Seal Kit; M300	7918
Pump Drive Shaft Seal Kit.....	8709	Pump Drive Shaft Seal Kit; M300.....	8709
Rack & Pinion Seal Kit.....	8576	Stg. Gear Complete Rebuilding Kit.....	7857
Rack & Pinion Upper Pinion Bearing Kit.....	8571	Stg. Gear Major Seal Kit.....	7859
Rack & Pinion Lower Pinion Bearing Kit.....	8572	Stg. Gear Input Shaft Seal Kit.....	7095
1985		1972	
4-CYL. 2.2 L ENG.		V-8 318 ENG.; V-8 413 ENG.	
Pump Complete Rebuilding Kit.....	7910	Pump Complete Rebuilding Kit; M300.....	7910
Pump Seal Kit.....	7918	Pump Seal Kit; M300	7918
Pump Drive Shaft Seal Kit.....	8709	Pump Drive Shaft Seal Kit; M300.....	8709
Rack & Pinion Seal Kit.....	8576	Stg. Gear Complete Rebuilding Kit.....	7857
Rack & Pinion Upper Pinion Bearing Kit.....	8571	Stg. Gear Major Seal Kit.....	7859
Rack & Pinion Lower Pinion Bearing Kit.....	8572	Stg. Gear Input Shaft Seal Kit.....	7095
1984		1971-1969	
6-CYL. 170 ENG.; 6-CYL. 225 ENG.		V-8 318 ENG.; V-8 413 ENG.	
Pump Complete Rebuilding Kit.....	7899	Pump Complete Rebuilding Kit; M300; W/Chrysler P.S. Pump; ☆D ...	7900
Pump Seal Kit.....	7897	Pump Complete Rebuilding Kit; M300; W/Saginaw P.S. Pump; ☆B ...	7910
Pump Drive Shaft Seal Kit.....	8710	Pump Seal Kit; M300; W/Chrysler P.S. Pump; ☆D.....	7898
Stg. Gear Complete Rebuilding Kit.....	8539	Pump Seal Kit; M300; W/Saginaw P.S. Pump; ☆B.....	7918
Stg. Gear Major Seal Kit.....	7895	Pump Drive Shaft Seal Kit; M300; W/Saginaw P.S. Pump; ☆B.....	8709
Stg. Gear Input Shaft Seal Kit.....	8553	Stg. Gear Complete Rebuilding Kit; W/Saginaw Stg. Gear; ☆N.....	7857
Stg. Gear Complete Pitman Shaft Seal Kit.....	8759	Stg. Gear Major Seal Kit; W/Saginaw Stg. Gear; ☆N.....	7859
Stg. Gear Lower Pitman Shaft Seal Kit.....	8517	Stg. Gear Input Shaft Seal Kit; W/Saginaw Stg. Gear; ☆N.....	7095
Control Valve Seal Kit.....	8518	Stg. Gear Complete Pitman Shaft Seal Kit; W/Saginaw Stg. Gear;	
1983		☆N.....	
6-CYL. 170 ENG.; 6-CYL. 225 ENG.		8766	
Pump Complete Rebuilding Kit.....	7899	Stg. Gear Lower Pitman Shaft Seal Kit; W/Saginaw Stg. Gear; ☆N... 7856	
Pump Seal Kit.....	7897		
Pump Drive Shaft Seal Kit.....	8710		
Control Valve Seal Kit.....	8518		
M SERIES MOTOR HOME		MAGNUM	
1980		1979	
V-8 5.9 L ENG.		V-8 318 ENG.; V-8 360 ENG.	
Pump Complete Rebuilding Kit; M300.....	7910	Pump Complete Rebuilding Kit; W/Chrysler P.S. Pump; ☆D.....	8514
Pump Seal Kit; M300	7918	Pump Complete Rebuilding Kit; W/Saginaw P.S. Pump; ☆B	7910
Pump Drive Shaft Seal Kit; M300.....	8709	Pump Seal Kit; W/Chrysler P.S. Pump; ☆D.....	8507
Stg. Gear Complete Rebuilding Kit; 1st Design; W/Casting No. 7802644L.....	7857	Pump Seal Kit; W/Saginaw P.S. Pump; ☆B.....	7918
Stg. Gear Complete Rebuilding Kit; 2nd Design; W/Casting No. 7802644.....	8524	Pump Drive Shaft Seal Kit; W/Chrysler P.S. Pump; ☆D.....	8708
Stg. Gear Major Seal Kit; 1st Design; W/Casting No. 7802644L.....	7859	Pump Drive Shaft Seal Kit; W/Saginaw P.S. Pump; ☆B	8709
Stg. Gear Major Seal Kit; 2nd Design; W/Casting No. 7802644.....	8523	Stg. Gear Complete Rebuilding Kit.....	8538
Stg. Gear Input Shaft Seal Kit; 1st Design; W/Casting No. 7802644L	7095	Stg. Gear Major Seal Kit.....	8513
Stg. Gear Input Shaft Seal Kit; 2nd Design; W/Casting No. 7802644.	8525	Stg. Gear Input Shaft Seal Kit.....	8553
Stg. Gear Complete Pitman Shaft Seal Kit.....	8766	Stg. Gear Complete Pitman Shaft Seal Kit.....	8765
Stg. Gear Lower Pitman Shaft Seal Kit.....	7856	Stg. Gear Lower Pitman Shaft Seal Kit.....	8516
1979		Control Valve Seal Kit.....	
V-8 360 ENG.; V-8 440 ENG.		8518	
Pump Complete Rebuilding Kit; M300.....	7910		
Pump Seal Kit; M300	7918		
Pump Drive Shaft Seal Kit; M300.....	8709		
Stg. Gear Complete Rebuilding Kit; 1st Design; W/Casting No. 7802644L.....	7857		
Stg. Gear Complete Rebuilding Kit; 2nd Design; W/Casting No. 7802644.....	8524		
1978			
V-8 318 ENG.; V-8 360 ENG.; V-8 400 ENG.			
Pump Complete Rebuilding Kit; W/Chrysler P.S. Pump; ☆D.....	8514		
Pump Complete Rebuilding Kit; W/Saginaw P.S. Pump; ☆B	7910		
Pump Seal Kit; W/Chrysler P.S. Pump; ☆D.....	8507		
Pump Seal Kit; W/Saginaw P.S. Pump; ☆B.....	7918		
Pump Drive Shaft Seal Kit; W/Chrysler P.S. Pump; ☆D.....	8708		
Pump Drive Shaft Seal Kit; W/Saginaw P.S. Pump; ☆B	8709		
Stg. Gear Complete Rebuilding Kit.....	8538		
Stg. Gear Major Seal Kit.....	8513		
Stg. Gear Input Shaft Seal Kit.....	8553		
Stg. Gear Complete Pitman Shaft Seal Kit.....	8765		
Stg. Gear Lower Pitman Shaft Seal Kit.....	8516		
Control Valve Seal Kit.....	8518		

☆ See Pages A14 - A15 For Pump or Gear Identification.

⊗ Packaged one bushing per box, order as required.

SYSTEM
PUMP &
GEAR
IDENT.

SYSTEM &
COM-
PONENT
IDENT.

PASS.
CARS

LIGHT
TRUCKS

MEDIUM/
HEAVY
TRUCKS

BUSES

HOSE
NUMER-
ICAL

REPAIR
KITS

KIT
NUMER-
ICAL

ILLUSTRATIONS

Power Steering Repair Kits for Passenger Cars and Light Trucks

	Application	Kit No.	Application	Kit No.	
SYSTEM PUMP & GEAR IDENT.	DODGE - Continued		DODGE - Continued		
	MAGNUM - Continued		MB SERIES VAN - Continued		
	1978 - Continued		1972 - Continued		
	V-8 318 ENG.; V-8 360 ENG.; V-8 400 ENG. - Continued		V-8 318 ENG.; V-8 360 ENG. - Continued		
		Stg. Gear Complete Rebuilding Kit.....	8538	Control Valve Seal Kit.....	8518
		Stg. Gear Major Seal Kit.....	8513		
		Stg. Gear Input Shaft Seal Kit.....	8553		
		Stg. Gear Complete Pitman Shaft Seal Kit.....	8765		
		Stg. Gear Lower Pitman Shaft Seal Kit.....	8516		
		Control Valve Seal Kit.....	8518		
SYSTEM & COMPONENT IDENT.	MB SERIES VAN		MINI RAM VAN		
	1980		1988		
	V-8 5.9 L ENG.		4-CYL. 2.5 L ENG.; V-6 3.0 L ENG.		
		Pump Complete Rebuilding Kit.....	7910	Pump Complete Rebuilding Kit.....	7910
		Pump Seal Kit.....	7918	Pump Seal Kit; W/Saginaw P.S. Pump; ☆B.....	7918
		Pump Drive Shaft Seal Kit.....	8709	Pump Drive Shaft Seal Kit.....	8709
		Stg. Gear Complete Rebuilding Kit.....	8538	Rack & Pinion Seal Kit; W/Plastic Rack Bulkhead.....	8610
		Stg. Gear Major Seal Kit.....	8513	Rack & Pinion Lower Pinion Bearing Kit.....	8579
		Stg. Gear Input Shaft Seal Kit.....	8553		
		Stg. Gear Complete Pitman Shaft Seal Kit.....	8765		
PASS. CARS		Stg. Gear Lower Pitman Shaft Seal Kit.....	8516		
		Control Valve Seal Kit.....	8518		
	1979		1987		
	V-8 360 ENG.; V-8 440 ENG.		4-CYL. 2.2 L ENG.; 4-CYL. 2.6 L ENG.; V-6 3.0 L ENG.		
		Pump Complete Rebuilding Kit.....	7910	Pump Complete Rebuilding Kit.....	7910
		Pump Seal Kit.....	7918	Pump Seal Kit; W/Saginaw P.S. Pump; ☆B.....	7918
		Pump Drive Shaft Seal Kit.....	8709	Pump Drive Shaft Seal Kit.....	8709
		Stg. Gear Complete Rebuilding Kit.....	8538	Rack & Pinion Seal Kit; W/Plastic Rack Bulkhead.....	8610
		Stg. Gear Major Seal Kit.....	8513	Rack & Pinion Lower Pinion Bearing Kit.....	8579
		Stg. Gear Input Shaft Seal Kit.....	8553		
LIGHT TRUCKS		Stg. Gear Complete Pitman Shaft Seal Kit.....	8765		
		Stg. Gear Lower Pitman Shaft Seal Kit.....	8516		
		Control Valve Seal Kit.....	8518		
	1986-1984		4-CYL. 2.5 L ENG.		
		Pump Complete Rebuilding Kit.....	7910	Pump Complete Rebuilding Kit.....	7910
		Pump Seal Kit.....	7918	Pump Seal Kit.....	7918
		Pump Drive Shaft Seal Kit.....	8709	Pump Drive Shaft Seal Kit.....	8709
		Stg. Gear Complete Rebuilding Kit.....	8538	Rack & Pinion Seal Kit; W/Plastic Rack Bulkhead.....	8610
		Stg. Gear Major Seal Kit.....	8513	Rack & Pinion Lower Pinion Bearing Kit.....	8579
		Stg. Gear Input Shaft Seal Kit.....	8553		
MEDIUM/HEAVY TRUCKS		Stg. Gear Complete Pitman Shaft Seal Kit.....	8765		
		Stg. Gear Lower Pitman Shaft Seal Kit.....	8516		
		Control Valve Seal Kit.....	8518		
	1983-1981		MIRADA		
	V-8 400 ENG.; V-8 440 ENG.		1983-1981		
		Pump Complete Rebuilding Kit.....	7910	6-CYL. 3.7 L ENG.; V-8 5.2 L ENG.	
		Pump Seal Kit.....	7918	Pump Complete Rebuilding Kit.....	7910
		Pump Drive Shaft Seal Kit.....	8709	Pump Seal Kit.....	7918
		Stg. Gear Complete Rebuilding Kit.....	8538	Pump Drive Shaft Seal Kit.....	8709
		Stg. Gear Major Seal Kit.....	8513	Stg. Gear Complete Rebuilding Kit.....	8538
	Stg. Gear Input Shaft Seal Kit.....	8553	Stg. Gear Major Seal Kit.....	8513	
BUSES		Stg. Gear Complete Pitman Shaft Seal Kit.....	8765	Stg. Gear Input Shaft Seal Kit.....	8553
		Stg. Gear Lower Pitman Shaft Seal Kit.....	8516	Stg. Gear Complete Pitman Shaft Seal Kit.....	8765
		Control Valve Seal Kit.....	8518	Stg. Gear Lower Pitman Shaft Seal Kit.....	8516
	1975-1974		1980		
	V-8 360 ENG.; V-8 440 ENG.		6-CYL. 3.7 L ENG.; V-8 5.2 L ENG.; V-8 5.9 L ENG.		
		Pump Complete Rebuilding Kit.....	7910	Pump Complete Rebuilding Kit.....	7910
		Pump Seal Kit.....	7918	Pump Seal Kit.....	7918
		Pump Drive Shaft Seal Kit.....	8709	Pump Drive Shaft Seal Kit.....	8709
		Stg. Gear Complete Rebuilding Kit.....	8538	Stg. Gear Complete Rebuilding Kit.....	8538
		Stg. Gear Major Seal Kit.....	8513	Stg. Gear Major Seal Kit.....	8513
	Stg. Gear Input Shaft Seal Kit.....	8553	Stg. Gear Input Shaft Seal Kit.....	8553	
HOSE NUMERICAL		Stg. Gear Complete Pitman Shaft Seal Kit.....	8765	Stg. Gear Complete Pitman Shaft Seal Kit.....	8765
		Stg. Gear Lower Pitman Shaft Seal Kit.....	8516	Stg. Gear Lower Pitman Shaft Seal Kit.....	8516
		Control Valve Seal Kit.....	8518	Control Valve Seal Kit.....	8518
	1973		MONACO		
	V-8 360 ENG.		1992-1990		
		Pump Complete Rebuilding Kit.....	7910	V-6 3.0 L ENG.	
		Pump Seal Kit.....	7918	Pump Complete Rebuilding Kit.....	8630
		Pump Drive Shaft Seal Kit.....	8709	Pump Seal Kit.....	8631
		Stg. Gear Complete Rebuilding Kit.....	8538	Pump Drive Shaft Seal Kit.....	8709
		Stg. Gear Major Seal Kit.....	8513	Rack & Pinion Seal Kit.....	8753
	Stg. Gear Input Shaft Seal Kit.....	8553			
REPAIR KITS		Stg. Gear Complete Pitman Shaft Seal Kit.....	8765		
		Stg. Gear Lower Pitman Shaft Seal Kit.....	8516		
		Control Valve Seal Kit.....	8518		
	1972		1978		
	V-8 318 ENG.; V-8 360 ENG.		6-CYL. 225 ENG.; V-8 318 ENG.; V-8 360 ENG.; V-8 400 ENG.; V-8 440 ENG.		
		Pump Complete Rebuilding Kit.....	7910	Pump Complete Rebuilding Kit; W/Chrysler P.S. Pump; ☆D.....	8514
		Pump Seal Kit.....	7918	Pump Complete Rebuilding Kit; W/Saginaw P.S. Pump; ☆B.....	7910
		Pump Drive Shaft Seal Kit.....	8709	Pump Seal Kit; W/Chrysler P.S. Pump; ☆D.....	8507
		Stg. Gear Complete Rebuilding Kit.....	8538	Pump Seal Kit; W/Saginaw P.S. Pump; ☆B.....	7918
		Stg. Gear Major Seal Kit.....	8513	Pump Drive Shaft Seal Kit; W/Chrysler P.S. Pump; ☆D.....	8708
	Stg. Gear Input Shaft Seal Kit.....	8553	Pump Drive Shaft Seal Kit; W/Saginaw P.S. Pump; ☆B.....	8709	
	Stg. Gear Complete Pitman Shaft Seal Kit.....	8765	Stg. Gear Complete Rebuilding Kit.....	8538	
KIT NUMERICAL		Stg. Gear Lower Pitman Shaft Seal Kit.....	8516		
		Control Valve Seal Kit.....	8518		
	ILLUSTRATIONS				

☆ See Pages A14 - A15 For Pump or Gear Identification.

⊗ Packaged one bushing per box, order as required.

Power Steering Repair Kits for Passenger Cars and Light Trucks

Application	Kit No.	Application	Kit No.
DODGE - Continued		DODGE - Continued	
POLARA - Continued		POLARA - Continued	
1965 - Continued		1960 - Continued	
V-8 383 ENG.; V-8 413 ENG.; V-8 426 ENG. - Continued		V-8 383 ENG. - Continued	
Pump Seal Kit; W/Chrysler P.S. Pump; W/Hex or Slotted End Shaft; ☆D.....	7898	Stg. Gear Input Shaft Seal Kit.....	8553
Pump Seal Kit; W/Chrysler P.S. Pump; W/Plain End Shaft; ☆D.....	7897	Stg. Gear Complete Pitman Shaft Seal Kit.....	8765
Pump Drive Shaft Seal Kit; W/Chrysler P.S. Pump; W/Plain End Shaft; ☆D.....	8710	Stg. Gear Lower Pitman Shaft Seal Kit.....	8516
Stg. Gear Complete Rebuilding Kit.....	8538	Control Valve Seal Kit.....	8518
Stg. Gear Major Seal Kit.....	8513		
Stg. Gear Input Shaft Seal Kit.....	8553		
Stg. Gear Complete Pitman Shaft Seal Kit.....	8765		
Stg. Gear Lower Pitman Shaft Seal Kit.....	8516		
Control Valve Seal Kit.....	8518		
1964-1963		RAIDER	
6-CYL. 225 ENG.; V-8 318 ENG.; V-8 383 ENG.; V-8 426 ENG.		1989	
Pump Complete Rebuilding Kit; W/Chrysler P.S. Pump; W/Hex or Slotted End Shaft; ☆D.....	7900	4-CYL. 2.6 L ENG.; V-6 3.0 L ENG.	
Pump Complete Rebuilding Kit; W/Chrysler P.S. Pump; W/Plain End Shaft; ☆D.....	7899	Pump Seal Kit.....	8825
Pump Seal Kit; W/Chrysler P.S. Pump; W/Hex or Slotted End Shaft; ☆D.....	7898	Stg. Gear Major Seal Kit.....	8747
Pump Seal Kit; W/Chrysler P.S. Pump; W/Plain End Shaft; ☆D.....	7897		
Pump Drive Shaft Seal Kit; W/Chrysler P.S. Pump; W/Plain End Shaft; ☆D.....	8710		
Stg. Gear Complete Rebuilding Kit.....	8539		
Stg. Gear Major Seal Kit.....	7895		
Stg. Gear Input Shaft Seal Kit.....	8553		
Stg. Gear Complete Pitman Shaft Seal Kit.....	8759		
Stg. Gear Lower Pitman Shaft Seal Kit.....	8517		
Control Valve Seal Kit.....	8518		
1962		1988-1987	
V-8 361 ENG.; V-8 413 ENG.		4-CYL. 2.6 L ENG.	
Pump Complete Rebuilding Kit; W/Chrysler P.S. Pump; W/Hex or Slotted End Shaft; ☆D.....	7900	Pump Seal Kit.....	8825
Pump Complete Rebuilding Kit; W/Chrysler P.S. Pump; W/Plain End Shaft; ☆D.....	7899	Stg. Gear Major Seal Kit.....	8747
Pump Seal Kit; W/Chrysler P.S. Pump; W/Hex or Slotted End Shaft; ☆D.....	7898		
Pump Seal Kit; W/Chrysler P.S. Pump; W/Plain End Shaft; ☆D.....	7897		
Pump Drive Shaft Seal Kit; W/Chrysler P.S. Pump; W/Plain End Shaft; ☆D.....	8710		
Stg. Gear Complete Rebuilding Kit.....	8539		
Stg. Gear Major Seal Kit.....	7895		
Stg. Gear Input Shaft Seal Kit.....	8553		
Stg. Gear Complete Pitman Shaft Seal Kit.....	8759		
Stg. Gear Lower Pitman Shaft Seal Kit.....	8517		
Control Valve Seal Kit.....	8518		
1961		RAM 50 PICKUP	
V-8 361 ENG.; V-8 383 ENG.		1993-1992	
Pump Complete Rebuilding Kit; W/Chrysler P.S. Pump; W/Hex or Slotted End Shaft; ☆D.....	7900	4-CYL. 2.4 L ENG.	
Pump Complete Rebuilding Kit; W/Chrysler P.S. Pump; W/Plain End Shaft; ☆D.....	7899	Pump Seal Kit.....	8791
Pump Seal Kit; W/Chrysler P.S. Pump; W/Hex or Slotted End Shaft; ☆D.....	7898	Stg. Gear Major Seal Kit; W/2WD.....	8745
Pump Seal Kit; W/Chrysler P.S. Pump; W/Plain End Shaft; ☆D.....	7897	Stg. Gear Major Seal Kit; W/4WD.....	8746
Pump Drive Shaft Seal Kit; W/Chrysler P.S. Pump; W/Plain End Shaft; ☆D.....	8710		
Stg. Gear Complete Rebuilding Kit.....	8539		
Stg. Gear Major Seal Kit.....	7895		
Stg. Gear Input Shaft Seal Kit.....	8553		
Stg. Gear Complete Pitman Shaft Seal Kit.....	8759		
Stg. Gear Lower Pitman Shaft Seal Kit.....	8517		
Control Valve Seal Kit.....	8518		
1960		1991-1990	
V-8 383 ENG.		4-CYL. 2.4 L ENG.; V-6 3.0 L ENG.	
Pump Complete Rebuilding Kit; W/Chrysler P.S. Pump; W/Hex or Slotted End Shaft; ☆D.....	7900	Pump Seal Kit.....	8791
Pump Complete Rebuilding Kit; W/Chrysler P.S. Pump; W/Plain End Shaft; ☆D.....	7899	Stg. Gear Major Seal Kit; W/2WD.....	8745
Pump Seal Kit; W/Chrysler P.S. Pump; W/Hex or Slotted End Shaft; ☆D.....	7898	Stg. Gear Major Seal Kit; W/4WD.....	8746
Pump Seal Kit; W/Chrysler P.S. Pump; W/Plain End Shaft; ☆D.....	7897		
Pump Drive Shaft Seal Kit; W/Chrysler P.S. Pump; W/Plain End Shaft; ☆D.....	8710		
Stg. Gear Complete Rebuilding Kit.....	8538		
Stg. Gear Major Seal Kit.....	8513		

☆ See Pages A14 - A15 For Pump or Gear Identification.

⊗ Packaged one bushing per box, order as required.

SYSTEM PUMP & GEAR IDENT.

SYSTEM & COMPONENT IDENT.

PASS. CARS

LIGHT TRUCKS

MEDIUM/HEAVY TRUCKS

BUSES

HOSE NUMERICAL

REPAIR KITS

KIT NUMERICAL

ILLUSTRATIONS

Power Steering Repair Kits for Passenger Cars and Light Trucks

Application	Kit No.	Application	Kit No.
DODGE - Continued		DODGE - Continued	
ROYAL MONACO - Continued		SPIRIT - Continued	
1977 - Continued		1995-1993 - Continued	
V-8 318 ENG.; V-8 360 ENG.; V-8 400 ENG.; V-8 440 ENG.		4-CYL. 2.5 L ENG.; V-6 3.0 L ENG. - Continued	
- Continued		Pump Drive Shaft Seal Kit; W/Saginaw P.S. Pump; ☆B	8709
Pump Drive Shaft Seal Kit; W/Saginaw P.S. Pump; ☆B	8709	Rack & Pinion Seal Kit; W/Plastic Rack Bulkhead	8610
Stg. Gear Complete Rebuilding Kit	8538	Rack & Pinion Lower Pinion Bearing Kit	8579
Stg. Gear Major Seal Kit	8513		
Stg. Gear Input Shaft Seal Kit	8553	1992	
Stg. Gear Complete Pitman Shaft Seal Kit	8765	4-CYL. 2.2 L ENG.; 4-CYL. 2.5 L ENG.; V-6 3.0 L ENG.	
Stg. Gear Lower Pitman Shaft Seal Kit	8516	Pump Complete Rebuilding Kit; W/Saginaw P.S. Pump; ☆B	7910
Control Valve Seal Kit	8518	Pump Seal Kit; W/Saginaw P.S. Pump; ☆B	7918
		Pump Drive Shaft Seal Kit; W/Saginaw P.S. Pump; ☆B	8709
		Rack & Pinion Seal Kit; W/Plastic Rack Bulkhead	8610
		Rack & Pinion Lower Pinion Bearing Kit	8579
1976-1975			
V-8 360 ENG.; V-8 400 ENG.; V-8 440 ENG.		1991	
Pump Complete Rebuilding Kit; W/Chrysler P.S. Pump; ☆D	8514	4-CYL. 2.2 L ENG.; 4-CYL. 2.5 L ENG.; V-6 3.0 L ENG.	
Pump Complete Rebuilding Kit; W/Saginaw P.S. Pump; ☆B	7910	Pump Complete Rebuilding Kit; W/Saginaw P.S. Pump; ☆B	7910
Pump Seal Kit; W/Chrysler P.S. Pump; ☆D	8507	Pump Seal Kit; W/Saginaw P.S. Pump; ☆B	7918
Pump Seal Kit; W/Saginaw P.S. Pump; ☆B	7918	Pump Seal Kit; W/ZF P.S. Pump	8632
Pump Drive Shaft Seal Kit; W/Chrysler P.S. Pump; ☆D	8708	Pump Drive Shaft Seal Kit; W/Saginaw P.S. Pump; ☆B	8709
Pump Drive Shaft Seal Kit; W/Saginaw P.S. Pump; ☆B	8709	Rack & Pinion Seal Kit; W/Plastic Rack Bulkhead	8610
Stg. Gear Complete Rebuilding Kit	8538	Rack & Pinion Lower Pinion Bearing Kit	8579
Stg. Gear Major Seal Kit	8513		
Stg. Gear Input Shaft Seal Kit	8553		
Stg. Gear Complete Pitman Shaft Seal Kit	8765		
Stg. Gear Lower Pitman Shaft Seal Kit	8516		
Control Valve Seal Kit	8518		
SHADOW			
1994-1992			
4-CYL. 2.2 L ENG.; 4-CYL. 2.5 L ENG.; V-6 3.0 L ENG.			
Pump Complete Rebuilding Kit	7910		
Pump Seal Kit	7918		
Pump Drive Shaft Seal Kit	8709		
Rack & Pinion Seal Kit; W/Plastic Rack Bulkhead	8610		
Rack & Pinion Lower Pinion Bearing Kit	8579		
1991			
4-CYL. 2.2 L ENG.; 4-CYL. 2.5 L ENG.			
Pump Complete Rebuilding Kit	7910		
Pump Seal Kit	7918		
Pump Drive Shaft Seal Kit	8709		
Rack & Pinion Seal Kit; W/Plastic Rack Bulkhead	8610		
Rack & Pinion Lower Pinion Bearing Kit	8579		
1990-1989			
4-CYL. 2.2 L ENG.; 4-CYL. 2.5 L ENG.			
Pump Complete Rebuilding Kit; W/Saginaw P.S. Pump; ☆B	7910		
Pump Seal Kit; W/Saginaw P.S. Pump; ☆B	7918		
Pump Seal Kit; W/ZF P.S. Pump	8632		
Pump Drive Shaft Seal Kit; W/Saginaw P.S. Pump; ☆B	8709		
Rack & Pinion Seal Kit; W/Plastic Rack Bulkhead	8610		
Rack & Pinion Lower Pinion Bearing Kit	8579		
1988			
4-CYL. 2.2 L ENG.; 4-CYL. 2.5 L ENG.			
Pump Complete Rebuilding Kit; W/Saginaw P.S. Pump; ☆B	7910		
Pump Seal Kit; W/Saginaw P.S. Pump; ☆B	7918		
Pump Seal Kit; W/ZF P.S. Pump	8632		
Pump Drive Shaft Seal Kit; W/Saginaw P.S. Pump; ☆B	8709		
Rack & Pinion Seal Kit; W/Plastic Rack Bulkhead; W/TRW Rack & Pinion Gear; ☆R	8610		
Rack & Pinion Seal Kit; W/Saginaw Rack & Pinion Gear	8576		
Rack & Pinion Lower Pinion Bearing Kit	8579		
1987			
4-CYL. 2.2 L ENG.			
Pump Complete Rebuilding Kit; W/Saginaw P.S. Pump; ☆B	7910		
Pump Seal Kit; W/Saginaw P.S. Pump; ☆B	7918		
Pump Seal Kit; W/ZF P.S. Pump	8632		
Pump Drive Shaft Seal Kit; W/Saginaw P.S. Pump; ☆B	8709		
Rack & Pinion Seal Kit; W/Saginaw Rack & Pinion Gear	8576		
Rack & Pinion Seal Kit; W/TRW Rack & Pinion Gear; W/Plastic Rack Bulkhead; ☆R	8610		
Rack & Pinion Lower Pinion Bearing Kit	8579		
SPIRIT			
1995-1993			
4-CYL. 2.5 L ENG.; V-6 3.0 L ENG.			
Pump Complete Rebuilding Kit; W/Saginaw P.S. Pump; ☆B	7910		
Pump Seal Kit; W/Saginaw P.S. Pump; ☆B	7918		

☆ See Pages A14 - A15 For Pump or Gear Identification.

⊛ Packaged one bushing per box, order as required.

SYSTEM PUMP & GEAR IDENT.

SYSTEM & COMPONENT IDENT.

PASS. CARS

LIGHT TRUCKS

MEDIUM/HEAVY TRUCKS

BUSES

HOSE NUMERICAL

REPAIR KITS

KIT NUMERICAL

ILLUSTRATIONS

Power Steering Repair Kits for Passenger Cars and Light Trucks

	Application	Kit No.	Application	Kit No.	
SYSTEM PUMP & GEAR IDENT.	DODGE - Continued		DODGE - Continued		
	STEALTH		600 - Continued		
	1995		1988-1987 - Continued		
	V-6 3.0 L ENG.		4-CYL. 2.2 L ENG.; 4-CYL. 2.5 L ENG. - Continued		
		Pump Seal Kit.....	8720	Pump Seal Kit.....	7918
		Rack & Pinion Seal Kit; W/FWD.....	8692	Pump Drive Shaft Seal Kit.....	8709
	1994-1991		Rack & Pinion Seal Kit; W/Plastic Rack Bulkhead.....		8610
	V-6 3.0 L ENG.		Rack & Pinion Lower Pinion Bearing Kit.....		8579
		Pump Seal Kit.....	8720	1986	
		Rack & Pinion Seal Kit.....	8692	4-CYL. 2.2 L ENG.; 4-CYL. 2.5 L ENG.	
SYSTEM & COMPONENT IDENT.	STRATUS		Pump Complete Rebuilding Kit.....		7910
	1995		Pump Seal Kit.....		7918
	4-CYL. 2.0 L ENG.; 4-CYL. 2.4 L ENG.; V-6 2.5 L ENG.		Pump Drive Shaft Seal Kit.....		8709
		Rack & Pinion Seal Kit.....	8610	Rack & Pinion Seal Kit; W/Saginaw Rack & Pinion Gear.....	8576
		Rack & Pinion Lower Pinion Bearing Kit.....	8579	Rack & Pinion Seal Kit; W/TRW Rack & Pinion Gear; W/Plastic Rack Bulkhead; ☆R.....	8610
	VIPER		Rack & Pinion Upper Pinion Bearing Kit; W/Saginaw Rack & Pinion Gear.....		8571
	1995-1992		Rack & Pinion Lower Pinion Bearing Kit; W/Saginaw Rack & Pinion Gear.....		8572
	V-10 8.0 L ENG.		Rack & Pinion Lower Pinion Bearing Kit; W/TRW Rack & Pinion Gear; ☆R.....		8579
		Pump Complete Rebuilding Kit.....	8900	1985-1983	
		Pump Seal Kit.....	8794	4-CYL. 2.2 L ENG.; 4-CYL. 2.6 L ENG.	
PASS. CARS	330		Pump Complete Rebuilding Kit.....		7910
	1964-1963		Pump Seal Kit.....		7918
	6-CYL. 225 ENG.; V-8 318 ENG.; V-8 383 ENG.; V-8 426 ENG.		Pump Drive Shaft Seal Kit.....		8709
		Pump Complete Rebuilding Kit; W/Chrysler P.S. Pump; W/Hex or Slotted End Shaft; ☆D.....	7900	Rack & Pinion Seal Kit; W/Saginaw Rack & Pinion Gear.....	8576
		Pump Complete Rebuilding Kit; W/Chrysler P.S. Pump; W/Plain End Shaft; ☆D.....	7899	Rack & Pinion Seal Kit; W/TRW Rack & Pinion Gear; W/Plastic Rack Bulkhead; ☆R.....	8610
		Pump Seal Kit; W/Chrysler P.S. Pump; W/Hex or Slotted End Shaft; ☆D.....	7898	Rack & Pinion Upper Pinion Bearing Kit; W/Saginaw Rack & Pinion Gear.....	8571
		Pump Seal Kit; W/Chrysler P.S. Pump; W/Plain End Shaft; ☆D.....	7897	Rack & Pinion Lower Pinion Bearing Kit; W/Saginaw Rack & Pinion Gear.....	8572
		Pump Drive Shaft Seal Kit; W/Chrysler P.S. Pump; W/Plain End Shaft; ☆D.....	8710	Rack & Pinion Lower Pinion Bearing Kit; W/TRW Rack & Pinion Gear; ☆R.....	8579
		Stg. Gear Complete Rebuilding Kit.....	8539	2000 GTX	
		Stg. Gear Major Seal Kit.....	7895	1990	
LIGHT TRUCKS		Stg. Gear Input Shaft Seal Kit.....	4-CYL. 2.0 L ENG. (CANADA)		
		Stg. Gear Complete Pitman Shaft Seal Kit.....	Pump Seal Kit.....		8722
		Stg. Gear Lower Pitman Shaft Seal Kit.....	Rack & Pinion Seal Kit.....		8655
		Control Valve Seal Kit.....	1989		
	400		4-CYL. 2.0 L ENG. (CANADA)		
	1983-1982		Pump Seal Kit.....		8722
	4-CYL. 2.2 L ENG.; 4-CYL. 2.6 L ENG.		Rack & Pinion Seal Kit; W/DOHC Eng.....		8656
		Pump Complete Rebuilding Kit.....	Rack & Pinion Seal Kit; W/SOHC Eng.....		8655
		Pump Seal Kit.....	EAGLE		
		Pump Drive Shaft Seal Kit.....	MEDALLION		
MEDIUM/HEAVY TRUCKS		Rack & Pinion Seal Kit; W/Saginaw Stg. Gear; ☆N.....	1989-1988		
		Rack & Pinion Upper Pinion Bearing Kit; W/Saginaw Stg. Gear; ☆N.....	4-CYL. 2.2 L ENG.		
		Rack & Pinion Lower Pinion Bearing Kit; W/Saginaw Stg. Gear; ☆N.....	Pump Complete Rebuilding Kit; W/Attached Reservoir.....		7910
		Rack & Pinion Lower Pinion Bearing Kit; W/TRW Stg. Gear; ☆R.....	Pump Complete Rebuilding Kit; W/O Attached Reservoir.....		8630
	440		Pump Seal Kit; W/Attached Reservoir.....		7918
	1964-1963		Pump Seal Kit; W/O Attached Reservoir.....		8631
	6-CYL. 225 ENG.; V-8 318 ENG.; V-8 383 ENG.; V-8 426 ENG.		Pump Drive Shaft Seal Kit.....		8709
		Pump Complete Rebuilding Kit; W/Chrysler P.S. Pump; W/Hex or Slotted End Shaft; ☆D.....	7900	PREMIER	
		Pump Complete Rebuilding Kit; W/Chrysler P.S. Pump; W/Plain End Shaft; ☆D.....	7899	1992-1990	
		Pump Seal Kit; W/Chrysler P.S. Pump; W/Hex or Slotted End Shaft; ☆D.....	7898	V-6 3.0 L ENG.	
BUSES		Pump Seal Kit; W/Chrysler P.S. Pump; W/Plain End Shaft; ☆D.....	Pump Complete Rebuilding Kit.....		8630
		Pump Drive Shaft Seal Kit; W/Chrysler P.S. Pump; W/Plain End Shaft; ☆D.....	Pump Seal Kit.....		8631
		Stg. Gear Complete Rebuilding Kit.....	Pump Drive Shaft Seal Kit.....		8709
		Stg. Gear Major Seal Kit.....	Rack & Pinion Seal Kit.....		8753
		Stg. Gear Input Shaft Seal Kit.....	1989-1988		
		Stg. Gear Complete Pitman Shaft Seal Kit.....	4-CYL. 2.5 L ENG.		
		Stg. Gear Lower Pitman Shaft Seal Kit.....	Pump Complete Rebuilding Kit.....		8561
		Control Valve Seal Kit.....	Pump Seal Kit.....		8554
	400		Pump Drive Shaft Seal Kit.....		8712
	1988-1987		Rack & Pinion Seal Kit.....		8753
HOSE NUMERICAL	4-CYL. 2.2 L ENG.; 4-CYL. 2.5 L ENG.		V-6 3.0 L ENG.		
		Pump Complete Rebuilding Kit.....	Pump Complete Rebuilding Kit.....		8630
			Pump Seal Kit.....		8631
	REPAIR KITS		ILLUSTRATIONS		

☆ See Pages A14 - A15 For Pump or Gear Identification.

⊗ Packaged one bushing per box, order as required.

Power Steering Repair Kits for Passenger Cars and Light Trucks

Application	Kit No.	Application	Kit No.
EAGLE - Continued		EAGLE - Continued	
PREMIER - Continued		VISTA - Continued	
1989-1988 - Continued		1991	
V-6 3.0 L ENG. - Continued		4-CYL. 1.5 L ENG. (CANADA); 4-CYL. 2.0 L ENG. (CANADA)	
Pump Drive Shaft Seal Kit.....	8709	Pump Seal Kit.....	8825
Rack & Pinion Seal Kit.....	8753	Rack & Pinion Seal Kit.....	8662
SUMMIT		1990-1989	
1995-1993		4-CYL. 1.5 L ENG. (CANADA); 4-CYL. 1.6 L ENG. (CANADA);	
4-CYL. 1.5 L ENG.; 4-CYL. 1.8 L ENG.; 4-CYL. 2.4 L ENG.		4-CYL. 2.0 L ENG. (CANADA)	
Pump Seal Kit; Exc. Wagon.....	8720	Pump Seal Kit.....	8825
Pump Seal Kit; Wagon.....	8721	Rack & Pinion Seal Kit.....	8662
1992		2000 GTX	
4-CYL. 1.5 L ENG.; 4-CYL. 1.8 L ENG.; 4-CYL. 2.4 L ENG.		1993-1991	
Pump Seal Kit; Exc. Wagon; Jul. & Newer.....	8720	4-CYL. 2.0 L ENG. (CANADA)	
Pump Seal Kit; Exc. Wagon; Jun. & Older.....	8721	Pump Seal Kit.....	8721
Pump Seal Kit; Wagon.....	8721	Rack & Pinion Seal Kit; W/2WD; W/DOHC Eng.....	8656
Rack & Pinion Seal Kit.....	8662	Rack & Pinion Seal Kit; W/2WD; W/SOHC Eng.....	8655
1991		Rack & Pinion Seal Kit; W/AWD; W/Auto. Trans.....	8655
4-CYL. 1.5 L ENG.		Rack & Pinion Seal Kit; W/AWD; W/Man. Trans.....	8691
Pump Seal Kit.....	8722	EDSEL	
Rack & Pinion Seal Kit.....	8662	BERMUDA	
1990-1989		1958	
4-CYL. 1.5 L ENG.; 4-CYL. 1.6 L ENG.		V-8 361 ENG.	
Pump Seal Kit.....	8722	Pump Seal Kit; W/Belt Drive P.S.....	7168
Rack & Pinion Seal Kit.....	8662	Pump Drive Shaft Seal Kit; W/Belt Drive P.S.....	8713
TALON		Power Cyl. Complete Rebuilding Kit.....	7875
1995		Power Cyl. Piston Rod Seal Kit.....	7877
4-CYL. 2.0 L ENG.		CITATION	
Pump Seal Kit; W/O Turbo.....	8798	1958	
Pump Seal Kit; W/Turbo.....	8824	V-8 410 ENG.	
Rack & Pinion Seal Kit.....	8870	Pump Seal Kit; W/Belt Drive P.S.....	7168
1994-1993		Pump Drive Shaft Seal Kit; W/Belt Drive P.S.....	8713
4-CYL. 1.8 L ENG.; 4-CYL. 2.0 L ENG.		Power Cyl. Complete Rebuilding Kit.....	7875
Pump Seal Kit.....	8721	Power Cyl. Piston Rod Seal Kit.....	7877
Rack & Pinion Seal Kit.....	8691	CORSAIR	
1992		1959	
4-CYL. 2.0 L ENG.		V-8 332 ENG.	
Pump Seal Kit.....	8721	Pump Seal Kit.....	7168
Rack & Pinion Seal Kit.....	8691	Pump Drive Shaft Seal Kit.....	8713
1991		Power Cyl. Complete Rebuilding Kit.....	7875
4-CYL. 2.0 L ENG.		Power Cyl. Piston Rod Seal Kit.....	7877
Pump Seal Kit.....	8721	1958	
Rack & Pinion Seal Kit.....	8655	V-8 410 ENG.	
1990		Pump Seal Kit; W/Belt Drive P.S.....	7168
4-CYL. 2.0 L ENG.		Pump Drive Shaft Seal Kit; W/Belt Drive P.S.....	8713
Pump Seal Kit; W/2-Piece Pump Housing.....	8721	Power Cyl. Complete Rebuilding Kit.....	7875
Pump Seal Kit; W/3-Piece Pump Housing.....	8722	Power Cyl. Piston Rod Seal Kit.....	7877
Rack & Pinion Seal Kit.....	8656	PACER	
VISION		1958	
1995		V-8 361 ENG.	
V-6 3.3 L ENG.; V-6 3.5 L ENG.		Pump Seal Kit; W/Belt Drive P.S.....	7168
Pump Seal Kit.....	8624	Pump Drive Shaft Seal Kit; W/Belt Drive P.S.....	8713
Pump Drive Shaft Seal Kit.....	8709	Power Cyl. Complete Rebuilding Kit.....	7875
Rack & Pinion Seal Kit.....	8728	Power Cyl. Piston Rod Seal Kit.....	7877
1994-1993		RANGER	
V-6 3.3 L ENG.; V-6 3.5 L ENG.		1960	
Pump Complete Rebuilding Kit.....	8561	6-CYL. 223 ENG.; V-8 292 ENG.; V-8 352 ENG.	
Pump Seal Kit.....	8554	Pump Seal Kit.....	7168
Pump Drive Shaft Seal Kit.....	8712	Pump Drive Shaft Seal Kit.....	8713
Rack & Pinion Seal Kit.....	8728	Power Cyl. Complete Rebuilding Kit.....	7875
VISTA		Power Cyl. Piston Rod Seal Kit.....	7877
1992		1959	
4-CYL. 1.5 L ENG. (CANADA)		6-CYL. 223 ENG.; V-8 292 ENG.; V-8 332 ENG.; V-8 361 ENG.	
Pump Seal Kit.....	8721	Pump Seal Kit.....	7168
Rack & Pinion Seal Kit.....	8662	Pump Drive Shaft Seal Kit.....	8713
		Power Cyl. Complete Rebuilding Kit.....	7875
		Power Cyl. Piston Rod Seal Kit.....	7877

☆ See Pages A14 - A15 For Pump or Gear Identification.

☺ Packaged one bushing per box, order as required.

SYSTEM PUMP & GEAR IDENT.

SYSTEM & COMPONENT IDENT.

PASS. CARS

LIGHT TRUCKS

MEDIUM/HEAVY TRUCKS

BUSES

HOSE NUMERICAL

REPAIR KITS

KIT NUMERICAL

ILLUSTRATIONS

Power Steering Repair Kits for Passenger Cars and Light Trucks

	Application	Kit No.	Application	Kit No.	
SYSTEM PUMP & GEAR IDENT.	EDSEL - Continued		FORD - Continued		
	RANGER - Continued		ASPIRE - Continued		
	1958		1995-1994 - Continued		
	V-8 361 ENG.		4-CYL. 1.3 L ENG. - Continued		
		Pump Seal Kit; W/Belt Drive P.S.....	7168	Rack & Pinion Seal Kit.....	8811
		Pump Drive Shaft Seal Kit; W/Belt Drive P.S.....	8713		
		Power Cyl. Complete Rebuilding Kit.....	7875		
		Power Cyl. Piston Rod Seal Kit.....	7877		
	SYSTEM & COMPONENT IDENT.	ROUNDUP		BRONCO	
		1958		1995-1993	
V-8 361 ENG.		V-8 5.0 L ENG.; V-8 5.8 L ENG.			
		Pump Seal Kit; W/Belt Drive P.S.....	7168	Pump Complete Rebuilding Kit.....	8527
		Pump Drive Shaft Seal Kit; W/Belt Drive P.S.....	8713	Pump Seal Kit.....	8526
		Power Cyl. Complete Rebuilding Kit.....	7875	Pump Drive Shaft Seal Kit.....	8711
		Power Cyl. Piston Rod Seal Kit.....	7877	Stg. Gear Complete Rebuilding Kit.....	8896
				Stg. Gear Major Seal Kit.....	8897
				Stg. Gear Input Shaft Seal Kit.....	8520
				Stg. Gear Complete Pitman Shaft Seal Kit.....	8778
PASS. CARS	VILLAGER				
	1960				
	6-CYL. 223 ENG.; V-8 292 ENG.; V-8 352 ENG.				
		Pump Seal Kit.....	7168	Stg. Gear Lower Pitman Shaft Seal Kit.....	8779
		Pump Drive Shaft Seal Kit.....	8713		
		Power Cyl. Complete Rebuilding Kit.....	7875		
		Power Cyl. Piston Rod Seal Kit.....	7877		
LIGHT TRUCKS	1959		1992-1991		
	6-CYL. 223 ENG.; V-8 332 ENG.; V-8 361 ENG.		6-CYL. 4.9 L ENG.; V-8 5.0 L ENG.; V-8 5.8 L ENG.		
		Pump Seal Kit.....	7168	Pump Complete Rebuilding Kit.....	8527
		Pump Drive Shaft Seal Kit.....	8713	Pump Seal Kit.....	8526
		Power Cyl. Complete Rebuilding Kit.....	7875	Pump Drive Shaft Seal Kit.....	8711
		Power Cyl. Piston Rod Seal Kit.....	7877	Stg. Gear Complete Rebuilding Kit.....	8896
				Stg. Gear Major Seal Kit.....	8897
				Stg. Gear Input Shaft Seal Kit.....	8520
				Stg. Gear Complete Pitman Shaft Seal Kit.....	8778
				Stg. Gear Lower Pitman Shaft Seal Kit.....	8779
MEDIUM/HEAVY TRUCKS	1958		1990-1986		
	V-8 361 ENG.		6-CYL. 4.9 L ENG.; V-6 2.9 L ENG.; V-8 5.0 L ENG.; V-8 5.8 L ENG.		
		Pump Seal Kit; W/Belt Drive P.S.....	7168	Pump Complete Rebuilding Kit.....	8527
		Pump Drive Shaft Seal Kit; W/Belt Drive P.S.....	8713	Pump Seal Kit.....	8526
		Power Cyl. Complete Rebuilding Kit.....	7875	Pump Drive Shaft Seal Kit.....	8711
		Power Cyl. Piston Rod Seal Kit.....	7877	Stg. Gear Complete Rebuilding Kit.....	8896
				Stg. Gear Major Seal Kit.....	8897
				Stg. Gear Input Shaft Seal Kit.....	8520
				Stg. Gear Complete Pitman Shaft Seal Kit.....	8778
				Stg. Gear Lower Pitman Shaft Seal Kit.....	8779
BUSES	FORD		1985		
	AEROSTAR		4-CYL. 2.3 L DIESEL ENG.		
	1995-1990				
	V-6 3.0 L ENG.; V-6 4.0 L ENG.				
		Pump Complete Rebuilding Kit.....	8527	Pump Complete Rebuilding Kit.....	8561
		Pump Seal Kit.....	8526	Pump Seal Kit.....	8554
		Pump Drive Shaft Seal Kit.....	8711	Pump Drive Shaft Seal Kit.....	8712
		Rack & Pinion Seal Kit.....	8621	Stg. Gear Complete Rebuilding Kit.....	8896
		Rack & Pinion Upper Pinion Bearing Kit.....	8588	Stg. Gear Major Seal Kit.....	8897
				Stg. Gear Input Shaft Seal Kit.....	8520
HOSE NUMERICAL	1989-1988				
	V-6 3.0 L ENG.				
		Pump Complete Rebuilding Kit.....	8527	Stg. Gear Complete Pitman Shaft Seal Kit.....	8778
		Pump Seal Kit.....	8526	Stg. Gear Lower Pitman Shaft Seal Kit.....	8779
		Pump Drive Shaft Seal Kit.....	8711		
		Rack & Pinion Seal Kit.....	8621		
		Rack & Pinion Upper Pinion Bearing Kit.....	8588		
REPAIR KITS	1987		1984		
	4-CYL. 2.3 L ENG.; V-6 3.0 L ENG.		6-CYL. 4.9 L ENG.; V-6 2.8 L ENG.; V-8 5.0 L ENG.; V-8 5.8 L ENG.		
		Pump Complete Rebuilding Kit.....	8527	Pump Complete Rebuilding Kit.....	8527
		Pump Seal Kit.....	8526	Pump Seal Kit.....	8526
		Pump Drive Shaft Seal Kit.....	8711	Pump Drive Shaft Seal Kit.....	8711
		Rack & Pinion Seal Kit.....	8621	Stg. Gear Complete Rebuilding Kit.....	8896
		Rack & Pinion Upper Pinion Bearing Kit.....	8588	Stg. Gear Major Seal Kit.....	8897
				Stg. Gear Input Shaft Seal Kit.....	8520
				Stg. Gear Complete Pitman Shaft Seal Kit.....	8778
				Stg. Gear Lower Pitman Shaft Seal Kit.....	8779
KIT NUMERICAL	1986		1983-1980		
	4-CYL. 2.3 L ENG.; V-6 2.8 L ENG.; V-6 3.0 L ENG.		6-CYL. 4.9 L ENG.; V-8 5.0 L ENG.; V-8 5.8 L ENG.		
		Pump Complete Rebuilding Kit.....	8527	Pump Complete Rebuilding Kit.....	8527
		Pump Seal Kit.....	8526	Pump Seal Kit.....	8526
		Pump Drive Shaft Seal Kit.....	8711	Pump Drive Shaft Seal Kit.....	8711
		Rack & Pinion Seal Kit.....	8621	Stg. Gear Complete Rebuilding Kit.....	8896
		Rack & Pinion Upper Pinion Bearing Kit.....	8588	Stg. Gear Major Seal Kit.....	8897
				Stg. Gear Input Shaft Seal Kit.....	8520
				Stg. Gear Complete Pitman Shaft Seal Kit.....	8778
				Stg. Gear Lower Pitman Shaft Seal Kit.....	8779
ILLUSTRATIONS	ASPIRE				
	1995-1994				
	4-CYL. 1.3 L ENG.				
		Pump Seal Kit.....	8805		

☆ See Pages A14 - A15 For Pump or Gear Identification.

⊗ Packaged one bushing per box, order as required.

Power Steering Repair Kits for Passenger Cars and Light Trucks

Application	Kit No.	Application	Kit No.
FORD - Continued		FORD - Continued	
BRONCO - Continued		COUNTRY SEDAN - Continued	
1983-1980 - Continued		1973 - Continued	
6-CYL. 4.9 L ENG.; V-8 5.0 L ENG.; V-8 5.8 L ENG. - Continued		V-8 351 ENG.; V-8 400 ENG.; V-8 429 ENG.; V-8 460 ENG. - Continued	
Stg. Gear Input Shaft Seal Kit.....	8520	Stg. Gear Complete Rebuilding Kit.....	8509
Stg. Gear Complete Pitman Shaft Seal Kit.....	8778	Stg. Gear Major Seal Kit.....	7642
Stg. Gear Lower Pitman Shaft Seal Kit.....	8779	Stg. Gear Input Shaft Seal Kit.....	8520
1979-1978		Stg. Gear Complete Pitman Shaft Seal Kit.....	8768
V-8 351 ENG.; V-8 400 ENG.		Stg. Gear Lower Pitman Shaft Seal Kit.....	8515
Pump Complete Rebuilding Kit.....	8527	1972	
Pump Seal Kit.....	8526	V-8 302 ENG.; V-8 351 ENG.; V-8 400 ENG.; V-8 429 ENG.	
Pump Drive Shaft Seal Kit.....	8711	Pump Complete Rebuilding Kit.....	8500
Stg. Gear Complete Rebuilding Kit.....	8540	Pump Seal Kit.....	8501
Stg. Gear Major Seal Kit.....	8532	Pump Drive Shaft Seal Kit.....	8711
Stg. Gear Input Shaft Seal Kit.....	8520	Stg. Gear Complete Rebuilding Kit.....	8509
Stg. Gear Complete Pitman Shaft Seal Kit.....	8769	Stg. Gear Major Seal Kit.....	7642
Stg. Gear Lower Pitman Shaft Seal Kit.....	8531	Stg. Gear Input Shaft Seal Kit.....	8520
1977-1975		Stg. Gear Complete Pitman Shaft Seal Kit.....	8768
V-8 302 ENG.		Stg. Gear Lower Pitman Shaft Seal Kit.....	8515
Pump Complete Rebuilding Kit.....	8500	1971	
Pump Seal Kit.....	8501	V-8 302 ENG.; V-8 351 ENG.; V-8 390 ENG.; V-8 400 ENG.; V-8 429 ENG.	
Pump Drive Shaft Seal Kit.....	8711	Pump Complete Rebuilding Kit.....	8500
Stg. Gear Complete Rebuilding Kit.....	7858	Pump Seal Kit.....	8501
Stg. Gear Major Seal Kit.....	7860	Pump Drive Shaft Seal Kit.....	8711
Stg. Gear Input Shaft Seal Kit.....	7095	Stg. Gear Complete Rebuilding Kit.....	8509
Stg. Gear Complete Pitman Shaft Seal Kit.....	8766	Stg. Gear Major Seal Kit.....	7642
Stg. Gear Lower Pitman Shaft Seal Kit.....	7856	Stg. Gear Input Shaft Seal Kit.....	8520
1974-1973		Stg. Gear Complete Pitman Shaft Seal Kit.....	8768
6-CYL. 200 ENG.; V-8 302 ENG.		Stg. Gear Lower Pitman Shaft Seal Kit.....	8515
Pump Complete Rebuilding Kit.....	8500	COUNTRY SQUIRE	
Pump Seal Kit.....	8501	1991-1989	
Pump Drive Shaft Seal Kit.....	8711	V-8 5.0 L ENG.	
Stg. Gear Complete Rebuilding Kit.....	7858	Pump Complete Rebuilding Kit.....	8527
Stg. Gear Major Seal Kit.....	7860	Pump Seal Kit.....	8526
Stg. Gear Input Shaft Seal Kit.....	7095	Pump Drive Shaft Seal Kit.....	8711
Stg. Gear Complete Pitman Shaft Seal Kit.....	8766	Stg. Gear Complete Rebuilding Kit.....	8896
Stg. Gear Lower Pitman Shaft Seal Kit.....	7856	Stg. Gear Major Seal Kit.....	8897
1972		Stg. Gear Input Shaft Seal Kit.....	8520
6-CYL. 170 ENG.; V-8 302 ENG.		Stg. Gear Complete Pitman Shaft Seal Kit.....	8778
Pump Complete Rebuilding Kit.....	8500	Stg. Gear Lower Pitman Shaft Seal Kit.....	8779
Pump Seal Kit.....	8501	1988-1987	
Pump Drive Shaft Seal Kit.....	8711	V-8 5.0 L ENG.; V-8 5.8 L ENG. (CANADA)	
Stg. Gear Complete Rebuilding Kit.....	7858	Pump Complete Rebuilding Kit.....	8527
Stg. Gear Major Seal Kit.....	7860	Pump Seal Kit.....	8526
Stg. Gear Input Shaft Seal Kit.....	7095	Pump Drive Shaft Seal Kit.....	8711
Stg. Gear Complete Pitman Shaft Seal Kit.....	8766	Stg. Gear Complete Rebuilding Kit.....	8896
Stg. Gear Lower Pitman Shaft Seal Kit.....	7856	Stg. Gear Major Seal Kit.....	8897
CONTOUR		Stg. Gear Input Shaft Seal Kit.....	8520
1995		Stg. Gear Complete Pitman Shaft Seal Kit.....	8778
4-CYL. 2.0 L ENG.; V-6 2.5 L ENG.		Stg. Gear Lower Pitman Shaft Seal Kit.....	8779
Pump Seal Kit.....	8634	1974	
Pump Drive Shaft Seal Kit.....	8635	V-8 351 ENG.; V-8 400 ENG.; V-8 460 ENG.	
Rack & Pinion Seal Kit.....	8811	Pump Complete Rebuilding Kit; W/Ford P.S. Pump; ☆C.....	8500
COUNTRY SEDAN		Pump Complete Rebuilding Kit; W/Saginaw P.S. Pump; ☆B.....	7910
1974		Pump Seal Kit; W/Ford P.S. Pump; ☆C.....	8501
V-8 351 ENG.; V-8 400 ENG.; V-8 460 ENG.		Pump Seal Kit; W/Saginaw P.S. Pump; ☆B.....	7918
Pump Complete Rebuilding Kit; W/Ford P.S. Pump; ☆C.....	8500	Pump Drive Shaft Seal Kit; W/Ford P.S. Pump; ☆C.....	8711
Pump Complete Rebuilding Kit; W/Saginaw P.S. Pump; ☆B.....	7910	Pump Drive Shaft Seal Kit; W/Saginaw P.S. Pump; ☆B.....	8709
Pump Seal Kit; W/Ford P.S. Pump; ☆C.....	8501	Stg. Gear Complete Rebuilding Kit; W/O Tag SPA-AA.....	8540
Pump Seal Kit; W/Saginaw P.S. Pump; ☆B.....	7918	Stg. Gear Complete Rebuilding Kit; W/Tag SPA-AA.....	8509
Pump Drive Shaft Seal Kit; W/Ford P.S. Pump; ☆C.....	8711	Stg. Gear Major Seal Kit; W/O Tag SPA-AA.....	8532
Pump Drive Shaft Seal Kit; W/Saginaw P.S. Pump; ☆B.....	8709	Stg. Gear Major Seal Kit; W/Tag SPA-AA.....	7642
Stg. Gear Complete Rebuilding Kit; W/O Tag SPA-AA.....	8540	Stg. Gear Input Shaft Seal Kit.....	8520
Stg. Gear Complete Rebuilding Kit; W/Tag SPA-AA.....	8509	Stg. Gear Complete Pitman Shaft Seal Kit.....	8769
Stg. Gear Major Seal Kit; W/O Tag SPA-AA.....	8532	Stg. Gear Lower Pitman Shaft Seal Kit.....	8531
Stg. Gear Major Seal Kit; W/Tag SPA-AA.....	7642	1973	
Stg. Gear Input Shaft Seal Kit.....	8520	V-8 351 ENG.; V-8 400 ENG.; V-8 429 ENG.; V-8 460 ENG.	
Stg. Gear Complete Pitman Shaft Seal Kit.....	8769	Pump Complete Rebuilding Kit.....	8500
Stg. Gear Lower Pitman Shaft Seal Kit.....	8531	Pump Seal Kit.....	8501
1973		Pump Drive Shaft Seal Kit.....	8711
V-8 351 ENG.; V-8 400 ENG.; V-8 429 ENG.; V-8 460 ENG.		Stg. Gear Complete Rebuilding Kit.....	8509
Pump Complete Rebuilding Kit.....	8500	Stg. Gear Major Seal Kit.....	7642
Pump Seal Kit.....	8501	Stg. Gear Input Shaft Seal Kit.....	8520
Pump Drive Shaft Seal Kit.....	8711	Stg. Gear Complete Pitman Shaft Seal Kit.....	8768

☆ See Pages A14 - A15 For Pump or Gear Identification.

⊛ Packaged one bushing per box, order as required.

SYSTEM PUMP & GEAR IDENT.

SYSTEM & COMPONENT IDENT.

PASS. CARS

LIGHT TRUCKS

MEDIUM/HEAVY TRUCKS

BUSES

HOSE NUMERICAL

REPAIR KITS

KIT NUMERICAL

ILLUSTRATIONS

Power Steering Repair Kits for Passenger Cars and Light Trucks

	Application	Kit No.	Application	Kit No.			
SYSTEM PUMP & GEAR IDENT.	FORD - Continued		FORD - Continued				
	COUNTRY SQUIRE - Continued		CUSTOM - Continued				
	1973 - Continued		1969				
	V-8 351 ENG.; V-8 400 ENG.; V-8 429 ENG.; V-8 460 ENG.		6-CYL. 240 ENG.; V-8 302 ENG.; V-8 351 ENG.; V-8 390 ENG.; V-8 429 ENG.				
	- Continued						
	Stg. Gear Lower Pitman Shaft Seal Kit.....		8515	Pump Complete Rebuilding Kit.....		8500	
	1972				Pump Seal Kit.....		8501
	V-8 302 ENG.; V-8 351 ENG.; V-8 400 ENG.; V-8 429 ENG.				Pump Drive Shaft Seal Kit.....		8711
	Pump Complete Rebuilding Kit.....		8500	Stg. Gear Complete Rebuilding Kit; W/Ford Stg. Gear; ☆P.....		8509	
	Pump Seal Kit.....		8501	Stg. Gear Complete Rebuilding Kit; W/Saginaw Stg. Gear; ☆N.....		7858	
Pump Drive Shaft Seal Kit.....		8711	Stg. Gear Major Seal Kit; W/Ford Stg. Gear; ☆P.....		7642		
Stg. Gear Complete Rebuilding Kit.....		8509	Stg. Gear Major Seal Kit; W/Saginaw Stg. Gear; ☆N.....		7860		
Stg. Gear Major Seal Kit.....		7642	Stg. Gear Input Shaft Seal Kit; W/Ford Stg. Gear; ☆P.....		8520		
Stg. Gear Input Shaft Seal Kit.....		8520	Stg. Gear Input Shaft Seal Kit; W/Saginaw Stg. Gear; ☆N.....		7095		
Stg. Gear Complete Pitman Shaft Seal Kit.....		8768	Stg. Gear Complete Pitman Shaft Seal Kit; W/Ford Stg. Gear; ☆P....		8768		
Stg. Gear Lower Pitman Shaft Seal Kit.....		8515	Stg. Gear Complete Pitman Shaft Seal Kit; W/Saginaw Stg. Gear; ☆N.....		8766		
1971				Stg. Gear Lower Pitman Shaft Seal Kit; W/Ford Stg. Gear; ☆P.....		8515	
V-8 302 ENG.; V-8 351 ENG.; V-8 390 ENG.; V-8 400 ENG.; V-8 429 ENG.				Stg. Gear Lower Pitman Shaft Seal Kit; W/Saginaw Stg. Gear; ☆N...		7856	
Pump Complete Rebuilding Kit.....		8500	1968				
Pump Seal Kit.....		8501	6-CYL. 240 ENG.; V-8 302 ENG.; V-8 390 ENG.; V-8 428 ENG.				
Pump Drive Shaft Seal Kit.....		8711	Pump Complete Rebuilding Kit.....		8500		
Stg. Gear Complete Rebuilding Kit.....		8509	Pump Seal Kit.....		8501		
Stg. Gear Major Seal Kit.....		7642	Pump Drive Shaft Seal Kit.....		8711		
Stg. Gear Input Shaft Seal Kit.....		8520	Stg. Gear Complete Rebuilding Kit; W/Ford Stg. Gear; ☆P.....		8509		
Stg. Gear Complete Pitman Shaft Seal Kit.....		8768	Stg. Gear Complete Rebuilding Kit; W/Saginaw Stg. Gear; ☆N.....		7858		
Stg. Gear Lower Pitman Shaft Seal Kit.....		8515	Stg. Gear Major Seal Kit; W/Ford Stg. Gear; ☆P.....		7642		
				Stg. Gear Major Seal Kit; W/Saginaw Stg. Gear; ☆N.....		7860	
				Stg. Gear Input Shaft Seal Kit; W/Ford Stg. Gear; ☆P.....		8520	
				Stg. Gear Input Shaft Seal Kit; W/Saginaw Stg. Gear; ☆N.....		7095	
				Stg. Gear Complete Pitman Shaft Seal Kit; W/Ford Stg. Gear; ☆P....		8768	
				Stg. Gear Complete Pitman Shaft Seal Kit; W/Saginaw Stg. Gear; ☆N.....		8766	
				Stg. Gear Lower Pitman Shaft Seal Kit; W/Ford Stg. Gear; ☆P.....		8515	
				Stg. Gear Lower Pitman Shaft Seal Kit; W/Saginaw Stg. Gear; ☆N...		7856	
				1967			
				6-CYL. 240 ENG.; V-8 289 ENG.; V-8 390 ENG.; V-8 427 ENG.; V-8 428 ENG.			
				Pump Complete Rebuilding Kit.....		8500	
				Pump Seal Kit.....		8501	
				Pump Drive Shaft Seal Kit.....		8711	
				Stg. Gear Complete Rebuilding Kit; W/Ford Stg. Gear; ☆P.....		8509	
				Stg. Gear Complete Rebuilding Kit; W/Saginaw Stg. Gear; ☆N.....		7858	
				Stg. Gear Major Seal Kit; W/Ford Stg. Gear; ☆P.....		7642	
				Stg. Gear Major Seal Kit; W/Saginaw Stg. Gear; ☆N.....		7860	
				Stg. Gear Input Shaft Seal Kit; W/Ford Stg. Gear; ☆P.....		8520	
				Stg. Gear Input Shaft Seal Kit; W/Saginaw Stg. Gear; ☆N.....		7095	
				Stg. Gear Complete Pitman Shaft Seal Kit; W/Ford Stg. Gear; ☆P....		8768	
				Stg. Gear Complete Pitman Shaft Seal Kit; W/Saginaw Stg. Gear; ☆N.....		8766	
				Stg. Gear Lower Pitman Shaft Seal Kit; W/Ford Stg. Gear; ☆P.....		8515	
				Stg. Gear Lower Pitman Shaft Seal Kit; W/Saginaw Stg. Gear; ☆N...		7856	
				1966			
				6-CYL. 240 ENG.; V-8 289 ENG.; V-8 352 ENG.; V-8 390 ENG.; V-8 427 ENG.; V-8 428 ENG.			
				Pump Complete Rebuilding Kit.....		8500	
				Pump Seal Kit.....		8501	
				Pump Drive Shaft Seal Kit.....		8711	
				Stg. Gear Complete Rebuilding Kit; W/Ford Stg. Gear; ☆P.....		8509	
				Stg. Gear Complete Rebuilding Kit; W/Saginaw Stg. Gear; ☆N.....		7858	
				Stg. Gear Major Seal Kit; W/Ford Stg. Gear; ☆P.....		7642	
				Stg. Gear Major Seal Kit; W/Saginaw Stg. Gear; ☆N.....		7860	
				Stg. Gear Input Shaft Seal Kit; W/Ford Stg. Gear; ☆P.....		8520	
				Stg. Gear Input Shaft Seal Kit; W/Saginaw Stg. Gear; ☆N.....		7095	
				Stg. Gear Complete Pitman Shaft Seal Kit; W/Ford Stg. Gear; ☆P....		8768	
				Stg. Gear Complete Pitman Shaft Seal Kit; W/Saginaw Stg. Gear; ☆N.....		8766	
				Stg. Gear Lower Pitman Shaft Seal Kit; W/Ford Stg. Gear; ☆P.....		8515	
				Stg. Gear Lower Pitman Shaft Seal Kit; W/Saginaw Stg. Gear; ☆N...		7856	
				1965			
				6-CYL. 240 ENG.; V-8 289 ENG.; V-8 352 ENG.; V-8 390 ENG.; V-8 427 ENG.			
				Pump Complete Rebuilding Kit; W/Ford P.S. Pump; ☆C.....		8500	
				Pump Seal Kit; W/Eaton P.S. Pump; ☆A.....		7168	
				Pump Seal Kit; W/Ford P.S. Pump; ☆C.....		8501	
				Pump Drive Shaft Seal Kit; W/Eaton P.S. Pump; ☆A.....		8713	
				Pump Drive Shaft Seal Kit; W/Ford P.S. Pump; ☆C.....		8711	
				Stg. Gear Complete Rebuilding Kit; W/Ford Stg. Gear; ☆P.....		8509	

☆ See Pages A14 - A15 For Pump or Gear Identification.

⊗ Packaged one bushing per box, order as required.

Power Steering Repair Kits for Passenger Cars and Light Trucks

Application	Kit No.	Application	Kit No.
FORD - Continued		FORD - Continued	
CUSTOM - Continued		CUSTOM 500 - Continued	
1965 - Continued		1977 - Continued	
6-CYL. 240 ENG.; V-8 289 ENG.; V-8 352 ENG.; V-8 390 ENG.;		V-8 351 ENG.; V-8 400 ENG. - Continued	
V-8 427 ENG. - Continued			
Stg. Gear Complete Rebuilding Kit; W/Saginaw Stg. Gear; ☆N.....	7858	Stg. Gear Major Seal Kit.....	8532
Stg. Gear Major Seal Kit; W/Ford Stg. Gear; ☆P.....	7642	Stg. Gear Input Shaft Seal Kit.....	8520
Stg. Gear Major Seal Kit; W/Saginaw Stg. Gear; ☆N.....	7860	Stg. Gear Complete Pitman Shaft Seal Kit.....	8769
Stg. Gear Input Shaft Seal Kit; W/Ford Stg. Gear; ☆P.....	8520	Stg. Gear Lower Pitman Shaft Seal Kit.....	8531
Stg. Gear Input Shaft Seal Kit; W/Saginaw Stg. Gear; ☆N.....	7095		
Stg. Gear Complete Pitman Shaft Seal Kit; W/Ford Stg. Gear; ☆P.....	8768		
Stg. Gear Complete Pitman Shaft Seal Kit; W/Saginaw Stg. Gear; ☆N.....	8766		
Stg. Gear Lower Pitman Shaft Seal Kit; W/Ford Stg. Gear; ☆P.....	8515		
Stg. Gear Lower Pitman Shaft Seal Kit; W/Saginaw Stg. Gear; ☆N.....	7856		
1964		1976-1975	
6-CYL. 223 ENG.; V-8 289 ENG.; V-8 352 ENG.; V-8 390 ENG.;		V-8 351 ENG.; V-8 400 ENG.; V-8 460 ENG.	
V-8 427 ENG.			
Pump Seal Kit.....	7168	Pump Complete Rebuilding Kit; W/Ford P.S. Pump; ☆C.....	8500
Pump Drive Shaft Seal Kit.....	8713	Pump Complete Rebuilding Kit; W/Saginaw P.S. Pump; ☆B.....	7910
Control Valve Complete Rebuilding Kit.....	7885	Pump Seal Kit; W/Ford P.S. Pump; ☆C.....	8501
Control Valve Seal Kit.....	7889	Pump Seal Kit; W/Saginaw P.S. Pump; ☆B.....	7918
Power Cyl. Complete Rebuilding Kit.....	7875	Pump Drive Shaft Seal Kit; W/Ford P.S. Pump; ☆C.....	8711
Power Cyl. Piston Rod Seal Kit.....	7877	Pump Drive Shaft Seal Kit; W/Saginaw P.S. Pump; ☆B.....	8709
		Stg. Gear Complete Rebuilding Kit.....	8540
		Stg. Gear Major Seal Kit.....	8532
		Stg. Gear Input Shaft Seal Kit.....	8520
		Stg. Gear Complete Pitman Shaft Seal Kit.....	8769
		Stg. Gear Lower Pitman Shaft Seal Kit.....	8531
1959-1958		1974	
6-CYL. 223 ENG.; V-8 292 ENG.; V-8 332 ENG.; V-8 352 ENG.		V-8 351 ENG.; V-8 400 ENG.; V-8 460 ENG.	
Pump Seal Kit.....	7168	Pump Complete Rebuilding Kit; W/Ford P.S. Pump; ☆C.....	8500
Pump Drive Shaft Seal Kit.....	8713	Pump Complete Rebuilding Kit; W/Saginaw P.S. Pump; ☆B.....	7910
Power Cyl. Complete Rebuilding Kit.....	7875	Pump Seal Kit; W/Ford P.S. Pump; ☆C.....	8501
Power Cyl. Piston Rod Seal Kit.....	7877	Pump Seal Kit; W/Saginaw P.S. Pump; ☆B.....	7918
		Pump Drive Shaft Seal Kit; W/Ford P.S. Pump; ☆C.....	8711
		Pump Drive Shaft Seal Kit; W/Saginaw P.S. Pump; ☆B.....	8709
		Stg. Gear Complete Rebuilding Kit; W/O Tag SPA-AA.....	8540
		Stg. Gear Complete Rebuilding Kit; W/Tag SPA-AA.....	8509
		Stg. Gear Major Seal Kit; W/O Tag SPA-AA.....	8532
		Stg. Gear Major Seal Kit; W/Tag SPA-AA.....	7642
		Stg. Gear Input Shaft Seal Kit.....	8520
		Stg. Gear Complete Pitman Shaft Seal Kit.....	8769
		Stg. Gear Lower Pitman Shaft Seal Kit.....	8531
1957		1973	
6-CYL. 223 ENG.; V-8 272 ENG.; V-8 292 ENG.		V-8 351 ENG.; V-8 400 ENG.; V-8 429 ENG.; V-8 460 ENG.	
Pump Seal Kit.....	7168	Pump Complete Rebuilding Kit.....	8500
Pump Drive Shaft Seal Kit.....	8713	Pump Seal Kit.....	8501
Power Cyl. Complete Rebuilding Kit.....	7875	Pump Drive Shaft Seal Kit.....	8711
Power Cyl. Piston Rod Seal Kit.....	7877	Stg. Gear Complete Rebuilding Kit.....	8509
		Stg. Gear Major Seal Kit.....	7642
		Stg. Gear Input Shaft Seal Kit.....	8520
		Stg. Gear Complete Pitman Shaft Seal Kit.....	8768
		Stg. Gear Lower Pitman Shaft Seal Kit.....	8515
CUSTOM 500		1972	
1979		6-CYL. 240 ENG.; V-8 302 ENG.; V-8 351 ENG.; V-8 400 ENG.;	
V-8 302 (CANADA) ENG.; V-8 351 (CANADA) ENG.		V-8 429 ENG.	
Pump Complete Rebuilding Kit.....	8527	Pump Complete Rebuilding Kit.....	8500
Pump Seal Kit.....	8526	Pump Seal Kit.....	8501
Pump Drive Shaft Seal Kit.....	8711	Pump Drive Shaft Seal Kit.....	8711
Stg. Gear Complete Rebuilding Kit; W/Ford Stg. Gear; ☆P.....	8896	Stg. Gear Complete Rebuilding Kit.....	8509
Stg. Gear Complete Rebuilding Kit; W/Saginaw Stg. Gear; ☆N.....	7858	Stg. Gear Major Seal Kit.....	7642
Stg. Gear Major Seal Kit; W/Ford Stg. Gear; ☆P.....	8897	Stg. Gear Input Shaft Seal Kit.....	8520
Stg. Gear Major Seal Kit; W/Saginaw Stg. Gear; ☆N.....	7860	Stg. Gear Complete Pitman Shaft Seal Kit.....	8768
Stg. Gear Input Shaft Seal Kit; W/Ford Stg. Gear; ☆P.....	8520	Stg. Gear Lower Pitman Shaft Seal Kit.....	8515
Stg. Gear Input Shaft Seal Kit; W/Saginaw Stg. Gear; ☆N.....	7095		
Stg. Gear Complete Pitman Shaft Seal Kit; W/Ford Stg. Gear; ☆P.....	8778		
Stg. Gear Complete Pitman Shaft Seal Kit; W/Saginaw Stg. Gear; ☆N.....	8766		
Stg. Gear Lower Pitman Shaft Seal Kit; W/Ford Stg. Gear; ☆P.....	8779		
Stg. Gear Lower Pitman Shaft Seal Kit; W/Saginaw Stg. Gear; ☆N.....	7856		
1978		1971	
V-8 302 (CANADA) ENG.; V-8 351 (CANADA) ENG.; V-8 400 (CANADA) ENG.; V-8 460 (CANADA) ENG.		6-CYL. 240 ENG.; V-8 302 ENG.; V-8 351 ENG.; V-8 390 ENG.;	
Pump Complete Rebuilding Kit; W/Ford P.S. Pump; ☆C.....	8527	V-8 400 ENG.; V-8 429 ENG.	
Pump Complete Rebuilding Kit; W/Saginaw P.S. Pump; ☆B.....	7910	Pump Complete Rebuilding Kit.....	8500
Pump Seal Kit; W/Ford P.S. Pump; ☆C.....	8526	Pump Seal Kit.....	8501
Pump Seal Kit; W/Saginaw P.S. Pump; ☆B.....	7918	Pump Drive Shaft Seal Kit.....	8711
Pump Drive Shaft Seal Kit; W/Ford P.S. Pump; ☆C.....	8711	Pump Drive Shaft Seal Kit.....	8709
Pump Drive Shaft Seal Kit; W/Saginaw P.S. Pump; ☆B.....	8709	Stg. Gear Complete Rebuilding Kit.....	8896
Stg. Gear Complete Rebuilding Kit.....	8896	Stg. Gear Major Seal Kit.....	8897
Stg. Gear Major Seal Kit.....	8897	Stg. Gear Input Shaft Seal Kit.....	8520
Stg. Gear Input Shaft Seal Kit.....	8520	Stg. Gear Complete Pitman Shaft Seal Kit.....	8778
Stg. Gear Complete Pitman Shaft Seal Kit.....	8778	Stg. Gear Lower Pitman Shaft Seal Kit.....	8779
Stg. Gear Lower Pitman Shaft Seal Kit.....	8779		
1977		E SERIES VAN	
V-8 351 ENG.; V-8 400 ENG.		1995-1992	
Pump Complete Rebuilding Kit; W/Ford P.S. Pump; ☆C.....	8500	6-CYL. 4.9 L ENG.; V-8 5.0 L ENG.; V-8 5.8 L ENG.	
Pump Complete Rebuilding Kit; W/Saginaw P.S. Pump; ☆B.....	7910	Pump Complete Rebuilding Kit; W/Ford P.S. Pump; ☆C.....	8527
Pump Seal Kit; W/Ford P.S. Pump; ☆C.....	8501	Pump Complete Rebuilding Kit; W/Saginaw P.S. Pump; ☆B.....	7910
Pump Seal Kit; W/Saginaw P.S. Pump; ☆B.....	7918	Pump Seal Kit; W/Ford P.S. Pump; ☆C.....	8526
Pump Drive Shaft Seal Kit; W/Ford P.S. Pump; ☆C.....	8711	Pump Seal Kit; W/Saginaw P.S. Pump; ☆B.....	7918
Pump Drive Shaft Seal Kit; W/Saginaw P.S. Pump; ☆B.....	8709	Pump Drive Shaft Seal Kit; W/Ford P.S. Pump; ☆C.....	8711
Stg. Gear Complete Rebuilding Kit.....	8896		
Stg. Gear Major Seal Kit.....	8897		
Stg. Gear Input Shaft Seal Kit.....	8520		
Stg. Gear Complete Pitman Shaft Seal Kit.....	8778		
Stg. Gear Lower Pitman Shaft Seal Kit.....	8779		

☆ See Pages A14 - A15 For Pump or Gear Identification.

⊛ Packaged one bushing per box, order as required.

SYSTEM
PUMP &
GEAR
IDENT.

SYSTEM &
COM-
PONENT
IDENT.

PASS.
CARS

LIGHT
TRUCKS

MEDIUM/
HEAVY
TRUCKS

BUSES

HOSE
NUMER-
ICAL

REPAIR
KITS

KIT
NUMER-
ICAL

ILLUSTRATIONS

Power Steering Repair Kits for Passenger Cars and Light Trucks

	Application	Kit No.	Application	Kit No.
SYSTEM PUMP & GEAR IDENT.	FORD - Continued		FORD - Continued	
	E SERIES VAN - Continued		E SERIES VAN - Continued	
	1995-1992 - Continued		1987-1983 - Continued	
	6-CYL. 4.9 L ENG.; V-8 5.0 L ENG.; V-8 5.8 L ENG. - Continued		6-CYL. 4.9 L ENG.; V-8 5.0 L ENG.; V-8 5.8 L ENG.; V-8 6.9 L DIESEL ENG.; V-8 7.5 L ENG. - Continued	
	Pump Drive Shaft Seal Kit; W/Saginaw P.S. Pump; ☆B	8709	Stg. Gear Input Shaft Seal Kit	8520
	Stg. Gear Complete Rebuilding Kit	8896	Stg. Gear Complete Pitman Shaft Seal Kit	8778
	Stg. Gear Major Seal Kit	8897	Stg. Gear Lower Pitman Shaft Seal Kit	8779
	Stg. Gear Input Shaft Seal Kit	8520		
	Stg. Gear Complete Pitman Shaft Seal Kit	8778		
	Stg. Gear Lower Pitman Shaft Seal Kit	8779		
SYSTEM & COMPONENT IDENT.	V-8 7.3 L DIESEL ENG.; V-8 7.5 L ENG.		1982	
	Pump Complete Rebuilding Kit; W/Ford P.S. Pump; ☆C	8527	6-CYL. 4.9 L ENG.; V-8 5.0 L ENG.; V-8 5.8 L ENG.; V-8 6.6 L ENG.; V-8 7.5 L ENG.	
	Pump Complete Rebuilding Kit; W/Saginaw P.S. Pump; ☆B	7910	Pump Complete Rebuilding Kit	7910
	Pump Seal Kit; W/Ford P.S. Pump; ☆C	8526	Pump Seal Kit	7918
	Pump Seal Kit; W/Saginaw P.S. Pump; ☆B	7918	Pump Drive Shaft Seal Kit	8709
	Pump Drive Shaft Seal Kit; W/Ford P.S. Pump; ☆C	8711	Stg. Gear Complete Rebuilding Kit; Feb. 1 & Newer	8896
	Pump Drive Shaft Seal Kit; W/Saginaw P.S. Pump; ☆B	8709	Stg. Gear Complete Rebuilding Kit; Jan. 31 & Older	8524
	Stg. Gear Complete Rebuilding Kit; E100, E150	8896	Stg. Gear Major Seal Kit; Feb. 1 & Newer	8897
	Stg. Gear Major Seal Kit; E100, E150	8897	Stg. Gear Major Seal Kit; Jan. 31 & Older	8523
	Stg. Gear Major Seal Kit; E250, E350	8714	Stg. Gear Input Shaft Seal Kit; Feb. 1 & Newer	8520
PASS. CARS	Stg. Gear Input Shaft Seal Kit	8520	Stg. Gear Input Shaft Seal Kit; Jan. 31 & Older	8525
	Stg. Gear Complete Pitman Shaft Seal Kit; E100, E150	8778	Stg. Gear Complete Pitman Shaft Seal Kit; Feb. 1 & Newer	8778
	Stg. Gear Lower Pitman Shaft Seal Kit; E100, E150	8779	Stg. Gear Complete Pitman Shaft Seal Kit; Jan. 31 & Older	8766
	Stg. Gear Lower Pitman Shaft Seal Kit; E250, E350	8715	Stg. Gear Lower Pitman Shaft Seal Kit; Feb. 1 & Newer	8779
			Stg. Gear Lower Pitman Shaft Seal Kit; Jan. 31 & Older	7856
LIGHT TRUCKS	1991		1981-1980	
	6-CYL. 3.4 L DIESEL ENG.; V-8 7.3 L DIESEL ENG.		6-CYL. 4.9 L ENG.; V-8 5.0 L ENG.; V-8 5.8 L ENG.; V-8 6.6 L ENG.; V-8 7.5 L ENG.	
	Pump Complete Rebuilding Kit; Dec. 1 & Newer	8527	Pump Complete Rebuilding Kit	7910
	Pump Complete Rebuilding Kit; Nov. 30 & Older	7910	Pump Seal Kit	7918
	Pump Seal Kit; Dec. 1 & Newer	8526	Pump Drive Shaft Seal Kit	8709
	Pump Seal Kit; Nov. 30 & Older	7918	Stg. Gear Complete Rebuilding Kit	8524
	Pump Drive Shaft Seal Kit; Dec. 1 & Newer	8711	Stg. Gear Major Seal Kit	8523
	Pump Drive Shaft Seal Kit; Nov. 30 & Older	8709	Stg. Gear Input Shaft Seal Kit	8525
	Stg. Gear Complete Rebuilding Kit	8896	Stg. Gear Complete Pitman Shaft Seal Kit	8766
	Stg. Gear Major Seal Kit	8897	Stg. Gear Lower Pitman Shaft Seal Kit	7856
MEDIUM/HEAVY TRUCKS	Stg. Gear Input Shaft Seal Kit	8520		
	Stg. Gear Complete Pitman Shaft Seal Kit	8778		
	Stg. Gear Lower Pitman Shaft Seal Kit	8779		
BUSES	6-CYL. 4.9 L ENG.; V-8 5.0 L ENG.; V-8 5.8 L ENG.; V-8 7.5 L ENG.		1979	
	Pump Complete Rebuilding Kit	7910	6-CYL. 300 ENG.; V-8 302 ENG.; V-8 351 ENG.; V-8 460 ENG.	
	Pump Seal Kit	7918	Pump Complete Rebuilding Kit	7910
	Pump Drive Shaft Seal Kit	8709	Pump Seal Kit	7918
	Stg. Gear Complete Rebuilding Kit	8896	Pump Drive Shaft Seal Kit	8709
	Stg. Gear Major Seal Kit	8897	Stg. Gear Complete Rebuilding Kit	8524
	Stg. Gear Input Shaft Seal Kit	8520	Stg. Gear Major Seal Kit	8523
	Stg. Gear Complete Pitman Shaft Seal Kit	8778	Stg. Gear Input Shaft Seal Kit	8525
	Stg. Gear Lower Pitman Shaft Seal Kit	8779	Stg. Gear Complete Pitman Shaft Seal Kit	8766
			Stg. Gear Lower Pitman Shaft Seal Kit	7856
HOSE NUMERICAL	1990		1978-1975	
	6-CYL. 3.4 L DIESEL ENG.; 6-CYL. 4.9 L ENG.; V-8 5.0 L ENG.; V-8 5.8 L ENG.; V-8 7.3 L DIESEL ENG.; V-8 7.5 L ENG.		6-CYL. 300 ENG.; V-8 351 ENG.; V-8 460 ENG.	
	Pump Complete Rebuilding Kit	7910	Pump Complete Rebuilding Kit	7910
	Pump Seal Kit	7918	Pump Seal Kit	7918
	Pump Drive Shaft Seal Kit	8709	Pump Drive Shaft Seal Kit	8709
	Stg. Gear Complete Rebuilding Kit	8896	Stg. Gear Complete Rebuilding Kit	8524
	Stg. Gear Major Seal Kit	8897	Stg. Gear Major Seal Kit	8523
	Stg. Gear Input Shaft Seal Kit	8520	Stg. Gear Input Shaft Seal Kit	8525
	Stg. Gear Complete Pitman Shaft Seal Kit	8778	Stg. Gear Complete Pitman Shaft Seal Kit	8766
	Stg. Gear Lower Pitman Shaft Seal Kit	8779	Stg. Gear Lower Pitman Shaft Seal Kit	7856
REPAIR KITS	1989-1988		1974-1972	
	6-CYL. 4.9 L ENG.; V-8 5.0 L ENG.; V-8 5.8 L ENG.; V-8 7.3 L DIESEL ENG.; V-8 7.5 L ENG.		6-CYL. 240 ENG.; 6-CYL. 300 ENG.; V-8 302 ENG.	
	Pump Complete Rebuilding Kit	7910	Pump Complete Rebuilding Kit	8500
	Pump Seal Kit	7918	Pump Seal Kit	8501
	Pump Drive Shaft Seal Kit	8709	Pump Drive Shaft Seal Kit	8711
	Stg. Gear Complete Rebuilding Kit	8896	Control Valve Complete Rebuilding Kit	7885
	Stg. Gear Major Seal Kit	8897	Control Valve Seal Kit	7889
	Stg. Gear Input Shaft Seal Kit	8520	Power Cyl. Complete Rebuilding Kit	7874
	Stg. Gear Complete Pitman Shaft Seal Kit	8778	Power Cyl. Piston Rod Seal Kit	7877
	Stg. Gear Lower Pitman Shaft Seal Kit	8779	Power Cyl. Boot Kit	8901
KIT NUMERICAL	1987-1983		1971	
	6-CYL. 4.9 L ENG.; V-8 5.0 L ENG.; V-8 5.8 L ENG.; V-8 6.9 L DIESEL ENG.; V-8 7.5 L ENG.		6-CYL. 170 ENG.; 6-CYL. 240 ENG.; V-8 302 ENG.	
	Pump Complete Rebuilding Kit	7910	Pump Complete Rebuilding Kit	8500
	Pump Seal Kit	7918	Pump Seal Kit	8501
	Pump Drive Shaft Seal Kit	8709	Pump Drive Shaft Seal Kit	8711
	Stg. Gear Complete Rebuilding Kit	8896	Control Valve Complete Rebuilding Kit	7885
	Stg. Gear Major Seal Kit	8897	Control Valve Seal Kit	7889
	Stg. Gear Input Shaft Seal Kit	8520	Power Cyl. Complete Rebuilding Kit	7874
	Stg. Gear Complete Pitman Shaft Seal Kit	8778	Power Cyl. Piston Rod Seal Kit	7877
	Stg. Gear Lower Pitman Shaft Seal Kit	8779	Power Cyl. Boot Kit	8901
ILLUSTRATIONS				

☆ See Pages A14 - A15 For Pump or Gear Identification.

⊗ Packaged one bushing per box, order as required.

Power Steering Repair Kits for Passenger Cars and Light Trucks

Application	Kit No.	Application	Kit No.
FORD - Continued		FORD - Continued	
ELITE		ESCORT - Continued	
1976-1975		1984 - Continued	
V-8 351 ENG.; V-8 400 ENG.; V-8 460 ENG.		4-CYL. 1.6 L ENG.; 4-CYL. 2.0 L DIESEL ENG. - Continued	
Pump Complete Rebuilding Kit.....	8500	Rack & Pinion Seal Kit.....	8612
Pump Seal Kit.....	8501	1983-1981	
Pump Drive Shaft Seal Kit.....	8711	4-CYL. 1.6 L ENG.	
Stg. Gear Complete Rebuilding Kit; W/Ford Stg. Gear; ☆P.....	8540	Pump Complete Rebuilding Kit.....	8527
Stg. Gear Complete Rebuilding Kit; W/Saginaw Stg. Gear; ☆N.....	7858	Pump Seal Kit.....	8526
Stg. Gear Major Seal Kit; W/Ford Stg. Gear; ☆P.....	8532	Pump Drive Shaft Seal Kit.....	8711
Stg. Gear Major Seal Kit; W/Saginaw Stg. Gear; ☆N.....	7860	Rack & Pinion Seal Kit.....	8585
Stg. Gear Input Shaft Seal Kit; W/Ford Stg. Gear; ☆P.....	8520	Rack & Pinion Mounting Kit.....	8564
Stg. Gear Input Shaft Seal Kit; W/Saginaw Stg. Gear; ☆N.....	7095	EXP	
Stg. Gear Complete Pitman Shaft Seal Kit; W/Ford Stg. Gear; ☆P.....	8769	1988-1987	
Stg. Gear Complete Pitman Shaft Seal Kit; W/Saginaw Stg. Gear; ☆N.....	8766	4-CYL. 1.9 L ENG.	
Stg. Gear Lower Pitman Shaft Seal Kit; W/Ford Stg. Gear; ☆P.....	8531	Pump Complete Rebuilding Kit.....	8527
Stg. Gear Lower Pitman Shaft Seal Kit; W/Saginaw Stg. Gear; ☆N.....	7856	Pump Seal Kit.....	8526
ESCORT		Pump Drive Shaft Seal Kit.....	8711
1995-1994		Rack & Pinion Seal Kit.....	8629
4-CYL. 1.8 L ENG.		1986	
Pump Seal Kit.....	8805	4-CYL. 1.6 L ENG. (CANADA); 4-CYL. 1.9 L ENG.	
Rack & Pinion Seal Kit.....	8730	Pump Complete Rebuilding Kit.....	8527
4-CYL. 1.9 L ENG.		Pump Seal Kit.....	8526
Pump Complete Rebuilding Kit.....	8527	Pump Drive Shaft Seal Kit.....	8711
Pump Seal Kit.....	8526	Rack & Pinion Seal Kit.....	8612
Pump Drive Shaft Seal Kit.....	8711	1985-1984	
Rack & Pinion Seal Kit.....	8730	4-CYL. 1.6 L ENG.	
1993-1991		Pump Complete Rebuilding Kit.....	8527
4-CYL. 1.8 L ENG.		Pump Seal Kit.....	8526
Pump Seal Kit.....	8805	Pump Drive Shaft Seal Kit.....	8711
Rack & Pinion Seal Kit.....	8731	Rack & Pinion Seal Kit.....	8612
4-CYL. 1.9 L ENG.		1983-1982	
Pump Complete Rebuilding Kit.....	8527	4-CYL. 1.6 L ENG.	
Pump Seal Kit.....	8526	Pump Complete Rebuilding Kit.....	8527
Pump Drive Shaft Seal Kit.....	8711	Pump Seal Kit.....	8526
Rack & Pinion Seal Kit.....	8730	Pump Drive Shaft Seal Kit.....	8711
1990-1988		Rack & Pinion Seal Kit.....	8585
4-CYL. 1.9 L ENG.		Rack & Pinion Mounting Kit.....	8564
Pump Complete Rebuilding Kit.....	8527	EXPLORER	
Pump Seal Kit.....	8526	1995	
Pump Drive Shaft Seal Kit.....	8711	V-6 4.0 L ENG.	
Rack & Pinion Seal Kit; W/Ford Rack & Pinion Gear; ☆Q.....	8629	Pump Complete Rebuilding Kit.....	8527
Rack & Pinion Seal Kit; W/TRW Rack & Pinion Gear; ☆R.....	8612	Pump Seal Kit.....	8526
1987		Pump Drive Shaft Seal Kit.....	8711
4-CYL. 1.9 L ENG.		Rack & Pinion Seal Kit.....	8807
Pump Complete Rebuilding Kit.....	8527	1994-1991	
Pump Seal Kit.....	8526	V-6 4.0 L ENG.	
Pump Drive Shaft Seal Kit.....	8711	Pump Complete Rebuilding Kit.....	8527
Rack & Pinion Seal Kit; W/Ford Rack & Pinion Gear; ☆Q.....	8629	Pump Seal Kit.....	8526
Rack & Pinion Seal Kit; W/TRW Rack & Pinion Gear; ☆R.....	8612	Pump Drive Shaft Seal Kit.....	8711
4-CYL. 2.0 L DIESEL ENG.		Stg. Gear Complete Rebuilding Kit.....	8896
Pump Complete Rebuilding Kit.....	8527	Stg. Gear Major Seal Kit.....	8897
Pump Seal Kit.....	8526	Stg. Gear Input Shaft Seal Kit.....	8520
Pump Drive Shaft Seal Kit.....	8711	Stg. Gear Complete Pitman Shaft Seal Kit.....	8778
Rack & Pinion Seal Kit.....	8629	Stg. Gear Lower Pitman Shaft Seal Kit.....	8779
1986		F SERIES PICKUP	
4-CYL. 1.9 L ENG.; 4-CYL. 2.0 L DIESEL ENG.		1995-1988	
Pump Complete Rebuilding Kit.....	8527	6-CYL. 4.9 L ENG.; V-8 5.0 L ENG.; V-8 5.8 L ENG.; V-8 7.3 L DIESEL ENG.; V-8 7.5 L ENG.	
Pump Seal Kit.....	8526	Pump Complete Rebuilding Kit.....	8527
Pump Drive Shaft Seal Kit.....	8711	Pump Seal Kit.....	8526
Rack & Pinion Seal Kit.....	8612	Pump Drive Shaft Seal Kit.....	8711
1985		Stg. Gear Complete Rebuilding Kit.....	8896
4-CYL. 1.6 L ENG.; 4-CYL. 1.9 L ENG.; 4-CYL. 2.0 L DIESEL ENG.		Stg. Gear Major Seal Kit.....	8897
Pump Complete Rebuilding Kit.....	8527	Stg. Gear Input Shaft Seal Kit.....	8520
Pump Seal Kit.....	8526	Stg. Gear Complete Pitman Shaft Seal Kit.....	8778
Pump Drive Shaft Seal Kit.....	8711	Stg. Gear Lower Pitman Shaft Seal Kit.....	8779
Rack & Pinion Seal Kit.....	8612	1987-1984	
1984		4-CYL. 1.6 L ENG.; 4-CYL. 2.0 L DIESEL ENG.	
4-CYL. 1.6 L ENG.; 4-CYL. 2.0 L DIESEL ENG.		Pump Complete Rebuilding Kit.....	8527
Pump Complete Rebuilding Kit.....	8527	Pump Seal Kit.....	8526
Pump Seal Kit.....	8526	Pump Drive Shaft Seal Kit.....	8711
Pump Drive Shaft Seal Kit.....	8711		
Rack & Pinion Seal Kit.....	8612		

☆ See Pages A14 - A15 For Pump or Gear Identification.

⊙ Packaged one bushing per box, order as required.

SYSTEM PUMP & GEAR IDENT.

SYSTEM & COMPONENT IDENT.

PASS. CARS

LIGHT TRUCKS

MEDIUM/HEAVY TRUCKS

BUSES

HOSE NUMERICAL

REPAIR KITS

KIT NUMERICAL

ILLUSTRATIONS

Power Steering Repair Kits for Passenger Cars and Light Trucks

	Application	Kit No.	Application	Kit No.
SYSTEM PUMP & GEAR IDENT.	FORD - Continued		FORD - Continued	
	F SERIES PICKUP - Continued		F SERIES PICKUP - Continued	
	1987-1984 - Continued		1977 - Continued	
	6-CYL. 4.9 L ENG.; V-8 5.0 L ENG.; V-8 5.8 L ENG.; V-8 6.9 L DIESEL ENG.; V-8 7.5 L ENG. - Continued		6-CYL. 240 ENG.; 6-CYL. 300 ENG.; V-8 302 ENG.; V-8 351 ENG.; V-8 400 ENG.; V-8 460 ENG. - Continued	
SYSTEM & COMPONENT IDENT.	Pump Seal Kit.....	8526	Stg. Gear Complete Pitman Shaft Seal Kit.....	8769
	Pump Drive Shaft Seal Kit.....	8711	Stg. Gear Lower Pitman Shaft Seal Kit.....	8531
	Stg. Gear Complete Rebuilding Kit.....	8896		
	Stg. Gear Major Seal Kit.....	8897	1976	
	Stg. Gear Input Shaft Seal Kit.....	8520	6-CYL. 240 ENG.; 6-CYL. 300 ENG.; V-8 302 ENG.; V-8 360 ENG.; V-8 390 ENG.; V-8 460 ENG.	
	Stg. Gear Complete Pitman Shaft Seal Kit.....	8778	Pump Complete Rebuilding Kit.....	8500
	Stg. Gear Lower Pitman Shaft Seal Kit.....	8779	Pump Seal Kit.....	8501
			Pump Drive Shaft Seal Kit.....	8711
PASS. CARS	1983		Stg. Gear Complete Rebuilding Kit; Exc. F250 W/4WD.....	8540
	6-CYL. 4.9 L ENG.; V-6 3.8 L ENG.; V-8 5.0 L ENG.; V-8 5.8 L ENG.; V-8 6.9 L DIESEL ENG.; V-8 7.5 L ENG.		Stg. Gear Major Seal Kit; Exc. F250 W/4WD.....	8532
	Pump Complete Rebuilding Kit.....	8527	Stg. Gear Input Shaft Seal Kit; Exc. F250 W/4WD.....	8520
	Pump Seal Kit.....	8526	Stg. Gear Complete Pitman Shaft Seal Kit; Exc. F250 W/4WD.....	8769
	Pump Drive Shaft Seal Kit.....	8711	Stg. Gear Lower Pitman Shaft Seal Kit; Exc. F250 W/4WD.....	8531
	Stg. Gear Complete Rebuilding Kit.....	8896		
	Stg. Gear Major Seal Kit.....	8897	1975	
	Stg. Gear Input Shaft Seal Kit.....	8520	6-CYL. 240 ENG.; 6-CYL. 300 ENG.; V-8 302 ENG.; V-8 360 ENG.; V-8 390 ENG.; V-8 460 ENG.	
	Stg. Gear Complete Pitman Shaft Seal Kit.....	8778	Pump Complete Rebuilding Kit.....	8500
	Stg. Gear Lower Pitman Shaft Seal Kit.....	8779	Pump Seal Kit.....	8501
			Pump Drive Shaft Seal Kit.....	8711
LIGHT TRUCKS	1982		Stg. Gear Complete Rebuilding Kit; W/2WD.....	8540
	6-CYL. 4.9 L ENG.; V-6 3.8 L ENG.; V-8 4.2 L ENG.; V-8 5.0 L ENG.; V-8 5.8 L ENG.; V-8 6.6 L ENG.		Stg. Gear Major Seal Kit; W/2WD.....	8532
	Pump Complete Rebuilding Kit.....	8527	Stg. Gear Input Shaft Seal Kit; W/2WD.....	8520
	Pump Seal Kit.....	8526	Stg. Gear Complete Pitman Shaft Seal Kit; W/2WD.....	8769
	Pump Drive Shaft Seal Kit.....	8711	Stg. Gear Lower Pitman Shaft Seal Kit; W/2WD.....	8531
	Stg. Gear Complete Rebuilding Kit.....	8896		
	Stg. Gear Major Seal Kit.....	8897	1974-1973	
	Stg. Gear Input Shaft Seal Kit.....	8520	6-CYL. 240 ENG.; 6-CYL. 300 ENG.; V-8 302 ENG.; V-8 360 ENG.; V-8 390 ENG.; V-8 460 ENG.	
	Stg. Gear Complete Pitman Shaft Seal Kit.....	8778	Pump Complete Rebuilding Kit.....	8500
	Stg. Gear Lower Pitman Shaft Seal Kit.....	8779	Pump Seal Kit.....	8501
			Pump Drive Shaft Seal Kit.....	8711
MEDIUM/HEAVY TRUCKS	1981		Stg. Gear Complete Rebuilding Kit; W/Ford Stg. Gear; W/O Tags SPA-AB, SPA-AJ; W/2WD; ☆P.....	8540
	6-CYL. 4.9 L ENG.; V-8 4.2 L ENG.; V-8 5.0 L ENG.; V-8 5.8 L ENG.; V-8 6.6 L ENG.		Stg. Gear Complete Rebuilding Kit; W/Ford Stg. Gear; W/Tags SPA-AB, SPA-AJ; W/2WD; ☆P.....	8509
	Pump Complete Rebuilding Kit.....	8527	Stg. Gear Major Seal Kit; W/Ford Stg. Gear; W/O Tags SPA-AB, SPA-AJ; W/2WD; ☆P.....	8532
	Pump Seal Kit.....	8526	Stg. Gear Major Seal Kit; W/Ford Stg. Gear; W/Tags SPA-AB, SPA-AJ; W/2WD; ☆P.....	7642
	Pump Drive Shaft Seal Kit.....	8711	Stg. Gear Input Shaft Seal Kit; W/Ford Stg. Gear; W/2WD; ☆P.....	8520
	Stg. Gear Complete Rebuilding Kit.....	8896	Stg. Gear Complete Pitman Shaft Seal Kit; W/Ford Stg. Gear; W/2WD; ☆P.....	8769
	Stg. Gear Major Seal Kit.....	8897	Stg. Gear Lower Pitman Shaft Seal Kit; W/Ford Stg. Gear; W/2WD; ☆P.....	8531
	Stg. Gear Input Shaft Seal Kit.....	8520		
	Stg. Gear Complete Pitman Shaft Seal Kit.....	8778	1972-1970	
	Stg. Gear Lower Pitman Shaft Seal Kit.....	8779	6-CYL. 240 ENG.; 6-CYL. 300 ENG.; V-8 302 ENG.; V-8 360 ENG.; V-8 390 ENG.	
			Pump Complete Rebuilding Kit.....	8500
BUSES	1980		Pump Seal Kit.....	8501
	6-CYL. 4.9 L ENG.; V-8 5.0 L ENG.; V-8 5.8 L ENG.; V-8 6.6 L ENG.		Pump Drive Shaft Seal Kit.....	8711
	Pump Complete Rebuilding Kit.....	8527	Stg. Gear Complete Rebuilding Kit.....	8896
	Pump Seal Kit.....	8526	Stg. Gear Major Seal Kit.....	8897
	Pump Drive Shaft Seal Kit.....	8711	Stg. Gear Input Shaft Seal Kit.....	8520
	Stg. Gear Complete Rebuilding Kit.....	8896	Stg. Gear Complete Pitman Shaft Seal Kit.....	8778
	Stg. Gear Major Seal Kit.....	8897	Stg. Gear Lower Pitman Shaft Seal Kit.....	8779
	Stg. Gear Input Shaft Seal Kit.....	8520		
	Stg. Gear Complete Pitman Shaft Seal Kit.....	8778	1979-1978	
	Stg. Gear Lower Pitman Shaft Seal Kit.....	8779	6-CYL. 300 ENG.; V-8 302 ENG.; V-8 351 ENG.; V-8 400 ENG.; V-8 460 ENG.	
			Pump Complete Rebuilding Kit.....	8527
HOSE NUMERICAL	1980		Pump Seal Kit.....	8526
	6-CYL. 4.9 L ENG.; V-8 5.0 L ENG.; V-8 5.8 L ENG.; V-8 6.6 L ENG.		Pump Drive Shaft Seal Kit.....	8711
	Pump Complete Rebuilding Kit.....	8527	Stg. Gear Complete Rebuilding Kit.....	8896
	Pump Seal Kit.....	8526	Stg. Gear Major Seal Kit.....	8897
	Pump Drive Shaft Seal Kit.....	8711	Stg. Gear Input Shaft Seal Kit.....	8520
	Stg. Gear Complete Rebuilding Kit.....	8896	Stg. Gear Complete Pitman Shaft Seal Kit.....	8778
	Stg. Gear Major Seal Kit.....	8897	Stg. Gear Lower Pitman Shaft Seal Kit.....	8779
	Stg. Gear Input Shaft Seal Kit.....	8520		
	Stg. Gear Complete Pitman Shaft Seal Kit.....	8778	1969	
	Stg. Gear Lower Pitman Shaft Seal Kit.....	8779	6-CYL. 240 ENG.; 6-CYL. 300 ENG.; V-8 302 ENG.; V-8 360 ENG.; V-8 390 ENG.	
			Pump Complete Rebuilding Kit.....	8500
REPAIR KITS	1979-1978		Pump Seal Kit.....	8501
	6-CYL. 300 ENG.; V-8 302 ENG.; V-8 351 ENG.; V-8 400 ENG.; V-8 460 ENG.		Pump Drive Shaft Seal Kit.....	8711
	Pump Complete Rebuilding Kit.....	8527	Stg. Gear Complete Rebuilding Kit; W/Ford Stg. Gear; ☆P.....	8509
	Pump Seal Kit.....	8526	Stg. Gear Major Seal Kit; W/Ford Stg. Gear; ☆P.....	7642
	Pump Drive Shaft Seal Kit.....	8711	Stg. Gear Input Shaft Seal Kit; W/Ford Stg. Gear; ☆P.....	8520
	Stg. Gear Complete Rebuilding Kit.....	8896	Stg. Gear Complete Pitman Shaft Seal Kit; W/Ford Stg. Gear; ☆P.....	8768
	Stg. Gear Major Seal Kit.....	8897	Stg. Gear Lower Pitman Shaft Seal Kit; W/Ford Stg. Gear; ☆P.....	8515
	Stg. Gear Input Shaft Seal Kit.....	8520		
	Stg. Gear Complete Pitman Shaft Seal Kit.....	8778	1968	
	Stg. Gear Lower Pitman Shaft Seal Kit.....	8779	6-CYL. 240 ENG.; 6-CYL. 300 ENG.; V-8 360 ENG.; V-8 390 ENG.	
			Pump Complete Rebuilding Kit.....	8500
KIT NUMERICAL	1977		Pump Seal Kit.....	8501
	6-CYL. 240 ENG.; 6-CYL. 300 ENG.; V-8 302 ENG.; V-8 351 ENG.; V-8 400 ENG.; V-8 460 ENG.		Pump Drive Shaft Seal Kit.....	8711
	Pump Complete Rebuilding Kit.....	8500	Stg. Gear Complete Rebuilding Kit.....	8540
	Pump Seal Kit.....	8501	Stg. Gear Major Seal Kit.....	8532
	Pump Drive Shaft Seal Kit.....	8711	Stg. Gear Input Shaft Seal Kit.....	8520
	Stg. Gear Complete Rebuilding Kit.....	8540		
	Stg. Gear Major Seal Kit.....	8532	ILLUSTRATIONS	
	Stg. Gear Input Shaft Seal Kit.....	8520		

☆ See Pages A14 - A15 For Pump or Gear Identification.

⊛ Packaged one bushing per box, order as required.

Power Steering Repair Kits for Passenger Cars and Light Trucks

Application	Kit No.	Application	Kit No.
FORD - Continued		FORD - Continued	
F SERIES PICKUP - Continued		FAIRLANE - Continued	
1968 - Continued		1967 - Continued	
6-CYL. 240 ENG.; 6-CYL. 300 ENG.; V-8 360 ENG.; V-8 390 ENG. - Continued		6-CYL. 200 ENG.; V-8 289 ENG.; V-8 390 ENG.; V-8 427 ENG. - Continued	
Stg. Gear Complete Rebuilding Kit; W/Ford Stg. Gear; ☆P.....	8509	Power Cyl. Complete Rebuilding Kit.....	7874
Stg. Gear Major Seal Kit; W/Ford Stg. Gear; ☆P.....	7642	Power Cyl. Piston Rod Seal Kit.....	7877
Stg. Gear Input Shaft Seal Kit; W/Ford Stg. Gear; ☆P.....	8520	Power Cyl. Boot Kit.....	8901
Stg. Gear Complete Pitman Shaft Seal Kit; W/Ford Stg. Gear; ☆P....	8768		
Stg. Gear Lower Pitman Shaft Seal Kit; W/Ford Stg. Gear; ☆P.....	8515		
1967		1966	
6-CYL. 240 ENG.; 6-CYL. 300 ENG.; V-8 352 ENG.		6-CYL. 170 ENG.; 6-CYL. 200 ENG.; V-8 289 ENG.; V-8 352 ENG.; V-8 390 ENG.	
Pump Complete Rebuilding Kit.....	8500	Pump Complete Rebuilding Kit.....	8500
Pump Seal Kit.....	8501	Pump Seal Kit.....	8501
Pump Drive Shaft Seal Kit.....	8711	Pump Drive Shaft Seal Kit.....	8711
1966-1965		Control Valve Complete Rebuilding Kit.....	
6-CYL. 240 ENG.; 6-CYL. 300 ENG.; V-8 352 ENG.		7885	
Pump Complete Rebuilding Kit; W/Ford P.S. Pump; ☆C.....	8500	Control Valve Seal Kit.....	7889
Pump Seal Kit; W/Eaton P.S. Pump; ☆A.....	7168	Power Cyl. Complete Rebuilding Kit.....	7874
Pump Seal Kit; W/Ford P.S. Pump; ☆C.....	8501	Power Cyl. Piston Rod Seal Kit.....	7877
Pump Drive Shaft Seal Kit; W/Eaton P.S. Pump; ☆A.....	8713	Power Cyl. Boot Kit.....	8901
Pump Drive Shaft Seal Kit; W/Ford P.S. Pump; ☆C.....	8711		
1964-1963		1965	
6-CYL. 223 ENG.; 6-CYL. 262 ENG.; V-8 292 ENG.		6-CYL. 170 ENG.; 6-CYL. 200 ENG.; V-8 289 ENG.	
Pump Seal Kit.....	7168	Pump Complete Rebuilding Kit; W/Ford P.S. Pump; ☆C.....	8500
Pump Drive Shaft Seal Kit.....	8713	Pump Seal Kit; W/Eaton P.S. Pump; ☆A.....	7168
1962-1960		Control Valve Complete Rebuilding Kit.....	
6-CYL. 223 ENG.; V-8 292 ENG.		8501	
Pump Seal Kit.....	7168	Pump Drive Shaft Seal Kit; W/Eaton P.S. Pump; ☆A.....	8713
Pump Drive Shaft Seal Kit.....	8713	Pump Drive Shaft Seal Kit; W/Ford P.S. Pump; ☆C.....	8711
1959-1958		Control Valve Complete Rebuilding Kit.....	
6-CYL. 223 ENG.; V-8 272 ENG.; V-8 292 ENG.		7885	
Pump Seal Kit.....	7168	Control Valve Seal Kit.....	7889
Pump Drive Shaft Seal Kit.....	8713	Power Cyl. Complete Rebuilding Kit.....	7874
FAIRLANE		Power Cyl. Complete Rebuilding Kit.....	
1970		7875	
6-CYL. 250 ENG.; V-8 302 ENG.; V-8 351 ENG.; V-8 390 ENG.		Power Cyl. Piston Rod Seal Kit.....	
Pump Complete Rebuilding Kit.....	8500	7877	
Pump Seal Kit.....	8501	Power Cyl. Boot Kit.....	
Pump Drive Shaft Seal Kit.....	8711	8901	
Control Valve Complete Rebuilding Kit.....	7885		
Control Valve Seal Kit.....	7889		
Power Cyl. Complete Rebuilding Kit.....	7874		
Power Cyl. Piston Rod Seal Kit.....	7877		
Power Cyl. Boot Kit.....	8901		
1969		1964	
6-CYL. 200 ENG.; 6-CYL. 250 ENG.; V-8 302 ENG.; V-8 351 ENG.; V-8 390 ENG.; V-8 428 ENG.		6-CYL. 170 ENG.; 6-CYL. 200 ENG.; V-8 260 ENG.; V-8 289 ENG.; V-8 390 ENG.	
Pump Complete Rebuilding Kit.....	8500	Pump Seal Kit.....	7168
Pump Seal Kit.....	8501	Pump Drive Shaft Seal Kit.....	8713
Pump Drive Shaft Seal Kit.....	8711	Control Valve Complete Rebuilding Kit.....	7885
Control Valve Complete Rebuilding Kit.....	7885	Control Valve Seal Kit.....	7889
Control Valve Seal Kit.....	7889	Power Cyl. Complete Rebuilding Kit.....	7875
Power Cyl. Complete Rebuilding Kit.....	7874	Power Cyl. Piston Rod Seal Kit.....	7877
Power Cyl. Piston Rod Seal Kit.....	7877	Power Cyl. Boot Kit.....	8901
Power Cyl. Boot Kit.....	8901		
1968		1963	
6-CYL. 200 ENG.; V-8 289 ENG.; V-8 302 ENG.; V-8 390 ENG.		6-CYL. 170 ENG.; 6-CYL. 200 ENG.; V-8 221 ENG.; V-8 260 ENG.; V-8 289 ENG.	
Pump Complete Rebuilding Kit.....	8500	Pump Seal Kit.....	7168
Pump Seal Kit.....	8501	Pump Drive Shaft Seal Kit.....	8713
Pump Drive Shaft Seal Kit.....	8711	Control Valve Complete Rebuilding Kit.....	7885
Control Valve Complete Rebuilding Kit.....	7885	Control Valve Seal Kit.....	7889
Control Valve Seal Kit.....	7889	Power Cyl. Complete Rebuilding Kit.....	7875
Power Cyl. Complete Rebuilding Kit.....	7874	Power Cyl. Piston Rod Seal Kit.....	7877
Power Cyl. Piston Rod Seal Kit.....	7877	Power Cyl. Boot Kit.....	8901
Power Cyl. Boot Kit.....	8901		
1967		1962	
6-CYL. 200 ENG.; V-8 289 ENG.; V-8 390 ENG.; V-8 427 ENG.		6-CYL. 170 ENG.; V-8 221 ENG.; V-8 260 ENG.	
Pump Complete Rebuilding Kit.....	8500	Pump Seal Kit.....	7168
Pump Seal Kit.....	8501	Pump Drive Shaft Seal Kit.....	8713
Pump Drive Shaft Seal Kit.....	8711	Control Valve Complete Rebuilding Kit.....	7885
Control Valve Complete Rebuilding Kit.....	7885	Control Valve Seal Kit.....	7889
Control Valve Seal Kit.....	7889	Power Cyl. Complete Rebuilding Kit.....	7875
Power Cyl. Complete Rebuilding Kit.....	7874	Power Cyl. Piston Rod Seal Kit.....	7877
Power Cyl. Piston Rod Seal Kit.....	7877	Power Cyl. Boot Kit.....	8901
Power Cyl. Boot Kit.....	8901		
1967		FAIRMONT	
6-CYL. 200 ENG.; V-8 289 ENG.; V-8 390 ENG.; V-8 427 ENG.		1983	
Pump Complete Rebuilding Kit.....	8500	4-CYL. 2.3 L ENG.; 6-CYL. 3.3 L ENG.	
Pump Seal Kit.....	8501	Pump Complete Rebuilding Kit.....	
Pump Drive Shaft Seal Kit.....	8711	8527	
Control Valve Complete Rebuilding Kit.....	7885	Pump Seal Kit.....	
Control Valve Seal Kit.....	7889	8526	
Power Cyl. Complete Rebuilding Kit.....	7874	Pump Drive Shaft Seal Kit.....	
Power Cyl. Piston Rod Seal Kit.....	7877	8711	
Power Cyl. Boot Kit.....	8901	Rack & Pinion Seal Kit.....	
		8589	
		Rack & Pinion Mounting Kit.....	
		8565	
		Rack & Pinion Upper Pinion Bearing Kit.....	
		8588	
		1982-1981	
		4-CYL. 2.3 L ENG.; 6-CYL. 3.3 L ENG.; V-8 4.2 L ENG.	
		Pump Complete Rebuilding Kit.....	
		8527	
		Pump Seal Kit.....	
		8526	
		Pump Drive Shaft Seal Kit.....	
		8711	
		Rack & Pinion Seal Kit; W/Ford Stg. Gear; ☆Q.....	
		8589	
		Rack & Pinion Seal Kit; W/TRW Stg. Gear; ☆R.....	
		8591	

☆ See Pages A14 - A15 For Pump or Gear Identification.

⊙ Packaged one bushing per box, order as required.

SYSTEM
PUMP &
GEAR
IDENT.

SYSTEM &
COM-
PONENT
IDENT.

PASS.
CARS

LIGHT
TRUCKS

MEDIUM/
HEAVY
TRUCKS

BUSES

HOSE
NUMER-
ICAL

REPAIR
KITS

KIT
NUMER-
ICAL

ILLUST-
RATIONS

Power Steering Repair Kits for Passenger Cars and Light Trucks

	Application	Kit No.	Application	Kit No.	
SYSTEM PUMP & GEAR IDENT.	FORD - Continued		FORD - Continued		
	FAIRMONT - Continued		FALCON - Continued		
	1982-1981 - Continued		1967-1966		
	4-CYL. 2.3 L ENG.; 6-CYL. 3.3 L ENG.; V-8 4.2 L ENG. - Continued		6-CYL. 170 ENG.; 6-CYL. 200 ENG.; V-8 289 ENG.		
		Rack & Pinion Mounting Kit.....	⊗8565	Pump Complete Rebuilding Kit.....	8500
		Rack & Pinion Upper Pinion Bearing Kit; W/Ford Stg. Gear; ☆Q.....	8588	Pump Seal Kit.....	8501
		Rack & Pinion Upper Pinion Bearing Kit; W/TRW Stg. Gear; ☆R.....	8592	Pump Drive Shaft Seal Kit.....	8711
				Control Valve Complete Rebuilding Kit.....	7885
				Control Valve Seal Kit.....	7889
				Power Cyl. Complete Rebuilding Kit.....	7874
SYSTEM & COMPONENT IDENT.	1980		1965		
	4-CYL. 2.3 L ENG.; 6-CYL. 3.3 L ENG.; V-8 4.2 L ENG.		6-CYL. 170 ENG.; 6-CYL. 200 ENG.; V-8 289 ENG.		
		Pump Complete Rebuilding Kit.....	8527	Pump Complete Rebuilding Kit; W/Ford P.S. Pump; ☆C.....	8500
		Pump Seal Kit.....	8526	Pump Seal Kit; W/Eaton P.S. Pump; ☆A.....	7168
		Pump Drive Shaft Seal Kit.....	8711	Pump Seal Kit; W/Ford P.S. Pump; ☆C.....	8501
		Rack & Pinion Seal Kit.....	8589	Pump Drive Shaft Seal Kit; W/Eaton P.S. Pump; ☆A.....	8713
		Rack & Pinion Mounting Kit.....	⊗8565	Pump Drive Shaft Seal Kit; W/Ford P.S. Pump; ☆C.....	8711
		Rack & Pinion Upper Pinion Bearing Kit.....	8588	Control Valve Complete Rebuilding Kit.....	7885
				Control Valve Seal Kit.....	7889
				Power Cyl. Complete Rebuilding Kit.....	7875
PASS. CARS	1979		1964		
	4-CYL. 140 ENG.; 6-CYL. 200 ENG.; V-8 302 ENG.		6-CYL. 170 ENG.; 6-CYL. 200 ENG.; V-8 260 ENG.		
		Pump Complete Rebuilding Kit; W/Ford P.S. Pump; ☆C.....	8527	Pump Seal Kit.....	7168
		Pump Complete Rebuilding Kit; W/Saginaw P.S. Pump; ☆B.....	7910	Pump Drive Shaft Seal Kit.....	8713
		Pump Seal Kit; W/Ford P.S. Pump; ☆C.....	8526	Control Valve Complete Rebuilding Kit.....	7885
		Pump Seal Kit; W/Saginaw P.S. Pump; ☆B.....	7918	Control Valve Seal Kit.....	7889
		Pump Drive Shaft Seal Kit; W/Ford P.S. Pump; ☆C.....	8711	Power Cyl. Complete Rebuilding Kit.....	7875
		Pump Drive Shaft Seal Kit; W/Saginaw P.S. Pump; ☆B.....	8709	Power Cyl. Piston Rod Seal Kit.....	7877
		Rack & Pinion Seal Kit; W/Ford Stg. Gear; ☆Q.....	8589	Power Cyl. Boot Kit.....	8901
		Rack & Pinion Seal Kit; W/TRW Stg. Gear; ☆R.....	8591		
LIGHT TRUCKS	1978		1963		
	4-CYL. 140 ENG.; 6-CYL. 200 ENG.; 6-CYL. 250 (CANADA) ENG.; V-8 302 ENG.		6-CYL. 144 ENG.; 6-CYL. 170 ENG.; V-8 260 ENG.		
		Pump Complete Rebuilding Kit.....	8527	Pump Seal Kit.....	7168
		Pump Seal Kit.....	8526	Pump Drive Shaft Seal Kit.....	8713
		Pump Drive Shaft Seal Kit.....	8711	Control Valve Complete Rebuilding Kit.....	7885
		Rack & Pinion Seal Kit; W/Ford Stg. Gear; ☆Q.....	8589	Control Valve Seal Kit.....	7889
		Rack & Pinion Seal Kit; W/TRW Stg. Gear; ☆R.....	8591	Power Cyl. Complete Rebuilding Kit.....	7875
		Rack & Pinion Mounting Kit.....	⊗8565	Power Cyl. Piston Rod Seal Kit.....	7877
		Rack & Pinion Upper Pinion Bearing Kit; W/Ford Stg. Gear; ☆Q.....	8588	Power Cyl. Boot Kit.....	8901
		Rack & Pinion Upper Pinion Bearing Kit; W/TRW Stg. Gear; ☆R.....	8592		
MEDIUM/HEAVY TRUCKS	1977		FALCON RANCHERO		
	4-CYL. 140 ENG.; 6-CYL. 200 ENG.; 6-CYL. 250 (CANADA) ENG.; V-8 302 ENG.		1965		
		Pump Complete Rebuilding Kit.....	8527	6-CYL. 170 ENG.; 6-CYL. 200 ENG.; V-8 289 ENG.	
		Pump Seal Kit.....	8526	Pump Complete Rebuilding Kit; W/Ford P.S. Pump; ☆C.....	8500
		Pump Drive Shaft Seal Kit.....	8711	Pump Seal Kit; W/Eaton P.S. Pump; ☆A.....	7168
		Rack & Pinion Seal Kit; W/Ford Stg. Gear; ☆Q.....	8589	Pump Seal Kit; W/Ford P.S. Pump; ☆C.....	8501
		Rack & Pinion Seal Kit; W/TRW Stg. Gear; ☆R.....	8591	Pump Drive Shaft Seal Kit; W/Eaton P.S. Pump; ☆A.....	8713
		Rack & Pinion Mounting Kit.....	⊗8565	Pump Drive Shaft Seal Kit; W/Ford P.S. Pump; ☆C.....	8711
		Rack & Pinion Upper Pinion Bearing Kit; W/Ford Stg. Gear; ☆Q.....	8588	Control Valve Complete Rebuilding Kit.....	7885
		Rack & Pinion Upper Pinion Bearing Kit; W/TRW Stg. Gear; ☆R.....	8592	Control Valve Seal Kit.....	7889
BUSES	1976		1964-1963		
	4-CYL. 140 ENG.; 6-CYL. 200 ENG.; 6-CYL. 250 (CANADA) ENG.; V-8 302 ENG.		6-CYL. 144 ENG.; 6-CYL. 170 ENG.; V-8 260 ENG.		
		Pump Complete Rebuilding Kit.....	8527	Pump Seal Kit.....	7168
		Pump Seal Kit.....	8526	Pump Drive Shaft Seal Kit.....	8713
		Pump Drive Shaft Seal Kit.....	8711	Control Valve Complete Rebuilding Kit.....	7885
		Rack & Pinion Seal Kit; W/Ford Stg. Gear; ☆Q.....	8589	Control Valve Seal Kit.....	7889
		Rack & Pinion Seal Kit; W/TRW Stg. Gear; ☆R.....	8591	Power Cyl. Complete Rebuilding Kit.....	7875
		Rack & Pinion Mounting Kit.....	⊗8565	Power Cyl. Piston Rod Seal Kit.....	7877
		Rack & Pinion Upper Pinion Bearing Kit; W/Ford Stg. Gear; ☆Q.....	8588	Power Cyl. Boot Kit.....	8901
		Rack & Pinion Upper Pinion Bearing Kit; W/TRW Stg. Gear; ☆R.....	8592		
HOSE NUMERICAL	1975		1962		
	4-CYL. 140 ENG.; 6-CYL. 200 ENG.; 6-CYL. 250 (CANADA) ENG.; V-8 302 ENG.		6-CYL. 144 ENG.; 6-CYL. 170 ENG.		
		Pump Complete Rebuilding Kit.....	8527	Pump Seal Kit.....	7168
		Pump Seal Kit.....	8526	Pump Drive Shaft Seal Kit.....	8713
		Pump Drive Shaft Seal Kit.....	8711	Control Valve Complete Rebuilding Kit.....	7885
		Rack & Pinion Seal Kit; W/Ford Stg. Gear; ☆Q.....	8589	Control Valve Seal Kit.....	7889
		Rack & Pinion Seal Kit; W/TRW Stg. Gear; ☆R.....	8591	Power Cyl. Complete Rebuilding Kit.....	7875
		Rack & Pinion Mounting Kit.....	⊗8565	Power Cyl. Piston Rod Seal Kit.....	7877
		Rack & Pinion Upper Pinion Bearing Kit; W/Ford Stg. Gear; ☆Q.....	8588	Power Cyl. Boot Kit.....	8901
		Rack & Pinion Upper Pinion Bearing Kit; W/TRW Stg. Gear; ☆R.....	8592		
REPAIR KITS	1974		1961		
	4-CYL. 140 ENG.; 6-CYL. 200 ENG.; 6-CYL. 250 (CANADA) ENG.; V-8 302 ENG.		6-CYL. 144 ENG.; 6-CYL. 170 ENG.		
		Pump Complete Rebuilding Kit.....	8527	Pump Seal Kit.....	7168
		Pump Seal Kit.....	8526	Pump Drive Shaft Seal Kit.....	8713
		Pump Drive Shaft Seal Kit.....	8711	Control Valve Complete Rebuilding Kit.....	7885
		Rack & Pinion Seal Kit; W/Ford Stg. Gear; ☆Q.....	8589	Control Valve Seal Kit.....	7889
		Rack & Pinion Seal Kit; W/TRW Stg. Gear; ☆R.....	8591	Power Cyl. Complete Rebuilding Kit.....	7875
		Rack & Pinion Mounting Kit.....	⊗8565	Power Cyl. Piston Rod Seal Kit.....	7877
		Rack & Pinion Upper Pinion Bearing Kit; W/Ford Stg. Gear; ☆Q.....	8588	Power Cyl. Boot Kit.....	8901
		Rack & Pinion Upper Pinion Bearing Kit; W/TRW Stg. Gear; ☆R.....	8592		
KIT NUMERICAL	1973		1960		
	4-CYL. 140 ENG.; 6-CYL. 200 ENG.; 6-CYL. 250 (CANADA) ENG.; V-8 302 ENG.		6-CYL. 144 ENG.; 6-CYL. 170 ENG.		
		Pump Complete Rebuilding Kit.....	8527	Pump Seal Kit.....	7168
		Pump Seal Kit.....	8526	Pump Drive Shaft Seal Kit.....	8713
		Pump Drive Shaft Seal Kit.....	8711	Control Valve Complete Rebuilding Kit.....	7885
		Rack & Pinion Seal Kit; W/Ford Stg. Gear; ☆Q.....	8589	Control Valve Seal Kit.....	7889
		Rack & Pinion Seal Kit; W/TRW Stg. Gear; ☆R.....	8591	Power Cyl. Complete Rebuilding Kit.....	7875
		Rack & Pinion Mounting Kit.....	⊗8565	Power Cyl. Piston Rod Seal Kit.....	7877
		Rack & Pinion Upper Pinion Bearing Kit; W/Ford Stg. Gear; ☆Q.....	8588	Power Cyl. Boot Kit.....	8901
		Rack & Pinion Upper Pinion Bearing Kit; W/TRW Stg. Gear; ☆R.....	8592		
ILLUSTRATIONS	1972		1959		
	4-CYL. 140 ENG.; 6-CYL. 200 ENG.; 6-CYL. 250 (CANADA) ENG.; V-8 302 ENG.		6-CYL. 144 ENG.; 6-CYL. 170 ENG.		
		Pump Complete Rebuilding Kit.....	8527	Pump Seal Kit.....	7168
		Pump Seal Kit.....	8526	Pump Drive Shaft Seal Kit.....	8713
		Pump Drive Shaft Seal Kit.....	8711	Control Valve Complete Rebuilding Kit.....	7885
		Rack & Pinion Seal Kit; W/Ford Stg. Gear; ☆Q.....	8589	Control Valve Seal Kit.....	7889
		Rack & Pinion Seal Kit; W/TRW Stg. Gear; ☆R.....	8591	Power Cyl. Complete Rebuilding Kit.....	7875
		Rack & Pinion Mounting Kit.....	⊗8565	Power Cyl. Piston Rod Seal Kit.....	7877
		Rack & Pinion Upper Pinion Bearing Kit; W/Ford Stg. Gear; ☆Q.....	8588	Power Cyl. Boot Kit.....	8901
		Rack & Pinion Upper Pinion Bearing Kit; W/TRW Stg. Gear; ☆R.....	8592		

☆ See Pages A14 - A15 For Pump or Gear Identification.

⊗ Packaged one bushing per box, order as required.

Power Steering Repair Kits for Passenger Cars and Light Trucks

Application	Kit No.	Application	Kit No.
FORD - Continued		FORD - Continued	
FESTIVA		GALAXIE - Continued	
1993-1990		1966 - Continued	
4-CYL. 1.3 L ENG.		6-CYL. 240 ENG.; V-8 289 ENG.; V-8 352 ENG.; V-8 390 ENG.;	
Pump Seal Kit.....	8825	V-8 427 ENG.; V-8 428 ENG. - Continued	
GALAXIE		Stg. Gear Major Seal Kit; W/Saginaw Stg. Gear; ☆N.....	7860
1970		Stg. Gear Input Shaft Seal Kit; W/Ford Stg. Gear; ☆P.....	8520
6-CYL. 240 ENG.; V-8 302 ENG.; V-8 351 ENG.; V-8 390 ENG.;		Stg. Gear Input Shaft Seal Kit; W/Saginaw Stg. Gear; ☆N.....	7095
V-8 429 ENG.		Stg. Gear Complete Pitman Shaft Seal Kit; W/Ford Stg. Gear; ☆P...	8768
Pump Complete Rebuilding Kit.....	8500	Stg. Gear Complete Pitman Shaft Seal Kit; W/Saginaw Stg. Gear;	
Pump Seal Kit.....	8501	☆N.....	8766
Pump Drive Shaft Seal Kit.....	8711	Stg. Gear Lower Pitman Shaft Seal Kit; W/Ford Stg. Gear; ☆P.....	8515
Stg. Gear Complete Rebuilding Kit.....	8509	Stg. Gear Lower Pitman Shaft Seal Kit; W/Saginaw Stg. Gear; ☆N...	7856
Stg. Gear Major Seal Kit.....	7642	1965	
Stg. Gear Input Shaft Seal Kit.....	8520	6-CYL. 240 ENG.; V-8 289 ENG.; V-8 352 ENG.; V-8 390 ENG.;	
Stg. Gear Complete Pitman Shaft Seal Kit.....	8768	V-8 427 ENG.	
Stg. Gear Lower Pitman Shaft Seal Kit.....	8515	Pump Complete Rebuilding Kit; W/Ford P.S. Pump; ☆C.....	8500
1969		Pump Seal Kit; W/Eaton P.S. Pump; ☆A.....	7168
6-CYL. 240 ENG.; V-8 302 ENG.; V-8 351 ENG.; V-8 390 ENG.;		Pump Seal Kit; W/Ford P.S. Pump; ☆C.....	8501
V-8 428 ENG.; V-8 429 ENG.		Pump Drive Shaft Seal Kit; W/Eaton P.S. Pump; ☆A.....	8713
Pump Complete Rebuilding Kit.....	8500	Pump Drive Shaft Seal Kit; W/Ford P.S. Pump; ☆C.....	8711
Pump Seal Kit.....	8501	Stg. Gear Complete Rebuilding Kit; W/Ford Stg. Gear; ☆P.....	8509
Pump Drive Shaft Seal Kit.....	8711	Stg. Gear Complete Rebuilding Kit; W/Saginaw Stg. Gear; ☆N.....	7858
Stg. Gear Complete Rebuilding Kit; W/Ford Stg. Gear; ☆P.....	8509	Stg. Gear Major Seal Kit; W/Ford Stg. Gear; ☆P.....	7642
Stg. Gear Complete Rebuilding Kit; W/Saginaw Stg. Gear; ☆N.....	7858	Stg. Gear Major Seal Kit; W/Saginaw Stg. Gear; ☆N.....	7860
Stg. Gear Major Seal Kit; W/Ford Stg. Gear; ☆P.....	7642	Stg. Gear Input Shaft Seal Kit; W/Ford Stg. Gear; ☆P.....	8520
Stg. Gear Major Seal Kit; W/Saginaw Stg. Gear; ☆N.....	7860	Stg. Gear Input Shaft Seal Kit; W/Saginaw Stg. Gear; ☆N.....	7095
Stg. Gear Input Shaft Seal Kit; W/Ford Stg. Gear; ☆P.....	8520	Stg. Gear Complete Pitman Shaft Seal Kit; W/Ford Stg. Gear; ☆P...	8768
Stg. Gear Input Shaft Seal Kit; W/Saginaw Stg. Gear; ☆N.....	7095	Stg. Gear Complete Pitman Shaft Seal Kit; W/Saginaw Stg. Gear;	
Stg. Gear Complete Pitman Shaft Seal Kit; W/Ford Stg. Gear; ☆P...	8768	☆N.....	8766
Stg. Gear Complete Pitman Shaft Seal Kit; W/Saginaw Stg. Gear;		Stg. Gear Lower Pitman Shaft Seal Kit; W/Ford Stg. Gear; ☆P.....	8515
☆N.....	8766	Stg. Gear Lower Pitman Shaft Seal Kit; W/Saginaw Stg. Gear; ☆N...	7856
Stg. Gear Lower Pitman Shaft Seal Kit; W/Ford Stg. Gear; ☆P.....	8515	1964	
Stg. Gear Lower Pitman Shaft Seal Kit; W/Saginaw Stg. Gear; ☆N...	7856	6-CYL. 223 ENG.; V-8 289 ENG.; V-8 352 ENG.; V-8 390 ENG.;	
1968		V-8 427 ENG.	
6-CYL. 240 ENG.; V-8 302 ENG.; V-8 390 ENG.; V-8 428 ENG.		Pump Seal Kit.....	7168
Pump Complete Rebuilding Kit.....	8500	Pump Drive Shaft Seal Kit.....	8713
Pump Seal Kit.....	8501	Control Valve Complete Rebuilding Kit.....	7885
Pump Drive Shaft Seal Kit.....	8711	Control Valve Seal Kit.....	7889
Stg. Gear Complete Rebuilding Kit; W/Ford Stg. Gear; ☆P.....	8509	Power Cyl. Complete Rebuilding Kit.....	7875
Stg. Gear Complete Rebuilding Kit; W/Saginaw Stg. Gear; ☆N.....	7858	Power Cyl. Piston Rod Seal Kit.....	7877
Stg. Gear Major Seal Kit; W/Ford Stg. Gear; ☆P.....	7642	Power Cyl. Boot Kit.....	8901
Stg. Gear Major Seal Kit; W/Saginaw Stg. Gear; ☆N.....	7860	1963	
Stg. Gear Input Shaft Seal Kit; W/Ford Stg. Gear; ☆P.....	8520	6-CYL. 223 ENG.; V-8 260 ENG.; V-8 289 ENG.; V-8 352 ENG.;	
Stg. Gear Input Shaft Seal Kit; W/Saginaw Stg. Gear; ☆N.....	7095	V-8 390 ENG.; V-8 406 ENG.; V-8 427 ENG.	
Stg. Gear Complete Pitman Shaft Seal Kit; W/Ford Stg. Gear; ☆P...	8768	Pump Seal Kit.....	7168
Stg. Gear Complete Pitman Shaft Seal Kit; W/Saginaw Stg. Gear;		Pump Drive Shaft Seal Kit.....	8713
☆N.....	8766	Control Valve Complete Rebuilding Kit.....	7885
Stg. Gear Lower Pitman Shaft Seal Kit; W/Ford Stg. Gear; ☆P.....	8515	Control Valve Seal Kit.....	7889
Stg. Gear Lower Pitman Shaft Seal Kit; W/Saginaw Stg. Gear; ☆N...	7856	Power Cyl. Complete Rebuilding Kit.....	7875
1967		Power Cyl. Piston Rod Seal Kit.....	7877
6-CYL. 240 ENG.; V-8 289 ENG.; V-8 390 ENG.; V-8 427 ENG.;		Power Cyl. Boot Kit.....	8901
V-8 428 ENG.		1962	
Pump Complete Rebuilding Kit.....	8500	6-CYL. 223 ENG.; V-8 292 ENG.; V-8 352 ENG.; V-8 390 ENG.;	
Pump Seal Kit.....	8501	V-8 406 ENG.	
Pump Drive Shaft Seal Kit.....	8711	Pump Seal Kit.....	7168
Stg. Gear Complete Rebuilding Kit; W/Ford Stg. Gear; ☆P.....	8509	Pump Drive Shaft Seal Kit.....	8713
Stg. Gear Complete Rebuilding Kit; W/Saginaw Stg. Gear; ☆N.....	7858	Control Valve Complete Rebuilding Kit.....	7885
Stg. Gear Major Seal Kit; W/Ford Stg. Gear; ☆P.....	7642	Control Valve Seal Kit.....	7889
Stg. Gear Major Seal Kit; W/Saginaw Stg. Gear; ☆N.....	7860	Power Cyl. Complete Rebuilding Kit.....	7875
Stg. Gear Input Shaft Seal Kit; W/Ford Stg. Gear; ☆P.....	8520	Power Cyl. Piston Rod Seal Kit.....	7877
Stg. Gear Input Shaft Seal Kit; W/Saginaw Stg. Gear; ☆N.....	7095	Power Cyl. Boot Kit.....	8901
Stg. Gear Complete Pitman Shaft Seal Kit; W/Ford Stg. Gear; ☆P...	8768	1961	
Stg. Gear Complete Pitman Shaft Seal Kit; W/Saginaw Stg. Gear;		6-CYL. 223 ENG.; V-8 292 ENG.; V-8 352 ENG.; V-8 390 ENG.	
☆N.....	8766	Pump Seal Kit.....	7168
Stg. Gear Lower Pitman Shaft Seal Kit; W/Ford Stg. Gear; ☆P.....	8515	Pump Drive Shaft Seal Kit.....	8713
Stg. Gear Lower Pitman Shaft Seal Kit; W/Saginaw Stg. Gear; ☆N...	7856	Control Valve Complete Rebuilding Kit.....	7885
1966		Control Valve Seal Kit.....	7889
6-CYL. 240 ENG.; V-8 289 ENG.; V-8 352 ENG.; V-8 390 ENG.;		Power Cyl. Complete Rebuilding Kit.....	7875
V-8 427 ENG.; V-8 428 ENG.		Power Cyl. Piston Rod Seal Kit.....	7877
Pump Complete Rebuilding Kit.....	8500	Power Cyl. Boot Kit.....	8901
Pump Seal Kit.....	8501	1960	
Pump Drive Shaft Seal Kit.....	8711	6-CYL. 223 ENG.; V-8 292 ENG.; V-8 352 ENG.	
Stg. Gear Complete Rebuilding Kit; W/Ford Stg. Gear; ☆P.....	8509	Pump Seal Kit.....	7168
Stg. Gear Complete Rebuilding Kit; W/Saginaw Stg. Gear; ☆N.....	7858	Pump Drive Shaft Seal Kit.....	8713
Stg. Gear Major Seal Kit; W/Ford Stg. Gear; ☆P.....	7642	Control Valve Complete Rebuilding Kit.....	7885

☆ See Pages A14 - A15 For Pump or Gear Identification.

⊙ Packaged one bushing per box, order as required.

SYSTEM
PUMP &
GEAR
IDENT.

SYSTEM &
COM-
PONENT
IDENT.

PASS.
CARS

LIGHT
TRUCKS

MEDIUM/
HEAVY
TRUCKS

BUSES

HOSE
NUMER-
ICAL

REPAIR
KITS

KIT
NUMER-
ICAL

ILLUSTRATIONS

Power Steering Repair Kits for Passenger Cars and Light Trucks

Application	Kit No.	Application	Kit No.
FORD - Continued		FORD - Continued	
GRANADA - Continued		LTD - Continued	
1981 - Continued		1982 - Continued	
4-CYL. 2.3 L ENG.; 6-CYL. 3.3 L ENG.; V-8 4.2 L ENG.		V-8 4.2 L ENG.; V-8 5.0 L ENG.; V-8 5.8 L ENG. (CANADA)	
- Continued		- Continued	
Pump Drive Shaft Seal Kit.....	8711	Pump Seal Kit.....	8526
Rack & Pinion Seal Kit.....	8589	Pump Drive Shaft Seal Kit.....	8711
Rack & Pinion Mounting Kit.....	8565	Stg. Gear Complete Rebuilding Kit.....	8896
Rack & Pinion Upper Pinion Bearing Kit.....	8588	Stg. Gear Major Seal Kit.....	8897
1980		1981	
6-CYL. 4.1 L ENG.; V-8 4.2 L ENG.; V-8 5.0 L ENG.		V-8 4.2 L ENG.; V-8 5.0 L ENG.; V-8 5.8 L ENG.	
Pump Complete Rebuilding Kit.....	8527	Pump Complete Rebuilding Kit.....	8527
Pump Seal Kit.....	8526	Pump Seal Kit.....	8526
Pump Drive Shaft Seal Kit.....	8711	Pump Drive Shaft Seal Kit.....	8711
Control Valve Complete Rebuilding Kit.....	7885	Stg. Gear Complete Rebuilding Kit.....	8896
Control Valve Seal Kit.....	7889	Stg. Gear Major Seal Kit.....	8897
Power Cyl. Complete Rebuilding Kit.....	7874	Stg. Gear Input Shaft Seal Kit.....	8520
Power Cyl. Piston Rod Seal Kit.....	7877	Stg. Gear Complete Pitman Shaft Seal Kit.....	8778
Power Cyl. Boot Kit.....	8901	Stg. Gear Lower Pitman Shaft Seal Kit.....	8779
1979		1981	
6-CYL. 250 ENG.; V-8 302 ENG.		V-8 4.2 L ENG.; V-8 5.0 L ENG.; V-8 5.8 L ENG.	
Pump Complete Rebuilding Kit; W/Ford P.S. Pump; ☆C.....	8527	Pump Complete Rebuilding Kit.....	8527
Pump Complete Rebuilding Kit; W/Saginaw P.S. Pump; ☆B.....	7910	Pump Seal Kit.....	8526
Pump Seal Kit; W/Ford P.S. Pump; ☆C.....	8526	Pump Drive Shaft Seal Kit.....	8711
Pump Seal Kit; W/Saginaw P.S. Pump; ☆B.....	7918	Stg. Gear Complete Rebuilding Kit.....	8896
Pump Drive Shaft Seal Kit; W/Ford P.S. Pump; ☆C.....	8711	Stg. Gear Major Seal Kit.....	8897
Pump Drive Shaft Seal Kit; W/Saginaw P.S. Pump; ☆B.....	8709	Stg. Gear Input Shaft Seal Kit.....	8520
Control Valve Complete Rebuilding Kit.....	7885	Stg. Gear Complete Pitman Shaft Seal Kit.....	8778
Control Valve Seal Kit.....	7889	Stg. Gear Lower Pitman Shaft Seal Kit.....	8779
Power Cyl. Complete Rebuilding Kit.....	7874	1980	
Power Cyl. Piston Rod Seal Kit.....	7877	V-8 5.0 L ENG.; V-8 5.8 L ENG.	
Power Cyl. Boot Kit.....	8901	Pump Complete Rebuilding Kit.....	8527
1978		Pump Seal Kit.....	8526
6-CYL. 250 ENG.; V-8 302 ENG.		Pump Drive Shaft Seal Kit.....	8711
Pump Complete Rebuilding Kit.....	8527	Stg. Gear Complete Rebuilding Kit.....	8896
Pump Seal Kit.....	8526	Stg. Gear Major Seal Kit.....	8897
Pump Drive Shaft Seal Kit.....	8711	Stg. Gear Input Shaft Seal Kit.....	8520
Control Valve Complete Rebuilding Kit.....	7885	Stg. Gear Complete Pitman Shaft Seal Kit.....	8778
Control Valve Seal Kit.....	7889	Stg. Gear Lower Pitman Shaft Seal Kit.....	8779
Power Cyl. Complete Rebuilding Kit.....	7874	1979	
Power Cyl. Piston Rod Seal Kit.....	7877	V-8 302 ENG.; V-8 351 ENG.	
Power Cyl. Boot Kit.....	8901	Pump Complete Rebuilding Kit.....	8527
1977-1975		Pump Seal Kit.....	8526
6-CYL. 200 ENG.; 6-CYL. 250 ENG.; V-8 302 ENG.; V-8 351 ENG.		Pump Drive Shaft Seal Kit.....	8711
Pump Complete Rebuilding Kit.....	8500	Stg. Gear Complete Rebuilding Kit.....	8896
Pump Seal Kit.....	8501	Stg. Gear Major Seal Kit.....	8897
Pump Drive Shaft Seal Kit.....	8711	Stg. Gear Input Shaft Seal Kit.....	8520
Control Valve Complete Rebuilding Kit.....	7885	Stg. Gear Complete Pitman Shaft Seal Kit.....	8778
Control Valve Seal Kit.....	7889	Stg. Gear Lower Pitman Shaft Seal Kit.....	8779
Power Cyl. Complete Rebuilding Kit.....	7874	1978	
Power Cyl. Piston Rod Seal Kit.....	7877	V-8 302 ENG.; V-8 351 ENG.; V-8 400 ENG.; V-8 460 ENG.	
Power Cyl. Boot Kit.....	8901	Pump Complete Rebuilding Kit; W/Ford P.S. Pump; ☆C.....	8527
LTD		Pump Complete Rebuilding Kit; W/Saginaw P.S. Pump; ☆B.....	7910
1986-1984		Pump Seal Kit; W/Ford P.S. Pump; ☆C.....	8526
4-CYL. 2.3 L ENG.; V-6 3.8 L ENG.; V-8 5.0 L ENG.; V-8 5.8 L ENG.		Pump Seal Kit; W/Saginaw P.S. Pump; ☆B.....	7918
Pump Complete Rebuilding Kit.....	8527	Pump Drive Shaft Seal Kit; W/Ford P.S. Pump; ☆C.....	8711
Pump Seal Kit.....	8526	Pump Drive Shaft Seal Kit; W/Saginaw P.S. Pump; ☆B.....	8709
Pump Drive Shaft Seal Kit.....	8711	Stg. Gear Complete Rebuilding Kit.....	8896
Rack & Pinion Seal Kit.....	8589	Stg. Gear Major Seal Kit.....	8897
Rack & Pinion Mounting Kit.....	8565	Stg. Gear Input Shaft Seal Kit.....	8520
Rack & Pinion Upper Pinion Bearing Kit.....	8588	Stg. Gear Complete Pitman Shaft Seal Kit.....	8778
1983		Stg. Gear Lower Pitman Shaft Seal Kit.....	8779
4-CYL. 2.3 L ENG.; 6-CYL. 3.3 L ENG.; V-6 3.8 L ENG.; V-8 5.0 L ENG.; V-8 5.8 L ENG.		1977	
Pump Complete Rebuilding Kit.....	8527	V-8 302 ENG.; V-8 351 ENG.; V-8 400 ENG.; V-8 460 ENG.	
Pump Seal Kit.....	8526	Pump Complete Rebuilding Kit; W/Ford P.S. Pump; ☆C.....	8500
Pump Drive Shaft Seal Kit.....	8711	Pump Complete Rebuilding Kit; W/Saginaw P.S. Pump; ☆B.....	7910
Rack & Pinion Seal Kit.....	8589	Pump Seal Kit; W/Ford P.S. Pump; ☆C.....	8501
Rack & Pinion Mounting Kit.....	8565	Pump Seal Kit; W/Saginaw P.S. Pump; ☆B.....	7918
Rack & Pinion Upper Pinion Bearing Kit.....	8588	Pump Drive Shaft Seal Kit; W/Ford P.S. Pump; ☆C.....	8711
1982		Pump Drive Shaft Seal Kit; W/Saginaw P.S. Pump; ☆B.....	8709
V-8 4.2 L ENG.; V-8 5.0 L ENG.; V-8 5.8 L ENG. (CANADA)		Stg. Gear Complete Rebuilding Kit.....	8540
Pump Complete Rebuilding Kit.....	8527	Stg. Gear Major Seal Kit.....	8532

SYSTEM
PUMP &
GEAR
IDENT.

SYSTEM &
COM-
PONENT
IDENT.

PASS.
CARS

LIGHT
TRUCKS

MEDIUM/
HEAVY
TRUCKS

BUSES

HOSE
NUMER-
ICAL

REPAIR
KITS

KIT
NUMER-
ICAL

ILLUSTRATIONS

☆ See Pages A14 - A15 For Pump or Gear Identification.

⊙ Packaged one bushing per box, order as required.

Power Steering Repair Kits for Passenger Cars and Light Trucks

Application	Kit No.	Application	Kit No.
FORD - Continued		FORD - Continued	
LTD II - Continued		MUSTANG - Continued	
1977 - Continued		1995 - Continued	
V-8 302 ENG.; V-8 351 ENG.; V-8 400 ENG. - Continued		V-6 3.8 L ENG.; V-8 5.0 L ENG.; V-8 5.8 L ENG. - Continued	
Pump Seal Kit.....	8501	Pump Drive Shaft Seal Kit.....	8711
Pump Drive Shaft Seal Kit.....	8711	Rack & Pinion Seal Kit.....	8589
Stg. Gear Complete Rebuilding Kit; W/Ford Stg. Gear; ☆P.....	8540	Rack & Pinion Mounting Kit.....	8565
Stg. Gear Complete Rebuilding Kit; W/Saginaw Stg. Gear; ☆N.....	7858	1994	
Stg. Gear Major Seal Kit; W/Ford Stg. Gear; ☆P.....	8532	V-6 3.8 L ENG.; V-8 5.0 L ENG.	
Stg. Gear Major Seal Kit; W/Saginaw Stg. Gear; ☆N.....	7860	Pump Complete Rebuilding Kit.....	8527
Stg. Gear Input Shaft Seal Kit; W/Ford Stg. Gear; ☆P.....	8520	Pump Seal Kit.....	8526
Stg. Gear Input Shaft Seal Kit; W/Saginaw Stg. Gear; ☆N.....	7095	Pump Drive Shaft Seal Kit.....	8711
Stg. Gear Complete Pitman Shaft Seal Kit; W/Ford Stg. Gear; ☆P.....	8769	Rack & Pinion Seal Kit.....	8589
Stg. Gear Complete Pitman Shaft Seal Kit; W/Saginaw Stg. Gear; ☆N.....	8766	Rack & Pinion Mounting Kit.....	8565
Stg. Gear Lower Pitman Shaft Seal Kit; W/Ford Stg. Gear; ☆P.....	8531	1993	
Stg. Gear Lower Pitman Shaft Seal Kit; W/Saginaw Stg. Gear; ☆N.....	7856	4-CYL. 2.3 L ENG.; V-8 5.0 L ENG.	
LTD CROWN VICTORIA		Pump Complete Rebuilding Kit.....	8527
1991-1987		Pump Seal Kit.....	8526
V-8 5.0 L ENG.; V-8 5.8 L ENG.		Pump Drive Shaft Seal Kit.....	8711
Pump Complete Rebuilding Kit.....	8527	Rack & Pinion Seal Kit.....	8589
Pump Seal Kit.....	8526	Rack & Pinion Mounting Kit.....	8565
Pump Drive Shaft Seal Kit.....	8711	1992-1988	
Stg. Gear Complete Rebuilding Kit.....	8896	4-CYL. 2.3 L ENG.; V-8 5.0 L ENG.	
Stg. Gear Major Seal Kit.....	8897	Pump Complete Rebuilding Kit.....	8527
Stg. Gear Input Shaft Seal Kit.....	8520	Pump Seal Kit.....	8526
Stg. Gear Complete Pitman Shaft Seal Kit.....	8778	Pump Drive Shaft Seal Kit.....	8711
Stg. Gear Lower Pitman Shaft Seal Kit.....	8779	Rack & Pinion Seal Kit.....	8589
MAVERICK		Rack & Pinion Mounting Kit.....	8565
1977-1973		Rack & Pinion Upper Pinion Bearing Kit.....	8588
6-CYL. 200 ENG.; 6-CYL. 250 ENG.; V-8 302 ENG.		1987	
Pump Complete Rebuilding Kit.....	8500	4-CYL. 2.3 L ENG.; V-8 5.0 L ENG.	
Pump Seal Kit.....	8501	Pump Complete Rebuilding Kit.....	8527
Pump Drive Shaft Seal Kit.....	8711	Pump Seal Kit.....	8526
Control Valve Complete Rebuilding Kit.....	7885	Pump Drive Shaft Seal Kit.....	8711
Control Valve Seal Kit.....	7889	Rack & Pinion Seal Kit; W/Ford Stg. Gear; ☆Q.....	8589
Power Cyl. Complete Rebuilding Kit.....	7874	Rack & Pinion Seal Kit; W/TRW Stg. Gear; ☆R.....	8591
Power Cyl. Piston Rod Seal Kit.....	7877	Rack & Pinion Mounting Kit.....	8565
Power Cyl. Boot Kit.....	8901	Rack & Pinion Upper Pinion Bearing Kit; W/Ford Stg. Gear; ☆Q.....	8588
1972-1971		Rack & Pinion Upper Pinion Bearing Kit; W/TRW Stg. Gear; ☆R.....	8592
6-CYL. 170 ENG.; 6-CYL. 200 ENG.; 6-CYL. 250 ENG.; V-8 302 ENG.		1986-1983	
Pump Complete Rebuilding Kit.....	8500	4-CYL. 2.3 L ENG.; V-6 3.8 L ENG.; V-8 5.0 L ENG.	
Pump Seal Kit.....	8501	Pump Complete Rebuilding Kit.....	8527
Pump Drive Shaft Seal Kit.....	8711	Pump Seal Kit.....	8526
Control Valve Complete Rebuilding Kit.....	7885	Pump Drive Shaft Seal Kit.....	8711
Control Valve Seal Kit.....	7889	Rack & Pinion Seal Kit; W/Ford Stg. Gear; ☆Q.....	8589
Power Cyl. Complete Rebuilding Kit.....	7874	Rack & Pinion Seal Kit; W/TRW Stg. Gear; ☆R.....	8591
Power Cyl. Piston Rod Seal Kit.....	7877	Rack & Pinion Mounting Kit.....	8565
Power Cyl. Boot Kit.....	8901	Rack & Pinion Upper Pinion Bearing Kit; W/Ford Stg. Gear; ☆Q.....	8588
1970		Rack & Pinion Upper Pinion Bearing Kit; W/TRW Stg. Gear; ☆R.....	8592
6-CYL. 170 ENG.; 6-CYL. 200 ENG.; 6-CYL. 250 ENG.		1982	
Pump Complete Rebuilding Kit.....	8500	4-CYL. 2.3 L ENG.; 6-CYL. 3.3 L ENG.; V-8 4.2 L ENG.; V-8 5.0 L ENG.	
Pump Seal Kit.....	8501	Pump Complete Rebuilding Kit.....	8527
Pump Drive Shaft Seal Kit.....	8711	Pump Seal Kit.....	8526
Control Valve Complete Rebuilding Kit.....	7885	Pump Drive Shaft Seal Kit.....	8711
Control Valve Seal Kit.....	7889	Rack & Pinion Seal Kit; W/Ford Stg. Gear; ☆Q.....	8589
Power Cyl. Complete Rebuilding Kit.....	7874	Rack & Pinion Seal Kit; W/TRW Stg. Gear; ☆R.....	8591
Power Cyl. Piston Rod Seal Kit.....	7877	Rack & Pinion Mounting Kit.....	8565
Power Cyl. Boot Kit.....	8901	Rack & Pinion Upper Pinion Bearing Kit; W/Ford Stg. Gear; ☆Q.....	8588
1969		Rack & Pinion Upper Pinion Bearing Kit; W/TRW Stg. Gear; ☆R.....	8592
6-CYL. 170 ENG.; 6-CYL. 200 ENG.		1981-1980	
Pump Complete Rebuilding Kit.....	8500	4-CYL. 2.3 L ENG.; 6-CYL. 3.3 L ENG.; V-8 4.2 L ENG.	
Pump Seal Kit.....	8501	Pump Complete Rebuilding Kit.....	8527
Pump Drive Shaft Seal Kit.....	8711	Pump Seal Kit.....	8526
Control Valve Complete Rebuilding Kit.....	7885	Pump Drive Shaft Seal Kit.....	8711
Control Valve Seal Kit.....	7889	Rack & Pinion Seal Kit; W/Ford Stg. Gear; ☆Q.....	8589
Power Cyl. Complete Rebuilding Kit.....	7874	Rack & Pinion Seal Kit; W/TRW Stg. Gear; ☆R.....	8591
Power Cyl. Piston Rod Seal Kit.....	7877	Rack & Pinion Mounting Kit.....	8565
MUSTANG		Rack & Pinion Upper Pinion Bearing Kit; W/Ford Stg. Gear; ☆Q.....	8588
1995		Rack & Pinion Upper Pinion Bearing Kit; W/TRW Stg. Gear; ☆R.....	8592
V-6 3.8 L ENG.; V-8 5.0 L ENG.; V-8 5.8 L ENG.		1979	
Pump Complete Rebuilding Kit.....	8527	4-CYL. 140 ENG.; 6-CYL. 200 ENG.; V-6 171 ENG.; V-8 302 ENG.	
Pump Seal Kit.....	8526	Pump Complete Rebuilding Kit.....	8527
		Pump Seal Kit.....	8526

☆ See Pages A14 - A15 For Pump or Gear Identification.

⊙ Packaged one bushing per box, order as required.

SYSTEM PUMP & GEAR IDENT.

SYSTEM & COMPONENT IDENT.

PASS. CARS

LIGHT TRUCKS

MEDIUM/HEAVY TRUCKS

BUSES

HOSE NUMERICAL

REPAIR KITS

KIT NUMERICAL

ILLUSTRATIONS

Power Steering Repair Kits for Passenger Cars and Light Trucks

	Application	Kit No.	Application	Kit No.
SYSTEM PUMP & GEAR IDENT.	FORD - Continued		FORD - Continued	
	MUSTANG - Continued		MUSTANG - Continued	
	1979 - Continued		1966	
	4-CYL. 140 ENG.; 6-CYL. 200 ENG.; V-6 171 ENG.; V-8 302 ENG. - Continued		6-CYL. 200 ENG.; V-8 289 ENG.	
	Pump Drive Shaft Seal Kit.....	8711	Pump Complete Rebuilding Kit.....	8500
	Rack & Pinion Seal Kit; W/Ford Stg. Gear; ☆Q.....	8589	Pump Seal Kit.....	8501
	Rack & Pinion Seal Kit; W/TRW Stg. Gear; ☆R.....	8591	Pump Drive Shaft Seal Kit.....	8711
	Rack & Pinion Mounting Kit.....	⊗8565	Control Valve Complete Rebuilding Kit.....	7885
	Rack & Pinion Upper Pinion Bearing Kit; W/Ford Stg. Gear; ☆Q.....	8588	Control Valve Seal Kit.....	7889
	Rack & Pinion Upper Pinion Bearing Kit; W/TRW Stg. Gear; ☆R.....	8592	Power Cyl. Complete Rebuilding Kit.....	7875
			Power Cyl. Piston Rod Seal Kit.....	7877
			Power Cyl. Boot Kit.....	8901
	1973-1972		1965	
	6-CYL. 250 ENG.; V-8 302 ENG.; V-8 351 ENG.		6-CYL. 200 ENG.; V-8 289 ENG.	
	Pump Complete Rebuilding Kit.....	8500	Pump Complete Rebuilding Kit; W/Ford P.S. Pump; ☆C.....	8500
	Pump Seal Kit.....	8501	Pump Seal Kit; W/Eaton P.S. Pump; ☆A.....	7168
	Pump Drive Shaft Seal Kit.....	8711	Pump Seal Kit; W/Ford P.S. Pump; ☆C.....	8501
	Stg. Gear Complete Rebuilding Kit.....	7858	Pump Drive Shaft Seal Kit; W/Eaton P.S. Pump; ☆A.....	8713
	Stg. Gear Major Seal Kit.....	7860	Pump Drive Shaft Seal Kit; W/Ford P.S. Pump; ☆C.....	8711
	Stg. Gear Input Shaft Seal Kit.....	7095	Control Valve Complete Rebuilding Kit.....	7885
	Stg. Gear Complete Pitman Shaft Seal Kit.....	8766	Control Valve Seal Kit.....	7889
	Stg. Gear Lower Pitman Shaft Seal Kit.....	7856	Power Cyl. Complete Rebuilding Kit.....	7875
			Power Cyl. Piston Rod Seal Kit.....	7877
			Power Cyl. Boot Kit.....	8901
	1971		1964	
	6-CYL. 250 ENG.; V-8 302 ENG.; V-8 351 ENG.; V-8 429 ENG.		6-CYL. 170 ENG.; V-8 260 ENG.; V-8 289 ENG.	
	Pump Complete Rebuilding Kit.....	8500	Pump Seal Kit.....	7168
	Pump Seal Kit.....	8501	Pump Drive Shaft Seal Kit.....	8713
	Pump Drive Shaft Seal Kit.....	8711	Control Valve Complete Rebuilding Kit.....	7885
	Stg. Gear Complete Rebuilding Kit.....	7858	Control Valve Seal Kit.....	7889
	Stg. Gear Major Seal Kit.....	7860	Power Cyl. Complete Rebuilding Kit.....	7875
	Stg. Gear Input Shaft Seal Kit.....	7095	Power Cyl. Piston Rod Seal Kit.....	7877
	Stg. Gear Complete Pitman Shaft Seal Kit.....	8766	Power Cyl. Boot Kit.....	8901
	Stg. Gear Lower Pitman Shaft Seal Kit.....	7856		
	1970		MUSTANG II	
	6-CYL. 200 ENG.; 6-CYL. 250 ENG.; V-8 302 ENG.; V-8 351 ENG.; V-8 428 ENG.; V-8 429 ENG.		1978	
	Pump Complete Rebuilding Kit.....	8500	4-CYL. 140 ENG.; V-6 171 ENG.; V-8 302 ENG.	
	Pump Seal Kit.....	8501	Pump Complete Rebuilding Kit.....	8527
	Pump Drive Shaft Seal Kit.....	8711	Pump Seal Kit.....	8526
	Control Valve Complete Rebuilding Kit.....	7885	Pump Drive Shaft Seal Kit.....	8711
	Control Valve Seal Kit.....	7889	Rack & Pinion Seal Kit.....	8591
	Power Cyl. Complete Rebuilding Kit.....	7874	Rack & Pinion Mounting Kit.....	⊗8565
	Power Cyl. Piston Rod Seal Kit.....	7877	Rack & Pinion Upper Pinion Bearing Kit.....	8592
	Power Cyl. Boot Kit.....	8901		
	1969		1977	
	6-CYL. 200 ENG.; 6-CYL. 250 ENG.; V-8 302 ENG.; V-8 351 ENG.; V-8 390 ENG.; V-8 428 ENG.; V-8 429 ENG.		4-CYL. 140 ENG.; V-6 171 ENG.; V-8 302 ENG.	
	Pump Complete Rebuilding Kit.....	8500	Pump Complete Rebuilding Kit.....	8500
	Pump Seal Kit.....	8501	Pump Seal Kit.....	8501
	Pump Drive Shaft Seal Kit.....	8711	Pump Drive Shaft Seal Kit.....	8711
	Control Valve Complete Rebuilding Kit.....	7885	Rack & Pinion Seal Kit.....	8594
	Control Valve Seal Kit.....	7889	Rack & Pinion Bellow Kit; Left.....	8562
	Power Cyl. Complete Rebuilding Kit.....	7874	Rack & Pinion Mounting Kit.....	⊗8565
	Power Cyl. Piston Rod Seal Kit.....	7877	Rack & Pinion Upper Pinion Bearing Kit.....	8592
	Power Cyl. Boot Kit.....	8901	Rack & Pinion Lower Pinion Bearing Kit; W/3-Hole Mount; Jul. 5 & Older.....	8595
	1968		1976-1975	
	6-CYL. 200 ENG.; V-8 289 ENG.; V-8 302 ENG.; V-8 390 ENG.; V-8 427 ENG.; V-8 428 ENG.		4-CYL. 140 ENG.; V-6 171 ENG.; V-8 302 ENG.	
	Pump Complete Rebuilding Kit.....	8500	Pump Complete Rebuilding Kit.....	8500
	Pump Seal Kit.....	8501	Pump Seal Kit.....	8501
	Pump Drive Shaft Seal Kit.....	8711	Pump Drive Shaft Seal Kit.....	8711
	Control Valve Complete Rebuilding Kit.....	7885	Rack & Pinion Seal Kit.....	8594
	Control Valve Seal Kit.....	7889	Rack & Pinion Bellow Kit; Left.....	8562
	Power Cyl. Complete Rebuilding Kit.....	7874	Rack & Pinion Mounting Kit.....	⊗8565
	Power Cyl. Piston Rod Seal Kit.....	7877	Rack & Pinion Upper Pinion Bearing Kit.....	8592
	Power Cyl. Boot Kit.....	8901	Rack & Pinion Lower Pinion Bearing Kit.....	8595
	1967		1974	
	6-CYL. 200 ENG.; V-8 289 ENG.; V-8 390 ENG.		4-CYL. 140 ENG.; V-6 171 ENG.	
	Pump Complete Rebuilding Kit.....	8500	Pump Complete Rebuilding Kit.....	8500
	Pump Seal Kit.....	8501	Pump Seal Kit.....	8501
	Pump Drive Shaft Seal Kit.....	8711	Pump Drive Shaft Seal Kit.....	8711
	Control Valve Complete Rebuilding Kit.....	7885	Rack & Pinion Seal Kit.....	8594
	Control Valve Seal Kit.....	7889		
	Power Cyl. Complete Rebuilding Kit.....	7874		
	Power Cyl. Piston Rod Seal Kit.....	7877		
	Power Cyl. Boot Kit.....	8901		
	1966		PINTO	
	6-CYL. 200 ENG.; V-8 289 ENG.; V-8 302 ENG.; V-8 390 ENG.		1980	
	4-CYL. 2.3 L ENG.		4-CYL. 2.3 L ENG.	
	Pump Complete Rebuilding Kit.....	8527	Pump Complete Rebuilding Kit.....	8527

☆ See Pages A14 - A15 For Pump or Gear Identification.

⊗ Packaged one bushing per box, order as required.

Power Steering Repair Kits for Passenger Cars and Light Trucks

Application	Kit No.	Application	Kit No.
FORD - Continued		FORD - Continued	
PINTO - Continued		RANCH WAGON - Continued	
1980 - Continued		1974 - Continued	
4-CYL. 2.3 L ENG. - Continued		V-8 351 ENG.; V-8 400 ENG.; V-8 460 ENG. - Continued	
Pump Seal Kit.....	8526	Stg. Gear Input Shaft Seal Kit; W/Ford Stg. Gear; ☆P.....	8520
Pump Drive Shaft Seal Kit.....	8711	Stg. Gear Input Shaft Seal Kit; W/Saginaw Stg. Gear; ☆N.....	7095
Rack & Pinion Seal Kit.....	8591	Stg. Gear Complete Pitman Shaft Seal Kit; W/Ford Stg. Gear; ☆P....	8769
Rack & Pinion Mounting Kit.....	8565	Stg. Gear Complete Pitman Shaft Seal Kit; W/Saginaw Stg. Gear;	
Rack & Pinion Upper Pinion Bearing Kit.....	8592	☆N.....	8766
1979-1978		Stg. Gear Lower Pitman Shaft Seal Kit; W/Ford Stg. Gear; ☆P.....	8531
4-CYL. 140 ENG.; V-6 171 ENG.		Stg. Gear Lower Pitman Shaft Seal Kit; W/Saginaw Stg. Gear; ☆N...	8786
Pump Complete Rebuilding Kit.....	8527	1973	
Pump Seal Kit.....	8526	V-8 351 ENG.; V-8 400 ENG.; V-8 429 ENG.; V-8 460 ENG.	
Pump Drive Shaft Seal Kit.....	8711	Pump Complete Rebuilding Kit.....	8500
Rack & Pinion Seal Kit.....	8591	Pump Seal Kit.....	8501
Rack & Pinion Mounting Kit.....	8565	Pump Drive Shaft Seal Kit.....	8711
Rack & Pinion Upper Pinion Bearing Kit.....	8592	Stg. Gear Complete Rebuilding Kit; W/Ford Stg. Gear; W/O Tag	
1977		SPA-AA; ☆P.....	8540
4-CYL. 140 ENG.; V-6 171 ENG.		Stg. Gear Complete Rebuilding Kit; W/Ford Stg. Gear; W/Tag	
Pump Complete Rebuilding Kit.....	8500	SPA-AA; ☆P.....	8509
Pump Seal Kit.....	8501	Stg. Gear Complete Rebuilding Kit; W/Saginaw Stg. Gear; ☆N.....	7858
Pump Drive Shaft Seal Kit.....	8711	Stg. Gear Major Seal Kit; W/Ford Stg. Gear; W/O Tag SPA-AA; ☆P.	8532
Rack & Pinion Seal Kit; W/2-Hole Mount; Jul. 6 & Newer.....	8591	Stg. Gear Major Seal Kit; W/Ford Stg. Gear; W/Tag SPA-AA; ☆P....	7642
Rack & Pinion Seal Kit; W/3-Hole Mount; Jul. 5 & Older.....	8594	Stg. Gear Major Seal Kit; W/Saginaw Stg. Gear; ☆N.....	7860
Rack & Pinion Bellow Kit; Left; W/3-Hole Mount; Jul. 5 & Older.....	8562	Stg. Gear Input Shaft Seal Kit; W/Ford Stg. Gear; ☆P.....	8520
Rack & Pinion Mounting Kit.....	8565	Stg. Gear Input Shaft Seal Kit; W/Saginaw Stg. Gear; ☆N.....	7095
Rack & Pinion Upper Pinion Bearing Kit.....	8592	Stg. Gear Complete Pitman Shaft Seal Kit; W/Ford Stg. Gear; ☆P....	8769
Rack & Pinion Lower Pinion Bearing Kit; W/3-Hole Mount; Jul. 5 & Older.....	8595	Stg. Gear Complete Pitman Shaft Seal Kit; W/Saginaw Stg. Gear;	
1976-1975		☆N.....	8766
4-CYL. 140 ENG.; V-6 171 ENG.		Stg. Gear Lower Pitman Shaft Seal Kit; W/Ford Stg. Gear; ☆P.....	8531
Pump Complete Rebuilding Kit.....	8500	Stg. Gear Lower Pitman Shaft Seal Kit; W/Saginaw Stg. Gear; ☆N...	8786
Pump Seal Kit.....	8501	1972	
Pump Drive Shaft Seal Kit.....	8711	V-8 302 ENG.; V-8 351 ENG.; V-8 400 ENG.; V-8 429 ENG.	
Rack & Pinion Seal Kit.....	8594	Pump Complete Rebuilding Kit.....	8500
Rack & Pinion Bellow Kit; Left.....	8562	Pump Seal Kit.....	8501
Rack & Pinion Mounting Kit.....	8565	Pump Drive Shaft Seal Kit.....	8711
Rack & Pinion Upper Pinion Bearing Kit.....	8592	Stg. Gear Complete Rebuilding Kit; W/Ford Stg. Gear; W/O Tag	
Rack & Pinion Lower Pinion Bearing Kit.....	8595	SPA-AA; ☆P.....	8540
PROBE		Stg. Gear Complete Rebuilding Kit; W/Ford Stg. Gear; W/Tag	
1995-1993		SPA-AA; ☆P.....	8509
4-CYL. 2.0 L ENG.; V-6 2.5 L ENG.		Stg. Gear Complete Rebuilding Kit; W/Saginaw Stg. Gear; ☆N.....	7858
Pump Seal Kit.....	8799	Stg. Gear Major Seal Kit; W/Ford Stg. Gear; W/O Tag SPA-AA; ☆P.	8532
Rack & Pinion Seal Kit; W/TRW Rack & Pinion Gear; ☆R.....	8865	Stg. Gear Major Seal Kit; W/Ford Stg. Gear; W/Tag SPA-AA; ☆P....	7642
1992-1990		Stg. Gear Major Seal Kit; W/Saginaw Stg. Gear; ☆N.....	7860
4-CYL. 2.2 L ENG.		Stg. Gear Input Shaft Seal Kit; W/Ford Stg. Gear; ☆P.....	8520
Pump Seal Kit.....	8837	Stg. Gear Input Shaft Seal Kit; W/Saginaw Stg. Gear; ☆N.....	7095
Rack & Pinion Seal Kit; Models made in USA.....	8732	Stg. Gear Complete Pitman Shaft Seal Kit; W/Ford Stg. Gear; ☆P....	8769
Rack & Pinion Seal Kit; W/O Turbo; Models made in Japan.....	8647	Stg. Gear Complete Pitman Shaft Seal Kit; W/Saginaw Stg. Gear;	
Rack & Pinion Seal Kit; W/Turbo; Models made in Japan.....	8733	☆N.....	8766
V-6 3.0 L ENG.		Stg. Gear Lower Pitman Shaft Seal Kit; W/Ford Stg. Gear; ☆P.....	8531
Pump Seal Kit.....	8792	Stg. Gear Lower Pitman Shaft Seal Kit; W/Saginaw Stg. Gear; ☆N...	8786
Rack & Pinion Seal Kit; Models made in Japan.....	8647	1971	
Rack & Pinion Seal Kit; Models made in USA.....	8732	V-8 302 ENG.; V-8 351 ENG.; V-8 390 ENG.; V-8 400 ENG.; V-8 429 ENG.	
1989		Pump Complete Rebuilding Kit.....	8500
4-CYL. 2.2 L ENG.		Pump Seal Kit.....	8501
Pump Seal Kit.....	8837	Pump Drive Shaft Seal Kit.....	8711
Rack & Pinion Seal Kit; Models made in USA.....	8732	Stg. Gear Complete Rebuilding Kit.....	8509
Rack & Pinion Seal Kit; W/O Turbo; Models made in Japan.....	8647	Stg. Gear Major Seal Kit.....	7642
Rack & Pinion Seal Kit; W/Turbo; Models made in Japan.....	8733	Stg. Gear Input Shaft Seal Kit.....	8520
RANCH WAGON		Stg. Gear Complete Pitman Shaft Seal Kit.....	8768
1974		Stg. Gear Lower Pitman Shaft Seal Kit.....	8515
V-8 351 ENG.; V-8 400 ENG.; V-8 460 ENG.		RANCHERO	
Pump Complete Rebuilding Kit.....	8500	1979	
Pump Seal Kit.....	8501	V-8 302 ENG.; V-8 351 ENG.	
Pump Drive Shaft Seal Kit.....	8711	Pump Complete Rebuilding Kit.....	8527
Stg. Gear Complete Rebuilding Kit; W/Ford Stg. Gear; W/O Tag		Pump Seal Kit.....	8526
SPA-AA; ☆P.....	8540	Pump Drive Shaft Seal Kit.....	8711
Stg. Gear Complete Rebuilding Kit; W/Ford Stg. Gear; W/Tag		Stg. Gear Complete Rebuilding Kit; W/Ford Stg. Gear; ☆P.....	8896
SPA-AA; ☆P.....	8509	Stg. Gear Complete Rebuilding Kit; W/Saginaw Stg. Gear; ☆N.....	7858
Stg. Gear Complete Rebuilding Kit; W/Saginaw Stg. Gear; ☆N.....	7858	Stg. Gear Major Seal Kit; W/Ford Stg. Gear; ☆P.....	8897
Stg. Gear Major Seal Kit; W/Ford Stg. Gear; W/O Tag SPA-AA; ☆P.	8532	Stg. Gear Major Seal Kit; W/Saginaw Stg. Gear; ☆N.....	7860
Stg. Gear Major Seal Kit; W/Ford Stg. Gear; W/Tag SPA-AA; ☆P....	7642	Stg. Gear Input Shaft Seal Kit; W/Ford Stg. Gear; ☆P.....	8520
Stg. Gear Major Seal Kit; W/Saginaw Stg. Gear; ☆N.....	7860	Stg. Gear Input Shaft Seal Kit; W/Saginaw Stg. Gear; ☆N.....	7095
Stg. Gear Input Shaft Seal Kit; W/Ford Stg. Gear; ☆P.....	8520	Stg. Gear Complete Pitman Shaft Seal Kit; W/Ford Stg. Gear; ☆P....	8778
Stg. Gear Input Shaft Seal Kit; W/Saginaw Stg. Gear; ☆N.....	7095	Stg. Gear Complete Pitman Shaft Seal Kit; W/Saginaw Stg. Gear;	
Stg. Gear Complete Pitman Shaft Seal Kit; W/Ford Stg. Gear; ☆P....	8769	☆N.....	8766
Stg. Gear Complete Pitman Shaft Seal Kit; W/Saginaw Stg. Gear;		Stg. Gear Lower Pitman Shaft Seal Kit; W/Ford Stg. Gear; ☆P.....	8779

☆ See Pages A14 - A15 For Pump or Gear Identification.

⊙ Packaged one bushing per box, order as required.

SYSTEM
PUMP &
GEAR
IDENT.

SYSTEM &
COM-
PONENT
IDENT.

PASS.
CARS

LIGHT
TRUCKS

MEDIUM/
HEAVY
TRUCKS

BUSES

HOSE
NUMER-
ICAL

REPAIR
KITS

KIT
NUMER-
ICAL

ILLUSTRATIONS

Power Steering Repair Kits for Passenger Cars and Light Trucks

	Application	Kit No.	Application	Kit No.	
SYSTEM PUMP & GEAR IDENT.	FORD - Continued		FORD - Continued		
	RANCHERO - Continued		RANCHERO - Continued		
	1979 - Continued		1973-1972 - Continued		
	V-8 302 ENG.; V-8 351 ENG. - Continued		6-CYL. 250 ENG.; V-8 302 ENG.; V-8 351 ENG.; V-8 400 ENG.;		
	Stg. Gear Lower Pitman Shaft Seal Kit; W/Saginaw Stg. Gear; ☆N...		7856	V-8 429 ENG. - Continued	
	1978			Pump Seal Kit.....	8501
	V-8 302 ENG.; V-8 351 ENG.; V-8 400 ENG.			Pump Drive Shaft Seal Kit.....	8711
	Pump Complete Rebuilding Kit.....		8527	Stg. Gear Complete Rebuilding Kit; W/Ford Stg. Gear; W/O Tag	
	Pump Seal Kit.....		8526	SPA-AA; ☆P.....	8540
	Pump Drive Shaft Seal Kit.....		8711	Stg. Gear Complete Rebuilding Kit; W/Ford Stg. Gear; W/Tag	
SYSTEM & COMPONENT IDENT.	Stg. Gear Complete Rebuilding Kit; W/Ford Stg. Gear; ☆P.....		8896	SPA-AA; ☆P.....	8509
	Stg. Gear Complete Rebuilding Kit; W/Saginaw Stg. Gear; ☆N.....		7858	Stg. Gear Complete Rebuilding Kit; W/Saginaw Stg. Gear; ☆N.....	7858
	Stg. Gear Major Seal Kit; W/Ford Stg. Gear; ☆P.....		8897	Stg. Gear Major Seal Kit; W/Ford Stg. Gear; W/O Tag SPA-AA; ☆P.....	8532
	Stg. Gear Major Seal Kit; W/Saginaw Stg. Gear; ☆N.....		7860	Stg. Gear Major Seal Kit; W/Ford Stg. Gear; W/Tag SPA-AA; ☆P.....	7642
	Stg. Gear Input Shaft Seal Kit; W/Ford Stg. Gear; ☆P.....		8520	Stg. Gear Major Seal Kit; W/Saginaw Stg. Gear; ☆N.....	7860
	Stg. Gear Input Shaft Seal Kit; W/Saginaw Stg. Gear; ☆N.....		7095	Stg. Gear Input Shaft Seal Kit; W/Ford Stg. Gear; ☆P.....	8520
	Stg. Gear Complete Pitman Shaft Seal Kit; W/Ford Stg. Gear; ☆P.....		8778	Stg. Gear Input Shaft Seal Kit; W/Saginaw Stg. Gear; ☆N.....	7095
	Stg. Gear Complete Pitman Shaft Seal Kit; W/Saginaw Stg. Gear; ☆N.....		8766	Stg. Gear Complete Pitman Shaft Seal Kit; W/Ford Stg. Gear; ☆P.....	8769
	Stg. Gear Lower Pitman Shaft Seal Kit; W/Ford Stg. Gear; ☆P.....		8779	Stg. Gear Complete Pitman Shaft Seal Kit; W/Saginaw Stg. Gear; ☆N.....	8766
	Stg. Gear Lower Pitman Shaft Seal Kit; W/Saginaw Stg. Gear; ☆N.....		7856	Stg. Gear Lower Pitman Shaft Seal Kit; W/Ford Stg. Gear; ☆P.....	8531
PASS. CARS	1977		1971-1970		
	V-8 302 ENG.; V-8 351 ENG.; V-8 400 ENG.		6-CYL. 250 ENG.; V-8 302 ENG.; V-8 351 ENG.; V-8 429 ENG.		
	Pump Complete Rebuilding Kit.....		8500	Pump Complete Rebuilding Kit.....	8500
	Pump Seal Kit.....		8501	Pump Seal Kit.....	8501
	Pump Drive Shaft Seal Kit.....		8711	Pump Drive Shaft Seal Kit.....	8711
	Stg. Gear Complete Rebuilding Kit; W/Ford Stg. Gear; ☆P.....		8540	Control Valve Complete Rebuilding Kit.....	7885
	Stg. Gear Complete Rebuilding Kit; W/Saginaw Stg. Gear; ☆N.....		7858	Control Valve Seal Kit.....	7889
	Stg. Gear Major Seal Kit; W/Ford Stg. Gear; ☆P.....		8532	Power Cyl. Complete Rebuilding Kit.....	7874
	Stg. Gear Major Seal Kit; W/Saginaw Stg. Gear; ☆N.....		7860	Power Cyl. Piston Rod Seal Kit.....	7877
	Stg. Gear Input Shaft Seal Kit; W/Ford Stg. Gear; ☆P.....		8520	Power Cyl. Boot Kit.....	8901
LIGHT TRUCKS	Stg. Gear Input Shaft Seal Kit; W/Saginaw Stg. Gear; ☆N.....		7095		
	Stg. Gear Complete Pitman Shaft Seal Kit; W/Ford Stg. Gear; ☆P.....		8769		
	Stg. Gear Complete Pitman Shaft Seal Kit; W/Saginaw Stg. Gear; ☆N.....		8766		
	Stg. Gear Lower Pitman Shaft Seal Kit; W/Ford Stg. Gear; ☆P.....		8531		
	Stg. Gear Lower Pitman Shaft Seal Kit; W/Saginaw Stg. Gear; ☆N.....		7856		
	1976-1975				
	V-8 351 ENG.; V-8 400 ENG.; V-8 460 ENG.				
	Pump Complete Rebuilding Kit.....		8500		
	Pump Seal Kit.....		8501		
	Pump Drive Shaft Seal Kit.....		8711		
MEDIUM/HEAVY TRUCKS	Stg. Gear Complete Rebuilding Kit; W/Ford Stg. Gear; ☆P.....		8540		
	Stg. Gear Complete Rebuilding Kit; W/Saginaw Stg. Gear; ☆N.....		7858		
	Stg. Gear Major Seal Kit; W/Ford Stg. Gear; ☆P.....		8532		
	Stg. Gear Major Seal Kit; W/Saginaw Stg. Gear; ☆N.....		7860		
	Stg. Gear Input Shaft Seal Kit; W/Ford Stg. Gear; ☆P.....		8520		
	Stg. Gear Input Shaft Seal Kit; W/Saginaw Stg. Gear; ☆N.....		7095		
	Stg. Gear Complete Pitman Shaft Seal Kit; W/Ford Stg. Gear; ☆P.....		8769		
	Stg. Gear Complete Pitman Shaft Seal Kit; W/Saginaw Stg. Gear; ☆N.....		8766		
	Stg. Gear Lower Pitman Shaft Seal Kit; W/Ford Stg. Gear; ☆P.....		8531		
	Stg. Gear Lower Pitman Shaft Seal Kit; W/Saginaw Stg. Gear; ☆N.....		7856		
BUSES	1974		1968		
	6-CYL. 250 ENG.; V-8 302 ENG.; V-8 351 ENG.; V-8 400 ENG.;		6-CYL. 200 ENG.; V-8 289 ENG.; V-8 302 ENG.; V-8 390 ENG.;		
	V-8 460 ENG.		V-8 428 ENG.		
	Pump Complete Rebuilding Kit.....		8500	Pump Complete Rebuilding Kit.....	8500
	Pump Seal Kit.....		8501	Pump Seal Kit.....	8501
	Pump Drive Shaft Seal Kit.....		8711	Pump Drive Shaft Seal Kit.....	8711
	Stg. Gear Complete Rebuilding Kit; W/Ford Stg. Gear; W/O Tag			Control Valve Complete Rebuilding Kit.....	7885
	SPA-AA; ☆P.....		8540	Control Valve Seal Kit.....	7889
	Stg. Gear Complete Rebuilding Kit; W/Ford Stg. Gear; W/Tag			Power Cyl. Complete Rebuilding Kit.....	7874
	SPA-AA; ☆P.....		8509	Power Cyl. Piston Rod Seal Kit.....	7877
HOSE NUMERICAL	Stg. Gear Complete Rebuilding Kit; W/Saginaw Stg. Gear; ☆N.....		7858	Power Cyl. Boot Kit.....	8901
	Stg. Gear Major Seal Kit; W/Ford Stg. Gear; W/O Tag SPA-AA; ☆P.....		8532		
	Stg. Gear Major Seal Kit; W/Ford Stg. Gear; W/Tag SPA-AA; ☆P.....		7642		
	Stg. Gear Major Seal Kit; W/Saginaw Stg. Gear; ☆N.....		7860		
	Stg. Gear Input Shaft Seal Kit; W/Ford Stg. Gear; ☆P.....		8520		
	Stg. Gear Input Shaft Seal Kit; W/Saginaw Stg. Gear; ☆N.....		7095		
	Stg. Gear Complete Pitman Shaft Seal Kit; W/Ford Stg. Gear; ☆P.....		8769		
	Stg. Gear Complete Pitman Shaft Seal Kit; W/Saginaw Stg. Gear; ☆N.....		8766		
	Stg. Gear Lower Pitman Shaft Seal Kit; W/Ford Stg. Gear; ☆P.....		8531		
	Stg. Gear Lower Pitman Shaft Seal Kit; W/Saginaw Stg. Gear; ☆N.....		7856		
REPAIR KITS	1973-1972		1967		
	6-CYL. 250 ENG.; V-8 302 ENG.; V-8 351 ENG.; V-8 400 ENG.;		6-CYL. 200 ENG.; V-8 289 ENG.; V-8 390 ENG.		
	V-8 429 ENG.				
	Pump Complete Rebuilding Kit.....		8500	Pump Complete Rebuilding Kit.....	8500
				Pump Seal Kit.....	8501
				Pump Drive Shaft Seal Kit.....	8711
				Control Valve Complete Rebuilding Kit.....	7885
				Control Valve Seal Kit.....	7889
				Power Cyl. Complete Rebuilding Kit.....	7874
				Power Cyl. Piston Rod Seal Kit.....	7877
KIT NUMERICAL				Power Cyl. Boot Kit.....	8901
ILLUSTRATIONS					

☆ See Pages A14 - A15 For Pump or Gear Identification.

⊛ Packaged one bushing per box, order as required.

Power Steering Repair Kits for Passenger Cars and Light Trucks

Application	Kit No.	Application	Kit No.
FORD - Continued		FORD - Continued	
RANGER		RANGER - Continued	
1995-1993		1985 - Continued	
4-CYL. 2.3 L ENG.; V-6 3.0 L ENG.; V-6 4.0 L ENG.		4-CYL. 2.0 L ENG.; 4-CYL. 2.3 L ENG.; V-6 2.8 L ENG.	
Pump Complete Rebuilding Kit.....	8527	- Continued	
Pump Seal Kit.....	8526	Pump Drive Shaft Seal Kit.....	8711
Pump Drive Shaft Seal Kit.....	8711	Stg. Gear Complete Rebuilding Kit.....	8896
Stg. Gear Complete Rebuilding Kit.....	8896	Stg. Gear Major Seal Kit.....	8897
Stg. Gear Major Seal Kit.....	8897	Stg. Gear Input Shaft Seal Kit.....	8520
Stg. Gear Input Shaft Seal Kit.....	8520	Stg. Gear Complete Pitman Shaft Seal Kit.....	8778
Stg. Gear Complete Pitman Shaft Seal Kit.....	8778	Stg. Gear Lower Pitman Shaft Seal Kit.....	8779
Stg. Gear Lower Pitman Shaft Seal Kit.....	8779		
1992-1991		4-CYL. 2.3 L DIESEL ENG.	
4-CYL. 2.3 L ENG.; V-6 2.9 L ENG.; V-6 3.0 L ENG.; V-6 4.0 L ENG.		Pump Complete Rebuilding Kit.....	8561
Pump Complete Rebuilding Kit.....	8527	Pump Seal Kit.....	8554
Pump Seal Kit.....	8526	Pump Drive Shaft Seal Kit.....	8712
Pump Drive Shaft Seal Kit.....	8711	Stg. Gear Complete Rebuilding Kit.....	8896
Stg. Gear Complete Rebuilding Kit.....	8896	Stg. Gear Major Seal Kit.....	8897
Stg. Gear Major Seal Kit.....	8897	Stg. Gear Input Shaft Seal Kit.....	8520
Stg. Gear Input Shaft Seal Kit.....	8520	Stg. Gear Complete Pitman Shaft Seal Kit.....	8778
Stg. Gear Complete Pitman Shaft Seal Kit.....	8778	Stg. Gear Lower Pitman Shaft Seal Kit.....	8779
Stg. Gear Lower Pitman Shaft Seal Kit.....	8779		
1990		1984-1983	
4-CYL. 2.3 L ENG.; V-6 2.9 L ENG.; V-6 4.0 L ENG.		4-CYL. 2.0 L ENG.; 4-CYL. 2.3 L ENG.; V-6 2.8 L ENG.	
Pump Complete Rebuilding Kit.....	8527	Pump Complete Rebuilding Kit.....	8527
Pump Seal Kit.....	8526	Pump Seal Kit.....	8526
Pump Drive Shaft Seal Kit.....	8711	Pump Drive Shaft Seal Kit.....	8711
Stg. Gear Complete Rebuilding Kit.....	8896	Stg. Gear Complete Rebuilding Kit.....	8896
Stg. Gear Major Seal Kit.....	8897	Stg. Gear Major Seal Kit.....	8897
Stg. Gear Input Shaft Seal Kit.....	8520	Stg. Gear Input Shaft Seal Kit.....	8520
Stg. Gear Complete Pitman Shaft Seal Kit.....	8778	Stg. Gear Complete Pitman Shaft Seal Kit.....	8778
Stg. Gear Lower Pitman Shaft Seal Kit.....	8779	Stg. Gear Lower Pitman Shaft Seal Kit.....	8779
1989		4-CYL. 2.2 L DIESEL ENG.	
4-CYL. 2.3 L ENG.; V-6 2.9 L ENG.		Pump Complete Rebuilding Kit.....	8561
Pump Complete Rebuilding Kit.....	8527	Pump Seal Kit.....	8554
Pump Seal Kit.....	8526	Pump Drive Shaft Seal Kit.....	8712
Pump Drive Shaft Seal Kit.....	8711	Stg. Gear Complete Rebuilding Kit.....	8896
Stg. Gear Complete Rebuilding Kit.....	8896	Stg. Gear Major Seal Kit.....	8897
Stg. Gear Major Seal Kit.....	8897	Stg. Gear Input Shaft Seal Kit.....	8520
Stg. Gear Input Shaft Seal Kit.....	8520	Stg. Gear Complete Pitman Shaft Seal Kit.....	8778
Stg. Gear Complete Pitman Shaft Seal Kit.....	8778	Stg. Gear Lower Pitman Shaft Seal Kit.....	8779
Stg. Gear Lower Pitman Shaft Seal Kit.....	8779		
1988		SUPER DUTY PICKUP	
4-CYL. 2.3 L ENG.; V-6 2.9 L ENG.		1995-1988	
Pump Complete Rebuilding Kit.....	8527	V-8 7.3 L DIESEL ENG.; V-8 7.5 L ENG.	
Pump Seal Kit.....	8526	Pump Complete Rebuilding Kit.....	8527
Pump Drive Shaft Seal Kit.....	8711	Pump Seal Kit.....	8526
Stg. Gear Complete Rebuilding Kit.....	8896	Pump Drive Shaft Seal Kit.....	8711
Stg. Gear Major Seal Kit.....	8897	Stg. Gear Complete Rebuilding Kit.....	8896
Stg. Gear Input Shaft Seal Kit.....	8520	Stg. Gear Major Seal Kit.....	8897
Stg. Gear Complete Pitman Shaft Seal Kit.....	8778	Stg. Gear Input Shaft Seal Kit.....	8520
Stg. Gear Lower Pitman Shaft Seal Kit.....	8779	Stg. Gear Complete Pitman Shaft Seal Kit.....	8778
1988		Stg. Gear Lower Pitman Shaft Seal Kit.....	
4-CYL. 2.0 L ENG.; 4-CYL. 2.3 L ENG.; V-6 2.9 L ENG.		8779	
Pump Complete Rebuilding Kit.....	8527	TAURUS	
Pump Seal Kit.....	8526	1995-1993	
Pump Drive Shaft Seal Kit.....	8711	V-6 3.0 L ENG.	
Stg. Gear Complete Rebuilding Kit.....	8896	Pump Complete Rebuilding Kit; W/O SHO Eng.....	8527
Stg. Gear Major Seal Kit.....	8897	Pump Seal Kit; W/O SHO Eng.....	8526
Stg. Gear Input Shaft Seal Kit.....	8520	Pump Seal Kit; W/SHO Eng.....	8792
Stg. Gear Complete Pitman Shaft Seal Kit.....	8778	Pump Drive Shaft Seal Kit; W/O SHO Eng.....	8711
Stg. Gear Lower Pitman Shaft Seal Kit.....	8779	Rack & Pinion Seal Kit; W/O Variable Assist.....	8611
1987-1986		Rack & Pinion Seal Kit; W/Variable Assist.....	8810
4-CYL. 2.0 L ENG.; 4-CYL. 2.3 L ENG.; V-6 2.9 L ENG.		Rack & Pinion Upper Pinion Bearing Kit.....	8588
Pump Complete Rebuilding Kit.....	8527	V-6 3.2 L ENG.	
Pump Seal Kit.....	8526	Pump Seal Kit.....	8792
Pump Drive Shaft Seal Kit.....	8711	Rack & Pinion Seal Kit; W/O Variable Assist.....	8611
Stg. Gear Complete Rebuilding Kit.....	8896	Rack & Pinion Seal Kit; W/Variable Assist.....	8810
Stg. Gear Major Seal Kit.....	8897	Rack & Pinion Upper Pinion Bearing Kit.....	8588
Stg. Gear Input Shaft Seal Kit.....	8520	V-6 3.8 L ENG.	
Stg. Gear Complete Pitman Shaft Seal Kit.....	8778	Pump Complete Rebuilding Kit.....	8527
Stg. Gear Lower Pitman Shaft Seal Kit.....	8779	Pump Seal Kit.....	8526
1985		Pump Drive Shaft Seal Kit.....	8711
4-CYL. 2.0 L ENG.; 4-CYL. 2.3 L ENG.; V-6 2.8 L ENG.		Stg. Gear Complete Rebuilding Kit.....	8896
Pump Complete Rebuilding Kit.....	8527	Stg. Gear Major Seal Kit.....	8897
Pump Seal Kit.....	8526	Stg. Gear Input Shaft Seal Kit.....	8520
1985		Stg. Gear Complete Pitman Shaft Seal Kit.....	8778
4-CYL. 2.0 L ENG.; 4-CYL. 2.3 L ENG.; V-6 2.8 L ENG.		Stg. Gear Lower Pitman Shaft Seal Kit.....	8779
Pump Complete Rebuilding Kit.....	8527	1992	
Pump Seal Kit.....	8526	V-6 3.0 L ENG.	
1985		Pump Complete Rebuilding Kit; W/O SHO Eng.....	8527
4-CYL. 2.0 L ENG.; 4-CYL. 2.3 L ENG.; V-6 2.8 L ENG.		Pump Seal Kit; W/O SHO Eng.....	8526
Pump Complete Rebuilding Kit.....	8527		
Pump Seal Kit.....	8526		

SYSTEM PUMP & GEAR IDENT.

SYSTEM & COMPONENT IDENT.

PASS. CARS

LIGHT TRUCKS

MEDIUM/HEAVY TRUCKS

BUSES

HOSE NUMERICAL

REPAIR KITS

KIT NUMERICAL

ILLUSTRATIONS

☆ See Pages A14 - A15 For Pump or Gear Identification.

⊛ Packaged one bushing per box, order as required.

Power Steering Repair Kits for Passenger Cars and Light Trucks

	Application	Kit No.	Application	Kit No.	
SYSTEM PUMP & GEAR IDENT.	FORD - Continued		FORD - Continued		
	TAURUS - Continued		TEMPO - Continued		
	1992 - Continued		1989-1987		
	V-6 3.0 L ENG. - Continued		4-CYL. 2.3 L ENG.		
		Pump Seal Kit; W/SHO Eng.	8792	Pump Complete Rebuilding Kit	8527
		Pump Drive Shaft Seal Kit; W/O SHO Eng.	8711	Pump Seal Kit	8526
		Rack & Pinion Seal Kit; W/O Variable Assist.	8611	Pump Drive Shaft Seal Kit	8711
		Rack & Pinion Seal Kit; W/Variable Assist.	8810	Rack & Pinion Seal Kit; W/Ford Stg. Gear; ☆Q	8629
		Rack & Pinion Upper Pinion Bearing Kit	8588	Rack & Pinion Seal Kit; W/TRW Stg. Gear; ☆R	8612
	SYSTEM & COMPONENT IDENT.	V-6 3.8 L ENG.		1986-1984	
		Pump Complete Rebuilding Kit	8527	4-CYL. 2.0 L DIESEL ENG.; 4-CYL. 2.3 L ENG.	
		Pump Seal Kit	8526	Pump Complete Rebuilding Kit	8527
		Pump Drive Shaft Seal Kit	8711	Pump Seal Kit	8526
		Rack & Pinion Seal Kit; W/O Variable Assist.	8611	Pump Drive Shaft Seal Kit	8711
		Rack & Pinion Seal Kit; W/Variable Assist.	8810	Rack & Pinion Seal Kit	8612
		Rack & Pinion Upper Pinion Bearing Kit	8588	THUNDERBIRD	
1991-1990		1995-1994			
4-CYL. 2.5 L ENG.; V-6 3.8 L ENG.		V-6 3.8 L ENG.			
		Pump Complete Rebuilding Kit	8527	Pump Complete Rebuilding Kit	8527
	Pump Seal Kit	8526	Pump Seal Kit	8526	
	Pump Drive Shaft Seal Kit	8711	Pump Drive Shaft Seal Kit	8711	
	Rack & Pinion Seal Kit; W/O Variable Assist.	8611	Rack & Pinion Seal Kit	8621	
	Rack & Pinion Seal Kit; W/Variable Assist.	8810	Rack & Pinion Mounting Kit	⊗8565	
	Rack & Pinion Upper Pinion Bearing Kit	8588	Rack & Pinion Upper Pinion Bearing Kit	8588	
PASS. CARS	V-6 3.0 L ENG.		V-6 3.0 L ENG.		
		Pump Complete Rebuilding Kit; W/O SHO Eng.	8527	Pump Complete Rebuilding Kit; W/O SHO Eng.	8527
		Pump Seal Kit; W/O SHO Eng.	8526	Pump Seal Kit; W/O SHO Eng.	8526
		Pump Seal Kit; W/SHO Eng.	8792	Pump Seal Kit; W/SHO Eng.	8792
		Pump Drive Shaft Seal Kit; W/O SHO Eng.	8711	Pump Drive Shaft Seal Kit; W/O SHO Eng.	8711
		Rack & Pinion Seal Kit; W/O Variable Assist.	8611	Rack & Pinion Seal Kit; W/O Variable Assist.	8611
		Rack & Pinion Seal Kit; W/Variable Assist.	8810	Rack & Pinion Seal Kit; W/Variable Assist.	8810
		Rack & Pinion Upper Pinion Bearing Kit	8588	Rack & Pinion Upper Pinion Bearing Kit	8588
	1989		1993-1991		
	4-CYL. 2.5 L ENG.; V-6 3.8 L ENG.		V-6 3.8 L ENG.; V-8 5.0 L ENG.		
	Pump Complete Rebuilding Kit	8527	Pump Complete Rebuilding Kit	8527	
	Pump Seal Kit	8526	Pump Seal Kit	8526	
	Pump Drive Shaft Seal Kit	8711	Pump Drive Shaft Seal Kit	8711	
	Rack & Pinion Seal Kit	8611	Rack & Pinion Seal Kit	8621	
	Rack & Pinion Upper Pinion Bearing Kit	8588	Rack & Pinion Mounting Kit	⊗8565	
			Rack & Pinion Upper Pinion Bearing Kit	8588	
LIGHT TRUCKS	V-6 3.0 L ENG.		1990-1989		
		Pump Complete Rebuilding Kit; W/O SHO Eng.	8527	V-6 3.8 L ENG.	
		Pump Seal Kit; W/O SHO Eng.	8526	Pump Complete Rebuilding Kit	8527
		Pump Seal Kit; W/SHO Eng.	8792	Pump Seal Kit	8526
		Pump Drive Shaft Seal Kit; W/O SHO Eng.	8711	Pump Drive Shaft Seal Kit	8711
		Rack & Pinion Seal Kit; W/O Variable Assist.	8611	Rack & Pinion Seal Kit	8621
		Rack & Pinion Seal Kit; W/Variable Assist.	8810	Rack & Pinion Mounting Kit	⊗8565
		Rack & Pinion Upper Pinion Bearing Kit	8588	Rack & Pinion Upper Pinion Bearing Kit	8588
	1988		1988-1983		
	4-CYL. 2.5 L ENG.; V-6 3.0 L ENG.; V-6 3.8 L ENG.		4-CYL. 2.3 L ENG.; V-6 3.8 L ENG.; V-8 5.0 L ENG.		
	Pump Complete Rebuilding Kit	8527	Pump Complete Rebuilding Kit	8527	
	Pump Seal Kit	8526	Pump Seal Kit	8526	
	Pump Drive Shaft Seal Kit	8711	Pump Drive Shaft Seal Kit	8711	
	Rack & Pinion Seal Kit	8611	Pump Drive Shaft Seal Kit	8711	
	Rack & Pinion Upper Pinion Bearing Kit	8588	Rack & Pinion Seal Kit	8589	
			Rack & Pinion Mounting Kit	⊗8565	
			Rack & Pinion Upper Pinion Bearing Kit	8588	
MEDIUM/HEAVY TRUCKS	1987-1986		1982		
	4-CYL. 2.5 L ENG.; V-6 3.0 L ENG.		6-CYL. 3.3 L ENG.; V-6 3.8 L ENG.; V-8 4.2 L ENG.		
		Pump Complete Rebuilding Kit	8527	Pump Complete Rebuilding Kit	8527
		Pump Seal Kit	8526	Pump Seal Kit	8526
		Pump Drive Shaft Seal Kit	8711	Pump Drive Shaft Seal Kit	8711
		Rack & Pinion Seal Kit	8611	Rack & Pinion Seal Kit	8589
		Rack & Pinion Upper Pinion Bearing Kit	8588	Rack & Pinion Mounting Kit	⊗8565
	1988		1981-1980		
	4-CYL. 2.5 L ENG.; V-6 3.0 L ENG.; V-6 3.8 L ENG.		6-CYL. 3.3 L ENG.; V-8 4.2 L ENG.; V-8 5.0 L ENG.		
		Pump Complete Rebuilding Kit	8527	Pump Complete Rebuilding Kit	8527
	Pump Seal Kit	8526	Pump Seal Kit	8526	
	Pump Drive Shaft Seal Kit	8711	Pump Drive Shaft Seal Kit	8711	
	Rack & Pinion Seal Kit	8611	Rack & Pinion Seal Kit	8589	
	Rack & Pinion Upper Pinion Bearing Kit	8588	Rack & Pinion Mounting Kit	⊗8565	
			Rack & Pinion Upper Pinion Bearing Kit	8588	
BUSES	1987-1986		1979		
	4-CYL. 2.5 L ENG.; V-6 3.0 L ENG.		V-8 302 ENG.; V-8 351 ENG.		
		Pump Complete Rebuilding Kit	8527	Pump Complete Rebuilding Kit	8527
		Pump Seal Kit	8526	Pump Seal Kit	8526
		Pump Drive Shaft Seal Kit	8711		
		Rack & Pinion Seal Kit	8611		
		Rack & Pinion Upper Pinion Bearing Kit	8588		
	1988				
	4-CYL. 2.5 L ENG.; V-6 3.0 L ENG.; V-6 3.8 L ENG.				
		Pump Complete Rebuilding Kit	8527		
	Pump Seal Kit	8526			
	Pump Drive Shaft Seal Kit	8711			
	Rack & Pinion Seal Kit	8611			
	Rack & Pinion Upper Pinion Bearing Kit	8588			
HOSE NUMERICAL	1987-1986				
	4-CYL. 2.5 L ENG.; V-6 3.0 L ENG.				
		Pump Complete Rebuilding Kit	8527		
		Pump Seal Kit	8526		
		Pump Drive Shaft Seal Kit	8711		
		Rack & Pinion Seal Kit	8611		
		Rack & Pinion Upper Pinion Bearing Kit	8588		
	1988				
	4-CYL. 2.5 L ENG.; V-6 3.0 L ENG.; V-6 3.8 L ENG.				
		Pump Complete Rebuilding Kit	8527		
	Pump Seal Kit	8526			
	Pump Drive Shaft Seal Kit	8711			
	Rack & Pinion Seal Kit	8611			
	Rack & Pinion Upper Pinion Bearing Kit	8588			
REPAIR KITS	1987-1986				
	4-CYL. 2.5 L ENG.; V-6 3.0 L ENG.				
		Pump Complete Rebuilding Kit	8527		
		Pump Seal Kit	8526		
		Pump Drive Shaft Seal Kit	8711		
		Rack & Pinion Seal Kit	8611		
		Rack & Pinion Upper Pinion Bearing Kit	8588		
	1988				
	4-CYL. 2.5 L ENG.; V-6 3.0 L ENG.; V-6 3.8 L ENG.				
		Pump Complete Rebuilding Kit	8527		
	Pump Seal Kit	8526			
	Pump Drive Shaft Seal Kit	8711			
	Rack & Pinion Seal Kit	8611			
	Rack & Pinion Upper Pinion Bearing Kit	8588			
KIT NUMERICAL	1987-1986				
	4-CYL. 2.5 L ENG.; V-6 3.0 L ENG.				
		Pump Complete Rebuilding Kit	8527		
		Pump Seal Kit	8526		
		Pump Drive Shaft Seal Kit	8711		
		Rack & Pinion Seal Kit	8611		
		Rack & Pinion Upper Pinion Bearing Kit	8588		
	1988				
	4-CYL. 2.5 L ENG.; V-6 3.0 L ENG.; V-6 3.8 L ENG.				
		Pump Complete Rebuilding Kit	8527		
	Pump Seal Kit	8526			
	Pump Drive Shaft Seal Kit	8711			
	Rack & Pinion Seal Kit	8611			
	Rack & Pinion Upper Pinion Bearing Kit	8588			
ILLUSTRATIONS	1987-1986				
	4-CYL. 2.5 L ENG.; V-6 3.0 L ENG.				
		Pump Complete Rebuilding Kit	8527		
		Pump Seal Kit	8526		
		Pump Drive Shaft Seal Kit	8711		
		Rack & Pinion Seal Kit	8611		
		Rack & Pinion Upper Pinion Bearing Kit	8588		
	1988				
	4-CYL. 2.5 L ENG.; V-6 3.0 L ENG.; V-6 3.8 L ENG.				
		Pump Complete Rebuilding Kit	8527		
	Pump Seal Kit	8526			
	Pump Drive Shaft Seal Kit	8711			
	Rack & Pinion Seal Kit	8611			
	Rack & Pinion Upper Pinion Bearing Kit	8588			

☆ See Pages A14 - A15 For Pump or Gear Identification.

⊗ Packaged one bushing per box, order as required.

Power Steering Repair Kits for Passenger Cars and Light Trucks

	Application	Kit No.	Application	Kit No.		
SYSTEM PUMP & GEAR IDENT.	FORD - Continued		FORD - Continued			
	THUNDERBIRD - Continued		TORINO - Continued			
	1960-1959		1973 - Continued			
	V-8 352 ENG.; V-8 430 ENG.		6-CYL. 250 ENG.; V-8 302 ENG.; V-8 351 ENG.; V-8 400 ENG.; V-8 429 ENG.; V-8 460 ENG. - Continued			
	Pump Seal Kit.....	7168	Stg. Gear Complete Rebuilding Kit; W/Ford Stg. Gear; W/Tag SPA-AA; ☆P.....	8509		
	Pump Drive Shaft Seal Kit.....	8713	Stg. Gear Complete Rebuilding Kit; W/Saginaw Stg. Gear; ☆N.....	7858		
	Power Cyl. Complete Rebuilding Kit.....	7875	Stg. Gear Major Seal Kit; W/Ford Stg. Gear; W/O Tag SPA-AA; ☆P.....	8532		
	Power Cyl. Piston Rod Seal Kit.....	7877	Stg. Gear Major Seal Kit; W/Ford Stg. Gear; W/Tag SPA-AA; ☆P.....	7642		
	Power Cyl. Boot Kit.....	8901	Stg. Gear Major Seal Kit; W/Saginaw Stg. Gear; ☆N.....	7860		
			Stg. Gear Input Shaft Seal Kit; W/Ford Stg. Gear; ☆P.....	8520		
SYSTEM & COMPONENT IDENT.	1958		Stg. Gear Input Shaft Seal Kit; W/Saginaw Stg. Gear; ☆N.....	7095		
	V-8 352 ENG.		Stg. Gear Complete Pitman Shaft Seal Kit; W/Ford Stg. Gear; ☆P.....	8769		
	Pump Seal Kit.....	7168	Stg. Gear Complete Pitman Shaft Seal Kit; W/Saginaw Stg. Gear; ☆N.....	8766		
	Pump Drive Shaft Seal Kit.....	8713	Stg. Gear Lower Pitman Shaft Seal Kit; W/Ford Stg. Gear; ☆P.....	8531		
	Power Cyl. Complete Rebuilding Kit.....	7875	Stg. Gear Lower Pitman Shaft Seal Kit; W/Saginaw Stg. Gear; ☆N.....	7856		
	Power Cyl. Piston Rod Seal Kit.....	7877	1972			
	Power Cyl. Boot Kit.....	8901	6-CYL. 250 ENG.; V-8 302 ENG.; V-8 351 ENG.; V-8 400 ENG.; V-8 429 ENG.			
			Pump Complete Rebuilding Kit.....	8500		
	PASS. CARS	1957		Pump Seal Kit.....	8501	
		V-8 292 ENG.; V-8 312 ENG.		Pump Drive Shaft Seal Kit.....	8711	
Pump Drive Shaft Seal Kit.....		8713	Stg. Gear Complete Rebuilding Kit; W/Ford Stg. Gear; W/O Tag SPA-AA; ☆P.....	8540		
Power Cyl. Complete Rebuilding Kit.....		7875	Stg. Gear Complete Rebuilding Kit; W/Ford Stg. Gear; W/Tag SPA-AA; ☆P.....	8509		
Power Cyl. Piston Rod Seal Kit.....		7877	Stg. Gear Complete Rebuilding Kit; W/Saginaw Stg. Gear; ☆N.....	7858		
Power Cyl. Boot Kit.....		8901	Stg. Gear Major Seal Kit; W/Ford Stg. Gear; W/O Tag SPA-AA; ☆P.....	8532		
			Stg. Gear Major Seal Kit; W/Saginaw Stg. Gear; ☆N.....	7860		
LIGHT TRUCKS		1956		Stg. Gear Major Seal Kit; W/Ford Stg. Gear; W/Tag SPA-AA; ☆P.....	7642	
		V-8 292 ENG.; V-8 312 ENG.		Stg. Gear Major Seal Kit; W/Saginaw Stg. Gear; ☆N.....	7860	
		Pump Drive Shaft Seal Kit.....	8713	Stg. Gear Input Shaft Seal Kit; W/Ford Stg. Gear; ☆P.....	8520	
			Stg. Gear Input Shaft Seal Kit; W/Saginaw Stg. Gear; ☆N.....	7095		
	MEDIUM/HEAVY TRUCKS	1955		Stg. Gear Complete Pitman Shaft Seal Kit; W/Ford Stg. Gear; ☆P.....	8769	
		V-8 292 ENG.		Stg. Gear Complete Pitman Shaft Seal Kit; W/Saginaw Stg. Gear; ☆N.....	8766	
		Pump Drive Shaft Seal Kit.....	8713	Stg. Gear Lower Pitman Shaft Seal Kit; W/Ford Stg. Gear; ☆P.....	8531	
				Stg. Gear Lower Pitman Shaft Seal Kit; W/Saginaw Stg. Gear; ☆N.....	7856	
		BUSES	TORINO		1971-1970	
			1976-1975		6-CYL. 250 ENG.; V-8 302 ENG.; V-8 351 ENG.; V-8 429 ENG.	
V-8 351 ENG.; V-8 400 ENG.; V-8 460 ENG.			Pump Complete Rebuilding Kit.....	8500		
Pump Complete Rebuilding Kit.....			8500	Pump Seal Kit.....	8501	
Pump Seal Kit.....			8501	Pump Drive Shaft Seal Kit.....	8711	
Pump Drive Shaft Seal Kit.....			8711	Control Valve Complete Rebuilding Kit.....	7885	
Stg. Gear Complete Rebuilding Kit; W/Ford Stg. Gear; ☆P.....	8540		Control Valve Seal Kit.....	7889		
Stg. Gear Complete Rebuilding Kit; W/Saginaw Stg. Gear; ☆N.....	7858		Power Cyl. Complete Rebuilding Kit.....	7874		
Stg. Gear Major Seal Kit; W/Ford Stg. Gear; ☆P.....	8532		Power Cyl. Piston Rod Seal Kit.....	7877		
Stg. Gear Major Seal Kit; W/Saginaw Stg. Gear; ☆N.....	7860		Power Cyl. Boot Kit.....	8901		
Stg. Gear Input Shaft Seal Kit; W/Ford Stg. Gear; ☆P.....	8520	1969				
Stg. Gear Input Shaft Seal Kit; W/Saginaw Stg. Gear; ☆N.....	7095	6-CYL. 250 ENG.; V-8 302 ENG.; V-8 351 ENG.; V-8 390 ENG.; V-8 428 ENG.				
Stg. Gear Complete Pitman Shaft Seal Kit; W/Ford Stg. Gear; ☆P.....	8769	Pump Complete Rebuilding Kit.....	8500			
Stg. Gear Complete Pitman Shaft Seal Kit; W/Saginaw Stg. Gear; ☆N.....	8766	Pump Seal Kit.....	8501			
Stg. Gear Lower Pitman Shaft Seal Kit; W/Ford Stg. Gear; ☆P.....	8531	Pump Drive Shaft Seal Kit.....	8711			
Stg. Gear Lower Pitman Shaft Seal Kit; W/Saginaw Stg. Gear; ☆N.....	7856	Control Valve Complete Rebuilding Kit.....	7885			
		Control Valve Seal Kit.....	7889			
HOSE NUMERICAL	1974		Power Cyl. Complete Rebuilding Kit.....	7874		
	6-CYL. 250 ENG.; V-8 302 ENG.; V-8 351 ENG.; V-8 400 ENG.; V-8 460 ENG.		Power Cyl. Piston Rod Seal Kit.....	7877		
	Pump Complete Rebuilding Kit.....	8500	Power Cyl. Boot Kit.....	8901		
	Pump Seal Kit.....	8501	1968			
	Pump Drive Shaft Seal Kit.....	8711	6-CYL. 200 ENG.; V-8 289 ENG.; V-8 302 ENG.; V-8 390 ENG.; V-8 428 ENG.			
	Stg. Gear Complete Rebuilding Kit; W/Ford Stg. Gear; W/O Tag SPA-AA; ☆P.....	8540	Pump Complete Rebuilding Kit.....	8500		
	Stg. Gear Complete Rebuilding Kit; W/Ford Stg. Gear; W/Tag SPA-AA; ☆P.....	8509	Pump Seal Kit.....	8501		
	Stg. Gear Complete Rebuilding Kit; W/Saginaw Stg. Gear; ☆N.....	7858	Pump Drive Shaft Seal Kit.....	8711		
	Stg. Gear Major Seal Kit; W/Ford Stg. Gear; W/O Tag SPA-AA; ☆P.....	8532	Control Valve Complete Rebuilding Kit.....	7885		
	Stg. Gear Major Seal Kit; W/Saginaw Stg. Gear; ☆N.....	7860	Control Valve Seal Kit.....	7889		
Stg. Gear Input Shaft Seal Kit; W/Ford Stg. Gear; ☆P.....	8520	Power Cyl. Complete Rebuilding Kit.....	7874			
Stg. Gear Input Shaft Seal Kit; W/Saginaw Stg. Gear; ☆N.....	7095	Power Cyl. Piston Rod Seal Kit.....	7877			
Stg. Gear Complete Pitman Shaft Seal Kit; W/Ford Stg. Gear; ☆P.....	8769	Power Cyl. Boot Kit.....	8901			
Stg. Gear Complete Pitman Shaft Seal Kit; W/Saginaw Stg. Gear; ☆N.....	8766	1968				
Stg. Gear Lower Pitman Shaft Seal Kit; W/Ford Stg. Gear; ☆P.....	8531	6-CYL. 200 ENG.; V-8 289 ENG.; V-8 302 ENG.; V-8 390 ENG.; V-8 428 ENG.				
Stg. Gear Lower Pitman Shaft Seal Kit; W/Saginaw Stg. Gear; ☆N.....	7856	Pump Complete Rebuilding Kit.....	8500			
		Pump Seal Kit.....	8501			
REPAIR KITS	1973		Pump Drive Shaft Seal Kit.....	8711		
	6-CYL. 250 ENG.; V-8 302 ENG.; V-8 351 ENG.; V-8 400 ENG.; V-8 429 ENG.; V-8 460 ENG.		Control Valve Complete Rebuilding Kit.....	7885		
	Pump Complete Rebuilding Kit.....	8500	Control Valve Seal Kit.....	7889		
	Pump Seal Kit.....	8501	Power Cyl. Complete Rebuilding Kit.....	7874		
	Pump Drive Shaft Seal Kit.....	8711	Power Cyl. Piston Rod Seal Kit.....	7877		
	Stg. Gear Complete Rebuilding Kit; W/Ford Stg. Gear; W/O Tag SPA-AA; ☆P.....	8540	Power Cyl. Boot Kit.....	8901		
	Stg. Gear Complete Rebuilding Kit; W/Ford Stg. Gear; W/Tag SPA-AA; ☆P.....	8509	WINDSTAR			
	Stg. Gear Complete Rebuilding Kit; W/Saginaw Stg. Gear; ☆N.....	7858	1995			
	Stg. Gear Major Seal Kit; W/Ford Stg. Gear; W/O Tag SPA-AA; ☆P.....	8532	V-6 3.0 L ENG.; V-6 3.8 L ENG.			
	Stg. Gear Major Seal Kit; W/Saginaw Stg. Gear; ☆N.....	7860	Pump Complete Rebuilding Kit.....	8527		
Stg. Gear Input Shaft Seal Kit; W/Ford Stg. Gear; ☆P.....	8520	Pump Seal Kit.....	8526			
Stg. Gear Input Shaft Seal Kit; W/Saginaw Stg. Gear; ☆N.....	7095					
Stg. Gear Complete Pitman Shaft Seal Kit; W/Ford Stg. Gear; ☆P.....	8769					
Stg. Gear Complete Pitman Shaft Seal Kit; W/Saginaw Stg. Gear; ☆N.....	8766					
Stg. Gear Lower Pitman Shaft Seal Kit; W/Ford Stg. Gear; ☆P.....	8531					
Stg. Gear Lower Pitman Shaft Seal Kit; W/Saginaw Stg. Gear; ☆N.....	7856					
KIT NUMERICAL	1973					
	6-CYL. 250 ENG.; V-8 302 ENG.; V-8 351 ENG.; V-8 400 ENG.; V-8 429 ENG.; V-8 460 ENG.					
	Pump Complete Rebuilding Kit.....	8500				
	Pump Seal Kit.....	8501				
	Pump Drive Shaft Seal Kit.....	8711				
	Stg. Gear Complete Rebuilding Kit; W/Ford Stg. Gear; W/O Tag SPA-AA; ☆P.....	8540				
	Stg. Gear Complete Rebuilding Kit; W/Ford Stg. Gear; W/Tag SPA-AA; ☆P.....	8509				
	Stg. Gear Complete Rebuilding Kit; W/Saginaw Stg. Gear; ☆N.....	7858				
	Stg. Gear Major Seal Kit; W/Ford Stg. Gear; W/O Tag SPA-AA; ☆P.....	8532				
	Stg. Gear Major Seal Kit; W/Saginaw Stg. Gear; ☆N.....	7860				
Stg. Gear Input Shaft Seal Kit; W/Ford Stg. Gear; ☆P.....	8520					
Stg. Gear Input Shaft Seal Kit; W/Saginaw Stg. Gear; ☆N.....	7095					
Stg. Gear Complete Pitman Shaft Seal Kit; W/Ford Stg. Gear; ☆P.....	8769					
Stg. Gear Complete Pitman Shaft Seal Kit; W/Saginaw Stg. Gear; ☆N.....	8766					
Stg. Gear Lower Pitman Shaft Seal Kit; W/Ford Stg. Gear; ☆P.....	8531					
Stg. Gear Lower Pitman Shaft Seal Kit; W/Saginaw Stg. Gear; ☆N.....	7856					
ILLUSTRATIONS	1973					
	6-CYL. 250 ENG.; V-8 302 ENG.; V-8 351 ENG.; V-8 400 ENG.; V-8 429 ENG.; V-8 460 ENG.					
	Pump Complete Rebuilding Kit.....	8500				
	Pump Seal Kit.....	8501				
	Pump Drive Shaft Seal Kit.....	8711				
	Stg. Gear Complete Rebuilding Kit; W/Ford Stg. Gear; W/O Tag SPA-AA; ☆P.....	8540				
	Stg. Gear Complete Rebuilding Kit; W/Ford Stg. Gear; W/Tag SPA-AA; ☆P.....	8509				
	Stg. Gear Complete Rebuilding Kit; W/Saginaw Stg. Gear; ☆N.....	7858				
	Stg. Gear Major Seal Kit; W/Ford Stg. Gear; W/O Tag SPA-AA; ☆P.....	8532				
	Stg. Gear Major Seal Kit; W/Saginaw Stg. Gear; ☆N.....	7860				
Stg. Gear Input Shaft Seal Kit; W/Ford Stg. Gear; ☆P.....	8520					
Stg. Gear Input Shaft Seal Kit; W/Saginaw Stg. Gear; ☆N.....	7095					
Stg. Gear Complete Pitman Shaft Seal Kit; W/Ford Stg. Gear; ☆P.....	8769					
Stg. Gear Complete Pitman Shaft Seal Kit; W/Saginaw Stg. Gear; ☆N.....	8766					
Stg. Gear Lower Pitman Shaft Seal Kit; W/Ford Stg. Gear; ☆P.....	8531					
Stg. Gear Lower Pitman Shaft Seal Kit; W/Saginaw Stg. Gear; ☆N.....	7856					

☆ See Pages A14 - A15 For Pump or Gear Identification.

⊗ Packaged one bushing per box, order as required.

Power Steering Repair Kits for Passenger Cars and Light Trucks

Application	Kit No.	Application	Kit No.
FORD - Continued		GMC - Continued	
WINDSTAR - Continued		C & K SERIES PICKUP - Continued	
1995 - Continued		1993-1992	
V-6 3.0 L ENG.; V-6 3.8 L ENG. - Continued		V-6 4.3 L ENG.; V-8 5.0 L ENG.; V-8 5.7 L ENG.; V-8 6.2 L DIESEL ENG.; V-8 6.5 L DIESEL ENG.; V-8 7.4 L ENG.	
Pump Drive Shaft Seal Kit.....	8711	Pump Complete Rebuilding Kit.....	7910
Rack & Pinion Seal Kit.....	8808	Pump Seal Kit.....	7918
GEO		Pump Drive Shaft Seal Kit.....	8709
METRO		Stg. Gear Complete Rebuilding Kit; 8600 G.V.W. & Over.....	8781
1995		Stg. Gear Complete Rebuilding Kit; Under 8600 G.V.W.....	8780
3-CYL. 1.0 L ENG.; 4-CYL. 1.3 L ENG.		Stg. Gear Major Seal Kit; 8600 G.V.W. & Over.....	8716
Pump Seal Kit.....	8833	Stg. Gear Major Seal Kit; Under 8600 G.V.W.....	8625
Rack & Pinion Seal Kit.....	8819	Stg. Gear Input Shaft Seal Kit.....	8525
PRIZM		Stg. Gear Complete Pitman Shaft Seal Kit.....	8763
1995-1993		Stg. Gear Lower Pitman Shaft Seal Kit.....	8717
4-CYL. 1.6 L ENG.; 4-CYL. 1.8 L ENG.		1991-1988	
Pump Seal Kit.....	8798	V-6 4.3 L ENG.; V-8 5.0 L ENG.; V-8 5.7 L ENG.; V-8 6.2 L DIESEL ENG.; V-8 7.4 L ENG.	
Rack & Pinion Seal Kit; W/2-Piece Crimped Housing.....	8877	Pump Complete Rebuilding Kit.....	
Rack & Pinion Seal Kit; W/2-Piece Riveted Housing.....	8680	Pump Seal Kit.....	
1992-1989		Pump Drive Shaft Seal Kit.....	
4-CYL. 1.6 L ENG.		Stg. Gear Complete Rebuilding Kit; 8600 G.V.W. & Over.....	
Pump Seal Kit.....	8641	Stg. Gear Complete Rebuilding Kit; Under 8600 G.V.W.....	
Rack & Pinion Seal Kit.....	8646	Stg. Gear Major Seal Kit; 8600 G.V.W. & Over.....	
SPECTRUM		Stg. Gear Major Seal Kit; Under 8600 G.V.W.....	
1989		Stg. Gear Input Shaft Seal Kit.....	
4-CYL. 1.5 L ENG.		Stg. Gear Complete Pitman Shaft Seal Kit.....	
Pump Complete Rebuilding Kit.....	8561	Stg. Gear Lower Pitman Shaft Seal Kit.....	
Pump Seal Kit.....	8554	1986-1985	
Pump Drive Shaft Seal Kit.....	8712	6-CYL. 4.8 L ENG.; V-6 4.3 L ENG.; V-8 5.0 L ENG.; V-8 5.7 L ENG.; V-8 6.2 L DIESEL ENG.; V-8 7.4 L ENG.	
Rack & Pinion Seal Kit.....	8648	Pump Complete Rebuilding Kit.....	
STORM		Pump Seal Kit.....	
1993-1992		Pump Drive Shaft Seal Kit.....	
4-CYL. 1.6 L ENG.; 4-CYL. 1.8 L ENG.		Stg. Gear Complete Rebuilding Kit.....	
Pump Seal Kit.....	8833	Stg. Gear Major Seal Kit.....	
Rack & Pinion Seal Kit.....	8729	Stg. Gear Input Shaft Seal Kit.....	
1991-1990		Stg. Gear Complete Pitman Shaft Seal Kit.....	
4-CYL. 1.6 L ENG.		Stg. Gear Lower Pitman Shaft Seal Kit.....	
Pump Seal Kit.....	8833	1984-1982	
Rack & Pinion Seal Kit; Exc. GSI.....	8863	6-CYL. 4.1 L ENG.; 6-CYL. 4.8 L ENG.; V-8 5.0 L ENG.; V-8 5.7 L ENG.; V-8 6.2 L DIESEL ENG.; V-8 7.4 L ENG.	
Rack & Pinion Seal Kit; GSI.....	8729	Pump Complete Rebuilding Kit.....	
TRACKER		Pump Seal Kit.....	
1995-1989		Pump Drive Shaft Seal Kit.....	
4-CYL. 1.6 L ENG.		Stg. Gear Complete Rebuilding Kit.....	
Pump Seal Kit.....	8840	Stg. Gear Major Seal Kit.....	
Stg. Gear Major Seal Kit.....	8854	Stg. Gear Input Shaft Seal Kit.....	
GMC		Stg. Gear Complete Pitman Shaft Seal Kit.....	
IMPORTANT: PLEASE NOTE. To select correct replacement parts, it may be necessary to identify the code character for the engine by looking at the VIN (Vehicle Identification Number) located on the dash panel. For 1981 and newer cars, refer to the 8th digit of VIN for the correct engine code. For 1980 and older cars, refer to the 5th digit of VIN for the correct engine code.		Stg. Gear Lower Pitman Shaft Seal Kit.....	
C & K SERIES PICKUP		1981	
1995-1994		6-CYL. 4.1 L ENG.; 6-CYL. 4.8 L ENG.; V-8 5.0 L ENG.; V-8 5.7 L ENG.; V-8 5.7 L DIESEL ENG.; V-8 6.6 L ENG. (CANADA); V-8 7.4 L ENG.	
V-6 4.3 L ENG.; V-8 5.0 L ENG.; V-8 5.7 L ENG.; V-8 6.5 L DIESEL ENG.; V-8 7.4 L ENG.		Pump Complete Rebuilding Kit.....	
Pump Complete Rebuilding Kit.....	7910	Pump Seal Kit.....	
Pump Seal Kit.....	7918	Pump Drive Shaft Seal Kit.....	
Pump Drive Shaft Seal Kit.....	8709	Stg. Gear Complete Rebuilding Kit.....	
Stg. Gear Complete Rebuilding Kit; 8600 G.V.W. & Over.....	8781	Stg. Gear Major Seal Kit.....	
Stg. Gear Complete Rebuilding Kit; Under 8600 G.V.W.....	8780	Stg. Gear Input Shaft Seal Kit.....	
Stg. Gear Major Seal Kit; 8600 G.V.W. & Over.....	8716	Stg. Gear Complete Pitman Shaft Seal Kit.....	
Stg. Gear Major Seal Kit; Under 8600 G.V.W.....	8625	Stg. Gear Lower Pitman Shaft Seal Kit.....	
Stg. Gear Major Seal Kit; Under 8600 G.V.W.....	8625	1980	
Stg. Gear Input Shaft Seal Kit.....	8525	6-CYL. 4.1 L ENG.; 6-CYL. 4.8 L ENG.; V-8 5.0 L ENG.; V-8 5.7 L ENG.; V-8 5.7 L DIESEL ENG.; V-8 6.6 L ENG.; V-8 7.4 L ENG.	
Stg. Gear Complete Pitman Shaft Seal Kit.....	8763	Pump Complete Rebuilding Kit.....	
Stg. Gear Lower Pitman Shaft Seal Kit.....	8717	Pump Seal Kit.....	
		Pump Drive Shaft Seal Kit.....	
		Stg. Gear Complete Rebuilding Kit; 1st Design; W/Casting No. 7802644L.....	
		Stg. Gear Complete Rebuilding Kit; 2nd Design; W/Casting No. 7802644.....	
		Stg. Gear Major Seal Kit; 1st Design; W/Casting No. 7802644L.....	
		Stg. Gear Major Seal Kit; 2nd Design; W/Casting No. 7802644.....	
		Stg. Gear Input Shaft Seal Kit; 1st Design; W/Casting No. 7802644L.....	
		Stg. Gear Input Shaft Seal Kit; 2nd Design; W/Casting No. 7802644.....	

☆ See Pages A14 - A15 For Pump or Gear Identification.

⊗ Packaged one bushing per box, order as required.

SYSTEM
PUMP &
GEAR
IDENT.

SYSTEM &
COM-
PONENT
IDENT.

PASS.
CARS

LIGHT
TRUCKS

MEDIUM/
HEAVY
TRUCKS

BUSES

HOSE
NUMER-
ICAL

REPAIR
KITS

KIT
NUMER-
ICAL

ILLUSTRATIONS

Power Steering Repair Kits for Passenger Cars and Light Trucks

	Application	Kit No.	Application	Kit No.
SYSTEM PUMP & GEAR IDENT.	GMC - Continued		GMC - Continued	
	C & K SERIES PICKUP - Continued		C & K SERIES PICKUP - Continued	
	1980 - Continued		1973 - Continued	
	6-CYL. 4.1 L ENG.; 6-CYL. 4.8 L ENG.; V-8 5.0 L ENG.; V-8 5.7 L ENG.; V-8 5.7 L DIESEL ENG.; V-8 6.6 L ENG.; V-8 7.4 L ENG. - Continued		6-CYL. 250 ENG.; 6-CYL. 292 ENG.; V-8 307 ENG.; V-8 350 ENG.; V-8 454 ENG. - Continued	
	Stg. Gear Complete Pitman Shaft Seal Kit..... 8766		Stg. Gear Input Shaft Seal Kit..... 7095	
	Stg. Gear Lower Pitman Shaft Seal Kit..... 7856		Stg. Gear Complete Pitman Shaft Seal Kit..... 8766	
			Stg. Gear Lower Pitman Shaft Seal Kit..... 7856	
	1979		1972-1971	
	6-CYL. 250 ENG.; 6-CYL. 292 ENG.; V-8 305 ENG.; V-8 350 ENG.; V-8 350 DIESEL ENG.; V-8 400 ENG.; V-8 454 ENG.		6-CYL. 250 ENG.; 6-CYL. 292 ENG.; V-8 307 ENG.; V-8 350 ENG.; V-8 402 ENG.	
	Pump Complete Rebuilding Kit..... 7910		Pump Complete Rebuilding Kit..... 7910	
Pump Seal Kit..... 7918		Pump Seal Kit..... 7918		
Pump Drive Shaft Seal Kit..... 8709		Pump Drive Shaft Seal Kit..... 8709		
Stg. Gear Complete Rebuilding Kit; 1st Design; W/Casting No. 7802644L..... 7857		Stg. Gear Complete Rebuilding Kit..... 7857		
Stg. Gear Complete Rebuilding Kit; 2nd Design; W/Casting No. 7802644..... 8524		Stg. Gear Major Seal Kit..... 7859		
Stg. Gear Major Seal Kit; 1st Design; W/Casting No. 7802644L..... 7859		Stg. Gear Input Shaft Seal Kit..... 7095		
Stg. Gear Major Seal Kit; 2nd Design; W/Casting No. 7802644..... 8523		Stg. Gear Input Shaft Seal Kit..... 7095		
Stg. Gear Input Shaft Seal Kit; 1st Design; W/Casting No. 7802644L..... 7095		Stg. Gear Complete Pitman Shaft Seal Kit..... 8766		
Stg. Gear Input Shaft Seal Kit; 2nd Design; W/Casting No. 7802644..... 8525		Stg. Gear Lower Pitman Shaft Seal Kit..... 7856		
Stg. Gear Complete Pitman Shaft Seal Kit..... 8766				
Stg. Gear Lower Pitman Shaft Seal Kit..... 7856				
1978		1970		
6-CYL. 250 ENG.; 6-CYL. 292 ENG.; V-8 305 ENG.; V-8 350 ENG.; V-8 350 DIESEL ENG.; V-8 400 ENG.; V-8 454 ENG.		6-CYL. 250 ENG.; 6-CYL. 292 ENG.; V-8 307 ENG.; V-8 350 ENG.; V-8 396 ENG.; V-8 402 ENG.		
Pump Complete Rebuilding Kit..... 7910		Pump Complete Rebuilding Kit..... 7910		
Pump Seal Kit..... 7918		Pump Seal Kit..... 7918		
Pump Drive Shaft Seal Kit..... 8709		Pump Drive Shaft Seal Kit..... 8709		
Stg. Gear Complete Rebuilding Kit..... 7857		Stg. Gear Complete Rebuilding Kit..... 7857		
Stg. Gear Major Seal Kit..... 7859		Stg. Gear Major Seal Kit..... 7859		
Stg. Gear Input Shaft Seal Kit..... 7095		Stg. Gear Input Shaft Seal Kit..... 7095		
Stg. Gear Complete Pitman Shaft Seal Kit..... 8766		Stg. Gear Complete Pitman Shaft Seal Kit..... 8766		
Stg. Gear Lower Pitman Shaft Seal Kit..... 7856		Stg. Gear Lower Pitman Shaft Seal Kit..... 7856		
1977		1969		
6-CYL. 250 ENG.; 6-CYL. 292 ENG.; V-8 305 ENG.; V-8 350 ENG.; V-8 400 ENG.; V-8 454 ENG.		6-CYL. 250 ENG.; 6-CYL. 292 ENG.; V-6 305 ENG.; V-8 307 ENG.; V-8 350 ENG.; V-8 396 ENG.		
Pump Complete Rebuilding Kit..... 7910		Pump Complete Rebuilding Kit; W/Two-Raised Mounting Pads..... 7910		
Pump Seal Kit..... 7918		Pump Seal Kit; W/One-Raised Mounting Pads..... 8755		
Pump Drive Shaft Seal Kit..... 8709		Pump Seal Kit; W/Two-Raised Mounting Pads..... 7918		
Stg. Gear Complete Rebuilding Kit..... 7857		Pump Drive Shaft Seal Kit; W/One-Raised Mounting Pads..... 8711		
Stg. Gear Major Seal Kit..... 7859		Pump Drive Shaft Seal Kit; W/Two-Raised Mounting Pads..... 8709		
Stg. Gear Input Shaft Seal Kit..... 7095		Stg. Gear Complete Rebuilding Kit..... 7857		
Stg. Gear Complete Pitman Shaft Seal Kit..... 8766		Stg. Gear Major Seal Kit..... 7859		
Stg. Gear Lower Pitman Shaft Seal Kit..... 7856		Stg. Gear Input Shaft Seal Kit..... 7095		
		Stg. Gear Complete Pitman Shaft Seal Kit..... 8766		
		Stg. Gear Lower Pitman Shaft Seal Kit..... 7856		
1976-1975		1968		
6-CYL. 250 ENG.; 6-CYL. 292 ENG.; V-8 350 ENG.; V-8 400 ENG.; V-8 454 ENG.		6-CYL. 250 ENG.; 6-CYL. 292 ENG.; V-6 305 ENG.; V-8 307 ENG.; V-8 327 ENG.; V-8 396 ENG.		
Pump Complete Rebuilding Kit..... 7910		Pump Complete Rebuilding Kit; W/Two-Raised Mounting Pads..... 7910		
Pump Seal Kit..... 7918		Pump Seal Kit; W/One-Raised Mounting Pads..... 8755		
Pump Drive Shaft Seal Kit..... 8709		Pump Seal Kit; W/Two-Raised Mounting Pads..... 7918		
Stg. Gear Complete Rebuilding Kit..... 7857		Pump Drive Shaft Seal Kit; W/One-Raised Mounting Pads..... 8711		
Stg. Gear Major Seal Kit..... 7859		Pump Drive Shaft Seal Kit; W/Two-Raised Mounting Pads..... 8709		
Stg. Gear Input Shaft Seal Kit..... 7095		Stg. Gear Complete Rebuilding Kit; W/Integral P.S..... 7857		
Stg. Gear Complete Pitman Shaft Seal Kit..... 8766		Stg. Gear Major Seal Kit; W/Integral P.S..... 7859		
Stg. Gear Lower Pitman Shaft Seal Kit..... 7856		Stg. Gear Input Shaft Seal Kit; W/Integral P.S..... 7095		
		Stg. Gear Complete Pitman Shaft Seal Kit; W/Integral P.S..... 8766		
		Stg. Gear Lower Pitman Shaft Seal Kit; W/Integral P.S..... 7856		
		Control Valve Seal Kit; W/Linkage System..... 7864		
		Power Cyl. Complete Rebuilding Kit; W/Linkage System..... 8537		
		Power Cyl. Piston Rod Seal Kit; W/Linkage System..... 7906		
1974		1967		
6-CYL. 250 ENG.; 6-CYL. 292 ENG.; V-8 350 ENG.; V-8 454 ENG.		6-CYL. 250 ENG.; 6-CYL. 292 ENG.; V-6 305 ENG.; V-8 283 ENG.		
Pump Complete Rebuilding Kit..... 7910		Pump Complete Rebuilding Kit; W/Two-Raised Mounting Pads..... 7910		
Pump Seal Kit..... 7918		Pump Seal Kit; W/One-Raised Mounting Pads..... 8755		
Pump Drive Shaft Seal Kit..... 8709		Pump Seal Kit; W/Two-Raised Mounting Pads..... 7918		
Stg. Gear Complete Rebuilding Kit..... 7857		Pump Drive Shaft Seal Kit; W/One-Raised Mounting Pads..... 8711		
Stg. Gear Major Seal Kit..... 7859		Pump Drive Shaft Seal Kit; W/Two-Raised Mounting Pads..... 8709		
Stg. Gear Input Shaft Seal Kit..... 7095				
Stg. Gear Complete Pitman Shaft Seal Kit..... 8766				
Stg. Gear Lower Pitman Shaft Seal Kit..... 7856				
1973		1966		
6-CYL. 250 ENG.; 6-CYL. 292 ENG.; V-8 307 ENG.; V-8 350 ENG.; V-8 454 ENG.		6-CYL. 230 ENG.; 6-CYL. 250 ENG.; 6-CYL. 292 ENG.; V-6 305 ENG.		
Pump Complete Rebuilding Kit..... 7910		Pump Complete Rebuilding Kit; W/Two-Raised Mounting Pads..... 7910		
Pump Seal Kit..... 7918		Pump Seal Kit; W/One-Raised Mounting Pads..... 8755		
Pump Drive Shaft Seal Kit..... 8709		Pump Seal Kit; W/Two-Raised Mounting Pads..... 7918		
Stg. Gear Complete Rebuilding Kit..... 7857		Pump Drive Shaft Seal Kit; W/One-Raised Mounting Pads..... 8711		
Stg. Gear Major Seal Kit..... 7859		Pump Drive Shaft Seal Kit; W/Two-Raised Mounting Pads..... 8709		
Stg. Gear Input Shaft Seal Kit..... 7095				
Stg. Gear Complete Pitman Shaft Seal Kit..... 8766				
Stg. Gear Lower Pitman Shaft Seal Kit..... 7856				
ILLUSTRATIONS				

☆ See Pages A14 - A15 For Pump or Gear Identification.

⊛ Packaged one bushing per box, order as required.

Power Steering Repair Kits for Passenger Cars and Light Trucks

Application	Kit No.	Application	Kit No.
GMC - Continued		GMC - Continued	
C & K SERIES PICKUP - Continued		CABALLERO - Continued	
1965-1964		1979	
6-CYL. 230 ENG.; V-6 305 ENG.		V-6 200 ENG.; V-6 231 ENG.; V-8 267 ENG.; V-8 305 ENG.; V-8 350 ENG.	
Pump Complete Rebuilding Kit; W/Two-Raised Mounting Pads	7910	Pump Complete Rebuilding Kit	7910
Pump Seal Kit; W/One-Raised Mounting Pads	8755	Pump Seal Kit	7918
Pump Seal Kit; W/Two-Raised Mounting Pads	7918	Pump Drive Shaft Seal Kit	8709
Pump Drive Shaft Seal Kit; W/One-Raised Mounting Pads	8711	Stg. Gear Complete Rebuilding Kit; W/4-Bolt Gear Housing	8522
Pump Drive Shaft Seal Kit; W/Two-Raised Mounting Pads	8709	Stg. Gear Complete Rebuilding Kit; W/Ring Retained Housing	8529
1963		Stg. Gear Major Seal Kit; W/4-Bolt Gear Housing	8521
V-6 305 ENG.		Stg. Gear Major Seal Kit; W/Ring Retained Housing	8528
Pump Complete Rebuilding Kit; W/Two-Raised Mounting Pads	7910	Stg. Gear Input Shaft Seal Kit; W/4-Bolt Gear Housing	8525
Pump Seal Kit; W/One-Raised Mounting Pads	8755	Stg. Gear Input Shaft Seal Kit; W/Ring Retained Housing	7095
Pump Seal Kit; W/Two-Raised Mounting Pads	7918	Stg. Gear Complete Pitman Shaft Seal Kit; W/4-Bolt Gear Housing	8766
Pump Drive Shaft Seal Kit; W/One-Raised Mounting Pads	8711	Stg. Gear Complete Pitman Shaft Seal Kit; W/Ring Retained Housing	8767
Pump Drive Shaft Seal Kit; W/Two-Raised Mounting Pads	8709	Stg. Gear Lower Pitman Shaft Seal Kit; W/4-Bolt Gear Housing	7856
CABALLERO		Stg. Gear Lower Pitman Shaft Seal Kit; W/Ring Retained Housing	8530
1987-1985		1978	
V-6 4.3 L ENG.; V-8 5.0 L ENG.		V-6 200 ENG.; V-6 231 ENG.; V-8 305 ENG.; V-8 350 ENG.	
Pump Complete Rebuilding Kit	7910	Pump Complete Rebuilding Kit	7910
Pump Seal Kit	7918	Pump Seal Kit	7918
Pump Drive Shaft Seal Kit	8709	Pump Drive Shaft Seal Kit	8709
Stg. Gear Complete Rebuilding Kit	8522	Stg. Gear Complete Rebuilding Kit; W/4-Bolt Gear Housing	7858
Stg. Gear Major Seal Kit	8521	Stg. Gear Complete Rebuilding Kit; W/Ring Retained Housing	8529
Stg. Gear Input Shaft Seal Kit	8525	Stg. Gear Major Seal Kit; W/4-Bolt Gear Housing	7860
Stg. Gear Complete Pitman Shaft Seal Kit	8766	Stg. Gear Major Seal Kit; W/Ring Retained Housing	8528
Stg. Gear Lower Pitman Shaft Seal Kit	7856	Stg. Gear Input Shaft Seal Kit	7095
1984-1983		Stg. Gear Complete Pitman Shaft Seal Kit; W/4-Bolt Gear Housing	8766
V-6 3.8 L ENG.; V-8 5.0 L ENG.		Stg. Gear Complete Pitman Shaft Seal Kit; W/Ring Retained Housing	8767
Pump Complete Rebuilding Kit	7910	Stg. Gear Lower Pitman Shaft Seal Kit; W/4-Bolt Gear Housing	7856
Pump Seal Kit	7918	Stg. Gear Lower Pitman Shaft Seal Kit; W/Ring Retained Housing	8530
Pump Drive Shaft Seal Kit	8709	G SERIES VAN	
Stg. Gear Complete Rebuilding Kit; W/4-Bolt Gear Housing	8522	1995-1994	
Stg. Gear Complete Rebuilding Kit; W/Ring Retained Housing	8529	V-6 4.3 L ENG.; V-8 5.0 L ENG.; V-8 5.7 L ENG.; V-8 6.5 L DIESEL ENG.; V-8 7.4 L ENG.	
Stg. Gear Major Seal Kit; W/4-Bolt Gear Housing	8521	Pump Complete Rebuilding Kit	7910
Stg. Gear Major Seal Kit; W/Ring Retained Housing	8528	Pump Seal Kit	7918
Stg. Gear Input Shaft Seal Kit; W/4-Bolt Gear Housing	8525	Pump Drive Shaft Seal Kit	8709
Stg. Gear Input Shaft Seal Kit; W/Ring Retained Housing	7095	Stg. Gear Complete Rebuilding Kit	8524
Stg. Gear Complete Pitman Shaft Seal Kit; W/4-Bolt Gear Housing	8766	Stg. Gear Major Seal Kit	8523
Stg. Gear Complete Pitman Shaft Seal Kit; W/Ring Retained Housing	8767	Stg. Gear Input Shaft Seal Kit	8525
Stg. Gear Lower Pitman Shaft Seal Kit; W/4-Bolt Gear Housing	7856	Stg. Gear Complete Pitman Shaft Seal Kit	8766
Stg. Gear Lower Pitman Shaft Seal Kit; W/Ring Retained Housing	8530	Stg. Gear Lower Pitman Shaft Seal Kit	7856
V-8 5.7 L DIESEL ENG.		1993-1989	
Pump Complete Rebuilding Kit	8630	V-6 4.3 L ENG.; V-8 5.0 L ENG.; V-8 5.7 L ENG.; V-8 6.2 L DIESEL ENG.; V-8 7.4 L ENG.	
Pump Seal Kit	8631	Pump Complete Rebuilding Kit	7910
Pump Drive Shaft Seal Kit	8709	Pump Seal Kit	7918
Stg. Gear Complete Rebuilding Kit; W/4-Bolt Gear Housing	8522	Pump Drive Shaft Seal Kit	8709
Stg. Gear Complete Rebuilding Kit; W/Ring Retained Housing	8529	Stg. Gear Complete Rebuilding Kit	8524
Stg. Gear Major Seal Kit; W/4-Bolt Gear Housing	8521	Stg. Gear Major Seal Kit	8523
Stg. Gear Major Seal Kit; W/Ring Retained Housing	8528	Stg. Gear Input Shaft Seal Kit	8525
Stg. Gear Input Shaft Seal Kit; W/4-Bolt Gear Housing	8525	Stg. Gear Complete Pitman Shaft Seal Kit	8766
Stg. Gear Input Shaft Seal Kit; W/Ring Retained Housing	7095	Stg. Gear Lower Pitman Shaft Seal Kit	7856
Stg. Gear Complete Pitman Shaft Seal Kit; W/4-Bolt Gear Housing	8766	1988	
Stg. Gear Complete Pitman Shaft Seal Kit; W/Ring Retained Housing	8767	V-6 4.3 L ENG.; V-8 5.0 L ENG.; V-8 6.2 L DIESEL ENG.; V-8 7.4 L ENG.	
Stg. Gear Lower Pitman Shaft Seal Kit; W/4-Bolt Gear Housing	7856	Pump Complete Rebuilding Kit	7910
Stg. Gear Lower Pitman Shaft Seal Kit; W/Ring Retained Housing	8530	Pump Seal Kit	7918
1982-1980		Pump Drive Shaft Seal Kit	8709
V-6 3.8 L ENG.; V-8 4.4 L ENG.; V-8 5.0 L ENG.		Stg. Gear Complete Rebuilding Kit	8524
Pump Complete Rebuilding Kit	7910	Stg. Gear Major Seal Kit	8523
Pump Seal Kit	7918	Stg. Gear Input Shaft Seal Kit	8525
Pump Drive Shaft Seal Kit	8709	Stg. Gear Complete Pitman Shaft Seal Kit	8766
Stg. Gear Complete Rebuilding Kit; W/4-Bolt Gear Housing	8522	Stg. Gear Lower Pitman Shaft Seal Kit	7856
Stg. Gear Complete Rebuilding Kit; W/Ring Retained Housing	8529	V-8 5.7 L ENG.	
Stg. Gear Major Seal Kit; W/4-Bolt Gear Housing	8521	Pump Complete Rebuilding Kit; Eng. VIN K	7910
Stg. Gear Major Seal Kit; W/Ring Retained Housing	8528	Pump Complete Rebuilding Kit; Eng. VIN M	8561
Stg. Gear Input Shaft Seal Kit; W/4-Bolt Gear Housing	8525	Pump Seal Kit; Eng. VIN K	7918
Stg. Gear Input Shaft Seal Kit; W/Ring Retained Housing	7095	Pump Seal Kit; Eng. VIN M	8554
Stg. Gear Complete Pitman Shaft Seal Kit; W/4-Bolt Gear Housing	8766	Pump Drive Shaft Seal Kit; Eng. VIN K	8709
Stg. Gear Complete Pitman Shaft Seal Kit; W/Ring Retained Housing	8767	Pump Drive Shaft Seal Kit; Eng. VIN M	8712
Stg. Gear Lower Pitman Shaft Seal Kit; W/4-Bolt Gear Housing	7856	Stg. Gear Complete Rebuilding Kit	8524
Stg. Gear Lower Pitman Shaft Seal Kit; W/Ring Retained Housing	8530	Stg. Gear Major Seal Kit	8523

SYSTEM PUMP & GEAR IDENT.

SYSTEM & COMPONENT IDENT.

PASS. CARS

LIGHT TRUCKS

MEDIUM/HEAVY TRUCKS

BUSES

HOSE NUMERICAL

REPAIR KITS

KIT NUMERICAL

ILLUSTRATIONS

☆ See Pages A14 - A15 For Pump or Gear Identification.

⊙ Packaged one bushing per box, order as required.

Power Steering Repair Kits for Passenger Cars and Light Trucks

	Application	Kit No.	Application	Kit No.		
SYSTEM PUMP & GEAR IDENT.	GMC - Continued		GMC - Continued			
	G SERIES VAN - Continued		G SERIES VAN - Continued			
	1988 - Continued		1984-1983 - Continued			
	V-8 5.7 L ENG. - Continued		6-CYL. 4.1 L ENG.; V-8 5.0 L ENG.; V-8 5.7 L ENG.; V-8 6.2 L DIESEL ENG. - Continued			
		Stg. Gear Input Shaft Seal Kit.....	8525		Stg. Gear Complete Rebuilding Kit.....	8524
		Stg. Gear Complete Pitman Shaft Seal Kit.....	8766		Stg. Gear Major Seal Kit.....	8523
		Stg. Gear Lower Pitman Shaft Seal Kit.....	7856		Stg. Gear Input Shaft Seal Kit.....	8525
					Stg. Gear Complete Pitman Shaft Seal Kit.....	8766
					Stg. Gear Lower Pitman Shaft Seal Kit.....	7856
SYSTEM & COMPONENT IDENT.	1987		1982-1981			
	V-6 4.3 L ENG.; V-8 5.0 L ENG.; V-8 6.2 L DIESEL ENG.		6-CYL. 4.1 L ENG.; V-8 5.0 L ENG.; V-8 5.7 L ENG.			
		Pump Complete Rebuilding Kit.....	7910		Pump Complete Rebuilding Kit.....	7910
		Pump Seal Kit.....	7918		Pump Seal Kit.....	7918
		Pump Drive Shaft Seal Kit.....	8709		Pump Drive Shaft Seal Kit.....	8709
		Stg. Gear Complete Rebuilding Kit.....	8524		Stg. Gear Complete Rebuilding Kit.....	8524
		Stg. Gear Major Seal Kit.....	8523		Stg. Gear Major Seal Kit.....	8523
		Stg. Gear Input Shaft Seal Kit.....	8525		Stg. Gear Input Shaft Seal Kit.....	8525
		Stg. Gear Complete Pitman Shaft Seal Kit.....	8766		Stg. Gear Complete Pitman Shaft Seal Kit.....	8766
		Stg. Gear Lower Pitman Shaft Seal Kit.....	7856		Stg. Gear Lower Pitman Shaft Seal Kit.....	7856
PASS. CARS	V-8 5.7 L ENG.		1980			
		Pump Complete Rebuilding Kit; Eng. VIN K.....	7910		6-CYL. 4.1 L ENG.; V-8 5.0 L ENG.; V-8 5.7 L ENG.; V-8 6.2 L DIESEL ENG.	
		Pump Complete Rebuilding Kit; Eng. VIN M.....	8561			
		Pump Seal Kit; Eng. VIN K.....	7918			
		Pump Seal Kit; Eng. VIN M.....	8554			
		Pump Drive Shaft Seal Kit; Eng. VIN K.....	8709			
		Pump Drive Shaft Seal Kit; Eng. VIN M.....	8712			
		Stg. Gear Complete Rebuilding Kit.....	8524			
		Stg. Gear Major Seal Kit.....	8523			
		Stg. Gear Input Shaft Seal Kit.....	8525			
LIGHT TRUCKS	1986-1985		1980			
	V-6 4.3 L ENG.		6-CYL. 4.1 L ENG.; V-8 5.0 L ENG.; V-8 5.7 L ENG.; V-8 6.2 L DIESEL ENG.			
		Pump Complete Rebuilding Kit.....	8561			
		Pump Seal Kit.....	8554			
		Pump Drive Shaft Seal Kit.....	8712			
		Stg. Gear Complete Rebuilding Kit.....	8524			
		Stg. Gear Major Seal Kit.....	8523			
		Stg. Gear Input Shaft Seal Kit.....	8525			
		Stg. Gear Complete Pitman Shaft Seal Kit.....	8766			
		Stg. Gear Lower Pitman Shaft Seal Kit.....	7856			
MEDIUM/HEAVY TRUCKS	V-8 5.0 L ENG.		1979			
		Pump Complete Rebuilding Kit; Eng. VIN F.....	7910		6-CYL. 250 ENG.; V-8 305 ENG.; V-8 350 ENG.; V-8 400 ENG.	
		Pump Complete Rebuilding Kit; W/Auto. Trans.; Eng. VIN H.....	7910			
		Pump Complete Rebuilding Kit; W/Man. Trans.; Eng. VIN H.....	8561			
		Pump Seal Kit; Eng. VIN F.....	7918			
		Pump Seal Kit; W/Auto. Trans.; Eng. VIN H.....	7918			
		Pump Seal Kit; W/Man. Trans.; Eng. VIN H.....	8554			
		Pump Drive Shaft Seal Kit; Eng. VIN F.....	8709			
		Pump Drive Shaft Seal Kit; W/Auto. Trans.; Eng. VIN H.....	8709			
		Pump Drive Shaft Seal Kit; W/Man. Trans.; Eng. VIN H.....	8712			
BUSES	V-8 5.7 L ENG.		1978-1977			
		Pump Complete Rebuilding Kit; Eng. VIN M.....	8561		6-CYL. 250 ENG.; 6-CYL. 292 ENG.; V-8 305 ENG.; V-8 350 ENG.; V-8 400 ENG.	
		Pump Seal Kit; Eng. VIN M.....	8554			
		Pump Drive Shaft Seal Kit; Eng. VIN M.....	8712			
		Stg. Gear Complete Rebuilding Kit; Eng. VIN M.....	8524			
		Stg. Gear Major Seal Kit; Eng. VIN M.....	8523			
		Stg. Gear Input Shaft Seal Kit; Eng. VIN M.....	8525			
		Stg. Gear Complete Pitman Shaft Seal Kit; Eng. VIN M.....	8766			
		Stg. Gear Lower Pitman Shaft Seal Kit; Eng. VIN M.....	7856			
HOSE NUMERICAL	V-8 6.2 L DIESEL ENG.		1976-1975			
		Pump Complete Rebuilding Kit.....	7910		6-CYL. 250 ENG.; 6-CYL. 292 ENG.; V-8 350 ENG.; V-8 400 ENG.	
		Pump Seal Kit.....	7918			
		Pump Drive Shaft Seal Kit.....	8709			
		Stg. Gear Complete Rebuilding Kit.....	8524			
		Stg. Gear Major Seal Kit.....	8523			
		Stg. Gear Input Shaft Seal Kit.....	8525			
		Stg. Gear Complete Pitman Shaft Seal Kit.....	8766			
		Stg. Gear Lower Pitman Shaft Seal Kit.....	7856			
REPAIR KITS	1984-1983		1974			
	6-CYL. 4.1 L ENG.; V-8 5.0 L ENG.; V-8 5.7 L ENG.; V-8 6.2 L DIESEL ENG.		6-CYL. 250 ENG.; 6-CYL. 292 ENG.; V-8 350 ENG.			
		Pump Complete Rebuilding Kit.....	7910		Pump Complete Rebuilding Kit.....	7910
		Pump Seal Kit.....	7918		Pump Seal Kit.....	7918
		Pump Drive Shaft Seal Kit.....	8709		Pump Drive Shaft Seal Kit.....	8709
		Stg. Gear Complete Rebuilding Kit.....	8524		Stg. Gear Complete Rebuilding Kit.....	7857
		Stg. Gear Major Seal Kit.....	8523		Stg. Gear Major Seal Kit.....	7859
		Stg. Gear Input Shaft Seal Kit.....	8525		Stg. Gear Input Shaft Seal Kit.....	7095
		Stg. Gear Complete Pitman Shaft Seal Kit.....	8766		Stg. Gear Complete Pitman Shaft Seal Kit.....	8766
		Stg. Gear Lower Pitman Shaft Seal Kit.....	7856		Stg. Gear Lower Pitman Shaft Seal Kit.....	7856
KIT NUMERICAL	1984-1983		1974			
	6-CYL. 4.1 L ENG.; V-8 5.0 L ENG.; V-8 5.7 L ENG.; V-8 6.2 L DIESEL ENG.		6-CYL. 250 ENG.; 6-CYL. 292 ENG.; V-8 350 ENG.			
		Pump Complete Rebuilding Kit.....	7910		Pump Complete Rebuilding Kit.....	7910
		Pump Seal Kit.....	7918		Pump Seal Kit.....	7918
		Pump Drive Shaft Seal Kit.....	8709		Pump Drive Shaft Seal Kit.....	8709
		Stg. Gear Complete Rebuilding Kit.....	8524		Stg. Gear Complete Rebuilding Kit.....	7857
		Stg. Gear Major Seal Kit.....	8523		Stg. Gear Major Seal Kit.....	7859
		Stg. Gear Input Shaft Seal Kit.....	8525		Stg. Gear Input Shaft Seal Kit.....	7095
		Stg. Gear Complete Pitman Shaft Seal Kit.....	8766		Stg. Gear Complete Pitman Shaft Seal Kit.....	8766
		Stg. Gear Lower Pitman Shaft Seal Kit.....	7856		Stg. Gear Lower Pitman Shaft Seal Kit.....	7856
ILLUSTRATIONS	1984-1983		1974			
	6-CYL. 4.1 L ENG.; V-8 5.0 L ENG.; V-8 5.7 L ENG.; V-8 6.2 L DIESEL ENG.		6-CYL. 250 ENG.; 6-CYL. 292 ENG.; V-8 350 ENG.			
		Pump Complete Rebuilding Kit.....	7910		Pump Complete Rebuilding Kit.....	7910
		Pump Seal Kit.....	7918		Pump Seal Kit.....	7918
		Pump Drive Shaft Seal Kit.....	8709		Pump Drive Shaft Seal Kit.....	8709
		Stg. Gear Complete Rebuilding Kit.....	8524		Stg. Gear Complete Rebuilding Kit.....	7857
		Stg. Gear Major Seal Kit.....	8523		Stg. Gear Major Seal Kit.....	7859
		Stg. Gear Input Shaft Seal Kit.....	8525		Stg. Gear Input Shaft Seal Kit.....	7095
		Stg. Gear Complete Pitman Shaft Seal Kit.....	8766		Stg. Gear Complete Pitman Shaft Seal Kit.....	8766
		Stg. Gear Lower Pitman Shaft Seal Kit.....	7856		Stg. Gear Lower Pitman Shaft Seal Kit.....	7856

☆ See Pages A14 - A15 For Pump or Gear Identification.

⊛ Packaged one bushing per box, order as required.

Power Steering Repair Kits for Passenger Cars and Light Trucks

Application	Kit No.	Application	Kit No.
GMC - Continued		GMC - Continued	
G SERIES VAN - Continued		JIMMY - Continued	
1974 - Continued		1989 - Continued	
6-CYL. 250 ENG.; 6-CYL. 292 ENG.; V-8 350 ENG. - Continued		V-6 2.8 L ENG.; V-6 4.3 L ENG. - Continued	
Pump Seal Kit.....	7918	Stg. Gear Complete Rebuilding Kit.....	8522
Pump Drive Shaft Seal Kit.....	8709	Stg. Gear Major Seal Kit.....	8521
Stg. Gear Complete Rebuilding Kit.....	7857	Stg. Gear Input Shaft Seal Kit.....	8525
Stg. Gear Major Seal Kit.....	7859	Stg. Gear Complete Pitman Shaft Seal Kit.....	8766
Stg. Gear Input Shaft Seal Kit.....	7095	Stg. Gear Lower Pitman Shaft Seal Kit.....	7856
Stg. Gear Complete Pitman Shaft Seal Kit.....	8766		
Stg. Gear Lower Pitman Shaft Seal Kit.....	7856		
1973-1971		V-8 5.7 L ENG.; V-8 6.2 L DIESEL ENG.	
6-CYL. 250 ENG.; V-8 307 ENG.; V-8 350 ENG.		Pump Complete Rebuilding Kit.....	
Pump Complete Rebuilding Kit.....	7910	Pump Seal Kit.....	7918
Pump Seal Kit.....	7918	Pump Drive Shaft Seal Kit.....	8709
Pump Drive Shaft Seal Kit.....	8709	Stg. Gear Complete Rebuilding Kit.....	8524
Stg. Gear Complete Rebuilding Kit.....	7857	Stg. Gear Major Seal Kit.....	8523
Stg. Gear Major Seal Kit.....	7859	Stg. Gear Input Shaft Seal Kit.....	8525
Stg. Gear Input Shaft Seal Kit.....	7095	Stg. Gear Complete Pitman Shaft Seal Kit.....	8766
Stg. Gear Complete Pitman Shaft Seal Kit.....	8766	Stg. Gear Lower Pitman Shaft Seal Kit.....	7856
Stg. Gear Lower Pitman Shaft Seal Kit.....	7856		
1969		1988	
6-CYL. 230 ENG.; 6-CYL. 250 ENG.; V-8 307 ENG.		4-CYL. 2.5 L ENG.	
Pump Complete Rebuilding Kit.....	7910	Pump Complete Rebuilding Kit.....	8561
Pump Seal Kit.....	7918	Pump Seal Kit.....	8554
Pump Drive Shaft Seal Kit.....	8709	Pump Drive Shaft Seal Kit.....	8712
Stg. Gear Complete Rebuilding Kit.....	7857	Stg. Gear Complete Rebuilding Kit.....	8522
Stg. Gear Major Seal Kit.....	7859	Stg. Gear Major Seal Kit.....	8521
Stg. Gear Input Shaft Seal Kit.....	7095	Stg. Gear Input Shaft Seal Kit.....	8525
Stg. Gear Complete Pitman Shaft Seal Kit.....	8766	Stg. Gear Complete Pitman Shaft Seal Kit.....	8766
Stg. Gear Lower Pitman Shaft Seal Kit.....	7856	Stg. Gear Lower Pitman Shaft Seal Kit.....	7856
JIMMY		V-6 2.8 L ENG.; V-6 4.3 L ENG.	
1995-1994		Pump Complete Rebuilding Kit.....	
V-6 4.3 L ENG.		Pump Seal Kit.....	
Pump Complete Rebuilding Kit.....	7910	Pump Drive Shaft Seal Kit.....	8709
Pump Seal Kit.....	7918	Stg. Gear Complete Rebuilding Kit.....	8780
Pump Drive Shaft Seal Kit.....	8709	Stg. Gear Major Seal Kit.....	8625
Stg. Gear Complete Rebuilding Kit.....	8780	Stg. Gear Input Shaft Seal Kit.....	8525
Stg. Gear Major Seal Kit.....	8625	Stg. Gear Complete Pitman Shaft Seal Kit.....	8763
Stg. Gear Input Shaft Seal Kit.....	8525	Stg. Gear Lower Pitman Shaft Seal Kit.....	8717
Stg. Gear Complete Pitman Shaft Seal Kit.....	8763		
Stg. Gear Lower Pitman Shaft Seal Kit.....	8717		
1993-1992		V-8 5.7 L ENG.; V-8 6.2 L DIESEL ENG.	
V-6 4.3 L ENG.		Pump Complete Rebuilding Kit.....	
Pump Complete Rebuilding Kit.....	7910	Pump Seal Kit.....	7918
Pump Seal Kit.....	7918	Pump Drive Shaft Seal Kit.....	8709
Pump Drive Shaft Seal Kit.....	8709	Stg. Gear Complete Rebuilding Kit.....	8522
Stg. Gear Complete Rebuilding Kit.....	8522	Stg. Gear Major Seal Kit.....	8521
Stg. Gear Major Seal Kit.....	8521	Stg. Gear Input Shaft Seal Kit.....	8525
Stg. Gear Input Shaft Seal Kit.....	8525	Stg. Gear Complete Pitman Shaft Seal Kit.....	8766
Stg. Gear Complete Pitman Shaft Seal Kit.....	8766	Stg. Gear Lower Pitman Shaft Seal Kit.....	7856
Stg. Gear Lower Pitman Shaft Seal Kit.....	7856		
1991-1990		1987-1985	
V-6 4.3 L ENG.		4-CYL. 2.5 L ENG.	
Pump Complete Rebuilding Kit.....	7910	Pump Complete Rebuilding Kit.....	8561
Pump Seal Kit.....	7918	Pump Seal Kit.....	8554
Pump Drive Shaft Seal Kit.....	8709	Pump Drive Shaft Seal Kit.....	8712
Stg. Gear Complete Rebuilding Kit.....	8522	Stg. Gear Complete Rebuilding Kit.....	8522
Stg. Gear Major Seal Kit.....	8521	Stg. Gear Major Seal Kit.....	8521
Stg. Gear Input Shaft Seal Kit.....	8525	Stg. Gear Input Shaft Seal Kit.....	8525
Stg. Gear Complete Pitman Shaft Seal Kit.....	8766	Stg. Gear Complete Pitman Shaft Seal Kit.....	8766
Stg. Gear Lower Pitman Shaft Seal Kit.....	7856	Stg. Gear Lower Pitman Shaft Seal Kit.....	7856
V-8 5.7 L ENG.; V-8 6.2 L DIESEL ENG.		V-6 2.8 L ENG.	
Pump Complete Rebuilding Kit.....	7910	Pump Complete Rebuilding Kit.....	7910
Pump Seal Kit.....	7918	Pump Seal Kit.....	7918
Pump Drive Shaft Seal Kit.....	8709	Pump Drive Shaft Seal Kit.....	8709
Stg. Gear Complete Rebuilding Kit.....	8524	Stg. Gear Complete Rebuilding Kit.....	8522
Stg. Gear Major Seal Kit.....	8523	Stg. Gear Major Seal Kit.....	8521
Stg. Gear Input Shaft Seal Kit.....	8525	Stg. Gear Input Shaft Seal Kit.....	8525
Stg. Gear Complete Pitman Shaft Seal Kit.....	8766	Stg. Gear Complete Pitman Shaft Seal Kit.....	8766
Stg. Gear Lower Pitman Shaft Seal Kit.....	7856	Stg. Gear Lower Pitman Shaft Seal Kit.....	7856
1989		V-8 5.0 L ENG.; V-8 5.7 L ENG.; V-8 6.2 L DIESEL ENG.	
V-6 2.8 L ENG.; V-6 4.3 L ENG.		Pump Complete Rebuilding Kit.....	
Pump Complete Rebuilding Kit.....	7910	Pump Seal Kit.....	7918
Pump Seal Kit.....	7918	Pump Drive Shaft Seal Kit.....	8709
Pump Drive Shaft Seal Kit.....	8709	Stg. Gear Complete Rebuilding Kit.....	8524
Stg. Gear Complete Rebuilding Kit.....	8522	Stg. Gear Major Seal Kit.....	8523
Stg. Gear Major Seal Kit.....	8521	Stg. Gear Input Shaft Seal Kit.....	8525
Stg. Gear Input Shaft Seal Kit.....	8525	Stg. Gear Complete Pitman Shaft Seal Kit.....	8766
Stg. Gear Complete Pitman Shaft Seal Kit.....	8766	Stg. Gear Lower Pitman Shaft Seal Kit.....	7856
Stg. Gear Lower Pitman Shaft Seal Kit.....	7856		
1988		1984-1983	
V-6 2.8 L ENG.; V-6 4.3 L ENG.		4-CYL. 1.9 L ENG.; 4-CYL. 2.0 L ENG.; V-6 2.8 L ENG.	
Pump Complete Rebuilding Kit.....	7910	Pump Complete Rebuilding Kit.....	7910
Pump Seal Kit.....	7918	Pump Seal Kit.....	7918
Pump Drive Shaft Seal Kit.....	8709		

☆ See Pages A14 - A15 For Pump or Gear Identification.

⊛ Packaged one bushing per box, order as required.

SYSTEM PUMP & GEAR IDENT.

SYSTEM & COMPONENT IDENT.

PASS. CARS

LIGHT TRUCKS

MEDIUM/HEAVY TRUCKS

BUSES

HOSE NUMERICAL

REPAIR KITS

KIT NUMERICAL

ILLUSTRATIONS

Power Steering Repair Kits for Passenger Cars and Light Trucks

	Application	Kit No.	Application	Kit No.	
SYSTEM PUMP & GEAR IDENT.	GMC - Continued		GMC - Continued		
	JIMMY - Continued		JIMMY - Continued		
	1984-1983 - Continued		1978-1977 - Continued		
	4-CYL. 1.9 L ENG.; 4-CYL. 2.0 L ENG.; V-6 2.8 L ENG.		6-CYL. 250 ENG.; V-8 305 ENG.; V-8 350 ENG.; V-8 400 ENG.		
	- Continued		- Continued		
		Pump Drive Shaft Seal Kit.....	8709	Stg. Gear Major Seal Kit.....	7859
		Stg. Gear Complete Rebuilding Kit.....	8522	Stg. Gear Input Shaft Seal Kit.....	7095
		Stg. Gear Major Seal Kit.....	8521	Stg. Gear Complete Pitman Shaft Seal Kit.....	8766
		Stg. Gear Input Shaft Seal Kit.....	8525	Stg. Gear Lower Pitman Shaft Seal Kit.....	7856
		Stg. Gear Complete Pitman Shaft Seal Kit.....	8766		
SYSTEM & COMPONENT IDENT.		Stg. Gear Lower Pitman Shaft Seal Kit.....	7856		
	V-8 5.0 L ENG.; V-8 5.7 L ENG.; V-8 6.2 L DIESEL ENG.		1976-1975		
		Pump Complete Rebuilding Kit.....	7910	6-CYL. 250 ENG.; V-8 350 ENG.; V-8 400 ENG.	
		Pump Seal Kit.....	7918	Pump Complete Rebuilding Kit.....	7910
		Pump Drive Shaft Seal Kit.....	8709	Pump Seal Kit.....	7918
		Stg. Gear Complete Rebuilding Kit.....	8524	Pump Drive Shaft Seal Kit.....	8709
		Stg. Gear Major Seal Kit.....	8523	Stg. Gear Complete Rebuilding Kit.....	7857
		Stg. Gear Input Shaft Seal Kit.....	8525	Stg. Gear Major Seal Kit.....	7859
		Stg. Gear Complete Pitman Shaft Seal Kit.....	8766	Stg. Gear Input Shaft Seal Kit.....	7095
		Stg. Gear Lower Pitman Shaft Seal Kit.....	7856	Stg. Gear Complete Pitman Shaft Seal Kit.....	8766
PASS. CARS	1982		Stg. Gear Lower Pitman Shaft Seal Kit.....	7856	
	6-CYL. 4.1 L ENG.; V-8 5.0 L ENG.; V-8 5.7 L ENG.; V-8 6.2 L DIESEL ENG.		1974		
		Pump Complete Rebuilding Kit.....	7910	6-CYL. 250 ENG.; V-8 350 ENG.	
		Pump Seal Kit.....	7918	Pump Complete Rebuilding Kit.....	7910
		Pump Drive Shaft Seal Kit.....	8709	Pump Seal Kit.....	7918
		Stg. Gear Complete Rebuilding Kit.....	8524	Pump Drive Shaft Seal Kit.....	8709
		Stg. Gear Major Seal Kit.....	8523	Stg. Gear Complete Rebuilding Kit.....	7857
		Stg. Gear Input Shaft Seal Kit.....	8525	Stg. Gear Major Seal Kit.....	7859
		Stg. Gear Complete Pitman Shaft Seal Kit.....	8766	Stg. Gear Input Shaft Seal Kit.....	7095
		Stg. Gear Lower Pitman Shaft Seal Kit.....	7856	Stg. Gear Complete Pitman Shaft Seal Kit.....	8766
LIGHT TRUCKS	1981		Stg. Gear Lower Pitman Shaft Seal Kit.....	7856	
	6-CYL. 4.1 L ENG.; V-8 5.0 L ENG.; V-8 5.7 L ENG.		1973-1970		
		Pump Complete Rebuilding Kit.....	7910	6-CYL. 250 ENG.; V-8 307 ENG.; V-8 350 ENG.	
		Pump Seal Kit.....	7918	Pump Complete Rebuilding Kit.....	7910
		Pump Drive Shaft Seal Kit.....	8709	Pump Seal Kit.....	7918
		Stg. Gear Complete Rebuilding Kit.....	8524	Pump Drive Shaft Seal Kit.....	8709
		Stg. Gear Major Seal Kit.....	8523	Stg. Gear Complete Rebuilding Kit.....	7857
		Stg. Gear Input Shaft Seal Kit.....	8525	Stg. Gear Major Seal Kit.....	7859
		Stg. Gear Complete Pitman Shaft Seal Kit.....	8766	Stg. Gear Input Shaft Seal Kit.....	7095
		Stg. Gear Lower Pitman Shaft Seal Kit.....	7856	Stg. Gear Complete Pitman Shaft Seal Kit.....	8766
MEDIUM/HEAVY TRUCKS	1980		Stg. Gear Lower Pitman Shaft Seal Kit.....	7856	
	6-CYL. 4.1 L ENG.; V-8 5.0 L ENG.; V-8 5.7 L ENG.		P SERIES VAN		
		Pump Complete Rebuilding Kit.....	7910	1995-1994	
		Pump Seal Kit.....	7918	V-6 4.3 L ENG.; V-8 5.7 L ENG.	
		Pump Drive Shaft Seal Kit.....	8709	Pump Complete Rebuilding Kit.....	7910
		Stg. Gear Complete Rebuilding Kit.....	8524	Pump Seal Kit.....	7918
		Stg. Gear Major Seal Kit.....	8523	Pump Drive Shaft Seal Kit.....	8709
		Stg. Gear Input Shaft Seal Kit.....	8525	Stg. Gear Complete Rebuilding Kit; W/13/16" Input Shaft.....	7857
		Stg. Gear Complete Pitman Shaft Seal Kit.....	8766	Stg. Gear Complete Rebuilding Kit; W/3/4" Input Shaft.....	8781
		Stg. Gear Lower Pitman Shaft Seal Kit.....	7856	Stg. Gear Major Seal Kit; W/13/16" Input Shaft.....	7859
BUSES	1980		Stg. Gear Major Seal Kit; W/3/4" Input Shaft.....	8716	
	6-CYL. 4.1 L ENG.; V-8 5.0 L ENG.; V-8 5.7 L ENG.		V-8 6.5 L DIESEL ENG.; V-8 7.4 L ENG.		
		Pump Complete Rebuilding Kit.....	7910	Pump Complete Rebuilding Kit.....	7910
		Pump Seal Kit.....	7918	Pump Seal Kit.....	7918
		Pump Drive Shaft Seal Kit.....	8709	Pump Drive Shaft Seal Kit.....	8709
		Stg. Gear Complete Rebuilding Kit; 1st Design; W/Casting No. 7802644L.....	7857	Stg. Gear Complete Rebuilding Kit; W/708 Series Gear; W/13/16" Input Shaft.....	7857
		Stg. Gear Complete Rebuilding Kit; 2nd Design; W/Casting No. 7802644.....	8524	Stg. Gear Complete Rebuilding Kit; W/708 Series Gear; W/3/4" Input Shaft.....	8781
		Stg. Gear Major Seal Kit; 1st Design; W/Casting No. 7802644L.....	7859	Stg. Gear Major Seal Kit; W/708 Series Gear; W/13/16" Input Shaft.....	7859
		Stg. Gear Major Seal Kit; 2nd Design; W/Casting No. 7802644.....	8523	Stg. Gear Major Seal Kit; W/710 Series Gear.....	8701
		Stg. Gear Input Shaft Seal Kit; 1st Design; W/Casting No. 7802644L.....	7095	Stg. Gear Input Shaft Seal Kit; W/13/16" Input Shaft.....	7095
HOSE NUMERICAL		Stg. Gear Input Shaft Seal Kit; 2nd Design; W/Casting No. 7802644.....	8525	Stg. Gear Input Shaft Seal Kit; W/3/4" Input Shaft.....	8525
		Stg. Gear Complete Pitman Shaft Seal Kit.....	8766	Stg. Gear Complete Pitman Shaft Seal Kit.....	8763
		Stg. Gear Lower Pitman Shaft Seal Kit.....	7856	Stg. Gear Lower Pitman Shaft Seal Kit; W/708 Series Gear.....	8717
	1979		1993-1992		
	6-CYL. 250 ENG.; V-8 305 ENG.; V-8 350 ENG.; V-8 400 ENG.		V-6 4.3 L ENG.; V-8 5.7 L ENG.		
		Pump Complete Rebuilding Kit.....	7910	Pump Complete Rebuilding Kit.....	7910
		Pump Seal Kit.....	7918	Pump Seal Kit.....	7918
		Pump Drive Shaft Seal Kit.....	8709	Pump Drive Shaft Seal Kit.....	8709
		Stg. Gear Complete Rebuilding Kit; 1st Design; W/Casting No. 7802644L.....	7857	Stg. Gear Complete Rebuilding Kit; W/13/16" Input Shaft.....	7857
		Stg. Gear Complete Rebuilding Kit; 2nd Design; W/Casting No. 7802644.....	8524	Stg. Gear Complete Rebuilding Kit; W/3/4" Input Shaft.....	8781
	Stg. Gear Major Seal Kit; 1st Design; W/Casting No. 7802644L.....	7859	Stg. Gear Major Seal Kit; W/708 Series Gear; W/13/16" Input Shaft.....	7859	
REPAIR KITS		Stg. Gear Major Seal Kit; 2nd Design; W/Casting No. 7802644.....	8523	Stg. Gear Major Seal Kit; W/710 Series Gear.....	8701
		Stg. Gear Input Shaft Seal Kit; 1st Design; W/Casting No. 7802644L.....	7095	Stg. Gear Input Shaft Seal Kit; W/13/16" Input Shaft.....	7095
		Stg. Gear Input Shaft Seal Kit; 2nd Design; W/Casting No. 7802644.....	8525	Stg. Gear Input Shaft Seal Kit; W/3/4" Input Shaft.....	8525
		Stg. Gear Complete Pitman Shaft Seal Kit.....	8766	Stg. Gear Complete Pitman Shaft Seal Kit; W/708 Series Gear.....	8763
		Stg. Gear Lower Pitman Shaft Seal Kit.....	7856	Stg. Gear Lower Pitman Shaft Seal Kit; W/708 Series Gear.....	8717
	1978-1977				
	6-CYL. 250 ENG.; V-8 305 ENG.; V-8 350 ENG.; V-8 400 ENG.		1993-1992		
		Pump Complete Rebuilding Kit.....	7910	V-6 4.3 L ENG.; V-8 5.7 L ENG.	
		Pump Seal Kit.....	7918	Pump Complete Rebuilding Kit.....	7910
		Pump Drive Shaft Seal Kit.....	8709	Pump Seal Kit.....	7918
	Stg. Gear Complete Rebuilding Kit.....	7857	Pump Drive Shaft Seal Kit.....	8709	
			Stg. Gear Complete Rebuilding Kit; W/13/16" Input Shaft.....	7857	
			Stg. Gear Complete Rebuilding Kit; W/3/4" Input Shaft.....	8781	
			Stg. Gear Major Seal Kit; W/13/16" Input Shaft.....	7859	
KIT NUMERICAL			Stg. Gear Major Seal Kit; W/708 Series Gear; W/3/4" Input Shaft.....	8716	
			Stg. Gear Major Seal Kit; W/710 Series Gear.....	8701	
			Stg. Gear Input Shaft Seal Kit; W/13/16" Input Shaft.....	7095	
			Stg. Gear Input Shaft Seal Kit; W/3/4" Input Shaft.....	8525	
			Stg. Gear Complete Pitman Shaft Seal Kit; W/708 Series Gear.....	8763	
			Stg. Gear Lower Pitman Shaft Seal Kit; W/708 Series Gear.....	8717	
	ILLUSTRATIONS				

☆ See Pages A14 - A15 For Pump or Gear Identification.

⊗ Packaged one bushing per box, order as required.

Power Steering Repair Kits for Passenger Cars and Light Trucks

Application	Kit No.	Application	Kit No.
GMC - Continued		GMC - Continued	
P SERIES VAN - Continued		P SERIES VAN - Continued	
1993-1992 - Continued		1981 - Continued	
V-6 4.3 L ENG.; V-8 5.7 L ENG. - Continued		6-CYL. 4.8 L ENG.; V-8 5.7 L ENG.; V-8 7.4 L ENG. - Continued	
Stg. Gear Major Seal Kit; W/3/4" Input Shaft.....	8716	Stg. Gear Lower Pitman Shaft Seal Kit.....	7856
Stg. Gear Input Shaft Seal Kit; W/13/16" Input Shaft.....	7095		
Stg. Gear Input Shaft Seal Kit; W/3/4" Input Shaft.....	8525		
Stg. Gear Complete Pitman Shaft Seal Kit.....	8766		
Stg. Gear Lower Pitman Shaft Seal Kit.....	7856		
V-8 6.2 L DIESEL ENG.; V-8 7.4 L ENG.		1980	
Pump Complete Rebuilding Kit.....	7910	6-CYL. 4.8 L ENG.; V-8 5.7 L ENG.; V-8 7.4 L ENG.	
Pump Seal Kit.....	7918	Pump Complete Rebuilding Kit.....	7910
Pump Drive Shaft Seal Kit.....	8709	Pump Seal Kit.....	7918
Stg. Gear Complete Rebuilding Kit; W/708 Series Gear; W/13/16" Input Shaft.....	7857	Pump Drive Shaft Seal Kit.....	8709
Stg. Gear Complete Rebuilding Kit; W/708 Series Gear; W/3/4" Input Shaft.....	8781	Stg. Gear Complete Rebuilding Kit; 1st Design; W/Casting No. 7802644L.....	7857
Stg. Gear Major Seal Kit; W/708 Series Gear; W/13/16" Input Shaft.....	7859	Stg. Gear Complete Rebuilding Kit; 2nd Design; W/Casting No. 7802644.....	8524
Stg. Gear Major Seal Kit; W/708 Series Gear; W/3/4" Input Shaft.....	8716	Stg. Gear Major Seal Kit; 1st Design; W/Casting No. 7802644L.....	7859
Stg. Gear Major Seal Kit; W/710 Series Gear.....	8701	Stg. Gear Major Seal Kit; 2nd Design; W/Casting No. 7802644.....	8523
Stg. Gear Input Shaft Seal Kit; W/13/16" Input Shaft.....	7095	Stg. Gear Input Shaft Seal Kit; 1st Design; W/Casting No. 7802644L.....	7095
Stg. Gear Input Shaft Seal Kit; W/3/4" Input Shaft.....	8525	Stg. Gear Input Shaft Seal Kit; 2nd Design; W/Casting No. 7802644.....	8525
Stg. Gear Complete Pitman Shaft Seal Kit; W/708 Series Gear.....	8763	Stg. Gear Complete Pitman Shaft Seal Kit.....	8766
Stg. Gear Lower Pitman Shaft Seal Kit; W/708 Series Gear.....	8717	Stg. Gear Lower Pitman Shaft Seal Kit.....	7856
1991-1990		1979	
4-CYL. 3.9 L DIESEL ENG.; V-6 4.3 L ENG.; V-8 5.7 L ENG.; V-8 6.2 L DIESEL ENG.; V-8 7.4 L ENG.		6-CYL. 292 ENG.; V-8 350 ENG.; V-8 454 ENG.	
Pump Complete Rebuilding Kit.....	7910	Pump Complete Rebuilding Kit.....	7910
Pump Seal Kit.....	7918	Pump Seal Kit.....	7918
Pump Drive Shaft Seal Kit.....	8709	Pump Drive Shaft Seal Kit.....	8709
Stg. Gear Complete Rebuilding Kit; W/13/16" Input Shaft.....	7857	Stg. Gear Complete Rebuilding Kit; 1st Design; W/Casting No. 7802644L.....	7857
Stg. Gear Complete Rebuilding Kit; W/3/4" Input Shaft.....	8524	Stg. Gear Complete Rebuilding Kit; 2nd Design; W/Casting No. 7802644.....	8524
Stg. Gear Major Seal Kit; W/13/16" Input Shaft.....	7859	Stg. Gear Major Seal Kit; 1st Design; W/Casting No. 7802644L.....	7859
Stg. Gear Major Seal Kit; W/3/4" Input Shaft.....	8523	Stg. Gear Major Seal Kit; 2nd Design; W/Casting No. 7802644.....	8523
Stg. Gear Input Shaft Seal Kit; W/13/16" Input Shaft.....	7095	Stg. Gear Input Shaft Seal Kit; 1st Design; W/Casting No. 7802644L.....	7095
Stg. Gear Input Shaft Seal Kit; W/3/4" Input Shaft.....	8525	Stg. Gear Input Shaft Seal Kit; 2nd Design; W/Casting No. 7802644.....	8525
Stg. Gear Complete Pitman Shaft Seal Kit.....	8766	Stg. Gear Complete Pitman Shaft Seal Kit.....	8766
Stg. Gear Lower Pitman Shaft Seal Kit.....	7856	Stg. Gear Lower Pitman Shaft Seal Kit.....	7856
1989		1978-1977	
4-CYL. 3.9 L DIESEL ENG.; 6-CYL. 4.8 L ENG.; V-8 5.7 L ENG.; V-8 6.2 L DIESEL ENG.; V-8 7.4 L ENG.		6-CYL. 292 ENG.; V-8 350 ENG.; V-8 454 ENG.	
Pump Complete Rebuilding Kit.....	7910	Pump Complete Rebuilding Kit.....	7910
Pump Seal Kit.....	7918	Pump Seal Kit.....	7918
Pump Drive Shaft Seal Kit.....	8709	Pump Drive Shaft Seal Kit.....	8709
Stg. Gear Complete Rebuilding Kit; W/13/16" Input Shaft.....	7857	Stg. Gear Complete Rebuilding Kit; 1st Design.....	7857
Stg. Gear Complete Rebuilding Kit; W/3/4" Input Shaft.....	8524	Stg. Gear Complete Rebuilding Kit; 2nd Design.....	8524
Stg. Gear Major Seal Kit; W/13/16" Input Shaft.....	7859	Stg. Gear Major Seal Kit; 1st Design.....	7859
Stg. Gear Major Seal Kit; W/3/4" Input Shaft.....	8523	Stg. Gear Major Seal Kit; 2nd Design.....	8523
Stg. Gear Input Shaft Seal Kit; W/13/16" Input Shaft.....	7095	Stg. Gear Input Shaft Seal Kit; 1st Design.....	7095
Stg. Gear Input Shaft Seal Kit; W/3/4" Input Shaft.....	8525	Stg. Gear Input Shaft Seal Kit; 2nd Design.....	8525
Stg. Gear Complete Pitman Shaft Seal Kit.....	8766	Stg. Gear Complete Pitman Shaft Seal Kit.....	8766
Stg. Gear Lower Pitman Shaft Seal Kit.....	7856	Stg. Gear Lower Pitman Shaft Seal Kit.....	7856
1988-1982		1976-1975	
6-CYL. 4.8 L ENG.; V-8 5.7 L ENG.; V-8 6.2 L DIESEL ENG.; V-8 7.4 L ENG.		6-CYL. 292 ENG.; V-8 350 ENG.; V-8 454 ENG.; V-8 455 ENG.	
Pump Complete Rebuilding Kit.....	7910	Pump Complete Rebuilding Kit.....	7910
Pump Seal Kit.....	7918	Pump Seal Kit.....	7918
Pump Drive Shaft Seal Kit.....	8709	Pump Drive Shaft Seal Kit.....	8709
Stg. Gear Complete Rebuilding Kit; W/13/16" Input Shaft.....	7857	Stg. Gear Complete Rebuilding Kit.....	7857
Stg. Gear Complete Rebuilding Kit; W/3/4" Input Shaft.....	8524	Stg. Gear Major Seal Kit.....	7859
Stg. Gear Major Seal Kit; W/13/16" Input Shaft.....	7859	Stg. Gear Input Shaft Seal Kit.....	7095
Stg. Gear Major Seal Kit; W/3/4" Input Shaft.....	8523	Stg. Gear Complete Pitman Shaft Seal Kit.....	8766
Stg. Gear Input Shaft Seal Kit; W/13/16" Input Shaft.....	7095	Stg. Gear Lower Pitman Shaft Seal Kit.....	7856
Stg. Gear Input Shaft Seal Kit; W/3/4" Input Shaft.....	8525		
Stg. Gear Complete Pitman Shaft Seal Kit.....	8766		
Stg. Gear Lower Pitman Shaft Seal Kit.....	7856		
1981		1974	
6-CYL. 4.8 L ENG.; V-8 5.7 L ENG.; V-8 7.4 L ENG.		6-CYL. 250 ENG.; 6-CYL. 292 ENG.; V-8 350 ENG.; V-8 454 ENG.	
Pump Complete Rebuilding Kit.....	7910	Pump Complete Rebuilding Kit.....	7910
Pump Seal Kit.....	7918	Pump Seal Kit.....	7918
Pump Drive Shaft Seal Kit.....	8709	Pump Drive Shaft Seal Kit.....	8709
Stg. Gear Complete Rebuilding Kit; W/13/16" Input Shaft.....	7857	Stg. Gear Complete Rebuilding Kit.....	7857
Stg. Gear Complete Rebuilding Kit; W/3/4" Input Shaft.....	8524	Stg. Gear Major Seal Kit.....	7859
Stg. Gear Major Seal Kit; W/13/16" Input Shaft.....	7859	Stg. Gear Input Shaft Seal Kit.....	7095
Stg. Gear Major Seal Kit; W/3/4" Input Shaft.....	8523	Stg. Gear Complete Pitman Shaft Seal Kit.....	8766
Stg. Gear Input Shaft Seal Kit; W/13/16" Input Shaft.....	7095	Stg. Gear Lower Pitman Shaft Seal Kit.....	7856
Stg. Gear Input Shaft Seal Kit; W/3/4" Input Shaft.....	8525		
Stg. Gear Complete Pitman Shaft Seal Kit.....	8766		
Stg. Gear Lower Pitman Shaft Seal Kit.....	7856		
1981		1973	
6-CYL. 4.8 L ENG.; V-8 5.7 L ENG.; V-8 7.4 L ENG.		6-CYL. 250 ENG.; 6-CYL. 292 ENG.; V-8 307 ENG.; V-8 350 ENG.; V-8 454 ENG.; V-8 455 ENG.	
Pump Complete Rebuilding Kit.....	7910	Pump Complete Rebuilding Kit.....	7910
Pump Seal Kit.....	7918	Pump Seal Kit.....	7918
Pump Drive Shaft Seal Kit.....	8709	Pump Drive Shaft Seal Kit.....	8709
Stg. Gear Complete Rebuilding Kit; W/13/16" Input Shaft.....	7857	Stg. Gear Complete Rebuilding Kit.....	7857
Stg. Gear Complete Rebuilding Kit; W/3/4" Input Shaft.....	8524	Stg. Gear Major Seal Kit.....	7859
Stg. Gear Major Seal Kit; W/13/16" Input Shaft.....	7859	Stg. Gear Input Shaft Seal Kit.....	7095
Stg. Gear Major Seal Kit; W/3/4" Input Shaft.....	8523	Stg. Gear Complete Pitman Shaft Seal Kit.....	8766
Stg. Gear Input Shaft Seal Kit; W/13/16" Input Shaft.....	7095	Stg. Gear Lower Pitman Shaft Seal Kit.....	7856
Stg. Gear Input Shaft Seal Kit; W/3/4" Input Shaft.....	8525		
Stg. Gear Complete Pitman Shaft Seal Kit.....	8766		
Stg. Gear Lower Pitman Shaft Seal Kit.....	7856		

☆ See Pages A14 - A15 For Pump or Gear Identification.

⊙ Packaged one bushing per box, order as required.

SYSTEM PUMP & GEAR IDENT.

SYSTEM & COMPONENT IDENT.

PASS. CARS

LIGHT TRUCKS

MEDIUM/HEAVY TRUCKS

BUSES

HOSE NUMERICAL

REPAIR KITS

KIT NUMERICAL

ILLUSTRATIONS

Power Steering Repair Kits for Passenger Cars and Light Trucks

	Application	Kit No.	Application	Kit No.
SYSTEM PUMP & GEAR IDENT.	GMC - Continued		GMC - Continued	
SYSTEM & COMPONENT IDENT.	P SERIES VAN - Continued		S SERIES PICKUP - Continued	
PASS. CARS	1973 - Continued 6-CYL. 250 ENG.; 6-CYL. 292 ENG.; V-8 307 ENG.; V-8 350 ENG.; V-8 454 ENG.; V-8 455 ENG. - Continued Stg. Gear Input Shaft Seal Kit..... 7095 Stg. Gear Complete Pitman Shaft Seal Kit..... 8766 Stg. Gear Lower Pitman Shaft Seal Kit..... 7856		1987-1986 - Continued V-6 2.8 L ENG. - Continued Stg. Gear Complete Rebuilding Kit..... 8522 Stg. Gear Major Seal Kit..... 8521 Stg. Gear Input Shaft Seal Kit..... 8525 Stg. Gear Complete Pitman Shaft Seal Kit..... 8766 Stg. Gear Lower Pitman Shaft Seal Kit..... 7856	
LIGHT TRUCKS	R & V SERIES PICKUP		1985	
MEDIUM/HEAVY TRUCKS	1991-1989 V-8 5.7 L ENG.; V-8 6.2 L DIESEL ENG.; V-8 7.4 L ENG. Pump Complete Rebuilding Kit..... 7910 Pump Seal Kit..... 7918 Pump Drive Shaft Seal Kit..... 8709 Stg. Gear Complete Rebuilding Kit..... 8524 Stg. Gear Major Seal Kit..... 8523 Stg. Gear Input Shaft Seal Kit..... 8525 Stg. Gear Complete Pitman Shaft Seal Kit..... 8766 Stg. Gear Lower Pitman Shaft Seal Kit..... 7856		4-CYL. 1.9 L ENG.; V-6 2.8 L ENG. Pump Complete Rebuilding Kit..... 7910 Pump Seal Kit..... 7918 Pump Drive Shaft Seal Kit..... 8709 Stg. Gear Complete Rebuilding Kit..... 8522 Stg. Gear Major Seal Kit..... 8521 Stg. Gear Input Shaft Seal Kit..... 8525 Stg. Gear Complete Pitman Shaft Seal Kit..... 8766 Stg. Gear Lower Pitman Shaft Seal Kit..... 7856	
BUSES	1988 6-CYL. 4.8 L ENG.; V-8 5.7 L ENG.; V-8 6.2 L DIESEL ENG.; V-8 7.4 L ENG. Pump Complete Rebuilding Kit..... 7910 Pump Seal Kit..... 7918 Pump Drive Shaft Seal Kit..... 8709 Stg. Gear Complete Rebuilding Kit..... 8524 Stg. Gear Major Seal Kit..... 8523 Stg. Gear Input Shaft Seal Kit..... 8525 Stg. Gear Complete Pitman Shaft Seal Kit..... 8766 Stg. Gear Lower Pitman Shaft Seal Kit..... 7856		4-CYL. 2.2 L DIESEL ENG.; 4-CYL. 2.5 L ENG. Pump Complete Rebuilding Kit..... 8561 Pump Seal Kit..... 8554 Pump Drive Shaft Seal Kit..... 8712 Stg. Gear Complete Rebuilding Kit..... 8522 Stg. Gear Major Seal Kit..... 8521 Stg. Gear Input Shaft Seal Kit..... 8525 Stg. Gear Complete Pitman Shaft Seal Kit..... 8766 Stg. Gear Lower Pitman Shaft Seal Kit..... 7856	
HOSE NUMERICAL	1987 6-CYL. 4.8 L ENG.; V-6 4.3 L ENG.; V-8 5.0 L ENG.; V-8 5.7 L ENG.; V-8 6.2 L DIESEL ENG.; V-8 7.4 L ENG. Pump Complete Rebuilding Kit..... 7910 Pump Seal Kit..... 7918 Pump Drive Shaft Seal Kit..... 8709 Stg. Gear Complete Rebuilding Kit..... 8524 Stg. Gear Major Seal Kit..... 8523 Stg. Gear Input Shaft Seal Kit..... 8525 Stg. Gear Complete Pitman Shaft Seal Kit..... 8766 Stg. Gear Lower Pitman Shaft Seal Kit..... 7856		1984 4-CYL. 1.9 L ENG.; 4-CYL. 2.0 L ENG.; V-6 2.8 L ENG. Pump Complete Rebuilding Kit..... 7910 Pump Seal Kit..... 7918 Pump Drive Shaft Seal Kit..... 8709 Stg. Gear Complete Rebuilding Kit..... 8522 Stg. Gear Major Seal Kit..... 8521 Stg. Gear Input Shaft Seal Kit..... 8525 Stg. Gear Complete Pitman Shaft Seal Kit..... 8766 Stg. Gear Lower Pitman Shaft Seal Kit..... 7856	
REPAIR KITS	S SERIES PICKUP 1990-1988 4-CYL. 2.5 L ENG. Pump Complete Rebuilding Kit..... 8561 Pump Seal Kit..... 8554 Pump Drive Shaft Seal Kit..... 8712 Stg. Gear Complete Rebuilding Kit..... 8522 Stg. Gear Major Seal Kit..... 8521 Stg. Gear Input Shaft Seal Kit..... 8525 Stg. Gear Complete Pitman Shaft Seal Kit..... 8766 Stg. Gear Lower Pitman Shaft Seal Kit..... 7856		4-CYL. 2.2 L DIESEL ENG. Pump Complete Rebuilding Kit..... 8561 Pump Seal Kit..... 8554 Pump Drive Shaft Seal Kit..... 8712 Stg. Gear Complete Rebuilding Kit..... 8522 Stg. Gear Major Seal Kit..... 8521 Stg. Gear Input Shaft Seal Kit..... 8525 Stg. Gear Complete Pitman Shaft Seal Kit..... 8766 Stg. Gear Lower Pitman Shaft Seal Kit..... 7856	
KIT NUMERICAL	V-6 2.8 L ENG.; V-6 4.3 L ENG. Pump Complete Rebuilding Kit..... 7910 Pump Seal Kit..... 7918 Pump Drive Shaft Seal Kit..... 8709 Stg. Gear Complete Rebuilding Kit..... 8522 Stg. Gear Major Seal Kit..... 8521 Stg. Gear Input Shaft Seal Kit..... 8525 Stg. Gear Complete Pitman Shaft Seal Kit..... 8766 Stg. Gear Lower Pitman Shaft Seal Kit..... 7856		1983 4-CYL. 1.9 L ENG.; 4-CYL. 2.0 L ENG.; V-6 2.8 L ENG. Pump Complete Rebuilding Kit..... 7910 Pump Seal Kit..... 7918 Pump Drive Shaft Seal Kit..... 8709 Stg. Gear Complete Rebuilding Kit..... 8522 Stg. Gear Major Seal Kit..... 8521 Stg. Gear Input Shaft Seal Kit..... 8525 Stg. Gear Complete Pitman Shaft Seal Kit..... 8766 Stg. Gear Lower Pitman Shaft Seal Kit..... 7856	
ILLUSTRATIONS	1987-1986 4-CYL. 2.5 L ENG. Pump Complete Rebuilding Kit..... 8561 Pump Seal Kit..... 8554 Pump Drive Shaft Seal Kit..... 8712 Stg. Gear Complete Rebuilding Kit..... 8522 Stg. Gear Major Seal Kit..... 8521 Stg. Gear Input Shaft Seal Kit..... 8525 Stg. Gear Complete Pitman Shaft Seal Kit..... 8766 Stg. Gear Lower Pitman Shaft Seal Kit..... 7856		1982 4-CYL. 1.9 L ENG.; V-6 2.8 L ENG. Pump Complete Rebuilding Kit..... 7910 Pump Seal Kit..... 7918 Pump Drive Shaft Seal Kit..... 8709 Stg. Gear Complete Rebuilding Kit..... 8522 Stg. Gear Major Seal Kit..... 8521 Stg. Gear Input Shaft Seal Kit..... 8525 Stg. Gear Complete Pitman Shaft Seal Kit..... 8766 Stg. Gear Lower Pitman Shaft Seal Kit..... 7856	
	V-6 2.8 L ENG. Pump Complete Rebuilding Kit..... 7910 Pump Seal Kit..... 7918 Pump Drive Shaft Seal Kit..... 8709		SAFARI 1995-1994 V-6 4.3 L ENG. Pump Complete Rebuilding Kit..... 7910 Pump Seal Kit..... 7918 Pump Drive Shaft Seal Kit..... 8709 Stg. Gear Complete Rebuilding Kit..... 8780 Stg. Gear Major Seal Kit..... 8625 Stg. Gear Input Shaft Seal Kit..... 8525	

☆ See Pages A14 - A15 For Pump or Gear Identification.

⊗ Packaged one bushing per box, order as required.

Power Steering Repair Kits for Passenger Cars and Light Trucks

Application	Kit No.	Application	Kit No.
GMC - Continued		GMC - Continued	
SAFARI - Continued		SONOMA - Continued	
1995-1994 - Continued		1993-1991 - Continued	
V-6 4.3 L ENG. - Continued		V-6 2.8 L ENG.; V-6 4.3 L ENG. - Continued	
Stg. Gear Complete Pitman Shaft Seal Kit.....	8763	Pump Seal Kit.....	7918
Stg. Gear Lower Pitman Shaft Seal Kit.....	8717	Pump Drive Shaft Seal Kit.....	8709
1993-1991		Stg. Gear Complete Rebuilding Kit.....	8522
V-6 4.3 L ENG.		Stg. Gear Major Seal Kit.....	8521
Pump Complete Rebuilding Kit.....	7910	Stg. Gear Input Shaft Seal Kit.....	8525
Pump Seal Kit.....	7918	Stg. Gear Complete Pitman Shaft Seal Kit.....	8766
Pump Drive Shaft Seal Kit.....	8709	Stg. Gear Lower Pitman Shaft Seal Kit.....	7856
Stg. Gear Complete Rebuilding Kit.....	8522	SPRINT	
Stg. Gear Major Seal Kit.....	8521	1977	
Stg. Gear Input Shaft Seal Kit.....	8525	6-CYL. 250 ENG.; V-8 305 ENG.; V-8 350 ENG.	
Stg. Gear Complete Pitman Shaft Seal Kit.....	8766	Pump Complete Rebuilding Kit.....	7910
Stg. Gear Lower Pitman Shaft Seal Kit.....	7856	Pump Seal Kit.....	7918
1990-1987		Pump Drive Shaft Seal Kit.....	8709
4-CYL. 2.5 L ENG.		Stg. Gear Complete Rebuilding Kit; W/4-Bolt Gear Housing.....	7858
Pump Complete Rebuilding Kit.....	8561	Stg. Gear Complete Rebuilding Kit; W/Ring Retained Housing.....	8529
Pump Seal Kit.....	8554	Stg. Gear Major Seal Kit; W/4-Bolt Gear Housing.....	7860
Pump Drive Shaft Seal Kit.....	8712	Stg. Gear Major Seal Kit; W/Ring Retained Housing.....	8528
Stg. Gear Complete Rebuilding Kit.....	8522	Stg. Gear Input Shaft Seal Kit.....	7095
Stg. Gear Major Seal Kit.....	8521	Stg. Gear Complete Pitman Shaft Seal Kit; W/4-Bolt Gear Housing...	8766
Stg. Gear Input Shaft Seal Kit.....	8525	Stg. Gear Complete Pitman Shaft Seal Kit; W/Ring Retained Housing.....	8767
Stg. Gear Complete Pitman Shaft Seal Kit.....	8766	Stg. Gear Lower Pitman Shaft Seal Kit; W/4-Bolt Gear Housing.....	7856
Stg. Gear Lower Pitman Shaft Seal Kit.....	7856	Stg. Gear Lower Pitman Shaft Seal Kit; W/Ring Retained Housing.....	8530
V-6 4.3 L ENG.		1976	
Pump Complete Rebuilding Kit.....	7910	6-CYL. 250 ENG.; V-8 305 ENG.; V-8 350 ENG.; V-8 400 ENG.	
Pump Seal Kit.....	7918	Pump Complete Rebuilding Kit.....	7910
Pump Drive Shaft Seal Kit.....	8709	Pump Seal Kit.....	7918
Stg. Gear Complete Rebuilding Kit.....	8522	Pump Drive Shaft Seal Kit.....	8709
Stg. Gear Major Seal Kit.....	8521	Stg. Gear Complete Rebuilding Kit.....	7858
Stg. Gear Input Shaft Seal Kit.....	8525	Stg. Gear Major Seal Kit.....	7860
Stg. Gear Complete Pitman Shaft Seal Kit.....	8766	Stg. Gear Input Shaft Seal Kit.....	7095
Stg. Gear Lower Pitman Shaft Seal Kit.....	7856	Stg. Gear Complete Pitman Shaft Seal Kit.....	8766
1986-1985		Stg. Gear Lower Pitman Shaft Seal Kit.....	7856
4-CYL. 2.5 L ENG.; V-6 4.3 L ENG.		1975	
Pump Complete Rebuilding Kit.....	8561	6-CYL. 250 ENG.; V-8 350 ENG.; V-8 400 ENG.; V-8 454 ENG.	
Pump Seal Kit.....	8554	Pump Complete Rebuilding Kit.....	7910
Pump Drive Shaft Seal Kit.....	8712	Pump Seal Kit.....	7918
Stg. Gear Complete Rebuilding Kit.....	8522	Pump Drive Shaft Seal Kit.....	8709
Stg. Gear Major Seal Kit.....	8521	Stg. Gear Complete Rebuilding Kit.....	7858
Stg. Gear Input Shaft Seal Kit.....	8525	Stg. Gear Major Seal Kit.....	7860
Stg. Gear Complete Pitman Shaft Seal Kit.....	8766	Stg. Gear Input Shaft Seal Kit.....	7095
Stg. Gear Lower Pitman Shaft Seal Kit.....	7856	Stg. Gear Complete Pitman Shaft Seal Kit.....	8766
SONOMA		Stg. Gear Lower Pitman Shaft Seal Kit.....	7856
1995-1994		1974	
4-CYL. 2.2 L ENG.		V-8 350 ENG.; V-8 400 ENG.; V-8 454 ENG.	
Pump Seal Kit.....	8624	Pump Complete Rebuilding Kit.....	7910
Pump Drive Shaft Seal Kit.....	8709	Pump Seal Kit.....	7918
Stg. Gear Complete Rebuilding Kit.....	8780	Pump Drive Shaft Seal Kit.....	8709
Stg. Gear Major Seal Kit.....	8625	Stg. Gear Complete Rebuilding Kit.....	7858
Stg. Gear Input Shaft Seal Kit.....	8525	Stg. Gear Major Seal Kit.....	7860
Stg. Gear Complete Pitman Shaft Seal Kit.....	8763	Stg. Gear Input Shaft Seal Kit.....	7095
Stg. Gear Lower Pitman Shaft Seal Kit.....	8717	Stg. Gear Complete Pitman Shaft Seal Kit.....	8766
V-6 4.3 L ENG.		Stg. Gear Lower Pitman Shaft Seal Kit.....	7856
Pump Complete Rebuilding Kit.....	7910	1973	
Pump Seal Kit.....	7918	V-8 307 ENG.; V-8 350 ENG.; V-8 454 ENG.	
Pump Drive Shaft Seal Kit.....	8709	Pump Complete Rebuilding Kit.....	7910
Stg. Gear Complete Rebuilding Kit.....	8780	Pump Seal Kit.....	7918
Stg. Gear Major Seal Kit.....	8625	Pump Drive Shaft Seal Kit.....	8709
Stg. Gear Input Shaft Seal Kit.....	8525	Stg. Gear Complete Rebuilding Kit.....	7858
Stg. Gear Complete Pitman Shaft Seal Kit.....	8763	Stg. Gear Major Seal Kit.....	7860
Stg. Gear Lower Pitman Shaft Seal Kit.....	8717	Stg. Gear Input Shaft Seal Kit.....	7095
1993-1991		Stg. Gear Complete Pitman Shaft Seal Kit.....	8766
4-CYL. 2.5 L ENG.		Stg. Gear Lower Pitman Shaft Seal Kit.....	7856
Pump Complete Rebuilding Kit.....	8561	1972-1971	
Pump Seal Kit.....	8554	6-CYL. 250 ENG.; V-8 307 ENG.; V-8 350 ENG.; V-8 402 ENG.; V-8 454 ENG.	
Pump Drive Shaft Seal Kit.....	8712	Pump Complete Rebuilding Kit.....	7910
Stg. Gear Complete Rebuilding Kit.....	8522	Pump Seal Kit.....	7918
Stg. Gear Major Seal Kit.....	8521	Pump Drive Shaft Seal Kit.....	8709
Stg. Gear Input Shaft Seal Kit.....	8525	Stg. Gear Complete Rebuilding Kit.....	7858
Stg. Gear Complete Pitman Shaft Seal Kit.....	8766	Stg. Gear Major Seal Kit.....	7860
Stg. Gear Lower Pitman Shaft Seal Kit.....	7856	Stg. Gear Input Shaft Seal Kit.....	7095
V-6 2.8 L ENG.; V-6 4.3 L ENG.		Stg. Gear Complete Pitman Shaft Seal Kit.....	8766
Pump Complete Rebuilding Kit.....	7910	Stg. Gear Lower Pitman Shaft Seal Kit.....	7856

SYSTEM PUMP & GEAR IDENT.

SYSTEM & COMPONENT IDENT.

PASS. CARS

LIGHT TRUCKS

MEDIUM/HEAVY TRUCKS

BUSES

HOSE NUMERICAL

REPAIR KITS

KIT NUMERICAL

ILLUSTRATIONS

☆ See Pages A14 - A15 For Pump or Gear Identification.

⊗ Packaged one bushing per box, order as required.

Power Steering Repair Kits for Passenger Cars and Light Trucks

	Application	Kit No.	Application	Kit No.
SYSTEM PUMP & GEAR IDENT.	GMC - Continued SPRINT - Continued 1972-1971 - Continued 6-CYL. 250 ENG.; V-8 307 ENG.; V-8 350 ENG.; V-8 402 ENG.; V-8 454 ENG. - Continued Stg. Gear Complete Pitman Shaft Seal Kit..... 8766 Stg. Gear Lower Pitman Shaft Seal Kit..... 7856		GMC - Continued SUBURBAN - Continued 1980 - Continued V-8 5.7 L ENG.; V-8 6.6 L ENG.; V-8 7.4 L ENG. - Continued Stg. Gear Complete Pitman Shaft Seal Kit..... 8766 Stg. Gear Lower Pitman Shaft Seal Kit..... 7856	
SYSTEM & COMPONENT IDENT.	SUBURBAN 1995-1994 V-8 5.7 L ENG.; V-8 6.5 L DIESEL ENG.; V-8 7.4 L ENG. Pump Complete Rebuilding Kit..... 7910 Pump Seal Kit..... 7918 Pump Drive Shaft Seal Kit..... 8709 Stg. Gear Complete Rebuilding Kit; 7200 G.V.W..... 8780 Stg. Gear Complete Rebuilding Kit; 8600 G.V.W. & Over..... 8781 Stg. Gear Major Seal Kit; 7200 G.V.W..... 8625 Stg. Gear Major Seal Kit; 8600 G.V.W. & Over..... 8716 Stg. Gear Input Shaft Seal Kit..... 8525 Stg. Gear Complete Pitman Shaft Seal Kit..... 8763 Stg. Gear Lower Pitman Shaft Seal Kit..... 8717		1979 6-CYL. 250 ENG.; 6-CYL. 292 ENG.; V-8 305 ENG.; V-8 350 ENG.; V-8 400 ENG.; V-8 454 ENG. Pump Complete Rebuilding Kit..... 7910 Pump Seal Kit..... 7918 Pump Drive Shaft Seal Kit..... 8709 Stg. Gear Complete Rebuilding Kit; 1st Design; W/Casting No. 7802644L..... 7857 Stg. Gear Complete Rebuilding Kit; 2nd Design; W/Casting No. 7802644..... 8524 Stg. Gear Major Seal Kit; 1st Design; W/Casting No. 7802644L..... 7859 Stg. Gear Major Seal Kit; 2nd Design; W/Casting No. 7802644..... 8523 Stg. Gear Input Shaft Seal Kit; 1st Design; W/Casting No. 7802644L..... 7095 Stg. Gear Input Shaft Seal Kit; 2nd Design; W/Casting No. 7802644..... 8525 Stg. Gear Complete Pitman Shaft Seal Kit..... 8766 Stg. Gear Lower Pitman Shaft Seal Kit..... 7856	
PASS. CARS	1993-1992 V-8 5.7 L ENG.; V-8 7.4 L ENG. Pump Complete Rebuilding Kit..... 7910 Pump Seal Kit..... 7918 Pump Drive Shaft Seal Kit..... 8709 Stg. Gear Complete Rebuilding Kit; 7200 G.V.W..... 8780 Stg. Gear Complete Rebuilding Kit; 8600 G.V.W. & Over..... 8781 Stg. Gear Major Seal Kit; 7200 G.V.W..... 8625 Stg. Gear Major Seal Kit; 8600 G.V.W. & Over..... 8716 Stg. Gear Input Shaft Seal Kit..... 8525 Stg. Gear Complete Pitman Shaft Seal Kit..... 8763 Stg. Gear Lower Pitman Shaft Seal Kit..... 8717		1978-1977 6-CYL. 250 ENG.; 6-CYL. 292 ENG.; V-8 305 ENG.; V-8 350 ENG.; V-8 400 ENG.; V-8 454 ENG. Pump Complete Rebuilding Kit..... 7910 Pump Seal Kit..... 7918 Pump Drive Shaft Seal Kit..... 8709 Stg. Gear Complete Rebuilding Kit..... 7857 Stg. Gear Major Seal Kit..... 7859 Stg. Gear Input Shaft Seal Kit..... 7095 Stg. Gear Complete Pitman Shaft Seal Kit..... 8766 Stg. Gear Lower Pitman Shaft Seal Kit..... 7856	
LIGHT TRUCKS	1991-1988 V-8 5.7 L ENG.; V-8 6.2 L DIESEL ENG.; V-8 7.4 L ENG. Pump Complete Rebuilding Kit..... 7910 Pump Seal Kit..... 7918 Pump Drive Shaft Seal Kit..... 8709 Stg. Gear Complete Rebuilding Kit..... 8524 Stg. Gear Major Seal Kit..... 8523 Stg. Gear Input Shaft Seal Kit..... 8525 Stg. Gear Complete Pitman Shaft Seal Kit..... 8766 Stg. Gear Lower Pitman Shaft Seal Kit..... 7856		1976-1975 6-CYL. 250 ENG.; 6-CYL. 292 ENG.; V-8 350 ENG.; V-8 400 ENG.; V-8 454 ENG. Pump Complete Rebuilding Kit..... 7910 Pump Seal Kit..... 7918 Pump Drive Shaft Seal Kit..... 8709 Stg. Gear Complete Rebuilding Kit..... 7857 Stg. Gear Major Seal Kit..... 7859 Stg. Gear Input Shaft Seal Kit..... 7095 Stg. Gear Complete Pitman Shaft Seal Kit..... 8766 Stg. Gear Lower Pitman Shaft Seal Kit..... 7856	
MEDIUM/HEAVY TRUCKS	1987-1982 V-8 5.0 L ENG.; V-8 5.7 L ENG.; V-8 6.2 L DIESEL ENG.; V-8 7.4 L ENG. Pump Complete Rebuilding Kit..... 7910 Pump Seal Kit..... 7918 Pump Drive Shaft Seal Kit..... 8709 Stg. Gear Complete Rebuilding Kit..... 8524 Stg. Gear Major Seal Kit..... 8523 Stg. Gear Input Shaft Seal Kit..... 8525 Stg. Gear Complete Pitman Shaft Seal Kit..... 8766 Stg. Gear Lower Pitman Shaft Seal Kit..... 7856		1974 6-CYL. 250 ENG.; 6-CYL. 292 ENG.; V-8 350 ENG.; V-8 454 ENG. Pump Complete Rebuilding Kit..... 7910 Pump Seal Kit..... 7918 Pump Drive Shaft Seal Kit..... 8709 Stg. Gear Complete Rebuilding Kit..... 7857 Stg. Gear Major Seal Kit..... 7859 Stg. Gear Input Shaft Seal Kit..... 7095 Stg. Gear Complete Pitman Shaft Seal Kit..... 8766 Stg. Gear Lower Pitman Shaft Seal Kit..... 7856	
BUSES	1981 V-8 5.0 L ENG.; V-8 5.7 L ENG.; V-8 7.4 L ENG. Pump Complete Rebuilding Kit..... 7910 Pump Seal Kit..... 7918 Pump Drive Shaft Seal Kit..... 8709 Stg. Gear Complete Rebuilding Kit..... 8524 Stg. Gear Major Seal Kit..... 8523 Stg. Gear Input Shaft Seal Kit..... 8525 Stg. Gear Complete Pitman Shaft Seal Kit..... 8766 Stg. Gear Lower Pitman Shaft Seal Kit..... 7856		1973 6-CYL. 250 ENG.; 6-CYL. 292 ENG.; V-8 307 ENG.; V-8 350 ENG.; V-8 454 ENG. Pump Complete Rebuilding Kit..... 7910 Pump Seal Kit..... 7918 Pump Drive Shaft Seal Kit..... 8709 Stg. Gear Complete Rebuilding Kit..... 7857 Stg. Gear Major Seal Kit..... 7859 Stg. Gear Input Shaft Seal Kit..... 7095 Stg. Gear Complete Pitman Shaft Seal Kit..... 8766 Stg. Gear Lower Pitman Shaft Seal Kit..... 7856	
HOSE NUMERICAL	1980 V-8 5.7 L ENG.; V-8 6.6 L ENG.; V-8 7.4 L ENG. Pump Complete Rebuilding Kit..... 7910 Pump Seal Kit..... 7918 Pump Drive Shaft Seal Kit..... 8709 Stg. Gear Complete Rebuilding Kit; 1st Design; W/Casting No. 7802644L..... 7857 Stg. Gear Complete Rebuilding Kit; 2nd Design; W/Casting No. 7802644..... 8524 Stg. Gear Major Seal Kit; 1st Design; W/Casting No. 7802644L..... 7859 Stg. Gear Major Seal Kit; 2nd Design; W/Casting No. 7802644..... 8523 Stg. Gear Input Shaft Seal Kit; 1st Design; W/Casting No. 7802644L..... 7095 Stg. Gear Input Shaft Seal Kit; 2nd Design; W/Casting No. 7802644..... 8525		1972-1971 6-CYL. 250 ENG.; 6-CYL. 292 ENG.; V-8 307 ENG.; V-8 350 ENG.; V-8 402 ENG. Pump Complete Rebuilding Kit..... 7910 Pump Seal Kit..... 7918 Pump Drive Shaft Seal Kit..... 8709 Stg. Gear Complete Rebuilding Kit..... 7857 Stg. Gear Major Seal Kit..... 7859 Stg. Gear Input Shaft Seal Kit..... 7095 Stg. Gear Complete Pitman Shaft Seal Kit..... 8766	
REPAIR KITS				
KIT NUMERICAL				
ILLUSTRATIONS				

☆ See Pages A14 - A15 For Pump or Gear Identification.

⊛ Packaged one bushing per box, order as required.

Power Steering Repair Kits for Passenger Cars and Light Trucks

Application	Kit No.	Application	Kit No.
GMC - Continued		GMC - Continued	
SUBURBAN - Continued		SYCLONE	
1972-1971 - Continued		1992-1991	
6-CYL. 250 ENG.; 6-CYL. 292 ENG.; V-8 307 ENG.; V-8 350 ENG.; V-8 402 ENG. - Continued		V-6 4.3 L ENG.	
Stg. Gear Lower Pitman Shaft Seal Kit.....	7856	Pump Complete Rebuilding Kit.....	7910
1970		Pump Seal Kit.....	7918
6-CYL. 250 ENG.; 6-CYL. 292 ENG.; V-8 307 ENG.; V-8 350 ENG.; V-8 396 ENG.		Pump Drive Shaft Seal Kit.....	8709
Pump Complete Rebuilding Kit.....	7910	Stg. Gear Complete Rebuilding Kit.....	8522
Pump Seal Kit.....	7918	Stg. Gear Major Seal Kit.....	8521
Pump Drive Shaft Seal Kit.....	8709	Stg. Gear Input Shaft Seal Kit.....	8525
Stg. Gear Complete Rebuilding Kit.....	7857	Stg. Gear Complete Pitman Shaft Seal Kit.....	8766
Stg. Gear Major Seal Kit.....	7859	Stg. Gear Lower Pitman Shaft Seal Kit.....	7856
Stg. Gear Input Shaft Seal Kit.....	7095	TYPHOON	
Stg. Gear Complete Pitman Shaft Seal Kit.....	8766	1993-1992	
Stg. Gear Lower Pitman Shaft Seal Kit.....	7856	V-6 4.3 L ENG.	
1969		Pump Complete Rebuilding Kit.....	
6-CYL. 250 ENG.; 6-CYL. 292 ENG.; V-6 305 ENG.; V-8 307 ENG.; V-8 350 ENG.; V-8 396 ENG.		7910	
Pump Complete Rebuilding Kit; W/Two-Raised Mounting Pads.....	7910	Pump Seal Kit.....	
Pump Seal Kit; W/One-Raised Mounting Pads.....	8755	7918	
Pump Seal Kit; W/Two-Raised Mounting Pads.....	7918	Pump Drive Shaft Seal Kit.....	
Pump Drive Shaft Seal Kit; W/One-Raised Mounting Pads.....	8711	8709	
Pump Drive Shaft Seal Kit; W/Two-Raised Mounting Pads.....	8709	Stg. Gear Complete Rebuilding Kit.....	
Stg. Gear Complete Rebuilding Kit.....	7857	7859	
Stg. Gear Major Seal Kit.....	7859	Stg. Gear Input Shaft Seal Kit.....	
Stg. Gear Input Shaft Seal Kit.....	7095	7095	
Stg. Gear Complete Pitman Shaft Seal Kit.....	8766	Stg. Gear Complete Pitman Shaft Seal Kit.....	
Stg. Gear Lower Pitman Shaft Seal Kit.....	7856	8766	
1968		Stg. Gear Lower Pitman Shaft Seal Kit.....	
6-CYL. 250 ENG.; 6-CYL. 292 ENG.; V-6 305 ENG.; V-8 307 ENG.; V-8 327 ENG.; V-8 396 ENG.		7856	
Pump Complete Rebuilding Kit; W/Two-Raised Mounting Pads.....	7910	YUKON	
Pump Seal Kit; W/One-Raised Mounting Pads.....	8755	1995-1994	
Pump Seal Kit; W/Two-Raised Mounting Pads.....	7918	V-8 5.7 L ENG.; V-8 6.5 L DIESEL ENG.	
Pump Drive Shaft Seal Kit; W/One-Raised Mounting Pads.....	8711	Pump Complete Rebuilding Kit.....	
Pump Drive Shaft Seal Kit; W/Two-Raised Mounting Pads.....	8709	7910	
Stg. Gear Complete Rebuilding Kit; W/Integral P.S.....	7857	Pump Seal Kit.....	
Stg. Gear Major Seal Kit; W/Integral P.S.....	7859	7918	
Stg. Gear Input Shaft Seal Kit; W/Integral P.S.....	7095	Pump Drive Shaft Seal Kit.....	
Stg. Gear Complete Pitman Shaft Seal Kit; W/Integral P.S.....	8766	8709	
Stg. Gear Lower Pitman Shaft Seal Kit; W/Integral P.S.....	7856	Stg. Gear Complete Rebuilding Kit; 7200 G.V.W.....	
Control Valve Seal Kit; W/Linkage System.....	7864	8780	
Power Cyl. Complete Rebuilding Kit; W/Linkage System.....	8537	Stg. Gear Complete Rebuilding Kit; 8600 G.V.W. & Over.....	
Power Cyl. Piston Rod Seal Kit; W/Linkage System.....	7906	8781	
1967		Stg. Gear Major Seal Kit; 7200 G.V.W.....	
6-CYL. 250 ENG.; 6-CYL. 292 ENG.; V-6 305 ENG.		8625	
Pump Complete Rebuilding Kit; W/Two-Raised Mounting Pads.....	7910	Stg. Gear Major Seal Kit; 8600 G.V.W. & Over.....	
Pump Seal Kit; W/One-Raised Mounting Pads.....	8755	8716	
Pump Seal Kit; W/Two-Raised Mounting Pads.....	7918	Stg. Gear Input Shaft Seal Kit.....	
Pump Drive Shaft Seal Kit; W/One-Raised Mounting Pads.....	8711	8525	
Pump Drive Shaft Seal Kit; W/Two-Raised Mounting Pads.....	8709	Stg. Gear Complete Pitman Shaft Seal Kit.....	
1966		8763	
6-CYL. 230 ENG.; 6-CYL. 250 ENG.; V-6 305 ENG.		Stg. Gear Lower Pitman Shaft Seal Kit.....	
Pump Complete Rebuilding Kit; W/Two-Raised Mounting Pads.....	7910	8717	
Pump Seal Kit; W/One-Raised Mounting Pads.....	8755	1993-1992	
Pump Seal Kit; W/Two-Raised Mounting Pads.....	7918	V-8 5.7 L ENG.	
Pump Drive Shaft Seal Kit; W/One-Raised Mounting Pads.....	8711	Pump Complete Rebuilding Kit.....	
Pump Drive Shaft Seal Kit; W/Two-Raised Mounting Pads.....	8709	7910	
1965-1964		Pump Seal Kit.....	
6-CYL. 230 ENG.; V-6 305 ENG.		7918	
Pump Complete Rebuilding Kit; W/Two-Raised Mounting Pads.....	7910	Pump Drive Shaft Seal Kit.....	
Pump Seal Kit; W/One-Raised Mounting Pads.....	8755	8709	
Pump Seal Kit; W/Two-Raised Mounting Pads.....	7918	Stg. Gear Complete Rebuilding Kit; 7200 G.V.W.....	
Pump Drive Shaft Seal Kit; W/One-Raised Mounting Pads.....	8711	8780	
Pump Drive Shaft Seal Kit; W/Two-Raised Mounting Pads.....	8709	Stg. Gear Complete Rebuilding Kit; 8600 G.V.W. & Over.....	
1963		8781	
V-6 305 ENG.		Stg. Gear Major Seal Kit; 7200 G.V.W.....	
Pump Complete Rebuilding Kit; W/Two-Raised Mounting Pads.....	7910	8625	
Pump Seal Kit; W/One-Raised Mounting Pads.....	8755	Stg. Gear Major Seal Kit; 8600 G.V.W. & Over.....	
Pump Seal Kit; W/Two-Raised Mounting Pads.....	7918	8716	
Pump Drive Shaft Seal Kit; W/One-Raised Mounting Pads.....	8711	Stg. Gear Input Shaft Seal Kit.....	
Pump Drive Shaft Seal Kit; W/Two-Raised Mounting Pads.....	8709	8525	
1963		Stg. Gear Complete Pitman Shaft Seal Kit.....	
V-6 305 ENG.		8763	
Pump Complete Rebuilding Kit; W/Two-Raised Mounting Pads.....	7910	Stg. Gear Lower Pitman Shaft Seal Kit.....	
Pump Seal Kit; W/One-Raised Mounting Pads.....	8755	8717	
Pump Seal Kit; W/Two-Raised Mounting Pads.....	7918	HONDA	
Pump Drive Shaft Seal Kit; W/One-Raised Mounting Pads.....	8711	ACCORD	
Pump Drive Shaft Seal Kit; W/Two-Raised Mounting Pads.....	8709	1995	
1963		4-CYL. 2.2 L ENG.; V-6 2.7 L ENG.	
V-6 305 ENG.		Pump Seal Kit.....	
Pump Complete Rebuilding Kit; W/Two-Raised Mounting Pads.....	7910	8718	
Pump Seal Kit; W/One-Raised Mounting Pads.....	8755	Rack & Pinion Seal Kit.....	
Pump Seal Kit; W/Two-Raised Mounting Pads.....	7918	8874	
Pump Drive Shaft Seal Kit; W/One-Raised Mounting Pads.....	8711	1994	
Pump Drive Shaft Seal Kit; W/Two-Raised Mounting Pads.....	8709	4-CYL. 2.2 L ENG.	
1963		Pump Seal Kit.....	
V-6 305 ENG.		8718	
Pump Complete Rebuilding Kit; W/Two-Raised Mounting Pads.....	7910	Rack & Pinion Seal Kit.....	
Pump Seal Kit; W/One-Raised Mounting Pads.....	8755	8874	
Pump Seal Kit; W/Two-Raised Mounting Pads.....	7918	1993-1990	
Pump Drive Shaft Seal Kit; W/One-Raised Mounting Pads.....	8711	4-CYL. 2.2 L ENG.	
Pump Drive Shaft Seal Kit; W/Two-Raised Mounting Pads.....	8709	Pump Seal Kit.....	
1963		8637	
V-6 305 ENG.		Rack & Pinion Seal Kit.....	
Pump Complete Rebuilding Kit; W/Two-Raised Mounting Pads.....	7910	8652	
Pump Seal Kit; W/One-Raised Mounting Pads.....	8755	1989-1986	
Pump Seal Kit; W/Two-Raised Mounting Pads.....	7918	4-CYL. 2.0 L ENG.	
Pump Drive Shaft Seal Kit; W/One-Raised Mounting Pads.....	8711	Pump Seal Kit.....	
Pump Drive Shaft Seal Kit; W/Two-Raised Mounting Pads.....	8709	8636	
1963		Rack & Pinion Seal Kit.....	
V-6 305 ENG.		8644	
Pump Complete Rebuilding Kit; W/Two-Raised Mounting Pads.....	7910	1985-1982	
Pump Seal Kit; W/One-Raised Mounting Pads.....	8755	4-CYL. 1.6 L ENG. (CANADA); 4-CYL. 1.8 L ENG.	
Pump Seal Kit; W/Two-Raised Mounting Pads.....	7918	Pump Seal Kit.....	
Pump Drive Shaft Seal Kit; W/One-Raised Mounting Pads.....	8711	8601	
Pump Drive Shaft Seal Kit; W/Two-Raised Mounting Pads.....	8709	Rack & Pinion Seal Kit.....	
1963		8649	

SYSTEM PUMP & GEAR IDENT.

SYSTEM & COMPONENT IDENT.

PASS. CARS

LIGHT TRUCKS

MEDIUM/HEAVY TRUCKS

BUSES

HOSE NUMERICAL

REPAIR KITS

KIT NUMERICAL

ILLUSTRATIONS

☆ See Pages A14 - A15 For Pump or Gear Identification.

⊗ Packaged one bushing per box, order as required.

Power Steering Repair Kits for Passenger Cars and Light Trucks

	Application	Kit No.	Application	Kit No.
SYSTEM PUMP & GEAR IDENT.	HONDA - Continued		HONDA - Continued	
	ACCORD - Continued		PRELUDE - Continued	
	1981-1980		1984-1983	
	4-CYL. 1.6 L ENG. (CANADA); 4-CYL. 1.8 L ENG.		4-CYL. 1.6 L ENG. (CANADA); 4-CYL. 1.8 L ENG.	
	Pump Seal Kit.....	8602	Pump Seal Kit.....	8601
	Rack & Pinion Seal Kit.....	8650	Rack & Pinion Seal Kit.....	8649
SYSTEM & COMPONENT IDENT.	1979		1982	
	4-CYL. 107 ENG.		4-CYL. 1.6 L ENG. (CANADA); 4-CYL. 1.8 L ENG.	
	Pump Seal Kit.....	8602	Pump Seal Kit.....	8601
	Rack & Pinion Seal Kit.....	8650	Rack & Pinion Seal Kit.....	8650
	1978		1981-1980	
	4-CYL. 98 ENG.		4-CYL. 1.6 L ENG. (CANADA); 4-CYL. 1.8 L ENG.	
	Pump Seal Kit.....	8602	Pump Seal Kit.....	8602
	Rack & Pinion Seal Kit.....	8650	Rack & Pinion Seal Kit.....	8650
PASS. CARS	CIVIC		1979	
	1995-1992		4-CYL. 107 ENG.	
	4-CYL. 1.5 L ENG.; 4-CYL. 1.6 L ENG.		Pump Seal Kit.....	
	Pump Seal Kit.....	8718	Rack & Pinion Seal Kit.....	
	Rack & Pinion Seal Kit.....	8875	8602	
	1991-1988		8650	
	4-CYL. 1.5 L ENG.; 4-CYL. 1.6 L ENG.		HYUNDAI	
	Pump Seal Kit.....	8638	ACCENT	
	Rack & Pinion Seal Kit.....	8645	1995	
LIGHT TRUCKS			4-CYL. 1.5 L ENG.	
			Pump Seal Kit.....	
			Rack & Pinion Seal Kit.....	
			8843	
			8886	
			ELANTRA	
			1995	
			4-CYL. 1.6 L ENG.; 4-CYL. 1.8 L ENG.	
			Pump Seal Kit.....	
			Rack & Pinion Seal Kit.....	
			8843	
			8884	
			1994-1993	
			4-CYL. 1.6 L ENG.; 4-CYL. 1.8 L ENG.	
			Pump Seal Kit.....	
			Rack & Pinion Seal Kit.....	
			8791	
			8884	
			1992	
			4-CYL. 1.6 L ENG.	
			Pump Seal Kit.....	
			Rack & Pinion Seal Kit; Jun. & Newer.....	
			Rack & Pinion Seal Kit; May & Older.....	
			8791	
			8884	
			8662	
			EXCEL	
			1994	
			4-CYL. 1.5 L ENG.	
			Pump Seal Kit.....	
			Rack & Pinion Seal Kit.....	
			8843	
			8662	
			1993-1990	
			4-CYL. 1.5 L ENG.	
			Pump Seal Kit.....	
			Rack & Pinion Seal Kit.....	
			8791	
			8662	
			1989-1986	
			4-CYL. 1.5 L ENG.	
			Pump Seal Kit.....	
			Rack & Pinion Seal Kit.....	
			8722	
			8662	
			SCOUPE	
			1995-1993	
			4-CYL. 1.5 L ENG.	
			Pump Seal Kit.....	
			Rack & Pinion Seal Kit.....	
			8843	
			8662	
			1992-1991	
			4-CYL. 1.5 L ENG.	
			Pump Seal Kit.....	
			Rack & Pinion Seal Kit; Models made in Japan.....	
			8791	
			8662	
			SONATA	
			1995-1994	
			4-CYL. 2.0 L ENG.; V-6 3.0 L ENG.	
			Pump Seal Kit.....	
			8843	

☆ See Pages A14 - A15 For Pump or Gear Identification.

⊗ Packaged one bushing per box, order as required.

Power Steering Repair Kits for Passenger Cars and Light Trucks

Application	Kit No.	Application	Kit No.
HYUNDAI - Continued		INTERNATIONAL - Continued	
SONATA - Continued		AM SERIES	
1995-1994 - Continued		1965-1963	
4-CYL. 2.0 L ENG.; V-6 3.0 L ENG. - Continued		6-CYL. 220 ENG.; 6-CYL. 240 ENG.	
Rack & Pinion Seal Kit.....	8876	Pump Seal Kit.....	8705
1993		1962	
4-CYL. 2.0 L ENG.; V-6 3.0 L ENG.		4-CYL. 91 ENG.; 6-CYL. 220 ENG.; 6-CYL. 240 ENG.	
Pump Seal Kit; Nov. 1 & Newer.....	8843	Pump Seal Kit.....	8705
Rack & Pinion Seal Kit.....	8662	B SERIES PICKUP	
1992		1967	
4-CYL. 2.0 L ENG.; V-6 3.0 L ENG.		4-CYL. 152 ENG.; 6-CYL. 240 ENG.; V-8 266 ENG.	
Rack & Pinion Seal Kit.....	8662	Pump Seal Kit.....	8705
1991-1990		C SERIES	
4-CYL. 2.4 L ENG.; V-6 3.0 L ENG.		1964	
Rack & Pinion Seal Kit.....	8661	4-CYL. 152 ENG.; 6-CYL. 240 ENG.; V-8 266 ENG.; V-8 304 ENG.	
1989		Pump Seal Kit.....	
4-CYL. 2.4 L ENG.		8705	
Rack & Pinion Seal Kit.....	8661	1963-1962	
INFINITI		6-CYL. 240 ENG.; V-8 266 ENG.	
G20		Pump Seal Kit.....	
1995-1991		8705	
4-CYL. 2.0 L ENG.		C SERIES PICKUP	
Pump Seal Kit.....	8830	1968	
Rack & Pinion Seal Kit.....	8888	6-CYL. 241 ENG.; V-8 266 ENG.	
J30		Pump Seal Kit.....	
1995-1993		8705	
V-6 3.0 L ENG.		CM SERIES	
Pump Seal Kit; W/4-Wheel Stg.....	8821	1965-1963	
Pump Seal Kit; W/O 4-Wheel Stg.....	8822	4-CYL. 152 ENG.; 6-CYL. 220 ENG.	
Rack & Pinion Seal Kit; W/2-Wheel Stg.....	8873	Pump Seal Kit.....	
M30		8705	
1991-1990		D SERIES	
V-6 3.0 L ENG.		1965	
Pump Seal Kit.....	8724	4-CYL. 152 ENG.; 6-CYL. 240 ENG.; V-8 266 ENG.; V-8 304 ENG.	
Rack & Pinion Seal Kit.....	8736	Pump Seal Kit.....	
Q45		8705	
1995		D SERIES PICKUP	
V-8 4.5 L ENG.		1970	
Pump Seal Kit; W/O 4-Wheel Stg.....	8844	6-CYL. 232 ENG.; 6-CYL. 241 ENG.	
Rack & Pinion Seal Kit; W/O 4-Wheel Stg.....	8873	Pump Complete Rebuilding Kit.....	
1994-1990		7900	
V-8 4.5 L ENG.		Pump Seal Kit.....	
Pump Seal Kit; W/4-Wheel Stg.....	8821	7898	
Pump Seal Kit; W/O 4-Wheel Stg.....	8844	Stg. Gear Complete Rebuilding Kit.....	
Rack & Pinion Seal Kit; W/O 4-Wheel Stg.....	8873	7858	
INTERNATIONAL		Stg. Gear Major Seal Kit.....	
A SERIES PICKUP		7860	
1967		Stg. Gear Input Shaft Seal Kit.....	
4-CYL. 152 ENG.		7095	
Pump Seal Kit.....	8705	Stg. Gear Complete Pitman Shaft Seal Kit.....	
1966		8766	
4-CYL. 152 ENG.; 6-CYL. 240 ENG.; V-8 266 ENG.; V-8 304 ENG.		Stg. Gear Lower Pitman Shaft Seal Kit.....	
Pump Seal Kit.....	8705	7856	
AB SERIES		V-8 266 ENG.; V-8 304 ENG.	
1965-1962		Pump Seal Kit.....	
6-CYL. 220 ENG.; 6-CYL. 240 ENG.		8754	
Pump Seal Kit.....	8705	Pump Drive Shaft Seal Kit.....	
INTERNATIONAL		8709	
A SERIES PICKUP		Stg. Gear Complete Rebuilding Kit.....	
1967		7858	
4-CYL. 152 ENG.		Stg. Gear Major Seal Kit.....	
Pump Seal Kit.....	8705	7860	
1966		Stg. Gear Input Shaft Seal Kit.....	
4-CYL. 152 ENG.; 6-CYL. 240 ENG.; V-8 266 ENG.; V-8 304 ENG.		7095	
Pump Seal Kit.....	8705	Stg. Gear Complete Pitman Shaft Seal Kit.....	
AB SERIES		8766	
1965-1962		Stg. Gear Lower Pitman Shaft Seal Kit.....	
6-CYL. 220 ENG.; 6-CYL. 240 ENG.		7856	
Pump Seal Kit.....	8705	V-8 266 ENG.; V-8 304 ENG.	
INTERNATIONAL		Pump Seal Kit.....	
A SERIES PICKUP		8754	
1967		Pump Drive Shaft Seal Kit.....	
4-CYL. 152 ENG.		8709	
Pump Seal Kit.....	8705	Stg. Gear Complete Rebuilding Kit.....	
1966		7858	
4-CYL. 152 ENG.; 6-CYL. 240 ENG.; V-8 266 ENG.; V-8 304 ENG.		Stg. Gear Major Seal Kit.....	
Pump Seal Kit.....	8705	7860	
AB SERIES		Stg. Gear Input Shaft Seal Kit.....	
1965-1962		7095	
6-CYL. 220 ENG.; 6-CYL. 240 ENG.		Stg. Gear Complete Pitman Shaft Seal Kit.....	
Pump Seal Kit.....	8705	8766	
INTERNATIONAL		Stg. Gear Lower Pitman Shaft Seal Kit.....	
A SERIES PICKUP		7856	
1967		1969	
4-CYL. 152 ENG.		6-CYL. 232 ENG.; 6-CYL. 241 ENG.; 6-CYL. 265 ENG.	
Pump Seal Kit.....	8705	Pump Complete Rebuilding Kit.....	
1966		7900	
4-CYL. 152 ENG.; 6-CYL. 240 ENG.; V-8 266 ENG.; V-8 304 ENG.		Pump Seal Kit.....	
Pump Seal Kit.....	8705	7898	
AB SERIES		Stg. Gear Complete Rebuilding Kit.....	
1965-1962		7858	
6-CYL. 220 ENG.; 6-CYL. 240 ENG.		Stg. Gear Major Seal Kit.....	
Pump Seal Kit.....	8705	7860	
INTERNATIONAL		Stg. Gear Input Shaft Seal Kit.....	
A SERIES PICKUP		7095	
1967		Stg. Gear Complete Pitman Shaft Seal Kit.....	
4-CYL. 152 ENG.		8766	
Pump Seal Kit.....	8705	Stg. Gear Lower Pitman Shaft Seal Kit.....	
1966		7856	
4-CYL. 152 ENG.; 6-CYL. 240 ENG.; V-8 266 ENG.; V-8 304 ENG.		V-8 266 ENG.; V-8 304 ENG.	
Pump Seal Kit.....	8705	Pump Seal Kit.....	
AB SERIES		8754	
1965-1962		Pump Drive Shaft Seal Kit.....	
6-CYL. 220 ENG.; 6-CYL. 240 ENG.		8709	
Pump Seal Kit.....	8705	Stg. Gear Complete Rebuilding Kit.....	
INTERNATIONAL		7858	
A SERIES PICKUP		Stg. Gear Major Seal Kit.....	
1967		7860	
4-CYL. 152 ENG.		Stg. Gear Input Shaft Seal Kit.....	
Pump Seal Kit.....	8705	7095	
1966		Stg. Gear Complete Pitman Shaft Seal Kit.....	
4-CYL. 152 ENG.; 6-CYL. 240 ENG.; V-8 266 ENG.; V-8 304 ENG.		8766	
Pump Seal Kit.....	8705	Stg. Gear Lower Pitman Shaft Seal Kit.....	
AB SERIES		7856	
1965-1962		V-8 266 ENG.; V-8 304 ENG.	
6-CYL. 220 ENG.; 6-CYL. 240 ENG.		Pump Seal Kit.....	
Pump Seal Kit.....	8705	8754	
INTERNATIONAL		Pump Drive Shaft Seal Kit.....	
A SERIES PICKUP		8709	
1967		Stg. Gear Complete Rebuilding Kit.....	
4-CYL. 152 ENG.		7858	
Pump Seal Kit.....	8705	Stg. Gear Major Seal Kit.....	
1966		7860	
4-CYL. 152 ENG.; 6-CYL. 240 ENG.; V-8 266 ENG.; V-8 304 ENG.		Stg. Gear Input Shaft Seal Kit.....	
Pump Seal Kit.....	8705	7095	
AB SERIES		Stg. Gear Complete Pitman Shaft Seal Kit.....	
1965-1962		8766	
6-CYL. 220 ENG.; 6-CYL. 240 ENG.		Stg. Gear Lower Pitman Shaft Seal Kit.....	
Pump Seal Kit.....	8705	7856	

SYSTEM PUMP & GEAR IDENT.

SYSTEM & COMPONENT IDENT.

PASS. CARS

LIGHT TRUCKS

MEDIUM/HEAVY TRUCKS

BUSES

HOSE NUMERICAL

REPAIR KITS

KIT NUMERICAL

ILLUSTRATIONS

☆ See Pages A14 - A15 For Pump or Gear Identification.

⊗ Packaged one bushing per box, order as required.

Power Steering Repair Kits for Passenger Cars and Light Trucks

	Application	Kit No.	Application	Kit No.	
SYSTEM PUMP & GEAR IDENT.	INTERNATIONAL - Continued		INTERNATIONAL - Continued		
	MHC1310		SCOUT - Continued		
	1975		1970-1969		
	6-CYL. 258 ENG.; 6-CYL. 304 ENG.		4-CYL. 152 ENG.; 4-CYL. 196 ENG.; V-8 304 ENG.		
		Pump Complete Rebuilding Kit.....	7900	Pump Complete Rebuilding Kit.....	7910
		Pump Seal Kit.....	7898	Pump Seal Kit.....	7918
	V-8 304 ENG.			Pump Drive Shaft Seal Kit.....	8709
		Pump Seal Kit.....	8754	Stg. Gear Complete Rebuilding Kit.....	7858
		Pump Drive Shaft Seal Kit.....	8709	Stg. Gear Major Seal Kit.....	7860
	1974			Stg. Gear Input Shaft Seal Kit.....	7095
	6-CYL. 258 ENG.			Stg. Gear Complete Pitman Shaft Seal Kit.....	8766
		Pump Complete Rebuilding Kit.....	7900	Stg. Gear Lower Pitman Shaft Seal Kit.....	7856
		Pump Seal Kit.....	7898		
	V-8 304 ENG.			SCOUT II	
		Pump Seal Kit.....	8754	1980	
	Pump Drive Shaft Seal Kit.....	8709	4-CYL. 3.2 L ENG.; 6-CYL. 3.2 L DIESEL ENG.; V-8 5.0 L ENG.; V-8 5.6 L ENG.		
MS1210			Pump Complete Rebuilding Kit.....	7910	
1975			Pump Seal Kit.....	7918	
V-8 345 ENG.; V-8 392 ENG.			Pump Drive Shaft Seal Kit.....	8709	
	Pump Complete Rebuilding Kit.....	7910	Stg. Gear Complete Rebuilding Kit; W/13/16" Input Shaft.....	7858	
	Pump Seal Kit.....	7918	Stg. Gear Complete Rebuilding Kit; W/3/4" Input Shaft.....	8522	
	Pump Drive Shaft Seal Kit.....	8709	Stg. Gear Major Seal Kit; W/13/16" Input Shaft.....	7860	
	Stg. Gear Complete Rebuilding Kit.....	7857	Stg. Gear Major Seal Kit; W/3/4" Input Shaft.....	8521	
	Stg. Gear Major Seal Kit.....	7859	Stg. Gear Input Shaft Seal Kit; W/13/16" Input Shaft.....	7095	
	Stg. Gear Input Shaft Seal Kit.....	7095	Stg. Gear Input Shaft Seal Kit; W/3/4" Input Shaft.....	8525	
	Stg. Gear Complete Pitman Shaft Seal Kit.....	8766	Stg. Gear Complete Pitman Shaft Seal Kit.....	8766	
	Stg. Gear Lower Pitman Shaft Seal Kit.....	7856	Stg. Gear Lower Pitman Shaft Seal Kit.....	7856	
1974			1979-1976		
6-CYL. 258 ENG.			4-CYL. 196 ENG.; 6-CYL. 198 DIESEL ENG.; V-8 304 ENG.; V-8 345 ENG.		
	Pump Complete Rebuilding Kit.....	7900	Pump Complete Rebuilding Kit.....	7910	
	Pump Seal Kit.....	7898	Pump Seal Kit.....	7918	
	Stg. Gear Complete Rebuilding Kit.....	7857	Pump Drive Shaft Seal Kit.....	8709	
	Stg. Gear Major Seal Kit.....	7859	Stg. Gear Complete Rebuilding Kit; W/13/16" Input Shaft.....	7858	
	Stg. Gear Input Shaft Seal Kit.....	7095	Stg. Gear Complete Rebuilding Kit; W/3/4" Input Shaft.....	8522	
	Stg. Gear Complete Pitman Shaft Seal Kit.....	8766	Stg. Gear Major Seal Kit; W/13/16" Input Shaft.....	7860	
	Stg. Gear Lower Pitman Shaft Seal Kit.....	7856	Stg. Gear Major Seal Kit; W/3/4" Input Shaft.....	8521	
V-8 304 ENG.; V-8 345 ENG.			Stg. Gear Input Shaft Seal Kit; W/13/16" Input Shaft.....	7095	
	Pump Seal Kit.....	8754	Stg. Gear Input Shaft Seal Kit; W/3/4" Input Shaft.....	8525	
	Pump Drive Shaft Seal Kit.....	8709	Stg. Gear Complete Pitman Shaft Seal Kit.....	8766	
	Stg. Gear Complete Rebuilding Kit.....	7857	Stg. Gear Lower Pitman Shaft Seal Kit.....	7856	
	Stg. Gear Major Seal Kit.....	7859			
	Stg. Gear Input Shaft Seal Kit.....	7095	1975		
	Stg. Gear Complete Pitman Shaft Seal Kit.....	8766	4-CYL. 196 ENG.; V-8 304 ENG.; V-8 345 ENG.		
	Stg. Gear Lower Pitman Shaft Seal Kit.....	7856	Pump Complete Rebuilding Kit.....	7910	
1973			Pump Seal Kit.....	7918	
6-CYL. 258 ENG.			Pump Drive Shaft Seal Kit.....	8709	
	Pump Complete Rebuilding Kit.....	7900	Stg. Gear Complete Rebuilding Kit.....	7858	
	Pump Seal Kit.....	7898	Stg. Gear Major Seal Kit.....	7860	
	Stg. Gear Complete Rebuilding Kit.....	7857	Stg. Gear Input Shaft Seal Kit.....	7095	
	Stg. Gear Major Seal Kit.....	7859	Stg. Gear Complete Pitman Shaft Seal Kit.....	8766	
	Stg. Gear Input Shaft Seal Kit.....	7095	Stg. Gear Lower Pitman Shaft Seal Kit.....	7856	
	Stg. Gear Complete Pitman Shaft Seal Kit.....	8766			
	Stg. Gear Lower Pitman Shaft Seal Kit.....	7856	1974-1973		
V-8 304 ENG.; V-8 345 ENG.			4-CYL. 196 ENG.; V-8 304 ENG.; V-8 345 ENG.		
	Pump Complete Rebuilding Kit.....	7910	Pump Complete Rebuilding Kit.....	7910	
	Pump Seal Kit.....	7918	Pump Seal Kit.....	7918	
	Pump Drive Shaft Seal Kit.....	8709	Pump Drive Shaft Seal Kit.....	8709	
	Stg. Gear Complete Rebuilding Kit.....	7857	Stg. Gear Complete Rebuilding Kit.....	7858	
	Stg. Gear Major Seal Kit.....	7859	Stg. Gear Major Seal Kit.....	7860	
	Stg. Gear Input Shaft Seal Kit.....	7095	Stg. Gear Input Shaft Seal Kit.....	7095	
	Stg. Gear Complete Pitman Shaft Seal Kit.....	8766	Stg. Gear Complete Pitman Shaft Seal Kit.....	8766	
	Stg. Gear Lower Pitman Shaft Seal Kit.....	7856	Stg. Gear Lower Pitman Shaft Seal Kit.....	7856	
REPAIR KITS			6-CYL. 258 ENG.		
KIT NUMERICAL			Pump Complete Rebuilding Kit.....	7900	
			Pump Seal Kit.....	7898	
			Stg. Gear Complete Rebuilding Kit.....	7857	
			Stg. Gear Major Seal Kit.....	7859	
			Stg. Gear Input Shaft Seal Kit.....	7095	
			Stg. Gear Complete Pitman Shaft Seal Kit.....	8766	
			Stg. Gear Lower Pitman Shaft Seal Kit.....	7856	
			SCOUT		
			1971		
			4-CYL. 196 ENG.; V-8 304 ENG.		
	Pump Complete Rebuilding Kit.....	7910	Pump Complete Rebuilding Kit.....	7910	
	Pump Seal Kit.....	7918	Pump Seal Kit.....	7918	
	Pump Drive Shaft Seal Kit.....	8709	Pump Drive Shaft Seal Kit.....	8709	
	Stg. Gear Complete Rebuilding Kit.....	7858	Stg. Gear Complete Rebuilding Kit.....	7858	
	Stg. Gear Major Seal Kit.....	7860	Stg. Gear Major Seal Kit.....	7860	
	Stg. Gear Input Shaft Seal Kit.....	7095	Stg. Gear Input Shaft Seal Kit.....	7095	
	Stg. Gear Complete Pitman Shaft Seal Kit.....	8766	Stg. Gear Complete Pitman Shaft Seal Kit.....	8766	
	Stg. Gear Lower Pitman Shaft Seal Kit.....	7856	Stg. Gear Lower Pitman Shaft Seal Kit.....	7856	
			1972		
			4-CYL. 196 ENG.; V-8 304 ENG.; V-8 345 ENG.		
	Pump Complete Rebuilding Kit.....	7910	Pump Complete Rebuilding Kit.....	7910	
	Pump Seal Kit.....	7918	Pump Seal Kit.....	7918	
	Pump Drive Shaft Seal Kit.....	8709	Pump Drive Shaft Seal Kit.....	8709	
	Stg. Gear Complete Rebuilding Kit.....	7858	Stg. Gear Complete Rebuilding Kit.....	7858	
	Stg. Gear Major Seal Kit.....	7860	Stg. Gear Major Seal Kit.....	7860	
	Stg. Gear Input Shaft Seal Kit.....	7095	Stg. Gear Input Shaft Seal Kit.....	7095	
	Stg. Gear Complete Pitman Shaft Seal Kit.....	8766	Stg. Gear Complete Pitman Shaft Seal Kit.....	8766	
	Stg. Gear Lower Pitman Shaft Seal Kit.....	7856	Stg. Gear Lower Pitman Shaft Seal Kit.....	7856	

☆ See Pages A14 - A15 For Pump or Gear Identification.

⊗ Packaged one bushing per box, order as required.

Power Steering Repair Kits for Passenger Cars and Light Trucks

Application	Kit No.	Application	Kit No.
INTERNATIONAL - Continued		INTERNATIONAL - Continued	
SCOUT II - Continued		200	
1972 - Continued		1975	
4-CYL. 196 ENG.; V-8 304 ENG.; V-8 345 ENG. - Continued		V-8 304 ENG.; V-8 345 ENG.; V-8 392 ENG.	
Stg. Gear Input Shaft Seal Kit.....	7095	Pump Seal Kit.....	8754
Stg. Gear Complete Pitman Shaft Seal Kit.....	8766	Pump Drive Shaft Seal Kit.....	8709
Stg. Gear Lower Pitman Shaft Seal Kit.....	7856	Stg. Gear Complete Rebuilding Kit.....	7857
6-CYL. 232 ENG.		Stg. Gear Major Seal Kit.....	7859
Pump Complete Rebuilding Kit.....	7900	Stg. Gear Input Shaft Seal Kit.....	7095
Pump Seal Kit.....	7898	Stg. Gear Complete Pitman Shaft Seal Kit.....	8766
Stg. Gear Complete Rebuilding Kit.....	7858	Stg. Gear Lower Pitman Shaft Seal Kit.....	7856
Stg. Gear Major Seal Kit.....	7860	1974	
Stg. Gear Input Shaft Seal Kit.....	7095	6-CYL. 258 ENG.	
Stg. Gear Complete Pitman Shaft Seal Kit.....	8766	Pump Complete Rebuilding Kit.....	7900
Stg. Gear Lower Pitman Shaft Seal Kit.....	7856	Pump Seal Kit.....	7898
1971		Stg. Gear Complete Rebuilding Kit.....	7857
4-CYL. 196 ENG.; V-8 304 ENG.; V-8 345 ENG.		Stg. Gear Major Seal Kit.....	7859
Pump Complete Rebuilding Kit.....	7910	Stg. Gear Input Shaft Seal Kit.....	7095
Pump Seal Kit.....	7918	Stg. Gear Complete Pitman Shaft Seal Kit.....	8766
Pump Drive Shaft Seal Kit.....	8709	Stg. Gear Lower Pitman Shaft Seal Kit.....	7856
Stg. Gear Complete Rebuilding Kit.....	7858	V-8 304 ENG.; V-8 345 ENG.; V-8 392 ENG.	
Stg. Gear Major Seal Kit.....	7860	Pump Seal Kit.....	8754
Stg. Gear Input Shaft Seal Kit.....	7095	Pump Drive Shaft Seal Kit.....	8709
Stg. Gear Complete Pitman Shaft Seal Kit.....	8766	Stg. Gear Complete Rebuilding Kit.....	7857
Stg. Gear Lower Pitman Shaft Seal Kit.....	7856	Stg. Gear Major Seal Kit.....	7859
6-CYL. 232 ENG.		Stg. Gear Input Shaft Seal Kit.....	7095
Pump Complete Rebuilding Kit; W/Saginaw P.S. Pump; ☆B.....	7910	Stg. Gear Complete Pitman Shaft Seal Kit.....	8766
Pump Seal Kit; W/Saginaw P.S. Pump; ☆B.....	7918	Stg. Gear Lower Pitman Shaft Seal Kit.....	7856
Pump Drive Shaft Seal Kit; W/Saginaw P.S. Pump; ☆B.....	8709	1010	
Stg. Gear Complete Rebuilding Kit; W/Saginaw P.S. Pump; ☆B.....	7858	1973-1972	
Stg. Gear Major Seal Kit; W/Saginaw P.S. Pump; ☆B.....	7860	6-CYL. 258 ENG.	
Stg. Gear Input Shaft Seal Kit; W/Saginaw P.S. Pump; ☆B.....	7095	Pump Complete Rebuilding Kit.....	7900
Stg. Gear Complete Pitman Shaft Seal Kit; W/Saginaw P.S. Pump; ☆B.....	8766	Pump Seal Kit.....	7898
Stg. Gear Lower Pitman Shaft Seal Kit; W/Saginaw P.S. Pump; ☆B.....	7856	Stg. Gear Complete Rebuilding Kit.....	7858
100		Stg. Gear Major Seal Kit.....	7860
1974		Stg. Gear Input Shaft Seal Kit.....	7095
6-CYL. 258 ENG.		Stg. Gear Complete Pitman Shaft Seal Kit.....	8766
Pump Complete Rebuilding Kit.....	7900	Stg. Gear Lower Pitman Shaft Seal Kit.....	7856
Pump Seal Kit.....	7898	V-8 304 ENG.; V-8 345 ENG.; V-8 392 ENG.	
Stg. Gear Complete Rebuilding Kit.....	7858	Pump Seal Kit.....	8754
Stg. Gear Major Seal Kit.....	7860	Pump Drive Shaft Seal Kit.....	8709
Stg. Gear Input Shaft Seal Kit.....	7095	Stg. Gear Complete Rebuilding Kit.....	7858
Stg. Gear Complete Pitman Shaft Seal Kit.....	8766	Stg. Gear Major Seal Kit.....	7860
Stg. Gear Lower Pitman Shaft Seal Kit.....	7856	Stg. Gear Input Shaft Seal Kit.....	7095
V-8 304 ENG.; V-8 345 ENG.; V-8 392 ENG.		Stg. Gear Complete Pitman Shaft Seal Kit.....	8766
Pump Seal Kit.....	8754	Stg. Gear Lower Pitman Shaft Seal Kit.....	7856
Pump Drive Shaft Seal Kit.....	8709	1971	
Stg. Gear Complete Rebuilding Kit.....	7858	6-CYL. 232 ENG.	
Stg. Gear Major Seal Kit.....	7860	Pump Complete Rebuilding Kit.....	7900
Stg. Gear Input Shaft Seal Kit.....	7095	Pump Seal Kit.....	7898
Stg. Gear Complete Pitman Shaft Seal Kit.....	8766	Stg. Gear Complete Rebuilding Kit.....	7858
Stg. Gear Lower Pitman Shaft Seal Kit.....	7856	Stg. Gear Major Seal Kit.....	7860
V-8 400 ENG.		Stg. Gear Input Shaft Seal Kit.....	7095
Pump Complete Rebuilding Kit.....	7910	Stg. Gear Complete Pitman Shaft Seal Kit.....	8766
Pump Seal Kit.....	7918	Stg. Gear Lower Pitman Shaft Seal Kit.....	7856
Pump Drive Shaft Seal Kit.....	8709	V-8 304 ENG.; V-8 345 ENG.	
Stg. Gear Complete Rebuilding Kit.....	7858	Pump Seal Kit.....	8754
Stg. Gear Major Seal Kit.....	7860	Pump Drive Shaft Seal Kit.....	8709
Stg. Gear Input Shaft Seal Kit.....	7095	Stg. Gear Complete Rebuilding Kit.....	7858
Stg. Gear Complete Pitman Shaft Seal Kit.....	8766	Stg. Gear Major Seal Kit.....	7860
Stg. Gear Lower Pitman Shaft Seal Kit.....	7856	Stg. Gear Input Shaft Seal Kit.....	7095
150		Stg. Gear Complete Pitman Shaft Seal Kit.....	8766
1975		Stg. Gear Lower Pitman Shaft Seal Kit.....	7856
V-8 304 ENG.; V-8 345 ENG.; V-8 392 ENG.		1110	
Pump Seal Kit.....	8754	1973-1972	
Pump Drive Shaft Seal Kit.....	8709	6-CYL. 258 ENG.	
Stg. Gear Complete Rebuilding Kit.....	7858	Pump Complete Rebuilding Kit.....	7900
Stg. Gear Major Seal Kit.....	7860	Pump Seal Kit.....	7898
Stg. Gear Input Shaft Seal Kit.....	7095	Stg. Gear Complete Rebuilding Kit.....	7857
Stg. Gear Complete Pitman Shaft Seal Kit.....	8766	Stg. Gear Major Seal Kit.....	7859
Stg. Gear Lower Pitman Shaft Seal Kit.....	7856	Stg. Gear Input Shaft Seal Kit.....	7095
1975		Stg. Gear Complete Pitman Shaft Seal Kit.....	8766
V-8 304 ENG.; V-8 345 ENG.; V-8 392 ENG.		Stg. Gear Lower Pitman Shaft Seal Kit.....	7856
Pump Seal Kit.....	8754	V-8 304 ENG.; V-8 345 ENG.; V-8 392 ENG.	
Pump Drive Shaft Seal Kit.....	8709	Pump Seal Kit.....	8754
Stg. Gear Complete Rebuilding Kit.....	7858		
Stg. Gear Major Seal Kit.....	7860		
Stg. Gear Input Shaft Seal Kit.....	7095		
Stg. Gear Complete Pitman Shaft Seal Kit.....	8766		
Stg. Gear Lower Pitman Shaft Seal Kit.....	7856		

SYSTEM PUMP & GEAR IDENT.

SYSTEM & COMPONENT IDENT.

PASS. CARS

LIGHT TRUCKS

MEDIUM/HEAVY TRUCKS

BUSES

HOSE NUMERICAL

REPAIR KITS

KIT NUMERICAL

ILLUSTRATIONS

☆ See Pages A14 - A15 For Pump or Gear Identification.

⊙ Packaged one bushing per box, order as required.

Power Steering Repair Kits for Passenger Cars and Light Trucks

	Application	Kit No.	Application	Kit No.
SYSTEM PUMP & GEAR IDENT.	INTERNATIONAL - Continued		INTERNATIONAL - Continued	
	1110 - Continued		1210 - Continued	
	1973-1972 - Continued		1971 - Continued	
	V-8 304 ENG.; V-8 345 ENG.; V-8 392 ENG. - Continued		V-8 304 ENG. - Continued	
	Pump Drive Shaft Seal Kit.....	8709	Stg. Gear Major Seal Kit.....	7859
	Stg. Gear Complete Rebuilding Kit.....	7857	Stg. Gear Input Shaft Seal Kit.....	7095
	Stg. Gear Major Seal Kit.....	7859	Stg. Gear Complete Pitman Shaft Seal Kit.....	8766
	Stg. Gear Input Shaft Seal Kit.....	7095	Stg. Gear Lower Pitman Shaft Seal Kit.....	7856
	Stg. Gear Complete Pitman Shaft Seal Kit.....	8766		
	Stg. Gear Lower Pitman Shaft Seal Kit.....	7856		
	1971		1310	
	6-CYL. 232 ENG.		1973-1972	
	Pump Complete Rebuilding Kit.....	7900	6-CYL. 258 ENG.	
	Pump Seal Kit.....	7898	Pump Complete Rebuilding Kit.....	7900
	Stg. Gear Complete Rebuilding Kit.....	7858	Pump Seal Kit.....	7898
	Stg. Gear Major Seal Kit.....	7860	Stg. Gear Complete Rebuilding Kit.....	7857
	Stg. Gear Input Shaft Seal Kit.....	7095	Stg. Gear Major Seal Kit.....	7859
	Stg. Gear Complete Pitman Shaft Seal Kit.....	8766	Stg. Gear Input Shaft Seal Kit.....	7095
	Stg. Gear Lower Pitman Shaft Seal Kit.....	7856	Stg. Gear Complete Pitman Shaft Seal Kit.....	8766
			Stg. Gear Lower Pitman Shaft Seal Kit.....	7856
	V-8 304 ENG.; V-8 345 ENG.		V-8 304 ENG.; V-8 345 ENG.; V-8 392 ENG.	
	Pump Seal Kit.....	8754	Pump Seal Kit.....	8754
	Pump Drive Shaft Seal Kit.....	8709	Pump Drive Shaft Seal Kit.....	8709
	Stg. Gear Complete Rebuilding Kit.....	7858	Stg. Gear Complete Rebuilding Kit.....	7857
	Stg. Gear Major Seal Kit.....	7860	Stg. Gear Major Seal Kit.....	7859
	Stg. Gear Input Shaft Seal Kit.....	7095	Stg. Gear Input Shaft Seal Kit.....	7095
	Stg. Gear Complete Pitman Shaft Seal Kit.....	8766	Stg. Gear Complete Pitman Shaft Seal Kit.....	8766
	Stg. Gear Lower Pitman Shaft Seal Kit.....	7856	Stg. Gear Lower Pitman Shaft Seal Kit.....	7856
	1210			
	1973		1971	
	6-CYL. 258 ENG.		6-CYL. 232 ENG.	
	Pump Complete Rebuilding Kit.....	7900	Pump Complete Rebuilding Kit.....	7900
	Pump Seal Kit.....	7898	Pump Seal Kit.....	7898
	Stg. Gear Complete Rebuilding Kit.....	7857	Stg. Gear Complete Rebuilding Kit.....	7857
	Stg. Gear Major Seal Kit.....	7859	Stg. Gear Major Seal Kit.....	7859
	Stg. Gear Input Shaft Seal Kit.....	7095	Stg. Gear Input Shaft Seal Kit.....	7095
	Stg. Gear Complete Pitman Shaft Seal Kit.....	8766	Stg. Gear Complete Pitman Shaft Seal Kit.....	8766
	Stg. Gear Lower Pitman Shaft Seal Kit.....	7856	Stg. Gear Lower Pitman Shaft Seal Kit.....	7856
	V-8 304 ENG.; V-8 345 ENG.; V-8 392 ENG.		V-8 304 ENG.	
	Pump Complete Rebuilding Kit.....	7910	Pump Seal Kit.....	8754
	Pump Seal Kit.....	7918	Pump Drive Shaft Seal Kit.....	8709
	Pump Drive Shaft Seal Kit.....	8709	Stg. Gear Complete Rebuilding Kit.....	7857
	Stg. Gear Complete Rebuilding Kit.....	7857	Stg. Gear Major Seal Kit.....	7859
	Stg. Gear Major Seal Kit.....	7859	Stg. Gear Input Shaft Seal Kit.....	7095
	Stg. Gear Input Shaft Seal Kit.....	7095	Stg. Gear Complete Pitman Shaft Seal Kit.....	8766
	Stg. Gear Complete Pitman Shaft Seal Kit.....	8766	Stg. Gear Lower Pitman Shaft Seal Kit.....	7856
	Stg. Gear Lower Pitman Shaft Seal Kit.....	7856		
	1972		ISUZU	
	6-CYL. 258 ENG.		AMIGO	
	Pump Complete Rebuilding Kit.....	7900	1994	
	Pump Seal Kit.....	7898	4-CYL. 2.6 L ENG.	
	Stg. Gear Complete Rebuilding Kit.....	7857	Pump Seal Kit.....	8895
	Stg. Gear Major Seal Kit.....	7859	Stg. Gear Major Seal Kit.....	8850
	Stg. Gear Input Shaft Seal Kit.....	7095		
	Stg. Gear Complete Pitman Shaft Seal Kit.....	8766	1993-1989	
	Stg. Gear Lower Pitman Shaft Seal Kit.....	7856	4-CYL. 2.3 L ENG.; 4-CYL. 2.6 L ENG.	
	V-8 304 ENG.; V-8 345 ENG.; V-8 392 ENG.		Pump Seal Kit.....	8895
	Pump Seal Kit.....	8754	Stg. Gear Major Seal Kit.....	8850
	Pump Drive Shaft Seal Kit.....	8709		
	Stg. Gear Complete Rebuilding Kit.....	7857	I-MARK	
	Stg. Gear Major Seal Kit.....	7859	1989	
	Stg. Gear Input Shaft Seal Kit.....	7095	4-CYL. 1.5 L ENG.; 4-CYL. 1.6 L ENG.	
	Stg. Gear Complete Pitman Shaft Seal Kit.....	8766	Pump Complete Rebuilding Kit.....	8561
	Stg. Gear Lower Pitman Shaft Seal Kit.....	7856	Pump Seal Kit.....	8554
	1971		Pump Drive Shaft Seal Kit.....	8712
	6-CYL. 232 ENG.		Rack & Pinion Seal Kit.....	8648
	Pump Complete Rebuilding Kit.....	7900		
	Pump Seal Kit.....	7898	1988-1986	
	Stg. Gear Complete Rebuilding Kit.....	7857	4-CYL. 1.5 L ENG.	
	Stg. Gear Major Seal Kit.....	7859	Pump Complete Rebuilding Kit.....	8561
	Stg. Gear Input Shaft Seal Kit.....	7095	Pump Seal Kit.....	8554
	Stg. Gear Complete Pitman Shaft Seal Kit.....	8766	Pump Drive Shaft Seal Kit.....	8712
	Stg. Gear Lower Pitman Shaft Seal Kit.....	7856	Rack & Pinion Seal Kit.....	8648
	1972			
	6-CYL. 258 ENG.		1985	
	Pump Complete Rebuilding Kit.....	7900	4-CYL. 1.5 L ENG.; 4-CYL. 1.8 L ENG.	
	Pump Seal Kit.....	7898	Pump Complete Rebuilding Kit.....	8561
	Stg. Gear Complete Rebuilding Kit.....	7857	Pump Seal Kit.....	8554
	Stg. Gear Major Seal Kit.....	7859	Pump Drive Shaft Seal Kit.....	8712
	Stg. Gear Input Shaft Seal Kit.....	7095	Pump Drive Shaft Seal Kit.....	8712
	Stg. Gear Complete Pitman Shaft Seal Kit.....	8766		
	Stg. Gear Lower Pitman Shaft Seal Kit.....	7856		
	V-8 304 ENG.			
	Pump Seal Kit.....	8754		
	Pump Drive Shaft Seal Kit.....	8709		
	Stg. Gear Complete Rebuilding Kit.....	7857		
	Stg. Gear Major Seal Kit.....	7859		
	Stg. Gear Input Shaft Seal Kit.....	7095		
	Stg. Gear Complete Pitman Shaft Seal Kit.....	8766		
	Stg. Gear Lower Pitman Shaft Seal Kit.....	7856		
	ILLUSTRATIONS			

☆ See Pages A14 - A15 For Pump or Gear Identification.

⊗ Packaged one bushing per box, order as required.

Power Steering Repair Kits for Passenger Cars and Light Trucks

Application	Kit No.	Application	Kit No.
ISUZU - Continued		ISUZU - Continued	
I-MARK - Continued		RODEO - Continued	
1985 - Continued		1992-1991 - Continued	
4-CYL. 1.5 L ENG.; 4-CYL. 1.8 L ENG. - Continued		V-6 3.1 L ENG.	
Rack & Pinion Seal Kit.....	8648	Pump Complete Rebuilding Kit.....	7910
IMPULSE		Pump Seal Kit.....	7918
1992		Pump Drive Shaft Seal Kit.....	8709
4-CYL. 1.6 L ENG.		Stg. Gear Major Seal Kit.....	8850
Pump Seal Kit.....	8833	STYLUS	
Rack & Pinion Seal Kit.....	8729	1993	
4-CYL. 1.8 L ENG.		4-CYL. 1.6 L ENG.	
Rack & Pinion Seal Kit.....	8729	Pump Seal Kit.....	8833
1991-1990		Rack & Pinion Seal Kit.....	8729
4-CYL. 1.6 L ENG.		1992	
Pump Seal Kit.....	8833	4-CYL. 1.6 L ENG.; 4-CYL. 1.8 L ENG.	
Rack & Pinion Seal Kit.....	8729	Pump Seal Kit.....	8833
1989-1988		Rack & Pinion Seal Kit.....	8729
4-CYL. 2.0 L ENG.; 4-CYL. 2.3 L ENG.		1991	
Rack & Pinion Seal Kit.....	8648	4-CYL. 1.6 L ENG.	
1987-1985		Pump Seal Kit.....	8833
4-CYL. 1.9 L ENG.; 4-CYL. 2.0 L ENG.		Rack & Pinion Seal Kit.....	8729
Rack & Pinion Seal Kit.....	8648	TROOPER	
1984		1995-1992	
4-CYL. 1.9 L ENG.		V-6 3.2 L ENG.	
Rack & Pinion Seal Kit.....	8648	Pump Seal Kit.....	8837
PICKUP		Stg. Gear Major Seal Kit.....	8850
1995		1991-1990	
4-CYL. 2.3 L ENG.; 4-CYL. 2.6 L ENG.		4-CYL. 2.6 L ENG.	
Pump Seal Kit.....	8895	Pump Seal Kit.....	8895
Stg. Gear Major Seal Kit.....	8850	Stg. Gear Major Seal Kit.....	8850
1994-1991		V-6 2.8 L ENG.	
4-CYL. 2.3 L ENG.; 4-CYL. 2.6 L ENG.		Pump Complete Rebuilding Kit.....	7910
Pump Seal Kit.....	8895	Pump Seal Kit.....	7918
Stg. Gear Major Seal Kit.....	8850	Pump Drive Shaft Seal Kit.....	8709
V-6 3.1 L ENG.		Stg. Gear Major Seal Kit.....	8850
Pump Complete Rebuilding Kit.....	7910	TROOPER II	
Pump Seal Kit.....	7918	1989	
Pump Drive Shaft Seal Kit.....	8709	4-CYL. 2.6 L ENG.	
Stg. Gear Major Seal Kit.....	8850	Pump Seal Kit.....	8895
1990-1988		Stg. Gear Major Seal Kit.....	8850
4-CYL. 2.3 L ENG.; 4-CYL. 2.6 L ENG.		V-6 2.8 L ENG.	
Pump Seal Kit.....	8895	Pump Complete Rebuilding Kit.....	7910
Stg. Gear Major Seal Kit.....	8850	Pump Seal Kit.....	7918
1987-1986		Pump Drive Shaft Seal Kit.....	8709
4-CYL. 1.9 L ENG.; 4-CYL. 2.2 L DIESEL ENG.		Stg. Gear Major Seal Kit.....	8850
Pump Complete Rebuilding Kit.....	8630	1988	
Pump Seal Kit.....	8631	4-CYL. 2.6 L ENG.	
Pump Drive Shaft Seal Kit.....	8709	Pump Complete Rebuilding Kit; May & Older.....	7910
4-CYL. 2.3 L ENG.		Pump Seal Kit; Jun. & Newer.....	8895
Pump Seal Kit.....	8895	Pump Seal Kit; May & Older.....	7918
1985-1983		Pump Drive Shaft Seal Kit; May & Older.....	8709
4-CYL. 1.9 L ENG.; 4-CYL. 2.2 L DIESEL ENG.		Stg. Gear Major Seal Kit.....	8850
Pump Complete Rebuilding Kit.....	8630	1987-1986	
Pump Seal Kit.....	8631	4-CYL. 2.2 L DIESEL ENG.	
Pump Drive Shaft Seal Kit.....	8709	Pump Complete Rebuilding Kit.....	8630
RODEO		Pump Seal Kit.....	8631
1995-1993		Pump Drive Shaft Seal Kit.....	8709
4-CYL. 2.6 L ENG.		Stg. Gear Major Seal Kit.....	8850
Pump Seal Kit.....	8895	4-CYL. 2.3 L ENG.	
Stg. Gear Major Seal Kit.....	8850	Stg. Gear Major Seal Kit.....	8850
V-6 3.2 L ENG.		1985	
Pump Seal Kit.....	8799	4-CYL. 1.9 L ENG.	
Stg. Gear Major Seal Kit.....	8850	Pump Complete Rebuilding Kit.....	8630
1992-1991		Pump Seal Kit.....	8631
4-CYL. 2.6 L ENG.		Pump Drive Shaft Seal Kit.....	8709
Pump Seal Kit.....	8895	1984	
Stg. Gear Major Seal Kit.....	8850	4-CYL. 1.9 L ENG.; 4-CYL. 2.2 L DIESEL ENG.	
		Pump Complete Rebuilding Kit.....	8630
		Pump Seal Kit.....	8631
		Pump Drive Shaft Seal Kit.....	8709

☆ See Pages A14 - A15 For Pump or Gear Identification.

⊗ Packaged one bushing per box, order as required.

SYSTEM PUMP & GEAR IDENT.

SYSTEM & COMPONENT IDENT.

PASS. CARS

LIGHT TRUCKS

MEDIUM/HEAVY TRUCKS

BUSES

HOSE NUMERICAL

REPAIR KITS

KIT NUMERICAL

ILLUSTRATIONS

Power Steering Repair Kits for Passenger Cars and Light Trucks

	Application	Kit No.	Application	Kit No.		
SYSTEM PUMP & GEAR IDENT.	ISUZU - Continued		JAGUAR - Continued			
	TROOPER II - Continued		XJR			
	1984 - Continued		1995			
	4-CYL. 1.9 L ENG.; 4-CYL. 2.2 L DIESEL ENG. - Continued		6-CYL. 4.0 L ENG.			
		Pump Drive Shaft Seal Kit.....	8709	Pump Seal Kit.....	8834	
	SYSTEM & COMPONENT IDENT.	JAGUAR		XJS		
		VANDEN PLAS		1985-1982		
		1995		V-12 5.3 L ENG.		
		6-CYL. 4.0 L ENG.		Pump Complete Rebuilding Kit.....		7910
			Pump Seal Kit.....	8834	Pump Seal Kit.....	7918
1994-1990		Pump Drive Shaft Seal Kit.....		8709		
6-CYL. 4.0 L ENG.		1980				
		Pump Complete Rebuilding Kit.....	8630	V-12 5.3 L ENG.		
		Pump Seal Kit.....	8631	Pump Complete Rebuilding Kit.....	7910	
		Pump Drive Shaft Seal Kit.....	8709	Pump Seal Kit.....	7918	
PASS. CARS	1989-1988		Pump Drive Shaft Seal Kit.....		8709	
	6-CYL. 3.6 L ENG.		1979-1976			
		Pump Complete Rebuilding Kit.....	8630	V-12 326 ENG.		
		Pump Seal Kit.....	8631	Pump Complete Rebuilding Kit.....	7910	
		Pump Drive Shaft Seal Kit.....	8709	Pump Seal Kit.....	7918	
	LIGHT TRUCKS	1987-1982		Pump Drive Shaft Seal Kit.....		8709
		6-CYL. 4.2 L ENG.		1974-1973		
			Pump Complete Rebuilding Kit.....	7910	V-12 326 ENG.	
			Pump Seal Kit.....	7918	Pump Complete Rebuilding Kit.....	7910
			Pump Drive Shaft Seal Kit.....	8709	Pump Seal Kit.....	7918
MEDIUM/HEAVY TRUCKS		XJ6		XKE		
		1995		1974-1973		
		6-CYL. 4.0 L ENG.		V-12 326 ENG.		
			Pump Seal Kit.....	8834	Pump Complete Rebuilding Kit.....	7910
		1994-1990		Pump Seal Kit.....		7918
	6-CYL. 4.0 L ENG.		Pump Drive Shaft Seal Kit.....		8709	
	Pump Complete Rebuilding Kit.....		8630	JEEP CHEROKEE		
	Pump Seal Kit.....		8631			
	Pump Drive Shaft Seal Kit.....		8709			
	1989-1988		1995			
6-CYL. 3.6 L ENG.		4-CYL. 2.5 L ENG.				
	Pump Complete Rebuilding Kit.....	8630	Pump Seal Kit.....		8794	
	Pump Seal Kit.....	8631	Stg. Gear Complete Rebuilding Kit.....		8522	
	Pump Drive Shaft Seal Kit.....	8709	Stg. Gear Major Seal Kit.....		8521	
1987-1980		Stg. Gear Input Shaft Seal Kit.....			8525	
6-CYL. 4.2 L ENG.		Stg. Gear Complete Pitman Shaft Seal Kit.....			8766	
	Pump Complete Rebuilding Kit.....	7910	Stg. Gear Lower Pitman Shaft Seal Kit.....	8756		
	Pump Seal Kit.....	7918	6-CYL. 4.0 L ENG.			
	Pump Drive Shaft Seal Kit.....	8709				
1979-1972		Pump Complete Rebuilding Kit.....		8561		
6-CYL. 258 ENG.		Pump Seal Kit.....		8554		
	Pump Complete Rebuilding Kit.....	7910		Pump Drive Shaft Seal Kit.....	8712	
	Pump Seal Kit.....	7918		Stg. Gear Complete Rebuilding Kit.....	8522	
	Pump Drive Shaft Seal Kit.....	8709		Stg. Gear Major Seal Kit.....	8521	
1979-1972		Stg. Gear Input Shaft Seal Kit.....		8525		
6-CYL. 258 ENG.		Stg. Gear Complete Pitman Shaft Seal Kit.....		8766		
	Pump Complete Rebuilding Kit.....	7910		Stg. Gear Lower Pitman Shaft Seal Kit.....	7856	
	Pump Seal Kit.....	7918	1994-1988			
	Pump Drive Shaft Seal Kit.....	8709				
1979-1972		4-CYL. 2.5 L ENG.; 6-CYL. 4.0 L ENG.				
6-CYL. 258 ENG.		Pump Complete Rebuilding Kit.....		8561		
	Pump Complete Rebuilding Kit.....	7910		Pump Seal Kit.....	8554	
	Pump Seal Kit.....	7918		Pump Drive Shaft Seal Kit.....	8712	
	Pump Drive Shaft Seal Kit.....	8709		Stg. Gear Complete Rebuilding Kit.....	8522	
1979-1972		Stg. Gear Major Seal Kit.....		8521		
6-CYL. 258 ENG.		Stg. Gear Input Shaft Seal Kit.....		8525		
	Pump Complete Rebuilding Kit.....	7910		Stg. Gear Complete Pitman Shaft Seal Kit.....	8766	
	Pump Seal Kit.....	7918	Stg. Gear Lower Pitman Shaft Seal Kit.....	7856		
	Pump Drive Shaft Seal Kit.....	8709	1987			
1979-1972		4-CYL. 2.1 L DIESEL ENG.				
6-CYL. 258 ENG.		Pump Complete Rebuilding Kit.....		8630		
	Pump Complete Rebuilding Kit.....	7910		Pump Seal Kit.....	8631	
	Pump Seal Kit.....	7918		Pump Drive Shaft Seal Kit.....	8709	
	Pump Drive Shaft Seal Kit.....	8709		Stg. Gear Complete Rebuilding Kit.....	8522	
1979-1973		Stg. Gear Major Seal Kit.....		8521		
V-12 326 ENG.		Stg. Gear Input Shaft Seal Kit.....		8525		
	Pump Complete Rebuilding Kit.....	7910		Stg. Gear Complete Pitman Shaft Seal Kit.....	8766	
	Pump Seal Kit.....	7918		Stg. Gear Lower Pitman Shaft Seal Kit.....	7856	
	Pump Drive Shaft Seal Kit.....	8709	4-CYL. 2.5 L ENG.; 6-CYL. 4.0 L ENG.			
1979-1973		Pump Complete Rebuilding Kit.....		8561		
V-12 326 ENG.		Pump Seal Kit.....		8554		
	Pump Complete Rebuilding Kit.....	7910		Pump Drive Shaft Seal Kit.....	8712	
	Pump Seal Kit.....	7918		Stg. Gear Complete Rebuilding Kit.....	8522	
	Pump Drive Shaft Seal Kit.....	8709		Stg. Gear Major Seal Kit.....	8521	
1979-1973		Stg. Gear Input Shaft Seal Kit.....		8525		
V-12 326 ENG.		Stg. Gear Complete Pitman Shaft Seal Kit.....		8766		
	Pump Complete Rebuilding Kit.....	7910		Stg. Gear Lower Pitman Shaft Seal Kit.....	7856	
	Pump Seal Kit.....	7918		1987		
	Pump Drive Shaft Seal Kit.....	8709				
1979-1973		4-CYL. 2.5 L ENG.; 6-CYL. 4.0 L ENG.				
V-12 326 ENG.		Pump Complete Rebuilding Kit.....			8561	
	Pump Complete Rebuilding Kit.....	7910	Pump Seal Kit.....		8554	
	Pump Seal Kit.....	7918	Pump Drive Shaft Seal Kit.....		8712	
	Pump Drive Shaft Seal Kit.....	8709	Stg. Gear Complete Rebuilding Kit.....		8522	
1979-1973		Stg. Gear Major Seal Kit.....			8521	
V-12 326 ENG.		Stg. Gear Input Shaft Seal Kit.....			8525	
	Pump Complete Rebuilding Kit.....	7910	Stg. Gear Complete Pitman Shaft Seal Kit.....		8766	
	Pump Seal Kit.....	7918	Stg. Gear Lower Pitman Shaft Seal Kit.....	7856		
	Pump Drive Shaft Seal Kit.....	8709	1987			
1979-1973		4-CYL. 2.5 L ENG.; 6-CYL. 4.0 L ENG.				
V-12 326 ENG.		Pump Complete Rebuilding Kit.....		8561		
	Pump Complete Rebuilding Kit.....	7910		Pump Seal Kit.....	8554	
	Pump Seal Kit.....	7918		Pump Drive Shaft Seal Kit.....	8712	
	Pump Drive Shaft Seal Kit.....	8709		Stg. Gear Complete Rebuilding Kit.....	8522	
1979-1973		Stg. Gear Major Seal Kit.....		8521		
V-12 326 ENG.		Stg. Gear Input Shaft Seal Kit.....		8525		
	Pump Complete Rebuilding Kit.....	7910		Stg. Gear Complete Pitman Shaft Seal Kit.....	8766	
	Pump Seal Kit.....	7918		Stg. Gear Lower Pitman Shaft Seal Kit.....	7856	
	Pump Drive Shaft Seal Kit.....	8709	1987			

☆ See Pages A14 - A15 For Pump or Gear Identification.

⊗ Packaged one bushing per box, order as required.

Power Steering Repair Kits for Passenger Cars and Light Trucks

Application	Kit No.	Application	Kit No.
JEEP - Continued		JEEP - Continued	
CHEROKEE - Continued		CJ SERIES - Continued	
1987 - Continued		1986-1982 - Continued	
4-CYL. 2.5 L ENG.; 6-CYL. 4.0 L ENG. - Continued		4-CYL. 2.5 L ENG.; 6-CYL. 4.2 L ENG. - Continued	
Stg. Gear Complete Rebuilding Kit.....	8522	Stg. Gear Input Shaft Seal Kit.....	8525
Stg. Gear Major Seal Kit.....	8521	Stg. Gear Complete Pitman Shaft Seal Kit.....	8766
Stg. Gear Input Shaft Seal Kit.....	8525	Stg. Gear Lower Pitman Shaft Seal Kit.....	7856
Stg. Gear Complete Pitman Shaft Seal Kit.....	8766		
Stg. Gear Lower Pitman Shaft Seal Kit.....	7856		
1986-1985		1981-1980	
4-CYL. 2.1 L DIESEL ENG.		4-CYL. 2.5 L ENG.; 6-CYL. 4.2 L ENG.; V-8 5.0 L ENG.	
Pump Complete Rebuilding Kit.....	8630	Pump Complete Rebuilding Kit.....	7910
Pump Seal Kit.....	8631	Pump Seal Kit.....	7918
Pump Drive Shaft Seal Kit.....	8709	Pump Drive Shaft Seal Kit.....	8709
Stg. Gear Complete Rebuilding Kit.....	8522	Stg. Gear Complete Rebuilding Kit.....	8522
Stg. Gear Major Seal Kit.....	8521	Stg. Gear Major Seal Kit.....	8521
Stg. Gear Input Shaft Seal Kit.....	8525	Stg. Gear Input Shaft Seal Kit.....	8525
Stg. Gear Complete Pitman Shaft Seal Kit.....	8766	Stg. Gear Complete Pitman Shaft Seal Kit.....	8766
Stg. Gear Lower Pitman Shaft Seal Kit.....	7856	Stg. Gear Lower Pitman Shaft Seal Kit.....	7856
4-CYL. 2.5 L ENG.; V-6 2.8 L ENG.		1979	
Pump Complete Rebuilding Kit.....	7910	6-CYL. 258 ENG.; V-8 304 ENG.	
Pump Seal Kit.....	7918	Pump Complete Rebuilding Kit.....	7910
Pump Drive Shaft Seal Kit.....	8709	Pump Seal Kit.....	7918
Stg. Gear Complete Rebuilding Kit.....	8522	Pump Drive Shaft Seal Kit.....	8709
Stg. Gear Major Seal Kit.....	8521	Stg. Gear Complete Rebuilding Kit.....	8522
Stg. Gear Input Shaft Seal Kit.....	8525	Stg. Gear Major Seal Kit.....	8521
Stg. Gear Complete Pitman Shaft Seal Kit.....	8766	Stg. Gear Input Shaft Seal Kit.....	8525
Stg. Gear Lower Pitman Shaft Seal Kit.....	7856	Stg. Gear Complete Pitman Shaft Seal Kit.....	8766
1984		1978-1972	
4-CYL. 2.5 L ENG.; V-6 2.8 L ENG.		6-CYL. 232 ENG.; 6-CYL. 258 ENG.; V-8 304 ENG.	
Pump Complete Rebuilding Kit.....	7910	Pump Complete Rebuilding Kit.....	7910
Pump Seal Kit.....	7918	Pump Seal Kit.....	7918
Pump Drive Shaft Seal Kit.....	8709	Pump Drive Shaft Seal Kit.....	8709
Stg. Gear Complete Rebuilding Kit.....	8522	Stg. Gear Complete Rebuilding Kit.....	7858
Stg. Gear Major Seal Kit.....	8521	Stg. Gear Major Seal Kit.....	7860
Stg. Gear Input Shaft Seal Kit.....	8525	Stg. Gear Input Shaft Seal Kit.....	7095
Stg. Gear Complete Pitman Shaft Seal Kit.....	8766	Stg. Gear Complete Pitman Shaft Seal Kit.....	8766
Stg. Gear Lower Pitman Shaft Seal Kit.....	7856	Stg. Gear Lower Pitman Shaft Seal Kit.....	7856
1983-1980		COMANCHE	
6-CYL. 4.2 L ENG.; V-8 5.9 L ENG.		1992-1988	
Pump Complete Rebuilding Kit.....	7910	4-CYL. 2.5 L ENG.; 6-CYL. 4.0 L ENG.	
Pump Seal Kit.....	7918	Pump Complete Rebuilding Kit.....	8561
Pump Drive Shaft Seal Kit.....	8709	Pump Seal Kit.....	8554
Stg. Gear Complete Rebuilding Kit.....	8522	Pump Drive Shaft Seal Kit.....	8712
Stg. Gear Major Seal Kit.....	8521	Stg. Gear Complete Rebuilding Kit.....	8522
Stg. Gear Input Shaft Seal Kit.....	8525	Stg. Gear Major Seal Kit.....	8521
Stg. Gear Complete Pitman Shaft Seal Kit.....	8766	Stg. Gear Input Shaft Seal Kit.....	8525
Stg. Gear Lower Pitman Shaft Seal Kit.....	7856	Stg. Gear Complete Pitman Shaft Seal Kit.....	8766
1979		1987	
6-CYL. 258 ENG.; V-8 360 ENG.		4-CYL. 2.1 L DIESEL ENG.	
Pump Complete Rebuilding Kit.....	7910	Pump Complete Rebuilding Kit.....	8630
Pump Seal Kit.....	7918	Pump Seal Kit.....	8631
Pump Drive Shaft Seal Kit.....	8709	Pump Drive Shaft Seal Kit.....	8709
Stg. Gear Complete Rebuilding Kit.....	8522	Stg. Gear Complete Rebuilding Kit.....	8522
Stg. Gear Major Seal Kit.....	8521	Stg. Gear Major Seal Kit.....	8521
Stg. Gear Input Shaft Seal Kit.....	8525	Stg. Gear Input Shaft Seal Kit.....	8525
Stg. Gear Complete Pitman Shaft Seal Kit.....	8766	Stg. Gear Complete Pitman Shaft Seal Kit.....	8766
Stg. Gear Lower Pitman Shaft Seal Kit.....	7856	Stg. Gear Lower Pitman Shaft Seal Kit.....	7856
1978-1974		4-CYL. 2.5 L ENG.; 6-CYL. 4.0 L ENG.	
6-CYL. 258 ENG.; V-8 360 ENG.; V-8 401 ENG.		1986	
Pump Complete Rebuilding Kit.....	7910	4-CYL. 2.1 L DIESEL ENG.	
Pump Seal Kit.....	7918	Pump Complete Rebuilding Kit.....	8630
Pump Drive Shaft Seal Kit.....	8709	Pump Seal Kit.....	8631
Stg. Gear Complete Rebuilding Kit.....	7858	Pump Drive Shaft Seal Kit.....	8709
Stg. Gear Major Seal Kit.....	7860	Stg. Gear Complete Rebuilding Kit.....	8522
Stg. Gear Input Shaft Seal Kit.....	7095	Stg. Gear Major Seal Kit.....	8521
Stg. Gear Complete Pitman Shaft Seal Kit.....	8766	Stg. Gear Input Shaft Seal Kit.....	8525
Stg. Gear Lower Pitman Shaft Seal Kit.....	7856	Stg. Gear Complete Pitman Shaft Seal Kit.....	8766
CJ SERIES		1986	
1986-1982		4-CYL. 2.1 L DIESEL ENG.	
4-CYL. 2.5 L ENG.; 6-CYL. 4.2 L ENG.		1986-1982 - Continued	
Pump Complete Rebuilding Kit.....	7910	4-CYL. 2.5 L ENG.; 6-CYL. 4.2 L ENG. - Continued	
Pump Seal Kit.....	7918	Stg. Gear Input Shaft Seal Kit.....	8525
Pump Drive Shaft Seal Kit.....	8709	Stg. Gear Complete Pitman Shaft Seal Kit.....	8766
Stg. Gear Complete Rebuilding Kit.....	8522	Stg. Gear Lower Pitman Shaft Seal Kit.....	7856
Stg. Gear Major Seal Kit.....	8521		

☆ See Pages A14 - A15 For Pump or Gear Identification.

⊙ Packaged one bushing per box, order as required.

SYSTEM PUMP & GEAR IDENT.

SYSTEM & COMPONENT IDENT.

PASS. CARS

LIGHT TRUCKS

MEDIUM/HEAVY TRUCKS

BUSES

HOSE NUMERICAL

REPAIR KITS

KIT NUMERICAL

ILLUSTRATIONS

Power Steering Repair Kits for Passenger Cars and Light Trucks

	Application	Kit No.	Application	Kit No.	
SYSTEM PUMP & GEAR IDENT.	JEEP - Continued		JEEP - Continued		
	COMANCHE - Continued		GRAND WAGONEER - Continued		
	1986 - Continued		1991-1987 - Continued		
	4-CYL. 2.1 L DIESEL ENG. - Continued		V-8 5.9 L ENG. - Continued		
		Stg. Gear Lower Pitman Shaft Seal Kit.....	7856	Stg. Gear Input Shaft Seal Kit.....	8525
				Stg. Gear Complete Pitman Shaft Seal Kit.....	8766
				Stg. Gear Lower Pitman Shaft Seal Kit.....	7856
		4-CYL. 2.5 L ENG.; V-6 2.8 L ENG.			
		Pump Complete Rebuilding Kit.....	7910		
		Pump Seal Kit.....	7918		
SYSTEM & COMPONENT IDENT.					
		Pump Drive Shaft Seal Kit.....	8709		
		Stg. Gear Complete Rebuilding Kit.....	8522		
		Stg. Gear Major Seal Kit.....	8521		
		Stg. Gear Input Shaft Seal Kit.....	8525		
		Stg. Gear Complete Pitman Shaft Seal Kit.....	8766		
		Stg. Gear Lower Pitman Shaft Seal Kit.....	7856		
		COMMANDO			
		1973-1972			
PASS. CARS					
		6-CYL. 232 ENG.; 6-CYL. 258 ENG.; V-8 304 ENG.			
		Pump Complete Rebuilding Kit.....	7910		
		Pump Seal Kit.....	7918		
		Pump Drive Shaft Seal Kit.....	8709		
		Stg. Gear Complete Rebuilding Kit.....	7858		
		Stg. Gear Major Seal Kit.....	7860		
		Stg. Gear Input Shaft Seal Kit.....	7095		
		Stg. Gear Complete Pitman Shaft Seal Kit.....	8766		
		Stg. Gear Lower Pitman Shaft Seal Kit.....	7856		
LIGHT TRUCKS					
		DJ SERIES			
		1973			
		6-CYL. 232 ENG.; 6-CYL. 258 ENG.			
		Pump Complete Rebuilding Kit.....	7910		
		Pump Seal Kit.....	7918		
		Pump Drive Shaft Seal Kit.....	8709		
		Stg. Gear Complete Rebuilding Kit.....	7858		
		Stg. Gear Major Seal Kit.....	7860		
MEDIUM/HEAVY TRUCKS					
BUSES					
HOSE NUMERICAL					
REPAIR KITS					
KIT NUMERICAL					
ILLUSTRATIONS					

☆ See Pages A14 - A15 For Pump or Gear Identification.

⊗ Packaged one bushing per box, order as required.

Power Steering Repair Kits for Passenger Cars and Light Trucks

Application	Kit No.	Application	Kit No.
JEEP - Continued		JEEP - Continued	
J SERIES PICKUP - Continued		WAGONEER - Continued	
1975-1974 - Continued		1987 - Continued	
6-CYL. 258 ENG.; V-8 360 ENG.; V-8 401 ENG. - Continued		4-CYL. 2.5 L ENG.; 6-CYL. 4.0 L ENG. - Continued	
Stg. Gear Input Shaft Seal Kit.....	7095	Stg. Gear Input Shaft Seal Kit.....	8525
Stg. Gear Complete Pitman Shaft Seal Kit.....	8766	Stg. Gear Complete Pitman Shaft Seal Kit.....	8766
Stg. Gear Lower Pitman Shaft Seal Kit.....	7856	Stg. Gear Lower Pitman Shaft Seal Kit.....	7856
1973		1986-1985	
6-CYL. 258 ENG.; V-8 360 ENG.		4-CYL. 2.1 L DIESEL ENG.	
Pump Complete Rebuilding Kit.....	7910	Pump Complete Rebuilding Kit.....	8630
Pump Seal Kit.....	7918	Pump Seal Kit.....	8631
Pump Drive Shaft Seal Kit.....	8709	Pump Drive Shaft Seal Kit.....	8709
Stg. Gear Complete Rebuilding Kit.....	7858	Stg. Gear Complete Rebuilding Kit.....	8522
Stg. Gear Major Seal Kit.....	7860	Stg. Gear Major Seal Kit.....	8521
Stg. Gear Input Shaft Seal Kit.....	7095	Stg. Gear Input Shaft Seal Kit.....	8525
Stg. Gear Complete Pitman Shaft Seal Kit.....	8766	Stg. Gear Complete Pitman Shaft Seal Kit.....	8766
Stg. Gear Lower Pitman Shaft Seal Kit.....	7856	Stg. Gear Lower Pitman Shaft Seal Kit.....	7856
1972		4-CYL. 2.5 L ENG.; V-6 2.8 L ENG.	
6-CYL. 258 ENG.; V-8 304 ENG.; V-8 360 ENG.		Pump Complete Rebuilding Kit.....	
Pump Complete Rebuilding Kit.....	7910	Pump Seal Kit.....	7918
Pump Seal Kit.....	7918	Pump Drive Shaft Seal Kit.....	8709
Pump Drive Shaft Seal Kit.....	8709	Stg. Gear Complete Rebuilding Kit.....	8522
Stg. Gear Complete Rebuilding Kit.....	7858	Stg. Gear Major Seal Kit.....	8521
Stg. Gear Major Seal Kit.....	7860	Stg. Gear Input Shaft Seal Kit.....	8525
Stg. Gear Input Shaft Seal Kit.....	7095	Stg. Gear Complete Pitman Shaft Seal Kit.....	8766
Stg. Gear Complete Pitman Shaft Seal Kit.....	8766	Stg. Gear Lower Pitman Shaft Seal Kit.....	7856
Stg. Gear Lower Pitman Shaft Seal Kit.....	7856	1984	
1971		4-CYL. 2.5 L ENG.; V-6 2.8 L ENG.	
6-CYL. 232 ENG.; 6-CYL. 258 ENG.; V-8 304 ENG.; V-8 350 ENG.; V-8 360 ENG.		Pump Complete Rebuilding Kit.....	
Pump Seal Kit.....	7168	Pump Seal Kit.....	7918
Pump Drive Shaft Seal Kit.....	8713	Pump Drive Shaft Seal Kit.....	8709
Stg. Gear Complete Rebuilding Kit.....	7858	Stg. Gear Complete Rebuilding Kit.....	8522
Stg. Gear Major Seal Kit.....	7860	Stg. Gear Major Seal Kit.....	8521
Stg. Gear Input Shaft Seal Kit.....	7095	Stg. Gear Input Shaft Seal Kit.....	8525
Stg. Gear Complete Pitman Shaft Seal Kit.....	8766	Stg. Gear Complete Pitman Shaft Seal Kit.....	8766
Stg. Gear Lower Pitman Shaft Seal Kit.....	7856	Stg. Gear Lower Pitman Shaft Seal Kit.....	7856
SCRAMBLER		1983-1980	
1985-1981		6-CYL. 4.2 L ENG.; V-8 5.9 L ENG.	
4-CYL. 2.5 L ENG.; 6-CYL. 4.2 L ENG.		Pump Complete Rebuilding Kit.....	
Pump Complete Rebuilding Kit.....	7910	Pump Seal Kit.....	7918
Pump Seal Kit.....	7918	Pump Drive Shaft Seal Kit.....	8709
Pump Drive Shaft Seal Kit.....	8709	Stg. Gear Complete Rebuilding Kit.....	8522
Stg. Gear Complete Rebuilding Kit.....	8522	Stg. Gear Major Seal Kit.....	8521
Stg. Gear Major Seal Kit.....	8521	Stg. Gear Input Shaft Seal Kit.....	8525
Stg. Gear Input Shaft Seal Kit.....	8525	Stg. Gear Complete Pitman Shaft Seal Kit.....	8766
Stg. Gear Complete Pitman Shaft Seal Kit.....	8766	Stg. Gear Lower Pitman Shaft Seal Kit.....	7856
Stg. Gear Lower Pitman Shaft Seal Kit.....	7856	1979	
WAGONEER		V-8 360 ENG.	
1990-1988		Pump Complete Rebuilding Kit.....	
6-CYL. 4.0 L ENG.		Pump Seal Kit.....	
Pump Complete Rebuilding Kit.....	8561	Pump Drive Shaft Seal Kit.....	8709
Pump Seal Kit.....	8554	Stg. Gear Complete Rebuilding Kit.....	8522
Pump Drive Shaft Seal Kit.....	8712	Stg. Gear Major Seal Kit.....	8521
Stg. Gear Complete Rebuilding Kit.....	8522	Stg. Gear Input Shaft Seal Kit.....	8525
Stg. Gear Major Seal Kit.....	8521	Stg. Gear Complete Pitman Shaft Seal Kit.....	8766
Stg. Gear Input Shaft Seal Kit.....	8525	Stg. Gear Lower Pitman Shaft Seal Kit.....	7856
Stg. Gear Complete Pitman Shaft Seal Kit.....	8766	1978-1974	
Stg. Gear Lower Pitman Shaft Seal Kit.....	7856	V-8 360 ENG.; V-8 401 ENG.	
1987		Pump Complete Rebuilding Kit.....	
4-CYL. 2.1 L DIESEL ENG.		Pump Seal Kit.....	
Pump Complete Rebuilding Kit.....	8630	Pump Drive Shaft Seal Kit.....	8709
Pump Seal Kit.....	8631	Stg. Gear Complete Rebuilding Kit.....	7858
Pump Drive Shaft Seal Kit.....	8709	Stg. Gear Major Seal Kit.....	7860
Stg. Gear Complete Rebuilding Kit.....	8522	Stg. Gear Input Shaft Seal Kit.....	7095
Stg. Gear Major Seal Kit.....	8521	Stg. Gear Complete Pitman Shaft Seal Kit.....	8766
Stg. Gear Input Shaft Seal Kit.....	8525	Stg. Gear Lower Pitman Shaft Seal Kit.....	7856
Stg. Gear Complete Pitman Shaft Seal Kit.....	8766	1973-1972	
Stg. Gear Lower Pitman Shaft Seal Kit.....	7856	6-CYL. 258 ENG.; V-8 360 ENG.	
4-CYL. 2.5 L ENG.; 6-CYL. 4.0 L ENG.		Pump Complete Rebuilding Kit.....	
Pump Complete Rebuilding Kit.....	8561	Pump Seal Kit.....	7918
Pump Seal Kit.....	8554	Pump Drive Shaft Seal Kit.....	8709
Pump Drive Shaft Seal Kit.....	8712	Stg. Gear Complete Rebuilding Kit.....	7858
Stg. Gear Complete Rebuilding Kit.....	8522	Stg. Gear Major Seal Kit.....	7860
Stg. Gear Major Seal Kit.....	8521	Stg. Gear Input Shaft Seal Kit.....	7095
Stg. Gear Input Shaft Seal Kit.....	8525	Stg. Gear Complete Pitman Shaft Seal Kit.....	8766
Stg. Gear Complete Pitman Shaft Seal Kit.....	8766	Stg. Gear Lower Pitman Shaft Seal Kit.....	7856
Stg. Gear Lower Pitman Shaft Seal Kit.....	7856		

☆ See Pages A14 - A15 For Pump or Gear Identification.

⊛ Packaged one bushing per box, order as required.

SYSTEM PUMP & GEAR IDENT.

SYSTEM & COMPONENT IDENT.

PASS. CARS

LIGHT TRUCKS

MEDIUM/HEAVY TRUCKS

BUSES

HOSE NUMERICAL

REPAIR KITS

KIT NUMERICAL

ILLUSTRATIONS

Power Steering Repair Kits for Passenger Cars and Light Trucks

	Application	Kit No.	Application	Kit No.
SYSTEM PUMP & GEAR IDENT.	JEEP - Continued		LAND ROVER - Continued	
SYSTEM & COMPONENT IDENT.	WAGONEER - Continued		DISCOVERY	
PASS. CARS	1971		1995-1994	
LIGHT TRUCKS	6-CYL. 232 ENG.; 6-CYL. 258 ENG.; V-8 304 ENG.; V-8 350 ENG.; V-8 360 ENG.		V-8 3.9 L ENG.	
MEDIUM/HEAVY TRUCKS	Pump Seal Kit.....	7168	Stg. Gear Major Seal Kit.....	8860
REPAIR KITS	Pump Drive Shaft Seal Kit.....	8713	RANGE ROVER	
	Stg. Gear Complete Rebuilding Kit.....	7858	1995	
	Stg. Gear Major Seal Kit.....	7860	V-8 3.9 L ENG.; V-8 4.0 L ENG.; V-8 4.2 L ENG.	
	Stg. Gear Input Shaft Seal Kit.....	7095	Stg. Gear Major Seal Kit.....	8860
	Stg. Gear Complete Pitman Shaft Seal Kit.....	8766	1994-1993	
	Stg. Gear Lower Pitman Shaft Seal Kit.....	7856	V-8 3.9 L ENG.; V-8 4.2 L ENG.	
			Stg. Gear Major Seal Kit.....	8860
			1992	
			V-8 3.9 L ENG.	
			Stg. Gear Major Seal Kit.....	8860
			LEXUS	
			ES250	
			1991-1990	
			V-6 2.5 L ENG.	
			Pump Seal Kit.....	8641
			ES300	
			1995	
			V-6 3.0 L ENG.	
			Pump Seal Kit.....	8823
			1994	
			V-6 3.0 L ENG.	
			Pump Seal Kit.....	8823
			Rack & Pinion Seal Kit; Aug. & Older.....	8878
			1993-1992	
			V-6 3.0 L ENG.	
			Pump Seal Kit.....	8823
			Rack & Pinion Seal Kit.....	8878
			GS300	
			1995-1993	
			6-CYL. 3.0 L ENG.	
			Pump Seal Kit.....	8797
			LS400	
			1995-1990	
			V-8 4.0 L ENG.	
			Rack & Pinion Seal Kit.....	8695
			SC300	
			1995-1992	
			6-CYL. 3.0 L ENG.	
			Pump Seal Kit.....	8797
			Rack & Pinion Seal Kit.....	8695
			SC400	
			1995-1992	
			V-8 4.0 L ENG.	
			Rack & Pinion Seal Kit.....	8695
			LINCOLN	
			CONTINENTAL	
			1995	
			V-8 4.6 L ENG.	
			Pump Seal Kit.....	8634
			Pump Drive Shaft Seal Kit.....	8635
			Rack & Pinion Seal Kit.....	8735
			Rack & Pinion Upper Pinion Bearing Kit.....	8588

☆ See Pages A14 - A15 For Pump or Gear Identification.

⊗ Packaged one bushing per box, order as required.

Power Steering Repair Kits for Passenger Cars and Light Trucks

Application	Kit No.	Application	Kit No.
LINCOLN - Continued		LINCOLN - Continued	
CONTINENTAL - Continued		CONTINENTAL - Continued	
1994-1988		1977 - Continued	
V-6 3.8 L ENG.		V-8 400 ENG.; V-8 460 ENG. - Continued	
Pump Complete Rebuilding Kit.....	8527	Pump Drive Shaft Seal Kit.....	8709
Pump Seal Kit.....	8526	Stg. Gear Complete Rebuilding Kit.....	8540
Pump Drive Shaft Seal Kit.....	8711	Stg. Gear Major Seal Kit.....	8532
Rack & Pinion Seal Kit.....	8735	Stg. Gear Input Shaft Seal Kit.....	8520
Rack & Pinion Upper Pinion Bearing Kit.....	8588	Stg. Gear Complete Pitman Shaft Seal Kit.....	8769
		Stg. Gear Lower Pitman Shaft Seal Kit.....	8531
1987-1986		1976-1975	
V-8 5.0 L ENG.		V-8 460 ENG.	
Pump Complete Rebuilding Kit.....	8527	Pump Complete Rebuilding Kit.....	7910
Pump Seal Kit.....	8526	Pump Seal Kit.....	7918
Pump Drive Shaft Seal Kit.....	8711	Pump Drive Shaft Seal Kit.....	8709
Rack & Pinion Seal Kit.....	8589	Stg. Gear Complete Rebuilding Kit.....	8540
Rack & Pinion Mounting Kit.....	8565	Stg. Gear Major Seal Kit.....	8532
Rack & Pinion Upper Pinion Bearing Kit.....	8588	Stg. Gear Input Shaft Seal Kit.....	8520
		Stg. Gear Complete Pitman Shaft Seal Kit.....	8769
		Stg. Gear Lower Pitman Shaft Seal Kit.....	8531
1985-1984		1974-1972	
6-CYL. 2.4 L DIESEL ENG.; V-8 5.0 L ENG.		V-8 460 ENG.	
Pump Complete Rebuilding Kit.....	8527	Pump Complete Rebuilding Kit; W/Ford Stg. Gear; ☆P.....	7910
Pump Seal Kit.....	8526	Pump Seal Kit; W/Ford Stg. Gear; ☆P.....	7918
Pump Drive Shaft Seal Kit.....	8711	Pump Drive Shaft Seal Kit; W/Ford Stg. Gear; ☆P.....	8709
Rack & Pinion Seal Kit.....	8589	Stg. Gear Complete Rebuilding Kit; W/Ford Stg. Gear; W/O Tag SPA-AA; ☆P.....	8540
Rack & Pinion Mounting Kit.....	8565	Stg. Gear Complete Rebuilding Kit; W/Ford Stg. Gear; W/Tag SPA-AA; ☆P.....	8509
Rack & Pinion Upper Pinion Bearing Kit.....	8588	Stg. Gear Major Seal Kit; W/Ford Stg. Gear; W/O Tag SPA-AA; ☆P.....	8532
		Stg. Gear Major Seal Kit; W/Ford Stg. Gear; W/Tag SPA-AA; ☆P.....	7642
		Stg. Gear Input Shaft Seal Kit; W/Ford Stg. Gear; ☆P.....	8520
		Stg. Gear Complete Pitman Shaft Seal Kit; W/Ford Stg. Gear; ☆P.....	8769
		Stg. Gear Lower Pitman Shaft Seal Kit.....	8531
1983		1971-1970	
V-8 5.0 L ENG.		V-8 460 ENG.	
Pump Complete Rebuilding Kit.....	8527	Pump Complete Rebuilding Kit.....	8500
Pump Seal Kit.....	8526	Pump Seal Kit.....	8501
Pump Drive Shaft Seal Kit.....	8711	Pump Drive Shaft Seal Kit.....	8711
Rack & Pinion Seal Kit.....	8589	Stg. Gear Complete Rebuilding Kit.....	8509
Rack & Pinion Mounting Kit.....	8565	Stg. Gear Major Seal Kit.....	7642
Rack & Pinion Upper Pinion Bearing Kit.....	8588	Stg. Gear Input Shaft Seal Kit.....	8520
		Stg. Gear Complete Pitman Shaft Seal Kit.....	8768
		Stg. Gear Lower Pitman Shaft Seal Kit.....	8515
1982		1969	
V-6 3.8 L ENG.; V-8 5.0 L ENG.		V-8 460 ENG.	
Pump Complete Rebuilding Kit.....	8527	Stg. Gear Complete Rebuilding Kit.....	8509
Pump Seal Kit.....	8526	Stg. Gear Major Seal Kit.....	7642
Pump Drive Shaft Seal Kit.....	8711	Stg. Gear Input Shaft Seal Kit.....	8520
Rack & Pinion Seal Kit.....	8589	Stg. Gear Complete Pitman Shaft Seal Kit.....	8768
Rack & Pinion Mounting Kit.....	8565	Stg. Gear Lower Pitman Shaft Seal Kit.....	8515
Rack & Pinion Upper Pinion Bearing Kit.....	8588		
1980		1968-1966	
V-8 5.0 L ENG.; V-8 5.8 L ENG.		V-8 462 ENG.	
Pump Complete Rebuilding Kit.....	8527	Stg. Gear Complete Rebuilding Kit.....	8509
Pump Seal Kit.....	8526	Stg. Gear Major Seal Kit.....	7642
Pump Drive Shaft Seal Kit.....	8711	Stg. Gear Input Shaft Seal Kit.....	8520
Stg. Gear Complete Rebuilding Kit.....	8896	Stg. Gear Complete Pitman Shaft Seal Kit.....	8768
Stg. Gear Major Seal Kit.....	8897	Stg. Gear Lower Pitman Shaft Seal Kit.....	8515
Stg. Gear Input Shaft Seal Kit.....	8520		
Stg. Gear Complete Pitman Shaft Seal Kit.....	8778		
Stg. Gear Lower Pitman Shaft Seal Kit.....	8779		
1979		1965	
V-8 400 ENG.		V-8 430 ENG.	
Pump Complete Rebuilding Kit.....	7910	Stg. Gear Complete Rebuilding Kit.....	8509
Pump Seal Kit.....	7918	Stg. Gear Major Seal Kit.....	7642
Pump Drive Shaft Seal Kit.....	8709	Stg. Gear Input Shaft Seal Kit.....	8520
Stg. Gear Complete Rebuilding Kit.....	8896	Stg. Gear Complete Pitman Shaft Seal Kit.....	8768
Stg. Gear Major Seal Kit.....	8897	Stg. Gear Lower Pitman Shaft Seal Kit.....	8515
Stg. Gear Input Shaft Seal Kit.....	8520		
Stg. Gear Complete Pitman Shaft Seal Kit.....	8778		
Stg. Gear Lower Pitman Shaft Seal Kit.....	8779		
1978		MARK III	
V-8 400 ENG.; V-8 460 ENG.		1971-1970	
Pump Complete Rebuilding Kit.....	7910	V-8 460 ENG.	
Pump Seal Kit.....	7918	Pump Complete Rebuilding Kit.....	8500
Pump Drive Shaft Seal Kit.....	8709	Pump Seal Kit.....	8501
Stg. Gear Complete Rebuilding Kit.....	8896	Pump Drive Shaft Seal Kit.....	8711
Stg. Gear Major Seal Kit.....	8897	Stg. Gear Complete Rebuilding Kit.....	8509
Stg. Gear Input Shaft Seal Kit.....	8520	Stg. Gear Major Seal Kit.....	7642
Stg. Gear Complete Pitman Shaft Seal Kit.....	8778	Stg. Gear Input Shaft Seal Kit.....	8520
Stg. Gear Lower Pitman Shaft Seal Kit.....	8779	Stg. Gear Complete Pitman Shaft Seal Kit.....	8768
		Stg. Gear Lower Pitman Shaft Seal Kit.....	8515
1977		ILLUSTRATIONS	
V-8 400 ENG.; V-8 460 ENG.			
Pump Complete Rebuilding Kit.....	7910		
Pump Seal Kit.....	7918		

☆ See Pages A14 - A15 For Pump or Gear Identification.

⊙ Packaged one bushing per box, order as required.

SYSTEM
PUMP &
GEAR
IDENT.

SYSTEM &
COM-
PONENT
IDENT.

PASS.
CARS

LIGHT
TRUCKS

MEDIUM/
HEAVY
TRUCKS

BUSES

HOSE
NUMER-
ICAL

REPAIR
KITS

KIT
NUMER-
ICAL

Power Steering Repair Kits for Passenger Cars and Light Trucks

	Application	Kit No.	Application	Kit No.	
SYSTEM PUMP & GEAR IDENT.	LINCOLN - Continued		LINCOLN - Continued		
	MARK III - Continued		MARK VI - Continued		
	1971-1970 - Continued		1983-1981 - Continued		
	V-8 460 ENG. - Continued		V-8 5.0 L ENG. - Continued		
		Stg. Gear Lower Pitman Shaft Seal Kit.....	8515	Pump Drive Shaft Seal Kit.....	8711
				Stg. Gear Complete Rebuilding Kit.....	8896
				Stg. Gear Major Seal Kit.....	8897
				Stg. Gear Input Shaft Seal Kit.....	8520
				Stg. Gear Complete Pitman Shaft Seal Kit.....	8778
				Stg. Gear Lower Pitman Shaft Seal Kit.....	8779
SYSTEM & COMPONENT IDENT.	1969-1968		1980		
	V-8 460 ENG.		V-8 5.0 L ENG.; V-8 5.8 L ENG.		
		Stg. Gear Complete Rebuilding Kit.....	8509	Pump Complete Rebuilding Kit.....	8527
		Stg. Gear Major Seal Kit.....	7642	Pump Seal Kit.....	8526
		Stg. Gear Input Shaft Seal Kit.....	8520	Pump Drive Shaft Seal Kit.....	8711
		Stg. Gear Complete Pitman Shaft Seal Kit.....	8768	Stg. Gear Complete Rebuilding Kit.....	8896
		Stg. Gear Lower Pitman Shaft Seal Kit.....	8515	Stg. Gear Major Seal Kit.....	8897
				Stg. Gear Input Shaft Seal Kit.....	8520
				Stg. Gear Complete Pitman Shaft Seal Kit.....	8778
				Stg. Gear Lower Pitman Shaft Seal Kit.....	8779
PASS. CARS	MARK IV		MARK VII		
	1976-1975		1992-1989		
	V-8 460 ENG.		V-8 5.0 L ENG.		
		Pump Complete Rebuilding Kit.....	7910	Pump Complete Rebuilding Kit.....	8527
		Pump Seal Kit.....	7918	Pump Seal Kit.....	8526
		Pump Drive Shaft Seal Kit.....	8709	Pump Drive Shaft Seal Kit.....	8711
		Stg. Gear Complete Rebuilding Kit.....	8540	Rack & Pinion Seal Kit.....	8621
		Stg. Gear Major Seal Kit.....	8532	Rack & Pinion Mounting Kit.....	8565
		Stg. Gear Input Shaft Seal Kit.....	8520	Rack & Pinion Upper Pinion Bearing Kit.....	8588
		Stg. Gear Complete Pitman Shaft Seal Kit.....	8769		
LIGHT TRUCKS	1974-1972		1988-1986		
	V-8 460 ENG.		V-8 5.0 L ENG.		
		Pump Complete Rebuilding Kit; W/Ford Stg. Gear; ☆P.....	7910	Pump Complete Rebuilding Kit.....	8527
		Pump Seal Kit; W/Ford Stg. Gear; ☆P.....	7918	Pump Seal Kit.....	8526
		Pump Drive Shaft Seal Kit; W/Ford Stg. Gear; ☆P.....	8709	Pump Drive Shaft Seal Kit.....	8711
		Stg. Gear Complete Rebuilding Kit; W/Ford Stg. Gear; W/O Tag SPA-AA; ☆P.....	8540	Rack & Pinion Seal Kit.....	8589
		Stg. Gear Complete Rebuilding Kit; W/Ford Stg. Gear; W/Tag SPA-AA; ☆P.....	8509	Rack & Pinion Mounting Kit.....	8565
		Stg. Gear Major Seal Kit; W/Ford Stg. Gear; W/O Tag SPA-AA; ☆P.....	8532	Rack & Pinion Upper Pinion Bearing Kit.....	8588
		Stg. Gear Major Seal Kit; W/Ford Stg. Gear; W/Tag SPA-AA; ☆P.....	7642		
		Stg. Gear Input Shaft Seal Kit; W/Ford Stg. Gear; ☆P.....	8520		
MEDIUM/HEAVY TRUCKS	1979		1985-1984		
	V-8 400 ENG.		6-CYL. 2.4 L DIESEL ENG.; V-8 5.0 L ENG.		
		Pump Complete Rebuilding Kit.....	7910	Pump Complete Rebuilding Kit.....	8527
		Pump Seal Kit.....	7918	Pump Seal Kit.....	8526
		Pump Drive Shaft Seal Kit.....	8709	Pump Drive Shaft Seal Kit.....	8711
		Stg. Gear Complete Rebuilding Kit.....	8896	Rack & Pinion Seal Kit.....	8589
		Stg. Gear Major Seal Kit.....	8897	Rack & Pinion Mounting Kit.....	8565
		Stg. Gear Input Shaft Seal Kit.....	8520	Rack & Pinion Upper Pinion Bearing Kit.....	8588
		Stg. Gear Complete Pitman Shaft Seal Kit.....	8778		
		Stg. Gear Lower Pitman Shaft Seal Kit.....	8779		
BUSES	1978		MARK VIII		
	V-8 400 ENG.; V-8 460 ENG.		1995-1993		
		Pump Complete Rebuilding Kit.....	7910	V-8 4.6 L ENG.	
		Pump Seal Kit.....	7918	Pump Seal Kit.....	8634
		Pump Drive Shaft Seal Kit.....	8709	Pump Drive Shaft Seal Kit.....	8635
		Stg. Gear Complete Rebuilding Kit.....	8896	Rack & Pinion Seal Kit.....	8809
		Stg. Gear Major Seal Kit.....	8897		
		Stg. Gear Input Shaft Seal Kit.....	8520		
		Stg. Gear Complete Pitman Shaft Seal Kit.....	8778		
		Stg. Gear Lower Pitman Shaft Seal Kit.....	8779		
HOSE NUMERICAL	1977		TOWN CAR		
	V-8 400 ENG.; V-8 460 ENG.		1995-1991		
		Pump Complete Rebuilding Kit.....	7910	V-8 4.6 L ENG.	
		Pump Seal Kit.....	7918	Pump Seal Kit.....	8634
		Pump Drive Shaft Seal Kit.....	8709	Pump Drive Shaft Seal Kit.....	8635
		Stg. Gear Complete Rebuilding Kit.....	8540	Stg. Gear Complete Rebuilding Kit.....	8896
		Stg. Gear Major Seal Kit.....	8532	Stg. Gear Major Seal Kit.....	8897
		Stg. Gear Input Shaft Seal Kit.....	8520	Stg. Gear Input Shaft Seal Kit.....	8520
		Stg. Gear Complete Pitman Shaft Seal Kit.....	8769	Stg. Gear Complete Pitman Shaft Seal Kit.....	8778
		Stg. Gear Lower Pitman Shaft Seal Kit.....	8531	Stg. Gear Lower Pitman Shaft Seal Kit.....	8779
REPAIR KITS	MARK VI		1990-1981		
	1983-1981		V-8 5.0 L ENG.		
	V-8 5.0 L ENG.		Pump Complete Rebuilding Kit.....		
		Pump Complete Rebuilding Kit.....	8527	8527	
		Pump Seal Kit.....	8526	8526	
				8711	
				8896	
				8897	
				8520	
				8778	
KIT NUMERICAL	ILLUSTRATIONS				

☆ See Pages A14 - A15 For Pump or Gear Identification.

⊗ Packaged one bushing per box, order as required.

Power Steering Repair Kits for Passenger Cars and Light Trucks

Application	Kit No.	Application	Kit No.
LINCOLN - Continued		MAZDA - Continued	
VERSAILLES		B4000 PICKUP - Continued	
1980		1995-1994 - Continued	
V-8 5.0 L ENG.		V-6 4.0 L ENG. - Continued	
Pump Complete Rebuilding Kit.....	8527	Pump Drive Shaft Seal Kit.....	8711
Pump Seal Kit.....	8526	Stg. Gear Major Seal Kit.....	8856
Pump Drive Shaft Seal Kit.....	8711	Stg. Gear Input Shaft Seal Kit.....	8520
Control Valve Complete Rebuilding Kit.....	7885	COSMO	
Control Valve Seal Kit.....	7889	1978-1976	
Power Cyl. Complete Rebuilding Kit.....	7874	2-ROTOR 80 ENG.	
Power Cyl. Piston Rod Seal Kit.....	7877	Pump Seal Kit.....	8603
Power Cyl. Boot Kit.....	8901	MILLENNIA	
1979-1978		1995	
V-8 302 ENG.		V-6 2.3 L ENG.; V-6 2.5 L ENG.	
Pump Complete Rebuilding Kit.....	8527	Pump Seal Kit.....	8799
Pump Seal Kit.....	8526	Rack & Pinion Seal Kit.....	8893
Pump Drive Shaft Seal Kit.....	8711	MPV	
Control Valve Complete Rebuilding Kit.....	7885	1995	
Control Valve Seal Kit.....	7889	4-CYL. 2.6 L ENG. (CANADA); V-6 3.0 L ENG.	
Power Cyl. Complete Rebuilding Kit.....	7874	Pump Seal Kit.....	8831
Power Cyl. Piston Rod Seal Kit.....	7877	Rack & Pinion Seal Kit.....	8862
Power Cyl. Boot Kit.....	8901	1994-1989	
1977		4-CYL. 2.6 L ENG.; V-6 3.0 L ENG.	
V-8 302 ENG.; V-8 351 ENG.		Pump Seal Kit.....	8831
Pump Complete Rebuilding Kit.....	8500	Rack & Pinion Seal Kit.....	8862
Pump Seal Kit.....	8501	1994-1989	
Pump Drive Shaft Seal Kit.....	8711	4-CYL. 2.6 L ENG.; V-6 3.0 L ENG.	
Control Valve Complete Rebuilding Kit.....	7885	Pump Seal Kit.....	8831
Control Valve Seal Kit.....	7889	Rack & Pinion Seal Kit.....	8862
Power Cyl. Complete Rebuilding Kit.....	7874	MX-3	
Power Cyl. Piston Rod Seal Kit.....	7877	1995	
Power Cyl. Boot Kit.....	8901	4-CYL. 1.6 L ENG.	
MAZDA		Pump Seal Kit.....	8839
B2000 PICKUP		V-6 1.8 L ENG. (CANADA)	
1987-1986		Pump Seal Kit.....	8799
4-CYL. 2.0 L ENG.		Rack & Pinion Seal Kit.....	8894
Pump Seal Kit.....	8838	1994-1992	
Stg. Gear Major Seal Kit.....	8855	4-CYL. 1.6 L ENG.	
B2200 PICKUP		Pump Seal Kit.....	8839
1993-1987		V-6 1.8 L ENG.	
4-CYL. 2.2 L ENG.		Pump Seal Kit.....	8799
Pump Seal Kit.....	8838	Rack & Pinion Seal Kit.....	8894
Stg. Gear Major Seal Kit.....	8855	MX-5 MIATA	
B2300 PICKUP		1995-1994	
1995-1994		4-CYL. 1.8 L ENG.	
4-CYL. 2.3 L ENG.		Pump Seal Kit.....	8839
Pump Complete Rebuilding Kit.....	8527	Rack & Pinion Seal Kit.....	8864
Pump Seal Kit.....	8526	1993-1990	
Pump Drive Shaft Seal Kit.....	8711	4-CYL. 1.6 L ENG.	
Stg. Gear Major Seal Kit.....	8856	Pump Seal Kit.....	8839
Stg. Gear Input Shaft Seal Kit.....	8520	Rack & Pinion Seal Kit.....	8864
B2600I PICKUP		MX-6	
1993-1990		1995-1993	
4-CYL. 2.6 L ENG.		4-CYL. 2.0 L ENG.; V-6 2.5 L ENG.	
Stg. Gear Major Seal Kit.....	8855	Pump Seal Kit.....	8799
B3000 PICKUP		Rack & Pinion Seal Kit.....	8865
1995-1994		1992-1988	
V-6 3.0 L ENG.		4-CYL. 2.2 L ENG.	
Pump Complete Rebuilding Kit.....	8527	Pump Seal Kit.....	8837
Pump Seal Kit.....	8526	Rack & Pinion Seal Kit; W/O Turbo.....	8647
Pump Drive Shaft Seal Kit.....	8711	Rack & Pinion Seal Kit; W/Turbo.....	8733
Stg. Gear Major Seal Kit.....	8856	NAVAJO	
Stg. Gear Input Shaft Seal Kit.....	8520	1994-1991	
B4000 PICKUP		V-6 4.0 L ENG.	
1995-1994		Pump Complete Rebuilding Kit.....	8527
V-6 4.0 L ENG.		Pump Seal Kit.....	8526
Pump Complete Rebuilding Kit.....	8527	Pump Drive Shaft Seal Kit.....	8711
Pump Seal Kit.....	8526	Stg. Gear Complete Rebuilding Kit.....	8896
		Stg. Gear Major Seal Kit.....	8897

SYSTEM PUMP & GEAR IDENT.

SYSTEM & COMPONENT IDENT.

PASS. CARS

LIGHT TRUCKS

MEDIUM/HEAVY TRUCKS

BUSES

HOSE NUMERICAL

REPAIR KITS

KIT NUMERICAL

ILLUSTRATIONS

☆ See Pages A14 - A15 For Pump or Gear Identification.

☺ Packaged one bushing per box, order as required.

Power Steering Repair Kits for Passenger Cars and Light Trucks

	Application	Kit No.	Application	Kit No.		
SYSTEM PUMP & GEAR IDENT.	MAZDA - Continued		MAZDA - Continued			
	NAVAJO - Continued		626 - Continued			
	1994-1991 - Continued		1988			
	V-6 4.0 L ENG. - Continued		4-CYL. 2.2 L ENG.			
		Stg. Gear Input Shaft Seal Kit.....	8520	Pump Seal Kit; W/2-Wheel Stg.....	8837	
		Stg. Gear Complete Pitman Shaft Seal Kit.....	8778	Rack & Pinion Seal Kit; W/O Turbo.....	8647	
		Stg. Gear Lower Pitman Shaft Seal Kit.....	8779	Rack & Pinion Seal Kit; W/Turbo.....	8733	
	PROTEGE		1987-1986			
	1995		4-CYL. 2.0 L ENG.			
	4-CYL. 1.5 L ENG.; 4-CYL. 1.8 L ENG.		Pump Seal Kit.....		8726	
	Pump Seal Kit.....	8839	Rack & Pinion Seal Kit.....	8653		
	Rack & Pinion Seal Kit.....	8892	1985-1984			
SYSTEM & COMPONENT IDENT.	1994-1992		4-CYL. 2.0 L ENG.			
	4-CYL. 1.8 L ENG.		Pump Seal Kit; W/Atsugi P.S. Pump; W/14-Spline Shaft.....		8723	
		Pump Seal Kit.....	8839	Pump Seal Kit; W/Atsugi P.S. Pump; W/17-Spline Shaft.....	8726	
		Rack & Pinion Seal Kit.....	8892	Rack & Pinion Seal Kit.....	8653	
	PASS. CARS	1991-1990		4-CYL. 2.0 L DIESEL ENG.		
		4-CYL. 1.8 L ENG.		Rack & Pinion Seal Kit.....		8653
			Pump Seal Kit.....	8839	1983	
			Rack & Pinion Seal Kit.....	8731	4-CYL. 2.0 L ENG.	
		RX-4		Pump Seal Kit; W/Atsugi P.S. Pump; W/14-Spline Shaft.....		8723
		1978-1974		Pump Seal Kit; W/Atsugi P.S. Pump; W/17-Spline Shaft.....		8726
2-ROTOR 80 ENG.		Rack & Pinion Seal Kit.....		8653		
		Pump Seal Kit.....	8603	929		
LIGHT TRUCKS		RX-7		1995-1992		
		1995-1993		V-6 3.0 L ENG.		
	2-ROTOR 1.3 L ENG.		Pump Seal Kit.....		8799	
		Pump Seal Kit.....	8799	1991-1990		
	1991-1986		V-6 3.0 L ENG.			
	2-ROTOR 1.3 L ENG.		Pump Seal Kit; W/DOHC Eng.....		8799	
		Pump Seal Kit.....	8831	MERCURY		
		Rack & Pinion Seal Kit.....	8861	BOBCAT		
	MEDIUM/HEAVY TRUCKS	1985-1984		1980		
		2-ROTOR 1.1 L ENG.; 2-ROTOR 1.3 L ENG.		4-CYL. 2.3 L ENG.		
		Stg. Gear Major Seal Kit.....	8855	Pump Complete Rebuilding Kit.....		
323		Pump Seal Kit.....		8527		
1995		Pump Drive Shaft Seal Kit.....		8526		
4-CYL. 1.6 L ENG. (CANADA)		Rack & Pinion Seal Kit.....		8711		
		Pump Seal Kit.....	8839	Rack & Pinion Seal Kit.....		
1994		Rack & Pinion Mounting Kit.....		8591		
4-CYL. 1.6 L ENG.; 4-CYL. 1.8 L ENG. (CANADA)		Rack & Pinion Upper Pinion Bearing Kit.....		8592		
HOSE NUMERICAL		1993-1990		1979-1978		
	4-CYL. 1.6 L ENG.; 4-CYL. 1.8 L ENG. (CANADA)		4-CYL. 140 ENG.; V-6 171 ENG.			
		Pump Seal Kit.....	8839	Pump Complete Rebuilding Kit.....		
		Rack & Pinion Seal Kit.....	8731	Pump Seal Kit.....		
	1989-1986		Pump Drive Shaft Seal Kit.....		8711	
	4-CYL. 1.6 L ENG.		Rack & Pinion Seal Kit.....		8591	
		Pump Seal Kit.....	8836	Rack & Pinion Seal Kit; W/3-Hole Mount; Jul. 5 & Older.....		
		Rack & Pinion Seal Kit.....	8887	Rack & Pinion Bellow Kit; Left; W/3-Hole Mount; Jul. 5 & Older.....		
	REPAIR KITS	626		Rack & Pinion Mounting Kit.....		
		1995-1993		Rack & Pinion Upper Pinion Bearing Kit.....		
4-CYL. 2.0 L ENG.; V-6 2.5 L ENG.		Rack & Pinion Lower Pinion Bearing Kit; W/3-Hole Mount; Jul. 5 & Older.....				
		Pump Seal Kit.....	8799	8500		
		Rack & Pinion Seal Kit; W/TRW Rack & Pinion Gear; ☆R.....	8865	8501		
1992		8711				
4-CYL. 2.2 L ENG.		8591				
		Pump Seal Kit.....	8837	8594		
		Rack & Pinion Seal Kit.....	8647	8562		
KIT NUMERICAL		1991-1989		8562		
	4-CYL. 2.2 L ENG.		Rack & Pinion Mounting Kit.....			
		Pump Seal Kit.....	8837	8592		
		Rack & Pinion Seal Kit; W/O Turbo.....	8647	8592		
		Rack & Pinion Seal Kit; W/Turbo.....	8733	8595		
	1976-1975		4-CYL. 140 ENG.; V-6 171 ENG.			
	Pump Complete Rebuilding Kit.....		8500			
	Pump Seal Kit.....		8501			
	Pump Drive Shaft Seal Kit.....		8711			
	Rack & Pinion Seal Kit.....		8594			
Rack & Pinion Bellow Kit; Left.....		8562				
Rack & Pinion Mounting Kit.....		8592				
Rack & Pinion Upper Pinion Bearing Kit.....		8592				
Rack & Pinion Lower Pinion Bearing Kit.....		8595				
ILLUSTRATIONS						

☆ See Pages A14 - A15 For Pump or Gear Identification.

⊗ Packaged one bushing per box, order as required.

Power Steering Repair Kits for Passenger Cars and Light Trucks

Application	Kit No.	Application	Kit No.
MERCURY - Continued		MERCURY - Continued	
CAPRI		COLONY PARK - Continued	
1994-1991		1974 - Continued	
4-CYL. 1.6 L ENG.		V-8 400 ENG. - Continued	
Pump Seal Kit.....	8836	Stg. Gear Input Shaft Seal Kit.....	8520
Rack & Pinion Seal Kit.....	8887	Stg. Gear Complete Pitman Shaft Seal Kit.....	8769
		Stg. Gear Lower Pitman Shaft Seal Kit.....	8531
1986-1983		V-8 460 ENG.	
4-CYL. 2.3 L ENG.; V-6 3.8 L ENG.; V-8 5.0 L ENG.		Pump Complete Rebuilding Kit.....	7910
Pump Complete Rebuilding Kit.....	8527	Pump Seal Kit.....	7918
Pump Seal Kit.....	8526	Pump Drive Shaft Seal Kit.....	8709
Pump Drive Shaft Seal Kit.....	8711	Stg. Gear Complete Rebuilding Kit; W/Ford Stg. Gear; W/O Tag SPA-AA; ☆P.....	8540
Rack & Pinion Seal Kit.....	8589	Stg. Gear Complete Rebuilding Kit; W/Ford Stg. Gear; W/Tag SPA-AA; ☆P.....	8509
Rack & Pinion Mounting Kit.....	8565	Stg. Gear Major Seal Kit; W/Ford Stg. Gear; W/O Tag SPA-AA; ☆P.....	8532
Rack & Pinion Upper Pinion Bearing Kit.....	8588	Stg. Gear Major Seal Kit; W/Ford Stg. Gear; W/Tag SPA-AA; ☆P.....	7642
		Stg. Gear Input Shaft Seal Kit.....	8520
		Stg. Gear Complete Pitman Shaft Seal Kit.....	8769
		Stg. Gear Lower Pitman Shaft Seal Kit.....	8531
1982		1973	
4-CYL. 2.3 L ENG.; 6-CYL. 3.3 L ENG.; V-8 4.2 L ENG.; V-8 5.0 L ENG.		V-8 400 ENG.	
Pump Complete Rebuilding Kit.....	8527	Pump Complete Rebuilding Kit.....	8500
Pump Seal Kit.....	8526	Pump Seal Kit.....	8501
Pump Drive Shaft Seal Kit.....	8711	Pump Drive Shaft Seal Kit.....	8711
Rack & Pinion Seal Kit; W/Ford Stg. Gear; ☆Q.....	8589	Stg. Gear Complete Rebuilding Kit; W/Ford Stg. Gear; W/O Tag SPA-AA; ☆P.....	8540
Rack & Pinion Seal Kit; W/TRW Stg. Gear; ☆R.....	8591	Stg. Gear Complete Rebuilding Kit; W/Ford Stg. Gear; W/Tag SPA-AA; ☆P.....	8509
Rack & Pinion Mounting Kit.....	8565	Stg. Gear Major Seal Kit; W/Ford Stg. Gear; W/O Tag SPA-AA; ☆P.....	8532
Rack & Pinion Upper Pinion Bearing Kit.....	8588	Stg. Gear Major Seal Kit; W/Ford Stg. Gear; W/Tag SPA-AA; ☆P.....	7642
		Stg. Gear Input Shaft Seal Kit.....	8520
		Stg. Gear Complete Pitman Shaft Seal Kit.....	8769
		Stg. Gear Lower Pitman Shaft Seal Kit.....	8531
1981-1980		V-8 429 ENG.; V-8 460 ENG.	
4-CYL. 2.3 L ENG.; 6-CYL. 3.3 L ENG.; V-8 4.2 L ENG.		Pump Complete Rebuilding Kit.....	7910
Pump Complete Rebuilding Kit.....	8527	Pump Seal Kit.....	7918
Pump Seal Kit.....	8526	Pump Drive Shaft Seal Kit.....	8709
Pump Drive Shaft Seal Kit.....	8711	Stg. Gear Complete Rebuilding Kit; W/Ford Stg. Gear; W/O Tag SPA-AA; ☆P.....	8540
Rack & Pinion Seal Kit; W/Ford Stg. Gear; ☆Q.....	8589	Stg. Gear Complete Rebuilding Kit; W/Ford Stg. Gear; W/Tag SPA-AA; ☆P.....	8509
Rack & Pinion Seal Kit; W/TRW Stg. Gear; ☆R.....	8591	Stg. Gear Major Seal Kit; W/Ford Stg. Gear; W/O Tag SPA-AA; ☆P.....	8532
Rack & Pinion Mounting Kit.....	8565	Stg. Gear Major Seal Kit; W/Ford Stg. Gear; W/Tag SPA-AA; ☆P.....	7642
Rack & Pinion Upper Pinion Bearing Kit.....	8588	Stg. Gear Input Shaft Seal Kit.....	8520
		Stg. Gear Complete Pitman Shaft Seal Kit.....	8769
		Stg. Gear Lower Pitman Shaft Seal Kit.....	8531
1979		1972-1971	
4-CYL. 140 ENG.; 6-CYL. 200 ENG.; V-6 171 ENG.; V-8 302 ENG.		V-8 400 ENG.; V-8 429 ENG.	
Pump Complete Rebuilding Kit.....	8527	Pump Complete Rebuilding Kit.....	8500
Pump Seal Kit.....	8526	Pump Seal Kit.....	8501
Pump Drive Shaft Seal Kit.....	8711	Pump Drive Shaft Seal Kit.....	8711
Rack & Pinion Seal Kit; W/Ford Stg. Gear; ☆Q.....	8589	Stg. Gear Complete Rebuilding Kit.....	8509
Rack & Pinion Seal Kit; W/TRW Stg. Gear; ☆R.....	8591	Stg. Gear Major Seal Kit.....	7642
Rack & Pinion Mounting Kit.....	8565	Stg. Gear Input Shaft Seal Kit.....	8520
Rack & Pinion Upper Pinion Bearing Kit.....	8588	Stg. Gear Complete Pitman Shaft Seal Kit.....	8769
		Stg. Gear Lower Pitman Shaft Seal Kit.....	8531
COLONY PARK		COMET	
1991-1989		1977-1973	
V-8 5.0 L ENG.		6-CYL. 200 ENG.; 6-CYL. 250 ENG.; V-8 302 ENG.	
Pump Complete Rebuilding Kit.....	8527	Pump Complete Rebuilding Kit.....	8500
Pump Seal Kit.....	8526	Pump Seal Kit.....	8501
Pump Drive Shaft Seal Kit.....	8711	Pump Drive Shaft Seal Kit.....	8711
Stg. Gear Complete Rebuilding Kit.....	8896	Stg. Gear Complete Rebuilding Kit.....	8509
Stg. Gear Major Seal Kit.....	8897	Stg. Gear Major Seal Kit.....	7642
Stg. Gear Input Shaft Seal Kit.....	8520	Stg. Gear Input Shaft Seal Kit.....	8520
Stg. Gear Complete Pitman Shaft Seal Kit.....	8778	Stg. Gear Complete Pitman Shaft Seal Kit.....	8768
Stg. Gear Lower Pitman Shaft Seal Kit.....	8779	Stg. Gear Lower Pitman Shaft Seal Kit.....	8515
1988-1987		1972-1973	
V-8 5.0 L ENG.; V-8 5.8 L ENG. (CANADA)		6-CYL. 200 ENG.; 6-CYL. 250 ENG.; V-8 302 ENG.	
Pump Complete Rebuilding Kit.....	8527	Pump Complete Rebuilding Kit.....	8500
Pump Seal Kit.....	8526	Pump Seal Kit.....	8501
Pump Drive Shaft Seal Kit.....	8711	Pump Drive Shaft Seal Kit.....	8711
Stg. Gear Complete Rebuilding Kit.....	8896	Control Valve Complete Rebuilding Kit.....	7885
Stg. Gear Major Seal Kit.....	8897	Control Valve Seal Kit.....	7889
Stg. Gear Input Shaft Seal Kit.....	8520	Power Cyl. Complete Rebuilding Kit.....	7874
Stg. Gear Complete Pitman Shaft Seal Kit.....	8778	Power Cyl. Piston Rod Seal Kit.....	7877
Stg. Gear Lower Pitman Shaft Seal Kit.....	8779	Power Cyl. Boot Kit.....	8901
1974		1972-1971	
V-8 400 ENG.		6-CYL. 170 ENG.; 6-CYL. 200 ENG.; 6-CYL. 250 ENG.; V-8 302 ENG.	
Pump Complete Rebuilding Kit.....	8500	Pump Complete Rebuilding Kit.....	8500
Pump Seal Kit.....	8501	Pump Seal Kit.....	8501
Pump Drive Shaft Seal Kit.....	8711	Pump Drive Shaft Seal Kit.....	8711
Stg. Gear Complete Rebuilding Kit; W/Ford Stg. Gear; W/O Tag SPA-AA; ☆P.....	8540	Control Valve Complete Rebuilding Kit.....	7885
Stg. Gear Complete Rebuilding Kit; W/Ford Stg. Gear; W/Tag SPA-AA; ☆P.....	8509	Control Valve Seal Kit.....	7889
Stg. Gear Major Seal Kit; W/Ford Stg. Gear; W/O Tag SPA-AA; ☆P.....	8532	Power Cyl. Complete Rebuilding Kit.....	7874
Stg. Gear Major Seal Kit; W/Ford Stg. Gear; W/Tag SPA-AA; ☆P.....	7642	Power Cyl. Piston Rod Seal Kit.....	7877
		Power Cyl. Boot Kit.....	8901

☆ See Pages A14 - A15 For Pump or Gear Identification.

⊙ Packaged one bushing per box, order as required.

SYSTEM
PUMP &
GEAR
IDENT.

SYSTEM &
COM-
PONENT
IDENT.

PASS.
CARS

LIGHT
TRUCKS

MEDIUM/
HEAVY
TRUCKS

BUSES

HOSE
NUMER-
ICAL

REPAIR
KITS

KIT
NUMER-
ICAL

ILLUSTRATIONS

Power Steering Repair Kits for Passenger Cars and Light Trucks

	Application	Kit No.	Application	Kit No.	
SYSTEM PUMP & GEAR IDENT.	MERCURY - Continued		MERCURY - Continued		
	COMET - Continued		COMET - Continued		
	1972-1971 - Continued		1963 - Continued		
	6-CYL. 170 ENG.; 6-CYL. 200 ENG.; 6-CYL. 250 ENG.; V-8 302 ENG. - Continued		6-CYL. 144 ENG.; 6-CYL. 170 ENG.; V-8 260 ENG. - Continued		
		Power Cyl. Piston Rod Seal Kit.....	7877	Power Cyl. Piston Rod Seal Kit.....	7877
		Power Cyl. Boot Kit.....	8901	Power Cyl. Boot Kit.....	8901
	1969		1962		
	6-CYL. 250 ENG.; V-8 302 ENG.; V-8 351 ENG.; V-8 390 ENG.		6-CYL. 144 ENG.; 6-CYL. 170 ENG.		
		Pump Complete Rebuilding Kit.....	8500	Pump Seal Kit.....	7168
		Pump Seal Kit.....	8501	Pump Drive Shaft Seal Kit.....	8713
	Pump Drive Shaft Seal Kit.....	8711	Control Valve Complete Rebuilding Kit.....	7885	
	Control Valve Complete Rebuilding Kit.....	7885	Control Valve Seal Kit.....	7889	
	Control Valve Seal Kit.....	7889	Power Cyl. Complete Rebuilding Kit.....	7874	
	Power Cyl. Complete Rebuilding Kit.....	7874	Power Cyl. Piston Rod Seal Kit.....	7877	
	Power Cyl. Piston Rod Seal Kit.....	7877	Power Cyl. Boot Kit.....	8901	
	Power Cyl. Boot Kit.....	8901	1961		
1968		6-CYL. 144 ENG.; 6-CYL. 170 ENG.			
6-CYL. 200 ENG.; V-8 302 ENG.; V-8 390 ENG.; V-8 427 ENG.; V-8 428 ENG.		Pump Seal Kit.....		7168	
	Pump Complete Rebuilding Kit.....	8500	Pump Drive Shaft Seal Kit.....	8713	
	Pump Seal Kit.....	8501	Power Cyl. Complete Rebuilding Kit.....	7875	
	Pump Drive Shaft Seal Kit.....	8711	Power Cyl. Piston Rod Seal Kit.....	7877	
	Control Valve Complete Rebuilding Kit.....	7885	1960		
	Control Valve Seal Kit.....	7889	6-CYL. 144 ENG.		
	Power Cyl. Complete Rebuilding Kit.....	7874	Pump Seal Kit.....		
	Power Cyl. Piston Rod Seal Kit.....	7877	Pump Drive Shaft Seal Kit.....		
	Power Cyl. Boot Kit.....	8901	Power Cyl. Complete Rebuilding Kit.....		
			Power Cyl. Piston Rod Seal Kit.....		
			Power Cyl. Boot Kit.....		
			7877		
			7877		
1967-1966		COUGAR			
6-CYL. 200 ENG.; V-8 289 ENG.; V-8 390 ENG.		1995-1994			
	Pump Complete Rebuilding Kit.....	8500	V-6 3.8 L ENG.		
	Pump Seal Kit.....	8501	Pump Complete Rebuilding Kit.....		
	Pump Drive Shaft Seal Kit.....	8711	Pump Seal Kit.....		
	Control Valve Complete Rebuilding Kit.....	7885	Pump Drive Shaft Seal Kit.....		
	Control Valve Seal Kit.....	7889	Rack & Pinion Seal Kit.....		
	Power Cyl. Complete Rebuilding Kit.....	7874	Rack & Pinion Mounting Kit.....		
	Power Cyl. Piston Rod Seal Kit.....	7877	Rack & Pinion Upper Pinion Bearing Kit.....		
	Power Cyl. Boot Kit.....	8901	8527		
			8526		
			8711		
			8621		
			8565		
			8588		
			V-8 4.6 L ENG.		
			Pump Seal Kit.....		
			Pump Drive Shaft Seal Kit.....		
			Rack & Pinion Seal Kit.....		
			Rack & Pinion Mounting Kit.....		
			Rack & Pinion Upper Pinion Bearing Kit.....		
			8634		
			8635		
			8621		
			8565		
			8588		
			1993-1991		
			V-6 3.8 L ENG.; V-8 5.0 L ENG.		
			Pump Complete Rebuilding Kit.....		
			Pump Seal Kit.....		
			Pump Drive Shaft Seal Kit.....		
			Rack & Pinion Seal Kit.....		
			Rack & Pinion Mounting Kit.....		
			Rack & Pinion Upper Pinion Bearing Kit.....		
			8527		
			8526		
			8711		
			8621		
			8565		
			8588		
			1990-1989		
			V-6 3.8 L ENG.		
			Pump Complete Rebuilding Kit.....		
			Pump Seal Kit.....		
			Pump Drive Shaft Seal Kit.....		
			Rack & Pinion Seal Kit.....		
			Rack & Pinion Mounting Kit.....		
			Rack & Pinion Upper Pinion Bearing Kit.....		
			8527		
			8526		
			8711		
			8621		
			8565		
			8588		
			1988-1987		
			V-6 3.8 L ENG.; V-8 5.0 L ENG.		
			Pump Complete Rebuilding Kit.....		
			Pump Seal Kit.....		
			Pump Drive Shaft Seal Kit.....		
			Rack & Pinion Seal Kit.....		
			Rack & Pinion Mounting Kit.....		
			Rack & Pinion Upper Pinion Bearing Kit.....		
			8527		
			8526		
			8711		
			8589		
			8565		
			8588		
			1986-1984		
			4-CYL. 2.3 L ENG.; V-6 3.8 L ENG.; V-8 5.0 L ENG.		
			Pump Complete Rebuilding Kit.....		
			Pump Seal Kit.....		
			Pump Drive Shaft Seal Kit.....		
			Rack & Pinion Seal Kit.....		
			Rack & Pinion Mounting Kit.....		
			Rack & Pinion Upper Pinion Bearing Kit.....		
			8527		
			8526		
			8711		
			8589		
			8565		
			8588		

☆ See Pages A14 - A15 For Pump or Gear Identification.

⊗ Packaged one bushing per box, order as required.

Power Steering Repair Kits for Passenger Cars and Light Trucks

Application	Kit No.	Application	Kit No.
MERCURY - Continued		MERCURY - Continued	
COUGAR - Continued		COUGAR - Continued	
1983		1977 - Continued	
V-6 3.8 L ENG.; V-8 5.0 L ENG.		V-8 302 ENG.; V-8 351 ENG.; V-8 400 ENG. - Continued	
Pump Complete Rebuilding Kit.....	8527	Stg. Gear Major Seal Kit; W/Saginaw Stg. Gear; ☆N.....	7860
Pump Seal Kit.....	8526	Stg. Gear Input Shaft Seal Kit; W/Ford Stg. Gear; ☆P.....	8520
Pump Drive Shaft Seal Kit.....	8711	Stg. Gear Input Shaft Seal Kit; W/Saginaw Stg. Gear; ☆N.....	7095
Rack & Pinion Seal Kit.....	8589	Stg. Gear Complete Pitman Shaft Seal Kit; W/Ford Stg. Gear; ☆P.....	8769
Rack & Pinion Mounting Kit.....	8565	Stg. Gear Complete Pitman Shaft Seal Kit; W/Saginaw Stg. Gear; ☆N.....	8766
Rack & Pinion Upper Pinion Bearing Kit.....	8588	Stg. Gear Lower Pitman Shaft Seal Kit; W/Ford Stg. Gear; ☆P.....	8531
1982		Stg. Gear Lower Pitman Shaft Seal Kit; W/Saginaw Stg. Gear; ☆N.....	7856
4-CYL. 2.3 L ENG.; 6-CYL. 3.3 L ENG.; V-6 3.8 L ENG.; V-8 4.2 L ENG.		1976-1975	
Pump Complete Rebuilding Kit.....	8527	V-8 351 ENG.; V-8 400 ENG.; V-8 460 ENG.	
Pump Seal Kit.....	8526	Pump Complete Rebuilding Kit.....	8500
Pump Drive Shaft Seal Kit.....	8711	Pump Seal Kit.....	8501
Rack & Pinion Seal Kit.....	8589	Pump Drive Shaft Seal Kit.....	8711
Rack & Pinion Mounting Kit.....	8565	Stg. Gear Complete Rebuilding Kit; W/Ford Stg. Gear; ☆P.....	8540
Rack & Pinion Upper Pinion Bearing Kit.....	8588	Stg. Gear Complete Rebuilding Kit; W/Saginaw Stg. Gear; ☆N.....	7858
1981		Stg. Gear Major Seal Kit; W/Ford Stg. Gear; ☆P.....	8532
4-CYL. 2.3 L ENG.; 6-CYL. 3.3 L ENG.; V-8 4.2 L ENG.; V-8 5.0 L ENG.		Stg. Gear Major Seal Kit; W/Saginaw Stg. Gear; ☆N.....	7860
Pump Complete Rebuilding Kit.....	8527	Stg. Gear Input Shaft Seal Kit; W/Ford Stg. Gear; ☆P.....	8520
Pump Seal Kit.....	8526	Stg. Gear Input Shaft Seal Kit; W/Saginaw Stg. Gear; ☆N.....	7095
Pump Drive Shaft Seal Kit.....	8711	Stg. Gear Complete Pitman Shaft Seal Kit; W/Ford Stg. Gear; ☆P.....	8769
Rack & Pinion Seal Kit.....	8589	Stg. Gear Complete Pitman Shaft Seal Kit; W/Saginaw Stg. Gear; ☆N.....	8766
Rack & Pinion Mounting Kit.....	8565	Stg. Gear Lower Pitman Shaft Seal Kit; W/Ford Stg. Gear; ☆P.....	8531
Rack & Pinion Upper Pinion Bearing Kit.....	8588	Stg. Gear Lower Pitman Shaft Seal Kit; W/Saginaw Stg. Gear; ☆N.....	7856
1980		1974	
6-CYL. 3.3 L ENG.; V-8 4.2 L ENG.; V-8 5.0 L ENG.		V-8 351 ENG.; V-8 400 ENG.; V-8 460 ENG.	
Pump Complete Rebuilding Kit.....	8527	Pump Complete Rebuilding Kit.....	8500
Pump Seal Kit.....	8526	Pump Seal Kit.....	8501
Pump Drive Shaft Seal Kit.....	8711	Pump Drive Shaft Seal Kit.....	8711
Rack & Pinion Seal Kit.....	8589	Stg. Gear Complete Rebuilding Kit; W/Ford Stg. Gear; W/O Tag SPA-AA; ☆P.....	8540
Rack & Pinion Mounting Kit.....	8565	Stg. Gear Complete Rebuilding Kit; W/Ford Stg. Gear; W/Tag SPA-AA; ☆P.....	8509
Rack & Pinion Upper Pinion Bearing Kit.....	8588	Stg. Gear Complete Rebuilding Kit; W/Saginaw Stg. Gear; ☆N.....	7858
1979		Stg. Gear Major Seal Kit; W/Ford Stg. Gear; W/O Tag SPA-AA; ☆P.....	8532
V-8 302 ENG.; V-8 351 ENG.		Stg. Gear Major Seal Kit; W/Ford Stg. Gear; W/Tag SPA-AA; ☆P.....	7642
Pump Complete Rebuilding Kit.....	8527	Stg. Gear Major Seal Kit; W/Saginaw Stg. Gear; ☆N.....	7860
Pump Seal Kit.....	8526	Stg. Gear Input Shaft Seal Kit; W/Ford Stg. Gear; ☆P.....	8520
Pump Drive Shaft Seal Kit.....	8711	Stg. Gear Input Shaft Seal Kit; W/Saginaw Stg. Gear; ☆N.....	7095
Stg. Gear Complete Rebuilding Kit; W/Ford Stg. Gear; ☆P.....	8896	Stg. Gear Complete Pitman Shaft Seal Kit; W/Ford Stg. Gear; ☆P.....	8769
Stg. Gear Complete Rebuilding Kit; W/Saginaw Stg. Gear; ☆N.....	7858	Stg. Gear Complete Pitman Shaft Seal Kit; W/Saginaw Stg. Gear; ☆N.....	8766
Stg. Gear Major Seal Kit; W/Ford Stg. Gear; ☆P.....	8897	Stg. Gear Lower Pitman Shaft Seal Kit; W/Ford Stg. Gear; ☆P.....	8531
Stg. Gear Major Seal Kit; W/Saginaw Stg. Gear; ☆N.....	7860	Stg. Gear Lower Pitman Shaft Seal Kit; W/Saginaw Stg. Gear; ☆N.....	7856
Stg. Gear Input Shaft Seal Kit; W/Ford Stg. Gear; ☆P.....	8520	1973-1972	
Stg. Gear Input Shaft Seal Kit; W/Saginaw Stg. Gear; ☆N.....	7095	V-8 351 ENG.	
Stg. Gear Complete Pitman Shaft Seal Kit; W/Ford Stg. Gear; ☆P.....	8778	Pump Complete Rebuilding Kit.....	8500
Stg. Gear Complete Pitman Shaft Seal Kit; W/Saginaw Stg. Gear; ☆N.....	8766	Pump Seal Kit.....	8501
Stg. Gear Lower Pitman Shaft Seal Kit; W/Ford Stg. Gear; ☆P.....	8779	Pump Drive Shaft Seal Kit.....	8711
Stg. Gear Lower Pitman Shaft Seal Kit; W/Saginaw Stg. Gear; ☆N.....	7856	Stg. Gear Complete Rebuilding Kit.....	7858
1978		Stg. Gear Major Seal Kit.....	7860
V-8 302 ENG.; V-8 351 ENG.; V-8 400 ENG.		Stg. Gear Input Shaft Seal Kit.....	7095
Pump Complete Rebuilding Kit.....	8527	Stg. Gear Complete Pitman Shaft Seal Kit.....	8766
Pump Seal Kit.....	8526	Stg. Gear Lower Pitman Shaft Seal Kit.....	7856
Pump Drive Shaft Seal Kit.....	8711	1971	
Stg. Gear Complete Rebuilding Kit; W/Ford Stg. Gear; ☆P.....	8896	V-8 351 ENG.; V-8 429 ENG.	
Stg. Gear Complete Rebuilding Kit; W/Saginaw Stg. Gear; ☆N.....	7858	Pump Complete Rebuilding Kit.....	8500
Stg. Gear Major Seal Kit; W/Ford Stg. Gear; ☆P.....	8897	Pump Seal Kit.....	8501
Stg. Gear Major Seal Kit; W/Saginaw Stg. Gear; ☆N.....	7860	Pump Drive Shaft Seal Kit.....	8711
Stg. Gear Input Shaft Seal Kit; W/Ford Stg. Gear; ☆P.....	8520	Stg. Gear Complete Rebuilding Kit.....	7858
Stg. Gear Input Shaft Seal Kit; W/Saginaw Stg. Gear; ☆N.....	7095	Stg. Gear Major Seal Kit.....	7860
Stg. Gear Complete Pitman Shaft Seal Kit; W/Ford Stg. Gear; ☆P.....	8778	Stg. Gear Input Shaft Seal Kit.....	7095
Stg. Gear Complete Pitman Shaft Seal Kit; W/Saginaw Stg. Gear; ☆N.....	8766	Stg. Gear Complete Pitman Shaft Seal Kit.....	8766
Stg. Gear Lower Pitman Shaft Seal Kit; W/Ford Stg. Gear; ☆P.....	8779	Stg. Gear Lower Pitman Shaft Seal Kit.....	7856
Stg. Gear Lower Pitman Shaft Seal Kit; W/Saginaw Stg. Gear; ☆N.....	7856	1970	
1977		V-8 302 ENG.; V-8 351 ENG.; V-8 428 ENG.	
V-8 302 ENG.; V-8 351 ENG.; V-8 400 ENG.		Pump Complete Rebuilding Kit.....	8500
Pump Complete Rebuilding Kit.....	8500	Pump Seal Kit.....	8501
Pump Seal Kit.....	8501	Pump Drive Shaft Seal Kit.....	8711
Pump Drive Shaft Seal Kit.....	8711	Control Valve Complete Rebuilding Kit.....	7885
Stg. Gear Complete Rebuilding Kit; W/Ford Stg. Gear; ☆P.....	8540	Control Valve Seal Kit.....	7889
Stg. Gear Complete Rebuilding Kit; W/Saginaw Stg. Gear; ☆N.....	7858	Power Cyl. Complete Rebuilding Kit.....	7874
Stg. Gear Major Seal Kit; W/Ford Stg. Gear; ☆P.....	8532	Power Cyl. Piston Rod Seal Kit.....	7877
		Power Cyl. Boot Kit.....	8901

☆ See Pages A14 - A15 For Pump or Gear Identification.

⊙ Packaged one bushing per box, order as required.

SYSTEM
PUMP &
GEAR
IDENT.

SYSTEM &
COM-
PONENT
IDENT.

PASS.
CARS

LIGHT
TRUCKS

MEDIUM/
HEAVY
TRUCKS

BUSES

HOSE
NUMER-
ICAL

REPAIR
KITS

KIT
NUMER-
ICAL

ILLUSTRATIONS

Power Steering Repair Kits for Passenger Cars and Light Trucks

	Application	Kit No.	Application	Kit No.	
SYSTEM PUMP & GEAR IDENT.	MERCURY - Continued		MERCURY - Continued		
	COUGAR - Continued		GRAND MARQUIS - Continued		
	1970 - Continued		1995-1992 - Continued		
	V-8 429 ENG.		V-8 4.6 L ENG. - Continued		
	Power Cyl. Boot Kit.....		8901	Stg. Gear Major Seal Kit.....	8897
	1969			Stg. Gear Input Shaft Seal Kit.....	8520
	V-8 302 ENG.; V-8 390 ENG.			Stg. Gear Complete Pitman Shaft Seal Kit.....	8778
	Power Cyl. Boot Kit.....		8901	Stg. Gear Lower Pitman Shaft Seal Kit.....	8779
	V-8 351 ENG.; V-8 428 ENG.			1991-1990	
	Pump Complete Rebuilding Kit.....		8500	V-8 5.0 L ENG.	
Pump Seal Kit.....		8501	Pump Complete Rebuilding Kit.....	8527	
Pump Drive Shaft Seal Kit.....		8711	Pump Seal Kit.....	8526	
Control Valve Complete Rebuilding Kit.....		7885	Pump Drive Shaft Seal Kit.....	8711	
Control Valve Seal Kit.....		7889	Stg. Gear Complete Rebuilding Kit.....	8896	
Power Cyl. Complete Rebuilding Kit.....		7874	Stg. Gear Major Seal Kit.....	8897	
Power Cyl. Piston Rod Seal Kit.....		7877	Stg. Gear Input Shaft Seal Kit.....	8520	
Power Cyl. Boot Kit.....		8901	Stg. Gear Complete Pitman Shaft Seal Kit.....	8778	
1968			Stg. Gear Lower Pitman Shaft Seal Kit.....	8779	
V-8 302 ENG.; V-8 390 ENG.; V-8 427 ENG.; V-8 428 ENG.			1989-1983		
Pump Complete Rebuilding Kit.....		8500	V-8 5.0 L ENG.; V-8 5.8 L ENG. (CANADA)		
Pump Seal Kit.....		8501	Pump Complete Rebuilding Kit.....	8527	
Pump Drive Shaft Seal Kit.....		8711	Pump Seal Kit.....	8526	
Control Valve Complete Rebuilding Kit.....		7885	Pump Drive Shaft Seal Kit.....	8711	
Control Valve Seal Kit.....		7889	Stg. Gear Complete Rebuilding Kit.....	8896	
Power Cyl. Complete Rebuilding Kit.....		7874	Stg. Gear Major Seal Kit.....	8897	
Power Cyl. Piston Rod Seal Kit.....		7877	Stg. Gear Input Shaft Seal Kit.....	8520	
Power Cyl. Boot Kit.....		8901	Stg. Gear Complete Pitman Shaft Seal Kit.....	8778	
1967			Stg. Gear Lower Pitman Shaft Seal Kit.....	8779	
V-8 289 ENG.; V-8 390 ENG.			1982		
Pump Complete Rebuilding Kit.....		8500	V-8 4.2 L ENG.; V-8 5.0 L ENG.; V-8 5.8 L ENG. (CANADA)		
Pump Seal Kit.....		8501	Pump Complete Rebuilding Kit.....	8527	
Pump Drive Shaft Seal Kit.....		8711	Pump Seal Kit.....	8526	
Control Valve Complete Rebuilding Kit.....		7885	Pump Drive Shaft Seal Kit.....	8711	
Control Valve Seal Kit.....		7889	Stg. Gear Complete Rebuilding Kit.....	8896	
Power Cyl. Complete Rebuilding Kit.....		7874	Stg. Gear Major Seal Kit.....	8897	
Power Cyl. Piston Rod Seal Kit.....		7877	Stg. Gear Input Shaft Seal Kit.....	8520	
1966			Stg. Gear Complete Pitman Shaft Seal Kit.....	8778	
V-8 289 ENG.; V-8 390 ENG.			Stg. Gear Lower Pitman Shaft Seal Kit.....	8779	
Pump Complete Rebuilding Kit.....		8500	1981		
Pump Seal Kit.....		8501	V-8 4.2 L ENG.; V-8 5.0 L ENG.; V-8 5.8 L ENG.		
Pump Drive Shaft Seal Kit.....		8711	Pump Complete Rebuilding Kit.....	8527	
Control Valve Complete Rebuilding Kit.....		7885	Pump Seal Kit.....	8526	
Control Valve Seal Kit.....		7889	Pump Drive Shaft Seal Kit.....	8711	
Power Cyl. Complete Rebuilding Kit.....		7874	Stg. Gear Complete Rebuilding Kit.....	8896	
Power Cyl. Piston Rod Seal Kit.....		7877	Stg. Gear Major Seal Kit.....	8897	
Power Cyl. Boot Kit.....		8901	Stg. Gear Input Shaft Seal Kit.....	8520	
1965			Stg. Gear Complete Pitman Shaft Seal Kit.....	8778	
V-8 351 ENG.; V-8 429 ENG.			Stg. Gear Lower Pitman Shaft Seal Kit.....	8779	
Pump Complete Rebuilding Kit.....		8500	1980		
Pump Seal Kit.....		8501	V-8 5.0 L ENG.; V-8 5.8 L ENG.		
Pump Drive Shaft Seal Kit.....		8711	Pump Complete Rebuilding Kit.....	8527	
Control Valve Complete Rebuilding Kit.....		7885	Pump Seal Kit.....	8526	
Control Valve Seal Kit.....		7889	Pump Drive Shaft Seal Kit.....	8711	
Power Cyl. Complete Rebuilding Kit.....		7874	Stg. Gear Complete Rebuilding Kit.....	8896	
Power Cyl. Piston Rod Seal Kit.....		7877	Stg. Gear Major Seal Kit.....	8897	
Power Cyl. Boot Kit.....		8901	Stg. Gear Input Shaft Seal Kit.....	8520	
1964			Stg. Gear Complete Pitman Shaft Seal Kit.....	8778	
V-8 351 ENG.; V-8 429 ENG.			Stg. Gear Lower Pitman Shaft Seal Kit.....	8779	
Pump Complete Rebuilding Kit.....		8500	1979		
Pump Seal Kit.....		8501	V-8 302 ENG.; V-8 351 ENG.		
Pump Drive Shaft Seal Kit.....		8711	Pump Complete Rebuilding Kit.....	8527	
Control Valve Complete Rebuilding Kit.....		7885	Pump Seal Kit.....	8526	
Control Valve Seal Kit.....		7889	Pump Drive Shaft Seal Kit.....	8711	
Power Cyl. Complete Rebuilding Kit.....		7874	Stg. Gear Complete Rebuilding Kit.....	8896	
Power Cyl. Piston Rod Seal Kit.....		7877	Stg. Gear Major Seal Kit.....	8897	
Power Cyl. Boot Kit.....		8901	Stg. Gear Input Shaft Seal Kit.....	8520	
1963			Stg. Gear Complete Pitman Shaft Seal Kit.....	8778	
V-8 302 ENG.; V-8 351 ENG.; V-8 390 ENG.; V-8 428 ENG.			Stg. Gear Lower Pitman Shaft Seal Kit.....	8779	
Pump Complete Rebuilding Kit.....		8500	1978		
Pump Seal Kit.....		8501	V-8 351 ENG.; V-8 400 ENG.; V-8 460 ENG.		
Pump Drive Shaft Seal Kit.....		8711	Pump Complete Rebuilding Kit; W/Ford P.S. Pump; ☆C.....	8527	
Control Valve Complete Rebuilding Kit.....		7885	Pump Complete Rebuilding Kit; W/Saginaw P.S. Pump; ☆B.....	7910	
Control Valve Seal Kit.....		7889	Pump Seal Kit; W/Ford P.S. Pump; ☆C.....	8526	
Power Cyl. Complete Rebuilding Kit.....		7874	Pump Seal Kit; W/Saginaw P.S. Pump; ☆B.....	7918	
Power Cyl. Piston Rod Seal Kit.....		7877	Pump Drive Shaft Seal Kit; W/Ford P.S. Pump; ☆C.....	8711	
Power Cyl. Boot Kit.....		8901	Pump Drive Shaft Seal Kit; W/Saginaw P.S. Pump; ☆B.....	8709	
GRAND MARQUIS					
1995-1992					
V-8 4.6 L ENG.					
Pump Seal Kit.....		8634			
Pump Drive Shaft Seal Kit.....		8635			
Stg. Gear Complete Rebuilding Kit.....		8896			

☆ See Pages A14 - A15 For Pump or Gear Identification.

⊗ Packaged one bushing per box, order as required.

Power Steering Repair Kits for Passenger Cars and Light Trucks

Application	Kit No.	Application	Kit No.
MERCURY - Continued		MERCURY - Continued	
GRAND MARQUIS - Continued		MARAUDER - Continued	
1978 - Continued		1970-1969 - Continued	
V-8 351 ENG.; V-8 400 ENG.; V-8 460 ENG. - Continued		V-8 390 ENG.; V-8 429 ENG. - Continued	
Stg. Gear Complete Rebuilding Kit.....	8896	Stg. Gear Input Shaft Seal Kit.....	8520
Stg. Gear Major Seal Kit.....	8897	Stg. Gear Complete Pitman Shaft Seal Kit.....	8768
Stg. Gear Input Shaft Seal Kit.....	8520	Stg. Gear Lower Pitman Shaft Seal Kit.....	8515
Stg. Gear Complete Pitman Shaft Seal Kit.....	8778		
Stg. Gear Lower Pitman Shaft Seal Kit.....	8779		
1977-1975		MARQUIS	
V-8 400 ENG.; V-8 460 ENG.		1986	
Pump Complete Rebuilding Kit; W/Ford P.S. Pump; ☆C.....	8500	4-CYL. 2.3 L ENG.; V-6 3.8 L ENG.	
Pump Complete Rebuilding Kit; W/Saginaw P.S. Pump; ☆B.....	7910	Pump Complete Rebuilding Kit.....	8527
Pump Seal Kit; W/Ford P.S. Pump; ☆C.....	8501	Pump Seal Kit.....	8526
Pump Seal Kit; W/Saginaw P.S. Pump; ☆B.....	7918	Pump Drive Shaft Seal Kit.....	8711
Pump Drive Shaft Seal Kit; W/Ford P.S. Pump; ☆C.....	8711	Rack & Pinion Seal Kit.....	8589
Pump Drive Shaft Seal Kit; W/Saginaw P.S. Pump; ☆B.....	8709	Rack & Pinion Mounting Kit.....	8565
Stg. Gear Complete Rebuilding Kit.....	8540	Rack & Pinion Upper Pinion Bearing Kit.....	8588
Stg. Gear Major Seal Kit.....	8532		
Stg. Gear Input Shaft Seal Kit.....	8520		
Stg. Gear Complete Pitman Shaft Seal Kit.....	8769		
Stg. Gear Lower Pitman Shaft Seal Kit.....	8531		
LN7		1985	
1983-1982		4-CYL. 2.3 L ENG.; V-6 3.8 L ENG.; V-8 5.0 L ENG. (CANADA)	
4-CYL. 1.6 L ENG.		Pump Complete Rebuilding Kit.....	8527
Pump Complete Rebuilding Kit.....	8527	Pump Seal Kit.....	8526
Pump Seal Kit.....	8526	Pump Drive Shaft Seal Kit.....	8711
Pump Drive Shaft Seal Kit.....	8711	Rack & Pinion Seal Kit.....	8589
Rack & Pinion Seal Kit.....	8585	Rack & Pinion Mounting Kit.....	8565
Rack & Pinion Mounting Kit.....	8564	Rack & Pinion Upper Pinion Bearing Kit.....	8588
LYNX		1984	
1987		4-CYL. 2.3 L ENG.; V-6 3.8 L ENG.	
4-CYL. 1.9 L ENG.; 4-CYL. 2.0 L DIESEL ENG.		Pump Complete Rebuilding Kit.....	8527
Pump Complete Rebuilding Kit.....	8527	Pump Seal Kit.....	8526
Pump Seal Kit.....	8526	Pump Drive Shaft Seal Kit.....	8711
Pump Drive Shaft Seal Kit.....	8711	Rack & Pinion Seal Kit.....	8589
Rack & Pinion Seal Kit; W/Ford Stg. Gear; ☆Q.....	8629	Rack & Pinion Mounting Kit.....	8565
Rack & Pinion Seal Kit; W/TRW Stg. Gear; ☆R.....	8612	Rack & Pinion Upper Pinion Bearing Kit.....	8588
1986		1983	
4-CYL. 1.9 L ENG.; 4-CYL. 2.0 L DIESEL ENG.		4-CYL. 2.3 L ENG.; 6-CYL. 3.3 L ENG.; V-6 3.8 L ENG.	
Pump Complete Rebuilding Kit.....	8527	Pump Complete Rebuilding Kit.....	8527
Pump Seal Kit.....	8526	Pump Seal Kit.....	8526
Pump Drive Shaft Seal Kit.....	8711	Pump Drive Shaft Seal Kit.....	8711
Rack & Pinion Seal Kit.....	8612	Rack & Pinion Seal Kit.....	8589
		Rack & Pinion Mounting Kit.....	8565
		Rack & Pinion Upper Pinion Bearing Kit.....	8588
1985		1982	
4-CYL. 1.6 L ENG.; 4-CYL. 1.9 L ENG.; 4-CYL. 2.0 L DIESEL ENG.		V-8 4.2 L ENG.; V-8 5.0 L ENG.; V-8 5.8 L ENG. (CANADA)	
Pump Complete Rebuilding Kit.....	8527	Pump Complete Rebuilding Kit.....	8527
Pump Seal Kit.....	8526	Pump Seal Kit.....	8526
Pump Drive Shaft Seal Kit.....	8711	Pump Drive Shaft Seal Kit.....	8711
Rack & Pinion Seal Kit.....	8612	Stg. Gear Complete Rebuilding Kit.....	8896
		Stg. Gear Major Seal Kit.....	8897
		Stg. Gear Input Shaft Seal Kit.....	8520
		Stg. Gear Complete Pitman Shaft Seal Kit.....	8778
		Stg. Gear Lower Pitman Shaft Seal Kit.....	8779
1984		1981	
4-CYL. 1.6 L ENG.; 4-CYL. 2.0 L DIESEL ENG.		V-8 4.2 L ENG.; V-8 5.0 L ENG.; V-8 5.8 L ENG.	
Pump Complete Rebuilding Kit.....	8527	Pump Complete Rebuilding Kit.....	8527
Pump Seal Kit.....	8526	Pump Seal Kit.....	8526
Pump Drive Shaft Seal Kit.....	8711	Pump Drive Shaft Seal Kit.....	8711
Rack & Pinion Seal Kit.....	8612	Stg. Gear Complete Rebuilding Kit.....	8896
		Stg. Gear Major Seal Kit.....	8897
		Stg. Gear Input Shaft Seal Kit.....	8520
		Stg. Gear Complete Pitman Shaft Seal Kit.....	8778
		Stg. Gear Lower Pitman Shaft Seal Kit.....	8779
1983-1981		1980	
4-CYL. 1.6 L ENG.		V-8 5.0 L ENG.; V-8 5.8 L ENG.	
Pump Complete Rebuilding Kit.....	8527	Pump Complete Rebuilding Kit.....	8527
Pump Seal Kit.....	8526	Pump Seal Kit.....	8526
Pump Drive Shaft Seal Kit.....	8711	Pump Drive Shaft Seal Kit.....	8711
Rack & Pinion Seal Kit.....	8585	Stg. Gear Complete Rebuilding Kit.....	8896
Rack & Pinion Mounting Kit.....	8564	Stg. Gear Major Seal Kit.....	8897
		Stg. Gear Input Shaft Seal Kit.....	8520
		Stg. Gear Complete Pitman Shaft Seal Kit.....	8778
		Stg. Gear Lower Pitman Shaft Seal Kit.....	8779
MARAUDER		1979	
1970-1969		V-8 302 ENG.; V-8 351 ENG.	
V-8 390 ENG.; V-8 429 ENG.		Pump Complete Rebuilding Kit.....	8527
Pump Complete Rebuilding Kit.....	8500	Pump Seal Kit.....	8526
Pump Seal Kit.....	8501		
Pump Drive Shaft Seal Kit.....	8711		
Stg. Gear Complete Rebuilding Kit.....	8509		
Stg. Gear Major Seal Kit.....	7642		

☆ See Pages A14 - A15 For Pump or Gear Identification.

⊙ Packaged one bushing per box, order as required.

SYSTEM
PUMP &
GEAR
IDENT.

SYSTEM &
COM-
PONENT
IDENT.

PASS.
CARS

LIGHT
TRUCKS

MEDIUM/
HEAVY
TRUCKS

BUSES

HOSE
NUMER-
ICAL

REPAIR
KITS

KIT
NUMER-
ICAL

ILLUSTRATIONS

Power Steering Repair Kits for Passenger Cars and Light Trucks

	Application	Kit No.	Application	Kit No.	
SYSTEM PUMP & GEAR IDENT.	MERCURY - Continued		MERCURY - Continued		
	MARQUIS - Continued		MARQUIS - Continued		
	1979 - Continued		1973 - Continued		
	V-8 302 ENG.; V-8 351 ENG. - Continued		V-8 429 ENG.; V-8 460 ENG.		
		Pump Drive Shaft Seal Kit.....	8711	Pump Complete Rebuilding Kit.....	7910
		Stg. Gear Complete Rebuilding Kit.....	8896	Pump Seal Kit.....	7918
		Stg. Gear Major Seal Kit.....	8897	Pump Drive Shaft Seal Kit.....	8709
		Stg. Gear Input Shaft Seal Kit.....	8520	Stg. Gear Complete Rebuilding Kit; W/Ford Stg. Gear; W/O Tag SPA-AA; ☆P.....	8540
		Stg. Gear Complete Pitman Shaft Seal Kit.....	8778	Stg. Gear Complete Rebuilding Kit; W/Ford Stg. Gear; W/Tag SPA-AA; ☆P.....	8509
		Stg. Gear Lower Pitman Shaft Seal Kit.....	8779	Stg. Gear Major Seal Kit; W/Ford Stg. Gear; W/O Tag SPA-AA; ☆P.....	8532
SYSTEM & COMPONENT IDENT.	1978		1972-1971		
	V-8 351 ENG.; V-8 400 ENG.; V-8 460 ENG.		V-8 400 ENG.; V-8 429 ENG.		
		Pump Complete Rebuilding Kit; W/Ford P.S. Pump; ☆C.....	8527	Pump Complete Rebuilding Kit.....	8500
		Pump Complete Rebuilding Kit; W/Saginaw P.S. Pump; ☆B.....	7910	Pump Seal Kit.....	8501
		Pump Seal Kit; W/Ford P.S. Pump; ☆C.....	8526	Pump Drive Shaft Seal Kit.....	8711
		Pump Seal Kit; W/Saginaw P.S. Pump; ☆B.....	7918	Stg. Gear Complete Rebuilding Kit.....	8509
		Pump Drive Shaft Seal Kit; W/Ford P.S. Pump; ☆C.....	8711	Stg. Gear Major Seal Kit.....	7642
		Pump Drive Shaft Seal Kit; W/Saginaw P.S. Pump; ☆B.....	8709	Stg. Gear Input Shaft Seal Kit.....	8520
		Stg. Gear Complete Rebuilding Kit.....	8896	Stg. Gear Complete Pitman Shaft Seal Kit.....	8768
		Stg. Gear Major Seal Kit.....	8897	Stg. Gear Lower Pitman Shaft Seal Kit.....	8515
PASS. CARS	1977-1975		1970		
	V-8 400 ENG.; V-8 460 ENG.		V-8 390 ENG.; V-8 429 ENG.		
		Pump Complete Rebuilding Kit; W/Ford P.S. Pump; ☆C.....	8500	Pump Complete Rebuilding Kit.....	8500
		Pump Complete Rebuilding Kit; W/Saginaw P.S. Pump; ☆B.....	7910	Pump Seal Kit.....	8501
		Pump Seal Kit; W/Ford P.S. Pump; ☆C.....	8501	Pump Drive Shaft Seal Kit.....	8711
		Pump Seal Kit; W/Saginaw P.S. Pump; ☆B.....	7918	Stg. Gear Complete Rebuilding Kit.....	8509
		Pump Drive Shaft Seal Kit; W/Ford P.S. Pump; ☆C.....	8711	Stg. Gear Major Seal Kit.....	7642
		Pump Drive Shaft Seal Kit; W/Saginaw P.S. Pump; ☆B.....	8709	Stg. Gear Input Shaft Seal Kit.....	8520
		Stg. Gear Complete Rebuilding Kit.....	8540	Stg. Gear Complete Pitman Shaft Seal Kit.....	8768
		Stg. Gear Major Seal Kit.....	8532	Stg. Gear Lower Pitman Shaft Seal Kit.....	8515
LIGHT TRUCKS	1974		1969		
	V-8 400 ENG.		V-8 390 ENG.; V-8 428 ENG.; V-8 429 ENG.		
		Pump Complete Rebuilding Kit.....	8500	Pump Complete Rebuilding Kit.....	8500
		Pump Seal Kit.....	8501	Pump Seal Kit.....	8501
		Pump Drive Shaft Seal Kit.....	8711	Pump Drive Shaft Seal Kit.....	8711
		Stg. Gear Complete Rebuilding Kit; W/Ford Stg. Gear; W/O Tag SPA-AA; ☆P.....	8540	Stg. Gear Complete Rebuilding Kit.....	8509
		Stg. Gear Complete Rebuilding Kit; W/Ford Stg. Gear; W/Tag SPA-AA; ☆P.....	8509	Stg. Gear Major Seal Kit.....	7642
		Stg. Gear Major Seal Kit; W/Ford Stg. Gear; W/O Tag SPA-AA; ☆P.....	8532	Stg. Gear Input Shaft Seal Kit.....	8520
		Stg. Gear Major Seal Kit; W/Ford Stg. Gear; W/Tag SPA-AA; ☆P.....	7642	Stg. Gear Complete Pitman Shaft Seal Kit.....	8768
		Stg. Gear Input Shaft Seal Kit.....	8520	Stg. Gear Lower Pitman Shaft Seal Kit.....	8515
MEDIUM/HEAVY TRUCKS	V-8 460 ENG.		1968		
		Pump Complete Rebuilding Kit.....	7910	V-8 390 ENG.; V-8 428 ENG.	
		Pump Seal Kit.....	7918	Pump Complete Rebuilding Kit.....	8500
		Pump Drive Shaft Seal Kit.....	8709	Pump Seal Kit.....	8501
		Stg. Gear Complete Rebuilding Kit; W/Ford Stg. Gear; W/O Tag SPA-AA; ☆P.....	8540	Pump Drive Shaft Seal Kit.....	8711
		Stg. Gear Complete Rebuilding Kit; W/Ford Stg. Gear; W/Tag SPA-AA; ☆P.....	8509	Stg. Gear Complete Rebuilding Kit.....	8509
		Stg. Gear Major Seal Kit; W/Ford Stg. Gear; W/O Tag SPA-AA; ☆P.....	8532	Stg. Gear Major Seal Kit.....	7642
		Stg. Gear Major Seal Kit; W/Ford Stg. Gear; W/Tag SPA-AA; ☆P.....	7642	Stg. Gear Input Shaft Seal Kit.....	8520
		Stg. Gear Input Shaft Seal Kit.....	8520	Stg. Gear Complete Pitman Shaft Seal Kit.....	8768
		Stg. Gear Complete Pitman Shaft Seal Kit.....	8769	Stg. Gear Lower Pitman Shaft Seal Kit.....	8515
HOSE NUMERICAL	1973		1967		
	V-8 400 ENG.		V-8 410 ENG.; V-8 427 ENG.; V-8 428 ENG.		
		Pump Complete Rebuilding Kit.....	8500	Pump Complete Rebuilding Kit.....	8500
		Pump Seal Kit.....	8501	Pump Seal Kit.....	8501
		Pump Drive Shaft Seal Kit.....	8711	Pump Drive Shaft Seal Kit.....	8711
		Stg. Gear Complete Rebuilding Kit; W/Ford Stg. Gear; W/O Tag SPA-AA; ☆P.....	8540	Stg. Gear Complete Rebuilding Kit.....	8509
		Stg. Gear Complete Rebuilding Kit; W/Ford Stg. Gear; W/Tag SPA-AA; ☆P.....	8509	Stg. Gear Major Seal Kit.....	7642
		Stg. Gear Major Seal Kit; W/Ford Stg. Gear; W/O Tag SPA-AA; ☆P.....	8532	Stg. Gear Input Shaft Seal Kit.....	8520
		Stg. Gear Major Seal Kit; W/Ford Stg. Gear; W/Tag SPA-AA; ☆P.....	7642	Stg. Gear Complete Pitman Shaft Seal Kit.....	8768
		Stg. Gear Input Shaft Seal Kit.....	8520	Stg. Gear Lower Pitman Shaft Seal Kit.....	8515
REPAIR KITS	1973		METEOR		
	V-8 400 ENG.		1963-1962		
		Pump Complete Rebuilding Kit.....	8500	6-CYL. 170 ENG.; V-8 221 ENG.; V-8 260 ENG.	
		Pump Seal Kit.....	8501	Pump Seal Kit.....	7168
		Pump Drive Shaft Seal Kit.....	8711	Pump Drive Shaft Seal Kit.....	8713
		Stg. Gear Complete Rebuilding Kit; W/Ford Stg. Gear; W/O Tag SPA-AA; ☆P.....	8540	Control Valve Complete Rebuilding Kit.....	7885
		Stg. Gear Complete Rebuilding Kit; W/Ford Stg. Gear; W/Tag SPA-AA; ☆P.....	8509	Control Valve Seal Kit.....	7889
		Stg. Gear Major Seal Kit; W/Ford Stg. Gear; W/O Tag SPA-AA; ☆P.....	8532	Power Cyl. Complete Rebuilding Kit.....	7874
		Stg. Gear Major Seal Kit; W/Ford Stg. Gear; W/Tag SPA-AA; ☆P.....	7642	Power Cyl. Piston Rod Seal Kit.....	7877
		Stg. Gear Input Shaft Seal Kit.....	8520	Power Cyl. Boot Kit.....	8901
KIT NUMERICAL	1973				
	V-8 400 ENG.				
		Pump Complete Rebuilding Kit.....	8500		
		Pump Seal Kit.....	8501		
		Pump Drive Shaft Seal Kit.....	8711		
		Stg. Gear Complete Rebuilding Kit; W/Ford Stg. Gear; W/O Tag SPA-AA; ☆P.....	8540		
		Stg. Gear Complete Rebuilding Kit; W/Ford Stg. Gear; W/Tag SPA-AA; ☆P.....	8509		
		Stg. Gear Major Seal Kit; W/Ford Stg. Gear; W/O Tag SPA-AA; ☆P.....	8532		
		Stg. Gear Major Seal Kit; W/Ford Stg. Gear; W/Tag SPA-AA; ☆P.....	7642		
		Stg. Gear Input Shaft Seal Kit.....	8520		
ILLUSTRATIONS	1973				
	V-8 400 ENG.				
		Pump Complete Rebuilding Kit.....	8500		
		Pump Seal Kit.....	8501		
		Pump Drive Shaft Seal Kit.....	8711		
		Stg. Gear Complete Rebuilding Kit; W/Ford Stg. Gear; W/O Tag SPA-AA; ☆P.....	8540		
		Stg. Gear Complete Rebuilding Kit; W/Ford Stg. Gear; W/Tag SPA-AA; ☆P.....	8509		
		Stg. Gear Major Seal Kit; W/Ford Stg. Gear; W/O Tag SPA-AA; ☆P.....	8532		
		Stg. Gear Major Seal Kit; W/Ford Stg. Gear; W/Tag SPA-AA; ☆P.....	7642		
		Stg. Gear Input Shaft Seal Kit.....	8520		

☆ See Pages A14 - A15 For Pump or Gear Identification.

⊛ Packaged one bushing per box, order as required.

Power Steering Repair Kits for Passenger Cars and Light Trucks

	Application	Kit No.	Application	Kit No.
SYSTEM PUMP & GEAR IDENT.	MERCURY - Continued		MERCURY - Continued	
	MONTCLAIRE - Continued		MONTEGO - Continued	
	1965 - Continued		1972	
	V-8 390 ENG.; V-8 427 ENG. - Continued		6-CYL. 250 ENG.; V-8 302 ENG.; V-8 351 ENG.; V-8 400 ENG.; V-8 429 ENG.	
	Stg. Gear Complete Pitman Shaft Seal Kit; W/Saginaw Stg. Gear; ☆N.....	8766	Pump Complete Rebuilding Kit.....	8500
	Stg. Gear Lower Pitman Shaft Seal Kit; W/Ford Stg. Gear; ☆P.....	8515	Pump Seal Kit.....	8501
	Stg. Gear Lower Pitman Shaft Seal Kit; W/Saginaw Stg. Gear; ☆N.....	7856	Pump Drive Shaft Seal Kit.....	8711
SYSTEM & COMPONENT IDENT.	1964		Stg. Gear Complete Rebuilding Kit; W/Ford Stg. Gear; W/O Tag	
	V-8 390 ENG.; V-8 427 ENG.		SPA-AA; ☆P.....	
	Pump Seal Kit.....	7168	Stg. Gear Complete Rebuilding Kit; W/Ford Stg. Gear; W/Tag	8540
	Pump Drive Shaft Seal Kit.....	8713	SPA-AA; ☆P.....	8509
	Control Valve Complete Rebuilding Kit.....	7885	Stg. Gear Complete Rebuilding Kit; W/Saginaw Stg. Gear; ☆N.....	7858
	Control Valve Seal Kit.....	7889	Stg. Gear Major Seal Kit; W/Ford Stg. Gear; W/O Tag SPA-AA; ☆P.....	8532
	Power Cyl. Complete Rebuilding Kit.....	7874	Stg. Gear Major Seal Kit; W/Ford Stg. Gear; W/Tag SPA-AA; ☆P.....	7642
	Power Cyl. Piston Rod Seal Kit.....	7877	Stg. Gear Major Seal Kit; W/Saginaw Stg. Gear; ☆N.....	7860
PASS. CARS	Power Cyl. Boot Kit.....	8901	Stg. Gear Input Shaft Seal Kit; W/Ford Stg. Gear; ☆P.....	8520
			Stg. Gear Input Shaft Seal Kit; W/Saginaw Stg. Gear; ☆N.....	7095
			Stg. Gear Complete Pitman Shaft Seal Kit; W/Ford Stg. Gear; ☆P.....	8769
			Stg. Gear Complete Pitman Shaft Seal Kit; W/Saginaw Stg. Gear; ☆N.....	8766
			Stg. Gear Lower Pitman Shaft Seal Kit; W/Ford Stg. Gear; ☆P.....	8531
			Stg. Gear Lower Pitman Shaft Seal Kit; W/Saginaw Stg. Gear; ☆N.....	7856
				8766
				8531
				7856
				8766
				8531
				7856
				8766
				8531
				7856
				8766
				8531
				7856
				8766
				8531
				7856
				8766
				8531
				7856
				8766
				8531
				7856
				8766
				8531
				7856
				8766
				8531
				7856
				8766
				8531
				7856
				8766
				8531
				7856
				8766
				8531
				7856
				8766
				8531
				7856
				8766
				8531
				7856
				8766
				8531
				7856
				8766
				8531
				7856
				8766
				8531
				7856
				8766
				8531
				7856
				8766
				8531
				7856
				8766
				8531
				7856
				8766
				8531
				7856
				8766
				8531
				7856
				8766
				8531
				7856
				8766
				8531
				7856
				8766
				8531
				7856
				8766
				8531
				7856
				8766
				8531
				7856
				8766
				8531
				7856
				8766
				8531
				7856
				8766
				8531
				7856
				8766
				8531
				7856
				8766
				8531
				7856
				8766
				8531
				7856
				8766
				8531
				7856
				8766
				8531
				7856
				8766
				8531
				7856
				8766
				8531
				7856
				8766
				8531
				7856
				8766
				8531
				7856
				8766
				8531
				7856
				8766
				8531
				7856
				8766
				8531
				7856
				8766
				8531
				7856
				8766
				8531
				7856
				8766
				8531
				7856
				8766
				8531
				7856
				8766
				8531
				7856
				8766
				8531
				7856
				8766
				8531
				7856
				8766
				8531
				7856
				8766
				8531
				7856
				8766
				8531
				7856
				8766
				8531
				7856
				8766
				8531
				7856
				8766
				8531
				7856
				8766
				8531
				7856
				8766
				8531
				7856
				8766
				8531
				7856
				8766
				8531
				7856
				8766
				8531
				7856
				8766
				8531
				7856
				8766
				8531
				7856
				8766
				8531
				7856
				8766
				8531
				7856
				8766
				8531
				7856
				8766
				8531
				7856
				8766
				8531
				7856
				8766
				8531
				7856
				8766
				8531
				7856
				8766
				8531
				7856
				8766
				8531
				7856
				8766
				8531
				7856
				8766
				8531
				7856
				8766
				8531
				7856
				8766
				8531
				7856
				8766
				8531
				7856
				8766
				8531
				7856
				8766
				8531
				7856
				8766
				8531
				7856
				8766
				8531
				7856
				8766
				8531
				7856
				8766
				8531
				7856

Power Steering Repair Kits for Passenger Cars and Light Trucks

Application	Kit No.	Application	Kit No.
MERCURY - Continued		MERCURY - Continued	
MONTEREY - Continued		MONTEREY - Continued	
1974 - Continued		1968 - Continued	
V-8 460 ENG. - Continued		V-8 390 ENG.; V-8 428 ENG. - Continued	
Stg. Gear Complete Rebuilding Kit; W/Ford Stg. Gear; W/Tag SPA-AA; ☆P	8509	Stg. Gear Lower Pitman Shaft Seal Kit	8515
Stg. Gear Major Seal Kit; W/Ford Stg. Gear; W/O Tag SPA-AA; ☆P	8532	1967	
Stg. Gear Major Seal Kit; W/Ford Stg. Gear; W/Tag SPA-AA; ☆P	7642	V-8 390 ENG.; V-8 410 ENG.; V-8 427 ENG.; V-8 428 ENG.	
Stg. Gear Input Shaft Seal Kit	8520	Pump Complete Rebuilding Kit	8500
Stg. Gear Complete Pitman Shaft Seal Kit	8769	Pump Seal Kit	8501
Stg. Gear Lower Pitman Shaft Seal Kit	8531	Pump Drive Shaft Seal Kit	8711
1973		Stg. Gear Complete Rebuilding Kit	8509
V-8 351 ENG.; V-8 400 ENG.		Stg. Gear Major Seal Kit	7642
Pump Complete Rebuilding Kit	8500	Stg. Gear Input Shaft Seal Kit	8520
Pump Seal Kit	8501	Stg. Gear Complete Pitman Shaft Seal Kit	8769
Pump Drive Shaft Seal Kit	8711	Stg. Gear Lower Pitman Shaft Seal Kit	8531
Stg. Gear Complete Rebuilding Kit; W/Ford Stg. Gear; W/O Tag SPA-AA; ☆P	8540	1966	
Stg. Gear Complete Rebuilding Kit; W/Ford Stg. Gear; W/Tag SPA-AA; ☆P	8509	V-8 390 ENG.; V-8 410 ENG.; V-8 428 ENG.	
Stg. Gear Major Seal Kit; W/Ford Stg. Gear; W/O Tag SPA-AA; ☆P	8532	Pump Complete Rebuilding Kit	8500
Stg. Gear Major Seal Kit; W/Ford Stg. Gear; W/Tag SPA-AA; ☆P	7642	Pump Seal Kit	8501
Stg. Gear Input Shaft Seal Kit	8520	Pump Drive Shaft Seal Kit	8711
Stg. Gear Complete Pitman Shaft Seal Kit	8769	Stg. Gear Complete Rebuilding Kit	8509
Stg. Gear Lower Pitman Shaft Seal Kit	8531	Stg. Gear Major Seal Kit	7642
V-8 429 ENG.; V-8 460 ENG.		Stg. Gear Input Shaft Seal Kit	8520
Pump Complete Rebuilding Kit	7910	Stg. Gear Complete Pitman Shaft Seal Kit	8769
Pump Seal Kit	7918	Stg. Gear Lower Pitman Shaft Seal Kit	8531
Pump Drive Shaft Seal Kit	8709	1965	
Stg. Gear Complete Rebuilding Kit; W/Ford Stg. Gear; W/O Tag SPA-AA; ☆P	8540	V-8 390 ENG.; V-8 427 ENG.	
Stg. Gear Complete Rebuilding Kit; W/Ford Stg. Gear; W/Tag SPA-AA; ☆P	8509	Pump Complete Rebuilding Kit	8500
Stg. Gear Major Seal Kit; W/Ford Stg. Gear; W/O Tag SPA-AA; ☆P	8532	Pump Seal Kit	8501
Stg. Gear Major Seal Kit; W/Ford Stg. Gear; W/Tag SPA-AA; ☆P	7642	Pump Drive Shaft Seal Kit	8711
Stg. Gear Input Shaft Seal Kit	8520	Stg. Gear Complete Rebuilding Kit; W/Ford Stg. Gear; ☆P	8509
Stg. Gear Complete Pitman Shaft Seal Kit	8769	Stg. Gear Complete Rebuilding Kit; W/Saginaw Stg. Gear; ☆N	7858
Stg. Gear Lower Pitman Shaft Seal Kit	8531	Stg. Gear Major Seal Kit; W/Ford Stg. Gear; ☆P	7642
1972-1971		Stg. Gear Major Seal Kit; W/Saginaw Stg. Gear; ☆N	7860
V-8 351 ENG.; V-8 400 ENG.; V-8 429 ENG.		Stg. Gear Input Shaft Seal Kit; W/Ford Stg. Gear; ☆P	8520
Pump Complete Rebuilding Kit	8500	Stg. Gear Input Shaft Seal Kit; W/Saginaw Stg. Gear; ☆N	7095
Pump Seal Kit	8501	Stg. Gear Complete Pitman Shaft Seal Kit; W/Ford Stg. Gear; ☆P	8768
Pump Drive Shaft Seal Kit	8711	Stg. Gear Complete Pitman Shaft Seal Kit; W/Saginaw Stg. Gear; ☆N	8766
Stg. Gear Complete Rebuilding Kit	8509	Stg. Gear Lower Pitman Shaft Seal Kit; W/Ford Stg. Gear; ☆P	8515
Stg. Gear Major Seal Kit	7642	Stg. Gear Lower Pitman Shaft Seal Kit; W/Saginaw Stg. Gear; ☆N	7856
Stg. Gear Input Shaft Seal Kit	8520	1964	
Stg. Gear Complete Pitman Shaft Seal Kit	8768	V-8 390 ENG.; V-8 427 ENG.	
Stg. Gear Lower Pitman Shaft Seal Kit	8515	Pump Seal Kit	7168
1970		Pump Drive Shaft Seal Kit	8713
V-8 390 ENG.; V-8 429 ENG.		Control Valve Complete Rebuilding Kit	7885
Pump Complete Rebuilding Kit	8500	Control Valve Seal Kit	7889
Pump Seal Kit	8501	Power Cyl. Complete Rebuilding Kit	7875
Pump Drive Shaft Seal Kit	8711	Power Cyl. Piston Rod Seal Kit	7877
Stg. Gear Complete Rebuilding Kit	8509	Power Cyl. Boot Kit	8901
Stg. Gear Major Seal Kit	7642	1963	
Stg. Gear Input Shaft Seal Kit	8520	V-8 390 ENG.; V-8 406 ENG.; V-8 427 ENG.	
Stg. Gear Complete Pitman Shaft Seal Kit	8768	Pump Seal Kit	7168
Stg. Gear Lower Pitman Shaft Seal Kit	8515	Pump Drive Shaft Seal Kit	8713
1969		Control Valve Complete Rebuilding Kit	7885
V-8 390 ENG.; V-8 428 ENG.; V-8 429 ENG.		Control Valve Seal Kit	7889
Pump Complete Rebuilding Kit	8500	Power Cyl. Complete Rebuilding Kit	7875
Pump Seal Kit	8501	Power Cyl. Piston Rod Seal Kit	7877
Pump Drive Shaft Seal Kit	8711	Power Cyl. Boot Kit	8901
Stg. Gear Complete Rebuilding Kit	8509	1962	
Stg. Gear Major Seal Kit	7642	6-CYL. 223 ENG.; V-8 292 ENG.; V-8 352 ENG.; V-8 390 ENG.; V-8 406 ENG.	
Stg. Gear Input Shaft Seal Kit	8520	Pump Seal Kit; W/Eaton P.S. Pump; ☆A	7168
Stg. Gear Complete Pitman Shaft Seal Kit	8768	Pump Drive Shaft Seal Kit; W/Eaton P.S. Pump; ☆A	8713
Stg. Gear Lower Pitman Shaft Seal Kit	8515	Control Valve Complete Rebuilding Kit	7885
1968		Control Valve Seal Kit	7889
V-8 390 ENG.; V-8 428 ENG.		Power Cyl. Complete Rebuilding Kit	7875
Pump Complete Rebuilding Kit	8500	Power Cyl. Piston Rod Seal Kit	7877
Pump Seal Kit	8501	Power Cyl. Boot Kit	8901
Pump Drive Shaft Seal Kit	8711	1961	
Stg. Gear Complete Rebuilding Kit	8509	V-8 292 ENG.; V-8 352 ENG.; V-8 390 ENG.	
Stg. Gear Major Seal Kit	7642	Pump Seal Kit; W/Eaton P.S. Pump; ☆A	7168
Stg. Gear Input Shaft Seal Kit	8520	Pump Drive Shaft Seal Kit; W/Eaton P.S. Pump; ☆A	8713
Stg. Gear Complete Pitman Shaft Seal Kit	8768	Control Valve Complete Rebuilding Kit	7885
Stg. Gear Lower Pitman Shaft Seal Kit	8515	Control Valve Seal Kit	7889
1968 - Continued		Power Cyl. Complete Rebuilding Kit	7875
V-8 390 ENG.; V-8 428 ENG. - Continued		Power Cyl. Piston Rod Seal Kit	7877
Stg. Gear Lower Pitman Shaft Seal Kit	8515	Power Cyl. Boot Kit	8901

☆ See Pages A14 - A15 For Pump or Gear Identification.

⊙ Packaged one bushing per box, order as required.

SYSTEM
PUMP &
GEAR
IDENT.

SYSTEM &
COM-
PONENT
IDENT.

PASS.
CARS

LIGHT
TRUCKS

MEDIUM/
HEAVY
TRUCKS

BUSES

HOSE
NUMER-
ICAL

REPAIR
KITS

KIT
NUMER-
ICAL

ILLUSTRATIONS

Power Steering Repair Kits for Passenger Cars and Light Trucks

	Application	Kit No.	Application	Kit No.		
SYSTEM PUMP & GEAR IDENT.	MERCURY - Continued		MERCURY - Continued			
	MONTEREY - Continued		PARK LANE - Continued			
	1961 - Continued		1965			
	V-8 292 ENG.; V-8 352 ENG.; V-8 390 ENG. - Continued		V-8 390 ENG.; V-8 427 ENG.			
		Power Cyl. Piston Rod Seal Kit.....	7877	Pump Complete Rebuilding Kit.....	8500	
		Power Cyl. Boot Kit.....	8901	Pump Seal Kit.....	8501	
	SYSTEM & COMPONENT IDENT.	1960		Pump Drive Shaft Seal Kit.....		8711
		V-8 312 ENG.		Stg. Gear Complete Rebuilding Kit; W/Ford Stg. Gear; ☆P.....		8509
			Pump Seal Kit; W/Eaton P.S. Pump; ☆A.....	7168	Stg. Gear Complete Rebuilding Kit; W/Saginaw Stg. Gear; ☆N.....	7858
			Pump Drive Shaft Seal Kit; W/Eaton P.S. Pump; ☆A.....	8713	Stg. Gear Major Seal Kit; W/Ford Stg. Gear; ☆P.....	7642
		Control Valve Complete Rebuilding Kit.....	7885	Stg. Gear Major Seal Kit; W/Saginaw Stg. Gear; ☆N.....	7860	
		Control Valve Seal Kit.....	7889	Stg. Gear Input Shaft Seal Kit; W/Ford Stg. Gear; ☆P.....	8520	
		Power Cyl. Complete Rebuilding Kit.....	7875	Stg. Gear Input Shaft Seal Kit; W/Saginaw Stg. Gear; ☆N.....	7095	
		Power Cyl. Piston Rod Seal Kit.....	7877	Stg. Gear Complete Pitman Shaft Seal Kit; W/Ford Stg. Gear; ☆P.....	8768	
				Stg. Gear Complete Pitman Shaft Seal Kit; W/Saginaw Stg. Gear; ☆N.....	8766	
				Stg. Gear Lower Pitman Shaft Seal Kit; W/Ford Stg. Gear; ☆P.....	8515	
			Stg. Gear Lower Pitman Shaft Seal Kit; W/Saginaw Stg. Gear; ☆N.....	7856		
PASS. CARS	V-8 383 ENG.; V-8 430 ENG.		1964			
		Pump Seal Kit; W/Eaton P.S. Pump; ☆A.....	7168	V-8 390 ENG.; V-8 427 ENG.		
		Pump Drive Shaft Seal Kit; W/Eaton P.S. Pump; ☆A.....	8713	Pump Seal Kit.....	7168	
		Control Valve Seal Kit.....	7889	Pump Drive Shaft Seal Kit.....	8713	
		Power Cyl. Complete Rebuilding Kit.....	7875	Control Valve Complete Rebuilding Kit.....	7885	
		Power Cyl. Piston Rod Seal Kit.....	7877	Control Valve Seal Kit.....	7889	
	LIGHT TRUCKS	1959		Power Cyl. Complete Rebuilding Kit.....		7875
		V-8 312 ENG.; V-8 383 ENG.; V-8 430 ENG.		Power Cyl. Piston Rod Seal Kit.....		7877
			Pump Seal Kit; W/Eaton P.S. Pump; ☆A.....	7168	1960	
			Pump Drive Shaft Seal Kit; W/Eaton P.S. Pump; ☆A.....	8713	V-8 430 ENG.	
		Power Cyl. Complete Rebuilding Kit.....	7875	Pump Seal Kit; W/Eaton P.S. Pump; ☆A.....	7168	
		Power Cyl. Piston Rod Seal Kit.....	7877	Pump Drive Shaft Seal Kit; W/Eaton P.S. Pump; ☆A.....	8713	
MEDIUM/HEAVY TRUCKS		1958		Control Valve Seal Kit.....		7889
		V-8 383 ENG.; V-8 430 ENG.		Power Cyl. Complete Rebuilding Kit.....		7875
			Pump Seal Kit; W/Eaton P.S. Pump; ☆A.....	7168	Power Cyl. Piston Rod Seal Kit.....	7877
			Pump Drive Shaft Seal Kit; W/Eaton P.S. Pump; ☆A.....	8713	1959-1958	
		Power Cyl. Complete Rebuilding Kit.....	7875	V-8 430 ENG.		
		Power Cyl. Piston Rod Seal Kit.....	7877	Pump Seal Kit; W/Eaton P.S. Pump; ☆A.....	7168	
	BUSES	1957		Pump Drive Shaft Seal Kit; W/Eaton P.S. Pump; ☆A.....		8713
		V-8 312 ENG.; V-8 368 ENG.		Power Cyl. Complete Rebuilding Kit.....		7875
			Power Cyl. Piston Rod Seal Kit.....	7877	Power Cyl. Piston Rod Seal Kit.....	7877
		MYSTIQUE		Power Cyl. Complete Rebuilding Kit.....		7875
1995		Power Cyl. Piston Rod Seal Kit.....		7877		
4-CYL. 2.0 L ENG.; V-6 2.5 L ENG.		SABLE				
		Pump Seal Kit.....	8634	1995-1990		
		Pump Drive Shaft Seal Kit.....	8635	V-6 3.0 L ENG.; V-6 3.8 L ENG.		
		Rack & Pinion Seal Kit.....	8806	Pump Complete Rebuilding Kit.....	8527	
HOSE NUMERICAL		PARK LANE		Pump Seal Kit.....		8526
	1968		Pump Drive Shaft Seal Kit.....		8711	
	V-8 390 ENG.; V-8 428 ENG.		Rack & Pinion Seal Kit; W/O Variable Assist.....		8611	
		Pump Complete Rebuilding Kit.....	8500	Rack & Pinion Seal Kit; W/Variable Assist.....	8810	
		Pump Seal Kit.....	8501	Rack & Pinion Upper Pinion Bearing Kit.....	8588	
		Pump Drive Shaft Seal Kit.....	8711	1989-1988		
		Stg. Gear Complete Rebuilding Kit.....	8509	V-6 3.0 L ENG.; V-6 3.8 L ENG.		
		Stg. Gear Major Seal Kit.....	7642	Pump Complete Rebuilding Kit.....	8527	
		Stg. Gear Input Shaft Seal Kit.....	8520	Pump Seal Kit.....	8526	
		Stg. Gear Complete Pitman Shaft Seal Kit.....	8768	Pump Drive Shaft Seal Kit.....	8711	
	Stg. Gear Lower Pitman Shaft Seal Kit.....	8515	Rack & Pinion Seal Kit.....	8611		
REPAIR KITS	1967		Rack & Pinion Upper Pinion Bearing Kit.....		8588	
	V-8 410 ENG.; V-8 427 ENG.; V-8 428 ENG.		1987			
		Pump Complete Rebuilding Kit.....	8500	V-6 3.0 L ENG.		
		Pump Seal Kit.....	8501	Pump Complete Rebuilding Kit.....	8527	
		Pump Drive Shaft Seal Kit.....	8711	Pump Seal Kit.....	8526	
		Stg. Gear Complete Rebuilding Kit.....	8509	Pump Drive Shaft Seal Kit.....	8711	
		Stg. Gear Major Seal Kit.....	7642	Rack & Pinion Seal Kit.....	8611	
		Stg. Gear Input Shaft Seal Kit.....	8520	Rack & Pinion Upper Pinion Bearing Kit.....	8588	
		Stg. Gear Complete Pitman Shaft Seal Kit.....	8768	1986		
		Stg. Gear Lower Pitman Shaft Seal Kit.....	8515	4-CYL. 2.5 L ENG.; V-6 3.0 L ENG.		
KIT NUMERICAL	1966		Pump Complete Rebuilding Kit.....		8527	
	V-8 390 ENG.; V-8 410 ENG.; V-8 428 ENG.		Pump Seal Kit.....		8526	
		Pump Complete Rebuilding Kit.....	8500	Pump Drive Shaft Seal Kit.....	8711	
		Pump Seal Kit.....	8501	Rack & Pinion Seal Kit.....	8611	
		Pump Drive Shaft Seal Kit.....	8711	Rack & Pinion Upper Pinion Bearing Kit.....	8588	
		Stg. Gear Complete Rebuilding Kit.....	8509	TOPAZ		
		Stg. Gear Major Seal Kit.....	7642	1994-1993		
		Stg. Gear Input Shaft Seal Kit.....	8520	4-CYL. 2.3 L ENG.		
		Stg. Gear Complete Pitman Shaft Seal Kit.....	8768	Pump Seal Kit.....		8804
		Stg. Gear Lower Pitman Shaft Seal Kit.....	8515			

☆ See Pages A14 - A15 For Pump or Gear Identification.

⊗ Packaged one bushing per box, order as required.

Power Steering Repair Kits for Passenger Cars and Light Trucks

Application	Kit No.	Application	Kit No.
MERCURY - Continued		MERCURY - Continued	
TOPAZ - Continued		TURNPIKE CRUISER - Continued	
1994-1993 - Continued		1957 - Continued	
4-CYL. 2.3 L ENG. - Continued		V-8 368 ENG. - Continued	
Rack & Pinion Seal Kit.....	8629	Power Cyl. Piston Rod Seal Kit.....	7877
V-6 3.0 L ENG.		VILLAGER	
Pump Seal Kit.....	8792	1995-1993	
Rack & Pinion Seal Kit.....	8629	V-6 3.0 L ENG.	
1992		Pump Seal Kit.....	
4-CYL. 2.3 L ENG.		Rack & Pinion Seal Kit.....	
Pump Seal Kit.....	8804	8799	
Rack & Pinion Seal Kit.....	8629	8789	
V-6 3.0 L ENG.		ZEPHYR	
Pump Seal Kit.....	8792	1983	
Rack & Pinion Seal Kit; W/Ford Stg. Gear; ☆Q.....	8629	4-CYL. 2.3 L ENG.; 6-CYL. 3.3 L ENG.	
Rack & Pinion Seal Kit; W/TRW Stg. Gear; ☆R.....	8612	Pump Complete Rebuilding Kit.....	
1991-1990		Pump Seal Kit.....	
4-CYL. 2.3 L ENG.		Pump Drive Shaft Seal Kit.....	
Pump Complete Rebuilding Kit.....	8527	Rack & Pinion Seal Kit; W/Ford Stg. Gear; ☆Q.....	
Pump Seal Kit.....	8526	Rack & Pinion Seal Kit; W/TRW Stg. Gear; ☆R.....	
Pump Drive Shaft Seal Kit.....	8711	Rack & Pinion Mounting Kit.....	
Rack & Pinion Seal Kit.....	8629	Rack & Pinion Upper Pinion Bearing Kit; W/Ford Stg. Gear; ☆Q.....	
Rack & Pinion Seal Kit.....	8629	Rack & Pinion Upper Pinion Bearing Kit; W/TRW Stg. Gear; ☆R.....	
1989-1987		8527	
4-CYL. 2.3 L ENG.		8526	
Pump Complete Rebuilding Kit.....	8527	8711	
Pump Seal Kit.....	8526	8589	
Pump Drive Shaft Seal Kit.....	8711	8591	
Rack & Pinion Seal Kit; W/Ford Stg. Gear; ☆Q.....	8629	8565	
Rack & Pinion Seal Kit; W/TRW Stg. Gear; ☆R.....	8612	8588	
1986-1984		8592	
4-CYL. 2.0 L DIESEL ENG.; 4-CYL. 2.3 L ENG.		1982-1981	
Pump Complete Rebuilding Kit.....	8527	4-CYL. 2.3 L ENG.; 6-CYL. 3.3 L ENG.; V-8 4.2 L ENG.	
Pump Seal Kit.....	8526	Pump Complete Rebuilding Kit.....	
Pump Drive Shaft Seal Kit.....	8711	Pump Seal Kit.....	
Rack & Pinion Seal Kit; W/Ford Stg. Gear; ☆Q.....	8629	Pump Drive Shaft Seal Kit.....	
Rack & Pinion Seal Kit; W/TRW Stg. Gear; ☆R.....	8612	Rack & Pinion Seal Kit; W/Ford Stg. Gear; ☆Q.....	
1986-1984		Rack & Pinion Seal Kit; W/TRW Stg. Gear; ☆R.....	
4-CYL. 2.0 L DIESEL ENG.; 4-CYL. 2.3 L ENG.		8565	
Pump Complete Rebuilding Kit.....	8527	8588	
Pump Seal Kit.....	8526	8592	
Pump Drive Shaft Seal Kit.....	8711	1980	
Rack & Pinion Seal Kit.....	8612	4-CYL. 2.3 L ENG.; 6-CYL. 3.3 L ENG.; V-8 4.2 L ENG.	
TRACER		Pump Complete Rebuilding Kit.....	
1995-1994		Pump Seal Kit.....	
4-CYL. 1.8 L ENG.		Pump Drive Shaft Seal Kit.....	
Pump Seal Kit.....	8805	Rack & Pinion Seal Kit; W/Ford Stg. Gear; ☆Q.....	
Rack & Pinion Seal Kit.....	8730	Rack & Pinion Seal Kit; W/TRW Stg. Gear; ☆R.....	
4-CYL. 1.9 L ENG.		8565	
Pump Complete Rebuilding Kit.....	8527	8588	
Pump Seal Kit.....	8526	1979	
Pump Drive Shaft Seal Kit.....	8711	4-CYL. 140 ENG.; 6-CYL. 200 ENG.; V-8 302 ENG.	
Rack & Pinion Seal Kit.....	8730	Pump Complete Rebuilding Kit.....	
Rack & Pinion Upper Pinion Bearing Kit.....	8588	Pump Seal Kit.....	
1993-1991		Pump Drive Shaft Seal Kit.....	
4-CYL. 1.8 L ENG.		Rack & Pinion Seal Kit.....	
Pump Seal Kit.....	8805	Rack & Pinion Mounting Kit.....	
Rack & Pinion Seal Kit.....	8731	Rack & Pinion Upper Pinion Bearing Kit.....	
4-CYL. 1.9 L ENG.		8588	
Pump Complete Rebuilding Kit.....	8527	1978	
Pump Seal Kit.....	8526	4-CYL. 140 ENG.; 6-CYL. 200 ENG.; V-8 302 ENG.	
Pump Drive Shaft Seal Kit.....	8711	Pump Complete Rebuilding Kit.....	
Rack & Pinion Seal Kit.....	8730	Pump Seal Kit.....	
Rack & Pinion Upper Pinion Bearing Kit.....	8588	Pump Drive Shaft Seal Kit.....	
1990		Rack & Pinion Seal Kit; W/Ford Stg. Gear; ☆Q.....	
4-CYL. 1.6 L ENG. (CANADA)		Rack & Pinion Seal Kit; W/TRW Stg. Gear; ☆R.....	
Rack & Pinion Seal Kit.....	8887	Rack & Pinion Mounting Kit.....	
1989-1988		Rack & Pinion Upper Pinion Bearing Kit; W/Ford Stg. Gear; ☆Q.....	
4-CYL. 1.6 L ENG.		Rack & Pinion Upper Pinion Bearing Kit; W/TRW Stg. Gear; ☆R.....	
Pump Seal Kit; Wagon.....	8836	8527	
Rack & Pinion Seal Kit.....	8887	8526	
1987		8711	
4-CYL. 1.6 L ENG. (CANADA)		8589	
Rack & Pinion Seal Kit.....	8887	8591	
TURNPIKE CRUISER		8565	
1957		8588	
V-8 368 ENG.		8592	
Power Cyl. Complete Rebuilding Kit.....	7875	MERKUR	
		SCORPIO	
		1989-1988	
		V-6 2.9 L ENG.	
		Pump Complete Rebuilding Kit.....	
		Pump Seal Kit.....	
		Pump Drive Shaft Seal Kit.....	
		8561	
		8554	
		8712	
		XR4TI	
		1989-1985	
		4-CYL. 2.3 L ENG.	
		Pump Complete Rebuilding Kit.....	
		Pump Seal Kit.....	
		Pump Drive Shaft Seal Kit.....	
		8527	
		8526	
		8711	

SYSTEM PUMP & GEAR IDENT.

SYSTEM & COMPONENT IDENT.

PASS. CARS

LIGHT TRUCKS

MEDIUM/HEAVY TRUCKS

BUSES

HOSE NUMERICAL

REPAIR KITS

KIT NUMERICAL

ILLUSTRATIONS

☆ See Pages A14 - A15 For Pump or Gear Identification.

☛ Packaged one bushing per box, order as required.

Power Steering Repair Kits for Passenger Cars and Light Trucks

	Application	Kit No.	Application	Kit No.		
SYSTEM PUMP & GEAR IDENT.	MITSUBISHI		MITSUBISHI - Continued			
	CORDIA		GALANT - Continued			
	1988-1984		1993 - Continued			
	4-CYL. 1.8 L ENG.; 4-CYL. 2.0 L ENG.		4-CYL. 2.0 L ENG. - Continued			
		Pump Seal Kit.....	8825	Pump Seal Kit; Jan. 31 & Older.....	8721	
		Rack & Pinion Seal Kit.....	8654	Rack & Pinion Seal Kit; Feb. & Newer.....	8870	
				Rack & Pinion Seal Kit; Jan. 31 & Older.....	8655	
	SYSTEM & COMPONENT IDENT.	1983		1992		
		4-CYL. 1.8 L ENG.		4-CYL. 2.0 L ENG.		
			Rack & Pinion Seal Kit.....	8654	Pump Seal Kit; W/2-Piece Pump Housing.....	8721
DIAMANTE		Pump Seal Kit; W/3-Piece Pump Housing.....		8722		
1995		Rack & Pinion Seal Kit; W/2WD; W/DOHC Eng.....		8656		
V-6 3.0 L ENG.		Rack & Pinion Seal Kit; W/2WD; W/SOHC Eng.....		8655		
		Pump Seal Kit.....	8721	Rack & Pinion Seal Kit; W/4WD; W/O Turbo; W/Auto. Trans.....	8691	
		Rack & Pinion Seal Kit.....	8692	Rack & Pinion Seal Kit; W/4WD; W/O Turbo; W/Man. Trans.....	8655	
PASS. CARS		1994		Rack & Pinion Seal Kit; W/Turbo; W/4-Wheel Stg.....		8658
		V-6 3.0 L ENG.		1991		
		Pump Seal Kit; W/DOHC Eng.; Jun. & Newer.....	8721	4-CYL. 2.0 L ENG.		
		Pump Seal Kit; W/DOHC Eng.; May & Older.....	8720	Pump Seal Kit; W/2-Piece Pump Housing.....		8721
		Pump Seal Kit; W/SOHC Eng.; Jul. & Newer.....	8721	Pump Seal Kit; W/3-Piece Pump Housing.....		8722
		Pump Seal Kit; W/SOHC Eng.; Jun. & Older.....	8720	Rack & Pinion Seal Kit; W/AWD.....		8655
		Rack & Pinion Seal Kit.....	8692	Rack & Pinion Seal Kit; W/DOHC Eng.; W/O Turbo.....		8655
	LIGHT TRUCKS	1993-1992		Rack & Pinion Seal Kit; W/DOHC Eng.; W/Turbo; W/4-Wheel Stg.		8658
		V-6 3.0 L ENG.		Rack & Pinion Seal Kit; W/DOHC Eng.; W/Turbo; W/FWD.....		8656
			Pump Seal Kit.....	8720	Rack & Pinion Seal Kit; W/SOHC Eng.....	
		Rack & Pinion Seal Kit.....	8692	1990		
ECLIPSE		4-CYL. 2.0 L ENG.				
1995		Pump Seal Kit; W/2-Piece Pump Housing.....		8721		
		Pump Seal Kit; W/O Turbo.....	8798	Pump Seal Kit; W/3-Piece Pump Housing.....		8722
		Pump Seal Kit; W/Turbo.....	8824	Rack & Pinion Seal Kit; W/2WD; W/DOHC Eng.....		8656
		Rack & Pinion Seal Kit.....	8870	Rack & Pinion Seal Kit; W/2WD; W/SOHC Eng.....		8655
MEDIUM/HEAVY TRUCKS		1994-1991		Rack & Pinion Seal Kit; W/AWD.....		8655
	4-CYL. 1.8 L ENG.; 4-CYL. 2.0 L ENG.		1989			
		Pump Seal Kit.....	8721	4-CYL. 2.0 L ENG.		
		Rack & Pinion Seal Kit.....	8691	Pump Seal Kit; W/2-Piece Pump Housing.....		8721
	1990		Pump Seal Kit; W/3-Piece Pump Housing.....		8722	
	4-CYL. 1.8 L ENG.		Rack & Pinion Seal Kit; W/DOHC Eng.....		8656	
		Pump Seal Kit; W/2-Piece Pump Housing.....	8721	Rack & Pinion Seal Kit; W/SOHC Eng.....		8655
		Pump Seal Kit; W/3-Piece Pump Housing.....	8722	1988		
		Rack & Pinion Seal Kit; Jun. & Newer.....	8691	V-6 3.0 L ENG.		
		Rack & Pinion Seal Kit; May & Older.....	8655	Pump Seal Kit.....		8722
HOSE NUMERICAL	4-CYL. 2.0 L ENG.		Rack & Pinion Seal Kit.....		8655	
		Pump Seal Kit; W/2-Piece Pump Housing.....	8721	1987-1986		
		Pump Seal Kit; W/3-Piece Pump Housing.....	8722	4-CYL. 2.4 L ENG.		
		Rack & Pinion Seal Kit; W/AWD.....	8691	Pump Seal Kit.....		8825
		Rack & Pinion Seal Kit; W/FWD; Jun. & Newer.....	8691	Rack & Pinion Seal Kit.....		8659
		Rack & Pinion Seal Kit; W/FWD; May & Older.....	8655	1985		
	EXPO		4-CYL. 2.4 L ENG.			
	1995		Pump Seal Kit.....		8825	
	4-CYL. 2.4 L ENG.		Pump Seal Kit; Jan. 31 & Older.....		8722	
		Pump Seal Kit.....	8721	Rack & Pinion Seal Kit.....		8657
REPAIR KITS	1994-1992		MIRAGE			
	4-CYL. 1.8 L ENG.; 4-CYL. 2.4 L ENG.		1995			
		Pump Seal Kit.....	8721	4-CYL. 1.5 L ENG.; 4-CYL. 1.8 L ENG.		
	GALANT		Pump Seal Kit.....		8721	
	1995		1994			
	4-CYL. 2.4 L ENG.		4-CYL. 1.5 L ENG.			
		Pump Seal Kit.....	8824	Pump Seal Kit; Dec. 1 & Newer.....		8721
		Rack & Pinion Seal Kit.....	8870	Pump Seal Kit; Nov. 30 & Older.....		8720
	1994		4-CYL. 1.8 L ENG.			
	4-CYL. 2.4 L ENG.		Pump Seal Kit.....		8720	
	Pump Seal Kit.....	8824	1993			
	Rack & Pinion Seal Kit; W/DOHC Eng.....	8871	4-CYL. 1.5 L ENG.; 4-CYL. 1.8 L ENG.			
	Rack & Pinion Seal Kit; W/SOHC Eng.....	8870	Pump Seal Kit.....		8720	
ILLUSTRATIONS	1993		1992			
	4-CYL. 2.0 L ENG.		4-CYL. 1.5 L ENG.; 4-CYL. 1.6 L ENG.			
		Pump Seal Kit; Feb. & Newer.....	8824	Pump Seal Kit; Jun. 19, 1992 & Older.....		8721
				Pump Seal Kit; Jun. 20, 1992 & Newer.....		8720
				Rack & Pinion Seal Kit; May 31 & Older.....		8662

☆ See Pages A14 - A15 For Pump or Gear Identification.

⊗ Packaged one bushing per box, order as required.

Power Steering Repair Kits for Passenger Cars and Light Trucks

Application	Kit No.	Application	Kit No.
MITSUBISHI - Continued		MITSUBISHI - Continued	
MIRAGE - Continued		PICKUP - Continued	
1991		1989-1987 - Continued	
4-CYL. 1.5 L ENG.; 4-CYL. 1.6 L ENG.		4-CYL. 2.0 L ENG. - Continued	
Pump Seal Kit.....	8721	Stg. Gear Major Seal Kit; W/4WD	8746
Rack & Pinion Seal Kit.....	8662	4-CYL. 2.6 L ENG.	
1990		Pump Seal Kit..... 8791	
4-CYL. 1.5 L ENG.		Stg. Gear Major Seal Kit; W/2WD	
Pump Seal Kit; W/2-Piece Pump Housing	8721	Stg. Gear Major Seal Kit; W/4WD	
Pump Seal Kit; W/3-Piece Pump Housing	8722		
Rack & Pinion Seal Kit.....	8662	1986	
1989		4-CYL. 2.0 L ENG.	
4-CYL. 1.5 L ENG.; 4-CYL. 1.6 L ENG.		Pump Seal Kit..... 8825	
Pump Seal Kit; W/2-Piece Pump Housing	8721	Stg. Gear Major Seal Kit; W/2WD	
Pump Seal Kit; W/3-Piece Pump Housing	8722		
Rack & Pinion Seal Kit.....	8662	4-CYL. 2.6 L ENG.	
1988		Pump Complete Rebuilding Kit; Feb. & Older.....	
4-CYL. 1.5 L ENG.; 4-CYL. 1.6 L ENG.		Pump Seal Kit; Feb. & Older.....	
Pump Seal Kit.....	8825	Pump Seal Kit; Mar. & Newer.....	
Rack & Pinion Seal Kit; Apr. 1 & Newer.....	8662	Pump Drive Shaft Seal Kit; Feb. & Older.....	
1987-1986		Stg. Gear Major Seal Kit; W/2WD	
4-CYL. 1.5 L ENG.; 4-CYL. 1.6 L ENG.		8745	
Pump Seal Kit.....	8825	1985-1984	
1985		4-CYL. 2.0 L ENG.; 4-CYL. 2.3 L DIESEL ENG.	
4-CYL. 1.5 L ENG.; 4-CYL. 1.6 L ENG.		Pump Seal Kit..... 8825	
Pump Seal Kit.....	8825	Stg. Gear Major Seal Kit; W/2WD	
Rack & Pinion Seal Kit.....	8660	8745	
MONTERO		4-CYL. 2.6 L ENG.	
1995-1994		Pump Complete Rebuilding Kit	
V-6 3.0 L ENG.; V-6 3.5 L ENG.		Pump Seal Kit.....	
Pump Seal Kit.....	8721	8630	
Stg. Gear Major Seal Kit.....	8848	8631	
1993-1992		Pump Drive Shaft Seal Kit.....	
V-6 3.0 L ENG.		Stg. Gear Major Seal Kit; W/2WD	
Pump Seal Kit.....	8721	8745	
1991-1990		1983	
V-6 3.0 L ENG.		4-CYL. 2.0 L ENG.; 4-CYL. 2.3 L DIESEL ENG.	
Pump Seal Kit.....	8722	Pump Seal Kit..... 8599	
1989		Stg. Gear Major Seal Kit; W/2WD	
4-CYL. 2.6 L ENG.		8745	
Pump Seal Kit.....	8825	4-CYL. 2.6 L ENG.	
Stg. Gear Major Seal Kit.....	8747	Pump Complete Rebuilding Kit	
V-6 3.0 L ENG.		Pump Seal Kit.....	
Pump Seal Kit.....	8722	8630	
Stg. Gear Major Seal Kit.....	8747	8631	
1988-1986		Pump Drive Shaft Seal Kit.....	
4-CYL. 2.6 L ENG.		Stg. Gear Major Seal Kit; W/2WD	
Pump Seal Kit.....	8825	8745	
Stg. Gear Major Seal Kit.....	8747	1983	
1985-1984		4-CYL. 2.0 L ENG.; 4-CYL. 2.3 L DIESEL ENG.	
4-CYL. 2.6 L ENG.		Pump Seal Kit..... 8599	
Pump Seal Kit.....	8722	Stg. Gear Major Seal Kit; W/2WD	
Stg. Gear Major Seal Kit.....	8747	8745	
PICKUP		PRECIS	
1995		1994	
4-CYL. 2.4 L ENG.		4-CYL. 1.5 L ENG.	
Pump Seal Kit.....	8791	Pump Seal Kit..... 8843	
Stg. Gear Major Seal Kit.....	8745	1993-1990	
1994-1990		4-CYL. 1.5 L ENG.	
4-CYL. 2.4 L ENG.; V-6 3.0 L ENG.		Pump Seal Kit..... 8791	
Pump Seal Kit.....	8791	Rack & Pinion Seal Kit.....	
Stg. Gear Major Seal Kit; W/2WD	8745	8662	
Stg. Gear Major Seal Kit; W/4WD	8746	1989-1987	
1989-1987		4-CYL. 1.5 L ENG.	
4-CYL. 2.0 L ENG.		Pump Seal Kit..... 8722	
Pump Seal Kit.....	8825	Rack & Pinion Seal Kit.....	
Stg. Gear Major Seal Kit; W/2WD	8745	8662	
1989-1987		SIGMA	
4-CYL. 2.0 L ENG.		1990	
Pump Seal Kit.....	8825	V-6 3.0 L ENG.	
Stg. Gear Major Seal Kit; W/2WD	8745	Pump Seal Kit..... 8722	
1989-1987		Rack & Pinion Seal Kit.....	
4-CYL. 2.0 L ENG.		8661	
Pump Seal Kit.....	8825	1989	
Stg. Gear Major Seal Kit; W/2WD	8745	V-6 3.0 L ENG.	
1989-1987		Pump Seal Kit..... 8722	
4-CYL. 2.0 L ENG.		Rack & Pinion Seal Kit; Jun. 1 & Newer.....	
Pump Seal Kit.....	8825	8661	
Stg. Gear Major Seal Kit; W/2WD	8745	Rack & Pinion Seal Kit; May 31 & Older	
1989-1987		8659	
4-CYL. 2.0 L ENG.		STARION	
Pump Seal Kit.....	8825	1989-1984	
Stg. Gear Major Seal Kit; W/2WD	8745	4-CYL. 2.6 L ENG.	
1989-1987		Pump Seal Kit..... 8722	
4-CYL. 2.0 L ENG.		Stg. Gear Major Seal Kit.....	
Pump Seal Kit.....	8825	8745	
Stg. Gear Major Seal Kit; W/2WD	8745	1983	
1989-1987		4-CYL. 2.6 L ENG.	
4-CYL. 2.0 L ENG.		Pump Seal Kit..... 8599	
Pump Seal Kit.....	8825	Stg. Gear Major Seal Kit.....	
Stg. Gear Major Seal Kit; W/2WD	8745	8745	

SYSTEM PUMP & GEAR IDENT.

SYSTEM & COMPONENT IDENT.

PASS. CARS

LIGHT TRUCKS

MEDIUM/HEAVY TRUCKS

BUSES

HOSE NUMERICAL

REPAIR KITS

KIT NUMERICAL

ILLUSTRATIONS

☆ See Pages A14 - A15 For Pump or Gear Identification.

☉ Packaged one bushing per box, order as required.

Power Steering Repair Kits for Passenger Cars and Light Trucks

	Application	Kit No.	Application	Kit No.
SYSTEM PUMP & GEAR IDENT.	MITSUBISHI - Continued		NISSAN - Continued	
	TREDIA		MAXIMA - Continued	
	1988-1984		1993-1989	
	4-CYL. 1.8 L ENG.; 4-CYL. 2.0 L ENG.		V-6 3.0 L ENG.	
	Pump Seal Kit.....		Pump Seal Kit.....	
	Rack & Pinion Seal Kit.....		Rack & Pinion Seal Kit.....	
	1983		1988-1987	
	4-CYL. 1.8 L ENG.		V-6 3.0 L ENG.	
	Rack & Pinion Seal Kit.....		Pump Seal Kit; Sedan.....	
	VAN		Pump Seal Kit; Wagon.....	
SYSTEM & COMPONENT IDENT.	1990-1988		Rack & Pinion Seal Kit.....	
	4-CYL. 2.4 L ENG.		1986	
	Pump Seal Kit.....		V-6 3.0 L ENG.	
	Rack & Pinion Seal Kit.....		Pump Seal Kit; Sedan.....	
	1987		Pump Seal Kit; Wagon.....	
	4-CYL. 2.4 L ENG.		Rack & Pinion Seal Kit.....	
	Pump Seal Kit; Apr. 1 & Newer.....		1985	
	Pump Seal Kit; Mar. & Older.....		V-6 3.0 L ENG.	
	Rack & Pinion Seal Kit.....		Pump Seal Kit.....	
	PASS. CARS	3000GT		Rack & Pinion Seal Kit.....
1995		1984		
V-6 3.0 L ENG.		6-CYL. 2.4 L ENG.		
Pump Seal Kit; W/O Turbo.....		Pump Complete Rebuilding Kit; W/Saginaw P.S. Pump; ☆B.....		
Pump Seal Kit; W/Turbo; Front.....		Pump Seal Kit; W/Atsugi P.S. Pump.....		
Pump Seal Kit; W/Turbo; Rear.....		Pump Seal Kit; W/Saginaw P.S. Pump; ☆B.....		
Rack & Pinion Seal Kit.....		Pump Drive Shaft Seal Kit; W/Saginaw P.S. Pump; ☆B.....		
1994		Rack & Pinion Seal Kit.....		
V-6 3.0 L ENG.		1983-1981		
Pump Seal Kit; W/O Turbo; Jul. & Newer.....		6-CYL. 2.4 L ENG.		
LIGHT TRUCKS	Pump Seal Kit; W/O Turbo; Jun. & Older.....		Pump Complete Rebuilding Kit; W/Saginaw P.S. Pump; ☆B.....	
	Pump Seal Kit; W/Turbo; Front.....		Pump Seal Kit; W/Atsugi P.S. Pump.....	
	Pump Seal Kit; W/Turbo; Rear.....		Pump Seal Kit; W/Saginaw P.S. Pump; ☆B.....	
	Rack & Pinion Seal Kit.....		Pump Drive Shaft Seal Kit; W/Saginaw P.S. Pump; ☆B.....	
	1993-1991		Rack & Pinion Seal Kit.....	
	V-6 3.0 L ENG.		6-CYL. 2.8 L DIESEL ENG.	
	Pump Seal Kit; W/O Turbo.....		Pump Seal Kit.....	
	Pump Seal Kit; W/Turbo; Front.....		Rack & Pinion Seal Kit.....	
	Pump Seal Kit; W/Turbo; Rear.....		NX	
	Rack & Pinion Seal Kit.....		1993-1991	
MEDIUM/HEAVY TRUCKS	NISSAN		4-CYL. 1.6 L ENG.	
	ALTIMA		Pump Seal Kit; Models made in Japan.....	
	1995-1993		Pump Seal Kit; Models made in USA.....	
	4-CYL. 2.4 L ENG.		Rack & Pinion Seal Kit; Models made in Japan.....	
	Pump Seal Kit.....		Rack & Pinion Seal Kit; Models made in USA.....	
	Rack & Pinion Seal Kit.....		4-CYL. 2.0 L ENG.	
	AXXESS		Pump Seal Kit.....	
	1992		Rack & Pinion Seal Kit.....	
	4-CYL. 2.4 L ENG. (CANADA)		PATHFINDER	
	Pump Seal Kit.....		1995-1993	
Rack & Pinion Seal Kit; W/4WD.....		V-6 3.0 L ENG.		
Rack & Pinion Seal Kit; W/FWD; Feb. & Older.....		Pump Seal Kit.....		
1991		Stg. Gear Major Seal Kit.....		
4-CYL. 2.4 L ENG. (CANADA)		1992-1991		
Pump Seal Kit.....		V-6 3.0 L ENG.		
Rack & Pinion Seal Kit; W/4WD.....		Pump Seal Kit.....		
Rack & Pinion Seal Kit; W/FWD.....		Stg. Gear Major Seal Kit.....		
1990		1990-1989		
4-CYL. 2.4 L ENG.		V-6 3.0 L ENG.		
Pump Seal Kit.....		Pump Seal Kit.....		
Rack & Pinion Seal Kit; W/2WD.....		Stg. Gear Major Seal Kit.....		
Rack & Pinion Seal Kit; W/4WD.....		1988		
MAXIMA		4-CYL. 2.4 L ENG. (CANADA)		
1995-1994		Pump Seal Kit.....		
V-6 3.0 L ENG.		Stg. Gear Major Seal Kit.....		
Pump Seal Kit.....		1990-1989		
Rack & Pinion Seal Kit.....		V-6 3.0 L ENG.		
		Pump Seal Kit.....		
		Stg. Gear Major Seal Kit.....		

☆ See Pages A14 - A15 For Pump or Gear Identification.

⊗ Packaged one bushing per box, order as required.

Power Steering Repair Kits for Passenger Cars and Light Trucks

Application	Kit No.	Application	Kit No.
NISSAN - Continued		NISSAN - Continued	
PATHFINDER - Continued		PICKUP - Continued	
1987		1984	
4-CYL. 2.4 L ENG.; V-6 3.0 L ENG.		4-CYL. 2.0 L ENG.; 4-CYL. 2.5 L DIESEL ENG.	
Pump Seal Kit.....	8723	Pump Seal Kit.....	8723
Stg. Gear Major Seal Kit.....	8852	4-CYL. 2.4 L ENG.	
PICKUP		Pump Seal Kit.....	8835
1995-1994		1983	
4-CYL. 2.4 L ENG.		4-CYL. 2.0 L ENG.; 4-CYL. 2.2 L ENG.; 4-CYL. 2.2 L DIESEL ENG.; 4-CYL. 2.5 L DIESEL ENG.	
Pump Seal Kit.....	8724	Pump Seal Kit.....	8723
Stg. Gear Major Seal Kit; W/2WD.....	8857	4-CYL. 2.4 L ENG.	
Stg. Gear Major Seal Kit; W/4WD.....	8851	Pump Seal Kit.....	8835
V-6 3.0 L ENG.		1982-1981	
Pump Seal Kit.....	8724	4-CYL. 2.2 L ENG.; 4-CYL. 2.2 L DIESEL ENG.	
Stg. Gear Major Seal Kit; W/2WD.....	8858	Pump Seal Kit.....	8604
Stg. Gear Major Seal Kit; W/4WD.....	8851	PULSAR NX	
1993-1991		1990	
4-CYL. 2.4 L ENG.		4-CYL. 1.6 L ENG.	
Pump Seal Kit.....	8724	Pump Seal Kit.....	8724
Stg. Gear Major Seal Kit; W/2WD.....	8857	Rack & Pinion Seal Kit.....	8667
Stg. Gear Major Seal Kit; W/4WD.....	8851	1989	
V-6 3.0 L ENG.		4-CYL. 1.6 L ENG.	
Pump Seal Kit.....	8724	Pump Seal Kit.....	8724
Stg. Gear Major Seal Kit; W/2WD.....	8858	Rack & Pinion Seal Kit.....	8667
Stg. Gear Major Seal Kit; W/4WD.....	8859	4-CYL. 1.8 L ENG.	
1990		Pump Seal Kit.....	
4-CYL. 2.4 L ENG.		8724	
Pump Seal Kit.....	8724	1988	
Stg. Gear Major Seal Kit; W/2WD.....	8857	4-CYL. 1.6 L ENG.	
Stg. Gear Major Seal Kit; W/4WD.....	8851	Pump Seal Kit.....	8725
V-6 3.0 L ENG.		Rack & Pinion Seal Kit.....	8667
Pump Seal Kit.....	8724	4-CYL. 1.8 L ENG.	
Stg. Gear Major Seal Kit; W/2WD.....	8858	Pump Seal Kit.....	8724
Stg. Gear Major Seal Kit; W/4WD.....	8851	1987	
1989		4-CYL. 1.6 L ENG.	
4-CYL. 2.4 L ENG.		Pump Seal Kit; W/DOHC Eng.....	8724
Pump Seal Kit; Aug. & Newer.....	8724	Pump Seal Kit; W/SOHC Eng.....	8725
Pump Seal Kit; Jul. & Older.....	8723	Rack & Pinion Seal Kit; W/SOHC Eng.....	8667
Stg. Gear Major Seal Kit; W/2WD.....	8857	1986	
Stg. Gear Major Seal Kit; W/4WD.....	8851	4-CYL. 1.6 L ENG.	
V-6 3.0 L ENG.		Pump Seal Kit.....	8640
Pump Seal Kit.....	8724	Rack & Pinion Seal Kit.....	8667
Stg. Gear Major Seal Kit; W/2WD.....	8858	1985	
Stg. Gear Major Seal Kit; W/4WD.....	8851	4-CYL. 1.6 L ENG.	
1988		Pump Seal Kit.....	8640
4-CYL. 2.4 L ENG.		Rack & Pinion Seal Kit.....	8668
Pump Seal Kit.....	8723	1984-1983	
Stg. Gear Major Seal Kit; W/2WD.....	8857	4-CYL. 1.5 L ENG.; 4-CYL. 1.6 L ENG.	
V-6 3.0 L ENG.		Pump Seal Kit.....	8640
Pump Seal Kit.....	8724	Rack & Pinion Seal Kit.....	8669
Stg. Gear Major Seal Kit; W/2WD.....	8858	QUEST	
1987		1995-1993	
4-CYL. 2.4 L ENG.; 4-CYL. 2.5 L DIESEL ENG. (CANADA)		V-6 3.0 L ENG.	
Pump Seal Kit.....	8723	Pump Seal Kit.....	8799
Stg. Gear Major Seal Kit; W/2WD.....	8857	Rack & Pinion Seal Kit.....	8789
V-6 3.0 L ENG.		SENTRA	
Pump Seal Kit.....	8723	1995	
Stg. Gear Major Seal Kit; W/2WD.....	8858	4-CYL. 1.6 L ENG.	
1986		Pump Seal Kit.....	8799
4-CYL. 2.4 L ENG.; 4-CYL. 2.5 L DIESEL ENG.		Rack & Pinion Seal Kit.....	8880
Pump Seal Kit.....	8723	1994-1991	
Stg. Gear Major Seal Kit; W/2WD.....	8857	4-CYL. 1.6 L ENG.	
V-6 3.0 L ENG.		Pump Seal Kit; Models made in Japan.....	8830
Pump Seal Kit.....	8723	Pump Seal Kit; Models made in USA.....	8724
Stg. Gear Major Seal Kit; W/2WD.....	8858	Rack & Pinion Seal Kit; Models made in Japan.....	8891
1985		Rack & Pinion Seal Kit; Models made in USA.....	8880
4-CYL. 2.4 L ENG.			
Pump Seal Kit.....	8835		
4-CYL. 2.5 L DIESEL ENG.			
Pump Seal Kit.....	8723		

SYSTEM PUMP & GEAR IDENT.
SYSTEM & COM- PONENT IDENT.
PASS. CARS
LIGHT TRUCKS
MEDIUM/ HEAVY TRUCKS
BUSES
HOSE NUMER- ICAL
REPAIR KITS
KIT NUMER- ICAL
ILLUST- RATIONS

☆ See Pages A14 - A15 For Pump or Gear Identification.

⊗ Packaged one bushing per box, order as required.

Power Steering Repair Kits for Passenger Cars and Light Trucks

	Application	Kit No.	Application	Kit No.	
SYSTEM PUMP & GEAR IDENT.	NISSAN - Continued		NISSAN - Continued		
	SENTRA - Continued		STANZA - Continued		
	1994-1991 - Continued		1986 - Continued		
	4-CYL. 2.0 L ENG.		4-CYL. 2.0 L ENG. - Continued		
		Pump Seal Kit.....	8830	Rack & Pinion Seal Kit; Wagon.....	8669
		Rack & Pinion Seal Kit.....	8891		
	1990		1985		
	4-CYL. 1.6 L ENG.		4-CYL. 2.0 L ENG.		
		Pump Seal Kit.....	8724	Pump Seal Kit; Sedan.....	8640
		Rack & Pinion Seal Kit; W/2WD.....	8667	Rack & Pinion Seal Kit.....	8669
SYSTEM & COMPONENT IDENT.		Rack & Pinion Seal Kit; W/4WD.....	8761		
	1989		1984-1982		
	4-CYL. 1.6 L ENG.		4-CYL. 2.0 L ENG.		
		Pump Seal Kit.....	8724	Pump Seal Kit.....	8640
		Rack & Pinion Seal Kit; W/2WD.....	8667	Rack & Pinion Seal Kit.....	8669
		Rack & Pinion Seal Kit; W/4WD.....	8761		
	1988		VAN		
	4-CYL. 1.6 L ENG.		1990		
		Pump Seal Kit; W/2WD.....	8726	4-CYL. 2.4 L ENG.	
		Pump Seal Kit; W/4WD.....	8725	Pump Seal Kit.....	8724
PASS. CARS		Rack & Pinion Seal Kit; W/2WD.....	8667	1988-1987	
		Rack & Pinion Seal Kit; W/4WD.....	8761	4-CYL. 2.4 L ENG.	
	1987		Pump Seal Kit.....		8724
	4-CYL. 1.6 L ENG.; 4-CYL. 1.7 L DIESEL ENG. (CANADA)		200SX		
		Pump Seal Kit; W/2WD.....	8726	1995	
		Pump Seal Kit; W/4WD.....	8725	4-CYL. 1.6 L ENG.	
		Rack & Pinion Seal Kit; W/2WD.....	8667	Pump Seal Kit.....	8799
		Rack & Pinion Seal Kit; W/4WD.....	8761	Rack & Pinion Seal Kit.....	8880
	1986		4-CYL. 2.0 L ENG.		
	4-CYL. 1.6 L ENG.; 4-CYL. 1.7 L DIESEL ENG.		Pump Seal Kit.....		8830
	Pump Seal Kit.....	8725	Rack & Pinion Seal Kit.....	8880	
LIGHT TRUCKS		Rack & Pinion Seal Kit.....	8667	1988	
	1985-1984		4-CYL. 2.0 L ENG.; V-6 3.0 L ENG.		
	4-CYL. 1.6 L ENG.; 4-CYL. 1.7 L DIESEL ENG.		Pump Seal Kit.....		8724
		Pump Seal Kit.....	8640	Rack & Pinion Seal Kit.....	8663
		Rack & Pinion Seal Kit.....	8668	1987	
	1983		4-CYL. 1.8 L ENG. (CANADA); 4-CYL. 2.0 L ENG.; V-6 3.0 L ENG.		
	4-CYL. 1.5 L ENG.; 4-CYL. 1.6 L ENG.; 4-CYL. 1.7 L DIESEL ENG.		Pump Seal Kit.....		8724
		Pump Seal Kit.....	8640	Rack & Pinion Seal Kit.....	8663
		Rack & Pinion Seal Kit.....	8669	1986	
	MEDIUM/HEAVY TRUCKS	1982		4-CYL. 1.8 L ENG.; 4-CYL. 2.0 L ENG.	
4-CYL. 1.5 L ENG.		Pump Seal Kit.....		8724	
		Pump Seal Kit.....	8640	Rack & Pinion Seal Kit.....	8670
		Rack & Pinion Seal Kit.....	8669	1985-1984	
STANZA		4-CYL. 1.8 L ENG.; 4-CYL. 2.0 L ENG.			
1992-1991		Pump Seal Kit.....		8723	
4-CYL. 2.4 L ENG.		Rack & Pinion Seal Kit.....		8670	
		Pump Seal Kit.....	8822	1983-1982	
		Rack & Pinion Seal Kit.....	8736	4-CYL. 2.2 L ENG.	
REPAIR KITS		1990		Pump Seal Kit.....	
	4-CYL. 2.4 L ENG.		1981-1980		
		Pump Seal Kit.....	8830	4-CYL. 2.0 L ENG.	
		Rack & Pinion Seal Kit.....	8736	Pump Seal Kit.....	8604
	1989		1979-1977		
	4-CYL. 2.0 L ENG.		4-CYL. 119 ENG.		
		Pump Seal Kit.....	8724	Pump Seal Kit.....	8604
		Rack & Pinion Seal Kit.....	8663	240SX	
	1988-1987		1995-1994		
	4-CYL. 2.0 L ENG.		4-CYL. 2.4 L ENG.		
	Pump Seal Kit; Hatchback, Sedan.....	8724	Pump Seal Kit.....	8820	
	Pump Seal Kit; Wagon.....	8723	1993-1991		
	Rack & Pinion Seal Kit; Hatchback, Sedan.....	8663	4-CYL. 2.4 L ENG.		
	Rack & Pinion Seal Kit; Wagon.....	8669	Pump Seal Kit.....	8820	
HOSE NUMERICAL	1986		Rack & Pinion Seal Kit.....		8738
	4-CYL. 2.0 L ENG.		1990-1989		
		Pump Seal Kit; Sedan.....	8724	4-CYL. 2.4 L ENG.	
		Pump Seal Kit; Wagon.....	8723	Pump Seal Kit.....	8724
		Rack & Pinion Seal Kit; Sedan.....	8663		

☆ See Pages A14 - A15 For Pump or Gear Identification.

⊗ Packaged one bushing per box, order as required.

Power Steering Repair Kits for Passenger Cars and Light Trucks

Application	Kit No.	Application	Kit No.
NISSAN - Continued		NISSAN - Continued	
240SX - Continued		810 - Continued	
1990-1989 - Continued		1981 - Continued	
4-CYL. 2.4 L ENG. - Continued		6-CYL. 2.8 L DIESEL ENG.	
Rack & Pinion Seal Kit.....	8738	Pump Seal Kit.....	8604
280ZX		Rack & Pinion Seal Kit.....	8665
1983-1981		1980	
6-CYL. 2.8 L ENG.		6-CYL. 2.4 L ENG.	
Pump Seal Kit.....	8604	Pump Seal Kit.....	8604
Rack & Pinion Seal Kit.....	8671	1979	
1980		6-CYL. 146 ENG.	
6-CYL. 2.8 L ENG.		Pump Seal Kit.....	
Pump Seal Kit.....	8604	1978-1977	
1979		6-CYL. 146 ENG.	
6-CYL. 168 ENG.		Pump Seal Kit.....	
Pump Seal Kit.....	8604	OLDSMOBILE	
1978		ACHIEVA	
6-CYL. 168 ENG.		1995	
Pump Seal Kit.....	8600	4-CYL. 2.3 L ENG.	
300ZX		Pump Seal Kit.....	
1995-1994		Rack & Pinion Seal Kit.....	
V-6 3.0 L ENG.		8802	
Pump Seal Kit.....	8822	8818	
Rack & Pinion Seal Kit.....	8737	V-6 3.1 L ENG.	
1993-1990		Pump Seal Kit; W/Electronic Variable Assist.....	
V-6 3.0 L ENG.		Pump Seal Kit; W/O Electronic Variable Assist.....	
Pump Seal Kit; W/2-Wheel Stg.....	8822	Pump Drive Shaft Seal Kit.....	
Pump Seal Kit; W/4-Wheel Stg.....	8821	Rack & Pinion Seal Kit.....	
Rack & Pinion Seal Kit.....	8737	8818	
1989		1994	
V-6 3.0 L ENG.		4-CYL. 2.3 L ENG.; V-6 3.1 L ENG.	
Pump Seal Kit.....	8724	Pump Seal Kit; W/Electronic Variable Assist.....	
Rack & Pinion Seal Kit; Feb. 1 & Newer.....	8737	Pump Seal Kit; W/O Electronic Variable Assist.....	
1988-1987		Pump Drive Shaft Seal Kit.....	
V-6 3.0 L ENG.		Rack & Pinion Seal Kit.....	
Pump Seal Kit.....	8724	8818	
1986-1984		1993-1992	
V-6 3.0 L ENG.		4-CYL. 2.3 L ENG.; V-6 3.3 L ENG.	
Pump Seal Kit.....	8723	Pump Seal Kit; W/Electronic Variable Assist.....	
Rack & Pinion Seal Kit.....	8672	Pump Seal Kit; W/O Electronic Variable Assist.....	
310		Pump Drive Shaft Seal Kit.....	
1982-1981		Rack & Pinion Seal Kit.....	
4-CYL. 1.5 L ENG.		8818	
Pump Seal Kit.....	8604	AURORA	
1980		1995	
4-CYL. 1.4 L ENG.		V-8 4.0 L ENG.	
Pump Seal Kit.....	8604	Pump Complete Rebuilding Kit.....	
1979		Pump Seal Kit.....	
4-CYL. 85 ENG.		Pump Drive Shaft Seal Kit.....	
Pump Seal Kit.....	8604	Rack & Pinion Seal Kit.....	
720 PICKUP		8561	
1980		8554	
4-CYL. 2.0 L ENG.		8712	
Pump Seal Kit.....	8604	8786	
810		BRAVADA	
1981		1994	
6-CYL. 2.4 L ENG.		V-6 4.3 L ENG.	
Pump Complete Rebuilding Kit; W/Saginaw P.S. Pump; Apr. 1 & Newer; ☆B.....	7910	Pump Complete Rebuilding Kit.....	
Pump Seal Kit; Mar. 31 & Older.....	8604	Pump Seal Kit.....	
Pump Seal Kit; W/Atsugi P.S. Pump; Apr. 1 & Newer.....	8600	Pump Drive Shaft Seal Kit.....	
Pump Seal Kit; W/Saginaw P.S. Pump; Apr. 1 & Newer; ☆B.....	7918	Stg. Gear Complete Rebuilding Kit.....	
Pump Drive Shaft Seal Kit; W/Saginaw P.S. Pump; Apr. 1 & Newer; ☆B.....	8709	Stg. Gear Major Seal Kit.....	
Rack & Pinion Seal Kit.....	8665	Stg. Gear Input Shaft Seal Kit.....	
		Stg. Gear Complete Rebuilding Kit.....	
		Stg. Gear Major Seal Kit.....	
		Stg. Gear Input Shaft Seal Kit.....	
		Stg. Gear Complete Pitman Shaft Seal Kit.....	
		Stg. Gear Lower Pitman Shaft Seal Kit.....	
		8756	
		1993-1991	
		V-6 4.3 L ENG.	
		Pump Complete Rebuilding Kit.....	
		Pump Seal Kit.....	
		Pump Drive Shaft Seal Kit.....	
		Stg. Gear Complete Rebuilding Kit.....	
		Stg. Gear Major Seal Kit.....	
		Stg. Gear Input Shaft Seal Kit.....	
		Stg. Gear Complete Pitman Shaft Seal Kit.....	
		Stg. Gear Lower Pitman Shaft Seal Kit.....	
		7910	
		7918	
		8709	
		8522	
		8521	
		8525	
		8766	
		7856	

☆ See Pages A14 - A15 For Pump or Gear Identification.

⊗ Packaged one bushing per box, order as required.

SYSTEM PUMP & GEAR IDENT.

SYSTEM & COMPONENT IDENT.

PASS. CARS

LIGHT TRUCKS

MEDIUM/HEAVY TRUCKS

BUSES

HOSE NUMERICAL

REPAIR KITS

KIT NUMERICAL

ILLUSTRATIONS

Power Steering Repair Kits for Passenger Cars and Light Trucks

	Application	Kit No.	Application	Kit No.		
SYSTEM PUMP & GEAR IDENT.	OLDSMOBILE - Continued		OLDSMOBILE - Continued			
	CALAIS		CUSTOM CRUISER - Continued			
	1987		1978 - Continued			
	4-CYL. 2.5 L ENG.; V-6 3.0 L ENG.		V-8 350 ENG.; V-8 350 DIESEL ENG.; V-8 403 ENG. - Continued			
		Pump Complete Rebuilding Kit.....	8561	Stg. Gear Complete Rebuilding Kit.....	7858	
		Pump Seal Kit.....	8554	Stg. Gear Major Seal Kit.....	7860	
		Pump Drive Shaft Seal Kit.....	8712	Stg. Gear Input Shaft Seal Kit.....	7095	
		Rack & Pinion Upper Pinion Bearing Kit.....	8571	Stg. Gear Complete Pitman Shaft Seal Kit.....	8766	
		Rack & Pinion Lower Pinion Bearing Kit.....	8572	Stg. Gear Lower Pitman Shaft Seal Kit.....	7856	
		1986-1985		1977		
SYSTEM & COMPONENT IDENT.	4-CYL. 2.5 L ENG.; V-6 3.0 L ENG.		V-8 350 ENG.; V-8 403 ENG.			
		Pump Complete Rebuilding Kit.....	8561	Pump Complete Rebuilding Kit.....	7910	
		Pump Seal Kit.....	8554	Pump Seal Kit.....	7918	
		Pump Drive Shaft Seal Kit.....	8712	Pump Drive Shaft Seal Kit.....	8709	
		Rack & Pinion Seal Kit.....	8582	Stg. Gear Complete Rebuilding Kit.....	7858	
		Rack & Pinion Upper Pinion Bearing Kit.....	8571	Stg. Gear Major Seal Kit.....	7860	
		Rack & Pinion Lower Pinion Bearing Kit.....	8572	Stg. Gear Input Shaft Seal Kit.....	7095	
				Stg. Gear Complete Pitman Shaft Seal Kit.....	8766	
				Stg. Gear Lower Pitman Shaft Seal Kit.....	7856	
	PASS. CARS	CUSTOM CRUISER		1976		
1992		V-8 455 ENG.				
V-8 5.0 L ENG.; V-8 5.7 L ENG.		Pump Complete Rebuilding Kit.....		7910		
		Pump Seal Kit.....	7918	Pump Seal Kit.....	7918	
		Pump Drive Shaft Seal Kit.....	8709	Pump Drive Shaft Seal Kit.....	8709	
		Stg. Gear Complete Rebuilding Kit.....	8522	Stg. Gear Complete Rebuilding Kit; W/A.C.....	7857	
		Stg. Gear Major Seal Kit.....	8521	Stg. Gear Complete Rebuilding Kit; W/O A.C.....	7858	
		Stg. Gear Input Shaft Seal Kit.....	8525	Stg. Gear Major Seal Kit; W/A.C.....	7859	
		Stg. Gear Complete Pitman Shaft Seal Kit.....	8766	Stg. Gear Major Seal Kit; W/O A.C.....	7860	
		Stg. Gear Lower Pitman Shaft Seal Kit.....	7856	Stg. Gear Input Shaft Seal Kit.....	7095	
LIGHT TRUCKS		Rack & Pinion Seal Kit.....	8580	Stg. Gear Complete Pitman Shaft Seal Kit.....	8766	
				Stg. Gear Lower Pitman Shaft Seal Kit.....	7856	
	MEDIUM/HEAVY TRUCKS	1991-1986		1975		
		V-8 5.0 L ENG.		V-8 400 ENG.; V-8 455 ENG.		
			Pump Complete Rebuilding Kit.....	7910	Pump Complete Rebuilding Kit.....	7910
			Pump Seal Kit.....	7918	Pump Seal Kit.....	7918
			Pump Drive Shaft Seal Kit.....	8709	Pump Drive Shaft Seal Kit.....	8709
			Stg. Gear Complete Rebuilding Kit.....	8522	Stg. Gear Complete Rebuilding Kit; W/A.C.....	7857
			Stg. Gear Major Seal Kit.....	8521	Stg. Gear Complete Rebuilding Kit; W/O A.C.....	7858
			Stg. Gear Input Shaft Seal Kit.....	8525	Stg. Gear Major Seal Kit; W/A.C.....	7859
		Stg. Gear Complete Pitman Shaft Seal Kit.....	8766	Stg. Gear Major Seal Kit; W/O A.C.....	7860	
		Stg. Gear Lower Pitman Shaft Seal Kit.....	7856	Stg. Gear Input Shaft Seal Kit.....	7095	
BUSES		Rack & Pinion Seal Kit.....	8580	Stg. Gear Complete Pitman Shaft Seal Kit.....	8766	
				Stg. Gear Lower Pitman Shaft Seal Kit.....	7856	
	HOSE NUMERICAL	1985-1981		1974		
		V-8 5.0 L ENG.; V-8 5.7 L DIESEL ENG.		V-8 455 ENG.		
			Pump Complete Rebuilding Kit.....	7910	Pump Complete Rebuilding Kit.....	7910
			Pump Seal Kit.....	7918	Pump Seal Kit.....	7918
			Pump Drive Shaft Seal Kit.....	8709	Pump Drive Shaft Seal Kit.....	8709
			Stg. Gear Complete Rebuilding Kit.....	8522	Stg. Gear Complete Rebuilding Kit; W/A.C.....	7857
			Stg. Gear Major Seal Kit.....	8521	Stg. Gear Complete Rebuilding Kit; W/O A.C.....	7858
			Stg. Gear Input Shaft Seal Kit.....	8525	Stg. Gear Major Seal Kit; W/A.C.....	7859
		Stg. Gear Complete Pitman Shaft Seal Kit.....	8766	Stg. Gear Major Seal Kit; W/O A.C.....	7860	
		Stg. Gear Lower Pitman Shaft Seal Kit.....	7856	Stg. Gear Input Shaft Seal Kit.....	7095	
REPAIR KITS				Stg. Gear Complete Pitman Shaft Seal Kit.....	8766	
				Stg. Gear Lower Pitman Shaft Seal Kit.....	7856	
	KIT NUMERICAL	1980		1973		
		V-8 5.0 L ENG.; V-8 5.7 L ENG.; V-8 5.7 L DIESEL ENG.		V-8 350 ENG.; V-8 455 ENG.		
			Pump Complete Rebuilding Kit.....	7910	Pump Complete Rebuilding Kit.....	7910
			Pump Seal Kit.....	7918	Pump Seal Kit.....	7918
			Pump Drive Shaft Seal Kit.....	8709	Pump Drive Shaft Seal Kit.....	8709
			Stg. Gear Complete Rebuilding Kit.....	8522	Stg. Gear Complete Rebuilding Kit; W/A.C.....	7857
			Stg. Gear Major Seal Kit.....	8521	Stg. Gear Complete Rebuilding Kit; W/O A.C.....	7858
			Stg. Gear Input Shaft Seal Kit.....	8525	Stg. Gear Major Seal Kit; W/A.C.....	7859
		Stg. Gear Complete Pitman Shaft Seal Kit.....	8766	Stg. Gear Major Seal Kit; W/O A.C.....	7860	
		Stg. Gear Lower Pitman Shaft Seal Kit.....	7856	Stg. Gear Input Shaft Seal Kit.....	7095	
ILLUSTRATIONS				Stg. Gear Complete Pitman Shaft Seal Kit.....	8766	
				Stg. Gear Lower Pitman Shaft Seal Kit.....	7856	
	REPAIR KITS	1979		1972		
		V-8 350 ENG.; V-8 350 DIESEL ENG.; V-8 403 ENG.		V-8 455 ENG.		
			Pump Complete Rebuilding Kit.....	7910	Pump Complete Rebuilding Kit.....	7910
			Pump Seal Kit.....	7918	Pump Seal Kit.....	7918
			Pump Drive Shaft Seal Kit.....	8709	Pump Drive Shaft Seal Kit.....	8709
			Stg. Gear Complete Rebuilding Kit.....	8522	Stg. Gear Complete Rebuilding Kit; W/A.C.....	7857
			Stg. Gear Major Seal Kit.....	8521	Stg. Gear Complete Rebuilding Kit; W/O A.C.....	7858
			Stg. Gear Input Shaft Seal Kit.....	8525	Stg. Gear Major Seal Kit; W/A.C.....	7859
		Stg. Gear Complete Pitman Shaft Seal Kit.....	8766	Stg. Gear Major Seal Kit; W/O A.C.....	7860	
		Stg. Gear Lower Pitman Shaft Seal Kit.....	7856	Stg. Gear Input Shaft Seal Kit.....	7095	

☆ See Pages A14 - A15 For Pump or Gear Identification.

⊗ Packaged one bushing per box, order as required.

Power Steering Repair Kits for Passenger Cars and Light Trucks

Application	Kit No.	Application	Kit No.
OLDSMOBILE - Continued		OLDSMOBILE - Continued	
CUSTOM CRUISER - Continued		CUTLASS - Continued	
1972 - Continued		1982 - Continued	
V-8 455 ENG. - Continued		V-6 3.8 L ENG.; V-8 4.3 L ENG.; V-8 4.4 L ENG. (CANADA);	
Stg. Gear Complete Pitman Shaft Seal Kit.....	8766	V-8 5.0 L ENG.; V-8 5.7 L DIESEL ENG. - Continued	
Stg. Gear Lower Pitman Shaft Seal Kit.....	7856	Stg. Gear Major Seal Kit; W/4-Bolt Gear Housing.....	8521
1971		Stg. Gear Major Seal Kit; W/Ring Retained Housing.....	8528
V-8 455 ENG.		Stg. Gear Input Shaft Seal Kit; W/4-Bolt Gear Housing.....	8525
Pump Complete Rebuilding Kit.....	7910	Stg. Gear Input Shaft Seal Kit; W/Ring Retained Housing.....	7095
Pump Seal Kit.....	7918	Stg. Gear Complete Pitman Shaft Seal Kit; W/4-Bolt Gear Housing...	8766
Pump Drive Shaft Seal Kit.....	8709	Stg. Gear Complete Pitman Shaft Seal Kit; W/Ring Retained Housing.....	8767
Stg. Gear Complete Rebuilding Kit.....	7857	Stg. Gear Lower Pitman Shaft Seal Kit; W/4-Bolt Gear Housing.....	7856
Stg. Gear Major Seal Kit.....	7859	Stg. Gear Lower Pitman Shaft Seal Kit; W/Ring Retained Housing.....	8530
Stg. Gear Input Shaft Seal Kit.....	7095	V-6 4.3 L DIESEL ENG.	
Stg. Gear Complete Pitman Shaft Seal Kit.....	8766	Pump Complete Rebuilding Kit.....	8630
Stg. Gear Lower Pitman Shaft Seal Kit.....	7856	Pump Seal Kit.....	8631
CUTLASS		Pump Drive Shaft Seal Kit.....	8709
1987-1986		Stg. Gear Complete Rebuilding Kit; W/4-Bolt Gear Housing.....	8522
V-6 3.8 L ENG.; V-8 5.0 L ENG.		Stg. Gear Complete Rebuilding Kit; W/Ring Retained Housing.....	8529
Pump Complete Rebuilding Kit.....	7910	Stg. Gear Major Seal Kit; W/4-Bolt Gear Housing.....	8521
Pump Seal Kit.....	7918	Stg. Gear Major Seal Kit; W/Ring Retained Housing.....	8528
Pump Drive Shaft Seal Kit.....	8709	Stg. Gear Input Shaft Seal Kit; W/4-Bolt Gear Housing.....	8525
Stg. Gear Complete Rebuilding Kit.....	8522	Stg. Gear Input Shaft Seal Kit; W/Ring Retained Housing.....	7095
Stg. Gear Major Seal Kit.....	8521	Stg. Gear Complete Pitman Shaft Seal Kit; W/4-Bolt Gear Housing...	8766
Stg. Gear Input Shaft Seal Kit.....	8525	Stg. Gear Complete Pitman Shaft Seal Kit; W/Ring Retained Housing.....	8767
Stg. Gear Complete Pitman Shaft Seal Kit.....	8766	Stg. Gear Lower Pitman Shaft Seal Kit; W/4-Bolt Gear Housing.....	7856
Stg. Gear Lower Pitman Shaft Seal Kit.....	7856	Stg. Gear Lower Pitman Shaft Seal Kit; W/Ring Retained Housing.....	8530
1985		1981	
V-6 3.8 L ENG.; V-8 5.0 L ENG.; V-8 5.7 L DIESEL ENG.		V-6 3.8 L ENG.; V-8 4.3 L ENG.; V-8 4.4 L ENG. (CANADA);	
Pump Complete Rebuilding Kit.....	7910	V-8 5.7 L DIESEL ENG.	
Pump Seal Kit.....	7918	Pump Complete Rebuilding Kit.....	7910
Pump Drive Shaft Seal Kit.....	8709	Pump Seal Kit.....	7918
Stg. Gear Complete Rebuilding Kit.....	8522	Pump Drive Shaft Seal Kit.....	8709
Stg. Gear Major Seal Kit.....	8521	Stg. Gear Complete Rebuilding Kit; W/4-Bolt Gear Housing.....	8522
Stg. Gear Input Shaft Seal Kit.....	8525	Stg. Gear Complete Rebuilding Kit; W/Ring Retained Housing.....	8529
Stg. Gear Complete Pitman Shaft Seal Kit.....	8766	Stg. Gear Major Seal Kit; W/4-Bolt Gear Housing.....	8521
Stg. Gear Lower Pitman Shaft Seal Kit.....	7856	Stg. Gear Major Seal Kit; W/Ring Retained Housing.....	8528
1984-1983		Stg. Gear Input Shaft Seal Kit; W/4-Bolt Gear Housing.....	8525
V-6 3.8 L ENG.; V-8 5.0 L ENG.; V-8 5.7 L DIESEL ENG.		Stg. Gear Input Shaft Seal Kit; W/Ring Retained Housing.....	7095
Pump Complete Rebuilding Kit.....	7910	Stg. Gear Complete Pitman Shaft Seal Kit; W/4-Bolt Gear Housing...	8766
Pump Seal Kit.....	7918	Stg. Gear Complete Pitman Shaft Seal Kit; W/Ring Retained Housing.....	8767
Pump Drive Shaft Seal Kit.....	8709	Stg. Gear Lower Pitman Shaft Seal Kit; W/4-Bolt Gear Housing.....	7856
Stg. Gear Complete Rebuilding Kit; W/4-Bolt Gear Housing.....	8522	Stg. Gear Lower Pitman Shaft Seal Kit; W/Ring Retained Housing.....	8530
Stg. Gear Complete Rebuilding Kit; W/Ring Retained Housing.....	8529	1980	
Stg. Gear Major Seal Kit; W/4-Bolt Gear Housing.....	8521	V-6 3.8 L ENG.; V-8 4.3 L ENG.; V-8 4.3 L DIESEL ENG. (CAN-	
Stg. Gear Major Seal Kit; W/Ring Retained Housing.....	8528	ADA); V-8 5.0 L ENG.; V-8 5.7 L ENG.; V-8 5.7 L DIESEL	
Stg. Gear Input Shaft Seal Kit; W/4-Bolt Gear Housing.....	8525	ENG.	
Stg. Gear Input Shaft Seal Kit; W/Ring Retained Housing.....	7095	Pump Complete Rebuilding Kit.....	7910
Stg. Gear Complete Pitman Shaft Seal Kit; W/4-Bolt Gear Housing...	8766	Pump Seal Kit.....	7918
Stg. Gear Complete Pitman Shaft Seal Kit; W/Ring Retained Housing.....	8767	Pump Drive Shaft Seal Kit.....	8709
Stg. Gear Lower Pitman Shaft Seal Kit; W/4-Bolt Gear Housing.....	7856	Stg. Gear Complete Rebuilding Kit; W/4-Bolt Gear Housing.....	8522
Stg. Gear Lower Pitman Shaft Seal Kit; W/Ring Retained Housing....	8530	Stg. Gear Complete Rebuilding Kit; W/Ring Retained Housing.....	8529
V-6 4.3 L DIESEL ENG.		Stg. Gear Major Seal Kit; W/4-Bolt Gear Housing.....	8521
Pump Complete Rebuilding Kit.....	8630	Stg. Gear Major Seal Kit; W/Ring Retained Housing.....	8528
Pump Seal Kit.....	8631	Stg. Gear Input Shaft Seal Kit; W/4-Bolt Gear Housing.....	8525
Pump Drive Shaft Seal Kit.....	8709	Stg. Gear Input Shaft Seal Kit; W/Ring Retained Housing.....	7095
Stg. Gear Complete Rebuilding Kit; W/4-Bolt Gear Housing.....	8522	Stg. Gear Complete Pitman Shaft Seal Kit; W/4-Bolt Gear Housing...	8766
Stg. Gear Complete Rebuilding Kit; W/Ring Retained Housing.....	8529	Stg. Gear Complete Pitman Shaft Seal Kit; W/Ring Retained Housing.....	8767
Stg. Gear Major Seal Kit; W/4-Bolt Gear Housing.....	8521	Stg. Gear Lower Pitman Shaft Seal Kit; W/4-Bolt Gear Housing.....	7856
Stg. Gear Major Seal Kit; W/Ring Retained Housing.....	8528	Stg. Gear Lower Pitman Shaft Seal Kit; W/Ring Retained Housing.....	8530
Stg. Gear Input Shaft Seal Kit; W/4-Bolt Gear Housing.....	8525	1979	
Stg. Gear Input Shaft Seal Kit; W/Ring Retained Housing.....	7095	V-6 231 ENG.; V-8 260 ENG.; V-8 260 DIESEL ENG.; V-8 305	
Stg. Gear Complete Pitman Shaft Seal Kit; W/4-Bolt Gear Housing...	8766	ENG.; V-8 350 ENG.	
Stg. Gear Complete Pitman Shaft Seal Kit; W/Ring Retained Housing.....	8767	Pump Complete Rebuilding Kit.....	7910
Stg. Gear Lower Pitman Shaft Seal Kit; W/4-Bolt Gear Housing.....	7856	Pump Seal Kit.....	7918
Stg. Gear Lower Pitman Shaft Seal Kit; W/Ring Retained Housing....	8530	Pump Drive Shaft Seal Kit.....	8709
1982		Stg. Gear Complete Rebuilding Kit; W/4-Bolt Gear Housing.....	8522
V-6 3.8 L ENG.; V-8 4.3 L ENG.; V-8 4.4 L ENG. (CANADA);		Stg. Gear Complete Rebuilding Kit; W/Ring Retained Housing.....	8529
V-8 5.0 L ENG.; V-8 5.7 L DIESEL ENG.		Stg. Gear Major Seal Kit; W/4-Bolt Gear Housing.....	8521
Pump Complete Rebuilding Kit.....	7910	Stg. Gear Major Seal Kit; W/Ring Retained Housing.....	8528
Pump Seal Kit.....	7918	Stg. Gear Input Shaft Seal Kit; W/4-Bolt Gear Housing.....	8525
Pump Drive Shaft Seal Kit.....	8709	Stg. Gear Input Shaft Seal Kit; W/Ring Retained Housing.....	7095
Stg. Gear Complete Rebuilding Kit; W/4-Bolt Gear Housing.....	8522	Stg. Gear Complete Pitman Shaft Seal Kit; W/4-Bolt Gear Housing...	8766
Stg. Gear Complete Rebuilding Kit; W/Ring Retained Housing.....	8529	Stg. Gear Complete Pitman Shaft Seal Kit; W/Ring Retained Housing.....	8767

☆ See Pages A14 - A15 For Pump or Gear Identification.

⊗ Packaged one bushing per box, order as required.

SYSTEM PUMP & GEAR IDENT.

SYSTEM & COMPONENT IDENT.

PASS. CARS

LIGHT TRUCKS

MEDIUM/HEAVY TRUCKS

BUSES

HOSE NUMERICAL

REPAIR KITS

KIT NUMERICAL

ILLUSTRATIONS

Power Steering Repair Kits for Passenger Cars and Light Trucks

	Application	Kit No.	Application	Kit No.	
SYSTEM PUMP & GEAR IDENT.	OLDSMOBILE - Continued		OLDSMOBILE - Continued		
	CUTLASS - Continued		CUTLASS - Continued		
	1979 - Continued		1967		
	V-6 231 ENG.; V-8 260 ENG.; V-8 260 DIESEL ENG.; V-8 305 ENG.; V-8 350 ENG. - Continued		6-CYL. 250 ENG.		
		Stg. Gear Lower Pitman Shaft Seal Kit; W/4-Bolt Gear Housing.....	7856	Pump Complete Rebuilding Kit; W/Two-Raised Mounting Pads	7910
		Stg. Gear Lower Pitman Shaft Seal Kit; W/Ring Retained Housing....	8530	Pump Seal Kit; W/One-Raised Mounting Pads	8755
				Pump Seal Kit; W/Two-Raised Mounting Pads	7918
				Pump Drive Shaft Seal Kit; W/One-Raised Mounting Pads	8711
				Pump Drive Shaft Seal Kit; W/Two-Raised Mounting Pads	8709
				Stg. Gear Complete Rebuilding Kit.....	7858
SYSTEM & COMPONENT IDENT.	1978		Stg. Gear Major Seal Kit.....	7860	
	V-6 231 ENG.; V-8 260 ENG.; V-8 305 ENG.		Stg. Gear Input Shaft Seal Kit.....	7095	
	Pump Complete Rebuilding Kit.....	7910	Stg. Gear Complete Pitman Shaft Seal Kit.....	8766	
	Pump Seal Kit.....	7918	Stg. Gear Lower Pitman Shaft Seal Kit.....	7856	
	Pump Drive Shaft Seal Kit.....	8709	Stg. Gear Lower Pitman Shaft Seal Kit; W/Ring Retained Housing....	8530	
	Stg. Gear Complete Rebuilding Kit; W/4-Bolt Gear Housing.....	7858			
	Stg. Gear Complete Rebuilding Kit; W/Ring Retained Housing.....	8529			
	Stg. Gear Major Seal Kit; W/4-Bolt Gear Housing.....	7860			
	Stg. Gear Major Seal Kit; W/Ring Retained Housing	8528			
	Stg. Gear Input Shaft Seal Kit.....	7095			
PASS. CARS	Stg. Gear Complete Pitman Shaft Seal Kit; W/4-Bolt Gear Housing...	8766			
	Stg. Gear Complete Pitman Shaft Seal Kit; W/Ring Retained Housing.....	8767			
	Stg. Gear Lower Pitman Shaft Seal Kit; W/4-Bolt Gear Housing.....	7856			
	Stg. Gear Lower Pitman Shaft Seal Kit; W/Ring Retained Housing....	8530			
LIGHT TRUCKS	1977				
	V-6 231 ENG.; V-8 260 ENG.; V-8 350 ENG.; V-8 403 ENG.				
	Pump Complete Rebuilding Kit.....	7910			
	Pump Seal Kit.....	7918			
	Pump Drive Shaft Seal Kit.....	8709			
	Stg. Gear Complete Rebuilding Kit; W/4-Bolt Gear Housing.....	7858			
	Stg. Gear Complete Rebuilding Kit; W/Ring Retained Housing	8529			
	Stg. Gear Major Seal Kit; W/4-Bolt Gear Housing.....	7860			
	Stg. Gear Major Seal Kit; W/Ring Retained Housing	8528			
	Stg. Gear Input Shaft Seal Kit.....	7095			
MEDIUM/HEAVY TRUCKS	Stg. Gear Complete Pitman Shaft Seal Kit; W/4-Bolt Gear Housing...	8766			
	Stg. Gear Complete Pitman Shaft Seal Kit; W/Ring Retained Housing.....	8767			
	Stg. Gear Lower Pitman Shaft Seal Kit; W/4-Bolt Gear Housing.....	7856			
	Stg. Gear Lower Pitman Shaft Seal Kit; W/Ring Retained Housing....	8530			
BUSES	1976-1975				
	6-CYL. 250 ENG.; V-8 260 ENG.; V-8 350 ENG.; V-8 455 ENG.				
	Pump Complete Rebuilding Kit.....	7910			
	Pump Seal Kit.....	7918			
	Pump Drive Shaft Seal Kit.....	8709			
	Stg. Gear Complete Rebuilding Kit.....	7858			
	Stg. Gear Major Seal Kit.....	7860			
	Stg. Gear Input Shaft Seal Kit.....	7095			
	Stg. Gear Complete Pitman Shaft Seal Kit.....	8766			
	Stg. Gear Lower Pitman Shaft Seal Kit.....	7856			
HOSE NUMERICAL	1974-1972				
	V-8 350 ENG.; V-8 455 ENG.				
	Pump Complete Rebuilding Kit.....	7910			
	Pump Seal Kit.....	7918			
	Pump Drive Shaft Seal Kit.....	8709			
	Stg. Gear Complete Rebuilding Kit.....	7858			
	Stg. Gear Major Seal Kit.....	7860			
	Stg. Gear Input Shaft Seal Kit.....	7095			
	Stg. Gear Complete Pitman Shaft Seal Kit.....	8766			
	Stg. Gear Lower Pitman Shaft Seal Kit.....	7856			
REPAIR KITS	1971-1970				
	6-CYL. 250 ENG.; V-8 350 ENG.; V-8 455 ENG.				
	Pump Complete Rebuilding Kit.....	7910			
	Pump Seal Kit.....	7918			
	Pump Drive Shaft Seal Kit.....	8709			
	Stg. Gear Complete Rebuilding Kit.....	7858			
	Stg. Gear Major Seal Kit.....	7860			
	Stg. Gear Input Shaft Seal Kit.....	7095			
	Stg. Gear Complete Pitman Shaft Seal Kit.....	8766			
	Stg. Gear Lower Pitman Shaft Seal Kit.....	7856			
KIT NUMERICAL	1969-1968				
	6-CYL. 250 ENG.; V-8 350 ENG.				
	Pump Complete Rebuilding Kit.....	7910			
	Pump Seal Kit.....	7918			
	Pump Drive Shaft Seal Kit.....	8709			
	Stg. Gear Complete Rebuilding Kit.....	7858			
	Stg. Gear Major Seal Kit.....	7860			
	Stg. Gear Input Shaft Seal Kit.....	7095			
	Stg. Gear Complete Pitman Shaft Seal Kit.....	8766			
	Stg. Gear Lower Pitman Shaft Seal Kit.....	7856			
ILLUSTRATIONS					

☆ See Pages A14 - A15 For Pump or Gear Identification.

⊗ Packaged one bushing per box, order as required.

Power Steering Repair Kits for Passenger Cars and Light Trucks

Application	Kit No.	Application	Kit No.
OLDSMOBILE - Continued		OLDSMOBILE - Continued	
CUTLASS CIERA - Continued		CUTLASS CIERA - Continued	
1995-1994 - Continued		1988 - Continued	
4-CYL. 2.2 L ENG.; V-6 3.1 L ENG. - Continued		V-6 2.8 L ENG. - Continued	
Pump Drive Shaft Seal Kit.....	8709	Rack & Pinion Seal Kit; W/O Performance Suspension.....	8580
Rack & Pinion Seal Kit.....	8785	Rack & Pinion Upper Pinion Bearing Kit.....	8571
Rack & Pinion Upper Pinion Bearing Kit.....	8571	Rack & Pinion Lower Pinion Bearing Kit.....	8572
Rack & Pinion Lower Pinion Bearing Kit.....	8572		
1993		1987	
4-CYL. 2.2 L ENG.; V-6 3.3 L ENG.		4-CYL. 2.5 L ENG.; V-6 2.8 L ENG.; V-6 3.8 L ENG.	
Pump Seal Kit.....	8624	Pump Complete Rebuilding Kit.....	8561
Pump Drive Shaft Seal Kit.....	8709	Pump Seal Kit.....	8554
Rack & Pinion Seal Kit; W/O Performance Suspension.....	8580	Pump Drive Shaft Seal Kit.....	8712
Rack & Pinion Upper Pinion Bearing Kit.....	8571	Rack & Pinion Seal Kit; W/O Performance Suspension.....	8580
Rack & Pinion Lower Pinion Bearing Kit.....	8572	Rack & Pinion Upper Pinion Bearing Kit.....	8571
		Rack & Pinion Lower Pinion Bearing Kit.....	8572
1992		1986	
4-CYL. 2.5 L ENG.; V-6 3.3 L ENG.		4-CYL. 2.5 L ENG.; V-6 2.8 L ENG.	
Pump Seal Kit.....	8624	Pump Complete Rebuilding Kit.....	7910
Pump Drive Shaft Seal Kit.....	8709	Pump Seal Kit.....	7918
Rack & Pinion Seal Kit; W/O Performance Suspension.....	8580	Pump Drive Shaft Seal Kit.....	8709
Rack & Pinion Upper Pinion Bearing Kit.....	8571	Rack & Pinion Seal Kit; W/O Performance Suspension.....	8580
Rack & Pinion Lower Pinion Bearing Kit.....	8572	Rack & Pinion Upper Pinion Bearing Kit.....	8571
		Rack & Pinion Lower Pinion Bearing Kit.....	8572
1991		V-6 3.8 L ENG.	
4-CYL. 2.5 L ENG.		Pump Complete Rebuilding Kit.....	
Pump Seal Kit.....	8624	Pump Seal Kit.....	8561
Pump Drive Shaft Seal Kit.....	8709	Pump Seal Kit.....	8554
Rack & Pinion Seal Kit; W/O Performance Suspension.....	8580	Pump Drive Shaft Seal Kit.....	8712
Rack & Pinion Upper Pinion Bearing Kit.....	8571	Rack & Pinion Seal Kit; W/O Performance Suspension.....	8580
Rack & Pinion Lower Pinion Bearing Kit.....	8572	Rack & Pinion Upper Pinion Bearing Kit.....	8571
		Rack & Pinion Lower Pinion Bearing Kit.....	8572
V-6 3.3 L ENG.		1985-1984	
Pump Complete Rebuilding Kit; W/16mm Shaft; 1st Design.....	8561	4-CYL. 2.5 L ENG.; V-6 2.8 L ENG. (CANADA); V-6 3.0 L ENG.; V-6 3.8 L ENG.	
Pump Seal Kit; W/16mm Shaft; 1st Design.....	8554	Pump Complete Rebuilding Kit.....	7910
Pump Seal Kit; W/19mm Shaft; 2nd Design.....	8624	Pump Seal Kit.....	7918
Pump Drive Shaft Seal Kit; W/16mm Shaft; 1st Design.....	8712	Pump Drive Shaft Seal Kit.....	8709
Pump Drive Shaft Seal Kit; W/19mm Shaft; 2nd Design.....	8709	Rack & Pinion Seal Kit.....	8580
Rack & Pinion Seal Kit; W/O Performance Suspension.....	8580	Rack & Pinion Upper Pinion Bearing Kit.....	8571
Rack & Pinion Upper Pinion Bearing Kit.....	8571	Rack & Pinion Lower Pinion Bearing Kit.....	8572
Rack & Pinion Lower Pinion Bearing Kit.....	8572		
1990		V-6 4.3 L DIESEL ENG.	
4-CYL. 2.5 L ENG.; V-6 3.3 L ENG.		Pump Complete Rebuilding Kit.....	
Pump Complete Rebuilding Kit.....	8561	Pump Complete Rebuilding Kit.....	8561
Pump Seal Kit.....	8554	Pump Seal Kit.....	8554
Pump Drive Shaft Seal Kit.....	8712	Pump Drive Shaft Seal Kit.....	8712
Rack & Pinion Seal Kit; W/O Performance Suspension.....	8580	Rack & Pinion Seal Kit.....	8580
Rack & Pinion Upper Pinion Bearing Kit.....	8571	Rack & Pinion Upper Pinion Bearing Kit.....	8571
Rack & Pinion Lower Pinion Bearing Kit.....	8572	Rack & Pinion Lower Pinion Bearing Kit.....	8572
1989		1983	
4-CYL. 2.5 L ENG.; V-6 3.3 L ENG.		4-CYL. 2.5 L ENG.; V-6 2.8 L ENG. (CANADA); V-6 3.0 L ENG.	
Pump Complete Rebuilding Kit; Exc. Wagon.....	8561	Pump Complete Rebuilding Kit.....	7910
Pump Seal Kit; Exc. Wagon.....	8554	Pump Seal Kit.....	7918
Pump Seal Kit; Wagon.....	8624	Pump Drive Shaft Seal Kit.....	8709
Pump Drive Shaft Seal Kit; Exc. Wagon.....	8712	Rack & Pinion Seal Kit.....	8580
Pump Drive Shaft Seal Kit; Wagon.....	8709	Rack & Pinion Upper Pinion Bearing Kit.....	8571
Rack & Pinion Seal Kit; W/O Performance Suspension.....	8580	Rack & Pinion Lower Pinion Bearing Kit.....	8572
Rack & Pinion Upper Pinion Bearing Kit.....	8571		
Rack & Pinion Lower Pinion Bearing Kit.....	8572	V-6 4.3 L DIESEL ENG.	
V-6 2.8 L ENG.		Pump Complete Rebuilding Kit.....	
Pump Seal Kit.....	8624	Pump Complete Rebuilding Kit.....	8561
Pump Drive Shaft Seal Kit.....	8709	Pump Seal Kit.....	8554
Rack & Pinion Seal Kit; W/O Performance Suspension.....	8580	Pump Drive Shaft Seal Kit.....	8712
Rack & Pinion Upper Pinion Bearing Kit.....	8571	Rack & Pinion Seal Kit.....	8580
Rack & Pinion Lower Pinion Bearing Kit.....	8572	Rack & Pinion Upper Pinion Bearing Kit.....	8571
		Rack & Pinion Lower Pinion Bearing Kit.....	8572
1988		1982	
4-CYL. 2.5 L ENG.; V-6 3.8 L ENG.		4-CYL. 2.5 L ENG.; V-6 2.8 L ENG. (CANADA); V-6 3.0 L ENG.	
Pump Complete Rebuilding Kit.....	8561	Pump Complete Rebuilding Kit.....	7910
Pump Seal Kit.....	8554	Pump Seal Kit.....	7918
Pump Drive Shaft Seal Kit.....	8712	Pump Drive Shaft Seal Kit.....	8709
Rack & Pinion Seal Kit; W/O Performance Suspension.....	8580	Rack & Pinion Seal Kit.....	8580
Rack & Pinion Upper Pinion Bearing Kit.....	8571	Rack & Pinion Upper Pinion Bearing Kit.....	8571
Rack & Pinion Lower Pinion Bearing Kit.....	8572	Rack & Pinion Lower Pinion Bearing Kit.....	8572
V-6 2.8 L ENG.		V-6 4.3 L DIESEL ENG.	
Pump Complete Rebuilding Kit; Wagon.....	8561	Pump Complete Rebuilding Kit.....	
Pump Seal Kit; Exc. Wagon.....	8624	Pump Seal Kit.....	
Pump Seal Kit; Wagon.....	8554	Pump Drive Shaft Seal Kit.....	
Pump Drive Shaft Seal Kit; Exc. Wagon.....	8709	Rack & Pinion Seal Kit.....	
Pump Drive Shaft Seal Kit; Wagon.....	8712	Rack & Pinion Upper Pinion Bearing Kit.....	
		Rack & Pinion Lower Pinion Bearing Kit.....	

☆ See Pages A14 - A15 For Pump or Gear Identification.

⊗ Packaged one bushing per box, order as required.

SYSTEM PUMP & GEAR IDENT.

SYSTEM & COMPONENT IDENT.

PASS. CARS

LIGHT TRUCKS

MEDIUM/HEAVY TRUCKS

BUSES

HOSE NUMERICAL

REPAIR KITS

KIT NUMERICAL

ILLUSTRATIONS

Power Steering Repair Kits for Passenger Cars and Light Trucks

Application	Kit No.	Application	Kit No.
OLDSMOBILE - Continued		OLDSMOBILE - Continued	
CUTLASS SUPREME - Continued		DELTA 88 - Continued	
1988 - Continued		1982-1981	
V-8 5.0 L ENG.		V-6 3.8 L ENG.; V-8 4.3 L ENG.; V-8 4.4 L ENG. (CANADA); V-8 5.0 L ENG.; V-8 5.7 L DIESEL ENG.	
Pump Complete Rebuilding Kit.....	7910	Pump Complete Rebuilding Kit.....	7910
Pump Seal Kit.....	7918	Pump Seal Kit.....	7918
Pump Drive Shaft Seal Kit.....	8709	Pump Drive Shaft Seal Kit.....	8709
Stg. Gear Complete Rebuilding Kit.....	8522	Stg. Gear Complete Rebuilding Kit.....	8522
Stg. Gear Major Seal Kit.....	8521	Stg. Gear Major Seal Kit.....	8521
Stg. Gear Input Shaft Seal Kit.....	8525	Stg. Gear Input Shaft Seal Kit.....	8525
Stg. Gear Complete Pitman Shaft Seal Kit.....	8766	Stg. Gear Complete Pitman Shaft Seal Kit.....	8766
Stg. Gear Lower Pitman Shaft Seal Kit.....	7856	Stg. Gear Lower Pitman Shaft Seal Kit.....	7856
DELMONT 88		1980	
1968		V-6 3.8 L ENG.; V-8 4.3 L ENG.; V-8 5.0 L ENG.; V-8 5.7 L ENG.; V-8 5.7 L DIESEL ENG.	
V-8 350 ENG.; V-8 455 ENG.		V-6 3.8 L ENG.; V-8 260 ENG.; V-8 301 ENG.; V-8 350 ENG.; V-8 350 DIESEL ENG.; V-8 403 ENG.	
Pump Complete Rebuilding Kit.....	7910	Pump Complete Rebuilding Kit.....	7910
Pump Seal Kit.....	7918	Pump Seal Kit.....	7918
Pump Drive Shaft Seal Kit.....	8709	Pump Drive Shaft Seal Kit.....	8709
Stg. Gear Complete Rebuilding Kit.....	7857	Stg. Gear Complete Rebuilding Kit.....	8522
Stg. Gear Major Seal Kit.....	7859	Stg. Gear Major Seal Kit.....	8521
Stg. Gear Input Shaft Seal Kit.....	7095	Stg. Gear Input Shaft Seal Kit.....	8525
Stg. Gear Complete Pitman Shaft Seal Kit.....	8766	Stg. Gear Complete Pitman Shaft Seal Kit.....	8766
Stg. Gear Lower Pitman Shaft Seal Kit.....	7856	Stg. Gear Lower Pitman Shaft Seal Kit.....	7856
1967		1979	
V-8 330 ENG.; V-8 425 ENG.		V-6 231 ENG.; V-8 260 ENG.; V-8 301 ENG.; V-8 350 ENG.; V-8 350 DIESEL ENG.; V-8 403 ENG.	
Pump Seal Kit.....	8754	Pump Complete Rebuilding Kit.....	7910
Pump Drive Shaft Seal Kit.....	8709	Pump Seal Kit.....	7918
Stg. Gear Complete Rebuilding Kit.....	7857	Pump Drive Shaft Seal Kit.....	8709
Stg. Gear Major Seal Kit.....	7859	Stg. Gear Complete Rebuilding Kit.....	8522
Stg. Gear Input Shaft Seal Kit.....	7095	Stg. Gear Major Seal Kit.....	8521
Stg. Gear Complete Pitman Shaft Seal Kit.....	8766	Stg. Gear Input Shaft Seal Kit.....	8525
Stg. Gear Lower Pitman Shaft Seal Kit.....	7856	Stg. Gear Complete Pitman Shaft Seal Kit.....	8766
DELTA 88		1978	
1988-1987		V-6 231 ENG.; V-8 260 ENG.; V-8 350 ENG.; V-8 350 DIESEL ENG.; V-8 403 ENG.	
V-6 3.8 L ENG.		V-6 231 ENG.; V-8 260 ENG.; V-8 350 ENG.; V-8 403 ENG.	
Pump Complete Rebuilding Kit.....	8561	Pump Complete Rebuilding Kit.....	7910
Pump Seal Kit.....	8554	Pump Seal Kit.....	7918
Pump Drive Shaft Seal Kit.....	8712	Pump Drive Shaft Seal Kit.....	8709
Rack & Pinion Seal Kit.....	8580	Stg. Gear Complete Rebuilding Kit.....	7858
Rack & Pinion Upper Pinion Bearing Kit.....	8571	Stg. Gear Major Seal Kit.....	7860
Rack & Pinion Lower Pinion Bearing Kit.....	8572	Stg. Gear Input Shaft Seal Kit.....	7095
1986		1977	
V-6 3.0 L ENG.; V-6 3.8 L ENG.		V-6 231 ENG.; V-8 260 ENG.; V-8 350 ENG.; V-8 403 ENG.	
Pump Complete Rebuilding Kit.....	8561	Pump Complete Rebuilding Kit.....	7910
Pump Seal Kit.....	8554	Pump Seal Kit.....	7918
Pump Drive Shaft Seal Kit.....	8712	Pump Drive Shaft Seal Kit.....	8709
Rack & Pinion Seal Kit.....	8580	Stg. Gear Complete Rebuilding Kit.....	7858
Rack & Pinion Upper Pinion Bearing Kit.....	8571	Stg. Gear Major Seal Kit.....	7860
Rack & Pinion Lower Pinion Bearing Kit.....	8572	Stg. Gear Input Shaft Seal Kit.....	7095
1985		1976	
V-6 3.8 L ENG.; V-8 5.0 L ENG.; V-8 5.7 L DIESEL ENG.		V-8 350 ENG.; V-8 455 ENG.	
Pump Complete Rebuilding Kit.....	7910	Pump Complete Rebuilding Kit.....	7910
Pump Seal Kit.....	7918	Pump Seal Kit.....	7918
Pump Drive Shaft Seal Kit.....	8709	Pump Drive Shaft Seal Kit.....	8709
Stg. Gear Complete Rebuilding Kit.....	8522	Stg. Gear Complete Rebuilding Kit; W/A.C.....	7857
Stg. Gear Major Seal Kit.....	8521	Stg. Gear Complete Rebuilding Kit; W/O A.C.....	7858
Stg. Gear Input Shaft Seal Kit.....	8525	Stg. Gear Major Seal Kit; W/A.C.....	7859
Stg. Gear Complete Pitman Shaft Seal Kit.....	8766	Stg. Gear Major Seal Kit; W/O A.C.....	7860
Stg. Gear Lower Pitman Shaft Seal Kit.....	7856	Stg. Gear Input Shaft Seal Kit.....	7095
Rack & Pinion Seal Kit.....	8580	Stg. Gear Complete Pitman Shaft Seal Kit.....	8766
Rack & Pinion Upper Pinion Bearing Kit.....	8571	Stg. Gear Lower Pitman Shaft Seal Kit.....	7856
Rack & Pinion Lower Pinion Bearing Kit.....	8572	1975	
1984-1983		V-8 350 ENG.; V-8 400 ENG.; V-8 455 ENG.	
V-6 3.8 L ENG.; V-8 5.0 L ENG.; V-8 5.7 L DIESEL ENG.		V-8 350 ENG.; V-8 400 ENG.; V-8 455 ENG.	
Pump Complete Rebuilding Kit.....	7910	Pump Complete Rebuilding Kit.....	7910
Pump Seal Kit.....	7918	Pump Seal Kit.....	7918
Pump Drive Shaft Seal Kit.....	8709	Pump Drive Shaft Seal Kit.....	8709
Stg. Gear Complete Rebuilding Kit.....	8522	Stg. Gear Complete Rebuilding Kit; W/A.C.....	7857
Stg. Gear Major Seal Kit.....	8521	Stg. Gear Complete Rebuilding Kit; W/O A.C.....	7858
Stg. Gear Input Shaft Seal Kit.....	8525	Stg. Gear Major Seal Kit; W/A.C.....	7859
Stg. Gear Complete Pitman Shaft Seal Kit.....	8766	Stg. Gear Major Seal Kit; W/O A.C.....	7860
Stg. Gear Lower Pitman Shaft Seal Kit.....	7856	Stg. Gear Input Shaft Seal Kit.....	7095

☆ See Pages A14 - A15 For Pump or Gear Identification.

☛ Packaged one bushing per box, order as required.

SYSTEM
PUMP &
GEAR
IDENT.

SYSTEM &
COM-
PONENT
IDENT.

PASS.
CARS

LIGHT
TRUCKS

MEDIUM/
HEAVY
TRUCKS

BUSES

HOSE
NUMER-
ICAL

REPAIR
KITS

KIT
NUMER-
ICAL

ILLUSTRATIONS

Power Steering Repair Kits for Passenger Cars and Light Trucks

	Application	Kit No.	Application	Kit No.	
SYSTEM PUMP & GEAR IDENT.	OLDSMOBILE - Continued		OLDSMOBILE - Continued		
	DELTA 88 - Continued		EIGHTY EIGHT - Continued		
	1975 - Continued		1991-1989		
	V-8 350 ENG.; V-8 400 ENG.; V-8 455 ENG. - Continued		V-6 3.8 L ENG.		
		Stg. Gear Major Seal Kit; W/O A.C.	7860	Pump Complete Rebuilding Kit	8561
		Stg. Gear Input Shaft Seal Kit	7095	Pump Seal Kit	8554
		Stg. Gear Complete Pitman Shaft Seal Kit	8766	Pump Drive Shaft Seal Kit	8712
		Stg. Gear Lower Pitman Shaft Seal Kit	7856	Rack & Pinion Seal Kit	8580
				Rack & Pinion Upper Pinion Bearing Kit	8571
				Rack & Pinion Lower Pinion Bearing Kit	8572
SYSTEM & COMPONENT IDENT.	1974-1972		1966-1965		
	V-8 350 ENG.; V-8 455 ENG.		V-8 425 ENG.		
		Pump Complete Rebuilding Kit	7910	Pump Seal Kit	8754
		Pump Seal Kit	7918	Pump Drive Shaft Seal Kit	8709
		Pump Drive Shaft Seal Kit	8709	Stg. Gear Complete Rebuilding Kit	7857
		Stg. Gear Complete Rebuilding Kit; W/A.C.	7857	Stg. Gear Major Seal Kit	7859
		Stg. Gear Complete Rebuilding Kit; W/O A.C.	7858	Stg. Gear Input Shaft Seal Kit	7095
		Stg. Gear Major Seal Kit; W/A.C.	7859	Stg. Gear Complete Pitman Shaft Seal Kit	8766
		Stg. Gear Major Seal Kit; W/O A.C.	7860	Stg. Gear Lower Pitman Shaft Seal Kit	7856
		Stg. Gear Input Shaft Seal Kit	7095		
PASS. CARS	1971-1969		1964		
	V-8 350 ENG.; V-8 455 ENG.		V-8 394 ENG.		
		Pump Complete Rebuilding Kit	7910	Pump Seal Kit	8754
		Pump Seal Kit	7918	Pump Drive Shaft Seal Kit	8709
		Pump Drive Shaft Seal Kit	8709	Stg. Gear Complete Rebuilding Kit	7857
		Stg. Gear Complete Rebuilding Kit	7857	Stg. Gear Major Seal Kit	7859
		Stg. Gear Major Seal Kit	7859	Stg. Gear Input Shaft Seal Kit	7095
		Stg. Gear Input Shaft Seal Kit	7095	Stg. Gear Complete Pitman Shaft Seal Kit	8766
		Stg. Gear Complete Pitman Shaft Seal Kit	8766	Stg. Gear Lower Pitman Shaft Seal Kit	7856
		Stg. Gear Lower Pitman Shaft Seal Kit	7856		
LIGHT TRUCKS	1968		F85		
	V-8 455 ENG.		1972		
		Pump Complete Rebuilding Kit	7910	V-8 350 ENG.; V-8 455 ENG.	
		Pump Seal Kit	7918	Pump Complete Rebuilding Kit	7910
		Pump Drive Shaft Seal Kit	8709	Pump Seal Kit	7918
		Stg. Gear Complete Rebuilding Kit	7857	Pump Drive Shaft Seal Kit	8709
		Stg. Gear Major Seal Kit	7859	Stg. Gear Complete Rebuilding Kit	7858
		Stg. Gear Input Shaft Seal Kit	7095	Stg. Gear Major Seal Kit	7860
		Stg. Gear Complete Pitman Shaft Seal Kit	8766	Stg. Gear Input Shaft Seal Kit	7095
		Stg. Gear Lower Pitman Shaft Seal Kit	7856	Stg. Gear Complete Pitman Shaft Seal Kit	8766
MEDIUM/HEAVY TRUCKS	1967		1971-1968		
	V-8 425 ENG.		6-CYL. 250 ENG.; V-8 350 ENG.		
		Pump Seal Kit	8754	Pump Complete Rebuilding Kit	7910
		Pump Drive Shaft Seal Kit	8709	Pump Seal Kit	7918
		Stg. Gear Complete Rebuilding Kit	7857	Pump Drive Shaft Seal Kit	8709
		Stg. Gear Major Seal Kit	7859	Stg. Gear Complete Rebuilding Kit	7858
		Stg. Gear Input Shaft Seal Kit	7095	Stg. Gear Major Seal Kit	7860
		Stg. Gear Complete Pitman Shaft Seal Kit	8766	Stg. Gear Input Shaft Seal Kit	7095
		Stg. Gear Lower Pitman Shaft Seal Kit	7856	Stg. Gear Complete Pitman Shaft Seal Kit	8766
				Stg. Gear Lower Pitman Shaft Seal Kit	7856
BUSES	1967		1967		
	V-8 425 ENG.		6-CYL. 250 ENG.		
		Pump Seal Kit	8754	Pump Seal Kit	8755
		Pump Drive Shaft Seal Kit	8709	Pump Drive Shaft Seal Kit	8711
		Stg. Gear Complete Rebuilding Kit	7857	Stg. Gear Complete Rebuilding Kit	7858
		Stg. Gear Major Seal Kit	7859	Stg. Gear Major Seal Kit	7860
		Stg. Gear Input Shaft Seal Kit	7095	Stg. Gear Input Shaft Seal Kit	7095
		Stg. Gear Complete Pitman Shaft Seal Kit	8766	Stg. Gear Complete Pitman Shaft Seal Kit	8766
		Stg. Gear Lower Pitman Shaft Seal Kit	7856	Stg. Gear Lower Pitman Shaft Seal Kit	7856
HOSE NUMERICAL	EIGHTY EIGHT		V-8 330 ENG.		
	1995		V-8 330 ENG.		
	V-6 3.8 L ENG.		V-8 330 ENG.		
		Pump Seal Kit; W/Electronic Variable Assist	8793	Pump Seal Kit	8754
		Pump Seal Kit; W/O Electronic Variable Assist	8624	Pump Drive Shaft Seal Kit	8709
		Pump Drive Shaft Seal Kit	8709	Stg. Gear Complete Rebuilding Kit	7858
		Rack & Pinion Seal Kit	8786	Stg. Gear Major Seal Kit	7860
		Rack & Pinion Seal Kit; W/O Magnetic Variable Assist	8785	Stg. Gear Input Shaft Seal Kit	7095
		Rack & Pinion Upper Pinion Bearing Kit	8571	Stg. Gear Complete Pitman Shaft Seal Kit	8766
		Rack & Pinion Lower Pinion Bearing Kit	8572	Stg. Gear Lower Pitman Shaft Seal Kit	7856
REPAIR KITS	1994-1993		1966		
	V-6 3.8 L ENG.		6-CYL. 250 ENG.		
		Pump Seal Kit; W/Electronic Variable Assist	8793	Pump Seal Kit	8755
		Pump Seal Kit; W/O Electronic Variable Assist	8624	Pump Drive Shaft Seal Kit	8711
		Pump Drive Shaft Seal Kit	8709	Stg. Gear Complete Rebuilding Kit	7858
		Rack & Pinion Seal Kit	8785	Stg. Gear Major Seal Kit	7860
		Rack & Pinion Upper Pinion Bearing Kit	8571	Stg. Gear Input Shaft Seal Kit	7095
		Rack & Pinion Lower Pinion Bearing Kit	8572	Stg. Gear Complete Pitman Shaft Seal Kit	8766
				Stg. Gear Lower Pitman Shaft Seal Kit	7856
KIT NUMERICAL	1992		1966		
	V-6 3.8 L ENG.		6-CYL. 250 ENG.		
		Pump Seal Kit	8624	Pump Seal Kit	8755
		Pump Drive Shaft Seal Kit	8709	Pump Drive Shaft Seal Kit	8711
		Rack & Pinion Seal Kit	8580	Stg. Gear Complete Rebuilding Kit	7858
		Rack & Pinion Upper Pinion Bearing Kit	8571	Stg. Gear Major Seal Kit	7860
		Rack & Pinion Lower Pinion Bearing Kit	8572	Stg. Gear Input Shaft Seal Kit	7095
				Stg. Gear Complete Pitman Shaft Seal Kit	8766
				Stg. Gear Lower Pitman Shaft Seal Kit	7856
ILLUSTRATIONS					

☆ See Pages A14 - A15 For Pump or Gear Identification.

⊗ Packaged one bushing per box, order as required.

Power Steering Repair Kits for Passenger Cars and Light Trucks

	Application	Kit No.	Application	Kit No.		
SYSTEM PUMP & GEAR IDENT.	OLDSMOBILE - Continued		OLDSMOBILE - Continued			
	NINETY EIGHT - Continued		NINETY EIGHT - Continued			
	1985		1977 - Continued			
	V-6 3.0 L ENG.; V-6 3.8 L ENG.		V-8 350 ENG.; V-8 403 ENG. - Continued			
		Pump Complete Rebuilding Kit.....	7910	Stg. Gear Lower Pitman Shaft Seal Kit.....	7856	
		Pump Seal Kit.....	7918	1976		
		Pump Drive Shaft Seal Kit.....	8709	V-8 455 ENG.		
		Rack & Pinion Seal Kit.....	8580	Pump Complete Rebuilding Kit.....	7910	
		Rack & Pinion Upper Pinion Bearing Kit.....	8571	Pump Seal Kit.....	7918	
		Rack & Pinion Lower Pinion Bearing Kit.....	8572	Pump Drive Shaft Seal Kit.....	8709	
SYSTEM & COMPONENT IDENT.	V-6 4.3 L DIESEL ENG.		Stg. Gear Complete Rebuilding Kit.....		7857	
		Pump Complete Rebuilding Kit.....	8561	Stg. Gear Major Seal Kit.....	7859	
		Pump Seal Kit.....	8554	Stg. Gear Input Shaft Seal Kit.....	7095	
		Pump Drive Shaft Seal Kit.....	8712	Stg. Gear Complete Pitman Shaft Seal Kit.....	8766	
		Rack & Pinion Seal Kit.....	8580	Stg. Gear Lower Pitman Shaft Seal Kit.....	7856	
		Rack & Pinion Upper Pinion Bearing Kit.....	8571	1975		
		Rack & Pinion Lower Pinion Bearing Kit.....	8572	V-8 350 ENG.; V-8 400 ENG.; V-8 455 ENG.		
	1984		Pump Complete Rebuilding Kit.....		7910	
	V-8 5.0 L ENG.; V-8 5.7 L DIESEL ENG.		Pump Seal Kit.....		7918	
		Pump Complete Rebuilding Kit.....	7910	Pump Drive Shaft Seal Kit.....	8709	
	Pump Seal Kit.....	7918	Stg. Gear Complete Rebuilding Kit.....	7857		
	Pump Drive Shaft Seal Kit.....	8709	Stg. Gear Major Seal Kit.....	7859		
	Stg. Gear Complete Rebuilding Kit.....	8522	Stg. Gear Input Shaft Seal Kit.....	7095		
	Stg. Gear Major Seal Kit.....	8521	Stg. Gear Complete Pitman Shaft Seal Kit.....	8766		
	Stg. Gear Input Shaft Seal Kit.....	8525	Stg. Gear Lower Pitman Shaft Seal Kit.....	7856		
	Stg. Gear Complete Pitman Shaft Seal Kit.....	8766	1974			
	Stg. Gear Lower Pitman Shaft Seal Kit.....	7856	V-8 455 ENG.			
PASS. CARS	1983-1981		Pump Complete Rebuilding Kit.....		7910	
	V-6 4.1 L ENG.; V-8 5.0 L ENG.; V-8 5.7 L DIESEL ENG.		Pump Seal Kit.....		7918	
		Pump Complete Rebuilding Kit.....	7910	Pump Drive Shaft Seal Kit.....	8709	
		Pump Seal Kit.....	7918	Stg. Gear Complete Rebuilding Kit.....	7857	
		Pump Drive Shaft Seal Kit.....	8709	Stg. Gear Major Seal Kit.....	7859	
		Stg. Gear Complete Rebuilding Kit.....	8522	Stg. Gear Input Shaft Seal Kit.....	7095	
		Stg. Gear Major Seal Kit.....	8521	Stg. Gear Complete Pitman Shaft Seal Kit.....	8766	
		Stg. Gear Input Shaft Seal Kit.....	8525	Stg. Gear Lower Pitman Shaft Seal Kit.....	7856	
		Stg. Gear Complete Pitman Shaft Seal Kit.....	8766	1973-1972		
		Stg. Gear Lower Pitman Shaft Seal Kit.....	7856	V-8 350 ENG.; V-8 455 ENG.		
LIGHT TRUCKS	1980		Pump Complete Rebuilding Kit.....		7910	
	V-8 5.0 L ENG.; V-8 5.7 L ENG.; V-8 5.7 L DIESEL ENG.		Pump Seal Kit.....		7918	
		Pump Complete Rebuilding Kit.....	7910	Pump Drive Shaft Seal Kit.....	8709	
		Pump Seal Kit.....	7918	Stg. Gear Complete Rebuilding Kit.....	7857	
		Pump Drive Shaft Seal Kit.....	8709	Stg. Gear Major Seal Kit.....	7859	
		Stg. Gear Complete Rebuilding Kit.....	8522	Stg. Gear Input Shaft Seal Kit.....	7095	
		Stg. Gear Major Seal Kit.....	8521	Stg. Gear Complete Pitman Shaft Seal Kit.....	8766	
		Stg. Gear Input Shaft Seal Kit.....	8525	Stg. Gear Lower Pitman Shaft Seal Kit.....	7856	
		Stg. Gear Complete Pitman Shaft Seal Kit.....	8766	1971-1968		
		Stg. Gear Lower Pitman Shaft Seal Kit.....	7856	V-8 455 ENG.		
MEDIUM/HEAVY TRUCKS	1979		Pump Complete Rebuilding Kit.....		7910	
	V-8 350 ENG.; V-8 350 DIESEL ENG.; V-8 403 ENG.		Pump Seal Kit.....		7918	
		Pump Complete Rebuilding Kit.....	7910	Pump Drive Shaft Seal Kit.....	8709	
		Pump Seal Kit.....	7918	Stg. Gear Complete Rebuilding Kit.....	7857	
		Pump Drive Shaft Seal Kit.....	8709	Stg. Gear Major Seal Kit.....	7859	
		Stg. Gear Complete Rebuilding Kit.....	8522	Stg. Gear Input Shaft Seal Kit.....	7095	
		Stg. Gear Major Seal Kit.....	8521	Stg. Gear Complete Pitman Shaft Seal Kit.....	8766	
		Stg. Gear Input Shaft Seal Kit.....	8525	Stg. Gear Lower Pitman Shaft Seal Kit.....	7856	
		Stg. Gear Complete Pitman Shaft Seal Kit.....	8766	1967-1965		
		Stg. Gear Lower Pitman Shaft Seal Kit.....	7856	V-8 425 ENG.		
HOSE NUMERICAL	1978		Pump Seal Kit.....		8754	
	V-8 350 ENG.; V-8 350 DIESEL ENG.; V-8 403 ENG.		Pump Drive Shaft Seal Kit.....		8709	
		Pump Complete Rebuilding Kit.....	7910	Stg. Gear Complete Rebuilding Kit.....	7857	
		Pump Seal Kit.....	7918	Stg. Gear Major Seal Kit.....	7859	
		Pump Drive Shaft Seal Kit.....	8709	Stg. Gear Input Shaft Seal Kit.....	7095	
		Stg. Gear Complete Rebuilding Kit.....	7858	Stg. Gear Complete Pitman Shaft Seal Kit.....	8766	
		Stg. Gear Major Seal Kit.....	7860	Stg. Gear Lower Pitman Shaft Seal Kit.....	7856	
		Stg. Gear Input Shaft Seal Kit.....	7095	1964		
		Stg. Gear Complete Pitman Shaft Seal Kit.....	8766	V-8 394 ENG.		
		Stg. Gear Lower Pitman Shaft Seal Kit.....	7856	Pump Seal Kit.....		8754
REPAIR KITS	1977		Pump Drive Shaft Seal Kit.....		8709	
	V-8 350 ENG.; V-8 403 ENG.		Stg. Gear Complete Rebuilding Kit.....		7857	
		Pump Complete Rebuilding Kit.....	7910	Stg. Gear Major Seal Kit.....	7859	
		Pump Seal Kit.....	7918	Stg. Gear Input Shaft Seal Kit.....	7095	
		Pump Drive Shaft Seal Kit.....	8709	Stg. Gear Complete Pitman Shaft Seal Kit.....	8766	
		Stg. Gear Complete Rebuilding Kit.....	7858	Stg. Gear Lower Pitman Shaft Seal Kit.....	7856	
		Stg. Gear Major Seal Kit.....	7860	1964		
		Stg. Gear Input Shaft Seal Kit.....	7095	V-8 394 ENG.		
		Stg. Gear Complete Pitman Shaft Seal Kit.....	8766	Pump Seal Kit.....		8754
		Stg. Gear Lower Pitman Shaft Seal Kit.....	7856	Pump Drive Shaft Seal Kit.....		8709
KIT NUMERICAL	1977		Stg. Gear Complete Rebuilding Kit.....		7857	
	V-8 350 ENG.; V-8 403 ENG.		Stg. Gear Major Seal Kit.....		7859	
		Pump Complete Rebuilding Kit.....	7910	Stg. Gear Input Shaft Seal Kit.....	7095	
		Pump Seal Kit.....	7918	Stg. Gear Complete Pitman Shaft Seal Kit.....	8766	
		Pump Drive Shaft Seal Kit.....	8709	Stg. Gear Lower Pitman Shaft Seal Kit.....	7856	
		Stg. Gear Complete Rebuilding Kit.....	7858	1964		
		Stg. Gear Major Seal Kit.....	7860	V-8 394 ENG.		
		Stg. Gear Input Shaft Seal Kit.....	7095	Pump Seal Kit.....		8754
		Stg. Gear Complete Pitman Shaft Seal Kit.....	8766	Pump Drive Shaft Seal Kit.....		8709
		Stg. Gear Lower Pitman Shaft Seal Kit.....	7856	Stg. Gear Complete Rebuilding Kit.....		7857
ILLUSTRATIONS	1977		Stg. Gear Major Seal Kit.....		7859	
	V-8 350 ENG.; V-8 403 ENG.		Stg. Gear Input Shaft Seal Kit.....		7095	
		Pump Complete Rebuilding Kit.....	7910	Stg. Gear Complete Pitman Shaft Seal Kit.....	8766	
		Pump Seal Kit.....	7918	Stg. Gear Lower Pitman Shaft Seal Kit.....	7856	
		Pump Drive Shaft Seal Kit.....	8709	1964		
		Stg. Gear Complete Rebuilding Kit.....	7858	V-8 394 ENG.		
		Stg. Gear Major Seal Kit.....	7860	Pump Seal Kit.....		8754
		Stg. Gear Input Shaft Seal Kit.....	7095	Pump Drive Shaft Seal Kit.....		8709
		Stg. Gear Complete Pitman Shaft Seal Kit.....	8766	Stg. Gear Complete Rebuilding Kit.....		7857
		Stg. Gear Lower Pitman Shaft Seal Kit.....	7856	Stg. Gear Major Seal Kit.....		7859

☆ See Pages A14 - A15 For Pump or Gear Identification.

⊗ Packaged one bushing per box, order as required.

Power Steering Repair Kits for Passenger Cars and Light Trucks

Application	Kit No.	Application	Kit No.
OLDSMOBILE - Continued		OLDSMOBILE - Continued	
OMEGA		OMEGA - Continued	
1984-1982		1974-1973 - Continued	
4-CYL. 2.5 L ENG.; V-6 2.8 L ENG.		6-CYL. 250 ENG.; V-8 350 ENG. - Continued	
Pump Complete Rebuilding Kit.....	7910	Stg. Gear Complete Pitman Shaft Seal Kit.....	8766
Pump Seal Kit.....	7918	Stg. Gear Lower Pitman Shaft Seal Kit.....	7856
Pump Drive Shaft Seal Kit.....	8709	SERIES 88	
Rack & Pinion Seal Kit.....	8580	1963-1961	
Rack & Pinion Upper Pinion Bearing Kit.....	8571	V-8 394 ENG.	
Rack & Pinion Lower Pinion Bearing Kit.....	8572	Pump Seal Kit.....	8754
1981-1980		Pump Drive Shaft Seal Kit.....	8709
4-CYL. 2.5 L ENG.; V-6 2.8 L ENG.		Stg. Gear Complete Rebuilding Kit.....	7857
Pump Complete Rebuilding Kit.....	7910	Stg. Gear Major Seal Kit.....	7859
Pump Seal Kit.....	7918	Stg. Gear Input Shaft Seal Kit.....	7095
Pump Drive Shaft Seal Kit.....	8709	Stg. Gear Complete Pitman Shaft Seal Kit.....	8766
Rack & Pinion Seal Kit.....	8570	Stg. Gear Lower Pitman Shaft Seal Kit.....	7856
Rack & Pinion Upper Pinion Bearing Kit.....	8571	1960	
Rack & Pinion Lower Pinion Bearing Kit.....	8572	V-8 371 ENG.; V-8 394 ENG.	
1979		Pump Seal Kit.....	8754
V-6 231 ENG.; V-8 305 ENG.; V-8 350 ENG.		Pump Drive Shaft Seal Kit.....	8709
Pump Complete Rebuilding Kit.....	7910	Stg. Gear Complete Rebuilding Kit.....	7857
Pump Seal Kit.....	7918	Stg. Gear Major Seal Kit.....	7859
Pump Drive Shaft Seal Kit.....	8709	Stg. Gear Input Shaft Seal Kit.....	7095
Stg. Gear Complete Rebuilding Kit.....	8522	Stg. Gear Complete Pitman Shaft Seal Kit.....	8766
Stg. Gear Major Seal Kit.....	8521	Stg. Gear Lower Pitman Shaft Seal Kit.....	7856
Stg. Gear Input Shaft Seal Kit.....	8525	SERIES 98	
Stg. Gear Complete Pitman Shaft Seal Kit.....	8766	1963-1960	
Stg. Gear Lower Pitman Shaft Seal Kit.....	7856	V-8 394 ENG.	
1978		Pump Seal Kit.....	8754
V-6 231 ENG.; V-8 305 ENG.; V-8 350 ENG.		Pump Drive Shaft Seal Kit.....	8709
Pump Complete Rebuilding Kit.....	7910	Stg. Gear Complete Rebuilding Kit.....	7857
Pump Seal Kit.....	7918	Stg. Gear Major Seal Kit.....	7859
Pump Drive Shaft Seal Kit.....	8709	Stg. Gear Input Shaft Seal Kit.....	7095
Stg. Gear Complete Rebuilding Kit; W/4-Bolt Gear Housing.....	7858	Stg. Gear Complete Pitman Shaft Seal Kit.....	8766
Stg. Gear Complete Rebuilding Kit; W/Ring Retained Housing.....	8529	Stg. Gear Lower Pitman Shaft Seal Kit.....	7856
Stg. Gear Major Seal Kit; W/4-Bolt Gear Housing.....	7860	SILHOUETTE	
Stg. Gear Major Seal Kit; W/Ring Retained Housing.....	8528	1995	
Stg. Gear Input Shaft Seal Kit.....	7095	V-6 3.8 L ENG.	
Stg. Gear Complete Pitman Shaft Seal Kit; W/4-Bolt Gear Housing.....	8766	Pump Seal Kit.....	8624
Stg. Gear Complete Pitman Shaft Seal Kit; W/Ring Retained Housing.....	8767	Pump Drive Shaft Seal Kit.....	8709
Stg. Gear Lower Pitman Shaft Seal Kit; W/4-Bolt Gear Housing.....	7856	Rack & Pinion Seal Kit.....	8785
Stg. Gear Lower Pitman Shaft Seal Kit; W/Ring Retained Housing.....	8530	Rack & Pinion Upper Pinion Bearing Kit.....	8571
1977		Rack & Pinion Lower Pinion Bearing Kit.....	8572
V-6 231 ENG.; V-8 260 ENG.; V-8 305 ENG.; V-8 350 ENG.		1994-1992	
Pump Complete Rebuilding Kit.....	7910	V-6 3.1 L ENG.	
Pump Seal Kit.....	7918	Pump Complete Rebuilding Kit.....	8561
Pump Drive Shaft Seal Kit.....	8709	Pump Seal Kit.....	8554
Stg. Gear Complete Rebuilding Kit; W/4-Bolt Gear Housing.....	7858	Pump Drive Shaft Seal Kit.....	8712
Stg. Gear Complete Rebuilding Kit; W/Ring Retained Housing.....	8529	Rack & Pinion Seal Kit.....	8785
Stg. Gear Major Seal Kit; W/4-Bolt Gear Housing.....	7860	Rack & Pinion Upper Pinion Bearing Kit.....	8571
Stg. Gear Major Seal Kit; W/Ring Retained Housing.....	8528	Rack & Pinion Lower Pinion Bearing Kit.....	8572
Stg. Gear Input Shaft Seal Kit.....	7095	V-6 3.8 L ENG.	
Stg. Gear Complete Pitman Shaft Seal Kit; W/4-Bolt Gear Housing.....	8766	Pump Seal Kit.....	8624
Stg. Gear Complete Pitman Shaft Seal Kit; W/Ring Retained Housing.....	8767	Pump Drive Shaft Seal Kit.....	8709
Stg. Gear Lower Pitman Shaft Seal Kit; W/4-Bolt Gear Housing.....	7856	Rack & Pinion Seal Kit.....	8785
Stg. Gear Lower Pitman Shaft Seal Kit; W/Ring Retained Housing.....	8530	Rack & Pinion Upper Pinion Bearing Kit.....	8571
1976-1975		Rack & Pinion Lower Pinion Bearing Kit.....	8572
6-CYL. 250 ENG.; V-8 260 ENG.; V-8 350 ENG.		1991-1990	
Pump Complete Rebuilding Kit.....	7910	V-6 3.1 L ENG.	
Pump Seal Kit.....	7918	Pump Complete Rebuilding Kit.....	8561
Pump Drive Shaft Seal Kit.....	8709	Pump Seal Kit.....	8554
Stg. Gear Complete Rebuilding Kit.....	7858	Pump Drive Shaft Seal Kit.....	8712
Stg. Gear Major Seal Kit.....	7860	Rack & Pinion Seal Kit.....	8785
Stg. Gear Input Shaft Seal Kit.....	7095	Rack & Pinion Upper Pinion Bearing Kit.....	8571
Stg. Gear Complete Pitman Shaft Seal Kit.....	8766	Rack & Pinion Lower Pinion Bearing Kit.....	8572
Stg. Gear Lower Pitman Shaft Seal Kit.....	7856	STARFIRE	
1974-1973		1980	
6-CYL. 250 ENG.; V-8 350 ENG.		4-CYL. 2.5 L ENG.; V-6 3.8 L ENG.	
Pump Complete Rebuilding Kit.....	7910	Pump Complete Rebuilding Kit.....	7910
Pump Seal Kit.....	7918	Pump Seal Kit.....	7918
Pump Drive Shaft Seal Kit.....	8709	Pump Drive Shaft Seal Kit.....	8709
Stg. Gear Complete Rebuilding Kit.....	7858	Stg. Gear Complete Rebuilding Kit; W/4-Bolt Gear Housing.....	8522
Stg. Gear Major Seal Kit.....	7860		
Stg. Gear Input Shaft Seal Kit.....	7095		

☆ See Pages A14 - A15 For Pump or Gear Identification.

⊗ Packaged one bushing per box, order as required.

SYSTEM PUMP & GEAR IDENT.

SYSTEM & COMPONENT IDENT.

PASS. CARS

LIGHT TRUCKS

MEDIUM/HEAVY TRUCKS

BUSES

HOSE NUMERICAL

REPAIR KITS

KIT NUMERICAL

ILLUSTRATIONS

Power Steering Repair Kits for Passenger Cars and Light Trucks

	Application	Kit No.	Application	Kit No.	
SYSTEM PUMP & GEAR IDENT.	OLDSMOBILE - Continued		OLDSMOBILE - Continued		
	STARFIRE - Continued		STARFIRE - Continued		
	1980 - Continued		1975 - Continued		
	4-CYL. 2.5 L. ENG.; V-6 3.8 L. ENG. - Continued		V-6 231 ENG. - Continued		
		Stg. Gear Complete Rebuilding Kit; W/Ring Retained Housing.....	8529	Stg. Gear Complete Pitman Shaft Seal Kit.....	8766
		Stg. Gear Major Seal Kit; W/4-Bolt Gear Housing.....	8521	Stg. Gear Lower Pitman Shaft Seal Kit.....	7856
		Stg. Gear Major Seal Kit; W/Ring Retained Housing.....	8528		
		Stg. Gear Input Shaft Seal Kit; W/4-Bolt Gear Housing.....	8525		
		Stg. Gear Input Shaft Seal Kit; W/Ring Retained Housing.....	7095		
		Stg. Gear Complete Pitman Shaft Seal Kit; W/4-Bolt Gear Housing.....	8766		
		Stg. Gear Complete Pitman Shaft Seal Kit; W/Ring Retained Housing.....	8767		
		Stg. Gear Lower Pitman Shaft Seal Kit; W/4-Bolt Gear Housing.....	7856		
		Stg. Gear Lower Pitman Shaft Seal Kit; W/Ring Retained Housing.....	8530		
	SYSTEM & COMPONENT IDENT.	1979		1966-1965	
4-CYL. 151 ENG.; V-6 231 ENG.; V-8 305 ENG.		V-8 425 ENG.			
		Pump Complete Rebuilding Kit.....	7910	Pump Seal Kit.....	8754
		Pump Seal Kit.....	7918	Pump Drive Shaft Seal Kit.....	8709
		Pump Drive Shaft Seal Kit.....	8709	Stg. Gear Complete Rebuilding Kit.....	7857
		Stg. Gear Complete Rebuilding Kit; W/4-Bolt Gear Housing.....	8522	Stg. Gear Major Seal Kit.....	7859
		Stg. Gear Complete Rebuilding Kit; W/Ring Retained Housing.....	8529	Stg. Gear Input Shaft Seal Kit.....	7095
		Stg. Gear Major Seal Kit; W/4-Bolt Gear Housing.....	8521	Stg. Gear Complete Pitman Shaft Seal Kit.....	8766
		Stg. Gear Major Seal Kit; W/Ring Retained Housing.....	8528	Stg. Gear Lower Pitman Shaft Seal Kit.....	7856
		Stg. Gear Input Shaft Seal Kit; W/4-Bolt Gear Housing.....	8525		
		Stg. Gear Input Shaft Seal Kit; W/Ring Retained Housing.....	7095		
		Stg. Gear Complete Pitman Shaft Seal Kit; W/4-Bolt Gear Housing.....	8766		
		Stg. Gear Complete Pitman Shaft Seal Kit; W/Ring Retained Housing.....	8767		
		Stg. Gear Lower Pitman Shaft Seal Kit; W/4-Bolt Gear Housing.....	7856		
		Stg. Gear Lower Pitman Shaft Seal Kit; W/Ring Retained Housing.....	8530		
PASS. CARS	1979		1964-1961		
	4-CYL. 151 ENG.; V-6 231 ENG.; V-8 305 ENG.		V-8 394 ENG.		
		Pump Complete Rebuilding Kit.....	7910	Pump Seal Kit.....	8754
		Pump Seal Kit.....	7918	Pump Drive Shaft Seal Kit.....	8709
		Pump Drive Shaft Seal Kit.....	8709	Stg. Gear Complete Rebuilding Kit.....	7857
		Stg. Gear Complete Rebuilding Kit; W/4-Bolt Gear Housing.....	8522	Stg. Gear Major Seal Kit.....	7859
		Stg. Gear Complete Rebuilding Kit; W/Ring Retained Housing.....	8529	Stg. Gear Input Shaft Seal Kit.....	7095
		Stg. Gear Major Seal Kit; W/4-Bolt Gear Housing.....	8521	Stg. Gear Complete Pitman Shaft Seal Kit.....	8766
		Stg. Gear Major Seal Kit; W/Ring Retained Housing.....	8528	Stg. Gear Lower Pitman Shaft Seal Kit.....	7856
		Stg. Gear Input Shaft Seal Kit; W/4-Bolt Gear Housing.....	8525		
		Stg. Gear Input Shaft Seal Kit; W/Ring Retained Housing.....	7095		
		Stg. Gear Complete Pitman Shaft Seal Kit; W/4-Bolt Gear Housing.....	8766		
		Stg. Gear Complete Pitman Shaft Seal Kit; W/Ring Retained Housing.....	8767		
		Stg. Gear Lower Pitman Shaft Seal Kit; W/4-Bolt Gear Housing.....	7856		
		Stg. Gear Lower Pitman Shaft Seal Kit; W/Ring Retained Housing.....	8530		
LIGHT TRUCKS	1978		TORONADO		
	4-CYL. 151 ENG.; V-6 231 ENG.; V-8 305 ENG.		1992		
		Pump Complete Rebuilding Kit.....	7910	V-6 3.8 L. ENG.	
		Pump Seal Kit.....	7918	Pump Seal Kit.....	8624
		Pump Drive Shaft Seal Kit.....	8709	Pump Drive Shaft Seal Kit.....	8709
		Stg. Gear Complete Rebuilding Kit; W/4-Bolt Gear Housing.....	8529	Rack & Pinion Seal Kit.....	8580
		Stg. Gear Complete Rebuilding Kit; W/Ring Retained Housing.....	8529	Rack & Pinion Upper Pinion Bearing Kit.....	8571
		Stg. Gear Major Seal Kit; W/4-Bolt Gear Housing.....	7860	Rack & Pinion Lower Pinion Bearing Kit.....	8572
		Stg. Gear Major Seal Kit; W/Ring Retained Housing.....	8528		
		Stg. Gear Input Shaft Seal Kit.....	7095		
		Stg. Gear Complete Pitman Shaft Seal Kit; W/4-Bolt Gear Housing.....	8766		
		Stg. Gear Complete Pitman Shaft Seal Kit; W/Ring Retained Housing.....	8767		
		Stg. Gear Lower Pitman Shaft Seal Kit; W/4-Bolt Gear Housing.....	7856		
		Stg. Gear Lower Pitman Shaft Seal Kit; W/Ring Retained Housing.....	8530		
	MEDIUM/HEAVY TRUCKS	1977		1991-1986	
4-CYL. 140 ENG.; V-6 231 ENG.; V-8 305 ENG.		V-6 3.8 L. ENG.			
		Pump Complete Rebuilding Kit.....	7910	Pump Complete Rebuilding Kit.....	8561
		Pump Seal Kit.....	7918	Pump Seal Kit.....	8554
		Pump Drive Shaft Seal Kit.....	8709	Pump Drive Shaft Seal Kit.....	8712
		Stg. Gear Complete Rebuilding Kit; W/4-Bolt Gear Housing.....	7858	Rack & Pinion Seal Kit.....	8580
		Stg. Gear Complete Rebuilding Kit; W/Ring Retained Housing.....	8529	Rack & Pinion Upper Pinion Bearing Kit.....	8571
		Stg. Gear Major Seal Kit; W/4-Bolt Gear Housing.....	7860	Rack & Pinion Lower Pinion Bearing Kit.....	8572
		Stg. Gear Major Seal Kit; W/Ring Retained Housing.....	8528		
		Stg. Gear Input Shaft Seal Kit.....	7095		
		Stg. Gear Complete Pitman Shaft Seal Kit; W/4-Bolt Gear Housing.....	8766		
		Stg. Gear Complete Pitman Shaft Seal Kit; W/Ring Retained Housing.....	8767		
		Stg. Gear Lower Pitman Shaft Seal Kit; W/4-Bolt Gear Housing.....	7856		
		Stg. Gear Lower Pitman Shaft Seal Kit; W/Ring Retained Housing.....	8530		
BUSES		1977		1985	
	4-CYL. 140 ENG.; V-6 231 ENG.; V-8 305 ENG.		V-8 5.0 L. ENG.; V-8 5.7 L. DIESEL ENG.		
		Pump Complete Rebuilding Kit.....	7910	Pump Complete Rebuilding Kit.....	7910
		Pump Seal Kit.....	7918	Pump Seal Kit.....	7918
		Pump Drive Shaft Seal Kit.....	8709	Pump Drive Shaft Seal Kit.....	8709
		Stg. Gear Complete Rebuilding Kit; W/4-Bolt Gear Housing.....	7858	Stg. Gear Complete Rebuilding Kit.....	8522
		Stg. Gear Complete Rebuilding Kit; W/Ring Retained Housing.....	8529	Stg. Gear Major Seal Kit.....	8521
		Stg. Gear Major Seal Kit; W/4-Bolt Gear Housing.....	7860	Stg. Gear Input Shaft Seal Kit.....	8525
		Stg. Gear Major Seal Kit; W/Ring Retained Housing.....	8528	Stg. Gear Complete Pitman Shaft Seal Kit.....	8766
		Stg. Gear Input Shaft Seal Kit.....	7095	Stg. Gear Lower Pitman Shaft Seal Kit.....	7856
		Stg. Gear Complete Pitman Shaft Seal Kit; W/4-Bolt Gear Housing.....	8766		
		Stg. Gear Complete Pitman Shaft Seal Kit; W/Ring Retained Housing.....	8767		
		Stg. Gear Lower Pitman Shaft Seal Kit; W/4-Bolt Gear Housing.....	7856		
		Stg. Gear Lower Pitman Shaft Seal Kit; W/Ring Retained Housing.....	8530		
	HOSE NUMERICAL	1976		1984-1981	
4-CYL. 140 ENG.; V-6 231 ENG.		V-6 4.1 L. ENG.; V-8 5.0 L. ENG.; V-8 5.7 L. DIESEL ENG.			
		Pump Complete Rebuilding Kit.....	7910	Pump Complete Rebuilding Kit.....	7910
		Pump Seal Kit.....	7918	Pump Seal Kit.....	7918
		Pump Drive Shaft Seal Kit.....	8709	Pump Drive Shaft Seal Kit.....	8709
		Stg. Gear Complete Rebuilding Kit.....	7858	Stg. Gear Complete Rebuilding Kit.....	8522
		Stg. Gear Major Seal Kit.....	7860	Stg. Gear Major Seal Kit.....	8521
		Stg. Gear Input Shaft Seal Kit.....	7095	Stg. Gear Input Shaft Seal Kit.....	8525
		Stg. Gear Complete Pitman Shaft Seal Kit.....	8766	Stg. Gear Complete Pitman Shaft Seal Kit.....	8766
		Stg. Gear Lower Pitman Shaft Seal Kit.....	7856	Stg. Gear Lower Pitman Shaft Seal Kit.....	7856
REPAIR KITS		1975		1980	
	V-6 231 ENG.		V-8 5.0 L. ENG.; V-8 5.7 L. DIESEL ENG.		
		Pump Complete Rebuilding Kit.....	7910	Pump Complete Rebuilding Kit.....	7910
		Pump Seal Kit.....	7918	Pump Seal Kit.....	7918
		Pump Drive Shaft Seal Kit.....	8709	Pump Drive Shaft Seal Kit.....	8709
		Stg. Gear Complete Rebuilding Kit.....	7858	Stg. Gear Complete Rebuilding Kit.....	8522
		Stg. Gear Major Seal Kit.....	7860	Stg. Gear Major Seal Kit.....	8521
		Stg. Gear Input Shaft Seal Kit.....	7095	Stg. Gear Input Shaft Seal Kit.....	8525
		Stg. Gear Complete Pitman Shaft Seal Kit.....	8766	Stg. Gear Complete Pitman Shaft Seal Kit.....	8766
		Stg. Gear Lower Pitman Shaft Seal Kit.....	7856	Stg. Gear Lower Pitman Shaft Seal Kit.....	7856
	KIT NUMERICAL	1975		1979	
		V-6 231 ENG.		V-8 350 ENG.; V-8 350 DIESEL ENG.	
		Pump Complete Rebuilding Kit.....	7910	Pump Complete Rebuilding Kit.....	7910
		Pump Seal Kit.....	7918	Pump Seal Kit.....	7918
		Pump Drive Shaft Seal Kit.....	8709		
		Stg. Gear Complete Rebuilding Kit.....	7858		
		Stg. Gear Major Seal Kit.....	7860		
		Stg. Gear Input Shaft Seal Kit.....	7095		
ILLUSTRATIONS		1975		1979	
	V-6 231 ENG.		V-8 350 ENG.; V-8 350 DIESEL ENG.		
		Pump Complete Rebuilding Kit.....	7910	Pump Complete Rebuilding Kit.....	7910
		Pump Seal Kit.....	7918	Pump Seal Kit.....	7918
		Pump Drive Shaft Seal Kit.....	8709		
		Stg. Gear Complete Rebuilding Kit.....	7858		
		Stg. Gear Major Seal Kit.....	7860		
		Stg. Gear Input Shaft Seal Kit.....	7095		

☆ See Pages A14 - A15 For Pump or Gear Identification.

⊗ Packaged one bushing per box, order as required.

Power Steering Repair Kits for Passenger Cars and Light Trucks

Application	Kit No.	Application	Kit No.
OLDSMOBILE - Continued		OLDSMOBILE - Continued	
TORONADO - Continued		442 - Continued	
1979 - Continued		1971-1970 - Continued	
V-8 350 ENG.; V-8 350 DIESEL ENG. - Continued		V-8 455 ENG. - Continued	
Pump Drive Shaft Seal Kit.....	8709	Pump Drive Shaft Seal Kit.....	8709
Stg. Gear Complete Rebuilding Kit.....	8522	Stg. Gear Complete Rebuilding Kit.....	7858
Stg. Gear Major Seal Kit.....	8521	Stg. Gear Major Seal Kit.....	7860
Stg. Gear Input Shaft Seal Kit.....	8525	Stg. Gear Input Shaft Seal Kit.....	7095
Stg. Gear Complete Pitman Shaft Seal Kit.....	8766	Stg. Gear Complete Pitman Shaft Seal Kit.....	8766
Stg. Gear Lower Pitman Shaft Seal Kit.....	7856	Stg. Gear Lower Pitman Shaft Seal Kit.....	7856
1978-1977		1969-1968	
V-8 403 ENG.		V-8 400 ENG.; V-8 455 ENG.	
Pump Complete Rebuilding Kit.....	7910	Pump Complete Rebuilding Kit.....	7910
Pump Seal Kit.....	7918	Pump Seal Kit.....	7918
Pump Drive Shaft Seal Kit.....	8709	Pump Drive Shaft Seal Kit.....	8709
Stg. Gear Complete Rebuilding Kit.....	7857	Stg. Gear Complete Rebuilding Kit.....	7858
Stg. Gear Major Seal Kit.....	7859	Stg. Gear Major Seal Kit.....	7860
Stg. Gear Input Shaft Seal Kit.....	7095	Stg. Gear Input Shaft Seal Kit.....	7095
Stg. Gear Complete Pitman Shaft Seal Kit.....	8766	Stg. Gear Complete Pitman Shaft Seal Kit.....	8766
Stg. Gear Lower Pitman Shaft Seal Kit.....	7856	Stg. Gear Lower Pitman Shaft Seal Kit.....	7856
1976-1968		PEUGEOT	
V-8 455 ENG.		505	
Pump Complete Rebuilding Kit.....	7910	1987	
Pump Seal Kit.....	7918	4-CYL. 2.0 L ENG.; 4-CYL. 2.2 L ENG.; 4-CYL. 2.5 L DIESEL ENG.; V-6 2.8 L ENG.	
Pump Drive Shaft Seal Kit.....	8709	Pump Complete Rebuilding Kit.....	7910
Stg. Gear Complete Rebuilding Kit.....	7857	Pump Seal Kit.....	7918
Stg. Gear Major Seal Kit.....	7859	Pump Drive Shaft Seal Kit.....	8709
Stg. Gear Input Shaft Seal Kit.....	7095	1986-1985	
Stg. Gear Complete Pitman Shaft Seal Kit.....	8766	4-CYL. 2.0 L ENG.; 4-CYL. 2.2 L ENG.; 4-CYL. 2.3 L DIESEL ENG.; 4-CYL. 2.5 L DIESEL ENG.	
Stg. Gear Lower Pitman Shaft Seal Kit.....	7856	Pump Complete Rebuilding Kit.....	7910
1967-1966		Pump Seal Kit.....	7918
V-8 425 ENG.		Pump Drive Shaft Seal Kit.....	8709
Pump Seal Kit.....	8754	1984-1980	
Pump Drive Shaft Seal Kit.....	8709	4-CYL. 2.0 L ENG.; 4-CYL. 2.3 L DIESEL ENG.	
Stg. Gear Complete Rebuilding Kit.....	7857	Pump Complete Rebuilding Kit.....	7910
Stg. Gear Major Seal Kit.....	7859	Pump Seal Kit.....	7918
Stg. Gear Input Shaft Seal Kit.....	7095	Pump Drive Shaft Seal Kit.....	8709
Stg. Gear Complete Pitman Shaft Seal Kit.....	8766	PLYMOUTH	
Stg. Gear Lower Pitman Shaft Seal Kit.....	7856	ACCLAIM	
VISTA CRUISER		1995	
1975-1970		4-CYL. 2.5 L ENG.; V-6 3.0 L ENG.	
V-8 350 ENG.; V-8 455 ENG.		Pump Complete Rebuilding Kit.....	7910
Pump Complete Rebuilding Kit.....	7910	Pump Seal Kit.....	7918
Pump Seal Kit.....	7918	Pump Drive Shaft Seal Kit.....	8709
Pump Drive Shaft Seal Kit.....	8709	1994-1990	
Stg. Gear Complete Rebuilding Kit.....	7858	4-CYL. 2.5 L ENG.; V-6 3.0 L ENG.	
Stg. Gear Major Seal Kit.....	7860	Pump Complete Rebuilding Kit.....	7910
Stg. Gear Input Shaft Seal Kit.....	7095	Pump Seal Kit.....	7918
Stg. Gear Complete Pitman Shaft Seal Kit.....	8766	Pump Drive Shaft Seal Kit.....	8709
Stg. Gear Lower Pitman Shaft Seal Kit.....	7856	Rack & Pinion Seal Kit; W/Plastic Rack Bulkhead.....	8610
1969-1968		Rack & Pinion Lower Pinion Bearing Kit.....	8579
V-8 350 ENG.; V-8 400 ENG.		1989	
Pump Complete Rebuilding Kit.....	7910	4-CYL. 2.5 L ENG.; V-6 3.0 L ENG.	
Pump Seal Kit.....	7918	Pump Complete Rebuilding Kit; W/Saginaw P.S. Pump; ☆B.....	7910
Pump Drive Shaft Seal Kit.....	8709	Pump Seal Kit; W/Saginaw P.S. Pump; ☆B.....	7918
Stg. Gear Complete Rebuilding Kit.....	7858	Pump Seal Kit; W/ZF P.S. Pump.....	8632
Stg. Gear Major Seal Kit.....	7860	Pump Drive Shaft Seal Kit; W/Saginaw P.S. Pump; ☆B.....	8709
Stg. Gear Input Shaft Seal Kit.....	7095	Rack & Pinion Seal Kit; W/Plastic Rack Bulkhead.....	8610
Stg. Gear Complete Pitman Shaft Seal Kit.....	8766	Rack & Pinion Lower Pinion Bearing Kit.....	8579
Stg. Gear Lower Pitman Shaft Seal Kit.....	7856	ARROW PICKUP	
1967-1964		1982-1981	
V-8 330 ENG.		4-CYL. 2.0 L ENG.; 4-CYL. 2.6 L ENG.	
Pump Seal Kit.....	8754	Pump Complete Rebuilding Kit.....	8630
Pump Drive Shaft Seal Kit.....	8709	Pump Seal Kit.....	8631
Stg. Gear Complete Rebuilding Kit.....	7858	Pump Drive Shaft Seal Kit.....	8709
Stg. Gear Major Seal Kit.....	7860	Stg. Gear Major Seal Kit.....	8745
Stg. Gear Input Shaft Seal Kit.....	7095	1971-1970	
Stg. Gear Complete Pitman Shaft Seal Kit.....	8766	V-8 455 ENG.	
Stg. Gear Lower Pitman Shaft Seal Kit.....	7856	Pump Complete Rebuilding Kit.....	7910
442		Pump Seal Kit.....	7918

**SYSTEM
PUMP &
GEAR
IDENT.**

**SYSTEM &
COM-
PONENT
IDENT.**

**PASS.
CARS**

**LIGHT
TRUCKS**

**MEDIUM/
HEAVY
TRUCKS**

BUSES

**HOSE
NUMER-
ICAL**

**REPAIR
KITS**

**KIT
NUMER-
ICAL**

ILLUSTRATIONS

☆ See Pages A14 - A15 For Pump or Gear Identification.

⊛ Packaged one bushing per box, order as required.

Power Steering Repair Kits for Passenger Cars and Light Trucks

	Application	Kit No.	Application	Kit No.	
SYSTEM PUMP & GEAR IDENT.	PLYMOUTH - Continued		PLYMOUTH - Continued		
	ARROW PICKUP - Continued		BARRACUDA - Continued		
	1980		1973		
	4-CYL. 2.0 L ENG.; 4-CYL. 2.6 L ENG.		V-8 318 ENG.; V-8 340 ENG.		
		Pump Complete Rebuilding Kit.....	8630	Pump Complete Rebuilding Kit; W/Chrysler P.S. Pump; ☆D.....	8514
		Pump Seal Kit.....	8631	Pump Complete Rebuilding Kit; W/Saginaw P.S. Pump; ☆B.....	7910
		Pump Drive Shaft Seal Kit.....	8709	Pump Seal Kit; W/Chrysler P.S. Pump; ☆D.....	8507
				Pump Seal Kit; W/Saginaw P.S. Pump; ☆B.....	7918
				Pump Drive Shaft Seal Kit; W/Chrysler P.S. Pump; ☆D.....	8708
				Pump Drive Shaft Seal Kit; W/Saginaw P.S. Pump; ☆B.....	8709
SYSTEM & COMPONENT IDENT.	1979				
	4-CYL. 122 ENG.; 4-CYL. 156 ENG.				
		Pump Complete Rebuilding Kit; Dec. 1 & Newer.....	8630	Stg. Gear Complete Rebuilding Kit.....	8538
		Pump Seal Kit; Dec. 1 & Newer.....	8631	Stg. Gear Major Seal Kit.....	8513
		Pump Seal Kit; Nov. 30 & Older.....	8599	Stg. Gear Input Shaft Seal Kit.....	8553
		Pump Drive Shaft Seal Kit; Dec. 1 & Newer.....	8709	Stg. Gear Complete Pitman Shaft Seal Kit.....	8765
				Stg. Gear Lower Pitman Shaft Seal Kit.....	8516
				Control Valve Seal Kit.....	8518
PASS. CARS	B SERIES VAN		1972		
	1983-1980		6-CYL. 225 ENG.; V-8 318 ENG.; V-8 340 ENG.		
	6-CYL. 3.7 L ENG.; V-8 5.2 L ENG.; V-8 5.9 L ENG.				
		Pump Complete Rebuilding Kit.....	7910	Pump Complete Rebuilding Kit; W/Chrysler P.S. Pump; ☆D.....	8514
		Pump Seal Kit.....	7918	Pump Complete Rebuilding Kit; W/Saginaw P.S. Pump; ☆B.....	7910
		Pump Drive Shaft Seal Kit.....	8709	Pump Seal Kit; W/Chrysler P.S. Pump; ☆D.....	8507
		Stg. Gear Complete Rebuilding Kit.....	8538	Pump Seal Kit; W/Saginaw P.S. Pump; ☆B.....	7918
		Stg. Gear Major Seal Kit.....	8513	Pump Drive Shaft Seal Kit; W/Chrysler P.S. Pump; ☆D.....	8708
		Stg. Gear Input Shaft Seal Kit.....	8553	Pump Drive Shaft Seal Kit; W/Saginaw P.S. Pump; ☆B.....	8709
		Stg. Gear Complete Pitman Shaft Seal Kit.....	8765	Stg. Gear Complete Rebuilding Kit.....	8539
LIGHT TRUCKS					
		Stg. Gear Major Seal Kit.....	8516	Stg. Gear Major Seal Kit.....	7895
		Stg. Gear Lower Pitman Shaft Seal Kit.....	8518	Stg. Gear Input Shaft Seal Kit.....	8553
		Control Valve Seal Kit.....	8518	Stg. Gear Complete Pitman Shaft Seal Kit.....	8759
				Stg. Gear Lower Pitman Shaft Seal Kit.....	8517
				Control Valve Seal Kit.....	8518
MEDIUM/HEAVY TRUCKS	1979		1971		
	6-CYL. 225 ENG.; V-8 318 ENG.; V-8 360 ENG.		6-CYL. 198 ENG.; 6-CYL. 225 ENG.; V-8 318 ENG.; V-8 340 ENG.; V-8 383 ENG.; V-8 426 ENG.; V-8 440 ENG.		
		Pump Complete Rebuilding Kit.....	7910	Pump Complete Rebuilding Kit; W/Chrysler P.S. Pump; ☆D.....	8514
		Pump Seal Kit.....	7918	Pump Complete Rebuilding Kit; W/Saginaw P.S. Pump; ☆B.....	7910
		Pump Drive Shaft Seal Kit.....	8709	Pump Seal Kit; W/Chrysler P.S. Pump; ☆D.....	8507
		Stg. Gear Complete Rebuilding Kit.....	8538	Pump Seal Kit; W/Saginaw P.S. Pump; ☆B.....	7918
		Stg. Gear Major Seal Kit.....	8513	Pump Drive Shaft Seal Kit; W/Chrysler P.S. Pump; ☆D.....	8708
		Stg. Gear Input Shaft Seal Kit.....	8553	Pump Drive Shaft Seal Kit; W/Saginaw P.S. Pump; ☆B.....	8709
		Stg. Gear Complete Pitman Shaft Seal Kit.....	8765	Stg. Gear Complete Rebuilding Kit.....	8539
		Stg. Gear Lower Pitman Shaft Seal Kit.....	8516	Stg. Gear Major Seal Kit.....	7895
BUSES					
		Control Valve Seal Kit.....	8518	Stg. Gear Input Shaft Seal Kit.....	8553
				Stg. Gear Complete Pitman Shaft Seal Kit.....	8759
				Stg. Gear Lower Pitman Shaft Seal Kit.....	8517
				Control Valve Seal Kit.....	8518
HOSE NUMERICAL	1975-1974		1970		
	6-CYL. 225 ENG.; V-8 318 ENG.; V-8 360 ENG.		6-CYL. 225 ENG.; V-8 318 ENG.; V-8 340 ENG.; V-8 383 ENG.; V-8 426 ENG.; V-8 440 ENG.		
		Pump Complete Rebuilding Kit.....	7910	Pump Complete Rebuilding Kit; W/Chrysler P.S. Pump; ☆D.....	8514
		Pump Seal Kit.....	7918	Pump Complete Rebuilding Kit; W/Saginaw P.S. Pump; ☆B.....	7910
		Pump Drive Shaft Seal Kit.....	8709	Pump Seal Kit; W/Chrysler P.S. Pump; ☆D.....	8507
		Stg. Gear Complete Rebuilding Kit.....	8538	Pump Seal Kit; W/Saginaw P.S. Pump; ☆B.....	7918
		Stg. Gear Major Seal Kit.....	8513	Pump Drive Shaft Seal Kit; W/Chrysler P.S. Pump; ☆D.....	8708
		Stg. Gear Input Shaft Seal Kit.....	8553	Pump Drive Shaft Seal Kit; W/Saginaw P.S. Pump; ☆B.....	8709
		Stg. Gear Complete Pitman Shaft Seal Kit.....	8765	Stg. Gear Complete Rebuilding Kit.....	8539
		Stg. Gear Lower Pitman Shaft Seal Kit.....	8516	Stg. Gear Major Seal Kit.....	7895
REPAIR KITS					
		Control Valve Seal Kit.....	8518	Stg. Gear Input Shaft Seal Kit.....	8553
				Stg. Gear Complete Pitman Shaft Seal Kit.....	8759
				Stg. Gear Lower Pitman Shaft Seal Kit.....	8517
				Control Valve Seal Kit.....	8518
KIT NUMERICAL	BARRACUDA		1969		
	1974		6-CYL. 225 ENG.; V-8 318 ENG.; V-8 340 ENG.; V-8 383 ENG.		
	V-8 318 ENG.; V-8 360 ENG.				
		Pump Complete Rebuilding Kit; W/Chrysler P.S. Pump; ☆D.....	8514	Pump Complete Rebuilding Kit; W/Chrysler P.S. Pump; ☆D.....	8514
		Pump Complete Rebuilding Kit; W/Saginaw P.S. Pump; ☆B.....	7910	Pump Complete Rebuilding Kit; W/Saginaw P.S. Pump; ☆B.....	7910
		Pump Seal Kit; W/Chrysler P.S. Pump; ☆D.....	8507	Pump Seal Kit; W/Chrysler P.S. Pump; ☆D.....	8507
		Pump Seal Kit; W/Saginaw P.S. Pump; ☆B.....	7918	Pump Seal Kit; W/Saginaw P.S. Pump; ☆B.....	7918
		Pump Drive Shaft Seal Kit; W/Chrysler P.S. Pump; ☆D.....	8708	Pump Drive Shaft Seal Kit; W/Chrysler P.S. Pump; ☆D.....	8708
		Pump Drive Shaft Seal Kit; W/Saginaw P.S. Pump; ☆B.....	8709	Pump Drive Shaft Seal Kit; W/Saginaw P.S. Pump; ☆B.....	8709
		Stg. Gear Complete Rebuilding Kit.....	8538	Stg. Gear Complete Rebuilding Kit.....	8539
ILLUSTRATIONS					
		Stg. Gear Major Seal Kit.....	8513	Stg. Gear Major Seal Kit.....	7895
		Stg. Gear Input Shaft Seal Kit.....	8553	Stg. Gear Input Shaft Seal Kit.....	8553
		Stg. Gear Complete Pitman Shaft Seal Kit.....	8765	Stg. Gear Complete Pitman Shaft Seal Kit.....	8759
		Stg. Gear Lower Pitman Shaft Seal Kit.....	8516	Stg. Gear Lower Pitman Shaft Seal Kit.....	8517
		Control Valve Seal Kit.....	8518	Control Valve Seal Kit.....	8518

☆ See Pages A14 - A15 For Pump or Gear Identification.

⊛ Packaged one bushing per box, order as required.

Power Steering Repair Kits for Passenger Cars and Light Trucks

Application	Kit No.	Application	Kit No.
PLYMOUTH - Continued		PLYMOUTH - Continued	
BARRACUDA - Continued		BELVEDERE - Continued	
1968 - Continued		1967	
6-CYL. 225 ENG.; V-8 318 ENG.; V-8 340 ENG.; V-8 383 ENG. - Continued		6-CYL. 225 ENG.; V-8 273 ENG.; V-8 318 ENG.; V-8 383 ENG.; V-8 426 ENG.; V-8 440 ENG.	
Pump Complete Rebuilding Kit; W/Saginaw P.S. Pump; ☆B	7910	Pump Complete Rebuilding Kit; W/Chrysler P.S. Pump; ☆D	7899
Pump Seal Kit; W/Chrysler P.S. Pump; ☆D	7897	Pump Complete Rebuilding Kit; W/Saginaw P.S. Pump; ☆B	7910
Pump Seal Kit; W/Saginaw P.S. Pump; ☆B	7918	Pump Seal Kit; W/Chrysler P.S. Pump; ☆D	7897
Pump Drive Shaft Seal Kit; W/Chrysler P.S. Pump; ☆D	8710	Pump Seal Kit; W/Saginaw P.S. Pump; ☆B	7918
Pump Drive Shaft Seal Kit; W/Saginaw P.S. Pump; ☆B	8709	Pump Drive Shaft Seal Kit; W/Chrysler P.S. Pump; ☆D	8710
Stg. Gear Complete Rebuilding Kit	8539	Pump Drive Shaft Seal Kit; W/Saginaw P.S. Pump; ☆B	8709
Stg. Gear Major Seal Kit	7895	Stg. Gear Complete Rebuilding Kit	8539
Stg. Gear Input Shaft Seal Kit	8553	Stg. Gear Major Seal Kit	7895
Stg. Gear Complete Pitman Shaft Seal Kit	8759	Stg. Gear Input Shaft Seal Kit	8553
Stg. Gear Lower Pitman Shaft Seal Kit	8517	Stg. Gear Complete Pitman Shaft Seal Kit	8759
Control Valve Seal Kit	8518	Stg. Gear Lower Pitman Shaft Seal Kit	8517
		Control Valve Seal Kit	8518
1967		1966-1965	
6-CYL. 225 ENG.; V-8 273 ENG.; V-8 383 ENG.		6-CYL. 225 ENG.; V-8 273 ENG.; V-8 318 ENG.; V-8 361 ENG.; V-8 383 ENG.; V-8 426 ENG.	
Pump Complete Rebuilding Kit; W/Chrysler P.S. Pump; ☆D	7899	Pump Complete Rebuilding Kit; W/Chrysler P.S. Pump; ☆D	7899
Pump Complete Rebuilding Kit; W/Saginaw P.S. Pump; ☆B	7910	Pump Complete Rebuilding Kit; W/Saginaw P.S. Pump; ☆B	7910
Pump Seal Kit; W/Chrysler P.S. Pump; ☆D	7897	Pump Seal Kit; W/Chrysler P.S. Pump; ☆D	7897
Pump Seal Kit; W/Saginaw P.S. Pump; ☆B	7918	Pump Seal Kit; W/Saginaw P.S. Pump; ☆B	7918
Pump Drive Shaft Seal Kit; W/Chrysler P.S. Pump; ☆D	8710	Pump Drive Shaft Seal Kit; W/Chrysler P.S. Pump; ☆D	8710
Pump Drive Shaft Seal Kit; W/Saginaw P.S. Pump; ☆B	8709	Pump Drive Shaft Seal Kit; W/Saginaw P.S. Pump; ☆B	8709
Stg. Gear Complete Rebuilding Kit	8539	Stg. Gear Complete Rebuilding Kit	8539
Stg. Gear Major Seal Kit	7895	Stg. Gear Major Seal Kit	7895
Stg. Gear Input Shaft Seal Kit	8553	Stg. Gear Input Shaft Seal Kit	8553
Stg. Gear Complete Pitman Shaft Seal Kit	8759	Stg. Gear Complete Pitman Shaft Seal Kit	8759
Stg. Gear Lower Pitman Shaft Seal Kit	8517	Stg. Gear Lower Pitman Shaft Seal Kit	8517
Control Valve Seal Kit	8518	Control Valve Seal Kit	8518
BELVEDERE		1964-1963	
1970		6-CYL. 225 ENG.; V-8 318 ENG.; V-8 361 ENG.; V-8 383 ENG.; V-8 426 ENG.	
6-CYL. 225 ENG.; V-8 318 ENG.; V-8 383 ENG.		6-CYL. 225 ENG.; V-8 318 ENG.; V-8 361 ENG.; V-8 383 ENG.; V-8 426 ENG.	
Pump Complete Rebuilding Kit; W/Chrysler P.S. Pump; ☆D	8514	Pump Complete Rebuilding Kit; W/Chrysler P.S. Pump; W/Hex or Slotted End Shaft; ☆D	7900
Pump Complete Rebuilding Kit; W/Saginaw P.S. Pump; ☆B	7910	Pump Complete Rebuilding Kit; W/Chrysler P.S. Pump; W/Plain End Shaft; ☆D	7899
Pump Seal Kit; W/Chrysler P.S. Pump; ☆D	8507	Pump Seal Kit; W/Chrysler P.S. Pump; W/Hex or Slotted End Shaft; ☆D	7898
Pump Seal Kit; W/Saginaw P.S. Pump; ☆B	7918	Pump Seal Kit; W/Chrysler P.S. Pump; W/Plain End Shaft; ☆D	7897
Pump Drive Shaft Seal Kit; W/Chrysler P.S. Pump; ☆D	8708	Stg. Gear Complete Rebuilding Kit	8539
Pump Drive Shaft Seal Kit; W/Saginaw P.S. Pump; ☆B	8709	Stg. Gear Major Seal Kit	7895
Stg. Gear Complete Rebuilding Kit	8539	Stg. Gear Input Shaft Seal Kit	8553
Stg. Gear Major Seal Kit	7895	Stg. Gear Complete Pitman Shaft Seal Kit	8759
Stg. Gear Input Shaft Seal Kit	8553	Stg. Gear Lower Pitman Shaft Seal Kit	8517
Stg. Gear Complete Pitman Shaft Seal Kit	8759	Control Valve Seal Kit	8518
Stg. Gear Lower Pitman Shaft Seal Kit	8517		
Control Valve Seal Kit	8518		
1969		1962	
6-CYL. 225 ENG.; V-8 318 ENG.; V-8 383 ENG.; V-8 426 ENG.; V-8 440 ENG.		6-CYL. 225 ENG.; V-8 318 ENG.; V-8 361 ENG.	
Pump Complete Rebuilding Kit; W/Chrysler P.S. Pump; ☆D	8514	Pump Complete Rebuilding Kit; W/Chrysler P.S. Pump; W/Hex or Slotted End Shaft; ☆D	7900
Pump Complete Rebuilding Kit; W/Saginaw P.S. Pump; ☆B	7910	Pump Complete Rebuilding Kit; W/Chrysler P.S. Pump; W/Plain End Shaft; ☆D	7899
Pump Seal Kit; W/Chrysler P.S. Pump; ☆D	8507	Pump Seal Kit; W/Chrysler P.S. Pump; W/Hex or Slotted End Shaft; ☆D	7898
Pump Seal Kit; W/Saginaw P.S. Pump; ☆B	7918	Pump Seal Kit; W/Chrysler P.S. Pump; W/Plain End Shaft; ☆D	7897
Pump Drive Shaft Seal Kit; W/Chrysler P.S. Pump; ☆D	8708	Stg. Gear Complete Rebuilding Kit	8539
Pump Drive Shaft Seal Kit; W/Saginaw P.S. Pump; ☆B	8709	Stg. Gear Major Seal Kit	7895
Stg. Gear Complete Rebuilding Kit	8539	Stg. Gear Input Shaft Seal Kit	8553
Stg. Gear Major Seal Kit	7895	Stg. Gear Complete Pitman Shaft Seal Kit	8759
Stg. Gear Input Shaft Seal Kit	8553	Stg. Gear Lower Pitman Shaft Seal Kit	8517
Stg. Gear Complete Pitman Shaft Seal Kit	8759	Control Valve Seal Kit	8518
Stg. Gear Lower Pitman Shaft Seal Kit	8517		
Control Valve Seal Kit	8518		
1968		1961	
6-CYL. 225 ENG.; V-8 273 ENG.; V-8 318 ENG.; V-8 383 ENG.		6-CYL. 225 ENG.; V-8 318 ENG.; V-8 361 ENG.; V-8 383 ENG.; V-8 413 ENG.	
Pump Complete Rebuilding Kit; W/Chrysler P.S. Pump; ☆D	7899	Pump Complete Rebuilding Kit; W/Chrysler P.S. Pump; W/Hex or Slotted End Shaft; ☆D	7900
Pump Complete Rebuilding Kit; W/Saginaw P.S. Pump; ☆B	7910	Pump Complete Rebuilding Kit; W/Chrysler P.S. Pump; W/Plain End Shaft; ☆D	7899
Pump Seal Kit; W/Chrysler P.S. Pump; ☆D	7897	Pump Seal Kit; W/Chrysler P.S. Pump; W/Hex or Slotted End Shaft; ☆D	7898
Pump Seal Kit; W/Saginaw P.S. Pump; ☆B	7918	Pump Seal Kit; W/Chrysler P.S. Pump; W/Plain End Shaft; ☆D	7897
Pump Drive Shaft Seal Kit; W/Chrysler P.S. Pump; ☆D	8710	Stg. Gear Complete Rebuilding Kit	8539
Pump Drive Shaft Seal Kit; W/Saginaw P.S. Pump; ☆B	8709	Stg. Gear Major Seal Kit	7895
Stg. Gear Complete Rebuilding Kit	8539	Stg. Gear Input Shaft Seal Kit	8553
Stg. Gear Major Seal Kit	7895	Stg. Gear Complete Pitman Shaft Seal Kit	8759
Stg. Gear Input Shaft Seal Kit	8553	Stg. Gear Lower Pitman Shaft Seal Kit	8517
Stg. Gear Complete Pitman Shaft Seal Kit	8759	Control Valve Seal Kit	8518
Stg. Gear Lower Pitman Shaft Seal Kit	8517		
Control Valve Seal Kit	8518		

☆ See Pages A14 - A15 For Pump or Gear Identification.

☉ Packaged one bushing per box, order as required.

SYSTEM PUMP & GEAR IDENT.

SYSTEM & COMPONENT IDENT.

PASS. CARS

LIGHT TRUCKS

MEDIUM/HEAVY TRUCKS

BUSES

HOSE NUMERICAL

REPAIR KITS

KIT NUMERICAL

ILLUSTRATIONS

Power Steering Repair Kits for Passenger Cars and Light Trucks

	Application	Kit No.	Application	Kit No.
SYSTEM PUMP & GEAR IDENT.	PLYMOUTH - Continued BELVEDERE - Continued 1961 - Continued 6-CYL. 225 ENG.; V-8 318 ENG.; V-8 361 ENG.; V-8 383 ENG.; V-8 413 ENG. - Continued Pump Drive Shaft Seal Kit; W/Chrysler P.S. Pump; W/Plain End Shaft; ☆D 8710 Stg. Gear Complete Rebuilding Kit 8538 Stg. Gear Major Seal Kit 8513 Stg. Gear Input Shaft Seal Kit 8553 Stg. Gear Complete Pitman Shaft Seal Kit 8765 Stg. Gear Lower Pitman Shaft Seal Kit 8516 Control Valve Seal Kit 8518		PLYMOUTH - Continued CARAVELLE - Continued 1986 - Continued V-8 5.2 L ENG. (CANADA) Pump Complete Rebuilding Kit 7910 Pump Seal Kit 7918 Pump Drive Shaft Seal Kit 8709 Stg. Gear Complete Rebuilding Kit 8538 Stg. Gear Major Seal Kit 8513 Stg. Gear Input Shaft Seal Kit 8553 Stg. Gear Complete Pitman Shaft Seal Kit 8765 Stg. Gear Lower Pitman Shaft Seal Kit 8516 Control Valve Seal Kit 8518	
SYSTEM & COMPONENT IDENT.	1960 6-CYL. 225 ENG.; V-8 318 ENG.; V-8 361 ENG.; V-8 383 ENG. Pump Complete Rebuilding Kit 7899 Pump Seal Kit 7897 Pump Drive Shaft Seal Kit 8710 Stg. Gear Complete Rebuilding Kit 8538 Stg. Gear Major Seal Kit 8513 Stg. Gear Input Shaft Seal Kit 8553 Stg. Gear Complete Pitman Shaft Seal Kit 8765 Stg. Gear Lower Pitman Shaft Seal Kit 8516 Control Valve Seal Kit 8518		1985 4-CYL. 2.2 L ENG.; 4-CYL. 2.6 L ENG. Pump Complete Rebuilding Kit 7910 Pump Seal Kit 7918 Pump Drive Shaft Seal Kit 8709 Rack & Pinion Seal Kit; W/Saginaw Stg. Gear; ☆N 8576 Rack & Pinion Seal Kit; W/TRW Stg. Gear; W/Plastic Rack Bulkhead; ☆R 8610 Rack & Pinion Upper Pinion Bearing Kit; W/Saginaw Stg. Gear; ☆N 8571 Rack & Pinion Lower Pinion Bearing Kit; W/Saginaw Stg. Gear; ☆N 8572 Rack & Pinion Lower Pinion Bearing Kit; W/TRW Stg. Gear; ☆R 8579	
PASS. CARS	1959 6-CYL. 230 ENG.; V-8 318 ENG.; V-8 361 ENG. Pump Complete Rebuilding Kit 7899 Pump Seal Kit 7897 Pump Drive Shaft Seal Kit 8710 Stg. Gear Complete Rebuilding Kit 8538 Stg. Gear Major Seal Kit 8513 Stg. Gear Input Shaft Seal Kit 8553 Stg. Gear Complete Pitman Shaft Seal Kit 8765 Stg. Gear Lower Pitman Shaft Seal Kit 8516 Control Valve Seal Kit 8518		V-8 5.2 L ENG. (CANADA) Pump Complete Rebuilding Kit 7910 Pump Seal Kit 7918 Pump Drive Shaft Seal Kit 8709 Stg. Gear Complete Rebuilding Kit 8538 Stg. Gear Major Seal Kit 8513 Stg. Gear Input Shaft Seal Kit 8553 Stg. Gear Complete Pitman Shaft Seal Kit 8765 Stg. Gear Lower Pitman Shaft Seal Kit 8516 Control Valve Seal Kit 8518	
LIGHT TRUCKS	1958 6-CYL. 230 ENG.; V-8 318 ENG.; V-8 350 ENG. Pump Complete Rebuilding Kit 7899 Pump Seal Kit 7897 Pump Drive Shaft Seal Kit 8710 Stg. Gear Complete Rebuilding Kit 8538 Stg. Gear Major Seal Kit 8513 Stg. Gear Input Shaft Seal Kit 8553 Stg. Gear Complete Pitman Shaft Seal Kit 8765 Stg. Gear Lower Pitman Shaft Seal Kit 8516 Control Valve Seal Kit 8518		1984 4-CYL. 2.2 L ENG. (CANADA); 4-CYL. 2.6 L ENG. (CANADA) Pump Complete Rebuilding Kit 7910 Pump Seal Kit 7918 Pump Drive Shaft Seal Kit 8709 Rack & Pinion Seal Kit; W/Saginaw Rack & Pinion Gear 8576 Rack & Pinion Seal Kit; W/TRW Rack & Pinion Gear; W/Plastic Rack Bulkhead; ☆R 8610 Rack & Pinion Upper Pinion Bearing Kit; W/Saginaw Rack & Pinion Gear 8571 Rack & Pinion Lower Pinion Bearing Kit; W/Saginaw Rack & Pinion Gear 8572 Rack & Pinion Lower Pinion Bearing Kit; W/TRW Rack & Pinion Gear; ☆R 8579	
MEDIUM/HEAVY TRUCKS	CARAVELLE 1988-1987 4-CYL. 2.2 L ENG.; 4-CYL. 2.5 L ENG. Pump Complete Rebuilding Kit 7910 Pump Seal Kit 7918 Pump Drive Shaft Seal Kit 8709 Rack & Pinion Seal Kit; W/Plastic Rack Bulkhead 8610 Rack & Pinion Lower Pinion Bearing Kit 8579		V-8 5.2 L ENG. (CANADA) Pump Complete Rebuilding Kit 7910 Pump Seal Kit 7918 Pump Drive Shaft Seal Kit 8709 Stg. Gear Complete Rebuilding Kit 8538 Stg. Gear Major Seal Kit 8513 Stg. Gear Input Shaft Seal Kit 8553 Stg. Gear Complete Pitman Shaft Seal Kit 8765 Stg. Gear Lower Pitman Shaft Seal Kit 8516 Control Valve Seal Kit 8518	
BUSES	1986 4-CYL. 2.2 L ENG.; 4-CYL. 2.5 L ENG. Pump Complete Rebuilding Kit 7910 Pump Seal Kit 7918 Pump Drive Shaft Seal Kit 8709 Rack & Pinion Seal Kit; W/Saginaw Stg. Gear; ☆N 8576 Rack & Pinion Seal Kit; W/TRW Stg. Gear; W/Plastic Rack Bulkhead; ☆R 8610 Rack & Pinion Upper Pinion Bearing Kit; W/Saginaw Stg. Gear; ☆N 8571 Rack & Pinion Lower Pinion Bearing Kit; W/Saginaw Stg. Gear; ☆N 8572 Rack & Pinion Lower Pinion Bearing Kit; W/TRW Stg. Gear; ☆R 8579		1983 4-CYL. 2.2 L ENG. (CANADA); 4-CYL. 2.6 L ENG. (CANADA) Pump Complete Rebuilding Kit 7910 Pump Seal Kit 7918 Pump Drive Shaft Seal Kit 8709 Rack & Pinion Seal Kit; W/Saginaw Rack & Pinion Gear 8576 Rack & Pinion Seal Kit; W/TRW Rack & Pinion Gear; W/Plastic Rack Bulkhead; ☆R 8610 Rack & Pinion Upper Pinion Bearing Kit; W/Saginaw Rack & Pinion Gear 8571 Rack & Pinion Lower Pinion Bearing Kit; W/Saginaw Rack & Pinion Gear 8572 Rack & Pinion Lower Pinion Bearing Kit; W/TRW Rack & Pinion Gear; ☆R 8579	
HOSE NUMERICAL	REPAIR KITS		6-CYL. 3.7 L ENG. (CANADA); V-8 5.2 L ENG. (CANADA) Pump Complete Rebuilding Kit 7910 Pump Seal Kit 7918 Pump Drive Shaft Seal Kit 8709 Stg. Gear Complete Rebuilding Kit 8538 Stg. Gear Major Seal Kit 8513	
REPAIR KITS	ILLUSTRATIONS			

☆ See Pages A14 - A15 For Pump or Gear Identification.

⊗ Packaged one bushing per box, order as required.

Power Steering Repair Kits for Passenger Cars and Light Trucks

Application	Kit No.	Application	Kit No.
PLYMOUTH - Continued		PLYMOUTH - Continued	
CARAVELLE - Continued		COLT - Continued	
1983 - Continued		1994-1993 - Continued	
6-CYL. 3.7 L ENG. (CANADA); V-8 5.2 L ENG. (CANADA)		4-CYL. 1.8 L ENG.	
- Continued		Pump Seal Kit; Exc. Vista..... 8720	
Stg. Gear Input Shaft Seal Kit.....	8553	Pump Seal Kit; Vista..... 8721	
Stg. Gear Complete Pitman Shaft Seal Kit.....	8765	4-CYL. 2.4 L ENG.	
Stg. Gear Lower Pitman Shaft Seal Kit.....	8516	Pump Seal Kit..... 8721	
Control Valve Seal Kit.....	8518	1992	
1982		4-CYL. 1.5 L ENG.; 4-CYL. 1.8 L ENG.; 4-CYL. 2.4 L ENG.	
6-CYL. 3.7 L ENG. (CANADA); V-8 5.2 L ENG. (CANADA)		Pump Seal Kit; Exc. Wagon; Jul. & Newer..... 8720	
Pump Complete Rebuilding Kit.....	7910	Pump Seal Kit; Exc. Wagon; Jun. & Older..... 8721	
Pump Seal Kit.....	7918	Pump Seal Kit; Wagon..... 8721	
Pump Drive Shaft Seal Kit.....	8709	Rack & Pinion Seal Kit..... 8662	
Stg. Gear Complete Rebuilding Kit.....	8538	1991	
Stg. Gear Major Seal Kit.....	8513	4-CYL. 1.5 L ENG.	
Stg. Gear Input Shaft Seal Kit.....	8553	Pump Seal Kit; W/2-Piece Pump Housing..... 8721	
Stg. Gear Complete Pitman Shaft Seal Kit.....	8765	Pump Seal Kit; W/3-Piece Pump Housing..... 8722	
Stg. Gear Lower Pitman Shaft Seal Kit.....	8516	Rack & Pinion Seal Kit..... 8662	
Control Valve Seal Kit.....	8518	4-CYL. 2.0 L ENG.	
1981		Pump Seal Kit..... 8825	
6-CYL. 3.7 L ENG. (CANADA)		Rack & Pinion Seal Kit..... 8662	
Pump Complete Rebuilding Kit.....	7910	1990-1989	
Pump Seal Kit.....	7918	4-CYL. 1.5 L ENG.; 4-CYL. 1.6 L ENG.; 4-CYL. 1.8 L ENG.	
Pump Drive Shaft Seal Kit.....	8709	Pump Seal Kit; W/2-Piece Pump Housing; Exc. Wagon..... 8721	
Stg. Gear Complete Rebuilding Kit.....	8538	Pump Seal Kit; W/3-Piece Pump Housing; Exc. Wagon..... 8722	
Stg. Gear Major Seal Kit.....	8513	Pump Seal Kit; Wagon..... 8825	
Stg. Gear Input Shaft Seal Kit.....	8553	Rack & Pinion Seal Kit..... 8662	
Stg. Gear Complete Pitman Shaft Seal Kit.....	8765	4-CYL. 2.0 L ENG.	
Stg. Gear Lower Pitman Shaft Seal Kit.....	8516	Pump Seal Kit..... 8825	
Control Valve Seal Kit.....	8518	Rack & Pinion Seal Kit..... 8662	
1980		1988	
6-CYL. 3.7 L ENG. (CANADA); V-8 5.2 L ENG. (CANADA)		4-CYL. 1.5 L ENG.; 4-CYL. 1.6 L ENG.; 4-CYL. 2.0 L ENG.	
Pump Complete Rebuilding Kit.....	7910	Pump Seal Kit..... 8825	
Pump Seal Kit.....	7918	Rack & Pinion Seal Kit..... 8662	
Pump Drive Shaft Seal Kit.....	8709	1987-1985	
Stg. Gear Complete Rebuilding Kit.....	8538	4-CYL. 1.5 L ENG.; 4-CYL. 1.6 L ENG.	
Stg. Gear Major Seal Kit.....	8513	Pump Seal Kit..... 8825	
Stg. Gear Input Shaft Seal Kit.....	8553	Rack & Pinion Seal Kit..... 8654	
Stg. Gear Complete Pitman Shaft Seal Kit.....	8765	4-CYL. 2.0 L ENG.	
Stg. Gear Lower Pitman Shaft Seal Kit.....	8516	Pump Seal Kit..... 8825	
Control Valve Seal Kit.....	8518	Rack & Pinion Seal Kit; W/2WD..... 8654	
1979-1978		Rack & Pinion Seal Kit; W/4WD..... 8660	
6-CYL. 225 (CANADA) ENG.; V-8 318 (CANADA) ENG.; V-8 360 (CANADA) ENG.		1984	
Pump Complete Rebuilding Kit.....	7910	4-CYL. 2.0 L ENG.	
Pump Seal Kit.....	7918	Pump Seal Kit..... 8722	
Pump Drive Shaft Seal Kit.....	8709	Rack & Pinion Seal Kit..... 8654	
Stg. Gear Complete Rebuilding Kit.....	8538	1983	
Stg. Gear Major Seal Kit.....	8513	4-CYL. 1.4 L ENG.; 4-CYL. 1.6 L ENG.	
Stg. Gear Input Shaft Seal Kit.....	8553	Pump Seal Kit..... 8599	
Stg. Gear Complete Pitman Shaft Seal Kit.....	8765	1982-1981	
Stg. Gear Lower Pitman Shaft Seal Kit.....	8516	4-CYL. 1.4 L ENG. (CANADA); 4-CYL. 1.6 L ENG. (CANADA)	
Control Valve Seal Kit.....	8518	Pump Seal Kit..... 8599	
CARAVELLE SALON		1980	
1989		4-CYL. 1.4 L ENG. (CANADA); 4-CYL. 1.6 L ENG. (CANADA); 4-CYL. 2.6 L ENG. (CANADA)	
V-8 5.2 L ENG. (CANADA)		Pump Seal Kit..... 8599	
Pump Complete Rebuilding Kit.....	7910	1979	
Pump Seal Kit.....	7918	4-CYL. 86 (CANADA) ENG.; 4-CYL. 98 (CANADA) ENG.; 4-CYL. 156 (CANADA) ENG.	
Pump Drive Shaft Seal Kit.....	8709	Pump Seal Kit; Oct. 1 & Newer..... 8599	
Stg. Gear Complete Rebuilding Kit.....	8538	Pump Seal Kit; Sept. 30 & Older..... 8603	
Stg. Gear Major Seal Kit.....	8513	1978	
Stg. Gear Input Shaft Seal Kit.....	8553	4-CYL. 98 (CANADA) ENG.; 4-CYL. 122 (CANADA) ENG.; 4-CYL. 156 (CANADA) ENG.	
Stg. Gear Complete Pitman Shaft Seal Kit.....	8765	Pump Seal Kit..... 8603	
Stg. Gear Lower Pitman Shaft Seal Kit.....	8516		
Control Valve Seal Kit.....	8518		
COLT			
1995			
4-CYL. 1.5 L ENG. (CANADA)			
Pump Seal Kit; Sedan.....	8720		
Pump Seal Kit; Wagon.....	8721		
1994-1993			
4-CYL. 1.5 L ENG.			
Pump Seal Kit.....	8720		

SYSTEM PUMP & GEAR IDENT.

SYSTEM & COMPONENT IDENT.

PASS. CARS

LIGHT TRUCKS

MEDIUM/HEAVY TRUCKS

BUSES

HOSE NUMERICAL

REPAIR KITS

KIT NUMERICAL

ILLUSTRATIONS

☆ See Pages A14 - A15 For Pump or Gear Identification.

⊗ Packaged one bushing per box, order as required.

Power Steering Repair Kits for Passenger Cars and Light Trucks

	Application	Kit No.	Application	Kit No.	
SYSTEM PUMP & GEAR IDENT.	PLYMOUTH - Continued		PLYMOUTH - Continued		
	CONQUEST		EXPO - Continued		
	1986-1984		1987		
	4-CYL. 2.6 L ENG.		4-CYL. 2.2 L ENG. (CANADA)		
		Pump Seal Kit.....	8722	Pump Complete Rebuilding Kit.....	7910
				Pump Seal Kit.....	7918
				Pump Drive Shaft Seal Kit.....	8709
				Rack & Pinion Seal Kit.....	8576
				Rack & Pinion Upper Pinion Bearing Kit.....	8571
				Rack & Pinion Lower Pinion Bearing Kit.....	8572
SYSTEM & COMPONENT IDENT.	DUSTER		FURY		
	1976-1975		1978-1977		
	6-CYL. 225 ENG.; V-8 318 ENG.; V-8 360 ENG.		6-CYL. 225 ENG.; V-8 318 ENG.; V-8 360 ENG.; V-8 400 ENG.; V-8 440 ENG.		
		Pump Complete Rebuilding Kit; W/Chrysler P.S. Pump; ☆D.....	8514	Pump Complete Rebuilding Kit; W/Chrysler P.S. Pump; ☆D.....	8514
		Pump Complete Rebuilding Kit; W/Saginaw P.S. Pump; ☆B.....	7910	Pump Complete Rebuilding Kit; W/Saginaw P.S. Pump; ☆B.....	7910
		Pump Seal Kit; W/Chrysler P.S. Pump; ☆D.....	8507	Pump Seal Kit; W/Chrysler P.S. Pump; ☆D.....	8507
		Pump Seal Kit; W/Saginaw P.S. Pump; ☆B.....	7918	Pump Seal Kit; W/Saginaw P.S. Pump; ☆B.....	7918
		Pump Drive Shaft Seal Kit; W/Chrysler P.S. Pump; ☆D.....	8708	Pump Drive Shaft Seal Kit; W/Chrysler P.S. Pump; ☆D.....	8708
		Pump Drive Shaft Seal Kit; W/Saginaw P.S. Pump; ☆B.....	8709	Pump Drive Shaft Seal Kit; W/Saginaw P.S. Pump; ☆B.....	8709
		Stg. Gear Complete Rebuilding Kit.....	8538	Stg. Gear Complete Rebuilding Kit.....	8538
PASS. CARS		Stg. Gear Major Seal Kit.....	8513	Stg. Gear Major Seal Kit.....	8513
		Stg. Gear Input Shaft Seal Kit.....	8553	Stg. Gear Input Shaft Seal Kit.....	8553
		Stg. Gear Complete Pitman Shaft Seal Kit.....	8765	Stg. Gear Complete Pitman Shaft Seal Kit.....	8765
		Stg. Gear Lower Pitman Shaft Seal Kit.....	8516	Stg. Gear Lower Pitman Shaft Seal Kit.....	8516
		Control Valve Seal Kit.....	8518	Control Valve Seal Kit.....	8518
				Stg. Gear Complete Rebuilding Kit.....	8538
				Stg. Gear Major Seal Kit.....	8513
				Stg. Gear Input Shaft Seal Kit.....	8553
				Stg. Gear Complete Pitman Shaft Seal Kit.....	8765
				Stg. Gear Lower Pitman Shaft Seal Kit.....	8516
LIGHT TRUCKS	1974		1976		
	6-CYL. 198 ENG.; 6-CYL. 225 ENG.; V-8 318 ENG.; V-8 360 ENG.		6-CYL. 225 ENG.; V-8 318 ENG.; V-8 360 ENG.; V-8 400 ENG.		
		Pump Complete Rebuilding Kit; W/Chrysler P.S. Pump; ☆D.....	8514	Pump Complete Rebuilding Kit; W/Chrysler P.S. Pump; ☆D.....	8514
		Pump Complete Rebuilding Kit; W/Saginaw P.S. Pump; ☆B.....	7910	Pump Complete Rebuilding Kit; W/Saginaw P.S. Pump; ☆B.....	7910
		Pump Seal Kit; W/Chrysler P.S. Pump; ☆D.....	8507	Pump Seal Kit; W/Chrysler P.S. Pump; ☆D.....	8507
		Pump Seal Kit; W/Saginaw P.S. Pump; ☆B.....	7918	Pump Seal Kit; W/Saginaw P.S. Pump; ☆B.....	7918
		Pump Drive Shaft Seal Kit; W/Chrysler P.S. Pump; ☆D.....	8708	Pump Drive Shaft Seal Kit; W/Chrysler P.S. Pump; ☆D.....	8708
		Pump Drive Shaft Seal Kit; W/Saginaw P.S. Pump; ☆B.....	8709	Pump Drive Shaft Seal Kit; W/Saginaw P.S. Pump; ☆B.....	8709
		Stg. Gear Complete Rebuilding Kit.....	8538	Stg. Gear Complete Rebuilding Kit.....	8538
		Stg. Gear Major Seal Kit.....	8513	Stg. Gear Major Seal Kit.....	8513
MEDIUM/HEAVY TRUCKS		Stg. Gear Input Shaft Seal Kit.....	8553	Stg. Gear Input Shaft Seal Kit.....	8553
		Stg. Gear Complete Pitman Shaft Seal Kit.....	8765	Stg. Gear Complete Pitman Shaft Seal Kit.....	8765
		Stg. Gear Lower Pitman Shaft Seal Kit.....	8516	Stg. Gear Lower Pitman Shaft Seal Kit.....	8516
		Control Valve Seal Kit.....	8518	Control Valve Seal Kit.....	8518
				Stg. Gear Complete Rebuilding Kit.....	8538
				Stg. Gear Major Seal Kit.....	8513
				Stg. Gear Input Shaft Seal Kit.....	8553
				Stg. Gear Complete Pitman Shaft Seal Kit.....	8765
				Stg. Gear Lower Pitman Shaft Seal Kit.....	8516
				Control Valve Seal Kit.....	8518
BUSES	1973		1975		
	6-CYL. 198 ENG.; 6-CYL. 225 ENG.; V-8 318 ENG.; V-8 340 ENG.		6-CYL. 225 ENG.; V-8 318 ENG.; V-8 360 ENG.; V-8 400 ENG.; V-8 440 ENG.		
		Pump Complete Rebuilding Kit; W/Chrysler P.S. Pump; ☆D.....	8514	Pump Complete Rebuilding Kit; W/Chrysler P.S. Pump; ☆D.....	8514
		Pump Complete Rebuilding Kit; W/Saginaw P.S. Pump; ☆B.....	7910	Pump Complete Rebuilding Kit; W/Saginaw P.S. Pump; ☆B.....	7910
		Pump Seal Kit; W/Chrysler P.S. Pump; ☆D.....	8507	Pump Seal Kit; W/Chrysler P.S. Pump; ☆D.....	8507
		Pump Seal Kit; W/Saginaw P.S. Pump; ☆B.....	7918	Pump Seal Kit; W/Saginaw P.S. Pump; ☆B.....	7918
		Pump Drive Shaft Seal Kit; W/Chrysler P.S. Pump; ☆D.....	8708	Pump Drive Shaft Seal Kit; W/Chrysler P.S. Pump; ☆D.....	8708
		Pump Drive Shaft Seal Kit; W/Saginaw P.S. Pump; ☆B.....	8709	Pump Drive Shaft Seal Kit; W/Saginaw P.S. Pump; ☆B.....	8709
		Stg. Gear Complete Rebuilding Kit.....	8538	Stg. Gear Complete Rebuilding Kit.....	8538
		Stg. Gear Major Seal Kit.....	8513	Stg. Gear Major Seal Kit.....	8513
HOSE NUMERICAL		Stg. Gear Input Shaft Seal Kit.....	8553	Stg. Gear Input Shaft Seal Kit.....	8553
		Stg. Gear Complete Pitman Shaft Seal Kit.....	8765	Stg. Gear Complete Pitman Shaft Seal Kit.....	8765
		Stg. Gear Lower Pitman Shaft Seal Kit.....	8516	Stg. Gear Lower Pitman Shaft Seal Kit.....	8516
		Control Valve Seal Kit.....	8518	Control Valve Seal Kit.....	8518
				Stg. Gear Complete Rebuilding Kit.....	8538
				Stg. Gear Major Seal Kit.....	8513
				Stg. Gear Input Shaft Seal Kit.....	8553
				Stg. Gear Complete Pitman Shaft Seal Kit.....	8765
				Stg. Gear Lower Pitman Shaft Seal Kit.....	8516
				Control Valve Seal Kit.....	8518
REPAIR KITS	1972-1970		1974		
	6-CYL. 198 ENG.; 6-CYL. 225 ENG.; V-8 318 ENG.; V-8 340 ENG.		V-8 360 ENG.; V-8 400 ENG.; V-8 440 ENG.		
		Pump Complete Rebuilding Kit; W/Chrysler P.S. Pump; ☆D.....	8514	Pump Complete Rebuilding Kit; W/Chrysler P.S. Pump; ☆D.....	8514
		Pump Complete Rebuilding Kit; W/Saginaw P.S. Pump; ☆B.....	7910	Pump Complete Rebuilding Kit; W/Saginaw P.S. Pump; ☆B.....	7910
		Pump Seal Kit; W/Chrysler P.S. Pump; ☆D.....	8507	Pump Seal Kit; W/Chrysler P.S. Pump; ☆D.....	8507
		Pump Seal Kit; W/Saginaw P.S. Pump; ☆B.....	7918	Pump Seal Kit; W/Saginaw P.S. Pump; ☆B.....	7918
		Pump Drive Shaft Seal Kit; W/Chrysler P.S. Pump; ☆D.....	8708	Pump Drive Shaft Seal Kit; W/Chrysler P.S. Pump; ☆D.....	8708
		Pump Drive Shaft Seal Kit; W/Saginaw P.S. Pump; ☆B.....	8709	Pump Drive Shaft Seal Kit; W/Saginaw P.S. Pump; ☆B.....	8709
		Stg. Gear Complete Rebuilding Kit.....	8539	Pump Drive Shaft Seal Kit; W/Chrysler P.S. Pump; ☆D.....	8708
		Stg. Gear Major Seal Kit.....	7895	Pump Drive Shaft Seal Kit; W/Saginaw P.S. Pump; ☆B.....	8709
KIT NUMERICAL		Stg. Gear Input Shaft Seal Kit.....	8553	Stg. Gear Complete Rebuilding Kit.....	8538
		Stg. Gear Complete Pitman Shaft Seal Kit.....	8759	Stg. Gear Major Seal Kit.....	8513
		Stg. Gear Lower Pitman Shaft Seal Kit.....	8517	Stg. Gear Input Shaft Seal Kit.....	8553
		Control Valve Seal Kit.....	8518	Stg. Gear Complete Pitman Shaft Seal Kit.....	8765
				Stg. Gear Lower Pitman Shaft Seal Kit.....	8516
				Control Valve Seal Kit.....	8518
ILLUSTRATIONS	EXPO		1973		
	1989-1988		V-8 318 ENG.; V-8 360 ENG.; V-8 400 ENG.; V-8 440 ENG.		
	4-CYL. 2.2 L ENG. (CANADA)		V-8 318 ENG.; V-8 360 ENG.; V-8 400 ENG.; V-8 440 ENG.		
		Pump Complete Rebuilding Kit.....	7910	Pump Complete Rebuilding Kit; W/Chrysler P.S. Pump; ☆D.....	8514
		Pump Seal Kit.....	7918	Pump Complete Rebuilding Kit; W/Saginaw P.S. Pump; ☆B.....	7910
		Pump Drive Shaft Seal Kit.....	8709	Pump Seal Kit; W/Chrysler P.S. Pump; ☆D.....	8507
		Rack & Pinion Seal Kit; W/Plastic Rack Bulkhead.....	8610	Pump Seal Kit; W/Saginaw P.S. Pump; ☆B.....	7918
		Rack & Pinion Lower Pinion Bearing Kit.....	8579	Pump Drive Shaft Seal Kit; W/Chrysler P.S. Pump; ☆D.....	8708

☆ See Pages A14 - A15 For Pump or Gear Identification.

⊛ Packaged one bushing per box, order as required.

Power Steering Repair Kits for Passenger Cars and Light Trucks

Application	Kit No.	Application	Kit No.
PLYMOUTH - Continued		PLYMOUTH - Continued	
FURY - Continued		FURY - Continued	
1973 - Continued		1968 - Continued	
V-8 318 ENG.; V-8 360 ENG.; V-8 400 ENG.; V-8 440 ENG.		6-CYL. 225 ENG.; V-8 318 ENG.; V-8 383 ENG.; V-8 440 ENG.	
- Continued		- Continued	
Pump Drive Shaft Seal Kit; W/Saginaw P.S. Pump; ☆B	8709	Stg. Gear Input Shaft Seal Kit	8553
Stg. Gear Complete Rebuilding Kit	8538	Stg. Gear Complete Pitman Shaft Seal Kit	8765
Stg. Gear Major Seal Kit	8513	Stg. Gear Lower Pitman Shaft Seal Kit	8516
Stg. Gear Input Shaft Seal Kit	8553	Control Valve Seal Kit	8518
Stg. Gear Complete Pitman Shaft Seal Kit	8765		
Stg. Gear Lower Pitman Shaft Seal Kit	8516		
Control Valve Seal Kit	8518		
1972		1967	
6-CYL. 225 ENG.; V-8 318 ENG.; V-8 360 ENG.; V-8 400 ENG.; V-8 440 ENG.		6-CYL. 225 ENG.; V-8 273 ENG.; V-8 318 ENG.; V-8 383 ENG.; V-8 440 ENG.	
Pump Complete Rebuilding Kit; W/Chrysler P.S. Pump; ☆D	8514	Pump Complete Rebuilding Kit; W/Chrysler P.S. Pump; W/Hex or Slotted End Shaft; ☆D	7900
Pump Complete Rebuilding Kit; W/Saginaw P.S. Pump; ☆B	7910	Pump Complete Rebuilding Kit; W/Chrysler P.S. Pump; W/Internally Threaded Shaft; ☆D	8514
Pump Seal Kit; W/Chrysler P.S. Pump; ☆D	8507	Pump Complete Rebuilding Kit; W/Chrysler P.S. Pump; W/Plain End Shaft; ☆D	7899
Pump Seal Kit; W/Saginaw P.S. Pump; ☆B	7918	Pump Complete Rebuilding Kit; W/Saginaw P.S. Pump; ☆B	7910
Pump Drive Shaft Seal Kit; W/Chrysler P.S. Pump; ☆D	8708	Pump Seal Kit; W/Chrysler P.S. Pump; W/Hex or Slotted End Shaft; ☆D	7898
Pump Drive Shaft Seal Kit; W/Saginaw P.S. Pump; ☆B	8709	Pump Seal Kit; W/Chrysler P.S. Pump; W/Internally Threaded Shaft; ☆D	8507
Stg. Gear Complete Rebuilding Kit	8538	Pump Seal Kit; W/Chrysler P.S. Pump; W/Plain End Shaft; ☆D	7897
Stg. Gear Major Seal Kit	8513	Pump Seal Kit; W/Saginaw P.S. Pump; ☆B	7918
Stg. Gear Input Shaft Seal Kit	8553	Pump Drive Shaft Seal Kit; W/Chrysler P.S. Pump; W/Internally Threaded Shaft; ☆D	8708
Stg. Gear Complete Pitman Shaft Seal Kit	8765	Pump Drive Shaft Seal Kit; W/Chrysler P.S. Pump; W/Plain End Shaft; ☆D	8710
Stg. Gear Lower Pitman Shaft Seal Kit	8516	Pump Drive Shaft Seal Kit; W/Saginaw P.S. Pump; ☆B	8709
Control Valve Seal Kit	8518	Stg. Gear Complete Rebuilding Kit	8538
		Stg. Gear Major Seal Kit	8513
		Stg. Gear Input Shaft Seal Kit	8553
		Stg. Gear Complete Pitman Shaft Seal Kit	8765
		Stg. Gear Lower Pitman Shaft Seal Kit	8516
		Control Valve Seal Kit	8518
1971		1966	
6-CYL. 225 ENG.; V-8 318 ENG.; V-8 360 ENG.; V-8 383 ENG.; V-8 440 ENG.		6-CYL. 225 ENG.; V-8 318 ENG.; V-8 361 ENG.; V-8 383 ENG.; V-8 440 ENG.	
Pump Complete Rebuilding Kit; W/Chrysler P.S. Pump; ☆D	8514	Pump Complete Rebuilding Kit; W/Chrysler P.S. Pump; W/Hex or Slotted End Shaft; ☆D	7900
Pump Complete Rebuilding Kit; W/Saginaw P.S. Pump; ☆B	7910	Pump Complete Rebuilding Kit; W/Chrysler P.S. Pump; W/Plain End Shaft; ☆D	7899
Pump Seal Kit; W/Chrysler P.S. Pump; ☆D	8507	Pump Seal Kit; W/Chrysler P.S. Pump; W/Hex or Slotted End Shaft; ☆D	7898
Pump Seal Kit; W/Saginaw P.S. Pump; ☆B	7918	Pump Seal Kit; W/Chrysler P.S. Pump; W/Plain End Shaft; ☆D	7897
Pump Drive Shaft Seal Kit; W/Chrysler P.S. Pump; ☆D	8708	Pump Drive Shaft Seal Kit; W/Chrysler P.S. Pump; W/Plain End Shaft; ☆D	8710
Pump Drive Shaft Seal Kit; W/Saginaw P.S. Pump; ☆B	8709	Stg. Gear Complete Rebuilding Kit	8538
Stg. Gear Complete Rebuilding Kit	8538	Stg. Gear Major Seal Kit	8513
Stg. Gear Major Seal Kit	8513	Stg. Gear Input Shaft Seal Kit	8553
Stg. Gear Input Shaft Seal Kit	8553	Stg. Gear Complete Pitman Shaft Seal Kit	8765
Stg. Gear Complete Pitman Shaft Seal Kit	8765	Stg. Gear Lower Pitman Shaft Seal Kit	8516
Stg. Gear Lower Pitman Shaft Seal Kit	8516	Control Valve Seal Kit	8518
Control Valve Seal Kit	8518		
1970-1969		1965	
6-CYL. 225 ENG.; V-8 318 ENG.; V-8 383 ENG.; V-8 440 ENG.		6-CYL. 225 ENG.; V-8 318 ENG.; V-8 361 ENG.; V-8 383 ENG.; V-8 426 ENG.	
Pump Complete Rebuilding Kit; W/Chrysler P.S. Pump; ☆D	8514	Pump Complete Rebuilding Kit; W/Chrysler P.S. Pump; W/Hex or Slotted End Shaft; ☆D	7900
Pump Complete Rebuilding Kit; W/Saginaw P.S. Pump; ☆B	7910	Pump Complete Rebuilding Kit; W/Chrysler P.S. Pump; W/Plain End Shaft; ☆D	7899
Pump Seal Kit; W/Chrysler P.S. Pump; ☆D	8507	Pump Seal Kit; W/Chrysler P.S. Pump; W/Hex or Slotted End Shaft; ☆D	7898
Pump Seal Kit; W/Saginaw P.S. Pump; ☆B	7918	Pump Seal Kit; W/Chrysler P.S. Pump; W/Plain End Shaft; ☆D	7897
Pump Drive Shaft Seal Kit; W/Chrysler P.S. Pump; ☆D	8708	Pump Drive Shaft Seal Kit; W/Chrysler P.S. Pump; W/Plain End Shaft; ☆D	8710
Pump Drive Shaft Seal Kit; W/Saginaw P.S. Pump; ☆B	8709	Stg. Gear Complete Rebuilding Kit	8538
Stg. Gear Complete Rebuilding Kit	8538	Stg. Gear Major Seal Kit	8513
Stg. Gear Major Seal Kit	8513	Stg. Gear Input Shaft Seal Kit	8553
Stg. Gear Input Shaft Seal Kit	8553	Stg. Gear Complete Pitman Shaft Seal Kit	8765
Stg. Gear Complete Pitman Shaft Seal Kit	8765	Stg. Gear Lower Pitman Shaft Seal Kit	8516
Stg. Gear Lower Pitman Shaft Seal Kit	8516	Control Valve Seal Kit	8518
Control Valve Seal Kit	8518		
1968		1964	
6-CYL. 225 ENG.; V-8 318 ENG.; V-8 383 ENG.; V-8 440 ENG.		6-CYL. 225 ENG.; V-8 318 ENG.; V-8 361 ENG.; V-8 383 ENG.; V-8 426 ENG.	
Pump Complete Rebuilding Kit; W/Chrysler P.S. Pump; W/Hex or Slotted End Shaft; ☆D	7900	Pump Complete Rebuilding Kit; W/Chrysler P.S. Pump; W/Hex or Slotted End Shaft; ☆D	7900
Pump Complete Rebuilding Kit; W/Chrysler P.S. Pump; W/Internally Threaded Shaft; ☆D	8514	Pump Complete Rebuilding Kit; W/Chrysler P.S. Pump; W/Plain End Shaft; ☆D	7899
Pump Complete Rebuilding Kit; W/Chrysler P.S. Pump; W/Plain End Shaft; ☆D	7899	Pump Seal Kit; W/Chrysler P.S. Pump; W/Hex or Slotted End Shaft; ☆D	7898
Pump Complete Rebuilding Kit; W/Saginaw P.S. Pump; ☆B	7910	Pump Seal Kit; W/Chrysler P.S. Pump; W/Plain End Shaft; ☆D	7897
Pump Seal Kit; W/Chrysler P.S. Pump; ☆D	7898	Pump Drive Shaft Seal Kit; W/Chrysler P.S. Pump; W/Plain End Shaft; ☆D	8710
Pump Seal Kit; W/Chrysler P.S. Pump; W/Internally Threaded Shaft; ☆D	8507	Stg. Gear Complete Rebuilding Kit	8538
Pump Seal Kit; W/Chrysler P.S. Pump; W/Plain End Shaft; ☆D	7897	Stg. Gear Major Seal Kit	8513
Pump Seal Kit; W/Saginaw P.S. Pump; ☆B	7918	Stg. Gear Input Shaft Seal Kit	8553
Pump Drive Shaft Seal Kit; W/Chrysler P.S. Pump; W/Internally Threaded Shaft; ☆D	8708	Stg. Gear Complete Pitman Shaft Seal Kit	8765
Pump Drive Shaft Seal Kit; W/Chrysler P.S. Pump; W/Plain End Shaft; ☆D	8710	Stg. Gear Lower Pitman Shaft Seal Kit	8516
Pump Drive Shaft Seal Kit; W/Saginaw P.S. Pump; ☆B	8709	Control Valve Seal Kit	8518
Stg. Gear Complete Rebuilding Kit	8538		
Stg. Gear Major Seal Kit	8513		
Stg. Gear Input Shaft Seal Kit	8553		
Stg. Gear Complete Pitman Shaft Seal Kit	8765		
Stg. Gear Lower Pitman Shaft Seal Kit	8516		
Control Valve Seal Kit	8518		

☆ See Pages A14 - A15 For Pump or Gear Identification.

⊗ Packaged one bushing per box, order as required.

SYSTEM PUMP & GEAR IDENT.

SYSTEM & COMPONENT IDENT.

PASS. CARS

LIGHT TRUCKS

MEDIUM/HEAVY TRUCKS

BUSES

HOSE NUMERICAL

REPAIR KITS

KIT NUMERICAL

ILLUSTRATIONS

Power Steering Repair Kits for Passenger Cars and Light Trucks

	Application	Kit No.	Application	Kit No.
SYSTEM PUMP & GEAR IDENT.	PLYMOUTH - Continued		PLYMOUTH - Continued	
	FURY - Continued		FURY - Continued	
	1964 - Continued		1961 - Continued	
	6-CYL. 225 ENG.; V-8 318 ENG.; V-8 361 ENG.; V-8 383 ENG.; V-8 426 ENG. - Continued		6-CYL. 225 ENG.; V-8 318 ENG.; V-8 361 ENG.; V-8 383 ENG.; V-8 413 ENG. - Continued	
	Pump Complete Rebuilding Kit; W/Chrysler P.S. Pump; W/Plain End Shaft; ☆D.....	7899	Pump Drive Shaft Seal Kit; W/Chrysler P.S. Pump; W/Plain End Shaft; ☆D.....	8710
	Pump Seal Kit; W/Chrysler P.S. Pump; W/Hex or Slotted End Shaft; ☆D.....	7898	Stg. Gear Complete Rebuilding Kit.....	8538
	Pump Seal Kit; W/Chrysler P.S. Pump; W/Plain End Shaft; ☆D.....	7897	Stg. Gear Major Seal Kit.....	8513
	Pump Drive Shaft Seal Kit; W/Chrysler P.S. Pump; W/Plain End Shaft; ☆D.....	8710	Stg. Gear Input Shaft Seal Kit.....	8553
	Stg. Gear Complete Rebuilding Kit.....	8539	Stg. Gear Complete Pitman Shaft Seal Kit.....	8765
	Stg. Gear Major Seal Kit.....	7895	Stg. Gear Lower Pitman Shaft Seal Kit.....	8516
Stg. Gear Input Shaft Seal Kit.....	8553	Control Valve Seal Kit.....	8518	
Stg. Gear Complete Pitman Shaft Seal Kit.....	8759			
Stg. Gear Lower Pitman Shaft Seal Kit.....	8516			
Control Valve Seal Kit.....	8518			
		1960		
		6-CYL. 225 ENG.; V-8 318 ENG.; V-8 361 ENG.; V-8 383 ENG.		
		Pump Complete Rebuilding Kit.....	7899	
		Pump Seal Kit.....	7897	
		Pump Drive Shaft Seal Kit.....	8710	
		Stg. Gear Complete Rebuilding Kit.....	8538	
		Stg. Gear Major Seal Kit.....	8513	
		Stg. Gear Input Shaft Seal Kit.....	8553	
		Stg. Gear Complete Pitman Shaft Seal Kit.....	8765	
		Stg. Gear Lower Pitman Shaft Seal Kit.....	8516	
		Control Valve Seal Kit.....	8518	
		1959		
		V-8 318 ENG.; V-8 361 ENG.		
		Pump Complete Rebuilding Kit.....	7899	
		Pump Seal Kit.....	7897	
		Pump Drive Shaft Seal Kit.....	8710	
		Stg. Gear Complete Rebuilding Kit.....	8538	
		Stg. Gear Major Seal Kit.....	8513	
		Stg. Gear Input Shaft Seal Kit.....	8553	
		Stg. Gear Complete Pitman Shaft Seal Kit.....	8765	
		Stg. Gear Lower Pitman Shaft Seal Kit.....	8516	
		Control Valve Seal Kit.....	8518	
		GRAN FURY		
		1989-1984		
		V-8 5.2 L ENG.		
		Pump Complete Rebuilding Kit.....	7910	
		Pump Seal Kit.....	7918	
		Pump Drive Shaft Seal Kit.....	8709	
		Stg. Gear Complete Rebuilding Kit.....	8538	
		Stg. Gear Major Seal Kit.....	8513	
		Stg. Gear Input Shaft Seal Kit.....	8553	
		Stg. Gear Complete Pitman Shaft Seal Kit.....	8765	
		Stg. Gear Lower Pitman Shaft Seal Kit.....	8516	
		Control Valve Seal Kit.....	8518	
		1983-1981		
		6-CYL. 3.7 L ENG.; V-8 5.2 L ENG.		
		Pump Complete Rebuilding Kit.....	7910	
		Pump Seal Kit.....	7918	
		Pump Drive Shaft Seal Kit.....	8709	
		Stg. Gear Complete Rebuilding Kit.....	8538	
		Stg. Gear Major Seal Kit.....	8513	
		Stg. Gear Input Shaft Seal Kit.....	8553	
		Stg. Gear Complete Pitman Shaft Seal Kit.....	8765	
		Stg. Gear Lower Pitman Shaft Seal Kit.....	8516	
		Control Valve Seal Kit.....	8518	
		1980		
		6-CYL. 3.7 L ENG.; V-8 5.2 L ENG.; V-8 5.9 L ENG.		
		Pump Complete Rebuilding Kit.....	7910	
		Pump Seal Kit.....	7918	
		Pump Drive Shaft Seal Kit.....	8709	
		Stg. Gear Complete Rebuilding Kit.....	8538	
		Stg. Gear Major Seal Kit.....	8513	
		Stg. Gear Input Shaft Seal Kit.....	8553	
		Stg. Gear Complete Pitman Shaft Seal Kit.....	8765	
		Stg. Gear Lower Pitman Shaft Seal Kit.....	8516	
		Control Valve Seal Kit.....	8518	
		1977-1975		
		V-8 318 ENG.; V-8 360 ENG.; V-8 400 ENG.; V-8 440 ENG.		
		Pump Complete Rebuilding Kit; W/Chrysler P.S. Pump; ☆D.....	8514	
		Pump Complete Rebuilding Kit; W/Saginaw P.S. Pump; ☆B.....	7910	
		Pump Seal Kit; W/Chrysler P.S. Pump; ☆D.....	8507	
		Pump Seal Kit; W/Saginaw P.S. Pump; ☆B.....	7918	
		Pump Drive Shaft Seal Kit; W/Chrysler P.S. Pump; ☆D.....	8708	

☆ See Pages A14 - A15 For Pump or Gear Identification.

⊗ Packaged one bushing per box, order as required.

Power Steering Repair Kits for Passenger Cars and Light Trucks

Application	Kit No.	Application	Kit No.
PLYMOUTH - Continued		PLYMOUTH - Continued	
GRAN FURY - Continued		HORIZON - Continued	
1977-1975 - Continued		1983	
V-8 318 ENG.; V-8 360 ENG.; V-8 400 ENG.; V-8 440 ENG.		4-CYL. 1.6 L ENG.; 4-CYL. 1.7 L ENG.; 4-CYL. 2.2 L ENG.	
- Continued			
Pump Drive Shaft Seal Kit; W/Saginaw P.S. Pump; ☆B	8709	Pump Complete Rebuilding Kit	7910
Stg. Gear Complete Rebuilding Kit	8538	Pump Seal Kit	7918
Stg. Gear Major Seal Kit	8513	Pump Drive Shaft Seal Kit	8709
Stg. Gear Input Shaft Seal Kit	8553	Rack & Pinion Seal Kit	8576
Stg. Gear Complete Pitman Shaft Seal Kit	8765	Rack & Pinion Upper Pinion Bearing Kit	8571
Stg. Gear Lower Pitman Shaft Seal Kit	8516	Rack & Pinion Lower Pinion Bearing Kit	8572
Control Valve Seal Kit	8518		
GRAND VOYAGER		1982-1981	
1995-1994		4-CYL. 1.7 L ENG.; 4-CYL. 2.2 L ENG.	
V-6 3.0 L ENG.; V-6 3.3 L ENG.; V-6 3.8 L ENG.			
Pump Complete Rebuilding Kit	7910	Pump Complete Rebuilding Kit	7910
Pump Seal Kit	7918	Pump Seal Kit	7918
Pump Drive Shaft Seal Kit	8709	Pump Drive Shaft Seal Kit	8709
Rack & Pinion Seal Kit; W/Plastic Rack Bulkhead	8610	Rack & Pinion Seal Kit	8570
Rack & Pinion Lower Pinion Bearing Kit	8579	Rack & Pinion Upper Pinion Bearing Kit	8571
		Rack & Pinion Lower Pinion Bearing Kit	8572
1993-1992		1980	
V-6 3.0 L ENG.; V-6 3.3 L ENG.		4-CYL. 1.7 L ENG.	
Pump Complete Rebuilding Kit	7910	Pump Complete Rebuilding Kit	7910
Pump Seal Kit	7918	Pump Seal Kit	7918
Pump Drive Shaft Seal Kit	8709	Pump Drive Shaft Seal Kit	8709
Rack & Pinion Seal Kit; W/Plastic Rack Bulkhead	8610	Rack & Pinion Seal Kit	8570
Rack & Pinion Lower Pinion Bearing Kit	8579	Rack & Pinion Upper Pinion Bearing Kit	8571
		Rack & Pinion Lower Pinion Bearing Kit	8572
1991-1990		1979-1978	
V-6 3.3 L ENG.		4-CYL. 104 ENG.	
Pump Complete Rebuilding Kit	7910	Pump Complete Rebuilding Kit	7910
Pump Seal Kit	7918	Pump Seal Kit	7918
Pump Drive Shaft Seal Kit	8709	Pump Drive Shaft Seal Kit	8709
Rack & Pinion Seal Kit; W/Plastic Rack Bulkhead	8610	Rack & Pinion Seal Kit	8570
Rack & Pinion Lower Pinion Bearing Kit	8579	Rack & Pinion Upper Pinion Bearing Kit	8571
		Rack & Pinion Lower Pinion Bearing Kit	8572
1989-1988		LASER	
4-CYL. 2.5 L ENG.; V-6 3.0 L ENG.		1994-1992	
Pump Complete Rebuilding Kit	7910	4-CYL. 1.8 L ENG.; 4-CYL. 2.0 L ENG.	
Pump Seal Kit	7918	Pump Seal Kit	8721
Pump Drive Shaft Seal Kit	8709	Rack & Pinion Seal Kit	8691
Rack & Pinion Seal Kit; W/Plastic Rack Bulkhead	8610		
Rack & Pinion Lower Pinion Bearing Kit	8579	1991	
		4-CYL. 1.8 L ENG.	
1987		4-CYL. 2.2 L ENG.; V-6 3.0 L ENG.	
4-CYL. 2.2 L ENG.			
Pump Complete Rebuilding Kit	7910	Pump Complete Rebuilding Kit	7910
Pump Seal Kit	7918	Pump Seal Kit	7918
Pump Drive Shaft Seal Kit	8709	Pump Drive Shaft Seal Kit	8709
Rack & Pinion Seal Kit; W/Plastic Rack Bulkhead	8610	Rack & Pinion Seal Kit; W/Plastic Rack Bulkhead	8610
Rack & Pinion Lower Pinion Bearing Kit	8579	Rack & Pinion Lower Pinion Bearing Kit	8579
HORIZON		1990	
1990-1988		4-CYL. 2.0 L ENG.	
4-CYL. 2.2 L ENG.			
Pump Complete Rebuilding Kit	7910	Pump Seal Kit	8721
Pump Seal Kit	7918	Rack & Pinion Seal Kit	8691
Pump Drive Shaft Seal Kit	8709		
Rack & Pinion Seal Kit; W/Plastic Rack Bulkhead	8610	1990	
Rack & Pinion Lower Pinion Bearing Kit	8579	4-CYL. 1.8 L ENG.; 4-CYL. 2.0 L ENG.	
		Pump Seal Kit; W/2-Piece Pump Housing	8721
1987		Pump Seal Kit; W/3-Piece Pump Housing	8722
4-CYL. 2.2 L ENG.		Rack & Pinion Seal Kit	8655
Pump Complete Rebuilding Kit	7910		
Pump Seal Kit	7918	NEON	
Pump Drive Shaft Seal Kit	8709	1995	
Rack & Pinion Seal Kit; W/Plastic Rack Bulkhead	8610	4-CYL. 2.0 L ENG.	
Rack & Pinion Lower Pinion Bearing Kit	8579	Pump Seal Kit	8803
		Rack & Pinion Seal Kit	8728
1987		RELIANT	
4-CYL. 2.2 L ENG.		1989-1987	
Pump Complete Rebuilding Kit	7910	4-CYL. 2.2 L ENG.; 4-CYL. 2.5 L ENG.	
Pump Seal Kit	7918	Pump Complete Rebuilding Kit	7910
Pump Drive Shaft Seal Kit	8709	Pump Seal Kit	7918
Rack & Pinion Seal Kit	8576	Pump Drive Shaft Seal Kit	8709
Rack & Pinion Upper Pinion Bearing Kit	8571	Rack & Pinion Seal Kit; W/Plastic Rack Bulkhead	8610
Rack & Pinion Lower Pinion Bearing Kit	8572	Rack & Pinion Lower Pinion Bearing Kit	8579
1986-1984		1986	
4-CYL. 1.6 L ENG.; 4-CYL. 2.2 L ENG.		4-CYL. 2.2 L ENG.; 4-CYL. 2.5 L ENG.	
Pump Complete Rebuilding Kit	7910	Pump Complete Rebuilding Kit	7910
Pump Seal Kit	7918	Pump Seal Kit	7918
Pump Drive Shaft Seal Kit	8709	Pump Drive Shaft Seal Kit	8709
Rack & Pinion Seal Kit	8576	Rack & Pinion Seal Kit; W/Saginaw Stg. Gear; ☆N.....	8576
Rack & Pinion Upper Pinion Bearing Kit	8571		
Rack & Pinion Lower Pinion Bearing Kit	8572		

☆ See Pages A14 - A15 For Pump or Gear Identification.

☛ Packaged one bushing per box, order as required.

SYSTEM
PUMP &
GEAR
IDENT.

SYSTEM &
COM-
PONENT
IDENT.

PASS.
CARS

LIGHT
TRUCKS

MEDIUM/
HEAVY
TRUCKS

BUSES

HOSE
NUMER-
ICAL

REPAIR
KITS

KIT
NUMER-
ICAL

ILLUSTRATIONS

Power Steering Repair Kits for Passenger Cars and Light Trucks

Application	Kit No.	Application	Kit No.
PLYMOUTH - Continued		PLYMOUTH - Continued	
SATELLITE - Continued		SATELLITE - Continued	
1971-1970 - Continued		1966-1965 - Continued	
6-CYL. 225 ENG.; V-8 318 ENG.; V-8 383 ENG.; V-8 426 ENG.; V-8 440 ENG. - Continued		V-8 273 ENG.; V-8 318 ENG.; V-8 361 ENG.; V-8 383 ENG.; V-8 426 ENG. - Continued	
Pump Complete Rebuilding Kit; W/Saginaw P.S. Pump; ☆B	7910	Pump Seal Kit; W/Saginaw P.S. Pump; ☆B	7918
Pump Seal Kit; W/Chrysler P.S. Pump; ☆D	8507	Pump Drive Shaft Seal Kit; W/Chrysler P.S. Pump; ☆D	8710
Pump Seal Kit; W/Saginaw P.S. Pump; ☆B	7918	Pump Drive Shaft Seal Kit; W/Saginaw P.S. Pump; ☆B	8709
Pump Drive Shaft Seal Kit; W/Chrysler P.S. Pump; ☆D	8708	Stg. Gear Complete Rebuilding Kit	8539
Pump Drive Shaft Seal Kit; W/Saginaw P.S. Pump; ☆B	8709	Stg. Gear Major Seal Kit	7895
Stg. Gear Complete Rebuilding Kit	8539	Stg. Gear Input Shaft Seal Kit	8553
Stg. Gear Major Seal Kit	7895	Stg. Gear Complete Pitman Shaft Seal Kit	8759
Stg. Gear Input Shaft Seal Kit	8553	Stg. Gear Lower Pitman Shaft Seal Kit	8517
Stg. Gear Complete Pitman Shaft Seal Kit	8759	Control Valve Seal Kit	8518
Stg. Gear Lower Pitman Shaft Seal Kit	8517		
Control Valve Seal Kit	8518		
1969		SAVOY	
6-CYL. 225 ENG.; V-8 318 ENG.; V-8 383 ENG.; V-8 440 ENG.		1964	
Pump Complete Rebuilding Kit; W/Chrysler P.S. Pump; ☆D	8514	6-CYL. 225 ENG.; V-8 318 ENG.; V-8 361 ENG.; V-8 383 ENG.; V-8 426 ENG.	
Pump Complete Rebuilding Kit; W/Saginaw P.S. Pump; ☆B	7910	Pump Complete Rebuilding Kit; W/Chrysler P.S. Pump; W/Hex or Slotted End Shaft; ☆D	7900
Pump Seal Kit; W/Chrysler P.S. Pump; ☆D	8507	Pump Complete Rebuilding Kit; W/Chrysler P.S. Pump; W/Plain End Shaft; ☆D	7899
Pump Seal Kit; W/Saginaw P.S. Pump; ☆B	7918	Pump Seal Kit; W/Chrysler P.S. Pump; W/Hex or Slotted End Shaft; ☆D	7898
Pump Drive Shaft Seal Kit; W/Chrysler P.S. Pump; ☆D	8708	Pump Seal Kit; W/Chrysler P.S. Pump; W/Plain End Shaft; ☆D	7897
Pump Drive Shaft Seal Kit; W/Saginaw P.S. Pump; ☆B	8709	Pump Drive Shaft Seal Kit; W/Chrysler P.S. Pump; W/Plain End Shaft; ☆D	8710
Stg. Gear Complete Rebuilding Kit	8539	Stg. Gear Complete Rebuilding Kit	8539
Stg. Gear Major Seal Kit	7895	Stg. Gear Major Seal Kit	7895
Stg. Gear Input Shaft Seal Kit	8553	Stg. Gear Input Shaft Seal Kit	8553
Stg. Gear Complete Pitman Shaft Seal Kit	8759	Stg. Gear Complete Pitman Shaft Seal Kit	8759
Stg. Gear Lower Pitman Shaft Seal Kit	8517	Stg. Gear Lower Pitman Shaft Seal Kit	8517
Control Valve Seal Kit	8518	Control Valve Seal Kit	8518
V-8 426 ENG.		1963	
Pump Complete Rebuilding Kit; W/Chrysler P.S. Pump; ☆D	7899	6-CYL. 225 ENG.; V-8 318 ENG.; V-8 361 ENG.; V-8 383 ENG.	
Pump Complete Rebuilding Kit; W/Saginaw P.S. Pump; ☆B	7910	Pump Complete Rebuilding Kit; W/Chrysler P.S. Pump; W/Hex or Slotted End Shaft; ☆D	7900
Pump Seal Kit; W/Chrysler P.S. Pump; ☆D	7897	Pump Complete Rebuilding Kit; W/Chrysler P.S. Pump; W/Plain End Shaft; ☆D	7899
Pump Seal Kit; W/Saginaw P.S. Pump; ☆B	7918	Pump Seal Kit; W/Chrysler P.S. Pump; W/Hex or Slotted End Shaft; ☆D	7898
Pump Drive Shaft Seal Kit; W/Chrysler P.S. Pump; ☆D	8710	Pump Seal Kit; W/Chrysler P.S. Pump; W/Plain End Shaft; ☆D	7897
Pump Drive Shaft Seal Kit; W/Saginaw P.S. Pump; ☆B	8709	Pump Drive Shaft Seal Kit; W/Chrysler P.S. Pump; W/Plain End Shaft; ☆D	8710
Stg. Gear Complete Rebuilding Kit	8539	Stg. Gear Complete Rebuilding Kit	8539
Stg. Gear Major Seal Kit	7895	Stg. Gear Major Seal Kit	7895
Stg. Gear Input Shaft Seal Kit	8553	Stg. Gear Input Shaft Seal Kit	8553
Stg. Gear Complete Pitman Shaft Seal Kit	8759	Stg. Gear Complete Pitman Shaft Seal Kit	8759
Stg. Gear Lower Pitman Shaft Seal Kit	8517	Stg. Gear Lower Pitman Shaft Seal Kit	8517
Control Valve Seal Kit	8518	Control Valve Seal Kit	8518
1968		1962	
6-CYL. 225 ENG.; V-8 273 ENG.; V-8 318 ENG.; V-8 383 ENG.; V-8 426 ENG.; V-8 440 ENG.		6-CYL. 225 ENG.; V-8 318 ENG.; V-8 361 ENG.	
Pump Complete Rebuilding Kit; W/Chrysler P.S. Pump; ☆D	7899	Pump Complete Rebuilding Kit; W/Chrysler P.S. Pump; W/Hex or Slotted End Shaft; ☆D	7900
Pump Complete Rebuilding Kit; W/Saginaw P.S. Pump; ☆B	7910	Pump Complete Rebuilding Kit; W/Chrysler P.S. Pump; W/Plain End Shaft; ☆D	7899
Pump Seal Kit; W/Chrysler P.S. Pump; ☆D	7897	Pump Seal Kit; W/Chrysler P.S. Pump; W/Hex or Slotted End Shaft; ☆D	7898
Pump Seal Kit; W/Saginaw P.S. Pump; ☆B	7918	Pump Seal Kit; W/Chrysler P.S. Pump; W/Plain End Shaft; ☆D	7897
Pump Drive Shaft Seal Kit; W/Chrysler P.S. Pump; ☆D	8710	Pump Drive Shaft Seal Kit; W/Chrysler P.S. Pump; W/Plain End Shaft; ☆D	8710
Pump Drive Shaft Seal Kit; W/Saginaw P.S. Pump; ☆B	8709	Stg. Gear Complete Rebuilding Kit	8539
Stg. Gear Complete Rebuilding Kit	8539	Stg. Gear Major Seal Kit	7895
Stg. Gear Major Seal Kit	7895	Stg. Gear Input Shaft Seal Kit	8553
Stg. Gear Input Shaft Seal Kit	8553	Stg. Gear Complete Pitman Shaft Seal Kit	8759
Stg. Gear Complete Pitman Shaft Seal Kit	8759	Stg. Gear Lower Pitman Shaft Seal Kit	8517
Stg. Gear Lower Pitman Shaft Seal Kit	8517	Control Valve Seal Kit	8518
Control Valve Seal Kit	8518		
1967		1961	
V-8 273 ENG.; V-8 318 ENG.; V-8 383 ENG.; V-8 426 ENG.		6-CYL. 225 ENG.; V-8 318 ENG.; V-8 361 ENG.; V-8 383 ENG.; V-8 413 ENG.	
Pump Complete Rebuilding Kit; W/Chrysler P.S. Pump; ☆D	7899	Pump Complete Rebuilding Kit; W/Chrysler P.S. Pump; W/Hex or Slotted End Shaft; ☆D	7900
Pump Complete Rebuilding Kit; W/Saginaw P.S. Pump; ☆B	7910	Pump Complete Rebuilding Kit; W/Chrysler P.S. Pump; W/Plain End Shaft; ☆D	7899
Pump Seal Kit; W/Chrysler P.S. Pump; ☆D	7897	Pump Seal Kit; W/Chrysler P.S. Pump; W/Hex or Slotted End Shaft; ☆D	7898
Pump Seal Kit; W/Saginaw P.S. Pump; ☆B	7918	Pump Seal Kit; W/Chrysler P.S. Pump; W/Plain End Shaft; ☆D	7897
Pump Drive Shaft Seal Kit; W/Chrysler P.S. Pump; ☆D	8710	Pump Drive Shaft Seal Kit; W/Chrysler P.S. Pump; W/Plain End Shaft; ☆D	8710
Pump Drive Shaft Seal Kit; W/Saginaw P.S. Pump; ☆B	8709	Stg. Gear Complete Rebuilding Kit	8539
Stg. Gear Complete Rebuilding Kit	8539	Stg. Gear Major Seal Kit	7895
Stg. Gear Major Seal Kit	7895	Stg. Gear Input Shaft Seal Kit	8553
Stg. Gear Input Shaft Seal Kit	8553	Stg. Gear Complete Pitman Shaft Seal Kit	8759
Stg. Gear Complete Pitman Shaft Seal Kit	8759	Stg. Gear Lower Pitman Shaft Seal Kit	8517
Stg. Gear Lower Pitman Shaft Seal Kit	8517	Control Valve Seal Kit	8518
Control Valve Seal Kit	8518		
1966-1965		1960	
V-8 273 ENG.; V-8 318 ENG.; V-8 361 ENG.; V-8 383 ENG.; V-8 426 ENG.		6-CYL. 225 ENG.; V-8 318 ENG.; V-8 361 ENG.; V-8 383 ENG.; V-8 413 ENG.	
Pump Complete Rebuilding Kit; W/Chrysler P.S. Pump; ☆D	7899	Pump Complete Rebuilding Kit; W/Chrysler P.S. Pump; W/Hex or Slotted End Shaft; ☆D	7900
Pump Complete Rebuilding Kit; W/Saginaw P.S. Pump; ☆B	7910	Pump Complete Rebuilding Kit; W/Chrysler P.S. Pump; W/Plain End Shaft; ☆D	7899
Pump Seal Kit; W/Chrysler P.S. Pump; ☆D	7897	Pump Seal Kit; W/Chrysler P.S. Pump; W/Hex or Slotted End Shaft; ☆D	7898
Pump Seal Kit; W/Saginaw P.S. Pump; ☆B	7918	Pump Seal Kit; W/Chrysler P.S. Pump; W/Plain End Shaft; ☆D	7897
Pump Drive Shaft Seal Kit; W/Chrysler P.S. Pump; ☆D	8710	Pump Drive Shaft Seal Kit; W/Chrysler P.S. Pump; W/Plain End Shaft; ☆D	8710
Pump Drive Shaft Seal Kit; W/Saginaw P.S. Pump; ☆B	8709	Stg. Gear Complete Rebuilding Kit	8539
Stg. Gear Complete Rebuilding Kit	8539	Stg. Gear Major Seal Kit	7895
Stg. Gear Major Seal Kit	7895	Stg. Gear Input Shaft Seal Kit	8553
Stg. Gear Input Shaft Seal Kit	8553	Stg. Gear Complete Pitman Shaft Seal Kit	8759
Stg. Gear Complete Pitman Shaft Seal Kit	8759	Stg. Gear Lower Pitman Shaft Seal Kit	8517
Stg. Gear Lower Pitman Shaft Seal Kit	8517	Control Valve Seal Kit	8518
Control Valve Seal Kit	8518		

☆ See Pages A14 - A15 For Pump or Gear Identification.

⊙ Packaged one bushing per box, order as required.

SYSTEM PUMP & GEAR IDENT.

SYSTEM & COMPONENT IDENT.

PASS. CARS

LIGHT TRUCKS

MEDIUM/HEAVY TRUCKS

BUSES

HOSE NUMERICAL

REPAIR KITS

KIT NUMERICAL

ILLUSTRATIONS

Power Steering Repair Kits for Passenger Cars and Light Trucks

	Application	Kit No.	Application	Kit No.	
SYSTEM PUMP & GEAR IDENT.	PLYMOUTH - Continued		PLYMOUTH - Continued		
	SAVOY - Continued		SCAMP - Continued		
	1961 - Continued		1976-1975 - Continued		
	6-CYL. 225 ENG.; V-8 318 ENG.; V-8 361 ENG.; V-8 383 ENG.; V-8 413 ENG. - Continued		6-CYL. 225 ENG.; V-8 318 ENG. - Continued		
		Pump Drive Shaft Seal Kit; W/Chrysler P.S. Pump; W/Plain End Shaft; ☆D.....	8710	Control Valve Seal Kit.....	8518
		Stg. Gear Complete Rebuilding Kit.....	8538		
		Stg. Gear Major Seal Kit.....	8513		
		Stg. Gear Input Shaft Seal Kit.....	8553		
		Stg. Gear Complete Pitman Shaft Seal Kit.....	8765		
		Stg. Gear Lower Pitman Shaft Seal Kit.....	8516		
		Control Valve Seal Kit.....	8518		
		1960		1974-1973	
		6-CYL. 225 ENG.; V-8 318 ENG.; V-8 361 ENG.; V-8 383 ENG.		6-CYL. 198 ENG.; 6-CYL. 225 ENG.; V-8 318 ENG.	
		Pump Complete Rebuilding Kit; W/Chrysler P.S. Pump; W/Hex or Slotted End Shaft; ☆D.....	7900	Pump Complete Rebuilding Kit; W/Chrysler P.S. Pump; ☆D.....	8514
		Pump Complete Rebuilding Kit; W/Chrysler P.S. Pump; W/Plain End Shaft; ☆D.....	7899	Pump Complete Rebuilding Kit; W/Saginaw P.S. Pump; ☆B.....	7910
	Pump Seal Kit; W/Chrysler P.S. Pump; W/Hex or Slotted End Shaft; ☆D.....	7898	Pump Seal Kit; W/Chrysler P.S. Pump; ☆D.....	8507	
	Pump Seal Kit; W/Chrysler P.S. Pump; W/Plain End Shaft; ☆D.....	7897	Pump Seal Kit; W/Saginaw P.S. Pump; ☆B.....	7918	
	Pump Drive Shaft Seal Kit; W/Chrysler P.S. Pump; W/Plain End Shaft; ☆D.....	8710	Pump Drive Shaft Seal Kit; W/Chrysler P.S. Pump; ☆D.....	8708	
	Stg. Gear Complete Rebuilding Kit.....	8538	Pump Drive Shaft Seal Kit; W/Saginaw P.S. Pump; ☆B.....	8709	
	Stg. Gear Major Seal Kit.....	8513	Stg. Gear Complete Rebuilding Kit.....	8539	
	Stg. Gear Input Shaft Seal Kit.....	8553	Stg. Gear Major Seal Kit.....	7895	
	Stg. Gear Complete Pitman Shaft Seal Kit.....	8765	Stg. Gear Input Shaft Seal Kit.....	8553	
	Stg. Gear Lower Pitman Shaft Seal Kit.....	8516	Stg. Gear Complete Pitman Shaft Seal Kit.....	8759	
	Control Valve Seal Kit.....	8518	Stg. Gear Lower Pitman Shaft Seal Kit.....	8517	
			Control Valve Seal Kit.....	8518	
	1959		1972-1971		
	6-CYL. 230 ENG.; V-8 318 ENG.; V-8 361 ENG.		6-CYL. 198 ENG.; 6-CYL. 225 ENG.; V-8 318 ENG.		
	Pump Complete Rebuilding Kit; W/Chrysler P.S. Pump; W/Hex or Slotted End Shaft; ☆D.....	7900	Pump Complete Rebuilding Kit; W/Chrysler P.S. Pump; ☆D.....	8514	
	Pump Complete Rebuilding Kit; W/Chrysler P.S. Pump; W/Plain End Shaft; ☆D.....	7899	Pump Complete Rebuilding Kit; W/Saginaw P.S. Pump; ☆B.....	7910	
	Pump Seal Kit; W/Chrysler P.S. Pump; W/Hex or Slotted End Shaft; ☆D.....	7898	Pump Seal Kit; W/Chrysler P.S. Pump; ☆D.....	8507	
	Pump Seal Kit; W/Chrysler P.S. Pump; W/Plain End Shaft; ☆D.....	7897	Pump Seal Kit; W/Saginaw P.S. Pump; ☆B.....	7918	
	Pump Drive Shaft Seal Kit; W/Chrysler P.S. Pump; W/Plain End Shaft; ☆D.....	8710	Pump Drive Shaft Seal Kit; W/Chrysler P.S. Pump; ☆D.....	8708	
	Stg. Gear Complete Rebuilding Kit.....	8538	Pump Drive Shaft Seal Kit; W/Saginaw P.S. Pump; ☆B.....	8709	
	Stg. Gear Major Seal Kit.....	8513	Stg. Gear Complete Rebuilding Kit.....	8539	
	Stg. Gear Input Shaft Seal Kit.....	8553	Stg. Gear Major Seal Kit.....	7895	
	Stg. Gear Complete Pitman Shaft Seal Kit.....	8765	Stg. Gear Input Shaft Seal Kit.....	8553	
	Stg. Gear Lower Pitman Shaft Seal Kit.....	8516	Stg. Gear Complete Pitman Shaft Seal Kit.....	8759	
	Control Valve Seal Kit.....	8518	Stg. Gear Lower Pitman Shaft Seal Kit.....	8517	
			Control Valve Seal Kit.....	8518	
	1958		SCAMP PICKUP		
	6-CYL. 230 ENG.; V-8 318 ENG.		1983		
	Pump Complete Rebuilding Kit; W/Chrysler P.S. Pump; W/Hex or Slotted End Shaft; ☆D.....	7900	4-CYL. 2.2 L ENG.		
	Pump Complete Rebuilding Kit; W/Chrysler P.S. Pump; W/Plain End Shaft; ☆D.....	7899	Pump Complete Rebuilding Kit.....	7910	
	Pump Seal Kit; W/Chrysler P.S. Pump; W/Hex or Slotted End Shaft; ☆D.....	7898	Pump Seal Kit.....	7918	
	Pump Seal Kit; W/Chrysler P.S. Pump; W/Plain End Shaft; ☆D.....	7897	Pump Drive Shaft Seal Kit.....	8709	
	Pump Drive Shaft Seal Kit; W/Chrysler P.S. Pump; W/Plain End Shaft; ☆D.....	8710	Rack & Pinion Seal Kit; W/Plastic Rack Bulkhead.....	8610	
	Stg. Gear Complete Rebuilding Kit.....	8538	Rack & Pinion Lower Pinion Bearing Kit.....	8579	
	Stg. Gear Major Seal Kit.....	8513			
	Stg. Gear Input Shaft Seal Kit.....	8553	1991		
	Stg. Gear Complete Pitman Shaft Seal Kit.....	8765	4-CYL. 2.2 L ENG.; 4-CYL. 2.5 L ENG.		
	Stg. Gear Lower Pitman Shaft Seal Kit.....	8516	Pump Complete Rebuilding Kit.....	7910	
	Control Valve Seal Kit.....	8518	Pump Seal Kit.....	7918	
			Pump Drive Shaft Seal Kit.....	8709	
	SCAMP		Rack & Pinion Seal Kit; W/Plastic Rack Bulkhead.....	8610	
	1976-1975		Rack & Pinion Lower Pinion Bearing Kit.....	8579	
	6-CYL. 225 ENG.; V-8 318 ENG.				
	Pump Complete Rebuilding Kit; W/Chrysler P.S. Pump; ☆D.....	8514	1990-1989		
	Pump Complete Rebuilding Kit; W/Saginaw P.S. Pump; ☆B.....	7910	4-CYL. 2.2 L ENG.; 4-CYL. 2.5 L ENG.		
	Pump Seal Kit; W/Chrysler P.S. Pump; ☆D.....	8507	Pump Complete Rebuilding Kit; W/Saginaw P.S. Pump; ☆B.....	7910	
	Pump Seal Kit; W/Saginaw P.S. Pump; ☆B.....	7918	Pump Seal Kit; W/Saginaw P.S. Pump; ☆B.....	7918	
	Pump Drive Shaft Seal Kit; W/Chrysler P.S. Pump; ☆D.....	8708	Pump Seal Kit; W/ZF P.S. Pump.....	8632	
	Pump Drive Shaft Seal Kit; W/Saginaw P.S. Pump; ☆B.....	8709	Pump Drive Shaft Seal Kit; W/Saginaw P.S. Pump; ☆B.....	8709	
	Stg. Gear Complete Rebuilding Kit.....	8538	Rack & Pinion Seal Kit; W/Plastic Rack Bulkhead.....	8610	
	Stg. Gear Major Seal Kit.....	8513	Rack & Pinion Lower Pinion Bearing Kit.....	8579	
	Stg. Gear Input Shaft Seal Kit.....	8553			
	Stg. Gear Complete Pitman Shaft Seal Kit.....	8765	1988		
	Stg. Gear Lower Pitman Shaft Seal Kit.....	8516	4-CYL. 2.2 L ENG.; 4-CYL. 2.5 L ENG.		
	Control Valve Seal Kit.....	8518	Pump Complete Rebuilding Kit.....	7910	
			Pump Seal Kit.....	7918	
			Pump Drive Shaft Seal Kit.....	8709	
			Rack & Pinion Seal Kit; W/Plastic Rack Bulkhead.....	8610	
			Rack & Pinion Lower Pinion Bearing Kit.....	8579	
			1987		
			4-CYL. 2.2 L ENG.		
			Pump Complete Rebuilding Kit.....	7910	
			Pump Seal Kit.....	7918	

☆ See Pages A14 - A15 For Pump or Gear Identification.

⊗ Packaged one bushing per box, order as required.

Power Steering Repair Kits for Passenger Cars and Light Trucks

Application	Kit No.	Application	Kit No.
PLYMOUTH - Continued		PLYMOUTH - Continued	
SUNDANCE - Continued		VALIANT - Continued	
1987 - Continued		1976 - Continued	
4-CYL. 2.2 L ENG. - Continued		6-CYL. 225 ENG.; V-8 318 ENG.; V-8 360 ENG. - Continued	
Pump Drive Shaft Seal Kit.....	8709	Pump Complete Rebuilding Kit; W/Saginaw P.S. Pump; ☆B.....	7910
Rack & Pinion Seal Kit; W/Plastic Rack Bulkhead.....	8610	Pump Seal Kit; W/Chrysler P.S. Pump; ☆D.....	8507
Rack & Pinion Lower Pinion Bearing Kit.....	8579	Pump Seal Kit; W/Saginaw P.S. Pump; ☆B.....	7918
TRAILDUSTER		Pump Drive Shaft Seal Kit; W/Chrysler P.S. Pump; ☆D.....	8708
1981		Pump Drive Shaft Seal Kit; W/Saginaw P.S. Pump; ☆B.....	8709
V-8 5.2 L ENG.; V-8 5.9 L ENG.		Stg. Gear Complete Rebuilding Kit.....	8538
Pump Complete Rebuilding Kit.....	7910	Stg. Gear Major Seal Kit.....	8513
Pump Seal Kit.....	7918	Stg. Gear Input Shaft Seal Kit.....	8553
Pump Drive Shaft Seal Kit.....	8709	Stg. Gear Complete Pitman Shaft Seal Kit.....	8765
Stg. Gear Complete Rebuilding Kit.....	8524	Stg. Gear Lower Pitman Shaft Seal Kit.....	8516
Stg. Gear Major Seal Kit.....	8523	Control Valve Seal Kit.....	8518
Stg. Gear Input Shaft Seal Kit.....	8525	1975	
Stg. Gear Complete Pitman Shaft Seal Kit.....	8766	6-CYL. 225 ENG.; V-8 318 ENG.	
Stg. Gear Lower Pitman Shaft Seal Kit.....	7856	Pump Complete Rebuilding Kit; W/Chrysler P.S. Pump; ☆D.....	8514
1980		Pump Complete Rebuilding Kit; W/Saginaw P.S. Pump; ☆B.....	7910
6-CYL. 3.7 L ENG.; V-8 5.2 L ENG.; V-8 5.9 L ENG.		Pump Seal Kit; W/Chrysler P.S. Pump; ☆D.....	8507
Pump Complete Rebuilding Kit.....	7910	Pump Seal Kit; W/Saginaw P.S. Pump; ☆B.....	7918
Pump Seal Kit.....	7918	Pump Drive Shaft Seal Kit; W/Chrysler P.S. Pump; ☆D.....	8708
Pump Drive Shaft Seal Kit.....	8709	Pump Drive Shaft Seal Kit; W/Saginaw P.S. Pump; ☆B.....	8709
Stg. Gear Complete Rebuilding Kit.....	8524	Stg. Gear Complete Rebuilding Kit.....	8538
Stg. Gear Major Seal Kit.....	8523	Stg. Gear Major Seal Kit.....	8513
Stg. Gear Input Shaft Seal Kit.....	8525	Stg. Gear Input Shaft Seal Kit.....	8553
Stg. Gear Complete Pitman Shaft Seal Kit.....	8766	Stg. Gear Complete Pitman Shaft Seal Kit.....	8765
Stg. Gear Lower Pitman Shaft Seal Kit.....	7856	Stg. Gear Lower Pitman Shaft Seal Kit.....	8516
1979		Control Valve Seal Kit.....	8518
6-CYL. 225 ENG.; V-8 318 ENG.; V-8 360 ENG.		1974	
Pump Complete Rebuilding Kit.....	7910	6-CYL. 198 ENG.; 6-CYL. 225 ENG.; V-8 318 ENG.; V-8 360 ENG.	
Pump Seal Kit.....	7918	Pump Complete Rebuilding Kit; W/Chrysler P.S. Pump; ☆D.....	8514
Pump Drive Shaft Seal Kit.....	8709	Pump Complete Rebuilding Kit; W/Saginaw P.S. Pump; ☆B.....	7910
Stg. Gear Complete Rebuilding Kit.....	8524	Pump Seal Kit; W/Chrysler P.S. Pump; ☆D.....	8507
Stg. Gear Major Seal Kit.....	8523	Pump Seal Kit; W/Saginaw P.S. Pump; ☆B.....	7918
Stg. Gear Input Shaft Seal Kit.....	8525	Pump Drive Shaft Seal Kit; W/Chrysler P.S. Pump; ☆D.....	8708
Stg. Gear Complete Pitman Shaft Seal Kit.....	8766	Pump Drive Shaft Seal Kit; W/Saginaw P.S. Pump; ☆B.....	8709
Stg. Gear Lower Pitman Shaft Seal Kit.....	7856	Stg. Gear Complete Rebuilding Kit.....	8538
1978-1976		Stg. Gear Major Seal Kit.....	8513
6-CYL. 225 ENG.; V-8 318 ENG.; V-8 360 ENG.; V-8 400 ENG.; V-8 440 ENG.		Stg. Gear Input Shaft Seal Kit.....	8553
Pump Complete Rebuilding Kit.....	7910	Stg. Gear Complete Pitman Shaft Seal Kit.....	8765
Pump Seal Kit.....	7918	Stg. Gear Lower Pitman Shaft Seal Kit.....	8516
Pump Drive Shaft Seal Kit.....	8709	Control Valve Seal Kit.....	8518
Stg. Gear Complete Rebuilding Kit.....	7857	1973	
Stg. Gear Major Seal Kit.....	7859	6-CYL. 198 ENG.; 6-CYL. 225 ENG.; V-8 318 ENG.	
Stg. Gear Input Shaft Seal Kit.....	7095	Pump Complete Rebuilding Kit; W/Chrysler P.S. Pump; ☆D.....	8514
Stg. Gear Complete Pitman Shaft Seal Kit.....	8766	Pump Complete Rebuilding Kit; W/Saginaw P.S. Pump; ☆B.....	7910
Stg. Gear Lower Pitman Shaft Seal Kit.....	7856	Pump Seal Kit; W/Chrysler P.S. Pump; ☆D.....	8507
1975		Pump Seal Kit; W/Saginaw P.S. Pump; ☆B.....	7918
6-CYL. 225 ENG.; V-8 318 ENG.; V-8 360 ENG.; V-8 440 ENG.		Pump Drive Shaft Seal Kit; W/Chrysler P.S. Pump; ☆D.....	8708
Pump Complete Rebuilding Kit.....	7910	Pump Drive Shaft Seal Kit; W/Saginaw P.S. Pump; ☆B.....	8709
Pump Seal Kit.....	7918	Stg. Gear Complete Rebuilding Kit.....	8538
Pump Drive Shaft Seal Kit.....	8709	Stg. Gear Major Seal Kit.....	8513
Stg. Gear Complete Rebuilding Kit.....	7857	Stg. Gear Input Shaft Seal Kit.....	8553
Stg. Gear Major Seal Kit.....	7859	Stg. Gear Complete Pitman Shaft Seal Kit.....	8765
Stg. Gear Input Shaft Seal Kit.....	7095	Stg. Gear Lower Pitman Shaft Seal Kit.....	8516
Stg. Gear Complete Pitman Shaft Seal Kit.....	8766	Control Valve Seal Kit.....	8518
Stg. Gear Lower Pitman Shaft Seal Kit.....	7856	1972-1970	
1974		6-CYL. 198 ENG.; 6-CYL. 225 ENG.; V-8 318 ENG.	
6-CYL. 225 ENG.; V-8 318 ENG.; V-8 360 ENG.; V-8 400 ENG.; V-8 440 ENG.		Pump Complete Rebuilding Kit; W/Chrysler P.S. Pump; ☆D.....	8514
Pump Complete Rebuilding Kit.....	7910	Pump Complete Rebuilding Kit; W/Saginaw P.S. Pump; ☆B.....	7910
Pump Seal Kit.....	7918	Pump Seal Kit; W/Chrysler P.S. Pump; ☆D.....	8507
Pump Drive Shaft Seal Kit.....	8709	Pump Seal Kit; W/Saginaw P.S. Pump; ☆B.....	7918
Stg. Gear Complete Rebuilding Kit.....	7857	Pump Drive Shaft Seal Kit; W/Chrysler P.S. Pump; ☆D.....	8708
Stg. Gear Major Seal Kit.....	7859	Pump Drive Shaft Seal Kit; W/Saginaw P.S. Pump; ☆B.....	8709
Stg. Gear Input Shaft Seal Kit.....	7095	Stg. Gear Complete Rebuilding Kit.....	8539
Stg. Gear Complete Pitman Shaft Seal Kit.....	8766	Stg. Gear Major Seal Kit.....	7895
Stg. Gear Lower Pitman Shaft Seal Kit.....	7856	Stg. Gear Input Shaft Seal Kit.....	8553
VALIANT		Stg. Gear Complete Pitman Shaft Seal Kit.....	8759
1976		Stg. Gear Lower Pitman Shaft Seal Kit.....	8517
6-CYL. 225 ENG.; V-8 318 ENG.; V-8 360 ENG.		Control Valve Seal Kit.....	8518
Pump Complete Rebuilding Kit; W/Chrysler P.S. Pump; ☆D.....	8514	1969	

☆ See Pages A14 - A15 For Pump or Gear Identification.

☛ Packaged one bushing per box, order as required.

SYSTEM PUMP & GEAR IDENT.

SYSTEM & COMPONENT IDENT.

PASS. CARS

LIGHT TRUCKS

MEDIUM/HEAVY TRUCKS

BUSES

HOSE NUMERICAL

REPAIR KITS

KIT NUMERICAL

ILLUSTRATIONS

Power Steering Repair Kits for Passenger Cars and Light Trucks

	Application	Kit No.	Application	Kit No.
SYSTEM PUMP & GEAR IDENT.	PLYMOUTH - Continued		PLYMOUTH - Continued	
SYSTEM & COMPONENT IDENT.	VALIANT - Continued		VOLARE - Continued	
PASS. CARS	1969 - Continued 6-CYL. 170 ENG.; 6-CYL. 225 ENG.; V-8 273 ENG.; V-8 318 ENG. - Continued Pump Seal Kit; W/Saginaw P.S. Pump; ☆B 7918 Pump Drive Shaft Seal Kit; W/Chrysler P.S. Pump; ☆D 8708 Pump Drive Shaft Seal Kit; W/Saginaw P.S. Pump; ☆B 8709 Stg. Gear Complete Rebuilding Kit 8539 Stg. Gear Major Seal Kit 7895 Stg. Gear Input Shaft Seal Kit 8553 Stg. Gear Complete Pitman Shaft Seal Kit 8759 Stg. Gear Lower Pitman Shaft Seal Kit 8517 Control Valve Seal Kit 8518		1979-1976 - Continued 6-CYL. 225 ENG.; V-8 318 ENG.; V-8 360 ENG. - Continued Pump Complete Rebuilding Kit; W/Saginaw P.S. Pump; ☆B 7910 Pump Seal Kit; W/Chrysler P.S. Pump; ☆D 8507 Pump Seal Kit; W/Saginaw P.S. Pump; ☆B 7918 Pump Drive Shaft Seal Kit; W/Chrysler P.S. Pump; ☆D 8708 Pump Drive Shaft Seal Kit; W/Saginaw P.S. Pump; ☆B 8709 Stg. Gear Complete Rebuilding Kit 8538 Stg. Gear Major Seal Kit 8513 Stg. Gear Input Shaft Seal Kit 8553 Stg. Gear Complete Pitman Shaft Seal Kit 8765 Stg. Gear Lower Pitman Shaft Seal Kit 8516 Control Valve Seal Kit 8518	
LIGHT TRUCKS	1968 6-CYL. 170 ENG.; 6-CYL. 225 ENG.; V-8 273 ENG.; V-8 318 ENG. Pump Complete Rebuilding Kit 7899 Pump Seal Kit 7897 Pump Drive Shaft Seal Kit 8710 Stg. Gear Complete Rebuilding Kit 8539 Stg. Gear Major Seal Kit 7895 Stg. Gear Input Shaft Seal Kit 8553 Stg. Gear Complete Pitman Shaft Seal Kit 8759 Stg. Gear Lower Pitman Shaft Seal Kit 8517 Control Valve Seal Kit 8518		VOYAGER 1995-1991 4-CYL. 2.5 L ENG.; V-6 3.0 L ENG.; V-6 3.3 L ENG. Pump Complete Rebuilding Kit 7910 Pump Seal Kit 7918 Pump Drive Shaft Seal Kit 8709 Rack & Pinion Seal Kit; W/Plastic Rack Bulkhead 8610 Rack & Pinion Lower Pinion Bearing Kit 8579	
MEDIUM/HEAVY TRUCKS	1967-1964 6-CYL. 170 ENG.; 6-CYL. 225 ENG.; V-8 273 ENG. Pump Complete Rebuilding Kit 7899 Pump Seal Kit 7897 Pump Drive Shaft Seal Kit 8710 Stg. Gear Complete Rebuilding Kit 8539 Stg. Gear Major Seal Kit 7895 Stg. Gear Input Shaft Seal Kit 8553 Stg. Gear Complete Pitman Shaft Seal Kit 8759 Stg. Gear Lower Pitman Shaft Seal Kit 8517 Control Valve Seal Kit 8518		1990-1988 4-CYL. 2.5 L ENG.; V-6 3.0 L ENG. Pump Complete Rebuilding Kit 7910 Pump Seal Kit 7918 Pump Drive Shaft Seal Kit 8709 Rack & Pinion Seal Kit; W/Plastic Rack Bulkhead 8610 Rack & Pinion Lower Pinion Bearing Kit 8579	
BUSES	1963-1962 6-CYL. 170 ENG.; 6-CYL. 225 ENG. Pump Complete Rebuilding Kit 7899 Pump Seal Kit 7897 Pump Drive Shaft Seal Kit 8710 Stg. Gear Complete Rebuilding Kit 8539 Stg. Gear Major Seal Kit 7895 Stg. Gear Input Shaft Seal Kit 8553 Stg. Gear Complete Pitman Shaft Seal Kit 8759 Stg. Gear Lower Pitman Shaft Seal Kit 8517 Control Valve Seal Kit 8518		1987 4-CYL. 2.2 L ENG.; 4-CYL. 2.5 L ENG.; 4-CYL. 2.6 L ENG.; V-6 3.0 L ENG. Pump Complete Rebuilding Kit 7910 Pump Seal Kit 7918 Pump Drive Shaft Seal Kit 8709 Rack & Pinion Seal Kit; W/Plastic Rack Bulkhead 8610 Rack & Pinion Lower Pinion Bearing Kit 8579	
HOSE NUMERICAL	1961 6-CYL. 170 ENG.; 6-CYL. 225 ENG. Pump Complete Rebuilding Kit 7899 Pump Seal Kit 7897 Pump Drive Shaft Seal Kit 8710 Control Valve Seal Kit 8518		1986-1984 4-CYL. 2.2 L ENG.; 4-CYL. 2.6 L ENG. Pump Complete Rebuilding Kit 7910 Pump Seal Kit 7918 Pump Drive Shaft Seal Kit 8709 Rack & Pinion Seal Kit; W/Plastic Rack Bulkhead 8610 Rack & Pinion Lower Pinion Bearing Kit 8579	
REPAIR KITS	1960 6-CYL. 170 ENG. Pump Complete Rebuilding Kit 7899 Pump Seal Kit 7897 Pump Drive Shaft Seal Kit 8710 Control Valve Seal Kit 8518		PONTIAC ACADIAN 1987 4-CYL. 1.6 L ENG. (CANADA) Pump Complete Rebuilding Kit 8630 Pump Seal Kit 8631 Pump Drive Shaft Seal Kit 8709 Rack & Pinion Seal Kit 8584 Rack & Pinion Upper Pinion Bearing Kit 8571 Rack & Pinion Lower Pinion Bearing Kit 8572	
KIT NUMERICAL	VOLARE 1980 6-CYL. 3.7 L ENG.; V-8 5.2 L ENG. Pump Complete Rebuilding Kit 7910 Pump Seal Kit 7918 Pump Drive Shaft Seal Kit 8709 Stg. Gear Complete Rebuilding Kit 8538 Stg. Gear Major Seal Kit 8513 Stg. Gear Input Shaft Seal Kit 8553 Stg. Gear Complete Pitman Shaft Seal Kit 8765 Stg. Gear Lower Pitman Shaft Seal Kit 8516 Control Valve Seal Kit 8518		1986-1984 4-CYL. 1.6 L ENG. (CANADA); 4-CYL. 1.8 L DIESEL ENG. (CANADA) Pump Complete Rebuilding Kit 8630 Pump Seal Kit 8631 Pump Drive Shaft Seal Kit 8709 Rack & Pinion Seal Kit 8584 Rack & Pinion Upper Pinion Bearing Kit 8571 Rack & Pinion Lower Pinion Bearing Kit 8572	
ILLUSTRATIONS	1979-1976 6-CYL. 225 ENG.; V-8 318 ENG.; V-8 360 ENG. Pump Complete Rebuilding Kit; W/Chrysler P.S. Pump; ☆D 8514		1983-1981 4-CYL. 1.6 L ENG. (CANADA); 4-CYL. 1.8 L DIESEL ENG. (CANADA) Pump Complete Rebuilding Kit 8630 Pump Seal Kit 8631 Pump Drive Shaft Seal Kit 8709 Rack & Pinion Seal Kit 8609 Rack & Pinion Upper Pinion Bearing Kit 8571	

☆ See Pages A14 - A15 For Pump or Gear Identification.

⊗ Packaged one bushing per box, order as required.

Power Steering Repair Kits for Passenger Cars and Light Trucks

Application	Kit No.	Application	Kit No.
PONTIAC - Continued		PONTIAC - Continued	
ACADIAN - Continued		ACADIAN - Continued	
1983-1981 - Continued		1963-1962	
4-CYL. 1.6 L ENG. (CANADA); 4-CYL. 1.8 L DIESEL ENG. (CANADA) - Continued		4-CYL. 153 (CANADA) ENG.; 6-CYL. 194 (CANADA) ENG.	
Rack & Pinion Lower Pinion Bearing Kit.....	8572	Pump Complete Rebuilding Kit.....	7910
1971		Pump Seal Kit.....	7918
6-CYL. 250 (CANADA) ENG.; V-8 307 (CANADA) ENG.; V-8 350 (CANADA) ENG.		Pump Drive Shaft Seal Kit.....	8709
Pump Complete Rebuilding Kit.....	7910	Stg. Gear Complete Rebuilding Kit.....	7858
Pump Seal Kit.....	7918	Stg. Gear Major Seal Kit.....	7860
Pump Drive Shaft Seal Kit.....	8709	Stg. Gear Input Shaft Seal Kit.....	7095
Stg. Gear Complete Rebuilding Kit.....	7858	Stg. Gear Complete Pitman Shaft Seal Kit.....	8766
Stg. Gear Major Seal Kit.....	7860	Stg. Gear Lower Pitman Shaft Seal Kit.....	7856
Stg. Gear Input Shaft Seal Kit.....	7095	ASTRE	
Stg. Gear Complete Pitman Shaft Seal Kit.....	8766	1977	
Stg. Gear Lower Pitman Shaft Seal Kit.....	7856	4-CYL. 140 ENG.; 4-CYL. 151 ENG.	
1970		Pump Complete Rebuilding Kit.....	7910
4-CYL. 153 (CANADA) ENG.; 6-CYL. 230 (CANADA) ENG.; 6-CYL. 250 (CANADA) ENG.; V-8 307 (CANADA) ENG.; V-8 350 (CANADA) ENG.		Pump Seal Kit.....	7918
Pump Complete Rebuilding Kit.....	7910	Pump Drive Shaft Seal Kit.....	8709
Pump Seal Kit.....	7918	Stg. Gear Complete Rebuilding Kit; W/4-Bolt Gear Housing.....	7858
Pump Drive Shaft Seal Kit.....	8709	Stg. Gear Complete Rebuilding Kit; W/Ring Retained Housing.....	8529
Stg. Gear Complete Rebuilding Kit.....	7858	Stg. Gear Major Seal Kit; W/4-Bolt Gear Housing.....	7860
Stg. Gear Major Seal Kit.....	7860	Stg. Gear Major Seal Kit; W/Ring Retained Housing.....	8528
Stg. Gear Input Shaft Seal Kit.....	7095	Stg. Gear Input Shaft Seal Kit.....	7095
Stg. Gear Complete Pitman Shaft Seal Kit.....	8766	Stg. Gear Complete Pitman Shaft Seal Kit; W/4-Bolt Gear Housing.....	8766
Stg. Gear Lower Pitman Shaft Seal Kit.....	7856	Stg. Gear Complete Pitman Shaft Seal Kit; W/Ring Retained Housing.....	8767
1969-1968		Stg. Gear Lower Pitman Shaft Seal Kit; W/4-Bolt Gear Housing.....	7856
4-CYL. 153 (CANADA) ENG.; 6-CYL. 230 (CANADA) ENG.; 6-CYL. 250 (CANADA) ENG.; V-8 307 (CANADA) ENG.; V-8 327 (CANADA) ENG.; V-8 350 (CANADA) ENG.		Stg. Gear Lower Pitman Shaft Seal Kit; W/Ring Retained Housing.....	8530
Pump Complete Rebuilding Kit.....	7910	1976-1975	
Pump Seal Kit.....	7918	4-CYL. 140 ENG.	
Pump Drive Shaft Seal Kit.....	8709	Pump Complete Rebuilding Kit.....	7910
Stg. Gear Complete Rebuilding Kit.....	7858	Pump Seal Kit.....	7918
Stg. Gear Major Seal Kit.....	7860	Pump Drive Shaft Seal Kit.....	8709
Stg. Gear Input Shaft Seal Kit.....	7095	Stg. Gear Complete Rebuilding Kit; W/4-Bolt Gear Housing.....	7858
Stg. Gear Complete Pitman Shaft Seal Kit.....	8766	Stg. Gear Complete Rebuilding Kit; W/Ring Retained Housing.....	8529
Stg. Gear Lower Pitman Shaft Seal Kit.....	7856	Stg. Gear Major Seal Kit; W/4-Bolt Gear Housing.....	7860
1967		Stg. Gear Major Seal Kit; W/Ring Retained Housing.....	8528
4-CYL. 153 (CANADA) ENG.; 6-CYL. 194 (CANADA) ENG.; 6-CYL. 230 (CANADA) ENG.; 6-CYL. 250 (CANADA) ENG.; V-8 283 (CANADA) ENG.; V-8 327 (CANADA) ENG.		Stg. Gear Input Shaft Seal Kit.....	7095
Pump Complete Rebuilding Kit.....	7910	Stg. Gear Complete Pitman Shaft Seal Kit; W/4-Bolt Gear Housing.....	8766
Pump Seal Kit.....	7918	Stg. Gear Complete Pitman Shaft Seal Kit; W/Ring Retained Housing.....	8767
Pump Drive Shaft Seal Kit.....	8709	Stg. Gear Lower Pitman Shaft Seal Kit; W/4-Bolt Gear Housing.....	7856
Stg. Gear Complete Rebuilding Kit.....	7858	Stg. Gear Lower Pitman Shaft Seal Kit; W/Ring Retained Housing.....	8530
Stg. Gear Major Seal Kit.....	7860	1974-1973	
Stg. Gear Input Shaft Seal Kit.....	7095	4-CYL. 140 (CANADA) ENG.	
Stg. Gear Complete Pitman Shaft Seal Kit.....	8766	Pump Complete Rebuilding Kit.....	7910
Stg. Gear Lower Pitman Shaft Seal Kit.....	7856	Pump Seal Kit.....	7918
1966-1965		Pump Drive Shaft Seal Kit.....	8709
4-CYL. 153 (CANADA) ENG.; 6-CYL. 194 (CANADA) ENG.; 6-CYL. 230 (CANADA) ENG.; V-8 283 (CANADA) ENG.; V-8 327 (CANADA) ENG.		Stg. Gear Complete Rebuilding Kit.....	7858
Pump Complete Rebuilding Kit.....	7910	Stg. Gear Major Seal Kit.....	7860
Pump Seal Kit.....	7918	Stg. Gear Input Shaft Seal Kit.....	7095
Pump Drive Shaft Seal Kit.....	8709	Stg. Gear Complete Pitman Shaft Seal Kit.....	8766
Stg. Gear Complete Rebuilding Kit.....	7858	Stg. Gear Lower Pitman Shaft Seal Kit.....	7856
Stg. Gear Major Seal Kit.....	7860	BONNEVILLE	
Stg. Gear Input Shaft Seal Kit.....	7095	1995-1992	
Stg. Gear Complete Pitman Shaft Seal Kit.....	8766	V-6 3.8 L ENG.	
Stg. Gear Lower Pitman Shaft Seal Kit.....	7856	Pump Seal Kit; W/Electronic Variable Assist.....	8793
1964		Pump Seal Kit; W/O Electronic Variable Assist.....	8624
4-CYL. 153 (CANADA) ENG.; 6-CYL. 194 (CANADA) ENG.; 6-CYL. 230 (CANADA) ENG.; V-8 283 (CANADA) ENG.		Pump Drive Shaft Seal Kit.....	8709
Pump Complete Rebuilding Kit.....	7910	Rack & Pinion Seal Kit.....	8785
Pump Seal Kit.....	7918	Rack & Pinion Upper Pinion Bearing Kit.....	8571
Pump Drive Shaft Seal Kit.....	8709	Rack & Pinion Lower Pinion Bearing Kit.....	8572
Stg. Gear Complete Rebuilding Kit.....	7858	1991-1987	
Stg. Gear Major Seal Kit.....	7860	V-6 3.8 L ENG.	
Stg. Gear Input Shaft Seal Kit.....	7095	Pump Complete Rebuilding Kit.....	8561
Stg. Gear Complete Pitman Shaft Seal Kit.....	8766	Pump Seal Kit.....	8554
Stg. Gear Lower Pitman Shaft Seal Kit.....	7856	Pump Drive Shaft Seal Kit.....	8712
1963		Rack & Pinion Seal Kit.....	8580
4-CYL. 153 (CANADA) ENG.; 6-CYL. 194 (CANADA) ENG.; 6-CYL. 230 (CANADA) ENG.; V-8 283 (CANADA) ENG.		Rack & Pinion Upper Pinion Bearing Kit.....	8571
Pump Complete Rebuilding Kit.....	7910	Rack & Pinion Lower Pinion Bearing Kit.....	8572
Pump Seal Kit.....	7918	1986	
Pump Drive Shaft Seal Kit.....	8709	V-6 3.8 L ENG.; V-6 4.3 L ENG.; V-8 5.0 L ENG.	
Stg. Gear Complete Rebuilding Kit.....	7858	Pump Complete Rebuilding Kit.....	7910
Stg. Gear Major Seal Kit.....	7860	Pump Seal Kit.....	7918
Stg. Gear Input Shaft Seal Kit.....	7095	Pump Drive Shaft Seal Kit.....	8709
Stg. Gear Complete Pitman Shaft Seal Kit.....	8766		
Stg. Gear Lower Pitman Shaft Seal Kit.....	7856		

☆ See Pages A14 - A15 For Pump or Gear Identification.

⊗ Packaged one bushing per box, order as required.

SYSTEM PUMP & GEAR IDENT.

SYSTEM & COMPONENT IDENT.

PASS. CARS

LIGHT TRUCKS

MEDIUM/HEAVY TRUCKS

BUSES

HOSE NUMERICAL

REPAIR KITS

KIT NUMERICAL

ILLUSTRATIONS

Power Steering Repair Kits for Passenger Cars and Light Trucks

	Application	Kit No.	Application	Kit No.
SYSTEM PUMP & GEAR IDENT.	PONTIAC - Continued		PONTIAC - Continued	
	BONNEVILLE - Continued		BONNEVILLE - Continued	
	1986 - Continued		1978 - Continued	
	V-6 3.8 L ENG.; V-6 4.3 L ENG.; V-8 5.0 L ENG. - Continued		V-8 301 ENG.; V-8 350 ENG.; V-8 400 ENG.; V-8 403 ENG.	
	Stg. Gear Complete Rebuilding Kit.....	8522	- Continued	
	Stg. Gear Major Seal Kit.....	8521	Stg. Gear Complete Rebuilding Kit.....	7858
	Stg. Gear Input Shaft Seal Kit.....	8525	Stg. Gear Major Seal Kit.....	7860
	Stg. Gear Complete Pitman Shaft Seal Kit.....	8766	Stg. Gear Input Shaft Seal Kit.....	7095
	Stg. Gear Lower Pitman Shaft Seal Kit.....	7856	Stg. Gear Complete Pitman Shaft Seal Kit.....	8766
			Stg. Gear Lower Pitman Shaft Seal Kit.....	7856
SYSTEM & COMPONENT IDENT.	1985		1977	
	V-6 3.8 L ENG.; V-8 5.0 L ENG.		V-8 301 ENG.; V-8 305 ENG.; V-8 350 ENG.; V-8 400 ENG.; V-8 403 ENG.	
	Pump Complete Rebuilding Kit.....	7910	Pump Complete Rebuilding Kit.....	7910
	Pump Seal Kit.....	7918	Pump Seal Kit.....	7918
	Pump Drive Shaft Seal Kit.....	8709	Pump Drive Shaft Seal Kit.....	8709
	Stg. Gear Complete Rebuilding Kit.....	8522	Stg. Gear Complete Rebuilding Kit.....	7858
	Stg. Gear Major Seal Kit.....	8521	Stg. Gear Major Seal Kit.....	7860
	Stg. Gear Input Shaft Seal Kit.....	8525	Stg. Gear Input Shaft Seal Kit.....	7095
	Stg. Gear Complete Pitman Shaft Seal Kit.....	8766	Stg. Gear Complete Pitman Shaft Seal Kit.....	8766
	Stg. Gear Lower Pitman Shaft Seal Kit.....	7856	Stg. Gear Lower Pitman Shaft Seal Kit.....	7856
PASS. CARS	1984-1983		1976	
	V-6 3.8 L ENG.; V-8 5.0 L ENG.; V-8 5.7 L DIESEL ENG.		V-8 400 ENG.; V-8 455 ENG.	
	Pump Complete Rebuilding Kit.....	7910	Pump Complete Rebuilding Kit.....	7910
	Pump Seal Kit.....	7918	Pump Seal Kit.....	7918
	Pump Drive Shaft Seal Kit.....	8709	Pump Drive Shaft Seal Kit.....	8709
	Stg. Gear Complete Rebuilding Kit.....	8522	Stg. Gear Complete Rebuilding Kit.....	7858
	Stg. Gear Major Seal Kit.....	8521	Stg. Gear Major Seal Kit.....	7860
	Stg. Gear Input Shaft Seal Kit.....	8525	Stg. Gear Input Shaft Seal Kit.....	7095
	Stg. Gear Complete Pitman Shaft Seal Kit.....	8766	Stg. Gear Complete Pitman Shaft Seal Kit.....	8766
	Stg. Gear Lower Pitman Shaft Seal Kit.....	7856	Stg. Gear Lower Pitman Shaft Seal Kit.....	7856
LIGHT TRUCKS	1982		1975-1970	
	V-6 3.8 L ENG.; V-6 4.1 L ENG.; V-8 5.7 L DIESEL ENG.		V-8 400 ENG.; V-8 455 ENG.	
	Pump Complete Rebuilding Kit.....	7910	Pump Complete Rebuilding Kit.....	7910
	Pump Seal Kit.....	7918	Pump Seal Kit.....	7918
	Pump Drive Shaft Seal Kit.....	8709	Pump Drive Shaft Seal Kit.....	8709
	Stg. Gear Complete Rebuilding Kit.....	8522	Stg. Gear Complete Rebuilding Kit.....	7857
	Stg. Gear Major Seal Kit.....	8521	Stg. Gear Major Seal Kit.....	7859
	Stg. Gear Input Shaft Seal Kit.....	8525	Stg. Gear Input Shaft Seal Kit.....	7095
	Stg. Gear Complete Pitman Shaft Seal Kit.....	8766	Stg. Gear Complete Pitman Shaft Seal Kit.....	8766
	Stg. Gear Lower Pitman Shaft Seal Kit.....	7856	Stg. Gear Lower Pitman Shaft Seal Kit.....	7856
MEDIUM/HEAVY TRUCKS	1981		1969-1967	
	V-6 3.8 L ENG.; V-8 4.3 L ENG.; V-8 5.0 L ENG.; V-8 5.7 L DIESEL ENG.		V-8 400 ENG.; V-8 428 ENG.	
	Pump Complete Rebuilding Kit.....	7910	Pump Complete Rebuilding Kit.....	7910
	Pump Seal Kit.....	7918	Pump Seal Kit.....	7918
	Pump Drive Shaft Seal Kit.....	8709	Pump Drive Shaft Seal Kit.....	8709
	Stg. Gear Complete Rebuilding Kit.....	8522	Stg. Gear Complete Rebuilding Kit.....	7857
	Stg. Gear Major Seal Kit.....	8521	Stg. Gear Major Seal Kit.....	7859
	Stg. Gear Input Shaft Seal Kit.....	8525	Stg. Gear Input Shaft Seal Kit.....	7095
	Stg. Gear Complete Pitman Shaft Seal Kit.....	8766	Stg. Gear Complete Pitman Shaft Seal Kit.....	8766
	Stg. Gear Lower Pitman Shaft Seal Kit.....	7856	Stg. Gear Lower Pitman Shaft Seal Kit.....	7856
BUSES	1980		1966-1964	
	V-6 3.8 L ENG.; V-8 4.3 L ENG.; V-8 4.9 L ENG.; V-8 5.7 L ENG.; V-8 5.7 L DIESEL ENG.		V-8 389 ENG.; V-8 421 ENG.	
	Pump Complete Rebuilding Kit.....	7910	Pump Seal Kit.....	8755
	Pump Seal Kit.....	7918	Pump Drive Shaft Seal Kit.....	8711
	Pump Drive Shaft Seal Kit.....	8709	Stg. Gear Complete Rebuilding Kit.....	7857
	Stg. Gear Complete Rebuilding Kit.....	8522	Stg. Gear Major Seal Kit.....	7859
	Stg. Gear Major Seal Kit.....	8521	Stg. Gear Input Shaft Seal Kit.....	7095
	Stg. Gear Input Shaft Seal Kit.....	8525	Stg. Gear Complete Pitman Shaft Seal Kit.....	8766
	Stg. Gear Complete Pitman Shaft Seal Kit.....	8766	Stg. Gear Lower Pitman Shaft Seal Kit.....	7856
	Stg. Gear Lower Pitman Shaft Seal Kit.....	7856		
HOSE NUMERICAL	1979		1963	
	V-8 301 ENG.; V-8 350 ENG.; V-8 403 ENG.		V-8 389 ENG.; V-8 421 ENG.	
	Pump Complete Rebuilding Kit.....	7910	Pump Seal Kit.....	8754
	Pump Seal Kit.....	7918	Pump Drive Shaft Seal Kit.....	8709
	Pump Drive Shaft Seal Kit.....	8709	Stg. Gear Complete Rebuilding Kit.....	7857
	Stg. Gear Complete Rebuilding Kit.....	7858	Stg. Gear Major Seal Kit.....	7859
	Stg. Gear Major Seal Kit.....	7860	Stg. Gear Input Shaft Seal Kit.....	7095
	Stg. Gear Input Shaft Seal Kit.....	7095	Stg. Gear Complete Pitman Shaft Seal Kit.....	8766
	Stg. Gear Complete Pitman Shaft Seal Kit.....	8766	Stg. Gear Lower Pitman Shaft Seal Kit.....	7856
	Stg. Gear Lower Pitman Shaft Seal Kit.....	7856		
REPAIR KITS	1978		1962-1961	
	V-8 301 ENG.; V-8 350 ENG.; V-8 400 ENG.; V-8 403 ENG.		V-8 389 ENG.	
	Pump Complete Rebuilding Kit.....	7910	Pump Seal Kit.....	8754
	Pump Seal Kit.....	7918	Pump Drive Shaft Seal Kit.....	8709
	Pump Drive Shaft Seal Kit.....	8709	Stg. Gear Complete Rebuilding Kit.....	7857
	Stg. Gear Complete Rebuilding Kit.....	7858	Stg. Gear Major Seal Kit.....	7859
	Stg. Gear Major Seal Kit.....	7860	Stg. Gear Input Shaft Seal Kit.....	7095
	Stg. Gear Input Shaft Seal Kit.....	7095	Stg. Gear Complete Pitman Shaft Seal Kit.....	8766
	Stg. Gear Complete Pitman Shaft Seal Kit.....	8766	Stg. Gear Lower Pitman Shaft Seal Kit.....	7856
	Stg. Gear Lower Pitman Shaft Seal Kit.....	7856		
KIT NUMERICAL				
ILLUSTRATIONS				

☆ See Pages A14 - A15 For Pump or Gear Identification.

⊛ Packaged one bushing per box, order as required.

Power Steering Repair Kits for Passenger Cars and Light Trucks

Application	Kit No.	Application	Kit No.
PONTIAC - Continued		PONTIAC - Continued	
BONNEVILLE - Continued		CATALINA - Continued	
1962-1961 - Continued		1977 - Continued	
V-8 389 ENG. - Continued		6-CYL. 250 (CANADA) ENG.; V-6 231 ENG.; V-8 301 ENG.; V-8 305 ENG.; V-8 350 ENG.; V-8 400 ENG.; V-8 403 ENG.	
Stg. Gear Complete Pitman Shaft Seal Kit.....	8766	- Continued	
Stg. Gear Lower Pitman Shaft Seal Kit.....	7856	Pump Drive Shaft Seal Kit.....	8709
1960		Stg. Gear Complete Rebuilding Kit.....	7858
V-8 389 ENG.		Stg. Gear Major Seal Kit.....	7860
Pump Seal Kit; Late.....	8754	Stg. Gear Input Shaft Seal Kit.....	7095
Pump Drive Shaft Seal Kit; Late.....	8709	Stg. Gear Complete Pitman Shaft Seal Kit.....	8766
Stg. Gear Complete Rebuilding Kit; Late.....	7857	Stg. Gear Lower Pitman Shaft Seal Kit.....	7856
Stg. Gear Major Seal Kit; Late.....	7859	1976	
Stg. Gear Input Shaft Seal Kit; Late.....	7095	V-8 350 ENG.; V-8 400 ENG.; V-8 455 ENG.	
Stg. Gear Complete Pitman Shaft Seal Kit; Late.....	8766	Pump Complete Rebuilding Kit.....	7910
Stg. Gear Lower Pitman Shaft Seal Kit; Late.....	7856	Pump Seal Kit.....	7918
1959		Pump Drive Shaft Seal Kit.....	8709
V-8 389 ENG.		Stg. Gear Complete Rebuilding Kit.....	7858
Pump Seal Kit.....	8755	Stg. Gear Major Seal Kit.....	7860
Pump Drive Shaft Seal Kit.....	8711	Stg. Gear Input Shaft Seal Kit.....	7095
Stg. Gear Input Shaft Seal Kit.....	7095	Stg. Gear Complete Pitman Shaft Seal Kit.....	8766
Stg. Gear Complete Pitman Shaft Seal Kit.....	8766	Stg. Gear Lower Pitman Shaft Seal Kit.....	7856
Stg. Gear Lower Pitman Shaft Seal Kit.....	7856	1975	
CATALINA		V-8 350 (CANADA) ENG.; V-8 400 ENG.; V-8 455 ENG.	
1981		Pump Complete Rebuilding Kit.....	7910
V-6 3.8 L ENG.; V-8 4.3 L ENG.; V-8 4.4 L ENG. (CANADA);		Pump Seal Kit.....	7918
V-8 5.0 L ENG.; V-8 5.7 L DIESEL ENG.		Pump Drive Shaft Seal Kit.....	8709
Pump Complete Rebuilding Kit.....	7910	Stg. Gear Complete Rebuilding Kit; W/A.C.....	7857
Pump Seal Kit.....	7918	Stg. Gear Complete Rebuilding Kit; W/O A.C.....	7858
Pump Drive Shaft Seal Kit.....	8709	Stg. Gear Major Seal Kit; W/A.C.....	7859
Stg. Gear Complete Rebuilding Kit.....	8522	Stg. Gear Major Seal Kit; W/O A.C.....	7860
Stg. Gear Major Seal Kit.....	8521	Stg. Gear Input Shaft Seal Kit.....	7095
Stg. Gear Input Shaft Seal Kit.....	8525	Stg. Gear Complete Pitman Shaft Seal Kit.....	8766
Stg. Gear Complete Pitman Shaft Seal Kit.....	8766	Stg. Gear Lower Pitman Shaft Seal Kit.....	7856
Stg. Gear Lower Pitman Shaft Seal Kit.....	7856	1974	
1980		V-8 400 ENG.; V-8 455 ENG.	
V-6 3.8 L ENG.; V-8 4.3 L ENG.; V-8 4.4 L ENG. (CANADA);		Pump Complete Rebuilding Kit.....	7910
V-8 4.9 L ENG.; V-8 5.0 L ENG. (CANADA); V-8 5.7 L ENG.;		Pump Seal Kit.....	7918
V-8 5.7 L DIESEL ENG.		Pump Drive Shaft Seal Kit.....	8709
Pump Complete Rebuilding Kit.....	7910	Stg. Gear Complete Rebuilding Kit; W/A.C.....	7857
Pump Seal Kit.....	7918	Stg. Gear Complete Rebuilding Kit; W/O A.C.....	7858
Pump Drive Shaft Seal Kit.....	8709	Stg. Gear Major Seal Kit; W/A.C.....	7859
Stg. Gear Complete Rebuilding Kit.....	8522	Stg. Gear Major Seal Kit; W/O A.C.....	7860
Stg. Gear Major Seal Kit.....	8521	Stg. Gear Input Shaft Seal Kit.....	7095
Stg. Gear Input Shaft Seal Kit.....	8525	Stg. Gear Complete Pitman Shaft Seal Kit.....	8766
Stg. Gear Complete Pitman Shaft Seal Kit.....	8766	Stg. Gear Lower Pitman Shaft Seal Kit.....	7856
Stg. Gear Lower Pitman Shaft Seal Kit.....	7856	1973-1970	
1979		V-8 350 ENG.; V-8 400 ENG.; V-8 455 ENG.	
6-CYL. 250 (CANADA) ENG.; V-6 231 ENG.; V-8 301 ENG.; V-8 305 (CANADA) ENG.; V-8 350 ENG.; V-8 403 ENG.		Pump Complete Rebuilding Kit.....	7910
Pump Complete Rebuilding Kit.....	7910	Pump Seal Kit.....	7918
Pump Seal Kit.....	7918	Pump Drive Shaft Seal Kit.....	8709
Pump Drive Shaft Seal Kit.....	8709	Stg. Gear Complete Rebuilding Kit; W/A.C.....	7857
Stg. Gear Complete Rebuilding Kit.....	8522	Stg. Gear Complete Rebuilding Kit; W/O A.C.....	7858
Stg. Gear Major Seal Kit.....	8521	Stg. Gear Major Seal Kit; W/A.C.....	7859
Stg. Gear Input Shaft Seal Kit.....	8525	Stg. Gear Major Seal Kit; W/O A.C.....	7860
Stg. Gear Complete Pitman Shaft Seal Kit.....	8766	Stg. Gear Input Shaft Seal Kit.....	7095
Stg. Gear Lower Pitman Shaft Seal Kit.....	7856	Stg. Gear Complete Pitman Shaft Seal Kit.....	8766
1978		Stg. Gear Lower Pitman Shaft Seal Kit.....	7856
6-CYL. 250 (CANADA) ENG.; V-6 231 ENG.; V-8 301 ENG.; V-8 305 (CANADA) ENG.; V-8 350 ENG.; V-8 400 ENG.; V-8 403 ENG.		1969-1967	
Pump Complete Rebuilding Kit.....	7910	V-8 400 ENG.; V-8 428 ENG.	
Pump Seal Kit.....	7918	Pump Complete Rebuilding Kit.....	7910
Pump Drive Shaft Seal Kit.....	8709	Pump Seal Kit.....	7918
Stg. Gear Complete Rebuilding Kit.....	7858	Pump Drive Shaft Seal Kit.....	8709
Stg. Gear Major Seal Kit.....	7860	Stg. Gear Complete Rebuilding Kit; W/A.C.....	7857
Stg. Gear Input Shaft Seal Kit.....	7095	Stg. Gear Complete Rebuilding Kit; W/O A.C.....	7858
Stg. Gear Complete Pitman Shaft Seal Kit.....	8766	Stg. Gear Major Seal Kit; W/A.C.....	7859
Stg. Gear Lower Pitman Shaft Seal Kit.....	7856	Stg. Gear Major Seal Kit; W/O A.C.....	7860
1977		Stg. Gear Input Shaft Seal Kit.....	7095
6-CYL. 250 (CANADA) ENG.; V-6 231 ENG.; V-8 301 ENG.; V-8 305 ENG.; V-8 350 ENG.; V-8 400 ENG.; V-8 403 ENG.		Stg. Gear Complete Pitman Shaft Seal Kit.....	8766
Pump Complete Rebuilding Kit.....	7910	Stg. Gear Lower Pitman Shaft Seal Kit.....	7856
Pump Seal Kit.....	7918	1966-1964	
V-8 389 ENG.; V-8 421 ENG.		V-8 389 ENG.; V-8 421 ENG.	
Pump Seal Kit.....	8755	Pump Seal Kit.....	8755
Pump Drive Shaft Seal Kit.....	8711	Pump Drive Shaft Seal Kit.....	8711
Stg. Gear Complete Rebuilding Kit; W/A.C.....	7857	Stg. Gear Complete Rebuilding Kit; W/A.C.....	7857
Stg. Gear Complete Rebuilding Kit; W/O A.C.....	7858	Stg. Gear Complete Rebuilding Kit; W/O A.C.....	7858
Stg. Gear Major Seal Kit; W/A.C.....	7859	Stg. Gear Major Seal Kit; W/A.C.....	7859
Stg. Gear Major Seal Kit; W/O A.C.....	7860	Stg. Gear Major Seal Kit; W/O A.C.....	7860
Stg. Gear Input Shaft Seal Kit.....	7095	Stg. Gear Input Shaft Seal Kit.....	7095
Stg. Gear Complete Pitman Shaft Seal Kit.....	8766	Stg. Gear Complete Pitman Shaft Seal Kit.....	8766
Stg. Gear Lower Pitman Shaft Seal Kit.....	7856	Stg. Gear Lower Pitman Shaft Seal Kit.....	7856

☆ See Pages A14 - A15 For Pump or Gear Identification.

☛ Packaged one bushing per box, order as required.

SYSTEM
PUMP &
GEAR
IDENT.

SYSTEM &
COM-
PONENT
IDENT.

PASS.
CARS

LIGHT
TRUCKS

MEDIUM/
HEAVY
TRUCKS

BUSES

HOSE
NUMER-
ICAL

REPAIR
KITS

KIT
NUMER-
ICAL

ILLUSTRATIONS

Power Steering Repair Kits for Passenger Cars and Light Trucks

	Application	Kit No.	Application	Kit No.	
SYSTEM PUMP & GEAR IDENT.	PONTIAC - Continued		PONTIAC - Continued		
	CATALINA - Continued		FIREBIRD - Continued		
	1966-1964 - Continued		1995 - Continued		
	V-8 389 ENG.; V-8 421 ENG. - Continued		V-6 3.8 L ENG.; V-8 5.7 L ENG. - Continued		
		Stg. Gear Major Seal Kit; W/O A.C.	7860	Rack & Pinion Seal Kit.....	8785
		Stg. Gear Input Shaft Seal Kit.....	7095		
		Stg. Gear Complete Pitman Shaft Seal Kit.....	8766		
		Stg. Gear Lower Pitman Shaft Seal Kit.....	7856		
		1963-1961		1994-1993	
		V-8 389 ENG.; V-8 421 ENG.		V-6 3.4 L ENG.	
SYSTEM & COMPONENT IDENT.		Pump Seal Kit.....	8754	Pump Complete Rebuilding Kit.....	7910
		Pump Drive Shaft Seal Kit.....	8709	Pump Seal Kit.....	8814
		Stg. Gear Complete Rebuilding Kit.....	7857	Pump Drive Shaft Seal Kit.....	8709
		Stg. Gear Major Seal Kit.....	7859	Rack & Pinion Seal Kit.....	8785
		Stg. Gear Input Shaft Seal Kit.....	7095		
		Stg. Gear Complete Pitman Shaft Seal Kit.....	8766	V-8 5.7 L ENG.	
		Stg. Gear Lower Pitman Shaft Seal Kit.....	7856	Pump Seal Kit.....	8624
		1960		Pump Drive Shaft Seal Kit.....	8709
		V-8 389 ENG.		Rack & Pinion Seal Kit.....	8785
		Pump Seal Kit; Late.....	8754		
PASS. CARS		Pump Drive Shaft Seal Kit; Late.....	8709	1992-1990	
		Stg. Gear Complete Rebuilding Kit; Late.....	7857	V-6 3.1 L ENG.; V-8 5.0 L ENG.; V-8 5.7 L ENG.	
		Stg. Gear Major Seal Kit; Late.....	7859	Pump Complete Rebuilding Kit.....	7910
		Stg. Gear Input Shaft Seal Kit; Late.....	7095	Pump Seal Kit.....	7918
		Stg. Gear Complete Pitman Shaft Seal Kit; Late.....	8766	Pump Drive Shaft Seal Kit.....	8709
		Stg. Gear Lower Pitman Shaft Seal Kit; Late.....	7856	Stg. Gear Complete Rebuilding Kit; W/O Soft Ride Suspension.....	8780
		1959		Stg. Gear Complete Rebuilding Kit; W/Soft Ride Suspension.....	8522
		V-8 389 ENG.		Stg. Gear Major Seal Kit; W/O Soft Ride Suspension.....	8625
		Pump Seal Kit.....	8755	Stg. Gear Major Seal Kit; W/Soft Ride Suspension.....	8521
		Pump Drive Shaft Seal Kit.....	8711	Stg. Gear Input Shaft Seal Kit.....	8525
LIGHT TRUCKS		Stg. Gear Input Shaft Seal Kit.....	7095	Stg. Gear Complete Pitman Shaft Seal Kit; W/O Soft Ride Suspension.....	8763
		Stg. Gear Complete Pitman Shaft Seal Kit.....	8766	Stg. Gear Complete Pitman Shaft Seal Kit; W/Soft Ride Suspension.....	8766
		Stg. Gear Lower Pitman Shaft Seal Kit.....	7856	Stg. Gear Lower Pitman Shaft Seal Kit; W/O Soft Ride Suspension.....	8717
		EXECUTIVE		Stg. Gear Lower Pitman Shaft Seal Kit; W/Soft Ride Suspension.....	7856
		1970		1989	
		V-8 350 ENG.; V-8 400 ENG.; V-8 455 ENG.		V-6 2.8 L ENG.; V-8 5.0 L ENG.; V-8 5.7 L ENG.	
		Pump Complete Rebuilding Kit.....	7910	Pump Complete Rebuilding Kit.....	7910
		Pump Seal Kit.....	7918	Pump Seal Kit.....	7918
		Pump Drive Shaft Seal Kit.....	8709	Pump Drive Shaft Seal Kit.....	8709
		Stg. Gear Complete Rebuilding Kit.....	7857	Stg. Gear Complete Rebuilding Kit; W/O Soft Ride Suspension.....	8780
MEDIUM/HEAVY TRUCKS		Stg. Gear Major Seal Kit.....	7859	Stg. Gear Complete Rebuilding Kit; W/Soft Ride Suspension.....	8522
		Stg. Gear Input Shaft Seal Kit.....	7095	Stg. Gear Major Seal Kit; W/O Soft Ride Suspension.....	8625
		Stg. Gear Complete Pitman Shaft Seal Kit.....	8766	Stg. Gear Major Seal Kit; W/Soft Ride Suspension.....	8521
		Stg. Gear Lower Pitman Shaft Seal Kit.....	7856	Stg. Gear Input Shaft Seal Kit.....	8525
		1969-1968		Stg. Gear Complete Pitman Shaft Seal Kit; W/O Soft Ride Suspension.....	8763
		V-8 400 ENG.; V-8 428 ENG.		Stg. Gear Complete Pitman Shaft Seal Kit; W/Soft Ride Suspension.....	8766
		Pump Complete Rebuilding Kit.....	7910	Stg. Gear Lower Pitman Shaft Seal Kit; W/O Soft Ride Suspension..	8717
		Pump Seal Kit.....	7918	Stg. Gear Lower Pitman Shaft Seal Kit; W/Soft Ride Suspension.....	7856
		Pump Drive Shaft Seal Kit.....	8709	V-6 3.8 L ENG.	
		Stg. Gear Complete Rebuilding Kit.....	7857	Pump Seal Kit.....	8633
BUSES		Stg. Gear Major Seal Kit.....	7859	Stg. Gear Complete Rebuilding Kit; W/O Soft Ride Suspension.....	8780
		Stg. Gear Input Shaft Seal Kit.....	7095	Stg. Gear Complete Rebuilding Kit; W/Soft Ride Suspension.....	8522
		Stg. Gear Complete Pitman Shaft Seal Kit.....	8766	Stg. Gear Major Seal Kit; W/O Soft Ride Suspension.....	8625
		Stg. Gear Lower Pitman Shaft Seal Kit.....	7856	Stg. Gear Major Seal Kit; W/Soft Ride Suspension.....	8521
		1967		Stg. Gear Input Shaft Seal Kit.....	8525
		V-8 389 ENG.; V-8 400 ENG.; V-8 428 ENG.		Stg. Gear Complete Pitman Shaft Seal Kit; W/O Soft Ride Suspension.....	8763
		Pump Complete Rebuilding Kit.....	7910	Stg. Gear Complete Pitman Shaft Seal Kit; W/Soft Ride Suspension.....	8766
		Pump Seal Kit.....	7918	Stg. Gear Lower Pitman Shaft Seal Kit; W/O Soft Ride Suspension..	8717
		Pump Drive Shaft Seal Kit.....	8709	Stg. Gear Lower Pitman Shaft Seal Kit; W/Soft Ride Suspension.....	7856
		Stg. Gear Complete Rebuilding Kit.....	7857	1988-1987	
HOSE NUMERICAL		Stg. Gear Major Seal Kit.....	7859	V-6 2.8 L ENG.; V-8 5.0 L ENG.; V-8 5.7 L ENG.	
		Stg. Gear Input Shaft Seal Kit.....	7095	Pump Complete Rebuilding Kit.....	7910
		Stg. Gear Complete Pitman Shaft Seal Kit.....	8766	Pump Seal Kit.....	7918
		Stg. Gear Lower Pitman Shaft Seal Kit.....	7856	Pump Drive Shaft Seal Kit.....	8709
		REPAIR KITS		Stg. Gear Complete Rebuilding Kit; W/F41, FE2 Suspension.....	8522
		1967		Stg. Gear Complete Rebuilding Kit; W/O F41, FE2 Suspension.....	8780
		V-8 389 ENG.; V-8 400 ENG.; V-8 428 ENG.		Stg. Gear Major Seal Kit; W/F41, FE2 Suspension.....	8521
		Pump Complete Rebuilding Kit.....	7910	Stg. Gear Major Seal Kit; W/O F41, FE2 Suspension.....	8625
		Pump Seal Kit.....	7918	Stg. Gear Input Shaft Seal Kit.....	8525
		Pump Drive Shaft Seal Kit.....	8709	Stg. Gear Complete Pitman Shaft Seal Kit; W/F41, FE2 Suspension.....	8766
KIT NUMERICAL		Stg. Gear Complete Rebuilding Kit.....	7857	Stg. Gear Complete Pitman Shaft Seal Kit; W/O F41, FE2 Suspension.....	8763
		Stg. Gear Major Seal Kit.....	7859	Stg. Gear Lower Pitman Shaft Seal Kit; W/F41, FE2 Suspension.....	8786
		Stg. Gear Input Shaft Seal Kit.....	7095	Stg. Gear Lower Pitman Shaft Seal Kit; W/O F41, FE2 Suspension..	8717
		Stg. Gear Complete Pitman Shaft Seal Kit.....	8766	1986	
		Stg. Gear Lower Pitman Shaft Seal Kit.....	7856	4-CYL. 2.5 L ENG.	
		FIREBIRD		Pump Complete Rebuilding Kit.....	8561
		1995		Pump Seal Kit.....	8554
		V-6 3.4 L ENG.		Pump Drive Shaft Seal Kit.....	8712
		Pump Complete Rebuilding Kit.....	7910		
		Pump Seal Kit.....	8814		
ILLUSTRATIONS		Pump Drive Shaft Seal Kit.....	8709		
		Rack & Pinion Seal Kit.....	8785		
		V-6 3.8 L ENG.; V-8 5.7 L ENG.			
		Pump Seal Kit.....	8624		
		Pump Drive Shaft Seal Kit.....	8709		

☆ See Pages A14 - A15 For Pump or Gear Identification.

⊗ Packaged one bushing per box, order as required.

Power Steering Repair Kits for Passenger Cars and Light Trucks

Application	Kit No.	Application	Kit No.
PONTIAC - Continued		PONTIAC - Continued	
FIREBIRD - Continued		FIREBIRD - Continued	
1986 - Continued		1982 - Continued	
4-CYL. 2.5 L ENG. - Continued		V-6 2.8 L ENG.; V-8 5.0 L ENG. - Continued	
Stg. Gear Complete Rebuilding Kit.....	8522	Stg. Gear Complete Rebuilding Kit; W/4-Bolt Gear Housing.....	8522
Stg. Gear Major Seal Kit.....	8521	Stg. Gear Complete Rebuilding Kit; W/Ring Retained Housing.....	8529
Stg. Gear Input Shaft Seal Kit.....	8525	Stg. Gear Major Seal Kit; W/4-Bolt Gear Housing.....	8521
Stg. Gear Complete Pitman Shaft Seal Kit.....	8766	Stg. Gear Major Seal Kit; W/Ring Retained Housing.....	8528
Stg. Gear Lower Pitman Shaft Seal Kit.....	7856	Stg. Gear Input Shaft Seal Kit; W/4-Bolt Gear Housing.....	8525
		Stg. Gear Input Shaft Seal Kit; W/Ring Retained Housing.....	7095
V-6 2.8 L ENG.; V-8 5.0 L ENG.		Stg. Gear Complete Pitman Shaft Seal Kit; W/4-Bolt Gear Housing...	8766
Pump Complete Rebuilding Kit.....	7910	Stg. Gear Complete Pitman Shaft Seal Kit; W/Ring Retained Housing.....	8767
Pump Seal Kit.....	7918	Stg. Gear Lower Pitman Shaft Seal Kit; W/4-Bolt Gear Housing.....	7856
Pump Drive Shaft Seal Kit.....	8709	Stg. Gear Lower Pitman Shaft Seal Kit; W/Ring Retained Housing....	8530
Stg. Gear Complete Rebuilding Kit.....	8522		
Stg. Gear Major Seal Kit.....	8521	1981	
Stg. Gear Input Shaft Seal Kit.....	8525	V-6 3.8 L ENG.; V-8 4.3 L ENG.; V-8 4.4 L ENG. (CANADA);	
Stg. Gear Complete Pitman Shaft Seal Kit.....	8766	V-8 4.9 L ENG.; V-8 5.0 L ENG.	
Stg. Gear Lower Pitman Shaft Seal Kit.....	7856	Pump Complete Rebuilding Kit.....	7910
1985-1984		Pump Seal Kit.....	7918
4-CYL. 2.5 L ENG.; V-6 2.8 L ENG.; V-8 5.0 L ENG.		Pump Drive Shaft Seal Kit.....	8709
Pump Complete Rebuilding Kit.....	7910	Stg. Gear Complete Rebuilding Kit.....	8522
Pump Seal Kit.....	7918	Stg. Gear Major Seal Kit.....	8521
Pump Drive Shaft Seal Kit.....	8709	Stg. Gear Input Shaft Seal Kit.....	8525
Stg. Gear Complete Rebuilding Kit.....	8522	Stg. Gear Complete Pitman Shaft Seal Kit.....	8766
Stg. Gear Major Seal Kit.....	8521	Stg. Gear Lower Pitman Shaft Seal Kit.....	7856
Stg. Gear Input Shaft Seal Kit.....	8525		
Stg. Gear Complete Pitman Shaft Seal Kit.....	8766	1980	
Stg. Gear Lower Pitman Shaft Seal Kit.....	7856	V-6 3.8 L ENG.; V-8 4.3 L ENG.; V-8 4.9 L ENG.; V-8 5.0 L	
1983		ENG.	
4-CYL. 2.5 L ENG.		Pump Complete Rebuilding Kit.....	7910
Pump Complete Rebuilding Kit.....	8561	Pump Seal Kit.....	7918
Pump Seal Kit.....	8554	Pump Drive Shaft Seal Kit.....	8709
Pump Drive Shaft Seal Kit.....	8712	Stg. Gear Complete Rebuilding Kit.....	8522
Stg. Gear Complete Rebuilding Kit; W/4-Bolt Gear Housing.....	8522	Stg. Gear Major Seal Kit.....	8521
Stg. Gear Complete Rebuilding Kit; W/Ring Retained Housing.....	8529	Stg. Gear Input Shaft Seal Kit.....	8525
Stg. Gear Major Seal Kit; W/4-Bolt Gear Housing.....	8521	Stg. Gear Complete Pitman Shaft Seal Kit.....	8766
Stg. Gear Major Seal Kit; W/Ring Retained Housing.....	8528	Stg. Gear Lower Pitman Shaft Seal Kit.....	7856
Stg. Gear Input Shaft Seal Kit; W/4-Bolt Gear Housing.....	8525		
Stg. Gear Input Shaft Seal Kit; W/Ring Retained Housing.....	7095	1979	
Stg. Gear Complete Pitman Shaft Seal Kit; W/4-Bolt Gear Housing...	8766	V-6 231 ENG.; V-8 301 ENG.; V-8 305 ENG.; V-8 350 ENG.; V-8	
Stg. Gear Complete Pitman Shaft Seal Kit; W/Ring Retained Housing.....	8767	400 ENG.; V-8 403 ENG.	
Stg. Gear Lower Pitman Shaft Seal Kit; W/4-Bolt Gear Housing.....	7856	Pump Complete Rebuilding Kit.....	7910
Stg. Gear Lower Pitman Shaft Seal Kit; W/Ring Retained Housing....	8530	Pump Seal Kit.....	7918
		Pump Drive Shaft Seal Kit.....	8709
V-6 2.8 L ENG.; V-8 5.0 L ENG.		Stg. Gear Complete Rebuilding Kit.....	8522
Pump Complete Rebuilding Kit.....	7910	Stg. Gear Major Seal Kit.....	8521
Pump Seal Kit.....	7918	Stg. Gear Input Shaft Seal Kit.....	8525
Pump Drive Shaft Seal Kit.....	8709	Stg. Gear Complete Pitman Shaft Seal Kit.....	8766
Stg. Gear Complete Rebuilding Kit; W/4-Bolt Gear Housing.....	8522	Stg. Gear Lower Pitman Shaft Seal Kit.....	7856
Stg. Gear Complete Rebuilding Kit; W/Ring Retained Housing.....	8529		
Stg. Gear Major Seal Kit; W/4-Bolt Gear Housing.....	8521	1978	
Stg. Gear Major Seal Kit; W/Ring Retained Housing.....	8528	V-6 231 ENG.; V-8 305 ENG.; V-8 350 ENG.; V-8 400 ENG.; V-8	
Stg. Gear Input Shaft Seal Kit; W/4-Bolt Gear Housing.....	8525	403 ENG.	
Stg. Gear Input Shaft Seal Kit; W/Ring Retained Housing.....	7095	Pump Complete Rebuilding Kit.....	7910
Stg. Gear Complete Pitman Shaft Seal Kit; W/4-Bolt Gear Housing...	8766	Pump Seal Kit.....	7918
Stg. Gear Complete Pitman Shaft Seal Kit; W/Ring Retained Housing.....	8767	Pump Drive Shaft Seal Kit.....	8709
Stg. Gear Lower Pitman Shaft Seal Kit; W/4-Bolt Gear Housing.....	7856	Stg. Gear Complete Rebuilding Kit.....	7858
Stg. Gear Lower Pitman Shaft Seal Kit; W/Ring Retained Housing....	8530	Stg. Gear Major Seal Kit.....	7860
		Stg. Gear Input Shaft Seal Kit.....	7095
1982		Stg. Gear Complete Pitman Shaft Seal Kit.....	8766
4-CYL. 2.5 L ENG.		Stg. Gear Lower Pitman Shaft Seal Kit.....	7856
Pump Complete Rebuilding Kit.....	8630		
Pump Seal Kit.....	8631	1977	
Pump Drive Shaft Seal Kit.....	8709	V-6 231 ENG.; V-8 301 ENG.; V-8 305 ENG.; V-8 350 ENG.; V-8	
Stg. Gear Complete Rebuilding Kit; W/4-Bolt Gear Housing.....	8522	400 ENG.; V-8 403 ENG.	
Stg. Gear Complete Rebuilding Kit; W/Ring Retained Housing.....	8529	Pump Complete Rebuilding Kit.....	7910
Stg. Gear Major Seal Kit; W/4-Bolt Gear Housing.....	8521	Pump Seal Kit.....	7918
Stg. Gear Major Seal Kit; W/Ring Retained Housing.....	8528	Pump Drive Shaft Seal Kit.....	8709
Stg. Gear Input Shaft Seal Kit; W/4-Bolt Gear Housing.....	8525	Stg. Gear Complete Rebuilding Kit.....	7858
Stg. Gear Input Shaft Seal Kit; W/Ring Retained Housing.....	7095	Stg. Gear Major Seal Kit.....	7860
Stg. Gear Complete Pitman Shaft Seal Kit; W/4-Bolt Gear Housing...	8766	Stg. Gear Input Shaft Seal Kit.....	7095
Stg. Gear Complete Pitman Shaft Seal Kit; W/Ring Retained Housing.....	8767	Stg. Gear Complete Pitman Shaft Seal Kit.....	8766
Stg. Gear Lower Pitman Shaft Seal Kit; W/4-Bolt Gear Housing.....	7856	Stg. Gear Lower Pitman Shaft Seal Kit.....	7856
Stg. Gear Lower Pitman Shaft Seal Kit; W/Ring Retained Housing....	8530		
V-6 2.8 L ENG.; V-8 5.0 L ENG.		1976-1971	
Pump Complete Rebuilding Kit.....	7910	6-CYL. 250 ENG.; V-8 350 ENG.; V-8 400 ENG.; V-8 455 ENG.	
Pump Seal Kit.....	7918	Pump Complete Rebuilding Kit.....	7910
Pump Drive Shaft Seal Kit.....	8709	Pump Seal Kit.....	7918
		Pump Drive Shaft Seal Kit.....	8709
		Stg. Gear Complete Rebuilding Kit.....	7858
		Stg. Gear Major Seal Kit.....	7860
		Stg. Gear Input Shaft Seal Kit.....	7095
		Stg. Gear Complete Pitman Shaft Seal Kit.....	8766
		Stg. Gear Lower Pitman Shaft Seal Kit.....	7856

☆ See Pages A14 - A15 For Pump or Gear Identification.

⊗ Packaged one bushing per box, order as required.

SYSTEM PUMP & GEAR IDENT.

SYSTEM & COMPONENT IDENT.

PASS. CARS

LIGHT TRUCKS

MEDIUM/HEAVY TRUCKS

BUSES

HOSE NUMERICAL

REPAIR KITS

KIT NUMERICAL

ILLUSTRATIONS

Power Steering Repair Kits for Passenger Cars and Light Trucks

	Application	Kit No.	Application	Kit No.
SYSTEM PUMP & GEAR IDENT.	PONTIAC - Continued		PONTIAC - Continued	
SYSTEM & COMPONENT IDENT.	FIREBIRD - Continued		GRAND AM - Continued	
PASS. CARS	1976-1971 - Continued		1990 - Continued	
LIGHT TRUCKS	6-CYL. 250 ENG.; V-8 350 ENG.; V-8 400 ENG.; V-8 455 ENG.		4-CYL. 2.3 L ENG. - Continued	
MEDIUM/HEAVY TRUCKS	- Continued		Pump Seal Kit..... 8554	
BUSES	Stg. Gear Major Seal Kit..... 7860		Pump Drive Shaft Seal Kit..... 8712	
HOSE NUMERICAL	Stg. Gear Input Shaft Seal Kit..... 7095		Rack & Pinion Upper Pinion Bearing Kit..... 8571	
REPAIR KITS	Stg. Gear Complete Pitman Shaft Seal Kit..... 8766		Rack & Pinion Lower Pinion Bearing Kit..... 8572	
KIT NUMERICAL	Stg. Gear Lower Pitman Shaft Seal Kit..... 7856		4-CYL. 2.5 L ENG.	
ILLUSTRATIONS	1970-1968		Pump Seal Kit..... 8624	
	6-CYL. 250 ENG.; V-8 350 ENG.; V-8 400 ENG.		Pump Drive Shaft Seal Kit..... 8709	
	Pump Complete Rebuilding Kit..... 7910		Rack & Pinion Upper Pinion Bearing Kit..... 8571	
	Pump Seal Kit..... 7918		Rack & Pinion Lower Pinion Bearing Kit..... 8572	
	Pump Drive Shaft Seal Kit..... 8709		1989	
	Stg. Gear Complete Rebuilding Kit..... 7858		4-CYL. 2.0 L ENG.; 4-CYL. 2.3 L ENG.	
	Stg. Gear Major Seal Kit..... 7860		Pump Complete Rebuilding Kit..... 8561	
	Stg. Gear Input Shaft Seal Kit..... 7095		Pump Seal Kit..... 8554	
	Stg. Gear Complete Pitman Shaft Seal Kit..... 8766		Pump Drive Shaft Seal Kit..... 8712	
	Stg. Gear Lower Pitman Shaft Seal Kit..... 7856		Rack & Pinion Upper Pinion Bearing Kit..... 8571	
	1967		Rack & Pinion Lower Pinion Bearing Kit..... 8572	
	6-CYL. 230 ENG.; V-8 326 ENG.; V-8 400 ENG.		4-CYL. 2.5 L ENG.	
	Pump Complete Rebuilding Kit..... 7910		Pump Complete Rebuilding Kit; W/16mm Shaft; 1st Design..... 8561	
	Pump Seal Kit..... 7918		Pump Seal Kit; W/16mm Shaft; 1st Design..... 8554	
	Pump Drive Shaft Seal Kit..... 8709		Pump Seal Kit; W/19mm Shaft; 2nd Design..... 8624	
	Stg. Gear Complete Rebuilding Kit..... 7858		Pump Drive Shaft Seal Kit; W/16mm Shaft; 1st Design..... 8712	
	Stg. Gear Major Seal Kit..... 7860		Pump Drive Shaft Seal Kit; W/19mm Shaft; 2nd Design..... 8709	
	Stg. Gear Input Shaft Seal Kit..... 7095		Rack & Pinion Upper Pinion Bearing Kit..... 8571	
	Stg. Gear Complete Pitman Shaft Seal Kit..... 8766		Rack & Pinion Lower Pinion Bearing Kit..... 8572	
	Stg. Gear Lower Pitman Shaft Seal Kit..... 7856		1988	
	FIREFLY		4-CYL. 2.0 L ENG.; 4-CYL. 2.3 L ENG.; 4-CYL. 2.5 L ENG.	
	1995		Pump Complete Rebuilding Kit..... 8561	
	3-CYL. 1.0 L ENG. (CANADA); 4-CYL. 1.3 L ENG. (CANADA)		Pump Seal Kit..... 8554	
	Pump Seal Kit..... 8833		Pump Drive Shaft Seal Kit..... 8712	
	GRAND AM		Rack & Pinion Upper Pinion Bearing Kit..... 8571	
	1995		Rack & Pinion Lower Pinion Bearing Kit..... 8572	
	4-CYL. 2.3 L ENG.		1987	
	Pump Seal Kit; W/Electronic Variable Assist..... 8802		4-CYL. 2.0 L ENG.; 4-CYL. 2.5 L ENG.; V-6 3.0 L ENG.	
	Pump Seal Kit; W/O Electronic Variable Assist..... 8795		Pump Complete Rebuilding Kit..... 8561	
	Rack & Pinion Seal Kit..... 8818		Pump Seal Kit..... 8554	
	Rack & Pinion Upper Pinion Bearing Kit..... 8571		Pump Drive Shaft Seal Kit..... 8712	
	Rack & Pinion Lower Pinion Bearing Kit..... 8572		Rack & Pinion Upper Pinion Bearing Kit..... 8571	
	V-6 3.1 L ENG.		Rack & Pinion Lower Pinion Bearing Kit..... 8572	
	Pump Seal Kit; W/Electronic Variable Assist..... 8793		1986-1985	
	Pump Seal Kit; W/O Electronic Variable Assist..... 8624		4-CYL. 2.5 L ENG.; V-6 3.0 L ENG.	
	Pump Drive Shaft Seal Kit..... 8709		Pump Complete Rebuilding Kit..... 8561	
	Rack & Pinion Seal Kit..... 8818		Pump Seal Kit..... 8554	
	Rack & Pinion Upper Pinion Bearing Kit..... 8571		Pump Drive Shaft Seal Kit..... 8712	
	Rack & Pinion Lower Pinion Bearing Kit..... 8572		Rack & Pinion Seal Kit..... 8582	
	1994		Rack & Pinion Upper Pinion Bearing Kit..... 8571	
	4-CYL. 2.3 L ENG.; V-6 3.1 L ENG.		Rack & Pinion Lower Pinion Bearing Kit..... 8572	
	Pump Seal Kit; W/Electronic Variable Assist..... 8793		1980	
	Pump Seal Kit; W/O Electronic Variable Assist..... 8624		V-8 4.9 L ENG.; V-8 5.0 L ENG.	
	Pump Drive Shaft Seal Kit..... 8709		Pump Complete Rebuilding Kit..... 7910	
	Rack & Pinion Seal Kit..... 8818		Pump Seal Kit..... 7918	
	Rack & Pinion Upper Pinion Bearing Kit..... 8571		Pump Drive Shaft Seal Kit..... 8709	
	Rack & Pinion Lower Pinion Bearing Kit..... 8572		Stg. Gear Complete Rebuilding Kit; W/4-Bolt Gear Housing..... 8522	
	1993-1992		Stg. Gear Complete Rebuilding Kit; W/Ring Retained Housing..... 8529	
	4-CYL. 2.3 L ENG.; V-6 3.3 L ENG.		Stg. Gear Major Seal Kit; W/4-Bolt Gear Housing..... 8521	
	Pump Seal Kit; W/Electronic Variable Assist..... 8793		Stg. Gear Major Seal Kit; W/Ring Retained Housing..... 8528	
	Pump Seal Kit; W/O Electronic Variable Assist..... 8624		Stg. Gear Input Shaft Seal Kit; W/4-Bolt Gear Housing..... 8525	
	Pump Drive Shaft Seal Kit..... 8709		Stg. Gear Input Shaft Seal Kit; W/Ring Retained Housing..... 7095	
	Rack & Pinion Seal Kit..... 8818		Stg. Gear Complete Pitman Shaft Seal Kit; W/4-Bolt Gear Housing... 8766	
	Rack & Pinion Upper Pinion Bearing Kit..... 8571		Stg. Gear Complete Pitman Shaft Seal Kit; W/Ring Retained Housing..... 8767	
	Rack & Pinion Lower Pinion Bearing Kit..... 8572		Stg. Gear Lower Pitman Shaft Seal Kit; W/4-Bolt Gear Housing..... 7856	
	1991		Stg. Gear Lower Pitman Shaft Seal Kit; W/Ring Retained Housing... 8530	
	4-CYL. 2.3 L ENG.; 4-CYL. 2.5 L ENG.		1979	
	Pump Seal Kit..... 8624		V-6 231 ENG.; V-8 301 ENG.; V-8 305 ENG.	
	Pump Drive Shaft Seal Kit..... 8709		Pump Complete Rebuilding Kit..... 7910	
	Rack & Pinion Upper Pinion Bearing Kit..... 8571		Pump Seal Kit..... 7918	
	Rack & Pinion Lower Pinion Bearing Kit..... 8572		Pump Drive Shaft Seal Kit..... 8709	
	1990		Stg. Gear Complete Rebuilding Kit; W/4-Bolt Gear Housing..... 8522	
	4-CYL. 2.3 L ENG.		Stg. Gear Complete Rebuilding Kit; W/Ring Retained Housing..... 8529	
	Pump Complete Rebuilding Kit..... 8561		Stg. Gear Major Seal Kit; W/4-Bolt Gear Housing..... 8521	
			Stg. Gear Major Seal Kit; W/Ring Retained Housing..... 8528	
			Stg. Gear Input Shaft Seal Kit; W/4-Bolt Gear Housing..... 8525	

☆ See Pages A14 - A15 For Pump or Gear Identification.

⊗ Packaged one bushing per box, order as required.

Power Steering Repair Kits for Passenger Cars and Light Trucks

Application	Kit No.	Application	Kit No.
PONTIAC - Continued		PONTIAC - Continued	
GRAND AM - Continued		GRAND LEMANS - Continued	
1979 - Continued		1982 - Continued	
V-6 231 ENG.; V-8 301 ENG.; V-8 305 ENG. - Continued		V-6 3.8 L ENG. (CANADA); V-6 4.1 L ENG. (CANADA); V-8 4.4 L ENG. (CANADA); V-8 5.0 L ENG. (CANADA); V-8 5.7 L DIESEL ENG. (CANADA) - Continued	
Stg. Gear Input Shaft Seal Kit; W/Ring Retained Housing.....	7095	Stg. Gear Input Shaft Seal Kit.....	8525
Stg. Gear Complete Pitman Shaft Seal Kit; W/4-Bolt Gear Housing...	8766	Stg. Gear Complete Pitman Shaft Seal Kit.....	8766
Stg. Gear Complete Pitman Shaft Seal Kit; W/Ring Retained Housing.....	8767	Stg. Gear Lower Pitman Shaft Seal Kit.....	7856
Stg. Gear Lower Pitman Shaft Seal Kit; W/4-Bolt Gear Housing.....	7856		
Stg. Gear Lower Pitman Shaft Seal Kit; W/Ring Retained Housing....	8530		
1978		1981	
V-8 301 ENG.; V-8 305 ENG.		V-6 3.8 L ENG.; V-8 4.3 L ENG.; V-8 4.4 L ENG. (CANADA); V-8 4.9 L ENG.; V-8 5.0 L ENG. (CANADA)	
Pump Complete Rebuilding Kit.....	7910	Pump Complete Rebuilding Kit.....	7910
Pump Seal Kit.....	7918	Pump Seal Kit.....	7918
Pump Drive Shaft Seal Kit.....	8709	Pump Drive Shaft Seal Kit.....	8709
Stg. Gear Complete Rebuilding Kit; W/4-Bolt Gear Housing.....	7858	Stg. Gear Complete Rebuilding Kit; W/4-Bolt Gear Housing.....	8522
Stg. Gear Complete Rebuilding Kit; W/Ring Retained Housing.....	8529	Stg. Gear Complete Rebuilding Kit; W/Ring Retained Housing.....	8529
Stg. Gear Major Seal Kit; W/4-Bolt Gear Housing.....	7860	Stg. Gear Major Seal Kit; W/4-Bolt Gear Housing.....	8521
Stg. Gear Major Seal Kit; W/Ring Retained Housing.....	8528	Stg. Gear Major Seal Kit; W/Ring Retained Housing.....	8528
Stg. Gear Input Shaft Seal Kit.....	7095	Stg. Gear Input Shaft Seal Kit; W/4-Bolt Gear Housing.....	8525
Stg. Gear Complete Pitman Shaft Seal Kit; W/4-Bolt Gear Housing...	8766	Stg. Gear Input Shaft Seal Kit; W/Ring Retained Housing.....	7095
Stg. Gear Complete Pitman Shaft Seal Kit; W/Ring Retained Housing.....	8767	Stg. Gear Complete Pitman Shaft Seal Kit; W/4-Bolt Gear Housing...	8766
Stg. Gear Lower Pitman Shaft Seal Kit; W/4-Bolt Gear Housing.....	7856	Stg. Gear Complete Pitman Shaft Seal Kit; W/Ring Retained Housing.....	8767
Stg. Gear Lower Pitman Shaft Seal Kit; W/Ring Retained Housing....	8530	Stg. Gear Lower Pitman Shaft Seal Kit; W/4-Bolt Gear Housing.....	7856
		Stg. Gear Lower Pitman Shaft Seal Kit; W/Ring Retained Housing....	8530
1975		1980	
V-8 350 ENG.; V-8 400 ENG.; V-8 455 ENG.		V-6 3.8 L ENG.; V-8 4.3 L ENG.; V-8 4.4 L ENG. (CANADA); V-8 4.9 L ENG.; V-8 5.0 L ENG.	
Pump Complete Rebuilding Kit.....	7910	Pump Complete Rebuilding Kit.....	7910
Pump Seal Kit.....	7918	Pump Seal Kit.....	7918
Pump Drive Shaft Seal Kit.....	8709	Pump Drive Shaft Seal Kit.....	8709
Stg. Gear Complete Rebuilding Kit.....	7858	Stg. Gear Complete Rebuilding Kit; W/4-Bolt Gear Housing.....	8522
Stg. Gear Major Seal Kit.....	7860	Stg. Gear Complete Rebuilding Kit; W/Ring Retained Housing.....	8529
Stg. Gear Input Shaft Seal Kit.....	7095	Stg. Gear Major Seal Kit; W/4-Bolt Gear Housing.....	8521
Stg. Gear Complete Pitman Shaft Seal Kit.....	8766	Stg. Gear Major Seal Kit; W/Ring Retained Housing.....	8528
Stg. Gear Lower Pitman Shaft Seal Kit.....	7856	Stg. Gear Input Shaft Seal Kit; W/4-Bolt Gear Housing.....	8525
		Stg. Gear Input Shaft Seal Kit; W/Ring Retained Housing.....	7095
		Stg. Gear Complete Pitman Shaft Seal Kit; W/4-Bolt Gear Housing...	8766
		Stg. Gear Complete Pitman Shaft Seal Kit; W/Ring Retained Housing.....	8767
		Stg. Gear Lower Pitman Shaft Seal Kit; W/4-Bolt Gear Housing.....	7856
		Stg. Gear Lower Pitman Shaft Seal Kit; W/Ring Retained Housing....	8530
1974		1979	
V-8 400 ENG.; V-8 455 ENG.		V-6 200 (CANADA) ENG.; V-6 231 ENG.; V-8 267 (CANADA) ENG.; V-8 301 ENG.; V-8 305 ENG.; V-8 350 ENG.	
Pump Complete Rebuilding Kit.....	7910	Pump Complete Rebuilding Kit.....	7910
Pump Seal Kit.....	7918	Pump Seal Kit.....	7918
Pump Drive Shaft Seal Kit.....	8709	Pump Drive Shaft Seal Kit.....	8709
Stg. Gear Complete Rebuilding Kit.....	7858	Stg. Gear Complete Rebuilding Kit; W/4-Bolt Gear Housing.....	8522
Stg. Gear Major Seal Kit.....	7860	Stg. Gear Complete Rebuilding Kit; W/Ring Retained Housing.....	8529
Stg. Gear Input Shaft Seal Kit.....	7095	Stg. Gear Major Seal Kit; W/4-Bolt Gear Housing.....	8521
Stg. Gear Complete Pitman Shaft Seal Kit.....	8766	Stg. Gear Major Seal Kit; W/Ring Retained Housing.....	8528
Stg. Gear Lower Pitman Shaft Seal Kit.....	7856	Stg. Gear Input Shaft Seal Kit; W/4-Bolt Gear Housing.....	8525
		Stg. Gear Input Shaft Seal Kit; W/Ring Retained Housing.....	7095
		Stg. Gear Complete Pitman Shaft Seal Kit; W/4-Bolt Gear Housing...	8766
		Stg. Gear Complete Pitman Shaft Seal Kit; W/Ring Retained Housing.....	8767
		Stg. Gear Lower Pitman Shaft Seal Kit; W/4-Bolt Gear Housing.....	7856
		Stg. Gear Lower Pitman Shaft Seal Kit; W/Ring Retained Housing....	8530
1973		1978	
V-8 350 ENG.; V-8 400 ENG.; V-8 455 ENG.		V-6 200 (CANADA) ENG.; V-6 231 ENG.; V-8 305 ENG.	
Pump Complete Rebuilding Kit.....	7910	Pump Complete Rebuilding Kit.....	7910
Pump Seal Kit.....	7918	Pump Seal Kit.....	7918
Pump Drive Shaft Seal Kit.....	8709	Pump Drive Shaft Seal Kit.....	8709
Stg. Gear Complete Rebuilding Kit.....	7858	Stg. Gear Complete Rebuilding Kit; W/4-Bolt Gear Housing.....	7858
Stg. Gear Major Seal Kit.....	7860	Stg. Gear Complete Rebuilding Kit; W/Ring Retained Housing.....	8529
Stg. Gear Input Shaft Seal Kit.....	7095	Stg. Gear Major Seal Kit; W/4-Bolt Gear Housing.....	8521
Stg. Gear Complete Pitman Shaft Seal Kit.....	8766	Stg. Gear Major Seal Kit; W/Ring Retained Housing.....	8528
Stg. Gear Lower Pitman Shaft Seal Kit.....	7856	Stg. Gear Input Shaft Seal Kit; W/4-Bolt Gear Housing.....	8525
		Stg. Gear Input Shaft Seal Kit; W/Ring Retained Housing.....	7095
		Stg. Gear Complete Pitman Shaft Seal Kit; W/4-Bolt Gear Housing...	8766
		Stg. Gear Complete Pitman Shaft Seal Kit; W/Ring Retained Housing.....	8767
		Stg. Gear Lower Pitman Shaft Seal Kit; W/4-Bolt Gear Housing.....	7856
		Stg. Gear Lower Pitman Shaft Seal Kit; W/Ring Retained Housing....	8530
GRAND LEMANS		1977	
1983		V-6 200 (CANADA) ENG.; V-6 231 ENG.; V-8 305 ENG.	
V-6 3.8 L ENG. (CANADA); V-8 5.0 L ENG. (CANADA); V-8 5.7 L DIESEL ENG. (CANADA)		V-6 200 (CANADA) ENG.; V-6 231 ENG.; V-8 305 ENG.	
Pump Complete Rebuilding Kit.....	7910	Pump Complete Rebuilding Kit.....	7910
Pump Seal Kit.....	7918	Pump Seal Kit.....	7918
Pump Drive Shaft Seal Kit.....	8709	Pump Drive Shaft Seal Kit.....	8709
Stg. Gear Complete Rebuilding Kit.....	8522	Stg. Gear Complete Rebuilding Kit; W/4-Bolt Gear Housing.....	7858
Stg. Gear Major Seal Kit.....	8521	Stg. Gear Complete Rebuilding Kit; W/Ring Retained Housing.....	8529
Stg. Gear Input Shaft Seal Kit.....	8525	Stg. Gear Major Seal Kit; W/4-Bolt Gear Housing.....	7860
Stg. Gear Complete Pitman Shaft Seal Kit.....	8766	Stg. Gear Major Seal Kit; W/Ring Retained Housing.....	8528
Stg. Gear Lower Pitman Shaft Seal Kit.....	7856	Stg. Gear Input Shaft Seal Kit.....	7095
		Stg. Gear Complete Pitman Shaft Seal Kit; W/4-Bolt Gear Housing...	8766
		Stg. Gear Complete Pitman Shaft Seal Kit; W/Ring Retained Housing.....	8767
		Stg. Gear Lower Pitman Shaft Seal Kit; W/4-Bolt Gear Housing.....	7856
		Stg. Gear Lower Pitman Shaft Seal Kit; W/Ring Retained Housing....	8530
1982		V-8 350 ENG.	
V-6 3.8 L ENG. (CANADA); V-6 4.1 L ENG. (CANADA); V-8 4.4 L ENG. (CANADA); V-8 5.0 L ENG. (CANADA); V-8 5.7 L DIESEL ENG. (CANADA)		Pump Complete Rebuilding Kit.....	
Pump Complete Rebuilding Kit.....	7910		7910
Pump Seal Kit.....	7918		7918
Pump Drive Shaft Seal Kit.....	8709		8709
Stg. Gear Complete Rebuilding Kit.....	8522		7858
Stg. Gear Major Seal Kit.....	8521		8529
Stg. Gear Input Shaft Seal Kit.....	8525		7860
Stg. Gear Complete Pitman Shaft Seal Kit.....	8766		8528
Stg. Gear Lower Pitman Shaft Seal Kit.....	7856		7095
			8766
			8767
			7856
			8530

☆ See Pages A14 - A15 For Pump or Gear Identification.

⊙ Packaged one bushing per box, order as required.

SYSTEM PUMP & GEAR IDENT.

SYSTEM & COMPONENT IDENT.

PASS. CARS

LIGHT TRUCKS

MEDIUM/HEAVY TRUCKS

BUSES

HOSE NUMERICAL

REPAIR KITS

KIT NUMERICAL

ILLUSTRATIONS

Power Steering Repair Kits for Passenger Cars and Light Trucks

	Application	Kit No.	Application	Kit No.	
SYSTEM PUMP & GEAR IDENT.	PONTIAC - Continued		PONTIAC - Continued		
	GRAND LEMANS - Continued		GRAND PRIX - Continued		
	1978 - Continued		1989		
	V-8 350 ENG. - Continued		V-6 2.8 L ENG.; V-6 3.1 L ENG.		
		Pump Drive Shaft Seal Kit.....	8709	Pump Seal Kit.....	8624
		Stg. Gear Complete Rebuilding Kit; W/4-Bolt Gear Housing.....	7858	Pump Drive Shaft Seal Kit.....	8709
		Stg. Gear Complete Rebuilding Kit; W/Ring Retained Housing.....	8529	Rack & Pinion Seal Kit.....	8580
		Stg. Gear Major Seal Kit; W/4-Bolt Gear Housing.....	7860	Rack & Pinion Upper Pinion Bearing Kit.....	8571
		Stg. Gear Major Seal Kit; W/Ring Retained Housing.....	8528	Rack & Pinion Lower Pinion Bearing Kit.....	8572
		Stg. Gear Complete Pitman Shaft Seal Kit; W/4-Bolt Gear Housing.....	8766		
SYSTEM & COMPONENT IDENT.		Stg. Gear Complete Pitman Shaft Seal Kit; W/Ring Retained Housing.....	8767		
		Stg. Gear Lower Pitman Shaft Seal Kit; W/4-Bolt Gear Housing.....	7856		
		Stg. Gear Lower Pitman Shaft Seal Kit; W/Ring Retained Housing.....	8530		
	1977		1988		
	6-CYL. 250 (CANADA) ENG.; V-6 231 ENG.; V-8 301 ENG.; V-8 305 ENG.; V-8 350 ENG.; V-8 400 ENG.; V-8 403 ENG.		V-6 2.8 L ENG.		
		Pump Complete Rebuilding Kit.....	7910	Pump Complete Rebuilding Kit.....	8561
		Pump Seal Kit.....	7918	Pump Seal Kit.....	8554
		Pump Drive Shaft Seal Kit.....	8709	Pump Drive Shaft Seal Kit.....	8712
		Stg. Gear Complete Rebuilding Kit; W/4-Bolt Gear Housing.....	7858	Rack & Pinion Seal Kit.....	8580
		Stg. Gear Complete Rebuilding Kit; W/Ring Retained Housing.....	8529	Rack & Pinion Upper Pinion Bearing Kit.....	8571
PASS. CARS		Stg. Gear Major Seal Kit; W/4-Bolt Gear Housing.....	7860	Rack & Pinion Lower Pinion Bearing Kit.....	8572
		Stg. Gear Major Seal Kit; W/Ring Retained Housing.....	8528		
		Stg. Gear Input Shaft Seal Kit.....	7095		
		Stg. Gear Complete Pitman Shaft Seal Kit; W/4-Bolt Gear Housing.....	8766		
		Stg. Gear Complete Pitman Shaft Seal Kit; W/Ring Retained Housing.....	8767		
		Stg. Gear Lower Pitman Shaft Seal Kit; W/4-Bolt Gear Housing.....	7856		
		Stg. Gear Lower Pitman Shaft Seal Kit; W/Ring Retained Housing.....	8530		
	1987-1986		V-6 3.8 L ENG.; V-6 4.3 L ENG.; V-8 5.0 L ENG.		
		Pump Complete Rebuilding Kit.....	7910	Pump Complete Rebuilding Kit.....	7910
		Pump Seal Kit.....	7918	Pump Seal Kit.....	7918
	Pump Drive Shaft Seal Kit.....	8709	Pump Drive Shaft Seal Kit.....	8709	
	Stg. Gear Complete Rebuilding Kit.....	8522	Stg. Gear Complete Rebuilding Kit.....	8522	
LIGHT TRUCKS		Stg. Gear Major Seal Kit.....	8521	Stg. Gear Major Seal Kit.....	8521
		Stg. Gear Input Shaft Seal Kit.....	8525	Stg. Gear Input Shaft Seal Kit.....	8525
		Stg. Gear Complete Pitman Shaft Seal Kit.....	8766	Stg. Gear Complete Pitman Shaft Seal Kit.....	8766
		Stg. Gear Lower Pitman Shaft Seal Kit.....	7856	Stg. Gear Lower Pitman Shaft Seal Kit.....	7856
	1985		1985		
	V-6 3.8 L ENG.; V-8 5.0 L ENG.		V-6 3.8 L ENG.; V-8 5.0 L ENG.		
		Pump Complete Rebuilding Kit.....	7910	Pump Complete Rebuilding Kit.....	7910
		Pump Seal Kit.....	7918	Pump Seal Kit.....	7918
		Pump Drive Shaft Seal Kit.....	8709	Pump Drive Shaft Seal Kit.....	8709
		Stg. Gear Complete Rebuilding Kit.....	8522	Stg. Gear Complete Rebuilding Kit.....	8522
MEDIUM/HEAVY TRUCKS		Stg. Gear Major Seal Kit.....	8521	Stg. Gear Major Seal Kit.....	8521
		Stg. Gear Input Shaft Seal Kit.....	8525	Stg. Gear Input Shaft Seal Kit.....	8525
		Stg. Gear Complete Pitman Shaft Seal Kit.....	8766	Stg. Gear Complete Pitman Shaft Seal Kit.....	8766
		Stg. Gear Lower Pitman Shaft Seal Kit.....	7856	Stg. Gear Lower Pitman Shaft Seal Kit.....	7856
	1984-1983		1984-1983		
	V-6 3.8 L ENG.; V-8 5.0 L ENG.; V-8 5.7 L DIESEL ENG.		V-6 3.8 L ENG.; V-8 5.0 L ENG.; V-8 5.7 L DIESEL ENG.		
		Pump Complete Rebuilding Kit.....	7910	Pump Complete Rebuilding Kit.....	7910
		Pump Seal Kit.....	7918	Pump Seal Kit.....	7918
		Pump Drive Shaft Seal Kit.....	8709	Pump Drive Shaft Seal Kit.....	8709
		Stg. Gear Complete Rebuilding Kit.....	8522	Stg. Gear Complete Rebuilding Kit.....	8522
BUSES		Stg. Gear Major Seal Kit.....	8521	Stg. Gear Major Seal Kit.....	8521
		Stg. Gear Input Shaft Seal Kit.....	8525	Stg. Gear Input Shaft Seal Kit.....	8525
		Stg. Gear Complete Pitman Shaft Seal Kit.....	8766	Stg. Gear Complete Pitman Shaft Seal Kit.....	8766
		Stg. Gear Lower Pitman Shaft Seal Kit.....	7856	Stg. Gear Lower Pitman Shaft Seal Kit.....	7856
	1982		1982		
	V-6 3.8 L ENG.; V-6 4.1 L ENG.; V-8 4.4 L ENG. (CANADA); V-8 5.7 L DIESEL ENG.		V-6 3.8 L ENG.; V-6 4.1 L ENG.; V-8 4.4 L ENG. (CANADA); V-8 5.7 L DIESEL ENG.		
		Pump Complete Rebuilding Kit.....	7910	Pump Complete Rebuilding Kit.....	7910
		Pump Seal Kit.....	7918	Pump Seal Kit.....	7918
		Pump Drive Shaft Seal Kit.....	8709	Pump Drive Shaft Seal Kit.....	8709
		Stg. Gear Complete Rebuilding Kit.....	8522	Stg. Gear Complete Rebuilding Kit.....	8522
HOSE NUMERICAL		Stg. Gear Major Seal Kit.....	8521	Stg. Gear Major Seal Kit.....	8521
		Stg. Gear Input Shaft Seal Kit.....	8525	Stg. Gear Input Shaft Seal Kit.....	8525
		Stg. Gear Complete Pitman Shaft Seal Kit.....	8766	Stg. Gear Complete Pitman Shaft Seal Kit.....	8766
		Stg. Gear Lower Pitman Shaft Seal Kit.....	7856	Stg. Gear Lower Pitman Shaft Seal Kit.....	7856
	1981		1981		
	V-6 3.8 L ENG.; V-8 4.3 L ENG.; V-8 4.4 L ENG. (CANADA); V-8 5.7 L DIESEL ENG.		V-6 3.8 L ENG.; V-8 4.3 L ENG.; V-8 4.4 L ENG. (CANADA); V-8 5.7 L DIESEL ENG.		
		Pump Complete Rebuilding Kit.....	7910	Pump Complete Rebuilding Kit.....	7910
		Pump Seal Kit.....	7918	Pump Seal Kit.....	7918
		Pump Drive Shaft Seal Kit.....	8709	Pump Drive Shaft Seal Kit.....	8709
		Stg. Gear Complete Rebuilding Kit; W/4-Bolt Gear Housing.....	8522	Stg. Gear Complete Rebuilding Kit; W/4-Bolt Gear Housing.....	8522
REPAIR KITS		Stg. Gear Complete Rebuilding Kit; W/Ring Retained Housing.....	8529	Stg. Gear Complete Rebuilding Kit; W/Ring Retained Housing.....	8529
		Stg. Gear Major Seal Kit; W/4-Bolt Gear Housing.....	8521	Stg. Gear Major Seal Kit; W/4-Bolt Gear Housing.....	8521
		Stg. Gear Major Seal Kit; W/Ring Retained Housing.....	8528	Stg. Gear Major Seal Kit; W/Ring Retained Housing.....	8528
		Stg. Gear Input Shaft Seal Kit; W/4-Bolt Gear Housing.....	8525	Stg. Gear Input Shaft Seal Kit; W/4-Bolt Gear Housing.....	8525
		Stg. Gear Input Shaft Seal Kit; W/Ring Retained Housing.....	7095	Stg. Gear Input Shaft Seal Kit; W/Ring Retained Housing.....	7095
		Stg. Gear Complete Pitman Shaft Seal Kit; W/4-Bolt Gear Housing.....	8766	Stg. Gear Complete Pitman Shaft Seal Kit; W/4-Bolt Gear Housing.....	8766
		Stg. Gear Complete Pitman Shaft Seal Kit; W/Ring Retained Housing.....	8767	Stg. Gear Complete Pitman Shaft Seal Kit; W/Ring Retained Housing.....	8767
		Stg. Gear Lower Pitman Shaft Seal Kit; W/4-Bolt Gear Housing.....	7856	Stg. Gear Lower Pitman Shaft Seal Kit; W/4-Bolt Gear Housing.....	7856
		Stg. Gear Lower Pitman Shaft Seal Kit; W/Ring Retained Housing.....	8530	Stg. Gear Lower Pitman Shaft Seal Kit; W/Ring Retained Housing.....	8530
	KIT NUMERICAL	GRAND PRIX		GRAND PRIX	
1995-1992		1995-1992			
V-6 3.1 L ENG.; V-6 3.4 L ENG.		V-6 3.1 L ENG.; V-6 3.4 L ENG.			
		Pump Seal Kit; W/Electronic Variable Assist.....	8793	Pump Seal Kit; W/Electronic Variable Assist.....	8793
		Pump Seal Kit; W/O Electronic Variable Assist.....	8624	Pump Seal Kit; W/O Electronic Variable Assist.....	8624
		Pump Drive Shaft Seal Kit.....	8709	Pump Drive Shaft Seal Kit.....	8709
		Rack & Pinion Seal Kit.....	8785	Rack & Pinion Seal Kit.....	8785
		Rack & Pinion Upper Pinion Bearing Kit.....	8571	Rack & Pinion Upper Pinion Bearing Kit.....	8571
		Rack & Pinion Lower Pinion Bearing Kit.....	8572	Rack & Pinion Lower Pinion Bearing Kit.....	8572
ILLUSTRATIONS		1991		1991	
	4-CYL. 2.3 L ENG.; V-6 3.1 L ENG.; V-6 3.4 L ENG.		4-CYL. 2.3 L ENG.; V-6 3.1 L ENG.; V-6 3.4 L ENG.		
		Pump Seal Kit.....	8624	Pump Seal Kit.....	8624
		Pump Drive Shaft Seal Kit.....	8709	Pump Drive Shaft Seal Kit.....	8709
		Rack & Pinion Seal Kit.....	8580	Rack & Pinion Seal Kit.....	8580
		Rack & Pinion Upper Pinion Bearing Kit.....	8571	Rack & Pinion Upper Pinion Bearing Kit.....	8571
		Rack & Pinion Lower Pinion Bearing Kit.....	8572	Rack & Pinion Lower Pinion Bearing Kit.....	8572
	1990		1990		
	4-CYL. 2.3 L ENG.; V-6 3.1 L ENG.		4-CYL. 2.3 L ENG.; V-6 3.1 L ENG.		
		Pump Seal Kit.....	8624	Pump Seal Kit.....	8624
	Pump Drive Shaft Seal Kit.....	8709	Pump Drive Shaft Seal Kit.....	8709	
	Rack & Pinion Seal Kit.....	8580	Rack & Pinion Seal Kit.....	8580	
	Rack & Pinion Upper Pinion Bearing Kit.....	8571	Rack & Pinion Upper Pinion Bearing Kit.....	8571	
	Rack & Pinion Lower Pinion Bearing Kit.....	8572	Rack & Pinion Lower Pinion Bearing Kit.....	8572	

☆ See Pages A14 - A15 For Pump or Gear Identification.

⊗ Packaged one bushing per box, order as required.

Power Steering Repair Kits for Passenger Cars and Light Trucks

Application	Kit No.	Application	Kit No.
PONTIAC - Continued		PONTIAC - Continued	
GRAND PRIX - Continued		GRAND PRIX - Continued	
1980		1975-1970	
V-6 3.8 L ENG.; V-8 4.3 L ENG.; V-8 4.9 L ENG.; V-8 5.0 L ENG.		V-8 400 ENG.; V-8 455 ENG.	
Pump Complete Rebuilding Kit.....	7910	Pump Complete Rebuilding Kit.....	7910
Pump Seal Kit.....	7918	Pump Seal Kit.....	7918
Pump Drive Shaft Seal Kit.....	8709	Pump Drive Shaft Seal Kit.....	8709
Stg. Gear Complete Rebuilding Kit; W/4-Bolt Gear Housing.....	8522	Stg. Gear Complete Rebuilding Kit.....	7858
Stg. Gear Complete Rebuilding Kit; W/Ring Retained Housing.....	8529	Stg. Gear Major Seal Kit.....	7860
Stg. Gear Major Seal Kit; W/4-Bolt Gear Housing.....	8521	Stg. Gear Input Shaft Seal Kit.....	7095
Stg. Gear Major Seal Kit; W/Ring Retained Housing.....	8528	Stg. Gear Complete Pitman Shaft Seal Kit.....	8766
Stg. Gear Input Shaft Seal Kit; W/4-Bolt Gear Housing.....	8525	Stg. Gear Lower Pitman Shaft Seal Kit.....	7856
Stg. Gear Input Shaft Seal Kit; W/Ring Retained Housing.....	7095		
Stg. Gear Complete Pitman Shaft Seal Kit; W/4-Bolt Gear Housing.....	8766		
Stg. Gear Complete Pitman Shaft Seal Kit; W/Ring Retained Housing.....	8767		
Stg. Gear Lower Pitman Shaft Seal Kit; W/4-Bolt Gear Housing.....	7856		
Stg. Gear Lower Pitman Shaft Seal Kit; W/Ring Retained Housing.....	8530		
1979		1969	
V-6 231 ENG.; V-8 301 ENG.; V-8 305 ENG.		V-8 400 ENG.; V-8 428 ENG.	
Pump Complete Rebuilding Kit.....	7910	Pump Complete Rebuilding Kit.....	7910
Pump Seal Kit.....	7918	Pump Seal Kit.....	7918
Pump Drive Shaft Seal Kit.....	8709	Pump Drive Shaft Seal Kit.....	8709
Stg. Gear Complete Rebuilding Kit; W/4-Bolt Gear Housing.....	8522	Stg. Gear Complete Rebuilding Kit.....	7858
Stg. Gear Complete Rebuilding Kit; W/Ring Retained Housing.....	8529	Stg. Gear Major Seal Kit.....	7860
Stg. Gear Major Seal Kit; W/4-Bolt Gear Housing.....	8521	Stg. Gear Input Shaft Seal Kit.....	7095
Stg. Gear Major Seal Kit; W/Ring Retained Housing.....	8528	Stg. Gear Complete Pitman Shaft Seal Kit.....	8766
Stg. Gear Input Shaft Seal Kit; W/4-Bolt Gear Housing.....	8525	Stg. Gear Lower Pitman Shaft Seal Kit.....	7856
Stg. Gear Input Shaft Seal Kit; W/Ring Retained Housing.....	7095		
Stg. Gear Complete Pitman Shaft Seal Kit; W/4-Bolt Gear Housing.....	8766		
Stg. Gear Complete Pitman Shaft Seal Kit; W/Ring Retained Housing.....	8767		
Stg. Gear Lower Pitman Shaft Seal Kit; W/4-Bolt Gear Housing.....	7856		
Stg. Gear Lower Pitman Shaft Seal Kit; W/Ring Retained Housing.....	8530		
1978		1968-1967	
V-6 231 ENG.; V-8 301 ENG.; V-8 305 ENG.		V-8 400 ENG.; V-8 428 ENG.	
Pump Complete Rebuilding Kit.....	7910	Pump Complete Rebuilding Kit.....	7910
Pump Seal Kit.....	7918	Pump Seal Kit.....	7918
Pump Drive Shaft Seal Kit.....	8709	Pump Drive Shaft Seal Kit.....	8709
Stg. Gear Complete Rebuilding Kit; W/4-Bolt Gear Housing.....	8522	Stg. Gear Complete Rebuilding Kit.....	7857
Stg. Gear Complete Rebuilding Kit; W/Ring Retained Housing.....	8529	Stg. Gear Major Seal Kit.....	7859
Stg. Gear Major Seal Kit; W/4-Bolt Gear Housing.....	8521	Stg. Gear Input Shaft Seal Kit.....	7095
Stg. Gear Major Seal Kit; W/Ring Retained Housing.....	8528	Stg. Gear Complete Pitman Shaft Seal Kit.....	8766
Stg. Gear Input Shaft Seal Kit; W/4-Bolt Gear Housing.....	8525	Stg. Gear Lower Pitman Shaft Seal Kit.....	7856
Stg. Gear Input Shaft Seal Kit; W/Ring Retained Housing.....	7095		
Stg. Gear Complete Pitman Shaft Seal Kit; W/4-Bolt Gear Housing.....	8766		
Stg. Gear Complete Pitman Shaft Seal Kit; W/Ring Retained Housing.....	8767		
Stg. Gear Lower Pitman Shaft Seal Kit; W/4-Bolt Gear Housing.....	7856		
Stg. Gear Lower Pitman Shaft Seal Kit; W/Ring Retained Housing.....	8530		
1977		1966-1964	
V-8 301 ENG.; V-8 350 ENG.; V-8 400 ENG.; V-8 403 ENG.		V-8 389 ENG.; V-8 421 ENG.	
Pump Complete Rebuilding Kit.....	7910	Pump Seal Kit.....	8755
Pump Seal Kit.....	7918	Pump Drive Shaft Seal Kit.....	8711
Pump Drive Shaft Seal Kit.....	8709	Stg. Gear Complete Rebuilding Kit.....	7857
Stg. Gear Complete Rebuilding Kit; W/4-Bolt Gear Housing.....	7858	Stg. Gear Major Seal Kit.....	7859
Stg. Gear Complete Rebuilding Kit; W/Ring Retained Housing.....	8529	Stg. Gear Input Shaft Seal Kit.....	7095
Stg. Gear Major Seal Kit; W/4-Bolt Gear Housing.....	7860	Stg. Gear Complete Pitman Shaft Seal Kit.....	8766
Stg. Gear Major Seal Kit; W/Ring Retained Housing.....	8528	Stg. Gear Lower Pitman Shaft Seal Kit.....	7856
Stg. Gear Input Shaft Seal Kit.....	7095		
Stg. Gear Complete Pitman Shaft Seal Kit; W/4-Bolt Gear Housing.....	8766		
Stg. Gear Complete Pitman Shaft Seal Kit; W/Ring Retained Housing.....	8767		
Stg. Gear Lower Pitman Shaft Seal Kit; W/4-Bolt Gear Housing.....	7856		
Stg. Gear Lower Pitman Shaft Seal Kit; W/Ring Retained Housing.....	8530		
1976		1962	
V-8 350 ENG.; V-8 400 ENG.; V-8 455 ENG.		V-8 389 ENG.	
Pump Complete Rebuilding Kit.....	7910	Pump Seal Kit.....	8754
Pump Seal Kit.....	7918	Pump Drive Shaft Seal Kit.....	8709
Pump Drive Shaft Seal Kit.....	8709	Stg. Gear Complete Rebuilding Kit.....	7857
Stg. Gear Complete Rebuilding Kit; W/4-Bolt Gear Housing.....	7858	Stg. Gear Major Seal Kit.....	7859
Stg. Gear Complete Rebuilding Kit; W/Ring Retained Housing.....	8529	Stg. Gear Input Shaft Seal Kit.....	7095
Stg. Gear Major Seal Kit; W/4-Bolt Gear Housing.....	7860	Stg. Gear Complete Pitman Shaft Seal Kit.....	8766
Stg. Gear Major Seal Kit; W/Ring Retained Housing.....	8528	Stg. Gear Lower Pitman Shaft Seal Kit.....	7856
Stg. Gear Input Shaft Seal Kit.....	7095		
Stg. Gear Complete Pitman Shaft Seal Kit; W/4-Bolt Gear Housing.....	8766		
Stg. Gear Complete Pitman Shaft Seal Kit; W/Ring Retained Housing.....	8767		
Stg. Gear Lower Pitman Shaft Seal Kit; W/4-Bolt Gear Housing.....	7856		
Stg. Gear Lower Pitman Shaft Seal Kit; W/Ring Retained Housing.....	8530		
1975		GRAND SAFARI	
V-8 301 ENG.; V-8 350 ENG.; V-8 400 ENG.; V-8 403 ENG.		1978	
Pump Complete Rebuilding Kit.....	7910	V-8 301 ENG.; V-8 305 (CANADA) ENG.; V-8 350 ENG.; V-8 400 ENG.; V-8 403 ENG.	
Pump Seal Kit.....	7918	Pump Complete Rebuilding Kit.....	7910
Pump Drive Shaft Seal Kit.....	8709	Pump Seal Kit.....	7918
Stg. Gear Complete Rebuilding Kit; W/4-Bolt Gear Housing.....	7858	Pump Drive Shaft Seal Kit.....	8709
Stg. Gear Complete Rebuilding Kit; W/Ring Retained Housing.....	8529	Stg. Gear Complete Rebuilding Kit.....	7858
Stg. Gear Major Seal Kit; W/4-Bolt Gear Housing.....	7860	Stg. Gear Major Seal Kit.....	7860
Stg. Gear Major Seal Kit; W/Ring Retained Housing.....	8528	Stg. Gear Input Shaft Seal Kit.....	7095
Stg. Gear Input Shaft Seal Kit.....	7095	Stg. Gear Complete Pitman Shaft Seal Kit.....	8766
Stg. Gear Complete Pitman Shaft Seal Kit; W/4-Bolt Gear Housing.....	8766	Stg. Gear Lower Pitman Shaft Seal Kit.....	7856
Stg. Gear Complete Pitman Shaft Seal Kit; W/Ring Retained Housing.....	8767		
Stg. Gear Lower Pitman Shaft Seal Kit; W/4-Bolt Gear Housing.....	7856		
Stg. Gear Lower Pitman Shaft Seal Kit; W/Ring Retained Housing.....	8530		
1974		1977	
V-8 301 ENG.; V-8 305 ENG.; V-8 350 ENG.; V-8 400 ENG.; V-8 403 ENG.		V-8 301 ENG.; V-8 305 ENG.; V-8 350 ENG.; V-8 400 ENG.; V-8 403 ENG.	
Pump Complete Rebuilding Kit.....	7910	Pump Complete Rebuilding Kit.....	7910
Pump Seal Kit.....	7918	Pump Seal Kit.....	7918
Pump Drive Shaft Seal Kit.....	8709	Pump Drive Shaft Seal Kit.....	8709
Stg. Gear Complete Rebuilding Kit; W/4-Bolt Gear Housing.....	7858	Stg. Gear Complete Rebuilding Kit.....	7858
Stg. Gear Complete Rebuilding Kit; W/Ring Retained Housing.....	8529	Stg. Gear Major Seal Kit.....	7860
Stg. Gear Major Seal Kit; W/4-Bolt Gear Housing.....	7860	Stg. Gear Input Shaft Seal Kit.....	7095
Stg. Gear Major Seal Kit; W/Ring Retained Housing.....	8528	Stg. Gear Complete Pitman Shaft Seal Kit.....	8766
Stg. Gear Input Shaft Seal Kit.....	7095	Stg. Gear Lower Pitman Shaft Seal Kit.....	7856
Stg. Gear Complete Pitman Shaft Seal Kit; W/4-Bolt Gear Housing.....	8766		
Stg. Gear Complete Pitman Shaft Seal Kit; W/Ring Retained Housing.....	8767		
Stg. Gear Lower Pitman Shaft Seal Kit; W/4-Bolt Gear Housing.....	7856		
Stg. Gear Lower Pitman Shaft Seal Kit; W/Ring Retained Housing.....	8530		

☆ See Pages A14 - A15 For Pump or Gear Identification.

⊙ Packaged one bushing per box, order as required.

SYSTEM PUMP & GEAR IDENT.

SYSTEM & COMPONENT IDENT.

PASS. CARS

LIGHT TRUCKS

MEDIUM/HEAVY TRUCKS

BUSES

HOSE NUMERICAL

REPAIR KITS

KIT NUMERICAL

ILLUSTRATIONS

Power Steering Repair Kits for Passenger Cars and Light Trucks

	Application	Kit No.	Application	Kit No.	
SYSTEM PUMP & GEAR IDENT.	PONTIAC - Continued		PONTIAC - Continued		
	GRAND SAFARI - Continued		GRANDVILLE - Continued		
	1977 - Continued		1972 - Continued		
	V-8 301 ENG.; V-8 305 ENG.; V-8 350 ENG.; V-8 400 ENG.; V-8 403 ENG. - Continued		V-8 455 ENG. - Continued		
		Pump Seal Kit.....	7918	Pump Seal Kit.....	7918
		Pump Drive Shaft Seal Kit.....	8709	Pump Drive Shaft Seal Kit.....	8709
		Stg. Gear Complete Rebuilding Kit.....	7858	Stg. Gear Complete Rebuilding Kit.....	7857
		Stg. Gear Major Seal Kit.....	7860	Stg. Gear Major Seal Kit.....	7859
		Stg. Gear Input Shaft Seal Kit.....	7095	Stg. Gear Input Shaft Seal Kit.....	7095
		Stg. Gear Complete Pitman Shaft Seal Kit.....	8766	Stg. Gear Complete Pitman Shaft Seal Kit.....	8766
	Stg. Gear Lower Pitman Shaft Seal Kit.....	7856	Stg. Gear Lower Pitman Shaft Seal Kit.....	7856	
SYSTEM & COMPONENT IDENT.	1976-1975		1971		
	V-8 400 ENG.; V-8 455 ENG.		V-8 400 ENG.; V-8 455 ENG.		
		Pump Complete Rebuilding Kit.....	7910	Pump Complete Rebuilding Kit.....	7910
		Pump Seal Kit.....	7918	Pump Seal Kit.....	7918
		Pump Drive Shaft Seal Kit.....	8709	Pump Drive Shaft Seal Kit.....	8709
		Stg. Gear Complete Rebuilding Kit.....	7858	Stg. Gear Complete Rebuilding Kit.....	7857
		Stg. Gear Major Seal Kit.....	7860	Stg. Gear Major Seal Kit.....	7859
		Stg. Gear Input Shaft Seal Kit.....	7095	Stg. Gear Input Shaft Seal Kit.....	7095
		Stg. Gear Complete Pitman Shaft Seal Kit.....	8766	Stg. Gear Complete Pitman Shaft Seal Kit.....	8766
		Stg. Gear Lower Pitman Shaft Seal Kit.....	7856	Stg. Gear Lower Pitman Shaft Seal Kit.....	7856
PASS. CARS	1974-1971		GTO		
	V-8 400 ENG.; V-8 455 ENG.		1971-1970		
		Pump Complete Rebuilding Kit.....	7910	V-8 400 ENG.; V-8 455 ENG.	
		Pump Seal Kit.....	7918	Pump Complete Rebuilding Kit.....	7910
		Pump Drive Shaft Seal Kit.....	8709	Pump Seal Kit.....	7918
		Stg. Gear Complete Rebuilding Kit.....	7857	Pump Drive Shaft Seal Kit.....	8709
		Stg. Gear Major Seal Kit.....	7859	Stg. Gear Complete Rebuilding Kit.....	7858
		Stg. Gear Input Shaft Seal Kit.....	7095	Stg. Gear Major Seal Kit.....	7860
		Stg. Gear Complete Pitman Shaft Seal Kit.....	8766	Stg. Gear Input Shaft Seal Kit.....	7095
		Stg. Gear Lower Pitman Shaft Seal Kit.....	7856	Stg. Gear Complete Pitman Shaft Seal Kit.....	8766
LIGHT TRUCKS	GRANDVILLE		1969-1967		
	1975		V-8 400 ENG.		
	V-8 400 ENG.; V-8 455 ENG.		Pump Complete Rebuilding Kit.....		
		Pump Complete Rebuilding Kit.....	7910	Pump Seal Kit.....	7918
		Pump Seal Kit.....	7918	Pump Drive Shaft Seal Kit.....	8709
		Pump Drive Shaft Seal Kit.....	8709	Stg. Gear Complete Rebuilding Kit.....	7858
		Stg. Gear Complete Rebuilding Kit.....	7857	Stg. Gear Major Seal Kit.....	7860
		Stg. Gear Major Seal Kit.....	7859	Stg. Gear Input Shaft Seal Kit.....	7095
		Stg. Gear Input Shaft Seal Kit.....	7095	Stg. Gear Complete Pitman Shaft Seal Kit.....	8766
		Stg. Gear Complete Pitman Shaft Seal Kit.....	8766	Stg. Gear Lower Pitman Shaft Seal Kit.....	7856
MEDIUM/HEAVY TRUCKS	1974		1966		
	V-8 455 ENG.		V-8 389 ENG.		
		Pump Complete Rebuilding Kit.....	7910	Pump Seal Kit.....	8755
		Pump Seal Kit.....	7918	Pump Drive Shaft Seal Kit.....	8711
		Pump Drive Shaft Seal Kit.....	8709	Stg. Gear Complete Rebuilding Kit.....	7857
		Stg. Gear Complete Rebuilding Kit.....	7857	Stg. Gear Major Seal Kit.....	7859
		Stg. Gear Major Seal Kit.....	7859	Stg. Gear Input Shaft Seal Kit.....	7095
		Stg. Gear Input Shaft Seal Kit.....	7095	Stg. Gear Complete Pitman Shaft Seal Kit.....	8766
		Stg. Gear Complete Pitman Shaft Seal Kit.....	8766	Stg. Gear Lower Pitman Shaft Seal Kit.....	7856
		Stg. Gear Lower Pitman Shaft Seal Kit.....	7856		
BUSES	1973		J2000		
	V-8 400 ENG.		1982		
		Pump Complete Rebuilding Kit.....	7910	4-CYL. 1.8 L ENG.	
		Pump Seal Kit.....	7918	Pump Complete Rebuilding Kit.....	8630
		Pump Drive Shaft Seal Kit.....	8709	Pump Seal Kit.....	8631
		Stg. Gear Complete Rebuilding Kit.....	7857	Pump Drive Shaft Seal Kit.....	8709
		Stg. Gear Major Seal Kit.....	7859	Rack & Pinion Seal Kit; W/O Performance Suspension.....	8581
		Stg. Gear Input Shaft Seal Kit.....	7095	Rack & Pinion Seal Kit; W/Performance Suspension.....	8582
		Stg. Gear Complete Pitman Shaft Seal Kit.....	8766	Rack & Pinion Upper Pinion Bearing Kit.....	8571
		Stg. Gear Lower Pitman Shaft Seal Kit.....	7856	Rack & Pinion Lower Pinion Bearing Kit.....	8572
HOSE NUMERICAL	V-8 455 ENG.		LAURENTIAN		
	V-8 455 ENG.		1981		
		Pump Complete Rebuilding Kit.....	7910	V-6 3.8 L ENG. (CANADA); V-8 4.3 L ENG. (CANADA); V-8 4.4 L ENG. (CANADA); V-8 5.0 L ENG. (CANADA); V-8 5.7 L DIESEL ENG. (CANADA)	
		Pump Seal Kit.....	7918	Pump Complete Rebuilding Kit.....	7910
		Pump Drive Shaft Seal Kit.....	8709	Pump Seal Kit.....	7918
		Stg. Gear Complete Rebuilding Kit.....	7858	Pump Drive Shaft Seal Kit.....	8709
		Stg. Gear Major Seal Kit.....	7860	Stg. Gear Complete Rebuilding Kit.....	8522
		Stg. Gear Input Shaft Seal Kit.....	7095	Stg. Gear Major Seal Kit.....	8521
		Stg. Gear Complete Pitman Shaft Seal Kit.....	8766	Stg. Gear Input Shaft Seal Kit.....	8525
		Stg. Gear Lower Pitman Shaft Seal Kit.....	7856	Stg. Gear Complete Pitman Shaft Seal Kit.....	8766
REPAIR KITS	1972		1972		
	V-8 455 ENG.		V-8 455 ENG.		
		Pump Complete Rebuilding Kit.....	7910	Pump Complete Rebuilding Kit.....	7910

☆ See Pages A14 - A15 For Pump or Gear Identification.

⊗ Packaged one bushing per box, order as required.

Power Steering Repair Kits for Passenger Cars and Light Trucks

Application	Kit No.	Application	Kit No.
PONTIAC - Continued		PONTIAC - Continued	
LAURENTIAN - Continued		LAURENTIAN - Continued	
1980		1972-1971 - Continued	
V-6 3.8 L ENG. (CANADA); V-8 4.4 L ENG. (CANADA); V-8 5.0 L ENG. (CANADA); V-8 5.7 L ENG. (CANADA); V-8 5.7 L DIESEL ENG. (CANADA)		6-CYL. 250 (CANADA) ENG.; V-8 350 (CANADA) ENG.	
Pump Complete Rebuilding Kit.....	7910	- Continued	
Pump Seal Kit.....	7918	Pump Drive Shaft Seal Kit.....	8709
Pump Drive Shaft Seal Kit.....	8709	Stg. Gear Complete Rebuilding Kit; W/A.C.....	7857
Stg. Gear Complete Rebuilding Kit.....	8522	Stg. Gear Complete Rebuilding Kit; W/O A.C.....	7858
Stg. Gear Major Seal Kit.....	8521	Stg. Gear Major Seal Kit; W/A.C.....	7859
Stg. Gear Input Shaft Seal Kit.....	8525	Stg. Gear Major Seal Kit; W/O A.C.....	7860
Stg. Gear Complete Pitman Shaft Seal Kit.....	8766	Stg. Gear Input Shaft Seal Kit.....	7095
Stg. Gear Lower Pitman Shaft Seal Kit.....	7856	Stg. Gear Complete Pitman Shaft Seal Kit.....	8766
		Stg. Gear Lower Pitman Shaft Seal Kit.....	7856
1979		1970	
6-CYL. 250 (CANADA) ENG.; V-8 305 (CANADA) ENG.; V-8 350 (CANADA) ENG.		6-CYL. 250 (CANADA) ENG.; V-8 350 (CANADA) ENG.; V-8 400 (CANADA) ENG.; V-8 454 (CANADA) ENG.	
Pump Complete Rebuilding Kit.....	7910	Pump Complete Rebuilding Kit.....	7910
Pump Seal Kit.....	7918	Pump Seal Kit.....	7918
Pump Drive Shaft Seal Kit.....	8709	Pump Drive Shaft Seal Kit.....	8709
Stg. Gear Complete Rebuilding Kit.....	8522	Stg. Gear Complete Rebuilding Kit; W/A.C.....	7857
Stg. Gear Major Seal Kit.....	8521	Stg. Gear Complete Rebuilding Kit; W/O A.C.....	7858
Stg. Gear Input Shaft Seal Kit.....	8525	Stg. Gear Major Seal Kit; W/A.C.....	7859
Stg. Gear Complete Pitman Shaft Seal Kit.....	8766	Stg. Gear Major Seal Kit; W/O A.C.....	7860
Stg. Gear Lower Pitman Shaft Seal Kit.....	7856	Stg. Gear Input Shaft Seal Kit.....	7095
		Stg. Gear Complete Pitman Shaft Seal Kit.....	8766
		Stg. Gear Lower Pitman Shaft Seal Kit.....	7856
1978-1977		1969	
6-CYL. 250 (CANADA) ENG.; V-8 305 (CANADA) ENG.; V-8 350 (CANADA) ENG.		6-CYL. 250 (CANADA) ENG.; V-8 327 (CANADA) ENG.; V-8 350 (CANADA) ENG.; V-8 396 (CANADA) ENG.; V-8 427 (CANADA) ENG.	
Pump Complete Rebuilding Kit.....	7910	Pump Complete Rebuilding Kit.....	7910
Pump Seal Kit.....	7918	Pump Seal Kit.....	7918
Pump Drive Shaft Seal Kit.....	8709	Pump Drive Shaft Seal Kit.....	8709
Stg. Gear Complete Rebuilding Kit.....	7858	Stg. Gear Complete Rebuilding Kit; W/A.C.....	7857
Stg. Gear Major Seal Kit.....	7860	Stg. Gear Complete Rebuilding Kit; W/O A.C.....	7858
Stg. Gear Input Shaft Seal Kit.....	7095	Stg. Gear Major Seal Kit; W/A.C.....	7859
Stg. Gear Complete Pitman Shaft Seal Kit.....	8766	Stg. Gear Major Seal Kit; W/O A.C.....	7860
Stg. Gear Lower Pitman Shaft Seal Kit.....	7856	Stg. Gear Input Shaft Seal Kit.....	7095
		Stg. Gear Complete Pitman Shaft Seal Kit.....	8766
		Stg. Gear Lower Pitman Shaft Seal Kit.....	7856
1976		1968	
V-8 350 (CANADA) ENG.; V-8 400 (CANADA) ENG.; V-8 455 (CANADA) ENG.		6-CYL. 250 (CANADA) ENG.; V-8 327 (CANADA) ENG.; V-8 396 (CANADA) ENG.; V-8 427 (CANADA) ENG.	
Pump Complete Rebuilding Kit.....	7910	Pump Complete Rebuilding Kit.....	7910
Pump Seal Kit.....	7918	Pump Seal Kit.....	7918
Pump Drive Shaft Seal Kit.....	8709	Pump Drive Shaft Seal Kit.....	8709
Stg. Gear Complete Rebuilding Kit.....	7858	Stg. Gear Complete Rebuilding Kit; W/A.C.....	7857
Stg. Gear Major Seal Kit.....	7860	Stg. Gear Complete Rebuilding Kit; W/O A.C.....	7858
Stg. Gear Input Shaft Seal Kit.....	7095	Stg. Gear Major Seal Kit; W/A.C.....	7859
Stg. Gear Complete Pitman Shaft Seal Kit.....	8766	Stg. Gear Major Seal Kit; W/O A.C.....	7860
Stg. Gear Lower Pitman Shaft Seal Kit.....	7856	Stg. Gear Input Shaft Seal Kit.....	7095
		Stg. Gear Complete Pitman Shaft Seal Kit.....	8766
		Stg. Gear Lower Pitman Shaft Seal Kit.....	7856
1975-1974		1967	
V-8 350 (CANADA) ENG.; V-8 400 (CANADA) ENG.; V-8 455 (CANADA) ENG.		6-CYL. 250 (CANADA) ENG.; V-8 283 (CANADA) ENG.; V-8 327 (CANADA) ENG.; V-8 396 (CANADA) ENG.; V-8 427 (CANADA) ENG.	
Pump Complete Rebuilding Kit.....	7910	Pump Complete Rebuilding Kit.....	7910
Pump Seal Kit.....	7918	Pump Seal Kit.....	7918
Pump Drive Shaft Seal Kit.....	8709	Pump Drive Shaft Seal Kit.....	8709
Stg. Gear Complete Rebuilding Kit; W/A.C.....	7857	Stg. Gear Complete Rebuilding Kit; W/A.C.....	7857
Stg. Gear Complete Rebuilding Kit; W/O A.C.....	7858	Stg. Gear Complete Rebuilding Kit; W/O A.C.....	7858
Stg. Gear Major Seal Kit; W/A.C.....	7859	Stg. Gear Major Seal Kit; W/A.C.....	7859
Stg. Gear Major Seal Kit; W/O A.C.....	7860	Stg. Gear Major Seal Kit; W/O A.C.....	7860
Stg. Gear Input Shaft Seal Kit.....	7095	Stg. Gear Input Shaft Seal Kit.....	7095
Stg. Gear Complete Pitman Shaft Seal Kit.....	8766	Stg. Gear Complete Pitman Shaft Seal Kit.....	8766
Stg. Gear Lower Pitman Shaft Seal Kit.....	7856	Stg. Gear Lower Pitman Shaft Seal Kit.....	7856
1973		1966	
V-8 350 (CANADA) ENG.		6-CYL. 250 (CANADA) ENG.; V-8 283 (CANADA) ENG.; V-8 327 (CANADA) ENG.; V-8 396 (CANADA) ENG.; V-8 427 (CANADA) ENG.	
Pump Complete Rebuilding Kit.....	7910	Pump Seal Kit.....	8755
Pump Seal Kit.....	7918	Pump Drive Shaft Seal Kit.....	8711
Pump Drive Shaft Seal Kit.....	8709	Stg. Gear Complete Rebuilding Kit; W/A.C.....	7857
Stg. Gear Complete Rebuilding Kit; W/A.C.....	7857	Stg. Gear Complete Rebuilding Kit; W/O A.C.....	7858
Stg. Gear Complete Rebuilding Kit; W/O A.C.....	7858	Stg. Gear Complete Rebuilding Kit; W/A.C.....	7859
Stg. Gear Major Seal Kit; W/A.C.....	7859	Stg. Gear Major Seal Kit; W/O A.C.....	7860
Stg. Gear Major Seal Kit; W/O A.C.....	7860	Stg. Gear Input Shaft Seal Kit.....	7095
Stg. Gear Input Shaft Seal Kit.....	7095	Stg. Gear Complete Pitman Shaft Seal Kit.....	8766
Stg. Gear Complete Pitman Shaft Seal Kit.....	8766	Stg. Gear Lower Pitman Shaft Seal Kit.....	7856
Stg. Gear Lower Pitman Shaft Seal Kit.....	7856		
1972-1971		1965	
6-CYL. 250 (CANADA) ENG.; V-8 350 (CANADA) ENG.		6-CYL. 250 (CANADA) ENG.; V-8 283 (CANADA) ENG.; V-8 327 (CANADA) ENG.; V-8 396 (CANADA) ENG.; V-8 427 (CANADA) ENG.	
Pump Complete Rebuilding Kit.....	7910	Pump Seal Kit.....	8755
Pump Seal Kit.....	7918	Pump Drive Shaft Seal Kit.....	8711
		Stg. Gear Complete Rebuilding Kit; W/A.C.....	7857
		Stg. Gear Complete Rebuilding Kit; W/O A.C.....	7858
		Stg. Gear Complete Rebuilding Kit; W/A.C.....	7859
		Stg. Gear Major Seal Kit; W/O A.C.....	7860

SYSTEM
PUMP &
GEAR
IDENT.

SYSTEM &
COM-
PONENT
IDENT.

PASS.
CARS

LIGHT
TRUCKS

MEDIUM/
HEAVY
TRUCKS

BUSES

HOSE
NUMER-
ICAL

REPAIR
KITS

KIT
NUMER-
ICAL

ILLUSTRATIONS

☆ See Pages A14 - A15 For Pump or Gear Identification.

⊗ Packaged one bushing per box, order as required.

Power Steering Repair Kits for Passenger Cars and Light Trucks

Application	Kit No.	Application	Kit No.
PONTIAC - Continued		PONTIAC - Continued	
LEMANS - Continued		PARISIENNE - Continued	
1978 - Continued		1985	
V-8 301 ENG. - Continued		V-6 3.8 L ENG. (CANADA); V-6 4.3 L ENG.; V-8 5.0 L ENG.; V-8 5.7 L DIESEL ENG.	
Stg. Gear Complete Pitman Shaft Seal Kit; W/Ring Retained Housing.....	8767	Pump Complete Rebuilding Kit.....	7910
Stg. Gear Lower Pitman Shaft Seal Kit; W/4-Bolt Gear Housing.....	7856	Pump Seal Kit.....	7918
Stg. Gear Lower Pitman Shaft Seal Kit; W/Ring Retained Housing....	8530	Pump Drive Shaft Seal Kit.....	8709
1977		Stg. Gear Complete Rebuilding Kit.....	8522
6-CYL. 250 (CANADA) ENG.; V-6 231 ENG.; V-8 301 ENG.; V-8 305 ENG.; V-8 350 ENG.; V-8 400 ENG.; V-8 403 ENG.		Stg. Gear Major Seal Kit.....	8521
Pump Complete Rebuilding Kit.....	7910	Stg. Gear Input Shaft Seal Kit.....	8525
Pump Seal Kit.....	7918	Stg. Gear Complete Pitman Shaft Seal Kit.....	8766
Pump Drive Shaft Seal Kit.....	8709	Stg. Gear Lower Pitman Shaft Seal Kit.....	7856
Stg. Gear Complete Rebuilding Kit; W/4-Bolt Gear Housing.....	7858	1984-1983	
Stg. Gear Complete Rebuilding Kit; W/Ring Retained Housing.....	8529	V-6 3.8 L ENG.; V-8 5.0 L ENG.; V-8 5.7 L DIESEL ENG.	
Stg. Gear Major Seal Kit; W/4-Bolt Gear Housing.....	7860	Pump Complete Rebuilding Kit.....	7910
Stg. Gear Major Seal Kit; W/Ring Retained Housing.....	8528	Pump Seal Kit.....	7918
Stg. Gear Input Shaft Seal Kit.....	7095	Pump Drive Shaft Seal Kit.....	8709
Stg. Gear Complete Pitman Shaft Seal Kit; W/4-Bolt Gear Housing...	8766	Stg. Gear Complete Rebuilding Kit.....	8522
Stg. Gear Complete Pitman Shaft Seal Kit; W/Ring Retained Housing.....	8767	Stg. Gear Major Seal Kit.....	8521
Stg. Gear Lower Pitman Shaft Seal Kit; W/4-Bolt Gear Housing.....	7856	Stg. Gear Input Shaft Seal Kit.....	8525
Stg. Gear Lower Pitman Shaft Seal Kit; W/Ring Retained Housing....	8530	Stg. Gear Complete Pitman Shaft Seal Kit.....	8766
1976		Stg. Gear Lower Pitman Shaft Seal Kit.....	7856
6-CYL. 250 ENG.; V-8 260 ENG.; V-8 305 (CANADA) ENG.; V-8 350 ENG.; V-8 400 ENG.; V-8 455 ENG.		1982	
Pump Complete Rebuilding Kit.....	7910	V-6 3.8 L ENG. (CANADA); V-8 4.4 L ENG. (CANADA); V-8 5.0 L ENG. (CANADA); V-8 5.7 L DIESEL ENG. (CANADA)	
Pump Seal Kit.....	7918	Pump Complete Rebuilding Kit.....	7910
Pump Drive Shaft Seal Kit.....	8709	Pump Seal Kit.....	7918
Stg. Gear Complete Rebuilding Kit.....	7858	Pump Drive Shaft Seal Kit.....	8709
Stg. Gear Major Seal Kit.....	7860	Stg. Gear Complete Rebuilding Kit.....	8522
Stg. Gear Input Shaft Seal Kit.....	7095	Stg. Gear Major Seal Kit.....	8521
Stg. Gear Complete Pitman Shaft Seal Kit.....	8766	Stg. Gear Input Shaft Seal Kit.....	8525
Stg. Gear Lower Pitman Shaft Seal Kit.....	7856	Stg. Gear Complete Pitman Shaft Seal Kit.....	8766
1975		Stg. Gear Lower Pitman Shaft Seal Kit.....	7856
6-CYL. 250 ENG.; V-8 350 ENG.; V-8 400 ENG.		1981	
Pump Complete Rebuilding Kit.....	7910	V-6 3.8 L ENG. (CANADA); V-8 4.3 L ENG. (CANADA); V-8 4.4 L ENG. (CANADA); V-8 5.0 L ENG. (CANADA); V-8 5.7 L DIESEL ENG. (CANADA)	
Pump Seal Kit.....	7918	Pump Complete Rebuilding Kit.....	7910
Pump Drive Shaft Seal Kit.....	8709	Pump Seal Kit.....	7918
Stg. Gear Complete Rebuilding Kit.....	7858	Pump Drive Shaft Seal Kit.....	8709
Stg. Gear Major Seal Kit.....	7860	Stg. Gear Complete Rebuilding Kit.....	8522
Stg. Gear Input Shaft Seal Kit.....	7095	Stg. Gear Major Seal Kit.....	8521
Stg. Gear Complete Pitman Shaft Seal Kit.....	8766	Stg. Gear Input Shaft Seal Kit.....	8525
Stg. Gear Lower Pitman Shaft Seal Kit.....	7856	Stg. Gear Complete Pitman Shaft Seal Kit.....	8766
1974-1971		Stg. Gear Lower Pitman Shaft Seal Kit.....	7856
6-CYL. 250 ENG.; V-8 350 ENG.; V-8 400 ENG.; V-8 455 ENG.		1980	
Pump Complete Rebuilding Kit.....	7910	V-6 3.8 L ENG. (CANADA); V-8 4.4 L ENG. (CANADA); V-8 5.0 L ENG. (CANADA); V-8 5.7 L ENG. (CANADA); V-8 5.7 L DIESEL ENG. (CANADA)	
Pump Seal Kit.....	7918	Pump Complete Rebuilding Kit.....	7910
Pump Drive Shaft Seal Kit.....	8709	Pump Seal Kit.....	7918
Stg. Gear Complete Rebuilding Kit.....	7858	Pump Drive Shaft Seal Kit.....	8709
Stg. Gear Major Seal Kit.....	7860	Stg. Gear Complete Rebuilding Kit.....	8522
Stg. Gear Input Shaft Seal Kit.....	7095	Stg. Gear Major Seal Kit.....	8521
Stg. Gear Complete Pitman Shaft Seal Kit.....	8766	Stg. Gear Input Shaft Seal Kit.....	8525
Stg. Gear Lower Pitman Shaft Seal Kit.....	7856	Stg. Gear Complete Pitman Shaft Seal Kit.....	8766
1970		Stg. Gear Lower Pitman Shaft Seal Kit.....	7856
6-CYL. 250 ENG.; V-8 350 ENG.; V-8 400 ENG.		1980	
Pump Complete Rebuilding Kit.....	7910	V-6 3.8 L ENG. (CANADA); V-8 4.4 L ENG. (CANADA); V-8 5.0 L ENG. (CANADA); V-8 5.7 L ENG. (CANADA); V-8 5.7 L DIESEL ENG. (CANADA)	
Pump Seal Kit.....	7918	Pump Complete Rebuilding Kit.....	7910
Pump Drive Shaft Seal Kit.....	8709	Pump Seal Kit.....	7918
Stg. Gear Complete Rebuilding Kit.....	7858	Pump Drive Shaft Seal Kit.....	8709
Stg. Gear Major Seal Kit.....	7860	Stg. Gear Complete Rebuilding Kit.....	8522
Stg. Gear Input Shaft Seal Kit.....	7095	Stg. Gear Major Seal Kit.....	8521
Stg. Gear Complete Pitman Shaft Seal Kit.....	8766	Stg. Gear Input Shaft Seal Kit.....	8525
Stg. Gear Lower Pitman Shaft Seal Kit.....	7856	Stg. Gear Complete Pitman Shaft Seal Kit.....	8766
1970		Stg. Gear Lower Pitman Shaft Seal Kit.....	7856
6-CYL. 250 ENG.; V-8 350 ENG.; V-8 400 ENG.		1979	
Pump Complete Rebuilding Kit.....	7910	6-CYL. 250 (CANADA) ENG.; V-8 305 (CANADA) ENG.; V-8 350 (CANADA) ENG.	
Pump Seal Kit.....	7918	Pump Complete Rebuilding Kit.....	7910
Pump Drive Shaft Seal Kit.....	8709	Pump Seal Kit.....	7918
Stg. Gear Complete Rebuilding Kit.....	7858	Pump Drive Shaft Seal Kit.....	8709
Stg. Gear Major Seal Kit.....	7860	Stg. Gear Complete Rebuilding Kit.....	8522
Stg. Gear Input Shaft Seal Kit.....	7095	Stg. Gear Major Seal Kit.....	8521
Stg. Gear Complete Pitman Shaft Seal Kit.....	8766	Stg. Gear Input Shaft Seal Kit.....	8525
Stg. Gear Lower Pitman Shaft Seal Kit.....	7856	Stg. Gear Complete Pitman Shaft Seal Kit.....	8766
PARISIENNE		Stg. Gear Lower Pitman Shaft Seal Kit.....	7856
1986		1978-1977	
V-6 4.3 L ENG.; V-8 5.0 L ENG.		6-CYL. 250 (CANADA) ENG.; V-8 305 (CANADA) ENG.; V-8 350 (CANADA) ENG.	
Pump Complete Rebuilding Kit.....	7910	Pump Complete Rebuilding Kit.....	7910
Pump Seal Kit.....	7918	Pump Seal Kit.....	7918
Pump Drive Shaft Seal Kit.....	8709	Pump Drive Shaft Seal Kit.....	8709
Stg. Gear Complete Rebuilding Kit.....	8522	Stg. Gear Complete Rebuilding Kit.....	8522
Stg. Gear Major Seal Kit.....	8521	Stg. Gear Major Seal Kit.....	8521
Stg. Gear Input Shaft Seal Kit.....	8525	Stg. Gear Input Shaft Seal Kit.....	8525
Stg. Gear Complete Pitman Shaft Seal Kit.....	8766	Stg. Gear Complete Pitman Shaft Seal Kit.....	8766
Stg. Gear Lower Pitman Shaft Seal Kit.....	7856	Stg. Gear Lower Pitman Shaft Seal Kit.....	7856

SYSTEM
PUMP &
GEAR
IDENT.

SYSTEM &
COM-
PONENT
IDENT.

PASS.
CARS

LIGHT
TRUCKS

MEDIUM/
HEAVY
TRUCKS

BUSES

HOSE
NUMER-
ICAL

REPAIR
KITS

KIT
NUMER-
ICAL

ILLUST-
RATIONS

☆ See Pages A14 - A15 For Pump or Gear Identification.

⊗ Packaged one bushing per box, order as required.

Power Steering Repair Kits for Passenger Cars and Light Trucks

Application	Kit No.	Application	Kit No.
PONTIAC - Continued		PONTIAC - Continued	
PHOENIX		STAR CHIEF	
1984-1982		1966-1964	
4-CYL. 2.5 L ENG.; V-6 2.8 L ENG.		V-8 389 ENG.; V-8 421 ENG.	
Pump Complete Rebuilding Kit.....	7910	Pump Seal Kit.....	8755
Pump Seal Kit.....	7918	Pump Drive Shaft Seal Kit.....	8711
Pump Drive Shaft Seal Kit.....	8709	Stg. Gear Complete Rebuilding Kit.....	7857
Rack & Pinion Seal Kit.....	8580	Stg. Gear Major Seal Kit.....	7859
Rack & Pinion Upper Pinion Bearing Kit.....	8571	Stg. Gear Input Shaft Seal Kit.....	7095
Rack & Pinion Lower Pinion Bearing Kit.....	8572	Stg. Gear Complete Pitman Shaft Seal Kit.....	8766
		Stg. Gear Lower Pitman Shaft Seal Kit.....	7856
1981-1980		1963	
4-CYL. 2.5 L ENG.; V-6 2.8 L ENG.		V-8 389 ENG.; V-8 421 ENG.	
Pump Complete Rebuilding Kit.....	7910	Pump Seal Kit.....	8754
Pump Seal Kit.....	7918	Pump Drive Shaft Seal Kit.....	8709
Pump Drive Shaft Seal Kit.....	8709	Stg. Gear Complete Rebuilding Kit.....	7857
Rack & Pinion Seal Kit.....	8570	Stg. Gear Major Seal Kit.....	7859
Rack & Pinion Upper Pinion Bearing Kit.....	8571	Stg. Gear Input Shaft Seal Kit.....	7095
Rack & Pinion Lower Pinion Bearing Kit.....	8572	Stg. Gear Complete Pitman Shaft Seal Kit.....	8766
		Stg. Gear Lower Pitman Shaft Seal Kit.....	7856
1979		1962-1961	
V-6 231 ENG.; V-8 305 ENG.; V-8 350 ENG.		V-8 389 ENG.	
Pump Complete Rebuilding Kit.....	7910	Pump Seal Kit.....	8754
Pump Seal Kit.....	7918	Pump Drive Shaft Seal Kit.....	8709
Pump Drive Shaft Seal Kit.....	8709	Stg. Gear Complete Rebuilding Kit.....	7857
Stg. Gear Complete Rebuilding Kit; W/4-Bolt Gear Housing.....	8522	Stg. Gear Major Seal Kit.....	7859
Stg. Gear Complete Rebuilding Kit; W/Ring Retained Housing.....	8529	Stg. Gear Input Shaft Seal Kit.....	7095
Stg. Gear Major Seal Kit; W/4-Bolt Gear Housing.....	8521	Stg. Gear Complete Pitman Shaft Seal Kit.....	8766
Stg. Gear Major Seal Kit; W/Ring Retained Housing.....	8528	Stg. Gear Lower Pitman Shaft Seal Kit.....	7856
Stg. Gear Input Shaft Seal Kit; W/4-Bolt Gear Housing.....	8525		
Stg. Gear Input Shaft Seal Kit; W/Ring Retained Housing.....	7095		
Stg. Gear Complete Pitman Shaft Seal Kit; W/4-Bolt Gear Housing.....	8766		
Stg. Gear Complete Pitman Shaft Seal Kit; W/Ring Retained Housing.....	8767		
Stg. Gear Lower Pitman Shaft Seal Kit; W/4-Bolt Gear Housing.....	7856		
Stg. Gear Lower Pitman Shaft Seal Kit; W/Ring Retained Housing.....	8530		
1978		1962-1961	
4-CYL. 151 ENG.; V-6 231 ENG.; V-8 305 ENG.; V-8 350 ENG.		V-8 389 ENG.	
Pump Complete Rebuilding Kit.....	7910	Pump Seal Kit.....	8754
Pump Seal Kit.....	7918	Pump Drive Shaft Seal Kit; Late.....	8709
Pump Drive Shaft Seal Kit.....	8709	Stg. Gear Complete Rebuilding Kit; Late.....	7857
Stg. Gear Complete Rebuilding Kit; W/4-Bolt Gear Housing.....	7858	Stg. Gear Major Seal Kit; Late.....	7859
Stg. Gear Complete Rebuilding Kit; W/Ring Retained Housing.....	8529	Stg. Gear Input Shaft Seal Kit; Late.....	7095
Stg. Gear Major Seal Kit; W/4-Bolt Gear Housing.....	7860	Stg. Gear Complete Pitman Shaft Seal Kit; Late.....	8766
Stg. Gear Major Seal Kit; W/Ring Retained Housing.....	8528	Stg. Gear Lower Pitman Shaft Seal Kit; Late.....	7856
Stg. Gear Input Shaft Seal Kit.....	7095		
Stg. Gear Complete Pitman Shaft Seal Kit; W/4-Bolt Gear Housing.....	8766		
Stg. Gear Complete Pitman Shaft Seal Kit; W/Ring Retained Housing.....	8767		
Stg. Gear Lower Pitman Shaft Seal Kit; W/4-Bolt Gear Housing.....	7856		
Stg. Gear Lower Pitman Shaft Seal Kit; W/Ring Retained Housing.....	8530		
1977		1959	
4-CYL. 151 ENG.; V-6 231 ENG.; V-8 301 ENG.; V-8 305 ENG.; V-8 350 ENG.		V-8 389 ENG.	
Pump Complete Rebuilding Kit.....	7910	Pump Seal Kit.....	8754
Pump Seal Kit.....	7918	Pump Drive Shaft Seal Kit.....	8709
Pump Drive Shaft Seal Kit.....	8709	Stg. Gear Input Shaft Seal Kit.....	7095
Stg. Gear Complete Rebuilding Kit; W/4-Bolt Gear Housing.....	7858	Stg. Gear Complete Pitman Shaft Seal Kit.....	8766
Stg. Gear Complete Rebuilding Kit; W/Ring Retained Housing.....	8529	Stg. Gear Lower Pitman Shaft Seal Kit.....	7856
Stg. Gear Major Seal Kit; W/4-Bolt Gear Housing.....	7860		
Stg. Gear Major Seal Kit; W/Ring Retained Housing.....	8528		
Stg. Gear Input Shaft Seal Kit.....	7095		
Stg. Gear Complete Pitman Shaft Seal Kit; W/4-Bolt Gear Housing.....	8766		
Stg. Gear Complete Pitman Shaft Seal Kit; W/Ring Retained Housing.....	8767		
Stg. Gear Lower Pitman Shaft Seal Kit; W/4-Bolt Gear Housing.....	7856		
Stg. Gear Lower Pitman Shaft Seal Kit; W/Ring Retained Housing.....	8530		
SAFARI		SUNBIRD	
1989-1987		1994-1992	
V-8 5.0 L ENG.		4-CYL. 2.0 L ENG.; V-6 3.1 L ENG.	
Pump Complete Rebuilding Kit.....	7910	Pump Seal Kit.....	8624
Pump Seal Kit.....	7918	Pump Drive Shaft Seal Kit.....	8709
Pump Drive Shaft Seal Kit.....	8709	Rack & Pinion Upper Pinion Bearing Kit.....	8571
Stg. Gear Complete Rebuilding Kit.....	8522	Rack & Pinion Lower Pinion Bearing Kit.....	8572
Stg. Gear Major Seal Kit.....	8521		
Stg. Gear Input Shaft Seal Kit.....	8525		
Stg. Gear Complete Pitman Shaft Seal Kit.....	8766		
Stg. Gear Lower Pitman Shaft Seal Kit.....	7856		

SYSTEM
PUMP &
GEAR
IDENT.

SYSTEM &
COM-
PONENT
IDENT.

PASS.
CARS

LIGHT
TRUCKS

MEDIUM/
HEAVY
TRUCKS

BUSES

HOSE
NUMER-
ICAL

REPAIR
KITS

KIT
NUMER-
ICAL

ILLUSTRATIONS

☆ See Pages A14 - A15 For Pump or Gear Identification.

⊛ Packaged one bushing per box, order as required.

Power Steering Repair Kits for Passenger Cars and Light Trucks

	Application	Kit No.	Application	Kit No.		
SYSTEM PUMP & GEAR IDENT.	PONTIAC - Continued		PONTIAC - Continued			
	SUNBIRD - Continued		SUNBIRD - Continued			
	1986-1985		1977 - Continued			
	4-CYL. 1.8 L ENG.		4-CYL. 140 ENG.; 4-CYL. 151 ENG.; V-6 231 ENG. - Continued			
		Pump Complete Rebuilding Kit; W/O Turbo.....	8630	Stg. Gear Input Shaft Seal Kit.....	7095	
		Pump Complete Rebuilding Kit; W/Turbo.....	8561	Stg. Gear Complete Pitman Shaft Seal Kit; W/4-Bolt Gear Housing...	8766	
		Pump Seal Kit; W/O Turbo.....	8631	Stg. Gear Complete Pitman Shaft Seal Kit; W/Ring Retained Housing.....	8767	
		Pump Seal Kit; W/Turbo.....	8554	Stg. Gear Lower Pitman Shaft Seal Kit; W/4-Bolt Gear Housing.....	7856	
		Pump Drive Shaft Seal Kit; W/O Turbo.....	8709	Stg. Gear Lower Pitman Shaft Seal Kit; W/Ring Retained Housing....	8530	
		Pump Drive Shaft Seal Kit; W/Turbo.....	8712			
SYSTEM & COMPONENT IDENT.		Rack & Pinion Seal Kit; W/H.D. Suspension.....	8582			
		Rack & Pinion Seal Kit; W/O H.D. Suspension.....	8581			
		Rack & Pinion Upper Pinion Bearing Kit.....	8571			
		Rack & Pinion Lower Pinion Bearing Kit.....	8572			
	PASS. CARS	4-CYL. 2.0 L ENG.		1976		
			Pump Complete Rebuilding Kit.....	8561	4-CYL. 140 ENG.; V-6 231 ENG.	
			Pump Seal Kit.....	8554	Pump Complete Rebuilding Kit.....	7910
			Pump Drive Shaft Seal Kit.....	8712	Pump Seal Kit.....	7918
			Rack & Pinion Seal Kit; W/H.D. Suspension.....	8582	Pump Drive Shaft Seal Kit.....	8709
			Rack & Pinion Seal Kit; W/O H.D. Suspension.....	8581	Stg. Gear Complete Rebuilding Kit.....	7858
		Rack & Pinion Upper Pinion Bearing Kit.....	8571	Stg. Gear Major Seal Kit.....	7860	
		Rack & Pinion Lower Pinion Bearing Kit.....	8572	Stg. Gear Input Shaft Seal Kit.....	7095	
				Stg. Gear Complete Pitman Shaft Seal Kit.....	8766	
				Stg. Gear Lower Pitman Shaft Seal Kit.....	7856	
LIGHT TRUCKS	1980		SUNBURST			
	4-CYL. 2.5 L ENG.; V-6 3.8 L ENG.		1988-1985			
		Pump Complete Rebuilding Kit.....	7910	4-CYL. 1.5 L ENG. (CANADA)		
		Pump Seal Kit.....	7918	Pump Complete Rebuilding Kit.....	8561	
		Pump Drive Shaft Seal Kit.....	8709	Pump Seal Kit.....	8554	
		Stg. Gear Complete Rebuilding Kit; W/4-Bolt Gear Housing.....	8522	Pump Drive Shaft Seal Kit.....	8712	
		Stg. Gear Complete Rebuilding Kit; W/Ring Retained Housing.....	8529			
		Stg. Gear Major Seal Kit; W/4-Bolt Gear Housing.....	8521	SUNFIRE		
		Stg. Gear Major Seal Kit; W/Ring Retained Housing.....	8528	1995		
		Stg. Gear Input Shaft Seal Kit; W/4-Bolt Gear Housing.....	8525	4-CYL. 2.2 L ENG.		
MEDIUM/HEAVY TRUCKS		Stg. Gear Input Shaft Seal Kit; W/Ring Retained Housing.....	7095	Pump Seal Kit.....	8624	
		Stg. Gear Complete Pitman Shaft Seal Kit; W/4-Bolt Gear Housing...	8766	Pump Drive Shaft Seal Kit.....	8709	
		Stg. Gear Complete Pitman Shaft Seal Kit; W/Ring Retained Housing.....	8767	Rack & Pinion Seal Kit.....	8785	
		Stg. Gear Lower Pitman Shaft Seal Kit; W/4-Bolt Gear Housing.....	7856	Rack & Pinion Upper Pinion Bearing Kit.....	8571	
		Stg. Gear Lower Pitman Shaft Seal Kit; W/Ring Retained Housing....	8530	Rack & Pinion Lower Pinion Bearing Kit.....	8572	
	BUSES	1979		4-CYL. 2.3 L ENG.		
		4-CYL. 151 ENG.; V-6 231 ENG.; V-8 305 ENG.		Pump Seal Kit.....		8795
			Pump Complete Rebuilding Kit.....	7910	Rack & Pinion Seal Kit.....	8785
			Pump Seal Kit.....	7918		
			Pump Drive Shaft Seal Kit.....	8709	SUNRUNNER	
		Stg. Gear Complete Rebuilding Kit; W/4-Bolt Gear Housing.....	8522	1995-1994		
		Stg. Gear Complete Rebuilding Kit; W/Ring Retained Housing.....	8529	4-CYL. 1.6 L ENG. (CANADA)		
		Stg. Gear Major Seal Kit; W/4-Bolt Gear Housing.....	8521	Pump Seal Kit.....	8840	
		Stg. Gear Major Seal Kit; W/Ring Retained Housing.....	8528			
		Stg. Gear Input Shaft Seal Kit; W/4-Bolt Gear Housing.....	8525	T1000		
HOSE NUMERICAL		Stg. Gear Input Shaft Seal Kit; W/Ring Retained Housing.....	7095	1982-1981		
		Stg. Gear Complete Pitman Shaft Seal Kit; W/4-Bolt Gear Housing...	8766	4-CYL. 1.6 L ENG.		
		Stg. Gear Complete Pitman Shaft Seal Kit; W/Ring Retained Housing.....	8767	Pump Complete Rebuilding Kit.....	8630	
		Stg. Gear Lower Pitman Shaft Seal Kit; W/4-Bolt Gear Housing.....	7856	Pump Seal Kit.....	8631	
		Stg. Gear Lower Pitman Shaft Seal Kit; W/Ring Retained Housing....	8530	Pump Drive Shaft Seal Kit.....	8709	
	REPAIR KITS	1978		Rack & Pinion Seal Kit.....	8609	
		4-CYL. 151 ENG.; V-6 231 ENG.; V-8 305 ENG.		Rack & Pinion Upper Pinion Bearing Kit.....	8571	
			Pump Complete Rebuilding Kit.....	7910	Rack & Pinion Lower Pinion Bearing Kit.....	8572
			Pump Seal Kit.....	7918	TEMPEST	
			Pump Drive Shaft Seal Kit.....	8709	1991-1990	
		Stg. Gear Complete Rebuilding Kit; W/4-Bolt Gear Housing.....	7858	4-CYL. 2.2 L ENG. (CANADA); V-6 3.1 L ENG. (CANADA)		
		Stg. Gear Complete Rebuilding Kit; W/Ring Retained Housing.....	8529	Pump Seal Kit.....	8624	
		Stg. Gear Major Seal Kit; W/4-Bolt Gear Housing.....	7860	Pump Drive Shaft Seal Kit.....	8709	
		Stg. Gear Major Seal Kit; W/Ring Retained Housing.....	8528	Rack & Pinion Upper Pinion Bearing Kit.....	8571	
		Stg. Gear Input Shaft Seal Kit.....	7095	Rack & Pinion Lower Pinion Bearing Kit.....	8572	
KIT NUMERICAL		Stg. Gear Complete Pitman Shaft Seal Kit; W/4-Bolt Gear Housing...	8766	1989-1988		
		Stg. Gear Complete Pitman Shaft Seal Kit; W/Ring Retained Housing.....	8767	4-CYL. 2.0 L ENG. (CANADA); V-6 2.8 L ENG. (CANADA)		
		Stg. Gear Lower Pitman Shaft Seal Kit; W/4-Bolt Gear Housing.....	7856	Pump Complete Rebuilding Kit; W/16mm Shaft; 1st Design.....	8561	
		Stg. Gear Lower Pitman Shaft Seal Kit; W/Ring Retained Housing....	8530	Pump Seal Kit; W/16mm Shaft; 1st Design.....	8554	
	ILLUSTRATIONS	1977		Pump Seal Kit; W/19mm Shaft; 2nd Design.....	8624	
		4-CYL. 140 ENG.; 4-CYL. 151 ENG.; V-6 231 ENG.		Pump Drive Shaft Seal Kit; W/16mm Shaft; 1st Design.....	8712	
			Pump Complete Rebuilding Kit.....	7910	Pump Drive Shaft Seal Kit; W/19mm Shaft; 2nd Design.....	8709
			Pump Seal Kit.....	7918	Rack & Pinion Upper Pinion Bearing Kit.....	8571
			Pump Drive Shaft Seal Kit.....	8709	Rack & Pinion Lower Pinion Bearing Kit.....	8572
			Stg. Gear Complete Rebuilding Kit; W/4-Bolt Gear Housing.....	7858	1987	
		Stg. Gear Complete Rebuilding Kit; W/Ring Retained Housing.....	8529	4-CYL. 2.0 L ENG. (CANADA); V-6 2.8 L ENG. (CANADA)		
		Stg. Gear Major Seal Kit; W/4-Bolt Gear Housing.....	7860	Pump Complete Rebuilding Kit.....	7910	
		Stg. Gear Major Seal Kit; W/Ring Retained Housing.....	8528	Pump Seal Kit.....	7918	

☆ See Pages A14 - A15 For Pump or Gear Identification.

⊗ Packaged one bushing per box, order as required.

Power Steering Repair Kits for Passenger Cars and Light Trucks

Application	Kit No.	Application	Kit No.
PONTIAC - Continued		PONTIAC - Continued	
TEMPEST - Continued		TEMPEST - Continued	
1987 - Continued		1962-1961 - Continued	
4-CYL. 2.0 L ENG. (CANADA); V-6 2.8 L ENG. (CANADA)		4-CYL. 194 ENG.; V-8 215 ENG. - Continued	
- Continued		Stg. Gear Lower Pitman Shaft Seal Kit.....	7856
Pump Drive Shaft Seal Kit.....	8709	TRANS SPORT	
Stg. Gear Complete Rebuilding Kit.....	8522	1995-1992	
Stg. Gear Major Seal Kit.....	8521	V-6 3.1 L ENG.	
Stg. Gear Input Shaft Seal Kit.....	8525	Pump Complete Rebuilding Kit.....	8561
Stg. Gear Complete Pitman Shaft Seal Kit.....	8766	Pump Seal Kit.....	8554
Stg. Gear Lower Pitman Shaft Seal Kit.....	7856	Pump Drive Shaft Seal Kit.....	8712
1970		Rack & Pinion Seal Kit.....	8785
6-CYL. 250 ENG.; V-8 350 ENG.; V-8 400 ENG.		Rack & Pinion Upper Pinion Bearing Kit.....	8571
Pump Complete Rebuilding Kit.....	7910	Rack & Pinion Lower Pinion Bearing Kit.....	8572
Pump Seal Kit.....	7918	V-6 3.8 L ENG.	
Pump Drive Shaft Seal Kit.....	8709	Pump Seal Kit.....	8624
Stg. Gear Complete Rebuilding Kit.....	7858	Pump Drive Shaft Seal Kit.....	8709
Stg. Gear Major Seal Kit.....	7860	Rack & Pinion Seal Kit.....	8785
Stg. Gear Input Shaft Seal Kit.....	7095	Rack & Pinion Upper Pinion Bearing Kit.....	8571
Stg. Gear Complete Pitman Shaft Seal Kit.....	8766	Rack & Pinion Lower Pinion Bearing Kit.....	8572
Stg. Gear Lower Pitman Shaft Seal Kit.....	7856	1991-1990	
1969-1968		V-6 3.1 L ENG.	
6-CYL. 250 ENG.; V-8 350 ENG.		Pump Complete Rebuilding Kit.....	8561
Pump Complete Rebuilding Kit.....	7910	Pump Seal Kit.....	8554
Pump Seal Kit.....	7918	Pump Drive Shaft Seal Kit.....	8712
Pump Drive Shaft Seal Kit.....	8709	Rack & Pinion Seal Kit.....	8785
Stg. Gear Complete Rebuilding Kit.....	7858	Rack & Pinion Upper Pinion Bearing Kit.....	8571
Stg. Gear Major Seal Kit.....	7860	Rack & Pinion Lower Pinion Bearing Kit.....	8572
Stg. Gear Input Shaft Seal Kit.....	7095	VENTURA	
Stg. Gear Complete Pitman Shaft Seal Kit.....	8766	1977	
Stg. Gear Lower Pitman Shaft Seal Kit.....	7856	4-CYL. 151 ENG.; V-6 231 ENG.; V-8 301 ENG.; V-8 305 ENG.;	
1967		V-8 350 ENG.	
6-CYL. 230 ENG.; V-8 326 ENG.		Pump Complete Rebuilding Kit.....	7910
Pump Complete Rebuilding Kit.....	7910	Pump Seal Kit.....	7918
Pump Seal Kit.....	7918	Pump Drive Shaft Seal Kit.....	8709
Pump Drive Shaft Seal Kit.....	8709	Stg. Gear Complete Rebuilding Kit; W/4-Bolt Gear Housing.....	7858
Stg. Gear Complete Rebuilding Kit.....	7858	Stg. Gear Complete Rebuilding Kit; W/Ring Retained Housing.....	8529
Stg. Gear Major Seal Kit.....	7860	Stg. Gear Major Seal Kit; W/4-Bolt Gear Housing.....	7860
Stg. Gear Input Shaft Seal Kit.....	7095	Stg. Gear Major Seal Kit; W/Ring Retained Housing.....	8528
Stg. Gear Complete Pitman Shaft Seal Kit.....	8766	Stg. Gear Input Shaft Seal Kit.....	7095
Stg. Gear Lower Pitman Shaft Seal Kit.....	7856	Stg. Gear Complete Pitman Shaft Seal Kit; W/4-Bolt Gear Housing...	8766
1966		Stg. Gear Complete Pitman Shaft Seal Kit; W/Ring Retained Housing.....	8767
6-CYL. 230 ENG.; V-8 326 ENG.		Stg. Gear Lower Pitman Shaft Seal Kit; W/4-Bolt Gear Housing.....	7856
Pump Seal Kit.....	8755	Stg. Gear Lower Pitman Shaft Seal Kit; W/Ring Retained Housing....	8530
Pump Drive Shaft Seal Kit.....	8711	1976-1975	
Stg. Gear Complete Rebuilding Kit.....	7857	6-CYL. 250 ENG.; V-8 260 ENG.; V-8 350 ENG.	
Stg. Gear Major Seal Kit.....	7859	Pump Complete Rebuilding Kit.....	7910
Stg. Gear Input Shaft Seal Kit.....	7095	Pump Seal Kit.....	7918
Stg. Gear Complete Pitman Shaft Seal Kit.....	8766	Pump Drive Shaft Seal Kit.....	8709
Stg. Gear Lower Pitman Shaft Seal Kit.....	7856	Stg. Gear Complete Rebuilding Kit.....	7858
1965-1964		Stg. Gear Major Seal Kit.....	7860
6-CYL. 215 ENG.; V-8 326 ENG.; V-8 389 ENG.		Stg. Gear Input Shaft Seal Kit.....	7095
Pump Seal Kit.....	8755	Stg. Gear Complete Pitman Shaft Seal Kit.....	8766
Pump Drive Shaft Seal Kit.....	8711	Stg. Gear Lower Pitman Shaft Seal Kit.....	7856
Stg. Gear Complete Rebuilding Kit.....	7857	1974-1973	
Stg. Gear Major Seal Kit.....	7859	6-CYL. 250 ENG.; V-8 350 ENG.	
Stg. Gear Input Shaft Seal Kit.....	7095	Pump Complete Rebuilding Kit.....	7910
Stg. Gear Complete Pitman Shaft Seal Kit.....	8766	Pump Seal Kit.....	7918
Stg. Gear Lower Pitman Shaft Seal Kit.....	7856	Pump Drive Shaft Seal Kit.....	8709
1963		Stg. Gear Complete Rebuilding Kit.....	7858
4-CYL. 194 ENG.; V-8 326 ENG.		Stg. Gear Major Seal Kit.....	7860
Pump Seal Kit.....	8755	Stg. Gear Input Shaft Seal Kit.....	7095
Pump Drive Shaft Seal Kit.....	8711	Stg. Gear Complete Pitman Shaft Seal Kit.....	8766
Stg. Gear Complete Rebuilding Kit.....	7857	Stg. Gear Lower Pitman Shaft Seal Kit.....	7856
Stg. Gear Major Seal Kit.....	7859	1972	
Stg. Gear Input Shaft Seal Kit.....	7095	6-CYL. 250 ENG.; V-8 307 ENG.; V-8 350 ENG.	
Stg. Gear Complete Pitman Shaft Seal Kit.....	8766	Pump Complete Rebuilding Kit.....	7910
Stg. Gear Lower Pitman Shaft Seal Kit.....	7856	Pump Seal Kit.....	7918
1962-1961		Pump Drive Shaft Seal Kit.....	8709
4-CYL. 194 ENG.; V-8 215 ENG.		Stg. Gear Complete Rebuilding Kit.....	7858
Pump Seal Kit.....	8755	Stg. Gear Major Seal Kit.....	7860
Pump Drive Shaft Seal Kit.....	8711	Stg. Gear Input Shaft Seal Kit.....	7095
Stg. Gear Complete Rebuilding Kit.....	7857	Stg. Gear Complete Pitman Shaft Seal Kit.....	8766
Stg. Gear Major Seal Kit.....	7859	Stg. Gear Lower Pitman Shaft Seal Kit.....	7856
Stg. Gear Input Shaft Seal Kit.....	7095	1972	
Stg. Gear Complete Pitman Shaft Seal Kit.....	8766	6-CYL. 250 ENG.; V-8 307 ENG.; V-8 350 ENG.	
Stg. Gear Lower Pitman Shaft Seal Kit.....	7856	Pump Complete Rebuilding Kit.....	7910
1962-1961		Pump Seal Kit.....	7918
4-CYL. 194 ENG.; V-8 215 ENG.		Pump Drive Shaft Seal Kit.....	8709
Pump Seal Kit.....	8755	Stg. Gear Complete Rebuilding Kit.....	7858
Pump Drive Shaft Seal Kit.....	8711	Stg. Gear Major Seal Kit.....	7860
Stg. Gear Complete Rebuilding Kit.....	7857	Stg. Gear Input Shaft Seal Kit.....	7095
Stg. Gear Major Seal Kit.....	7859	Stg. Gear Complete Pitman Shaft Seal Kit.....	8766
Stg. Gear Input Shaft Seal Kit.....	7095	Stg. Gear Lower Pitman Shaft Seal Kit.....	7856
Stg. Gear Complete Pitman Shaft Seal Kit.....	8766	ILLUSTRATIONS	
Stg. Gear Lower Pitman Shaft Seal Kit.....	7856		

SYSTEM PUMP & GEAR IDENT.

SYSTEM & COMPONENT IDENT.

PASS. CARS

LIGHT TRUCKS

MEDIUM/HEAVY TRUCKS

BUSES

HOSE NUMERICAL

REPAIR KITS

KIT NUMERICAL

☆ See Pages A14 - A15 For Pump or Gear Identification.

⊙ Packaged one bushing per box, order as required.

Power Steering Repair Kits for Passenger Cars and Light Trucks

	Application	Kit No.	Application	Kit No.
SYSTEM PUMP & GEAR IDENT.	PONTIAC - Continued		PONTIAC - Continued	
SYSTEM & COMPONENT IDENT.	VENTURA - Continued		6000 - Continued	
PASS. CARS	1971		1990 - Continued	
LIGHT TRUCKS	6-CYL. 250 ENG.; V-8 307 ENG.		V-6 3.1 L ENG.	
MEDIUM/HEAVY TRUCKS	Pump Complete Rebuilding Kit.....	7910	Pump Seal Kit.....	8624
BUSES	Pump Seal Kit.....	7918	Pump Drive Shaft Seal Kit.....	8709
HOSE NUMERICAL	Pump Drive Shaft Seal Kit.....	8709	Rack & Pinion Seal Kit; W/O Performance Suspension; W/O AWD....	8580
REPAIR KITS	Stg. Gear Complete Rebuilding Kit.....	7858	Rack & Pinion Upper Pinion Bearing Kit; W/O AWD.....	8571
KIT NUMERICAL	Stg. Gear Major Seal Kit.....	7860	Rack & Pinion Lower Pinion Bearing Kit; W/O AWD.....	8572
ILLUSTRATIONS	Stg. Gear Input Shaft Seal Kit.....	7095	1989	
	Stg. Gear Complete Pitman Shaft Seal Kit.....	8766	4-CYL. 2.5 L ENG.	
	Stg. Gear Lower Pitman Shaft Seal Kit.....	7856	Pump Complete Rebuilding Kit.....	8561
	1961-1960		Pump Seal Kit.....	8554
	V-8 389 ENG.		Pump Drive Shaft Seal Kit.....	8712
	Pump Seal Kit.....	8755	Rack & Pinion Seal Kit; W/O Performance Suspension; W/O AWD....	8580
	Pump Drive Shaft Seal Kit.....	8711	Rack & Pinion Upper Pinion Bearing Kit; W/O AWD.....	8571
	Stg. Gear Input Shaft Seal Kit.....	7095	Rack & Pinion Lower Pinion Bearing Kit; W/O AWD.....	8572
	Stg. Gear Complete Pitman Shaft Seal Kit.....	8766	V-6 2.8 L ENG.; V-6 3.1 L ENG.	
	Stg. Gear Lower Pitman Shaft Seal Kit.....	7856	Pump Seal Kit.....	8624
	1000		Pump Drive Shaft Seal Kit.....	8709
	1987-1984		Rack & Pinion Seal Kit; W/O Performance Suspension; W/O AWD....	8580
	4-CYL. 1.6 L ENG.		Rack & Pinion Upper Pinion Bearing Kit; W/O AWD.....	8571
	Pump Complete Rebuilding Kit.....	7910	Rack & Pinion Lower Pinion Bearing Kit; W/O AWD.....	8572
	Pump Seal Kit.....	7918	1988	
	Pump Drive Shaft Seal Kit.....	8709	4-CYL. 2.5 L ENG.	
	Rack & Pinion Seal Kit.....	8584	Pump Complete Rebuilding Kit.....	8561
	Rack & Pinion Upper Pinion Bearing Kit.....	8571	Pump Seal Kit.....	8554
	Rack & Pinion Lower Pinion Bearing Kit.....	8572	Pump Drive Shaft Seal Kit.....	8712
	1983		Rack & Pinion Seal Kit; W/O Performance Suspension.....	8580
	4-CYL. 1.6 L ENG.		Rack & Pinion Upper Pinion Bearing Kit.....	8571
	Pump Complete Rebuilding Kit.....	7910	Rack & Pinion Lower Pinion Bearing Kit.....	8572
	Pump Seal Kit.....	7918	V-6 2.8 L ENG.; V-6 3.1 L ENG.	
	Pump Drive Shaft Seal Kit.....	8709	Pump Seal Kit.....	8624
	Rack & Pinion Seal Kit.....	8609	Pump Drive Shaft Seal Kit.....	8709
	Rack & Pinion Upper Pinion Bearing Kit.....	8571	Rack & Pinion Seal Kit; W/O Performance Suspension.....	8580
	Rack & Pinion Lower Pinion Bearing Kit.....	8572	Rack & Pinion Upper Pinion Bearing Kit.....	8571
	2000		Rack & Pinion Lower Pinion Bearing Kit.....	8572
	1983		1987	
	4-CYL. 1.8 L ENG.; 4-CYL. 2.0 L ENG.		4-CYL. 2.5 L ENG.	
	Pump Complete Rebuilding Kit.....	8630	Pump Complete Rebuilding Kit.....	8561
	Pump Seal Kit.....	8631	Pump Seal Kit.....	8554
	Pump Drive Shaft Seal Kit.....	8709	Pump Drive Shaft Seal Kit.....	8712
	Rack & Pinion Seal Kit; W/O Performance Suspension.....	8581	Rack & Pinion Seal Kit; W/O Performance Suspension.....	8580
	Rack & Pinion Seal Kit; W/Performance Suspension.....	8582	Rack & Pinion Upper Pinion Bearing Kit.....	8571
	Rack & Pinion Upper Pinion Bearing Kit.....	8571	Rack & Pinion Lower Pinion Bearing Kit.....	8572
	Rack & Pinion Lower Pinion Bearing Kit.....	8572	V-6 2.8 L ENG.	
	2000 SUNBIRD		Pump Seal Kit.....	8624
	1984		Pump Drive Shaft Seal Kit.....	8709
	4-CYL. 1.8 L ENG.; 4-CYL. 2.0 L ENG.		Rack & Pinion Seal Kit; W/O Performance Suspension.....	8580
	Pump Complete Rebuilding Kit.....	8630	Rack & Pinion Upper Pinion Bearing Kit.....	8571
	Pump Seal Kit.....	8631	Rack & Pinion Lower Pinion Bearing Kit.....	8572
	Pump Drive Shaft Seal Kit.....	8709	1986	
	Rack & Pinion Seal Kit; W/O Performance Suspension.....	8581	4-CYL. 2.5 L ENG.; V-6 2.8 L ENG.	
	Rack & Pinion Seal Kit; W/Performance Suspension.....	8582	Pump Complete Rebuilding Kit.....	7910
	Rack & Pinion Upper Pinion Bearing Kit.....	8571	Pump Seal Kit.....	7918
	Rack & Pinion Lower Pinion Bearing Kit.....	8572	Pump Drive Shaft Seal Kit.....	8709
	6000		Rack & Pinion Seal Kit; W/O Performance Suspension.....	8580
	1991		Rack & Pinion Upper Pinion Bearing Kit.....	8571
	4-CYL. 2.5 L ENG.; V-6 3.1 L ENG.		Rack & Pinion Lower Pinion Bearing Kit.....	8572
	Pump Seal Kit.....	8624	1985-1983	
	Pump Drive Shaft Seal Kit.....	8709	4-CYL. 2.5 L ENG.; V-6 2.8 L ENG.	
	Rack & Pinion Seal Kit; W/O Performance Suspension; W/O AWD....	8580	Pump Complete Rebuilding Kit.....	7910
	Rack & Pinion Upper Pinion Bearing Kit; W/O AWD.....	8571	Pump Seal Kit.....	7918
	Rack & Pinion Lower Pinion Bearing Kit; W/O AWD.....	8572	Pump Drive Shaft Seal Kit.....	8709
	1990		Rack & Pinion Seal Kit; W/O Performance Suspension.....	8580
	4-CYL. 2.5 L ENG.		Rack & Pinion Upper Pinion Bearing Kit.....	8571
	Pump Complete Rebuilding Kit.....	8561	Rack & Pinion Lower Pinion Bearing Kit.....	8572
	Pump Seal Kit.....	8554	V-6 4.3 L DIESEL ENG.	
	Pump Drive Shaft Seal Kit.....	8712	Pump Complete Rebuilding Kit.....	8561
	Rack & Pinion Seal Kit; W/O Performance Suspension; W/O AWD....	8580	Pump Seal Kit.....	8554
	Rack & Pinion Upper Pinion Bearing Kit; W/O AWD.....	8571	Pump Drive Shaft Seal Kit.....	8712
	Rack & Pinion Lower Pinion Bearing Kit; W/O AWD.....	8572	Rack & Pinion Seal Kit; W/O Performance Suspension.....	8580
			Rack & Pinion Upper Pinion Bearing Kit.....	8571
			Rack & Pinion Lower Pinion Bearing Kit.....	8572

☆ See Pages A14 - A15 For Pump or Gear Identification.

⊗ Packaged one bushing per box, order as required.

Power Steering Repair Kits for Passenger Cars and Light Trucks

Application	Kit No.	Application	Kit No.
PONTIAC - Continued		RAMBLER - Continued	
6000 - Continued		AMBASSADOR - Continued	
1982		1965 - Continued	
4-CYL. 2.5 L ENG.; V-6 2.8 L ENG.; V-6 4.3 L DIESEL ENG.		V-8 287 ENG.; V-8 327 ENG. - Continued	
Pump Complete Rebuilding Kit.....	8630	Stg. Gear Lower Pitman Shaft Seal Kit.....	7856
Pump Seal Kit.....	8631	1964	
Pump Drive Shaft Seal Kit.....	8709	V-8 327 ENG.	
Rack & Pinion Seal Kit; W/O Performance Suspension.....	8580	Pump Seal Kit.....	7168
Rack & Pinion Upper Pinion Bearing Kit.....	8571	Pump Drive Shaft Seal Kit.....	8713
Rack & Pinion Lower Pinion Bearing Kit.....	8572	Stg. Gear Complete Rebuilding Kit.....	7858
		Stg. Gear Major Seal Kit.....	7860
		Stg. Gear Input Shaft Seal Kit.....	7095
		Stg. Gear Complete Pitman Shaft Seal Kit.....	8766
		Stg. Gear Lower Pitman Shaft Seal Kit.....	7856
		1963-1960	
		V-8 327 ENG.	
		Pump Seal Kit.....	7168
		Pump Drive Shaft Seal Kit.....	8713
		1959-1958	
		V-8 327 ENG.	
		Pump Seal Kit; W/Eaton P.S. Pump; ☆A.....	7168
		Pump Drive Shaft Seal Kit; W/Eaton P.S. Pump; ☆A.....	8713
		AMERICAN	
		1965	
		6-CYL. 196 ENG.; 6-CYL. 232 ENG.	
		Pump Complete Rebuilding Kit.....	7900
		Pump Seal Kit.....	7898
		Stg. Gear Complete Rebuilding Kit.....	7858
		Stg. Gear Major Seal Kit.....	7860
		Stg. Gear Input Shaft Seal Kit.....	7095
		Stg. Gear Complete Pitman Shaft Seal Kit.....	8766
		Stg. Gear Lower Pitman Shaft Seal Kit.....	7856
		1964	
		6-CYL. 196 ENG.	
		Pump Complete Rebuilding Kit.....	7900
		Pump Seal Kit.....	7898
		Stg. Gear Complete Rebuilding Kit.....	7858
		Stg. Gear Major Seal Kit.....	7860
		Stg. Gear Input Shaft Seal Kit.....	7095
		Stg. Gear Complete Pitman Shaft Seal Kit.....	8766
		Stg. Gear Lower Pitman Shaft Seal Kit.....	7856
		1963-1960	
		6-CYL. 196 ENG.	
		Pump Complete Rebuilding Kit.....	7900
		Pump Seal Kit.....	7898
		1959-1958	
		6-CYL. 196 ENG.	
		Pump Seal Kit; W/Eaton P.S. Pump; ☆A.....	7168
		Pump Drive Shaft Seal Kit; W/Eaton P.S. Pump; ☆A.....	8713
		MARLIN	
		1965	
		6-CYL. 232 ENG.	
		Pump Complete Rebuilding Kit.....	7900
		Pump Seal Kit.....	7898
		Stg. Gear Complete Rebuilding Kit.....	7858
		Stg. Gear Major Seal Kit.....	7860
		Stg. Gear Input Shaft Seal Kit.....	7095
		Stg. Gear Complete Pitman Shaft Seal Kit.....	8766
		Stg. Gear Lower Pitman Shaft Seal Kit.....	7856
		V-8 287 ENG.; V-8 327 ENG.	
		Pump Seal Kit.....	7168
		Pump Drive Shaft Seal Kit.....	8713
		Stg. Gear Complete Rebuilding Kit.....	7858
		Stg. Gear Major Seal Kit.....	7860
		Stg. Gear Input Shaft Seal Kit.....	7095
		Stg. Gear Complete Pitman Shaft Seal Kit.....	8766
		Stg. Gear Lower Pitman Shaft Seal Kit.....	7856
		RAMBLER	
		1960	
		6-CYL. 196 ENG.	
		Pump Complete Rebuilding Kit.....	7900

☆ See Pages A14 - A15 For Pump or Gear Identification.

☉ Packaged one bushing per box, order as required.

SYSTEM PUMP & GEAR IDENT.

SYSTEM & COMPONENT IDENT.

PASS. CARS

LIGHT TRUCKS

MEDIUM/HEAVY TRUCKS

BUSES

HOSE NUMERICAL

REPAIR KITS

KIT NUMERICAL

ILLUSTRATIONS

Power Steering Repair Kits for Passenger Cars and Light Trucks

	Application	Kit No.	Application	Kit No.	
SYSTEM PUMP & GEAR IDENT.	RAMBLER - Continued		RENAULT		
	RAMBLER - Continued		ALLIANCE		
	1960 - Continued		1987		
	6-CYL. 196 ENG. - Continued		4-CYL. 1.4 L ENG.		
		Pump Seal Kit.....	7898	Pump Complete Rebuilding Kit.....	8630
				Pump Seal Kit.....	8631
				Pump Drive Shaft Seal Kit.....	8709
	1959-1958			4-CYL. 1.7 L ENG.; 4-CYL. 2.0 L ENG.	
	6-CYL. 196 ENG.			Pump Complete Rebuilding Kit.....	8561
		Pump Seal Kit; W/Eaton P.S. Pump; ☆A.....	7168	Pump Seal Kit.....	8554
	Pump Drive Shaft Seal Kit; W/Eaton P.S. Pump; ☆A.....	8713	Pump Drive Shaft Seal Kit.....	8712	
SYSTEM & COMPONENT IDENT.	RAMBLER CLASSIC		1986-1985		
	1965		4-CYL. 1.4 L ENG.		
	6-CYL. 199 ENG.; 6-CYL. 232 ENG.		Pump Complete Rebuilding Kit.....	8630	
		Pump Complete Rebuilding Kit.....	7900	Pump Seal Kit.....	8631
		Pump Seal Kit.....	7898	Pump Drive Shaft Seal Kit.....	8709
		Stg. Gear Complete Rebuilding Kit.....	7858	4-CYL. 1.7 L ENG.	
		Stg. Gear Major Seal Kit.....	7860	Pump Complete Rebuilding Kit.....	8561
		Stg. Gear Input Shaft Seal Kit.....	7095	Pump Seal Kit.....	8554
		Stg. Gear Complete Pitman Shaft Seal Kit.....	8766	Pump Drive Shaft Seal Kit.....	8712
		Stg. Gear Lower Pitman Shaft Seal Kit.....	7856	1984-1983	
PASS. CARS	V-8 287 ENG.; V-8 327 ENG.		4-CYL. 1.4 L ENG.		
		Pump Seal Kit.....	7168	Pump Complete Rebuilding Kit.....	8630
		Pump Drive Shaft Seal Kit.....	8713	Pump Seal Kit.....	8631
		Stg. Gear Complete Rebuilding Kit.....	7858	Pump Drive Shaft Seal Kit.....	8709
		Stg. Gear Major Seal Kit.....	7860	ENCORE	
		Stg. Gear Input Shaft Seal Kit.....	7095	1986-1985	
		Stg. Gear Complete Pitman Shaft Seal Kit.....	8766	4-CYL. 1.4 L ENG.	
		Stg. Gear Lower Pitman Shaft Seal Kit.....	7856	Pump Complete Rebuilding Kit.....	8630
				Pump Seal Kit.....	8631
				Pump Drive Shaft Seal Kit.....	8709
LIGHT TRUCKS	1964		4-CYL. 1.7 L ENG.		
	6-CYL. 196 ENG.; 6-CYL. 232 ENG.		Pump Complete Rebuilding Kit.....	8561	
		Pump Complete Rebuilding Kit.....	7900	Pump Seal Kit.....	8554
		Pump Seal Kit.....	7898	Pump Drive Shaft Seal Kit.....	8712
		Stg. Gear Complete Rebuilding Kit.....	7858	1984	
		Stg. Gear Major Seal Kit.....	7860	4-CYL. 1.4 L ENG.	
		Stg. Gear Input Shaft Seal Kit.....	7095	Pump Complete Rebuilding Kit.....	8630
		Stg. Gear Complete Pitman Shaft Seal Kit.....	8766	Pump Seal Kit.....	8631
		Stg. Gear Lower Pitman Shaft Seal Kit.....	7856	Pump Drive Shaft Seal Kit.....	8709
	MEDIUM/HEAVY TRUCKS	V-8 287 ENG.		FUEGO	
		Pump Seal Kit.....	7168	1985	
		Pump Drive Shaft Seal Kit.....	8713	4-CYL. 2.2 L ENG.	
		Stg. Gear Complete Rebuilding Kit.....	7858	Pump Complete Rebuilding Kit.....	8561
		Stg. Gear Major Seal Kit.....	7860	Pump Seal Kit.....	8554
		Stg. Gear Input Shaft Seal Kit.....	7095	Pump Drive Shaft Seal Kit.....	8712
		Stg. Gear Complete Pitman Shaft Seal Kit.....	8766	1984	
		Stg. Gear Lower Pitman Shaft Seal Kit.....	7856	4-CYL. 1.6 L ENG.	
				Pump Complete Rebuilding Kit.....	7910
				Pump Seal Kit.....	7918
BUSES	1963		Pump Drive Shaft Seal Kit.....		8709
	6-CYL. 196 ENG.		4-CYL. 2.2 L ENG.		
		Pump Complete Rebuilding Kit.....	7900	Pump Complete Rebuilding Kit.....	8561
		Pump Seal Kit.....	7898	Pump Seal Kit.....	8554
	V-8 287 ENG.			Pump Drive Shaft Seal Kit.....	8712
		Pump Seal Kit.....	7168	1983-1982	
		Pump Drive Shaft Seal Kit.....	8713	4-CYL. 1.6 L ENG.	
				Pump Complete Rebuilding Kit.....	7910
				Pump Seal Kit.....	7918
				Pump Drive Shaft Seal Kit.....	8709
HOSE NUMERICAL	1962		SPORTWAGON		
	6-CYL. 196 ENG.		1986-1984		
		Pump Complete Rebuilding Kit.....	7900	4-CYL. 2.2 L ENG.	
		Pump Seal Kit.....	7898	Pump Complete Rebuilding Kit.....	8561
	V-8 250 ENG.			Pump Seal Kit.....	8554
		Pump Seal Kit.....	7168	Pump Drive Shaft Seal Kit.....	8712
		Pump Drive Shaft Seal Kit.....	8713	1983-1982	
				4-CYL. 1.6 L ENG.	
				Pump Complete Rebuilding Kit.....	7910
				Pump Seal Kit.....	7918
REPAIR KITS	1961		Pump Drive Shaft Seal Kit.....		8709
	6-CYL. 196 ENG.		SPORTWAGON		
		Pump Complete Rebuilding Kit.....	7900	1986-1984	
		Pump Seal Kit.....	7898	4-CYL. 2.2 L ENG.	
	V-8 250 ENG.			Pump Complete Rebuilding Kit.....	8561
		Pump Seal Kit.....	7168	Pump Seal Kit.....	8554
		Pump Drive Shaft Seal Kit.....	8713	Pump Drive Shaft Seal Kit.....	8712
				1983-1982	
				4-CYL. 1.6 L ENG.	
				Pump Complete Rebuilding Kit.....	7910
KIT NUMERICAL	REBEL		1986-1984		
	1960-1958		4-CYL. 2.2 L ENG.		
	V-8 250 ENG.		Pump Complete Rebuilding Kit.....	8561	
		Pump Seal Kit; W/Eaton P.S. Pump; ☆A.....	7168	Pump Seal Kit.....	8554
		Pump Drive Shaft Seal Kit; W/Eaton P.S. Pump; ☆A.....	8713	Pump Drive Shaft Seal Kit.....	8712

☆ See Pages A14 - A15 For Pump or Gear Identification.

⊗ Packaged one bushing per box, order as required.

Power Steering Repair Kits for Passenger Cars and Light Trucks

Application	Kit No.	Application	Kit No.
RENAULT - Continued		SATURN - Continued	
18I		S-SERIES - Continued	
1983-1981		1995-1991 - Continued	
4-CYL. 1.6 L ENG.		4-CYL. 1.9 L ENG. - Continued	
Pump Complete Rebuilding Kit.....	7910	Pump Seal Kit; W/O Electronic Variable Assist.....	8624
Pump Seal Kit.....	7918	Pump Drive Shaft Seal Kit.....	8709
Pump Drive Shaft Seal Kit.....	8709	Rack & Pinion Seal Kit.....	8817
		Rack & Pinion Upper Pinion Bearing Kit.....	8571
		Rack & Pinion Lower Pinion Bearing Kit.....	8572
SAAB		SUBARU	
900		DL	
1993-1991		1989-1987	
4-CYL. 2.0 L ENG.; 4-CYL. 2.1 L ENG.		4-CYL. 1.8 L ENG.	
Pump Complete Rebuilding Kit.....	8561	Rack & Pinion Seal Kit.....	8673
Pump Seal Kit.....	8554		
Pump Drive Shaft Seal Kit.....	8712	1986-1985	
Rack & Pinion Seal Kit.....	8740	4-CYL. 1.8 L ENG.	
		Rack & Pinion Seal Kit.....	8674
1990-1989		1984-1981	
4-CYL. 2.0 L ENG.		4-CYL. 1.6 L ENG.; 4-CYL. 1.8 L ENG.	
Pump Complete Rebuilding Kit.....	8561	Rack & Pinion Seal Kit.....	8743
Pump Seal Kit.....	8554		
Pump Drive Shaft Seal Kit.....	8712	GL	
Rack & Pinion Seal Kit.....	8740	1989-1988	
		4-CYL. 1.8 L ENG.	
1988-1986		Rack & Pinion Seal Kit.....	8673
4-CYL. 2.0 L ENG.		1987	
Pump Complete Rebuilding Kit; W/DOHC Eng.....	8561	4-CYL. 1.6 L ENG.; 4-CYL. 1.8 L ENG.	
Pump Complete Rebuilding Kit; W/SOHC Eng.....	7910	Rack & Pinion Seal Kit.....	8673
Pump Seal Kit; W/DOHC Eng.....	8554		
Pump Seal Kit; W/SOHC Eng.....	7918	1986	
Pump Drive Shaft Seal Kit; W/DOHC Eng.....	8712	4-CYL. 1.6 L ENG.; 4-CYL. 1.8 L ENG.	
Pump Drive Shaft Seal Kit; W/SOHC Eng.....	8709	Rack & Pinion Seal Kit.....	8674
Rack & Pinion Seal Kit.....	8740	1985	
		4-CYL. 1.8 L ENG.	
1985-1980		Rack & Pinion Seal Kit.....	8674
4-CYL. 2.0 L ENG.		1984-1981	
Pump Complete Rebuilding Kit.....	7910	4-CYL. 1.8 L ENG.	
Pump Seal Kit.....	7918	Rack & Pinion Seal Kit.....	8743
Pump Drive Shaft Seal Kit.....	8709		
Rack & Pinion Seal Kit.....	8740	GL-10	
		1989-1987	
1979		4-CYL. 1.8 L ENG.	
4-CYL. 121 ENG.		Rack & Pinion Seal Kit.....	8673
Pump Complete Rebuilding Kit.....	7910	1986-1985	
Pump Seal Kit.....	7918	4-CYL. 1.8 L ENG.	
Pump Drive Shaft Seal Kit.....	8709	Rack & Pinion Seal Kit.....	8674
Rack & Pinion Seal Kit.....	8740		
		1995	
9000		4-CYL. 1.8 L ENG.; 4-CYL. 2.2 L ENG.	
1995		Pump Seal Kit.....	8832
4-CYL. 2.3 L ENG.; V-6 3.0 L ENG.		Rack & Pinion Seal Kit.....	8868
Rack & Pinion Seal Kit.....	8764		
		1994-1993	
1994-1991		4-CYL. 1.8 L ENG.	
4-CYL. 2.3 L ENG.		Pump Seal Kit.....	8832
Rack & Pinion Seal Kit.....	8764	Rack & Pinion Seal Kit.....	8868
1990		LEGACY	
4-CYL. 2.0 L ENG.; 4-CYL. 2.3 L ENG.		1995-1993	
Pump Complete Rebuilding Kit.....	8561	4-CYL. 2.2 L ENG.	
Pump Seal Kit.....	8554	Pump Seal Kit.....	8832
Pump Drive Shaft Seal Kit.....	8712	Rack & Pinion Seal Kit.....	8868
Rack & Pinion Seal Kit.....	8764		
		1992-1990	
1989-1986		4-CYL. 2.2 L ENG.	
4-CYL. 2.0 L ENG.		Pump Seal Kit.....	8832
Pump Complete Rebuilding Kit.....	8561	Rack & Pinion Seal Kit.....	8868
Pump Seal Kit.....	8554		
Pump Drive Shaft Seal Kit.....	8712	1995-1991	
Rack & Pinion Seal Kit.....	8764	4-CYL. 1.9 L ENG.	
		Pump Seal Kit; W/Electronic Variable Assist.....	8793
SATURN			
S-SERIES			
1995-1991			
4-CYL. 1.9 L ENG.			
Pump Seal Kit; W/Electronic Variable Assist.....	8793		

SYSTEM PUMP & GEAR IDENT.

SYSTEM & COMPONENT IDENT.

PASS. CARS

LIGHT TRUCKS

MEDIUM/HEAVY TRUCKS

BUSES

HOSE NUMERICAL

REPAIR KITS

KIT NUMERICAL

ILLUSTRATIONS

☆ See Pages A14 - A15 For Pump or Gear Identification.

⊗ Packaged one bushing per box, order as required.

Power Steering Repair Kits for Passenger Cars and Light Trucks

	Application	Kit No.	Application	Kit No.			
SYSTEM PUMP & GEAR IDENT.	SUBARU - Continued		TOYOTA - Continued				
	LOYALE		CAMRY - Continued				
	1994-1990		1994-1992 - Continued				
	4-CYL. 1.8 L ENG.		4-CYL. 2.2 L ENG. - Continued				
		Rack & Pinion Seal Kit.....	8673	Rack & Pinion Seal Kit; W/Riveted Gear Housing.....	8698		
	SYSTEM & COMPONENT IDENT.	RX		V-6 3.0 L ENG.			
		1986-1985		Pump Seal Kit.....			
		4-CYL. 1.8 L ENG.			8823		
			Rack & Pinion Seal Kit.....	8674	Rack & Pinion Seal Kit; W/Crimped Gear Housing.....	8790	
		PASS. CARS	STANDARD		Rack & Pinion Seal Kit; W/Riveted Gear Housing.....		
1987			8698				
4-CYL. 1.6 L ENG.; 4-CYL. 1.8 L ENG.			1991				
			Rack & Pinion Seal Kit.....	8673	4-CYL. 2.0 L ENG.		
LIGHT TRUCKS			1986-1985		Pump Seal Kit; Aug. 31 & Older.....		
			4-CYL. 1.6 L ENG.			8641	
			Rack & Pinion Seal Kit.....	8674	Pump Seal Kit; Sept. 1 & Newer.....	8798	
	MEDIUM/HEAVY TRUCKS		1984-1983		Rack & Pinion Seal Kit; Jun. 1 & Newer; W/Riveted Gear Housing....		
			4-CYL. 1.6 L ENG.			8698	
				Rack & Pinion Seal Kit.....	8743	Rack & Pinion Seal Kit; May 31 & Older; W/Riveted Gear Housing...	8676
		BUSES	1982-1981		Rack & Pinion Seal Kit; W/Crimped Gear Housing.....		
			4-CYL. 1.6 L ENG.; 4-CYL. 1.8 L ENG.			8790	
				Rack & Pinion Seal Kit.....	8743	V-6 2.5 L ENG.	
			HOSE NUMERICAL	XT		Pump Seal Kit; Aug. 31 & Older.....	
1991-1988					8641		
4-CYL. 1.8 L ENG.; 6-CYL. 2.7 L ENG.				Pump Seal Kit; Sept. 1 & Newer.....			
				Rack & Pinion Seal Kit.....	8744	8823	
REPAIR KITS	1987-1985			Rack & Pinion Seal Kit; Jun. 1 & Newer; W/Riveted Gear Housing....			
	4-CYL. 1.8 L ENG.				8698		
				Rack & Pinion Seal Kit.....	8744	Rack & Pinion Seal Kit; May 31 & Older; W/Riveted Gear Housing...	8676
	KIT NUMERICAL	SUZUKI		Rack & Pinion Seal Kit; W/Crimped Gear Housing.....			
		SIDEKICK			8790		
		1995-1990		1990-1988			
		4-CYL. 1.6 L ENG.		4-CYL. 2.0 L ENG.; V-6 2.5 L ENG.			
			Pump Seal Kit.....	8840	Pump Seal Kit.....	8641	
		ILLUSTRATIONS		Stg. Gear Major Seal Kit.....	8854	Rack & Pinion Seal Kit.....	8676
			1989		Rack & Pinion Seal Kit; Jul. 31 & Older.....		
4-CYL. 1.3 L ENG.; 4-CYL. 1.6 L ENG.				8677			
			Pump Seal Kit.....	8840	1987		
			Stg. Gear Major Seal Kit.....	8854	4-CYL. 2.0 L ENG.		
SWIFT			Pump Seal Kit.....				
1995				8641			
4-CYL. 1.3 L ENG.			Rack & Pinion Seal Kit.....				
	Pump Seal Kit.....		8833	8677			
	Rack & Pinion Seal Kit.....		8819	CELICA			
REPAIR KITS	TOYOTA		1995-1994				
	AVALON		4-CYL. 1.8 L ENG.; 4-CYL. 2.2 L ENG.				
	1995		Pump Seal Kit.....				
	V-6 3.0 L ENG.			8827			
		Pump Seal Kit.....	8798	Rack & Pinion Seal Kit.....	8881		
	KIT NUMERICAL		Rack & Pinion Seal Kit.....	8790	1993-1990		
		CAMRY		4-CYL. 1.6 L ENG.			
		1995		Pump Seal Kit.....			
		4-CYL. 2.2 L ENG.; V-6 3.0 L ENG.			8641		
			Pump Seal Kit.....	8798	Rack & Pinion Seal Kit.....	8678	
ILLUSTRATIONS			Rack & Pinion Seal Kit; W/Crimped Gear Housing.....	8790	4-CYL. 2.0 L ENG.; 4-CYL. 2.2 L ENG.		
			Rack & Pinion Seal Kit; W/Riveted Gear Housing.....	8698	Pump Seal Kit.....		
		1994-1992			8641		
		4-CYL. 2.2 L ENG.		Rack & Pinion Seal Kit.....			
			Pump Seal Kit.....	8798	8693		
	REPAIR KITS		Rack & Pinion Seal Kit; W/Crimped Gear Housing.....	8790	1989-1988		
		1987-1986		4-CYL. 2.0 L ENG.			
		4-CYL. 2.0 L ENG.		Pump Seal Kit.....			
			Pump Seal Kit.....	8641	Rack & Pinion Seal Kit; W/O Turbo.....		
			Rack & Pinion Seal Kit; W/O Turbo.....	8678	Rack & Pinion Seal Kit; W/Turbo.....		
		Rack & Pinion Seal Kit; W/Turbo.....	8676	1987-1986			
1987-1986		4-CYL. 2.0 L ENG.					
4-CYL. 2.0 L ENG.		Pump Seal Kit.....					
		Pump Seal Kit.....	8641	Rack & Pinion Seal Kit.....			
		Rack & Pinion Seal Kit.....	8641	Rack & Pinion Seal Kit.....			

☆ See Pages A14 - A15 For Pump or Gear Identification.

⊗ Packaged one bushing per box, order as required.

Power Steering Repair Kits for Passenger Cars and Light Trucks

Application	Kit No.	Application	Kit No.
TOYOTA - Continued		TOYOTA - Continued	
CELICA - Continued		COROLLA - Continued	
1987-1986 - Continued		1984	
4-CYL. 2.0 L ENG. - Continued		4-CYL. 1.6 L ENG.	
Rack & Pinion Seal Kit.....	8678	Pump Seal Kit.....	8641
1985-1982		Rack & Pinion Seal Kit; W/FWD.....	8681
4-CYL. 2.4 L ENG.; 6-CYL. 2.8 L ENG.		Rack & Pinion Seal Kit; W/RWD.....	8682
Pump Seal Kit.....	8598	4-CYL. 1.8 L DIESEL ENG.	
Rack & Pinion Seal Kit.....	8679	Pump Seal Kit.....	8641
1981		Rack & Pinion Seal Kit; W/FWD.....	8682
4-CYL. 2.4 L ENG.		Rack & Pinion Seal Kit; W/RWD.....	8682
Pump Seal Kit.....	8597	1983	
Rack & Pinion Seal Kit; Aug. 1 & Newer.....	8679	4-CYL. 1.6 L ENG.	
6-CYL. 2.8 L ENG.		Pump Seal Kit.....	8598
Pump Seal Kit.....	8597	1982-1980	
Rack & Pinion Seal Kit; Aug. & Newer.....	8679	4-CYL. 1.8 L ENG.	
1980		Pump Seal Kit.....	8598
4-CYL. 2.2 L ENG.; 6-CYL. 2.6 L ENG.		Stg. Gear Major Seal Kit.....	8845
Pump Seal Kit.....	8597	1979	
1979		4-CYL. 71 ENG.; 4-CYL. 97 ENG.	
4-CYL. 134 ENG.		Pump Seal Kit.....	8598
Pump Seal Kit.....	8597	Stg. Gear Major Seal Kit; Aug. & Newer.....	8845
6-CYL. 156 ENG.		CORONA	
Pump Seal Kit; Jan. 1 & Newer.....	8597	1982-1981	
1978-1977		4-CYL. 2.4 L ENG.	
4-CYL. 134 ENG.		Pump Seal Kit.....	8598
Pump Seal Kit.....	8597	1980	
COROLLA		4-CYL. 2.2 L ENG.	
1995-1993		Pump Seal Kit; Nov. 1, 1980 & Newer.....	8598
4-CYL. 1.6 L ENG.; 4-CYL. 1.8 L ENG.		Pump Seal Kit; Oct. 31, 1980 & Older.....	8597
Pump Seal Kit.....	8798	1979	
Rack & Pinion Seal Kit; W/1-Piece Gear Housing.....	8646	4-CYL. 134 ENG.	
Rack & Pinion Seal Kit; W/2-Piece Riveted Gear Housing.....	8680	Pump Seal Kit.....	8597
1992		1978	
4-CYL. 1.6 L ENG.		4-CYL. 134 ENG.	
Pump Seal Kit.....	8641	Pump Seal Kit; Sept. 1, 1978 & Older.....	8597
Rack & Pinion Seal Kit.....	8646	CRESSIDA	
1991		1992-1989	
4-CYL. 1.6 L ENG.		6-CYL. 3.0 L ENG.	
Pump Seal Kit.....	8641	Pump Seal Kit.....	8828
Rack & Pinion Seal Kit; DLX, SR5; Jun. 30 & Older.....	8680	Rack & Pinion Seal Kit.....	8694
Rack & Pinion Seal Kit; Exc. DLX, SR5.....	8646	1988	
1990-1988		6-CYL. 2.8 L ENG.	
4-CYL. 1.6 L ENG.		Pump Seal Kit.....	8642
Pump Seal Kit.....	8641	Rack & Pinion Seal Kit; Aug. 1 & Newer.....	8694
Rack & Pinion Seal Kit; DLX, SR5.....	8680	1987-1985	
Rack & Pinion Seal Kit; Exc. DLX, SR5.....	8646	6-CYL. 2.8 L ENG.	
1987		Pump Seal Kit.....	8642
4-CYL. 1.6 L ENG.		1984	
Pump Seal Kit.....	8641	6-CYL. 2.8 L ENG.	
Rack & Pinion Seal Kit; W/FWD; Jul. 31 & Older.....	8681	Pump Seal Kit; Aug. & Newer.....	8642
Rack & Pinion Seal Kit; W/RWD; Jul. 31 & Newer.....	8683	Pump Seal Kit; Jun. & Older.....	8598
Rack & Pinion Seal Kit; W/RWD; Jul. 31 & Older.....	8683	Stg. Gear Major Seal Kit; Aug. & Older.....	8845
1986		1983	
4-CYL. 1.6 L ENG.		6-CYL. 2.8 L ENG.	
Pump Seal Kit.....	8641	Pump Seal Kit.....	8598
Rack & Pinion Seal Kit; W/FWD.....	8681	Stg. Gear Major Seal Kit.....	8845
Rack & Pinion Seal Kit; W/RWD.....	8683	1982	
1985		6-CYL. 2.8 L ENG.	
4-CYL. 1.6 L ENG.		Pump Seal Kit; Aug. & Newer.....	8598
Pump Seal Kit.....	8641	Pump Seal Kit; Jul. & Older.....	8597
Rack & Pinion Seal Kit; W/FWD.....	8681	Stg. Gear Major Seal Kit.....	8845
Rack & Pinion Seal Kit; W/RWD; Aug. 1 & Newer.....	8683	1981	
Rack & Pinion Seal Kit; W/RWD; Jul. 31 & Older.....	8682	6-CYL. 2.8 L ENG.	
4-CYL. 1.8 L DIESEL ENG.		Pump Seal Kit.....	8598
Pump Seal Kit; Aug. 31 & Older.....	8641	Stg. Gear Major Seal Kit.....	8845
Rack & Pinion Seal Kit; W/FWD; Aug. 31 & Older.....	8682	1980	
Rack & Pinion Seal Kit; W/RWD; Aug. 1 & Newer.....	8683	4-CYL. 2.8 L ENG.	
Rack & Pinion Seal Kit; W/RWD; Jul. 31 & Older.....	8682	Pump Seal Kit.....	8597
		Stg. Gear Major Seal Kit.....	8845

☆ See Pages A14 - A15 For Pump or Gear Identification.

☉ Packaged one bushing per box, order as required.

SYSTEM PUMP & GEAR IDENT.

SYSTEM & COMPONENT IDENT.

PASS. CARS

LIGHT TRUCKS

MEDIUM/HEAVY TRUCKS

BUSES

HOSE NUMERICAL

REPAIR KITS

KIT NUMERICAL

ILLUSTRATIONS

Power Steering Repair Kits for Passenger Cars and Light Trucks

	Application	Kit No.	Application	Kit No.
SYSTEM PUMP & GEAR IDENT.	TOYOTA - Continued		TOYOTA - Continued	
	CRESSIDA - Continued		PASEO	
	1980		1995	
	6-CYL. 2.6 L ENG.		4-CYL. 1.5 L ENG.	
	Pump Seal Kit.....		Pump Seal Kit; Aug. & Newer.....	
			Pump Seal Kit; Jul. & Older.....	
			Rack & Pinion Seal Kit.....	
SYSTEM & COMPONENT IDENT.	1979-1978		1994-1992	
	6-CYL. 156 ENG.		4-CYL. 1.5 L ENG.	
	Pump Seal Kit.....		Pump Seal Kit.....	
			Rack & Pinion Seal Kit.....	
PASS. CARS	CROWN		PICKUP	
	1972		1995-1992	
	6-CYL. 156 ENG.		4-CYL. 2.4 L ENG.	
	Pump Seal Kit.....		Pump Seal Kit.....	
			Stg. Gear Major Seal Kit; W/2WD.....	
			Stg. Gear Major Seal Kit; W/4WD.....	
LIGHT TRUCKS	1971		V-6 3.0 L ENG.	
	6-CYL. 137 ENG.		Pump Seal Kit.....	
	Pump Seal Kit.....		Stg. Gear Major Seal Kit; W/2WD.....	
			Stg. Gear Major Seal Kit; W/4WD.....	
MEDIUM/HEAVY TRUCKS	LAND CRUISER		1991	
	1995-1993		4-CYL. 2.4 L ENG.	
	6-CYL. 4.5 L ENG.		Pump Seal Kit.....	
	Pump Seal Kit.....		Stg. Gear Major Seal Kit; W/2WD.....	
			Stg. Gear Major Seal Kit; W/4WD; Aug. & Older.....	
			Stg. Gear Major Seal Kit; W/4WD; Sept. 1 & Newer.....	
BUSES	1992-1991		V-6 3.0 L ENG.	
	6-CYL. 4.0 L ENG.		Pump Seal Kit.....	
	Pump Seal Kit.....		Stg. Gear Major Seal Kit; W/2WD.....	
			Stg. Gear Major Seal Kit; W/4WD; Aug. & Older.....	
			Stg. Gear Major Seal Kit; W/4WD; Sept. 1 & Newer.....	
HOSE NUMERICAL	1990		1990	
	6-CYL. 4.0 L ENG.		4-CYL. 2.4 L ENG.	
	Pump Seal Kit.....		Pump Seal Kit.....	
	Stg. Gear Major Seal Kit; Feb. 1 & Newer.....		Stg. Gear Major Seal Kit; W/2WD.....	
	Stg. Gear Major Seal Kit; Jan. 31 & Older.....		Stg. Gear Major Seal Kit; W/4WD.....	
REPAIR KITS	1989-1988		1989	
	6-CYL. 4.0 L ENG.		4-CYL. 2.4 L ENG.	
	Pump Seal Kit.....		Pump Seal Kit; W/2WD.....	
			Pump Seal Kit; W/4WD; Aug. & Older.....	
			Pump Seal Kit; W/4WD; Sept. 1 & Newer.....	
			Stg. Gear Major Seal Kit; W/2WD.....	
			Stg. Gear Major Seal Kit; W/4WD; Apr. 1 & Newer.....	
			Stg. Gear Major Seal Kit; W/4WD; Mar. & Older.....	
KIT NUMERICAL	1987-1986		1988	
	4-CYL. 3.4 L DIESEL ENG. (CANADA); 6-CYL. 4.0 L DIESEL ENG. (CANADA); 6-CYL. 4.2 L ENG.		4-CYL. 2.4 L ENG.	
	Pump Seal Kit.....		Pump Seal Kit; W/2WD.....	
			Pump Seal Kit; W/4WD.....	
			Stg. Gear Major Seal Kit; W/2WD; Aug. & Newer.....	
			Stg. Gear Major Seal Kit; W/2WD; W/O Turbo; W/H.D. Suspension; Jul. & Older.....	
			Stg. Gear Major Seal Kit; W/2WD; W/O Turbo; W/Std. Suspension; Jul. & Older.....	
			Stg. Gear Major Seal Kit; W/2WD; W/Turbo; Jul. & Older.....	
			Stg. Gear Major Seal Kit; W/4WD.....	
ILLUSTRATIONS	1985-1984		V-6 3.0 L ENG.	
	4-CYL. 3.4 L DIESEL ENG. (CANADA); 6-CYL. 4.2 L ENG.		Pump Seal Kit.....	
	Pump Seal Kit.....		Stg. Gear Major Seal Kit; W/2WD.....	
			Stg. Gear Major Seal Kit; W/4WD.....	
1983-1981		1987		
4-CYL. 3.4 L DIESEL ENG. (CANADA); 6-CYL. 4.2 L ENG.		4-CYL. 182 DIESEL (CANADA) ENG.; 4-CYL. 209 DIESEL (CANADA) ENG.; 6-CYL. 258 ENG.		
Pump Seal Kit.....		Pump Seal Kit.....		
		Stg. Gear Major Seal Kit.....		
1980		MARK II		
4-CYL. 3.0 L DIESEL ENG. (CANADA); 4-CYL. 3.4 L DIESEL ENG. (CANADA); 6-CYL. 4.2 L ENG.		1976-1973		
Pump Seal Kit.....		6-CYL. 156 ENG.		
		Pump Seal Kit.....		
1979		1972		
4-CYL. 182 DIESEL (CANADA) ENG.; 4-CYL. 209 DIESEL (CANADA) ENG.; 6-CYL. 258 ENG.		6-CYL. 137 ENG.		
Pump Seal Kit.....		Pump Seal Kit.....		

☆ See Pages A14 - A15 For Pump or Gear Identification.

⊗ Packaged one bushing per box, order as required.

Power Steering Repair Kits for Passenger Cars and Light Trucks

Application	Kit No.	Application	Kit No.
TOYOTA - Continued		TOYOTA - Continued	
PICKUP - Continued		SUPRA - Continued	
1987 - Continued		1986	
4-CYL. 2.4 L ENG.; 4-CYL. 2.4 L DIESEL ENG. (CANADA)		6-CYL. 2.8 L ENG.; 6-CYL. 3.0 L ENG.	
- Continued		Pump Seal Kit..... 8828	
Stg. Gear Major Seal Kit; W/2WD; W/O Turbo; W/H.D. Suspension...	8898	Rack & Pinion Seal Kit.....	8686
Stg. Gear Major Seal Kit; W/2WD; W/O Turbo; W/O H.D. Suspension.....	8899	T100	
Stg. Gear Major Seal Kit; W/2WD; W/Turbo.....	8750	1995	
Stg. Gear Major Seal Kit; W/4WD.....	8846	4-CYL. 2.7 L ENG.	
1986		Pump Seal Kit..... 8797	
4-CYL. 2.4 L ENG.; 4-CYL. 2.4 L DIESEL ENG.		Stg. Gear Major Seal Kit; W/4WD..... 8847	
Pump Seal Kit.....	8760	Rack & Pinion Seal Kit; W/2WD..... 8698	
Stg. Gear Major Seal Kit; W/2WD; W/O Turbo; W/H.D. Suspension...	8899	V-6 3.4 L ENG.	
Stg. Gear Major Seal Kit; W/2WD; W/O Turbo; W/Std. Suspension...	8898	Pump Seal Kit..... 8798	
Stg. Gear Major Seal Kit; W/2WD; W/Turbo.....	8750	Stg. Gear Major Seal Kit; W/4WD..... 8847	
Stg. Gear Major Seal Kit; W/4WD.....	8846	Rack & Pinion Seal Kit; W/2WD..... 8698	
1985		1994	
4-CYL. 2.4 L ENG.		4-CYL. 2.7 L ENG.	
Pump Seal Kit.....	8760	Pump Seal Kit..... 8797	
Stg. Gear Major Seal Kit; W/2WD; W/O Turbo; W/H.D. Suspension...	8899	Stg. Gear Major Seal Kit; W/4WD..... 8847	
Stg. Gear Major Seal Kit; W/2WD; W/O Turbo; W/Std. Suspension...	8898	Rack & Pinion Seal Kit; W/2WD..... 8698	
Stg. Gear Major Seal Kit; W/2WD; W/Turbo.....	8750	V-6 3.0 L ENG.	
4-CYL. 2.4 L DIESEL ENG.		Pump Seal Kit..... 8827	
Pump Seal Kit.....	8760	Stg. Gear Major Seal Kit; W/4WD..... 8847	
Stg. Gear Major Seal Kit; W/2WD; W/O Turbo; W/H.D. Suspension...	8899	Rack & Pinion Seal Kit; W/2WD..... 8698	
Stg. Gear Major Seal Kit; W/2WD; W/O Turbo; W/Std. Suspension...	8750	1993	
Stg. Gear Major Seal Kit; W/2WD; W/Turbo.....	8750	V-6 3.0 L ENG.	
1984		Pump Seal Kit..... 8827	
4-CYL. 2.4 L ENG.; 4-CYL. 2.4 L DIESEL ENG.		Stg. Gear Major Seal Kit; W/4WD..... 8847	
Pump Seal Kit.....	8760	Rack & Pinion Seal Kit; W/2WD..... 8698	
Stg. Gear Major Seal Kit; W/2WD; W/H.D. Suspension.....	8899	TACOMA	
Stg. Gear Major Seal Kit; W/2WD; W/Std. Suspension.....	8750	1995	
1983-1981		4-CYL. 2.4 L ENG.; 4-CYL. 2.7 L ENG.	
4-CYL. 2.2 L DIESEL ENG.		Pump Seal Kit..... 8797	
Pump Seal Kit.....	8598	Rack & Pinion Seal Kit; W/2WD..... 8883	
Stg. Gear Major Seal Kit; W/2WD.....	8898	Rack & Pinion Seal Kit; W/4WD..... 8882	
4-CYL. 2.4 L ENG.		V-6 3.4 L ENG.	
Pump Seal Kit.....	8760	Pump Seal Kit..... 8798	
Stg. Gear Major Seal Kit; W/2WD.....	8898	Rack & Pinion Seal Kit; W/2WD..... 8883	
1980		Rack & Pinion Seal Kit; W/4WD..... 8882	
4-CYL. 2.2 L ENG.		TERCEL	
Pump Seal Kit.....	8598	1995	
1979		4-CYL. 1.5 L ENG.	
4-CYL. 134 ENG.		Pump Seal Kit..... 8725	
Pump Seal Kit.....	8598	Rack & Pinion Seal Kit..... 8697	
PREVIA		1994-1991	
1995-1991		4-CYL. 1.5 L ENG.	
4-CYL. 2.4 L ENG.		Pump Seal Kit..... 8827	
Pump Seal Kit.....	8829	Rack & Pinion Seal Kit..... 8697	
Rack & Pinion Seal Kit.....	8696	1990	
SUPRA		4-CYL. 1.5 L ENG.	
1995-1994		Pump Seal Kit; W/Fuel Inj..... 8641	
6-CYL. 3.0 L ENG.		Rack & Pinion Seal Kit..... 8685	
Pump Seal Kit.....	8797	1989	
1993		4-CYL. 1.5 L ENG.	
6-CYL. 3.0 L ENG.		Pump Seal Kit; Sedan..... 8641	
Pump Seal Kit; Apr. & Older.....	8828	Rack & Pinion Seal Kit..... 8685	
Pump Seal Kit; May & Newer.....	8797	1988	
Rack & Pinion Seal Kit; W/Electronic P.S.....	8695	4-CYL. 1.5 L ENG.	
Rack & Pinion Seal Kit; W/O Electronic P.S.....	8686	Pump Seal Kit; Sedan..... 8641	
1992-1989		Pump Seal Kit; Wagon..... 8643	
6-CYL. 3.0 L ENG.		Rack & Pinion Seal Kit; Aug. & Newer..... 8685	
Pump Seal Kit.....	8828	Rack & Pinion Seal Kit; Jul. & Older..... 8681	
Rack & Pinion Seal Kit; W/Electronic P.S.....	8695	1987	
Rack & Pinion Seal Kit; W/O Electronic P.S.....	8686	4-CYL. 1.5 L ENG.	
1988-1987		Pump Seal Kit; Sedan..... 8641	
6-CYL. 3.0 L ENG.		Pump Seal Kit; Wagon..... 8643	
Pump Seal Kit.....	8828	Rack & Pinion Seal Kit..... 8681	
Rack & Pinion Seal Kit.....	8686		

SYSTEM PUMP & GEAR IDENT.

SYSTEM & COMPONENT IDENT.

PASS. CARS

LIGHT TRUCKS

MEDIUM/HEAVY TRUCKS

BUSES

HOSE NUMERICAL

REPAIR KITS

KIT NUMERICAL

ILLUSTRATIONS

☆ See Pages A14 - A15 For Pump or Gear Identification.

⊗ Packaged one bushing per box, order as required.

Power Steering Repair Kits for Passenger Cars and Light Trucks

	Application	Kit No.	Application	Kit No.
SYSTEM PUMP & GEAR IDENT.	TOYOTA - Continued		TOYOTA - Continued	
	TERCEL - Continued		4 RUNNER - Continued	
	1986-1983		1988 - Continued	
	4-CYL. 1.5 L ENG.		4-CYL. 2.4 L ENG.; V-6 3.0 L ENG. - Continued	
	Pump Seal Kit.....	8643	Stg. Gear Major Seal Kit.....	8846
	Rack & Pinion Seal Kit.....	8681		
SYSTEM & COMPONENT IDENT.	1982		1987-1986	
	4-CYL. 1.5 L ENG.		4-CYL. 2.4 L ENG.	
	Pump Seal Kit; Aug. 1, 1982 & Newer.....	8643	Pump Seal Kit.....	8760
	Rack & Pinion Seal Kit; Aug. 1 & Newer.....	8681	Stg. Gear Major Seal Kit.....	8846
	VAN		1985-1984	
	1989		4-CYL. 2.4 L ENG.	
	4-CYL. 2.2 L ENG.		Pump Seal Kit.....	8760
	Pump Seal Kit.....	8598		
	Rack & Pinion Seal Kit.....	8696		
PASS. CARS	1988		VOLKSWAGEN	
	4-CYL. 2.2 L ENG.		CABRIOLET	
	Pump Seal Kit.....	8598	1993-1985	
	Rack & Pinion Seal Kit.....	8696	4-CYL. 1.8 L ENG.	
	1987-1986		Pump Complete Rebuilding Kit.....	8561
	4-CYL. 2.2 L ENG.		Pump Seal Kit.....	8554
	Pump Seal Kit.....	8598	Pump Drive Shaft Seal Kit.....	8712
	Rack & Pinion Seal Kit; Aug. & Newer.....	8696	Rack & Pinion Seal Kit.....	8688
	Rack & Pinion Seal Kit; Aug. & Older.....	8687		
LIGHT TRUCKS	1987-1986		CORRADO	
	4-CYL. 2.2 L ENG.		1991-1990	
	Pump Seal Kit.....	8598	4-CYL. 1.8 L ENG.	
	Rack & Pinion Seal Kit.....	8687	Pump Complete Rebuilding Kit.....	8561
	1985		Pump Seal Kit.....	8554
	4-CYL. 2.0 L ENG.		Pump Drive Shaft Seal Kit.....	8712
	Pump Seal Kit.....	8598	Rack & Pinion Seal Kit; W/TRW Rack & Pinion Gear.....	8688
	Stg. Gear Major Seal Kit; Jul. & Older.....	8845	Rack & Pinion Seal Kit; W/ZF Rack & Pinion Gear.....	8872
	Rack & Pinion Seal Kit; Aug. & Newer.....	8687		
	1984		GOLF	
	4-CYL. 2.0 L ENG.		1992-1990	
	Pump Seal Kit.....	8598	4-CYL. 1.6 L DIESEL ENG. (CANADA); 4-CYL. 1.8 L ENG.;	
	Stg. Gear Major Seal Kit.....	8845	4-CYL. 2.0 L ENG.	
	4 RUNNER		Pump Complete Rebuilding Kit.....	8561
	1995-1992		Pump Seal Kit.....	8554
	4-CYL. 2.4 L ENG.		Pump Drive Shaft Seal Kit.....	8712
	Pump Seal Kit.....	8760	Rack & Pinion Seal Kit; W/TRW Rack & Pinion Gear; ☆R.....	8688
	Stg. Gear Major Seal Kit.....	8847	Rack & Pinion Seal Kit; W/ZF Rack & Pinion Gear.....	8872
	V-6 3.0 L ENG.		1989-1988	
	Pump Seal Kit.....	8827	4-CYL. 1.6 L DIESEL ENG. (CANADA); 4-CYL. 1.8 L ENG.	
	Stg. Gear Major Seal Kit.....	8847	Pump Complete Rebuilding Kit.....	8561
	1991		Pump Seal Kit.....	8554
	4-CYL. 2.4 L ENG.		Pump Drive Shaft Seal Kit.....	8712
	Pump Seal Kit.....	8760	Rack & Pinion Seal Kit; W/TRW Rack & Pinion Gear; ☆R.....	8688
	Stg. Gear Major Seal Kit; Aug. & Older.....	8749	Rack & Pinion Seal Kit; W/ZF Rack & Pinion Gear.....	8872
	Stg. Gear Major Seal Kit; Sept. 1 & Newer.....	8847		
	V-6 3.0 L ENG.		1987-1985	
	Pump Seal Kit.....	8641	4-CYL. 1.6 L DIESEL ENG.; 4-CYL. 1.8 L ENG.	
	Stg. Gear Major Seal Kit; Aug. & Older.....	8749	Pump Complete Rebuilding Kit.....	8561
	Stg. Gear Major Seal Kit; Sept. 1 & Newer.....	8847	Pump Seal Kit.....	8554
	1990		Pump Drive Shaft Seal Kit.....	8712
	4-CYL. 2.4 L ENG.		Rack & Pinion Seal Kit; W/TRW Rack & Pinion Gear; ☆R.....	8688
	Pump Seal Kit.....	8760	Rack & Pinion Seal Kit; W/ZF Rack & Pinion Gear.....	8872
	Stg. Gear Major Seal Kit.....	8749		
	V-6 3.0 L ENG.		JETTA	
	Pump Seal Kit.....	8641	1993	
	Stg. Gear Major Seal Kit.....	8749	4-CYL. 1.8 L ENG. (CANADA); 4-CYL. 1.9 L DIESEL ENG. (CANADA); 4-CYL. 2.0 L ENG.	
	1989		Rack & Pinion Seal Kit; W/ZF Rack & Pinion Gear.....	8872
	4-CYL. 2.4 L ENG.		1992-1990	
	Pump Seal Kit.....	8760	4-CYL. 1.6 L DIESEL ENG.; 4-CYL. 1.8 L ENG.; 4-CYL. 2.0 L ENG.	
	Stg. Gear Major Seal Kit; Apr. 1 & Newer.....	8749	Pump Complete Rebuilding Kit.....	8561
	Stg. Gear Major Seal Kit; Mar. & Older.....	8846	Pump Seal Kit.....	8554
	V-6 3.0 L ENG.		Pump Drive Shaft Seal Kit.....	8712
	Pump Seal Kit.....	8641	Rack & Pinion Seal Kit; W/TRW Rack & Pinion Gear; ☆R.....	8688
	Stg. Gear Major Seal Kit; Apr. 1 & Newer.....	8749	Rack & Pinion Seal Kit; W/ZF Rack & Pinion Gear.....	8872
	Stg. Gear Major Seal Kit; Mar. & Older.....	8846		
	1988		1989	
	4-CYL. 2.4 L ENG.; V-6 3.0 L ENG.		4-CYL. 1.6 L DIESEL ENG.; 4-CYL. 1.8 L ENG.	
	Pump Seal Kit.....	8760	Pump Complete Rebuilding Kit.....	8561
			Pump Seal Kit.....	8554

☆ See Pages A14 - A15 For Pump or Gear Identification.

⊗ Packaged one bushing per box, order as required.

Power Steering Repair Kits for Passenger Cars and Light Trucks

Application	Kit No.	Application	Kit No.
VOLKSWAGEN - Continued		VOLKSWAGEN - Continued	
JETTA - Continued		RABBIT - Continued	
1989 - Continued		1981	
4-CYL. 1.6 L DIESEL ENG.; 4-CYL. 1.8 L ENG. - Continued		4-CYL. 1.6 L DIESEL ENG.; 4-CYL. 1.7 L ENG.	
Pump Drive Shaft Seal Kit	8712	Pump Complete Rebuilding Kit	7910
Rack & Pinion Seal Kit; W/TRW Rack & Pinion Gear; ☆R	8688	Pump Seal Kit	7918
Rack & Pinion Seal Kit; W/ZF Rack & Pinion Gear	8872	Pump Drive Shaft Seal Kit	8709
1988-1987		RABBIT PICKUP	
4-CYL. 1.6 L DIESEL ENG. (CANADA); 4-CYL. 1.8 L ENG.		1983-1981	
Pump Complete Rebuilding Kit	8561	4-CYL. 1.6 L DIESEL ENG.; 4-CYL. 1.7 L ENG.	
Pump Seal Kit	8554	Pump Complete Rebuilding Kit	7910
Pump Drive Shaft Seal Kit	8712	Pump Seal Kit	7918
Rack & Pinion Seal Kit; W/TRW Rack & Pinion Gear; ☆R	8688	Pump Drive Shaft Seal Kit	8709
Rack & Pinion Seal Kit; W/ZF Rack & Pinion Gear	8872	Rack & Pinion Seal Kit	8688
1986-1985		SCIROCCO	
4-CYL. 1.6 L DIESEL ENG.; 4-CYL. 1.8 L ENG.		1989	
Pump Complete Rebuilding Kit	8561	4-CYL. 1.8 L ENG. (CANADA)	
Pump Seal Kit	8554	Pump Complete Rebuilding Kit	8561
Pump Drive Shaft Seal Kit	8712	Pump Seal Kit	8554
Rack & Pinion Seal Kit; W/TRW Rack & Pinion Gear; ☆R	8688	Pump Drive Shaft Seal Kit	8712
Rack & Pinion Seal Kit; W/ZF Rack & Pinion Gear	8872	Rack & Pinion Seal Kit	8688
1984		1988-1984	
4-CYL. 1.6 L DIESEL ENG.; 4-CYL. 1.7 L ENG.; 4-CYL. 1.8 L ENG.		4-CYL. 1.8 L ENG.	
Pump Complete Rebuilding Kit; Exc. GLI	7910	Pump Complete Rebuilding Kit	8561
Pump Complete Rebuilding Kit; GLI	8561	Pump Seal Kit	8554
Pump Seal Kit; Exc. GLI	7918	Pump Drive Shaft Seal Kit	8712
Pump Seal Kit; GLI	8554	Rack & Pinion Seal Kit	8688
Pump Drive Shaft Seal Kit; Exc. GLI	8709	1983	
Pump Drive Shaft Seal Kit; GLI	8712	4-CYL. 1.7 L ENG.; 4-CYL. 1.8 L ENG.	
Rack & Pinion Seal Kit	8688	Pump Complete Rebuilding Kit	7910
1983-1982		Pump Seal Kit	7918
4-CYL. 1.6 L DIESEL ENG.; 4-CYL. 1.7 L ENG.		Pump Drive Shaft Seal Kit	8709
Pump Complete Rebuilding Kit	7910	Rack & Pinion Seal Kit	8688
Pump Seal Kit	7918	1982	
Pump Drive Shaft Seal Kit	8709	4-CYL. 1.7 L ENG.	
Rack & Pinion Seal Kit	8688	Pump Complete Rebuilding Kit	7910
PASSAT		Pump Seal Kit	7918
1993-1990		Pump Drive Shaft Seal Kit	8709
4-CYL. 2.0 L ENG.		Rack & Pinion Seal Kit	8688
Pump Complete Rebuilding Kit	8561	VANAGON	
Pump Seal Kit	8554	1992-1986	
Pump Drive Shaft Seal Kit	8712	4-CYL. 2.1 L ENG.	
RABBIT		Pump Seal Kit	
1984		8841	
4-CYL. 1.6 L DIESEL ENG.; 4-CYL. 1.7 L ENG.		1985-1984	
Pump Complete Rebuilding Kit	7910	4-CYL. 1.9 L ENG.	
Pump Seal Kit	7918	Pump Seal Kit	
Pump Drive Shaft Seal Kit	8709	8841	
Rack & Pinion Seal Kit	8688	1983	
4-CYL. 1.8 L ENG.		4-CYL. 1.6 L DIESEL ENG.; 4-CYL. 1.9 L ENG.; 4-CYL. 2.0 L ENG.	
Pump Complete Rebuilding Kit; Convertible	8561	Pump Seal Kit	
Pump Complete Rebuilding Kit; Exc. Convertible	7910	8841	
Pump Seal Kit; Convertible	8554	VOLVO	
Pump Seal Kit; Exc. Convertible	7918	240	
Pump Drive Shaft Seal Kit; Convertible	8712	1993-1991	
Pump Drive Shaft Seal Kit; Exc. Convertible	8709	4-CYL. 2.3 L ENG.	
Rack & Pinion Seal Kit	8688	Pump Complete Rebuilding Kit	8900
1983		Pump Seal Kit	8794
4-CYL. 1.6 L DIESEL ENG.; 4-CYL. 1.7 L ENG.; 4-CYL. 1.8 L ENG.		Rack & Pinion Seal Kit; W/Cam I, Cam II Design	8689
Pump Complete Rebuilding Kit	7910	1990	
Pump Seal Kit	7918	4-CYL. 2.3 L ENG.	
Pump Drive Shaft Seal Kit	8709	Pump Complete Rebuilding Kit	8561
Rack & Pinion Seal Kit	8688	Pump Seal Kit	8554
1982		Pump Drive Shaft Seal Kit	8712
4-CYL. 1.6 L DIESEL ENG.; 4-CYL. 1.7 L ENG.		Rack & Pinion Seal Kit; W/Cam I, Cam II Design	8689
Pump Complete Rebuilding Kit	7910	1989	
Pump Seal Kit	7918	4-CYL. 2.3 L ENG.	
Pump Drive Shaft Seal Kit	8709	Pump Complete Rebuilding Kit	
Rack & Pinion Seal Kit	8688	8561	

☆ See Pages A14 - A15 For Pump or Gear Identification.

☉ Packaged one bushing per box, order as required.

SYSTEM PUMP & GEAR IDENT.

SYSTEM & COMPONENT IDENT.

PASS. CARS

LIGHT TRUCKS

MEDIUM/HEAVY TRUCKS

BUSES

HOSE NUMERICAL

REPAIR KITS

KIT NUMERICAL

ILLUSTRATIONS

Power Steering Repair Kits for Passenger Cars and Light Trucks

	Application	Kit No.	Application	Kit No.	
SYSTEM PUMP & GEAR IDENT.	VOLVO - Continued		VOLVO - Continued		
	240 - Continued		260		
	1989 - Continued		1982		
	4-CYL. 2.3 L ENG. - Continued		V-6 2.8 L ENG.		
		Pump Seal Kit.....	8554	Pump Complete Rebuilding Kit.....	7910
		Pump Drive Shaft Seal Kit.....	8712	Pump Seal Kit.....	7918
		Rack & Pinion Seal Kit; W/Cam I Design.....	8690	Pump Drive Shaft Seal Kit.....	8709
				Rack & Pinion Seal Kit; W/Cam I Design.....	8690
				Rack & Pinion Seal Kit; W/Cam III Design.....	8689
SYSTEM & COMPONENT IDENT.	1988-1986		1981-1980		
	4-CYL. 2.3 L ENG.		4-CYL. 2.1 L ENG.; 6-CYL. 2.4 L DIESEL ENG.; V-6 2.8 L ENG.		
		Pump Complete Rebuilding Kit.....	8561	Pump Complete Rebuilding Kit.....	7910
		Pump Seal Kit.....	8554	Pump Seal Kit.....	7918
		Pump Drive Shaft Seal Kit.....	8712	Pump Drive Shaft Seal Kit.....	8709
		Rack & Pinion Seal Kit; W/Cam I Design.....	8690	Rack & Pinion Seal Kit; W/Cam I Design.....	8690
		Rack & Pinion Seal Kit; W/Cam III Design.....	8689	Rack & Pinion Seal Kit; W/Cam III Design.....	8689
PASS. CARS	1985		1979		
	4-CYL. 2.1 L ENG.; 4-CYL. 2.3 L ENG.		V-6 163 ENG.		
		Pump Complete Rebuilding Kit.....	8561	Pump Complete Rebuilding Kit.....	7910
		Pump Seal Kit.....	8554	Pump Seal Kit.....	7918
		Pump Drive Shaft Seal Kit.....	8712	Pump Drive Shaft Seal Kit.....	8709
		Rack & Pinion Seal Kit; W/Cam I Design.....	8690	Rack & Pinion Seal Kit; W/Cam I Design.....	8690
		Rack & Pinion Seal Kit; W/Cam III Design.....	8689	Rack & Pinion Seal Kit; W/Cam III Design.....	8689
LIGHT TRUCKS	6-CYL. 2.4 L DIESEL ENG.		1978-1977		
		Pump Complete Rebuilding Kit.....	7910	V-6 163 ENG.	
		Pump Seal Kit.....	7918	Pump Complete Rebuilding Kit.....	7910
		Pump Drive Shaft Seal Kit.....	8709	Pump Seal Kit.....	7918
		Rack & Pinion Seal Kit; W/Cam I Design.....	8690	Pump Drive Shaft Seal Kit.....	8709
		Rack & Pinion Seal Kit; W/Cam III Design.....	8689	Rack & Pinion Seal Kit; W/14mm, 19mm Input Shaft; W/Cam I Design.....	8690
MEDIUM/HEAVY TRUCKS	1984-1983		1976		
	4-CYL. 2.1 L ENG.; 4-CYL. 2.3 L ENG.; 6-CYL. 2.4 L DIESEL ENG.		V-6 163 ENG.		
		Pump Complete Rebuilding Kit.....	7910	Rack & Pinion Seal Kit; W/14mm, 19mm Input Shaft; W/Cam I Design.....	8690
		Pump Seal Kit.....	7918		
		Pump Drive Shaft Seal Kit.....	8709		
		Rack & Pinion Seal Kit; W/Cam I Design.....	8690		
		Rack & Pinion Seal Kit; W/Cam III Design.....	8689		
BUSES	1982		740		
	4-CYL. 2.1 L ENG.; 4-CYL. 2.3 L ENG. (CANADA); 6-CYL. 2.4 L DIESEL ENG.		1992-1987		
		Pump Complete Rebuilding Kit.....	7910	4-CYL. 2.3 L ENG.	
		Pump Seal Kit.....	7918	Pump Complete Rebuilding Kit.....	8561
		Pump Drive Shaft Seal Kit.....	8709	Pump Seal Kit.....	8554
		Rack & Pinion Seal Kit; W/Cam I Design.....	8690	Pump Drive Shaft Seal Kit.....	8712
		Rack & Pinion Seal Kit; W/Cam III Design.....	8689	Rack & Pinion Seal Kit; W/Cam I, Cam II Design.....	8689
HOSE NUMERICAL	1981-1980		1986-1985		
	4-CYL. 2.1 L ENG.; 6-CYL. 2.4 L DIESEL ENG.		4-CYL. 2.3 L ENG.		
		Pump Complete Rebuilding Kit.....	7910	Pump Complete Rebuilding Kit.....	8561
		Pump Seal Kit.....	7918	Pump Seal Kit.....	8554
		Pump Drive Shaft Seal Kit.....	8709	Pump Drive Shaft Seal Kit.....	8712
		Rack & Pinion Seal Kit; W/Cam I Design.....	8690	Rack & Pinion Seal Kit; W/Cam I, Cam II Design.....	8689
		Rack & Pinion Seal Kit; W/Cam III Design.....	8689		
REPAIR KITS	1979		6-CYL. 2.4 L DIESEL ENG.		
	4-CYL. 130 ENG.		Pump Complete Rebuilding Kit.....		
		Pump Complete Rebuilding Kit.....	7910	7910	
		Pump Seal Kit.....	7918	Pump Seal Kit.....	7918
		Pump Drive Shaft Seal Kit.....	8709	Pump Drive Shaft Seal Kit.....	8709
		Rack & Pinion Seal Kit; W/Cam I Design.....	8690	Rack & Pinion Seal Kit; W/Cam I, Cam II Design.....	8689
		Rack & Pinion Seal Kit; W/Cam III Design.....	8689		
KIT NUMERICAL	1978-1977		760		
	4-CYL. 130 ENG.		1990-1986		
		Pump Complete Rebuilding Kit.....	7910	4-CYL. 2.3 L ENG.	
		Pump Seal Kit.....	7918	Pump Complete Rebuilding Kit.....	8561
		Pump Drive Shaft Seal Kit.....	8709	Pump Seal Kit.....	8554
		Rack & Pinion Seal Kit; W/14mm, 19mm Input Shaft; W/Cam I Design.....	8690	Pump Drive Shaft Seal Kit.....	8712
				Rack & Pinion Seal Kit; W/Cam I, Cam II Design.....	8689
ILLUSTRATIONS	1976		V-6 2.8 L ENG.		
	4-CYL. 130 ENG.		Pump Complete Rebuilding Kit.....		
		Rack & Pinion Seal Kit; W/14mm, 19mm Input Shaft; W/Cam I Design.....	8690	7910	
				Pump Seal Kit.....	7918
				Pump Drive Shaft Seal Kit.....	8709
				Rack & Pinion Seal Kit; W/Cam I, Cam II Design.....	8689

☆ See Pages A14 - A15 For Pump or Gear Identification.

⊗ Packaged one bushing per box, order as required.

Power Steering Repair Kits for Passenger Cars and Light Trucks

Application	Kit No.	Application	Kit No.
VOLVO - Continued		VOLVO - Continued	
760 - Continued		780 - Continued	
1985 - Continued		1988-1987 - Continued	
6-CYL. 2.4 L DIESEL ENG.; V-6 2.8 L ENG. - Continued		V-6 2.8 L ENG. - Continued	
Pump Seal Kit.....	7918	Pump Drive Shaft Seal Kit.....	8709
Pump Drive Shaft Seal Kit.....	8709	Rack & Pinion Seal Kit; W/Cam I, Cam II Design.....	8689
Rack & Pinion Seal Kit; W/Cam I, Cam II Design.....	8689		
1984		850	
4-CYL. 2.3 L ENG.; 6-CYL. 2.4 L DIESEL ENG.; V-6 2.8 L ENG.		1995-1994	
Pump Complete Rebuilding Kit.....	7910	5-CYL. 2.3 L ENG.; 5-CYL. 2.4 L ENG.	
Pump Seal Kit.....	7918	Pump Complete Rebuilding Kit.....	8900
Pump Drive Shaft Seal Kit.....	8709	Pump Seal Kit.....	8794
Rack & Pinion Seal Kit; W/Cam I, Cam II Design.....	8689		
1983		1993	
6-CYL. 2.4 L DIESEL ENG.; V-6 2.8 L ENG.		5-CYL. 2.4 L ENG.	
Pump Complete Rebuilding Kit.....	7910	Pump Complete Rebuilding Kit.....	8900
Pump Seal Kit.....	7918	Pump Seal Kit.....	8794
Pump Drive Shaft Seal Kit.....	8709		
Rack & Pinion Seal Kit; W/Cam I, Cam II Design.....	8689		
780		1995	
1991		4-CYL. 2.3 L ENG.	
4-CYL. 2.3 L ENG.		Pump Complete Rebuilding Kit.....	
Pump Complete Rebuilding Kit.....	8561	Pump Seal Kit.....	8554
Pump Seal Kit.....	8554	Pump Drive Shaft Seal Kit.....	8712
Pump Drive Shaft Seal Kit.....	8712	Rack & Pinion Seal Kit; W/Cam, TRW Rack & Pinion Gear; ☆R.....	8689
Rack & Pinion Seal Kit; W/Cam I, Cam II Design.....	8689		
1990-1989		1994-1991	
4-CYL. 2.3 L ENG.		4-CYL. 2.3 L ENG.	
Pump Complete Rebuilding Kit.....	8561	Pump Complete Rebuilding Kit.....	8561
Pump Seal Kit.....	8554	Pump Seal Kit.....	8554
Pump Drive Shaft Seal Kit.....	8712	Pump Drive Shaft Seal Kit.....	8712
Rack & Pinion Seal Kit; W/Cam I, Cam II Design.....	8689	Rack & Pinion Seal Kit.....	8689
V-6 2.8 L ENG.		960	
Pump Complete Rebuilding Kit.....	7910	1995	
Pump Seal Kit.....	7918	6-CYL. 2.9 L ENG.	
Pump Drive Shaft Seal Kit.....	8709	Pump Complete Rebuilding Kit.....	8900
Rack & Pinion Seal Kit; W/Cam I, Cam II Design.....	8689	Pump Seal Kit.....	8794
1988-1987		Rack & Pinion Seal Kit; W/Cam, TRW Rack & Pinion Gear; ☆R.....	
V-6 2.8 L ENG.		8689	
Pump Complete Rebuilding Kit.....	7910	1994-1992	
Pump Seal Kit.....	7918	6-CYL. 2.9 L ENG.	
		Pump Complete Rebuilding Kit.....	8900
		Pump Seal Kit.....	8794
		Rack & Pinion Seal Kit.....	8689

SYSTEM
PUMP &
GEAR
IDENT.

SYSTEM &
COM-
PONENT
IDENT.

PASS.
CARS

LIGHT
TRUCKS

MEDIUM/
HEAVY
TRUCKS

BUSES

HOSE
NUMER-
ICAL

REPAIR
KITS

KIT
NUMER-
ICAL

ILLUST-
RATIONS

☆ See Pages A14 - A15 For Pump or Gear Identification.

☛ Packaged one bushing per box, order as required.

Power Steering Repair Kits

Medium/Heavy-Duty Trucks and Buses

Alphabetical Listing

SYSTEM
PUMP &
GEAR
IDENT.

SYSTEM &
COM-
PONENT
IDENT.

PASS.
CARS

LIGHT
TRUCKS

MEDIUM/
HEAVY
TRUCKS

BUSES

HOSE
NUMER-
ICAL

REPAIR
KITS

KIT
NUMER-
ICAL

ILLUST-
RATIONS

CAUTION: Its critical to know the production date as well as body and engine codes when servicing import vehicles. Japanese manufacturers often have mid-year production changes. Japanese model years, in most cases, end in August. ALWAYS check for the production date, usually located on a plate inside the front door or under the hood.

Application	Kit No.	Application	Kit No.
CHEVROLET		CHEVROLET - Continued	
A60		B60 B6P SERIES - Continued	
1965		1994-1993 - Continued	
GM D478 DIESEL ENG.; GM DH478 DIESEL ENG.		GM V-8 5.7 L ENG.; GM V-8 6.0 L ENG.; GM V-8 7.0 L ENG.;	
Pump Seal Kit; W/Saginaw P.S. Pump; ☆B	8700	GM V-8 7.4 L ENG. - Continued	
Pump Drive Shaft Seal Kit; W/Saginaw P.S. Pump; ☆B	8711	Pump Drive Shaft Seal Kit; W/Saginaw P.S. Pump; ☆B	8711
Stg. Gear Major Seal Kit; W/710 Series Gear	8701	1992	
Stg. Gear Input Shaft Seal Kit; W/710 Series Gear	7095	GM V-8 6.0 L ENG.; GM V-8 7.0 L ENG.; GM V-8 7.4 L ENG.	
A80		Pump Seal Kit; W/Saginaw P.S. Pump; ☆B	8700
1965		Pump Drive Shaft Seal Kit; W/Saginaw P.S. Pump; ☆B	8711
GM D478 DIESEL ENG.; GM DH478 DIESEL ENG.		1991	
Pump Seal Kit; W/Saginaw P.S. Pump; ☆B	8700	GM V-8 5.7 L ENG.; GM V-8 6.0 L ENG.; GM V-8 7.0 L ENG.;	
Pump Drive Shaft Seal Kit; W/Saginaw P.S. Pump; ☆B	8711	GM V-8 7.4 L ENG.	
Stg. Gear Major Seal Kit; W/710 Series Gear	8701	Pump Seal Kit; W/Saginaw P.S. Pump; ☆B	8700
Stg. Gear Input Shaft Seal Kit; W/710 Series Gear	7095	Pump Drive Shaft Seal Kit; W/Saginaw P.S. Pump; ☆B	8711
B7 SERIES		1990	
1995		GM V-8 5.7 L ENG.; GM V-8 6.0 L ENG.; GM V-8 7.0 L ENG.;	
GM V-8 6.0 L ENG.; GM V-8 7.0 L ENG.		GM V-8 7.4 L ENG.	
Pump Seal Kit; W/Saginaw P.S. Pump; ☆B	8700	Pump Seal Kit; W/Saginaw P.S. Pump; ☆B	8700
Pump Drive Shaft Seal Kit; W/Saginaw P.S. Pump; ☆B	8711	Pump Drive Shaft Seal Kit; W/Saginaw P.S. Pump; ☆B	8711
1994-1993		Stg. Gear Major Seal Kit; W/Saginaw Stg. Gear; ☆N	8701
GM V-8 5.7 L ENG.; GM V-8 6.0 L ENG.; GM V-8 7.0 L ENG.;		Stg. Gear Input Shaft Seal Kit; W/Saginaw Stg. Gear; ☆N	7095
GM V-8 7.4 L ENG.		1989-1985	
Pump Seal Kit; W/Saginaw P.S. Pump; ☆B	8700	GM V-8 5.7 L ENG.; GM V-8 6.0 L ENG.	
Pump Drive Shaft Seal Kit; W/Saginaw P.S. Pump; ☆B	8711	Pump Seal Kit; W/Saginaw P.S. Pump; ☆B	8700
1991		Pump Drive Shaft Seal Kit; W/Saginaw P.S. Pump; ☆B	8711
GM V-8 5.7 L ENG.; GM V-8 6.0 L ENG.; GM V-8 7.0 L ENG.;		Stg. Gear Major Seal Kit; W/Saginaw Stg. Gear; ☆N	8701
GM V-8 7.4 L ENG.		Stg. Gear Input Shaft Seal Kit; W/Saginaw Stg. Gear; ☆N	7095
Pump Seal Kit; W/Saginaw P.S. Pump; ☆B	8700	1984-1980	
Pump Drive Shaft Seal Kit; W/Saginaw P.S. Pump; ☆B	8711	GM V-8 5.7 L ENG.; GM V-8 6.0 L ENG.; GM V-8 7.0 L ENG.	
1990		Pump Seal Kit; W/Saginaw P.S. Pump; ☆B	8700
GM V-8 5.7 L ENG.; GM V-8 6.0 L ENG.; GM V-8 7.0 L ENG.;		Pump Drive Shaft Seal Kit; W/Saginaw P.S. Pump; ☆B	8711
GM V-8 7.4 L ENG.		Stg. Gear Major Seal Kit; W/Saginaw Stg. Gear; ☆N	8701
Pump Seal Kit; W/Saginaw P.S. Pump; ☆B	8700	Stg. Gear Input Shaft Seal Kit; W/Saginaw Stg. Gear; ☆N	7095
Pump Drive Shaft Seal Kit; W/Saginaw P.S. Pump; ☆B	8711	1979-1977	
1978-1977		GM V-8 350 ENG.; GM V-8 366 ENG.; GM V-8 427 ENG.; GM	
GM V-8 350 ENG.; GM V-8 366 ENG.; GM V-8 427 ENG.; GM		V-8 454 ENG.	
V-8 454 ENG.		Pump Seal Kit; W/Saginaw P.S. Pump; ☆B	8700
Pump Seal Kit; W/Saginaw P.S. Pump; ☆B	8700	Pump Drive Shaft Seal Kit; W/Saginaw P.S. Pump; ☆B	8711
Pump Drive Shaft Seal Kit; W/Saginaw P.S. Pump; ☆B	8711	Stg. Gear Major Seal Kit; W/Saginaw Stg. Gear; ☆N	8701
Stg. Gear Major Seal Kit; W/Saginaw Stg. Gear; ☆N	8701	Stg. Gear Input Shaft Seal Kit; W/Saginaw Stg. Gear; ☆N	7095
Stg. Gear Input Shaft Seal Kit; W/Saginaw Stg. Gear; ☆N	7095	C40	
B60 B6P SERIES		1972-1970	
1995		GM 6-CYL. 250 ENG.; GM V-8 307 ENG.; GM V-8 350 ENG.	
GM V-8 6.0 L ENG.; GM V-8 7.0 L ENG.; GM V-8 7.4 L ENG.		Pump Seal Kit; W/Saginaw P.S. Pump; ☆B	8700
Pump Seal Kit; W/Saginaw P.S. Pump; ☆B	8700	Pump Drive Shaft Seal Kit; W/Saginaw P.S. Pump; ☆B	8711
Pump Drive Shaft Seal Kit; W/Saginaw P.S. Pump; ☆B	8711	Stg. Gear Major Seal Kit; W/710 Series Gear	8701
Stg. Gear Major Seal Kit; W/Saginaw Stg. Gear; ☆N	8701	Stg. Gear Input Shaft Seal Kit; W/710 Series Gear	7095
Stg. Gear Input Shaft Seal Kit; W/Saginaw Stg. Gear; ☆N	7095	1969	
1994-1993		GM 6-CYL. 230 ENG.; GM 6-CYL. 250 ENG.; GM V-8 307 ENG.;	
GM V-8 5.7 L ENG.; GM V-8 6.0 L ENG.; GM V-8 7.0 L ENG.;		GM V-8 350 ENG.	
GM V-8 7.4 L ENG.		Pump Seal Kit; W/Saginaw P.S. Pump; ☆B	8700
Pump Seal Kit; W/Saginaw P.S. Pump; ☆B	8700	Pump Drive Shaft Seal Kit; W/Saginaw P.S. Pump; ☆B	8711
B60 B6P SERIES		Stg. Gear Major Seal Kit; W/710 Series Gear	8701
1995		Stg. Gear Input Shaft Seal Kit; W/710 Series Gear	7095
GM V-8 6.0 L ENG.; GM V-8 7.0 L ENG.; GM V-8 7.4 L ENG.			
Pump Seal Kit; W/Saginaw P.S. Pump; ☆B	8700		
Pump Drive Shaft Seal Kit; W/Saginaw P.S. Pump; ☆B	8711		

☆ See Pages A14 - A15 For Pump or Gear Identification.

Power Steering Repair Kits for Medium/Heavy-Duty Trucks and Buses

Application	Kit No.	Application	Kit No.
CHEVROLET - Continued		CHEVROLET - Continued	
C40 - Continued		C50 - Continued	
1968		1973-1972	
GM 6-CYL. 230 ENG.; GM 6-CYL. 250 ENG.; GM V-8 283 ENG.; GM V-8 307 ENG.; GM V-8 327 ENG.		GM 6-CYL. 250 ENG.; GM 6-CYL. 292 ENG.; GM V-8 307 ENG.; GM V-8 350 ENG.; GM V-8 366 ENG.; GM V-8 427 ENG.; GM V-8 454 ENG.	
Pump Seal Kit; W/Saginaw P.S. Pump; ☆B	8700	Pump Seal Kit; W/Saginaw P.S. Pump; ☆B	8700
Pump Drive Shaft Seal Kit; W/Saginaw P.S. Pump; ☆B	8711	Pump Drive Shaft Seal Kit; W/Saginaw P.S. Pump; ☆B	8711
Stg. Gear Major Seal Kit; W/710 Series Gear	8701	Stg. Gear Major Seal Kit; W/710 Series Gear	8701
Stg. Gear Input Shaft Seal Kit; W/710 Series Gear	7095	Stg. Gear Input Shaft Seal Kit; W/710 Series Gear	7095
1967		1971-1970	
GM 6-CYL. 230 ENG.; GM 6-CYL. 250 ENG.; GM V-8 283 ENG.; GM V-8 327 ENG.		GM DH478 DIESEL ENG.; GM 6-CYL. 250 ENG.; GM 6-CYL. 292 ENG.; GM V-8 307 ENG.; GM V-8 350 ENG.; GM V-8 366 ENG.; GM V-8 427 ENG.; GM V-8 454 ENG.	
Pump Seal Kit; W/Saginaw P.S. Pump; ☆B	8700	Pump Seal Kit; W/Saginaw P.S. Pump; ☆B	8700
Pump Drive Shaft Seal Kit; W/Saginaw P.S. Pump; ☆B	8711	Pump Drive Shaft Seal Kit; W/Saginaw P.S. Pump; ☆B	8711
Stg. Gear Major Seal Kit; W/710 Series Gear	8701	Stg. Gear Major Seal Kit; W/710 Series Gear	8701
Stg. Gear Input Shaft Seal Kit; W/710 Series Gear	7095	Stg. Gear Input Shaft Seal Kit; W/710 Series Gear	7095
1962		1969	
GM 6-CYL. 235 ENG.; GM 6-CYL. 261 ENG.; GM V-8 283 ENG.; GM V-8 327 ENG.		GM 6-CYL. 230 ENG.; GM 6-CYL. 250 ENG.; GM 6-CYL. 292 ENG.; GM V-8 283 ENG.; GM V-8 307 ENG.; GM V-8 350 ENG.; GM V-8 366 ENG.; GM V-8 427 ENG.; GM V-8 454 ENG.	
Pump Seal Kit; W/Saginaw P.S. Pump; ☆B	8700	Pump Seal Kit; W/Saginaw P.S. Pump; ☆B	8700
Pump Drive Shaft Seal Kit; W/Saginaw P.S. Pump; ☆B	8711	Pump Drive Shaft Seal Kit; W/Saginaw P.S. Pump; ☆B	8711
Stg. Gear Major Seal Kit; W/710 Series Gear	8701	Stg. Gear Major Seal Kit; W/710 Series Gear	8701
Stg. Gear Input Shaft Seal Kit; W/710 Series Gear	7095	Stg. Gear Input Shaft Seal Kit; W/710 Series Gear	7095
1961-1960		1968	
GM 6-CYL. 235 ENG.; GM 6-CYL. 261 ENG.; GM V-8 283 ENG.		GM 6-CYL. 230 ENG.; GM 6-CYL. 250 ENG.; GM V-8 283 ENG.; GM V-8 307 ENG.; GM V-8 327 ENG.; GM V-8 366 ENG.; GM V-8 427 ENG.; GM V-8 454 ENG.	
Pump Seal Kit; W/Saginaw P.S. Pump; ☆B	8700	Pump Seal Kit; W/Saginaw P.S. Pump; ☆B	8700
Pump Drive Shaft Seal Kit; W/Saginaw P.S. Pump; ☆B	8711	Pump Drive Shaft Seal Kit; W/Saginaw P.S. Pump; ☆B	8711
Stg. Gear Major Seal Kit; W/710 Series Gear	8701	Stg. Gear Major Seal Kit; W/710 Series Gear	8701
Stg. Gear Input Shaft Seal Kit; W/710 Series Gear	7095	Stg. Gear Input Shaft Seal Kit; W/710 Series Gear	7095
C50		1965-1963	
1990		GM 6-CYL. 230 ENG.; GM 6-CYL. 250 ENG.; GM V-8 283 ENG.; GM V-8 327 ENG.; GM V-8 366 ENG.; GM V-8 427 ENG.	
GM V-8 5.7 L ENG.; GM V-8 6.0 L ENG.; GM V-8 7.0 L ENG.		Pump Seal Kit; W/Saginaw P.S. Pump; ☆B	
Pump Seal Kit; W/Saginaw P.S. Pump; ☆B	8700	Pump Seal Kit; W/Saginaw P.S. Pump; ☆B	
Pump Drive Shaft Seal Kit; W/Saginaw P.S. Pump; ☆B	8711	Pump Drive Shaft Seal Kit; W/Saginaw P.S. Pump; ☆B	
Stg. Gear Major Seal Kit; W/710 Series Gear	8701	Stg. Gear Major Seal Kit; W/710 Series Gear	
Stg. Gear Input Shaft Seal Kit; W/710 Series Gear	7095	Stg. Gear Input Shaft Seal Kit; W/710 Series Gear	
1989-1987		1966	
GM V-8 5.7 L ENG.		GM 6-CYL. 230 ENG.; GM 6-CYL. 250 ENG.; GM V-8 283 ENG.; GM V-8 327 ENG.; GM V-8 366 ENG.; GM V-8 427 ENG.	
Pump Seal Kit; W/Saginaw P.S. Pump; ☆B	8700	Pump Seal Kit; W/Saginaw P.S. Pump; ☆B	
Pump Drive Shaft Seal Kit; W/Saginaw P.S. Pump; ☆B	8711	Pump Drive Shaft Seal Kit; W/Saginaw P.S. Pump; ☆B	
Stg. Gear Major Seal Kit; W/710 Series Gear	8701	Stg. Gear Major Seal Kit; W/710 Series Gear	
Stg. Gear Input Shaft Seal Kit; W/710 Series Gear	7095	Stg. Gear Input Shaft Seal Kit; W/710 Series Gear	
1986-1980		1965-1963	
GM 6-CYL. 4.8 L ENG.; GM V-8 5.7 L ENG.		GM 6-CYL. 230 ENG.; GM 6-CYL. 250 ENG.; GM V-8 283 ENG.; GM V-8 327 ENG.	
Pump Seal Kit; W/Saginaw P.S. Pump; ☆B	8700	Pump Seal Kit; W/Saginaw P.S. Pump; ☆B	
Pump Drive Shaft Seal Kit; W/Saginaw P.S. Pump; ☆B	8711	Pump Drive Shaft Seal Kit; W/Saginaw P.S. Pump; ☆B	
Stg. Gear Major Seal Kit; W/710 Series Gear	8701	Stg. Gear Major Seal Kit; W/710 Series Gear	
Stg. Gear Input Shaft Seal Kit; W/710 Series Gear	7095	Stg. Gear Input Shaft Seal Kit; W/710 Series Gear	
1979		1962	
GM 6-CYL. 292 ENG.; GM V-8 305 ENG.; GM V-8 350 ENG.		GM 6-CYL. 235 ENG.; GM 6-CYL. 261 ENG.; GM V-8 283 ENG.; GM V-8 327 ENG.	
Pump Seal Kit; W/Saginaw P.S. Pump; ☆B	8700	Pump Seal Kit; W/Saginaw P.S. Pump; ☆B	
Pump Drive Shaft Seal Kit; W/Saginaw P.S. Pump; ☆B	8711	Pump Drive Shaft Seal Kit; W/Saginaw P.S. Pump; ☆B	
Stg. Gear Major Seal Kit; W/710 Series Gear	8701	Stg. Gear Major Seal Kit; W/710 Series Gear	
Stg. Gear Input Shaft Seal Kit; W/710 Series Gear	7095	Stg. Gear Input Shaft Seal Kit; W/710 Series Gear	
1978-1976		1961-1960	
GM 6-CYL. 250 ENG.; GM 6-CYL. 292 ENG.; GM V-8 305 ENG.; GM V-8 350 ENG.; GM V-8 366 ENG.; GM V-8 427 ENG.; GM V-8 454 ENG.		GM 6-CYL. 235 ENG.; GM 6-CYL. 261 ENG.; GM V-8 283 ENG.	
Pump Seal Kit; W/Saginaw P.S. Pump; ☆B	8700	Pump Seal Kit; W/Saginaw P.S. Pump; ☆B	
Pump Drive Shaft Seal Kit; W/Saginaw P.S. Pump; ☆B	8711	Pump Drive Shaft Seal Kit; W/Saginaw P.S. Pump; ☆B	
Stg. Gear Major Seal Kit; W/710 Series Gear	8701	Stg. Gear Major Seal Kit; W/710 Series Gear	
Stg. Gear Input Shaft Seal Kit; W/710 Series Gear	7095	Stg. Gear Input Shaft Seal Kit; W/710 Series Gear	
1975-1974		1961-1960	
GM 6-CYL. 250 ENG.; GM 6-CYL. 292 ENG.; GM V-8 350 ENG.; GM V-8 366 ENG.; GM V-8 427 ENG.; GM V-8 454 ENG.		GM 6-CYL. 235 ENG.; GM 6-CYL. 261 ENG.; GM V-8 283 ENG.	
Pump Seal Kit; W/Saginaw P.S. Pump; ☆B	8700	Pump Seal Kit; W/Saginaw P.S. Pump; ☆B	
Pump Drive Shaft Seal Kit; W/Saginaw P.S. Pump; ☆B	8711	Pump Drive Shaft Seal Kit; W/Saginaw P.S. Pump; ☆B	
Stg. Gear Major Seal Kit; W/710 Series Gear	8701	Stg. Gear Major Seal Kit; W/710 Series Gear	
Stg. Gear Input Shaft Seal Kit; W/710 Series Gear	7095	Stg. Gear Input Shaft Seal Kit; W/710 Series Gear	

☆ See Pages A14 - A15 For Pump or Gear Identification.

SYSTEM
PUMP &
GEAR
IDENT.

SYSTEM &
COM-
PONENT
IDENT.

PASS.
CARS

LIGHT
TRUCKS

MEDIUM/
HEAVY
TRUCKS

BUSES

HOSE
NUMER-
ICAL

REPAIR
KITS

KIT
NUMER-
ICAL

ILLUSTRATIONS

Power Steering Repair Kits for Medium/Heavy-Duty Trucks and Buses

Application	Kit No.	Application	Kit No.
CHEVROLET - Continued		CHEVROLET - Continued	
C70 - Continued		CE40 - Continued	
1982 - Continued		1967 - Continued	
CATERPILLAR 3208 DIESEL ENG.; CUMMINS VT225 DIESEL ENG.; DETROIT DIESEL V-8 8.2 L DIESEL ENG.; GM V-8 6.0 L ENG.; GM V-8 7.0 L ENG. - Continued		GM V-8 283 ENG.; GM V-8 327 ENG. - Continued	
Stg. Gear Major Seal Kit; W/710 Series Gear	8701	Stg. Gear Input Shaft Seal Kit; W/710 Series Gear	7095
Stg. Gear Input Shaft Seal Kit; W/710 Series Gear	7095		
1981-1980		1962	
CATERPILLAR 3208 DIESEL ENG.; CUMMINS VT225 DIESEL ENG.; DETROIT DIESEL 4-53 DIESEL ENG.; DETROIT DIESEL V-8 8.2 L DIESEL ENG.; GM V-8 6.0 L ENG.; GM V-8 7.0 L ENG.; GM V-8 7.4 L ENG.		GM V-8 283 ENG.; GM V-8 327 ENG.	
Pump Seal Kit; W/Saginaw P.S. Pump; ☆B	8700	Pump Seal Kit; W/Saginaw P.S. Pump; ☆B	8700
Pump Drive Shaft Seal Kit; W/Saginaw P.S. Pump; ☆B	8711	Pump Drive Shaft Seal Kit; W/Saginaw P.S. Pump; ☆B	8711
Stg. Gear Major Seal Kit; W/710 Series Gear	8701	Stg. Gear Major Seal Kit; W/710 Series Gear	8701
Stg. Gear Input Shaft Seal Kit; W/710 Series Gear	7095	Stg. Gear Input Shaft Seal Kit; W/710 Series Gear	7095
1979		1961-1960	
CATERPILLAR 3208 DIESEL ENG.; DETROIT DIESEL 4-53 DIESEL ENG.; GM V-8 366 ENG.; GM V-8 427 ENG.; GM V-8 454 ENG.		GM V-8 283 ENG.	
Pump Seal Kit; W/Saginaw P.S. Pump; ☆B	8700	Pump Seal Kit; W/Saginaw P.S. Pump; ☆B	8700
Pump Drive Shaft Seal Kit; W/Saginaw P.S. Pump; ☆B	8711	Pump Drive Shaft Seal Kit; W/Saginaw P.S. Pump; ☆B	8711
Stg. Gear Major Seal Kit; W/710 Series Gear	8701	Stg. Gear Major Seal Kit; W/710 Series Gear	8701
Stg. Gear Input Shaft Seal Kit; W/710 Series Gear	7095	Stg. Gear Input Shaft Seal Kit; W/710 Series Gear	7095
1965-1960		CE50	
GM V-8 348 ENG.; GM V-8 409 ENG.		1972-1970	
Pump Seal Kit; W/Saginaw P.S. Pump; ☆B	8700	GM V-8 307 ENG.; GM V-8 350 ENG.	
Pump Drive Shaft Seal Kit; W/Saginaw P.S. Pump; ☆B	8711	Pump Seal Kit; W/Saginaw P.S. Pump; ☆B	
Stg. Gear Major Seal Kit; W/710 Series Gear	8701	Pump Drive Shaft Seal Kit; W/Saginaw P.S. Pump; ☆B	
Stg. Gear Input Shaft Seal Kit; W/710 Series Gear	7095	Stg. Gear Major Seal Kit; W/710 Series Gear	
C80		Stg. Gear Input Shaft Seal Kit; W/710 Series Gear	
1965-1960		7095	
GM V-8 348 ENG.; GM V-8 409 ENG.		1969	
Pump Seal Kit; W/Saginaw P.S. Pump; ☆B	8700	GM V-8 283 ENG.; GM V-8 307 ENG.; GM V-8 350 ENG.	
Pump Drive Shaft Seal Kit; W/Saginaw P.S. Pump; ☆B	8711	Pump Seal Kit; W/Saginaw P.S. Pump; ☆B	
Stg. Gear Major Seal Kit; W/710 Series Gear	8701	Pump Drive Shaft Seal Kit; W/Saginaw P.S. Pump; ☆B	
Stg. Gear Input Shaft Seal Kit; W/710 Series Gear	7095	Stg. Gear Major Seal Kit; W/710 Series Gear	
CD50		Stg. Gear Input Shaft Seal Kit; W/710 Series Gear	
1970-1967		7095	
DETROIT DIESEL 4-53 DIESEL ENG.		1968	
Pump Seal Kit; W/Saginaw P.S. Pump; ☆B	8700	GM V-8 283 ENG.; GM V-8 307 ENG.; GM V-8 327 ENG.	
Pump Drive Shaft Seal Kit; W/Saginaw P.S. Pump; ☆B	8711	Pump Seal Kit; W/Saginaw P.S. Pump; ☆B	
Stg. Gear Major Seal Kit; W/710 Series Gear	8701	Pump Drive Shaft Seal Kit; W/Saginaw P.S. Pump; ☆B	
Stg. Gear Input Shaft Seal Kit; W/710 Series Gear	7095	Stg. Gear Major Seal Kit; W/710 Series Gear	
CD60		Stg. Gear Input Shaft Seal Kit; W/710 Series Gear	
1970-1967		7095	
DETROIT DIESEL 4-53 DIESEL ENG.		1967-1962	
Pump Seal Kit; W/Saginaw P.S. Pump; ☆B	8700	GM V-8 283 ENG.; GM V-8 327 ENG.	
Pump Drive Shaft Seal Kit; W/Saginaw P.S. Pump; ☆B	8711	Pump Seal Kit; W/Saginaw P.S. Pump; ☆B	
Stg. Gear Major Seal Kit; W/710 Series Gear	8701	Pump Drive Shaft Seal Kit; W/Saginaw P.S. Pump; ☆B	
Stg. Gear Input Shaft Seal Kit; W/710 Series Gear	7095	Stg. Gear Major Seal Kit; W/710 Series Gear	
CE40		Stg. Gear Input Shaft Seal Kit; W/710 Series Gear	
1972-1969		7095	
GM V-8 307 ENG.; GM V-8 350 ENG.		CE60	
Pump Seal Kit; W/Saginaw P.S. Pump; ☆B	8700	1975	
Pump Drive Shaft Seal Kit; W/Saginaw P.S. Pump; ☆B	8711	GM V-8 427 ENG.	
Stg. Gear Major Seal Kit; W/710 Series Gear	8701	Pump Seal Kit; W/Saginaw P.S. Pump; ☆B	
Stg. Gear Input Shaft Seal Kit; W/710 Series Gear	7095	Pump Drive Shaft Seal Kit; W/Saginaw P.S. Pump; ☆B	
1968		Stg. Gear Major Seal Kit; W/710 Series Gear	
GM V-8 283 ENG.; GM V-8 307 ENG.; GM V-8 327 ENG.		Stg. Gear Input Shaft Seal Kit; W/710 Series Gear	
Pump Seal Kit; W/Saginaw P.S. Pump; ☆B	8700	7095	
Pump Drive Shaft Seal Kit; W/Saginaw P.S. Pump; ☆B	8711	1972-1969	
Stg. Gear Major Seal Kit; W/710 Series Gear	8701	GM V-8 307 ENG.; GM V-8 350 ENG.	
Stg. Gear Input Shaft Seal Kit; W/710 Series Gear	7095	Pump Seal Kit; W/Saginaw P.S. Pump; ☆B	
1967		Pump Drive Shaft Seal Kit; W/Saginaw P.S. Pump; ☆B	
GM V-8 283 ENG.; GM V-8 327 ENG.		Stg. Gear Major Seal Kit; W/710 Series Gear	
Pump Seal Kit; W/Saginaw P.S. Pump; ☆B	8700	Stg. Gear Input Shaft Seal Kit; W/710 Series Gear	
Pump Drive Shaft Seal Kit; W/Saginaw P.S. Pump; ☆B	8711	7095	
Stg. Gear Major Seal Kit; W/710 Series Gear	8701	REPAIR KITS	
Stg. Gear Input Shaft Seal Kit; W/710 Series Gear	8701	KIT NUMERICAL	

☆ See Pages A14 - A15 For Pump or Gear Identification.

SYSTEM
PUMP &
GEAR
IDENT.

SYSTEM &
COM-
PONENT
IDENT.

PASS.
CARS

LIGHT
TRUCKS

MEDIUM/
HEAVY
TRUCKS

BUSES

HOSE
NUMER-
ICAL

REPAIR
KITS

KIT
NUMER-
ICAL

ILLUSTRATIONS

Power Steering Repair Kits for Medium/Heavy-Duty Trucks and Buses

	Application	Kit No.	Application	Kit No.	
SYSTEM PUMP & GEAR IDENT.	CHEVROLET - Continued		CHEVROLET - Continued		
	CE60 - Continued		D60 - Continued		
	1967-1962 - Continued		1966-1962 - Continued		
	GM V-8 283 ENG.; GM V-8 327 ENG. - Continued		DETROIT DIESEL 4-53 DIESEL ENG. - Continued		
		Pump Drive Shaft Seal Kit; W/Saginaw P.S. Pump; ☆B	8711	Stg. Gear Input Shaft Seal Kit; W/710 Series Gear	7095
		Stg. Gear Major Seal Kit; W/710 Series Gear	8701		
		Stg. Gear Input Shaft Seal Kit; W/710 Series Gear	7095		
	1961-1960		E80		
	GM V-8 283 ENG.		1965-1962		
		Pump Seal Kit; W/Saginaw P.S. Pump; ☆B	8700	DETROIT DIESEL 6V-53 DIESEL ENG.	
	Pump Drive Shaft Seal Kit; W/Saginaw P.S. Pump; ☆B	8711	Pump Seal Kit; W/Saginaw P.S. Pump; ☆B	8700	
	Stg. Gear Major Seal Kit; W/710 Series Gear	8701	Pump Drive Shaft Seal Kit; W/Saginaw P.S. Pump; ☆B	8711	
	Stg. Gear Input Shaft Seal Kit; W/710 Series Gear	7095	Stg. Gear Major Seal Kit; W/710 Series Gear	8701	
			Stg. Gear Input Shaft Seal Kit; W/710 Series Gear	7095	
SYSTEM & COMPONENT IDENT.	CG50		ETG70		
	1969-1967		1969-1966		
	GM D478 DIESEL ENG.; GM DH478 DIESEL ENG.		GM D478 DIESEL ENG.; GM DH478 DIESEL ENG.		
		Pump Seal Kit; W/Saginaw P.S. Pump; ☆B	8700	Pump Seal Kit; W/Saginaw P.S. Pump; ☆B	8700
		Pump Drive Shaft Seal Kit; W/Saginaw P.S. Pump; ☆B	8711	Pump Drive Shaft Seal Kit; W/Saginaw P.S. Pump; ☆B	8711
		Stg. Gear Major Seal Kit; W/710 Series Gear	8701	Stg. Gear Major Seal Kit; W/710 Series Gear	8701
		Stg. Gear Input Shaft Seal Kit; W/710 Series Gear	7095	Stg. Gear Input Shaft Seal Kit; W/710 Series Gear	7095
	CG60		H70		
	1969-1967		1978-1976		
	GM D478 DIESEL ENG.; GM DH478 DIESEL ENG.		CATERPILLAR 3208 DIESEL ENG.; DETROIT DIESEL 6V-53 DIESEL ENG.; GM V-8 366 ENG.; GM V-8 427 ENG.; GM V-8 454 ENG.		
	Pump Seal Kit; W/Saginaw P.S. Pump; ☆B	8700	Pump Seal Kit; W/Saginaw P.S. Pump; ☆B	8700	
	Pump Drive Shaft Seal Kit; W/Saginaw P.S. Pump; ☆B	8711	Pump Drive Shaft Seal Kit; W/Saginaw P.S. Pump; ☆B	8711	
	Stg. Gear Major Seal Kit; W/710 Series Gear	8701	Stg. Gear Major Seal Kit; W/710 Series Gear	8701	
	Stg. Gear Input Shaft Seal Kit; W/710 Series Gear	7095	Stg. Gear Input Shaft Seal Kit; W/710 Series Gear	7095	
PASS. CARS	CM60		1975		
	1972-1970		DETROIT DIESEL 6V-53 DIESEL ENG.; GM V-8 366 ENG.; GM V-8 427 ENG.; GM V-8 454 ENG.		
	GM V-6 401 ENG.; GM V-6 432 ENG.; GM V-6 478 ENG.		Pump Seal Kit; W/Saginaw P.S. Pump; ☆B		8700
		Pump Seal Kit; W/Saginaw P.S. Pump; ☆B	8700	Pump Drive Shaft Seal Kit; W/Saginaw P.S. Pump; ☆B	8711
		Pump Drive Shaft Seal Kit; W/Saginaw P.S. Pump; ☆B	8711	Stg. Gear Major Seal Kit; W/710 Series Gear	8701
		Stg. Gear Major Seal Kit; W/710 Series Gear	8701	Stg. Gear Input Shaft Seal Kit; W/710 Series Gear	7095
		Stg. Gear Input Shaft Seal Kit; W/710 Series Gear	7095		
	CS50		1974		
	1972-1967		DETROIT DIESEL 6V-53 DIESEL ENG.; GM V-6 401 ENG.; GM V-6 432 ENG.; GM V-6 478 ENG.; GM V-8 366 ENG.; GM V-8 427 ENG.; GM V-8 454 ENG.		
	GM 6-CYL. 292 ENG.		Pump Seal Kit; W/Saginaw P.S. Pump; ☆B		8700
	Pump Seal Kit; W/Saginaw P.S. Pump; ☆B	8700	Pump Drive Shaft Seal Kit; W/Saginaw P.S. Pump; ☆B	8711	
	Pump Drive Shaft Seal Kit; W/Saginaw P.S. Pump; ☆B	8711	Stg. Gear Major Seal Kit; W/710 Series Gear	8701	
	Stg. Gear Major Seal Kit; W/710 Series Gear	8701	Stg. Gear Input Shaft Seal Kit; W/710 Series Gear	7095	
	Stg. Gear Input Shaft Seal Kit; W/710 Series Gear	7095			
LIGHT TRUCKS	CS60		1973		
	1972-1967		DETROIT DIESEL 6V-53 DIESEL ENG.; GM V-6 432 ENG.; GM V-6 478 ENG.		
	GM 6-CYL. 292 ENG.		Pump Seal Kit; W/Saginaw P.S. Pump; ☆B		8700
		Pump Seal Kit; W/Saginaw P.S. Pump; ☆B	8700	Pump Drive Shaft Seal Kit; W/Saginaw P.S. Pump; ☆B	8711
		Pump Drive Shaft Seal Kit; W/Saginaw P.S. Pump; ☆B	8711	Stg. Gear Major Seal Kit; W/710 Series Gear	8701
		Stg. Gear Major Seal Kit; W/710 Series Gear	8701	Stg. Gear Input Shaft Seal Kit; W/710 Series Gear	7095
		Stg. Gear Input Shaft Seal Kit; W/710 Series Gear	7095		
	D50		H80		
	1966-1965		1978-1975		
	DETROIT DIESEL 3-53 DIESEL ENG.; DETROIT DIESEL 4-53 DIESEL ENG.		GM V-8 366 ENG.; GM V-8 427 ENG.; GM V-8 454 ENG.		
	Pump Seal Kit; W/Saginaw P.S. Pump; ☆B	8700	Pump Seal Kit; W/Saginaw P.S. Pump; ☆B	8700	
	Pump Drive Shaft Seal Kit; W/Saginaw P.S. Pump; ☆B	8711	Pump Drive Shaft Seal Kit; W/Saginaw P.S. Pump; ☆B	8711	
	Stg. Gear Major Seal Kit; W/710 Series Gear	8701	Stg. Gear Major Seal Kit; W/710 Series Gear	8701	
	Stg. Gear Input Shaft Seal Kit; W/710 Series Gear	7095	Stg. Gear Input Shaft Seal Kit; W/710 Series Gear	7095	
MEDIUM/HEAVY TRUCKS	1964-1962		1974		
	DETROIT DIESEL 4-53 DIESEL ENG.		GM V-6 401 ENG.; GM V-6 432 ENG.; GM V-6 478 ENG.; GM V-8 366 ENG.; GM V-8 427 ENG.; GM V-8 454 ENG.		
		Pump Seal Kit; W/Saginaw P.S. Pump; ☆B	8700	Pump Seal Kit; W/Saginaw P.S. Pump; ☆B	8700
		Pump Drive Shaft Seal Kit; W/Saginaw P.S. Pump; ☆B	8711	Pump Drive Shaft Seal Kit; W/Saginaw P.S. Pump; ☆B	8711
		Stg. Gear Major Seal Kit; W/710 Series Gear	8701	Stg. Gear Major Seal Kit; W/710 Series Gear	8701
		Stg. Gear Input Shaft Seal Kit; W/710 Series Gear	7095	Stg. Gear Input Shaft Seal Kit; W/710 Series Gear	7095
	D60		1973		
	1966-1962		GM V-6 432 ENG.; GM V-6 478 ENG.		
	DETROIT DIESEL 4-53 DIESEL ENG.		Pump Seal Kit; W/Saginaw P.S. Pump; ☆B		8700
		Pump Seal Kit; W/Saginaw P.S. Pump; ☆B	8700	Pump Drive Shaft Seal Kit; W/Saginaw P.S. Pump; ☆B	8711
	Pump Drive Shaft Seal Kit; W/Saginaw P.S. Pump; ☆B	8711	Stg. Gear Major Seal Kit; W/710 Series Gear	8701	
	Stg. Gear Major Seal Kit; W/710 Series Gear	8701	Stg. Gear Input Shaft Seal Kit; W/710 Series Gear	7095	
	Stg. Gear Input Shaft Seal Kit; W/710 Series Gear	8701			
BUSES	REPAIR KITS				
HOSE NUMERICAL	KIT NUMERICAL				
ILLUSTRATIONS					

☆ See Pages A14 - A15 For Pump or Gear Identification.

Power Steering Repair Kits for Medium/Heavy-Duty Trucks and Buses

Application	Kit No.	Application	Kit No.
CHEVROLET - Continued		CHEVROLET - Continued	
HG70		J80	
1969-1966		1978-1975	
GM D478 DIESEL ENG.; GM DH478 DIESEL ENG.		DETROIT DIESEL 6V-53 DIESEL ENG.; GM V-8 366 ENG.; GM V-8 427 ENG.; GM V-8 454 ENG.	
Pump Seal Kit; W/Saginaw P.S. Pump; ☆B	8700	Pump Seal Kit; W/Saginaw P.S. Pump; ☆B	8700
Pump Drive Shaft Seal Kit; W/Saginaw P.S. Pump; ☆B	8711	Pump Drive Shaft Seal Kit; W/Saginaw P.S. Pump; ☆B	8711
Stg. Gear Major Seal Kit; W/710 Series Gear	8701	Stg. Gear Major Seal Kit; W/710 Series Gear	8701
Stg. Gear Input Shaft Seal Kit; W/710 Series Gear	7095	Stg. Gear Input Shaft Seal Kit; W/710 Series Gear	7095
HJ70		1974	
1971-1966		DETROIT DIESEL 6V-53 DIESEL ENG.; GM V-6 401 ENG.; GM V-6 432 ENG.; GM V-6 478 ENG.; GM V-8 366 ENG.; GM V-8 427 ENG.; GM V-8 454 ENG.	
Pump Seal Kit; W/Saginaw P.S. Pump; ☆B	8700	Pump Seal Kit; W/Saginaw P.S. Pump; ☆B	8700
Pump Drive Shaft Seal Kit; W/Saginaw P.S. Pump; ☆B	8711	Pump Drive Shaft Seal Kit; W/Saginaw P.S. Pump; ☆B	8711
Stg. Gear Major Seal Kit; W/710 Series Gear	8701	Stg. Gear Major Seal Kit; W/710 Series Gear	8701
Stg. Gear Input Shaft Seal Kit; W/710 Series Gear	7095	Stg. Gear Input Shaft Seal Kit; W/710 Series Gear	7095
HM70		1973	
1972-1966		DETROIT DIESEL 6V-53 DIESEL ENG.; GM V-6 432 ENG.; GM V-6 478 ENG.	
Pump Seal Kit; W/Saginaw P.S. Pump; ☆B	8700	Pump Seal Kit; W/Saginaw P.S. Pump; ☆B	8700
Pump Drive Shaft Seal Kit; W/Saginaw P.S. Pump; ☆B	8711	Pump Drive Shaft Seal Kit; W/Saginaw P.S. Pump; ☆B	8711
Stg. Gear Major Seal Kit; W/710 Series Gear	8701	Stg. Gear Major Seal Kit; W/710 Series Gear	8701
Stg. Gear Input Shaft Seal Kit; W/710 Series Gear	7095	Stg. Gear Input Shaft Seal Kit; W/710 Series Gear	7095
HM80		JG70	
1972-1966		1969-1966	
GM V-6 401 ENG.; GM V-6 432 ENG.; GM V-6 478 ENG.		GM D478 DIESEL ENG.; GM DH478 DIESEL ENG.	
Pump Seal Kit; W/Saginaw P.S. Pump; ☆B	8700	Pump Seal Kit; W/Saginaw P.S. Pump; ☆B	8700
Pump Drive Shaft Seal Kit; W/Saginaw P.S. Pump; ☆B	8711	Pump Drive Shaft Seal Kit; W/Saginaw P.S. Pump; ☆B	8711
Stg. Gear Major Seal Kit; W/710 Series Gear	8701	Stg. Gear Major Seal Kit; W/710 Series Gear	8701
Stg. Gear Input Shaft Seal Kit; W/710 Series Gear	7095	Stg. Gear Input Shaft Seal Kit; W/710 Series Gear	7095
HV70		JJ70	
1972-1966		1971-1966	
DETROIT DIESEL 6V-53 DIESEL ENG.		GM D637 DIESEL ENG.; GM DH637 DIESEL ENG.	
Pump Seal Kit; W/Saginaw P.S. Pump; ☆B	8700	Pump Seal Kit; W/Saginaw P.S. Pump; ☆B	8700
Pump Drive Shaft Seal Kit; W/Saginaw P.S. Pump; ☆B	8711	Pump Drive Shaft Seal Kit; W/Saginaw P.S. Pump; ☆B	8711
Stg. Gear Major Seal Kit; W/710 Series Gear	8701	Stg. Gear Major Seal Kit; W/710 Series Gear	8701
Stg. Gear Input Shaft Seal Kit; W/710 Series Gear	7095	Stg. Gear Input Shaft Seal Kit; W/710 Series Gear	7095
J70		JM70	
1978-1976		1972-1966	
CATERPILLAR 3208 DIESEL ENG.; DETROIT DIESEL 6V-53 DIESEL ENG.; GM V-8 366 ENG.; GM V-8 427 ENG.; GM V-8 454 ENG.		GM V-6 401 ENG.; GM V-6 432 ENG.; GM V-6 478 ENG.	
Pump Seal Kit; W/Saginaw P.S. Pump; ☆B	8700	Pump Seal Kit; W/Saginaw P.S. Pump; ☆B	8700
Pump Drive Shaft Seal Kit; W/Saginaw P.S. Pump; ☆B	8711	Pump Drive Shaft Seal Kit; W/Saginaw P.S. Pump; ☆B	8711
Stg. Gear Major Seal Kit; W/710 Series Gear	8701	Stg. Gear Major Seal Kit; W/710 Series Gear	8701
Stg. Gear Input Shaft Seal Kit; W/710 Series Gear	7095	Stg. Gear Input Shaft Seal Kit; W/710 Series Gear	7095
1975		JM80	
DETROIT DIESEL 6V-53 DIESEL ENG.; GM V-8 366 ENG.; GM V-8 427 ENG.; GM V-8 454 ENG.		1972-1966	
Pump Seal Kit; W/Saginaw P.S. Pump; ☆B	8700	GM V-6 401 ENG.; GM V-6 432 ENG.; GM V-6 478 ENG.	
Pump Drive Shaft Seal Kit; W/Saginaw P.S. Pump; ☆B	8711	Pump Seal Kit; W/Saginaw P.S. Pump; ☆B	8700
Stg. Gear Major Seal Kit; W/710 Series Gear	8701	Pump Drive Shaft Seal Kit; W/Saginaw P.S. Pump; ☆B	8711
Stg. Gear Input Shaft Seal Kit; W/710 Series Gear	7095	Stg. Gear Major Seal Kit; W/710 Series Gear	8701
1974		Stg. Gear Input Shaft Seal Kit; W/710 Series Gear	
DETROIT DIESEL 6V-53 DIESEL ENG.; GM V-6 401 ENG.; GM V-6 432 ENG.; GM V-6 478 ENG.; GM V-8 366 ENG.; GM V-8 427 ENG.; GM V-8 454 ENG.		7095	
Pump Seal Kit; W/Saginaw P.S. Pump; ☆B	8700	JM80	
Pump Drive Shaft Seal Kit; W/Saginaw P.S. Pump; ☆B	8711	1972-1966	
Stg. Gear Major Seal Kit; W/710 Series Gear	8701	GM V-6 401 ENG.; GM V-6 432 ENG.; GM V-6 478 ENG.	
Stg. Gear Input Shaft Seal Kit; W/710 Series Gear	7095	Pump Seal Kit; W/Saginaw P.S. Pump; ☆B	8700
1973		Pump Drive Shaft Seal Kit; W/Saginaw P.S. Pump; ☆B	8711
DETROIT DIESEL 6V-53 DIESEL ENG.; GM V-6 432 ENG.; GM V-6 478 ENG.		Stg. Gear Major Seal Kit; W/710 Series Gear	8701
Pump Seal Kit; W/Saginaw P.S. Pump; ☆B	8700	Stg. Gear Input Shaft Seal Kit; W/710 Series Gear	7095
Pump Drive Shaft Seal Kit; W/Saginaw P.S. Pump; ☆B	8711	JV70	
Stg. Gear Major Seal Kit; W/710 Series Gear	8701	1972-1966	
Stg. Gear Input Shaft Seal Kit; W/710 Series Gear	7095	DETROIT DIESEL 6V-53 DIESEL ENG.	
1973		Pump Seal Kit; W/Saginaw P.S. Pump; ☆B	
DETROIT DIESEL 6V-53 DIESEL ENG.; GM V-6 432 ENG.; GM V-6 478 ENG.		8700	
Pump Seal Kit; W/Saginaw P.S. Pump; ☆B	8700	Pump Drive Shaft Seal Kit; W/Saginaw P.S. Pump; ☆B	
Pump Drive Shaft Seal Kit; W/Saginaw P.S. Pump; ☆B	8711	8711	
Stg. Gear Major Seal Kit; W/710 Series Gear	8701	Stg. Gear Major Seal Kit; W/710 Series Gear	
Stg. Gear Input Shaft Seal Kit; W/710 Series Gear	7095	8701	
1973		Stg. Gear Input Shaft Seal Kit; W/710 Series Gear	
DETROIT DIESEL 6V-53 DIESEL ENG.; GM V-6 432 ENG.; GM V-6 478 ENG.		7095	
Pump Seal Kit; W/Saginaw P.S. Pump; ☆B	8700	JV80	
Pump Drive Shaft Seal Kit; W/Saginaw P.S. Pump; ☆B	8711	1972-1966	
Stg. Gear Major Seal Kit; W/710 Series Gear	8701	DETROIT DIESEL 6V-53 DIESEL ENG.	
Stg. Gear Input Shaft Seal Kit; W/710 Series Gear	7095	Pump Seal Kit; W/Saginaw P.S. Pump; ☆B	

☆ See Pages A14 - A15 For Pump or Gear Identification.

SYSTEM
PUMP &
GEAR
IDENT.

SYSTEM &
COM-
PONENT
IDENT.

PASS.
CARS

LIGHT
TRUCKS

MEDIUM/
HEAVY
TRUCKS

BUSES

HOSE
NUMER-
ICAL

REPAIR
KITS

KIT
NUMER-
ICAL

ILLUST-
RATIONS

Power Steering Repair Kits for Medium/Heavy-Duty Trucks and Buses

	Application	Kit No.	Application	Kit No.
SYSTEM PUMP & GEAR IDENT.	CHEVROLET - Continued		CHEVROLET - Continued	
	KODIAK C5500		M80 - Continued	
	1993-1991		1965-1960 - Continued	
	GM V-8 6.0 L ENG.; GM V-8 7.0 L ENG.		GM V-8 348 ENG.; GM V-8 409 ENG. - Continued	
	Pump Seal Kit; W/Saginaw P.S. Pump; ☆B	8700	Stg. Gear Input Shaft Seal Kit; W/710 Series Gear	7095
	Pump Drive Shaft Seal Kit; W/Saginaw P.S. Pump; ☆B	8711		
	Stg. Gear Major Seal Kit; W/Saginaw Stg. Gear; ☆N	8701		
	Stg. Gear Input Shaft Seal Kit; W/Saginaw Stg. Gear; ☆N	7095		
SYSTEM & COMPONENT IDENT.	KODIAK C6500		M90	
	1993-1991		1976	
	GM V-8 6.0 L ENG.; GM V-8 7.0 L ENG.		DETROIT DIESEL 8V-71 DIESEL ENG.	
	Pump Seal Kit; W/Saginaw P.S. Pump; ☆B	8700	Pump Seal Kit; W/Saginaw P.S. Pump; ☆B	8700
	Pump Drive Shaft Seal Kit; W/Saginaw P.S. Pump; ☆B	8711	Pump Drive Shaft Seal Kit; W/Saginaw P.S. Pump; ☆B	8711
	Stg. Gear Major Seal Kit; W/Saginaw Stg. Gear; ☆N	8701	Stg. Gear Major Seal Kit; W/710 Series Gear	8701
	Stg. Gear Input Shaft Seal Kit; W/Saginaw Stg. Gear; ☆N	7095	Stg. Gear Input Shaft Seal Kit; W/710 Series Gear	7095
PASS. CARS	KODIAK C7500		MB60	
	1993-1991		1969-1967	
	GM V-8 6.0 L ENG.; GM V-8 7.0 L ENG.		GM D478 DIESEL ENG.; GM DH478 DIESEL ENG.	
	Pump Seal Kit; W/Saginaw P.S. Pump; ☆B	8700	Pump Seal Kit; W/Saginaw P.S. Pump; ☆B	8700
	Pump Drive Shaft Seal Kit; W/Saginaw P.S. Pump; ☆B	8711	Pump Drive Shaft Seal Kit; W/Saginaw P.S. Pump; ☆B	8711
	Stg. Gear Major Seal Kit; W/Saginaw Stg. Gear; ☆N	8701	Stg. Gear Major Seal Kit; W/710 Series Gear	8701
	Stg. Gear Input Shaft Seal Kit; W/Saginaw Stg. Gear; ☆N	7095	Stg. Gear Input Shaft Seal Kit; W/710 Series Gear	7095
LIGHT TRUCKS	L50		N50	
	1966-1962		1966-1965	
	GM V-8 283 ENG.; GM V-8 327 ENG.		GM D351 DIESEL ENG.	
	Pump Seal Kit; W/Saginaw P.S. Pump; ☆B	8700	Pump Seal Kit; W/Saginaw P.S. Pump; ☆B	8700
	Pump Drive Shaft Seal Kit; W/Saginaw P.S. Pump; ☆B	8711	Pump Drive Shaft Seal Kit; W/Saginaw P.S. Pump; ☆B	8711
	Stg. Gear Major Seal Kit; W/710 Series Gear	8701	Stg. Gear Major Seal Kit; W/710 Series Gear	8701
	Stg. Gear Input Shaft Seal Kit; W/710 Series Gear	7095	Stg. Gear Input Shaft Seal Kit; W/710 Series Gear	7095
MEDIUM/HEAVY TRUCKS	1961-1960		N60	
	GM V-8 283 ENG.		1966-1965	
	Pump Seal Kit; W/Saginaw P.S. Pump; ☆B	8700	GM D478 DIESEL ENG.; GM DH478 DIESEL ENG.	
	Pump Drive Shaft Seal Kit; W/Saginaw P.S. Pump; ☆B	8711	Pump Seal Kit; W/Saginaw P.S. Pump; ☆B	8700
	Stg. Gear Major Seal Kit; W/710 Series Gear	8701	Pump Drive Shaft Seal Kit; W/Saginaw P.S. Pump; ☆B	8711
	Stg. Gear Input Shaft Seal Kit; W/710 Series Gear	7095	Stg. Gear Major Seal Kit; W/710 Series Gear	8701
			Stg. Gear Input Shaft Seal Kit; W/710 Series Gear	7095
BUSES	L60		N80	
	1966-1962		1966-1965	
	GM V-8 283 ENG.; GM V-8 327 ENG.		GM D478 DIESEL ENG.; GM DH478 DIESEL ENG.	
	Pump Seal Kit; W/Saginaw P.S. Pump; ☆B	8700	Pump Seal Kit; W/Saginaw P.S. Pump; ☆B	8700
	Pump Drive Shaft Seal Kit; W/Saginaw P.S. Pump; ☆B	8711	Pump Drive Shaft Seal Kit; W/Saginaw P.S. Pump; ☆B	8711
	Stg. Gear Major Seal Kit; W/710 Series Gear	8701	Stg. Gear Major Seal Kit; W/710 Series Gear	8701
	Stg. Gear Input Shaft Seal Kit; W/710 Series Gear	7095	Stg. Gear Input Shaft Seal Kit; W/710 Series Gear	7095
HOSE NUMERICAL	1961-1960		P30	
	GM V-8 283 ENG.		1995	
	Pump Seal Kit; W/Saginaw P.S. Pump; ☆B	8700	GM V-8 6.5 L DIESEL ENG.	
	Pump Drive Shaft Seal Kit; W/Saginaw P.S. Pump; ☆B	8711	Pump Complete Rebuilding Kit	7910
	Stg. Gear Major Seal Kit; W/710 Series Gear	8701	Pump Seal Kit	7918
	Stg. Gear Input Shaft Seal Kit; W/710 Series Gear	7095	Pump Drive Shaft Seal Kit	8709
			Stg. Gear Complete Rebuilding Kit; 1st Design	7857
REPAIR KITS	M65		1978-1973	
	1978-1973		GM V-8 366 ENG.; GM V-8 427 ENG.; GM V-8 454 ENG.	
	Pump Seal Kit; W/Saginaw P.S. Pump; ☆B	8700	Pump Seal Kit; W/Saginaw P.S. Pump; ☆B	8700
	Pump Drive Shaft Seal Kit; W/Saginaw P.S. Pump; ☆B	8711	Pump Drive Shaft Seal Kit; W/Saginaw P.S. Pump; ☆B	8711
	Stg. Gear Major Seal Kit; W/710 Series Gear	8701	Stg. Gear Major Seal Kit; W/710 Series Gear	8701
	Stg. Gear Input Shaft Seal Kit; W/710 Series Gear	7095	Stg. Gear Input Shaft Seal Kit; W/710 Series Gear	7095
KIT NUMERICAL	M70		1990	
	1965-1960		GM V-6 4.3 L ENG.; GM V-8 5.0 L ENG.; GM V-8 5.7 L ENG.; GM V-8 6.0 L ENG.; GM V-8 6.2 L DIESEL ENG.; GM V-8 7.0 L ENG.; GM V-8 7.4 L ENG.	
	GM V-8 348 ENG.; GM V-8 409 ENG.		Pump Complete Rebuilding Kit	
	Pump Seal Kit; W/Saginaw P.S. Pump; ☆B	8700	Pump Seal Kit	7918
	Pump Drive Shaft Seal Kit; W/Saginaw P.S. Pump; ☆B	8711	Pump Drive Shaft Seal Kit	8709
	Stg. Gear Major Seal Kit; W/710 Series Gear	8701	Stg. Gear Complete Rebuilding Kit; 1st Design	7857
	Stg. Gear Input Shaft Seal Kit; W/710 Series Gear	7095	Stg. Gear Complete Rebuilding Kit; 2nd Design	8524
			Stg. Gear Major Seal Kit; 1st Design	7859
			Stg. Gear Major Seal Kit; 2nd Design	8523
			Stg. Gear Input Shaft Seal Kit; 1st Design	7095
			Stg. Gear Input Shaft Seal Kit; 2nd Design	8525
			Stg. Gear Complete Pitman Shaft Seal Kit	8766
			Stg. Gear Lower Pitman Shaft Seal Kit	7856
ILLUSTRATIONS	M80		1965-1960	
	1965-1960		GM V-8 348 ENG.; GM V-8 409 ENG.	
	Pump Seal Kit; W/Saginaw P.S. Pump; ☆B	8700	Pump Seal Kit; W/Saginaw P.S. Pump; ☆B	8700
	Pump Drive Shaft Seal Kit; W/Saginaw P.S. Pump; ☆B	8711	Pump Drive Shaft Seal Kit; W/Saginaw P.S. Pump; ☆B	8711
	Stg. Gear Major Seal Kit; W/710 Series Gear	8701	Stg. Gear Major Seal Kit; W/710 Series Gear	8701
	Stg. Gear Input Shaft Seal Kit; W/710 Series Gear	7095	Stg. Gear Input Shaft Seal Kit; W/710 Series Gear	7095

☆ See Pages A14 - A15 For Pump or Gear Identification.

Power Steering Repair Kits for Medium/Heavy-Duty Trucks and Buses

Application	Kit No.	Application	Kit No.
CHEVROLET - Continued		CHEVROLET - Continued	
P30 - Continued		P30 - Continued	
1989-1982		1972 - Continued	
GM 6-CYL. 4.8 L ENG.; GM V-8 5.7 L ENG.; GM V-8 6.2 L DIESEL ENG.; GM V-8 7.4 L ENG.		GM V-8 366 ENG. - Continued	
Pump Complete Rebuilding Kit	7910	Stg. Gear Input Shaft Seal Kit; 2nd Design	8525
Pump Seal Kit	7918	Stg. Gear Complete Pitman Shaft Seal Kit	8766
Pump Drive Shaft Seal Kit	8709	Stg. Gear Lower Pitman Shaft Seal Kit	7856
Stg. Gear Complete Rebuilding Kit; 1st Design	7857	GM V-8 427 ENG.; GM V-8 454 ENG.	
Stg. Gear Complete Rebuilding Kit; 2nd Design	8524	Pump Complete Rebuilding Kit	7910
Stg. Gear Major Seal Kit; 1st Design	7859	Pump Seal Kit	8700
Stg. Gear Major Seal Kit; 2nd Design	8523	Pump Drive Shaft Seal Kit	8711
Stg. Gear Input Shaft Seal Kit; 1st Design	7095	Stg. Gear Complete Rebuilding Kit; 1st Design	7857
Stg. Gear Input Shaft Seal Kit; 2nd Design	8525	Stg. Gear Complete Rebuilding Kit; 2nd Design	8524
Stg. Gear Complete Pitman Shaft Seal Kit	8766	Stg. Gear Major Seal Kit; 1st Design	7859
Stg. Gear Lower Pitman Shaft Seal Kit	7856	Stg. Gear Major Seal Kit; 2nd Design	8523
1981-1980		Stg. Gear Input Shaft Seal Kit; 1st Design	7095
GM 6-CYL. 4.8 L ENG.; GM V-8 5.7 L ENG.; GM V-8 7.4 L ENG.		Stg. Gear Input Shaft Seal Kit; 2nd Design	8525
Pump Complete Rebuilding Kit	7910	Stg. Gear Complete Pitman Shaft Seal Kit	8766
Pump Seal Kit	7918	Stg. Gear Lower Pitman Shaft Seal Kit	7856
Pump Drive Shaft Seal Kit	8709	P40	
Stg. Gear Complete Rebuilding Kit; 1st Design	7857	1972-1966	
Stg. Gear Complete Rebuilding Kit; 2nd Design	8524	GM 6-CYL. 292 ENG.	
Stg. Gear Major Seal Kit; 1st Design	7859	Pump Seal Kit; W/Saginaw P.S. Pump; ☆B	8700
Stg. Gear Major Seal Kit; 2nd Design	8523	Pump Drive Shaft Seal Kit; W/Saginaw P.S. Pump; ☆B	8711
Stg. Gear Input Shaft Seal Kit; 1st Design	7095	Stg. Gear Major Seal Kit; W/710 Series Gear	8701
Stg. Gear Input Shaft Seal Kit; 2nd Design	8525	Stg. Gear Input Shaft Seal Kit; W/710 Series Gear	7095
Stg. Gear Complete Pitman Shaft Seal Kit	8766	P50	
Stg. Gear Lower Pitman Shaft Seal Kit	7856	1972-1966	
1979		GM 6-CYL. 292 ENG.	
GM 6-CYL. 292 ENG.; GM V-8 350 ENG.; GM V-8 454 ENG.		Pump Seal Kit; W/Saginaw P.S. Pump; ☆B	8700
Pump Complete Rebuilding Kit	7910	Pump Drive Shaft Seal Kit; W/Saginaw P.S. Pump; ☆B	8711
Pump Seal Kit	7918	Stg. Gear Major Seal Kit; W/710 Series Gear	8701
Pump Drive Shaft Seal Kit	8709	Stg. Gear Input Shaft Seal Kit; W/710 Series Gear	7095
Stg. Gear Complete Rebuilding Kit; 1st Design	7857	PS40	
Stg. Gear Complete Rebuilding Kit; 2nd Design	8524	1972-1970	
Stg. Gear Major Seal Kit; 1st Design	7859	GM 6-CYL. 250 ENG.	
Stg. Gear Major Seal Kit; 2nd Design	8523	Pump Seal Kit; W/Saginaw P.S. Pump; ☆B	8700
Stg. Gear Input Shaft Seal Kit; 1st Design	7095	Pump Drive Shaft Seal Kit; W/Saginaw P.S. Pump; ☆B	8711
Stg. Gear Input Shaft Seal Kit; 2nd Design	8525	Stg. Gear Major Seal Kit; W/710 Series Gear	8701
Stg. Gear Complete Pitman Shaft Seal Kit	8766	Stg. Gear Input Shaft Seal Kit; W/710 Series Gear	7095
Stg. Gear Lower Pitman Shaft Seal Kit	7856	1969-1964	
1978		GM 6-CYL. 230 ENG.; GM 6-CYL. 250 ENG.	
GM 6-CYL. 292 ENG.; GM V-8 350 ENG.; GM V-8 454 ENG.		Pump Seal Kit; W/Saginaw P.S. Pump; ☆B	8700
Pump Complete Rebuilding Kit	7910	Pump Drive Shaft Seal Kit; W/Saginaw P.S. Pump; ☆B	8711
Pump Seal Kit	7918	Stg. Gear Major Seal Kit; W/710 Series Gear	8701
Pump Drive Shaft Seal Kit	8709	Stg. Gear Input Shaft Seal Kit; W/710 Series Gear	7095
Stg. Gear Complete Rebuilding Kit; 1st Design	7857	Q50	
Stg. Gear Complete Rebuilding Kit; 2nd Design	8524	1966-1965	
Stg. Gear Major Seal Kit; 1st Design	7859	GM D351 DIESEL ENG.	
Stg. Gear Major Seal Kit; 2nd Design	8523	Pump Seal Kit; W/Saginaw P.S. Pump; ☆B	8700
Stg. Gear Input Shaft Seal Kit; 1st Design	7095	Pump Drive Shaft Seal Kit; W/Saginaw P.S. Pump; ☆B	8711
Stg. Gear Input Shaft Seal Kit; 2nd Design	8525	Stg. Gear Major Seal Kit; W/710 Series Gear	8701
Stg. Gear Complete Pitman Shaft Seal Kit	8766	Stg. Gear Input Shaft Seal Kit; W/710 Series Gear	7095
Stg. Gear Lower Pitman Shaft Seal Kit	7856	Q60	
1977-1973		1966-1965	
GM V-8 366 ENG.; GM V-8 427 ENG.; GM V-8 454 ENG.		GM D478 DIESEL ENG.; GM DH478 DIESEL ENG.	
Pump Complete Rebuilding Kit	7910	Pump Seal Kit; W/Saginaw P.S. Pump; ☆B	8700
Pump Seal Kit	7918	Pump Drive Shaft Seal Kit; W/Saginaw P.S. Pump; ☆B	8711
Pump Drive Shaft Seal Kit	8709	Stg. Gear Major Seal Kit; W/710 Series Gear	8701
Stg. Gear Complete Rebuilding Kit; 1st Design	7857	Stg. Gear Input Shaft Seal Kit; W/710 Series Gear	7095
Stg. Gear Complete Rebuilding Kit; 2nd Design	8524	Q80	
Stg. Gear Major Seal Kit; 1st Design	7859	1965	
Stg. Gear Major Seal Kit; 2nd Design	8523	GM D478 DIESEL ENG.; GM DH478 DIESEL ENG.	
Stg. Gear Input Shaft Seal Kit; 1st Design	7095	Pump Seal Kit; W/Saginaw P.S. Pump; ☆B	8700
Stg. Gear Input Shaft Seal Kit; 2nd Design	8525	Pump Drive Shaft Seal Kit; W/Saginaw P.S. Pump; ☆B	8711
Stg. Gear Complete Pitman Shaft Seal Kit	8766	Stg. Gear Major Seal Kit; W/710 Series Gear	8701
Stg. Gear Lower Pitman Shaft Seal Kit	7856	Stg. Gear Input Shaft Seal Kit; W/710 Series Gear	7095
1972		1965	
GM V-8 366 ENG.		GM D478 DIESEL ENG.; GM DH478 DIESEL ENG.	
Pump Complete Rebuilding Kit	7910	Pump Seal Kit; W/Saginaw P.S. Pump; ☆B	8700
Pump Seal Kit	7918	Pump Drive Shaft Seal Kit; W/Saginaw P.S. Pump; ☆B	8711
Pump Drive Shaft Seal Kit	8709	Stg. Gear Major Seal Kit; W/710 Series Gear	8701
Stg. Gear Complete Rebuilding Kit; 1st Design	7857	Stg. Gear Input Shaft Seal Kit; W/710 Series Gear	7095
Stg. Gear Complete Rebuilding Kit; 2nd Design	8524		
Stg. Gear Major Seal Kit; 1st Design	7859		
Stg. Gear Major Seal Kit; 2nd Design	8523		
Stg. Gear Input Shaft Seal Kit; 1st Design	7095		
Stg. Gear Input Shaft Seal Kit; 2nd Design	8525		
Stg. Gear Complete Pitman Shaft Seal Kit	8766		
Stg. Gear Lower Pitman Shaft Seal Kit	7856		

☆ See Pages A14 - A15 For Pump or Gear Identification.

SYSTEM
PUMP &
GEAR
IDENT.

SYSTEM &
COM-
PONENT
IDENT.

PASS.
CARS

LIGHT
TRUCKS

MEDIUM/
HEAVY
TRUCKS

BUSES

HOSE
NUMER-
ICAL

REPAIR
KITS

KIT
NUMER-
ICAL

ILLUSTRATIONS

Power Steering Repair Kits for Medium/Heavy-Duty Trucks and Buses

	Application	Kit No.	Application	Kit No.
SYSTEM PUMP & GEAR IDENT.	CHEVROLET - Continued		CHEVROLET - Continued	
SYSTEM & COMPONENT IDENT.	T40		T60 - Continued	
PASS. CARS	1972-1969		1978-1976 - Continued	
LIGHT TRUCKS	GM 6-CYL. 292 ENG.		GM V-8 305 ENG.; GM V-8 350 ENG.; GM V-8 366 ENG.; GM V-8 427 ENG.; GM V-8 454 ENG. - Continued	
MEDIUM/HEAVY TRUCKS	Pump Seal Kit; W/Saginaw P.S. Pump; ☆B 8700		Stg. Gear Input Shaft Seal Kit; W/710 Series Gear 7095	
BUSES	Pump Drive Shaft Seal Kit; W/Saginaw P.S. Pump; ☆B 8711			
HOSE NUMERICAL	Stg. Gear Major Seal Kit; W/710 Series Gear 8701			
REPAIR KITS	Stg. Gear Input Shaft Seal Kit; W/710 Series Gear 7095			
KIT NUMERICAL	1968		1975	
ILLUSTRATIONS	DETROIT DIESEL 3-53 DIESEL ENG.; GM 6-CYL. 250 ENG.; GM 6-CYL. 292 ENG.		GM D478 DIESEL ENG.; GM DH478 DIESEL ENG.; GM V-8 350 ENG.; GM V-8 366 ENG.; GM V-8 427 ENG.; GM V-8 454 ENG.	
	Pump Seal Kit; W/Saginaw P.S. Pump; ☆B 8700		Pump Seal Kit; W/Saginaw P.S. Pump; ☆B 8700	
	Pump Drive Shaft Seal Kit; W/Saginaw P.S. Pump; ☆B 8711		Pump Drive Shaft Seal Kit; W/Saginaw P.S. Pump; ☆B 8711	
	Stg. Gear Major Seal Kit; W/710 Series Gear 8701		Stg. Gear Major Seal Kit; W/710 Series Gear 8701	
	Stg. Gear Input Shaft Seal Kit; W/710 Series Gear 7095		Stg. Gear Input Shaft Seal Kit; W/710 Series Gear 7095	
	1967-1963		1974	
	DETROIT DIESEL 3-53 DIESEL ENG.; GM 6-CYL. 230 ENG.; GM 6-CYL. 250 ENG.; GM 6-CYL. 292 ENG.		GM V-8 350 ENG.; GM V-8 366 ENG.; GM V-8 427 ENG.; GM V-8 454 ENG.	
	Pump Seal Kit; W/Saginaw P.S. Pump; ☆B 8700		Pump Seal Kit; W/Saginaw P.S. Pump; ☆B 8700	
	Pump Drive Shaft Seal Kit; W/Saginaw P.S. Pump; ☆B 8711		Pump Drive Shaft Seal Kit; W/Saginaw P.S. Pump; ☆B 8711	
	Stg. Gear Major Seal Kit; W/710 Series Gear 8701		Stg. Gear Major Seal Kit; W/710 Series Gear 8701	
	Stg. Gear Input Shaft Seal Kit; W/710 Series Gear 7095		Stg. Gear Input Shaft Seal Kit; W/710 Series Gear 7095	
	1962		1973	
	DETROIT DIESEL 3-53 DIESEL ENG.		GM D478 DIESEL ENG.; GM DH478 DIESEL ENG.; GM V-8 307 ENG.; GM V-8 350 ENG.; GM V-8 366 ENG.; GM V-8 427 ENG.; GM V-8 454 ENG.	
	Pump Seal Kit; W/Saginaw P.S. Pump; ☆B 8700		Pump Seal Kit; W/Saginaw P.S. Pump; ☆B 8700	
	Pump Drive Shaft Seal Kit; W/Saginaw P.S. Pump; ☆B 8711		Pump Drive Shaft Seal Kit; W/Saginaw P.S. Pump; ☆B 8711	
	Stg. Gear Major Seal Kit; W/710 Series Gear 8701		Stg. Gear Major Seal Kit; W/710 Series Gear 8701	
	Stg. Gear Input Shaft Seal Kit; W/710 Series Gear 7095		Stg. Gear Input Shaft Seal Kit; W/710 Series Gear 7095	
	T50		1972	
	1973		GM 6-CYL. 292 ENG.; GM V-8 307 ENG.; GM V-8 350 ENG.; GM V-8 366 ENG.; GM V-8 427 ENG.; GM V-8 454 ENG.	
	GM D478 DIESEL ENG.; GM DH478 DIESEL ENG.; GM V-8 366 ENG.; GM V-8 427 ENG.; GM V-8 454 ENG.		Pump Seal Kit; W/Saginaw P.S. Pump; ☆B 8700	
	Pump Seal Kit; W/Saginaw P.S. Pump; ☆B 8700		Pump Drive Shaft Seal Kit; W/Saginaw P.S. Pump; ☆B 8711	
	Pump Drive Shaft Seal Kit; W/Saginaw P.S. Pump; ☆B 8711		Stg. Gear Major Seal Kit; W/710 Series Gear 8701	
	Stg. Gear Major Seal Kit; W/710 Series Gear 8701		Stg. Gear Input Shaft Seal Kit; W/710 Series Gear 7095	
	Stg. Gear Input Shaft Seal Kit; W/710 Series Gear 7095		1971	
	1972-1969		GM 6-CYL. 292 ENG.; GM V-8 350 ENG.; GM V-8 366 ENG.; GM V-8 427 ENG.; GM V-8 454 ENG.	
	GM 6-CYL. 292 ENG.; GM V-8 307 ENG.; GM V-8 350 ENG.; GM V-8 366 ENG.; GM V-8 427 ENG.; GM V-8 454 ENG.		Pump Seal Kit; W/Saginaw P.S. Pump; ☆B 8700	
	Pump Seal Kit; W/Saginaw P.S. Pump; ☆B 8700		Pump Drive Shaft Seal Kit; W/Saginaw P.S. Pump; ☆B 8711	
	Pump Drive Shaft Seal Kit; W/Saginaw P.S. Pump; ☆B 8711		Stg. Gear Major Seal Kit; W/710 Series Gear 8701	
	Stg. Gear Major Seal Kit; W/710 Series Gear 8701		Stg. Gear Input Shaft Seal Kit; W/710 Series Gear 7095	
	Stg. Gear Input Shaft Seal Kit; W/710 Series Gear 7095		1970-1969	
	1968		GM 6-CYL. 292 ENG.; GM V-8 307 ENG.; GM V-8 350 ENG.; GM V-8 366 ENG.; GM V-8 427 ENG.; GM V-8 454 ENG.	
	GM 6-CYL. 292 ENG.; GM V-8 283 ENG.; GM V-8 307 ENG.; GM V-8 327 ENG.; GM V-8 366 ENG.; GM V-8 427 ENG.; GM V-8 454 ENG.		Pump Seal Kit; W/Saginaw P.S. Pump; ☆B 8700	
	Pump Seal Kit; W/Saginaw P.S. Pump; ☆B 8700		Pump Drive Shaft Seal Kit; W/Saginaw P.S. Pump; ☆B 8711	
	Pump Drive Shaft Seal Kit; W/Saginaw P.S. Pump; ☆B 8711		Stg. Gear Major Seal Kit; W/710 Series Gear 8701	
	Stg. Gear Major Seal Kit; W/710 Series Gear 8701		Stg. Gear Input Shaft Seal Kit; W/710 Series Gear 7095	
	Stg. Gear Input Shaft Seal Kit; W/710 Series Gear 7095		1968	
	1967-1966		GM 6-CYL. 292 ENG.; GM V-8 283 ENG.; GM V-8 307 ENG.; GM V-8 327 ENG.; GM V-8 366 ENG.; GM V-8 427 ENG.; GM V-8 454 ENG.	
	GM 6-CYL. 292 ENG.; GM V-8 283 ENG.; GM V-8 327 ENG.; GM V-8 366 ENG.; GM V-8 427 ENG.; GM V-8 454 ENG.		Pump Seal Kit; W/Saginaw P.S. Pump; ☆B 8700	
	Pump Seal Kit; W/Saginaw P.S. Pump; ☆B 8700		Pump Drive Shaft Seal Kit; W/Saginaw P.S. Pump; ☆B 8711	
	Pump Drive Shaft Seal Kit; W/Saginaw P.S. Pump; ☆B 8711		Stg. Gear Major Seal Kit; W/710 Series Gear 8701	
	Stg. Gear Major Seal Kit; W/710 Series Gear 8701		Stg. Gear Input Shaft Seal Kit; W/710 Series Gear 7095	
	Stg. Gear Input Shaft Seal Kit; W/710 Series Gear 7095		1967-1966	
	1965-1963		GM 6-CYL. 292 ENG.; GM V-8 283 ENG.; GM V-8 327 ENG.; GM V-8 366 ENG.; GM V-8 427 ENG.; GM V-8 454 ENG.	
	GM 6-CYL. 292 ENG.; GM V-8 283 ENG.; GM V-8 327 ENG.		Pump Seal Kit; W/Saginaw P.S. Pump; ☆B 8700	
	Pump Seal Kit; W/Saginaw P.S. Pump; ☆B 8700		Pump Drive Shaft Seal Kit; W/Saginaw P.S. Pump; ☆B 8711	
	Pump Drive Shaft Seal Kit; W/Saginaw P.S. Pump; ☆B 8711		Stg. Gear Major Seal Kit; W/710 Series Gear 8701	
	Stg. Gear Major Seal Kit; W/710 Series Gear 8701		Stg. Gear Input Shaft Seal Kit; W/710 Series Gear 7095	
	Stg. Gear Input Shaft Seal Kit; W/710 Series Gear 7095		1965-1963	
	T60		GM 6-CYL. 292 ENG.; GM V-8 283 ENG.; GM V-8 327 ENG.; GM V-8 348 ENG.; GM V-8 409 ENG.	
	1978-1976		Pump Seal Kit; W/Saginaw P.S. Pump; ☆B 8700	
	GM V-8 305 ENG.; GM V-8 350 ENG.; GM V-8 366 ENG.; GM V-8 427 ENG.; GM V-8 454 ENG.		Pump Drive Shaft Seal Kit; W/Saginaw P.S. Pump; ☆B 8711	
	Pump Seal Kit; W/Saginaw P.S. Pump; ☆B 8700		Stg. Gear Major Seal Kit; W/710 Series Gear 8701	
	Pump Drive Shaft Seal Kit; W/Saginaw P.S. Pump; ☆B 8711		Stg. Gear Input Shaft Seal Kit; W/710 Series Gear 7095	
	Stg. Gear Major Seal Kit; W/710 Series Gear 8701			
	Stg. Gear Input Shaft Seal Kit; W/710 Series Gear 7095			

☆ See Pages A14 - A15 For Pump or Gear Identification.

Power Steering Repair Kits for Medium/Heavy-Duty Trucks and Buses

Application	Kit No.	Application	Kit No.
CHEVROLET - Continued		CHEVROLET - Continued	
T60 - Continued		TE50	
1962		1972-1971	
GM V-8 348 ENG.; GM V-8 409 ENG.		GM V-8 307 ENG.; GM V-8 350 ENG.; GM V-8 366 ENG.; GM V-8 427 ENG.; GM V-8 454 ENG.	
Pump Seal Kit; W/Saginaw P.S. Pump; ☆B	8700	Pump Seal Kit; W/Saginaw P.S. Pump; ☆B	8700
Pump Drive Shaft Seal Kit; W/Saginaw P.S. Pump; ☆B	8711	Pump Drive Shaft Seal Kit; W/Saginaw P.S. Pump; ☆B	8711
Stg. Gear Major Seal Kit; W/710 Series Gear	8701	Stg. Gear Major Seal Kit; W/710 Series Gear	8701
Stg. Gear Input Shaft Seal Kit; W/710 Series Gear	7095	Stg. Gear Input Shaft Seal Kit; W/710 Series Gear	7095
T65		1970	
1978-1975		GM V-8 307 ENG.; GM V-8 350 ENG.; GM V-8 427 ENG.; GM V-8 454 ENG.	
GM V-8 366 ENG.; GM V-8 427 ENG.; GM V-8 454 ENG.		V-8 454 ENG.	
Pump Seal Kit; W/Saginaw P.S. Pump; ☆B	8700	Pump Seal Kit; W/Saginaw P.S. Pump; ☆B	8700
Pump Drive Shaft Seal Kit; W/Saginaw P.S. Pump; ☆B	8711	Pump Drive Shaft Seal Kit; W/Saginaw P.S. Pump; ☆B	8711
Stg. Gear Major Seal Kit; W/710 Series Gear	8701	Stg. Gear Major Seal Kit; W/710 Series Gear	8701
Stg. Gear Input Shaft Seal Kit; W/710 Series Gear	7095	Stg. Gear Input Shaft Seal Kit; W/710 Series Gear	7095
1974		1969	
GM V-6 305 ENG.; GM V-6 351 ENG.; GM V-6 379 ENG.; GM V-8 366 ENG.; GM V-8 427 ENG.; GM V-8 454 ENG.		GM V-8 307 ENG.; GM V-8 350 ENG.	
Pump Seal Kit; W/Saginaw P.S. Pump; ☆B	8700	Pump Seal Kit; W/Saginaw P.S. Pump; ☆B	8700
Pump Drive Shaft Seal Kit; W/Saginaw P.S. Pump; ☆B	8711	Pump Drive Shaft Seal Kit; W/Saginaw P.S. Pump; ☆B	8711
Stg. Gear Major Seal Kit; W/710 Series Gear	8701	Stg. Gear Major Seal Kit; W/710 Series Gear	8701
Stg. Gear Input Shaft Seal Kit; W/710 Series Gear	7095	Stg. Gear Input Shaft Seal Kit; W/710 Series Gear	7095
T70		1968	
1974		GM V-8 283 ENG.; GM V-8 307 ENG.; GM V-8 327 ENG.	
DETROIT DIESEL 6V-53 DIESEL ENG.; GM V-6 401 ENG.; GM V-6 432 ENG.; GM V-6 478 ENG.		Pump Seal Kit; W/Saginaw P.S. Pump; ☆B	
Pump Seal Kit; W/Saginaw P.S. Pump; ☆B	8700	Pump Seal Kit; W/Saginaw P.S. Pump; ☆B	8700
Pump Drive Shaft Seal Kit; W/Saginaw P.S. Pump; ☆B	8711	Pump Drive Shaft Seal Kit; W/Saginaw P.S. Pump; ☆B	8711
Stg. Gear Major Seal Kit; W/710 Series Gear	8701	Stg. Gear Major Seal Kit; W/710 Series Gear	8701
Stg. Gear Input Shaft Seal Kit; W/710 Series Gear	7095	Stg. Gear Input Shaft Seal Kit; W/710 Series Gear	7095
1973		1967-1963	
DETROIT DIESEL 6V-53 DIESEL ENG.; GM V-6 432 ENG.; GM V-6 478 ENG.		GM V-8 283 ENG.; GM V-8 327 ENG.	
Pump Seal Kit; W/Saginaw P.S. Pump; ☆B	8700	Pump Seal Kit; W/Saginaw P.S. Pump; ☆B	8700
Pump Drive Shaft Seal Kit; W/Saginaw P.S. Pump; ☆B	8711	Pump Drive Shaft Seal Kit; W/Saginaw P.S. Pump; ☆B	8711
Stg. Gear Major Seal Kit; W/710 Series Gear	8701	Stg. Gear Major Seal Kit; W/710 Series Gear	8701
Stg. Gear Input Shaft Seal Kit; W/710 Series Gear	7095	Stg. Gear Input Shaft Seal Kit; W/710 Series Gear	7095
1965-1960		TE60	
GM V-8 348 ENG.; GM V-8 409 ENG.		1972-1971	
Pump Seal Kit; W/Saginaw P.S. Pump; ☆B	8700	GM V-8 366 ENG.; GM V-8 427 ENG.; GM V-8 454 ENG.	
Pump Drive Shaft Seal Kit; W/Saginaw P.S. Pump; ☆B	8711	Pump Seal Kit; W/Saginaw P.S. Pump; ☆B	8700
Stg. Gear Major Seal Kit; W/710 Series Gear	8701	Pump Drive Shaft Seal Kit; W/Saginaw P.S. Pump; ☆B	8711
Stg. Gear Input Shaft Seal Kit; W/710 Series Gear	7095	Stg. Gear Major Seal Kit; W/710 Series Gear	8701
1965-1960		Stg. Gear Input Shaft Seal Kit; W/710 Series Gear	
GM V-8 348 ENG.; GM V-8 409 ENG.		7095	
Pump Seal Kit; W/Saginaw P.S. Pump; ☆B	8700	1970	
Pump Drive Shaft Seal Kit; W/Saginaw P.S. Pump; ☆B	8711	GM V-8 427 ENG.; GM V-8 454 ENG.	
Stg. Gear Major Seal Kit; W/710 Series Gear	8701	Pump Seal Kit; W/Saginaw P.S. Pump; ☆B	8700
Stg. Gear Input Shaft Seal Kit; W/710 Series Gear	7095	Pump Drive Shaft Seal Kit; W/Saginaw P.S. Pump; ☆B	8711
T80		Stg. Gear Major Seal Kit; W/710 Series Gear	
1965-1960		8701	
GM V-8 348 ENG.; GM V-8 409 ENG.		Stg. Gear Input Shaft Seal Kit; W/710 Series Gear	
Pump Seal Kit; W/Saginaw P.S. Pump; ☆B	8700	7095	
Pump Drive Shaft Seal Kit; W/Saginaw P.S. Pump; ☆B	8711	1966-1963	
Stg. Gear Major Seal Kit; W/710 Series Gear	8701	GM V-8 283 ENG.; GM V-8 327 ENG.	
Stg. Gear Input Shaft Seal Kit; W/710 Series Gear	7095	Pump Seal Kit; W/Saginaw P.S. Pump; ☆B	8700
TD50		Pump Drive Shaft Seal Kit; W/Saginaw P.S. Pump; ☆B	
1969-1967		8711	
DETROIT DIESEL 4-53 DIESEL ENG.		Stg. Gear Major Seal Kit; W/710 Series Gear	
Pump Seal Kit; W/Saginaw P.S. Pump; ☆B	8700	8701	
Pump Drive Shaft Seal Kit; W/Saginaw P.S. Pump; ☆B	8711	Stg. Gear Input Shaft Seal Kit; W/710 Series Gear	
Stg. Gear Major Seal Kit; W/710 Series Gear	8701	7095	
Stg. Gear Input Shaft Seal Kit; W/710 Series Gear	7095	REPAIR KITS	
TD60		TE65	
1969-1967		1972-1966	
DETROIT DIESEL 4-53 DIESEL ENG.		GM V-8 366 ENG.; GM V-8 427 ENG.; GM V-8 454 ENG.	
Pump Seal Kit; W/Saginaw P.S. Pump; ☆B	8700	Pump Seal Kit; W/Saginaw P.S. Pump; ☆B	8700
Pump Drive Shaft Seal Kit; W/Saginaw P.S. Pump; ☆B	8711	Pump Drive Shaft Seal Kit; W/Saginaw P.S. Pump; ☆B	8711
Stg. Gear Major Seal Kit; W/710 Series Gear	8701	Stg. Gear Major Seal Kit; W/710 Series Gear	8701
Stg. Gear Input Shaft Seal Kit; W/710 Series Gear	7095	Stg. Gear Input Shaft Seal Kit; W/710 Series Gear	7095
TD60		TG50	
1969-1967		1972-1967	
DETROIT DIESEL 4-53 DIESEL ENG.		GM D478 DIESEL ENG.; GM DH478 DIESEL ENG.	
Pump Seal Kit; W/Saginaw P.S. Pump; ☆B	8700	Pump Seal Kit; W/Saginaw P.S. Pump; ☆B	8700
Pump Drive Shaft Seal Kit; W/Saginaw P.S. Pump; ☆B	8711	Pump Drive Shaft Seal Kit; W/Saginaw P.S. Pump; ☆B	8711
Stg. Gear Major Seal Kit; W/710 Series Gear	8701	Stg. Gear Major Seal Kit; W/710 Series Gear	8701
Stg. Gear Input Shaft Seal Kit; W/710 Series Gear	7095	Stg. Gear Input Shaft Seal Kit; W/710 Series Gear	7095

☆ See Pages A14 - A15 For Pump or Gear Identification.

SYSTEM
PUMP &
GEAR
IDENT.

SYSTEM &
COM-
PONENT
IDENT.

PASS.
CARS

LIGHT
TRUCKS

MEDIUM/
HEAVY
TRUCKS

BUSES

HOSE
NUMER-
ICAL

REPAIR
KITS

KIT
NUMER-
ICAL

ILLUSTRATIONS

Power Steering Repair Kits for Medium/Heavy-Duty Trucks and Buses

	Application	Kit No.	Application	Kit No.	
SYSTEM PUMP & GEAR IDENT.	CHEVROLET - Continued		CHEVROLET - Continued		
	TG60		V80		
	1972-1967		1965		
	GM D478 DIESEL ENG.; GM DH478 DIESEL ENG.		GM D478 DIESEL ENG.; GM DH478 DIESEL ENG.		
		Pump Seal Kit; W/Saginaw P.S. Pump; ☆B	8700	Pump Seal Kit; W/Saginaw P.S. Pump; ☆B	8700
		Pump Drive Shaft Seal Kit; W/Saginaw P.S. Pump; ☆B	8711	Pump Drive Shaft Seal Kit; W/Saginaw P.S. Pump; ☆B	8711
		Stg. Gear Major Seal Kit; W/710 Series Gear	8701	Stg. Gear Major Seal Kit; W/710 Series Gear	8701
		Stg. Gear Input Shaft Seal Kit; W/710 Series Gear	7095	Stg. Gear Input Shaft Seal Kit; W/710 Series Gear	7095
	TG70		W7		
	1969-1966		1980		
GM D478 DIESEL ENG.; GM DH478 DIESEL ENG.		GM V-8 6.0 L ENG.; GM V-8 7.0 L ENG.			
	Pump Seal Kit; W/Saginaw P.S. Pump; ☆B	8700	Pump Seal Kit	8700	
	Pump Drive Shaft Seal Kit; W/Saginaw P.S. Pump; ☆B	8711	Pump Drive Shaft Seal Kit	8711	
	Stg. Gear Major Seal Kit; W/710 Series Gear	8701	Stg. Gear Major Seal Kit	8701	
	Stg. Gear Input Shaft Seal Kit; W/710 Series Gear	7095	Stg. Gear Input Shaft Seal Kit	7095	
SYSTEM & COMPONENT IDENT.	TJ70		W70		
	1968-1966		1974-1966		
	GM D637 DIESEL ENG.; GM DH637 DIESEL ENG.		DETROIT DIESEL 6V-53 DIESEL ENG.		
		Pump Seal Kit; W/Saginaw P.S. Pump; ☆B	8700	Pump Seal Kit; W/Saginaw P.S. Pump; ☆B	8700
		Pump Drive Shaft Seal Kit; W/Saginaw P.S. Pump; ☆B	8711	Pump Drive Shaft Seal Kit; W/Saginaw P.S. Pump; ☆B	8711
		Stg. Gear Major Seal Kit; W/710 Series Gear	8701	Stg. Gear Major Seal Kit; W/710 Series Gear	8701
		Stg. Gear Input Shaft Seal Kit; W/710 Series Gear	7095	Stg. Gear Input Shaft Seal Kit; W/710 Series Gear	7095
	TM65		W80		
	1972-1970		1965-1962		
	GM V-6 305 ENG.; GM V-6 351 ENG.; GM V-6 379 ENG.		DETROIT DIESEL 6V-53 DIESEL ENG.		
	Pump Seal Kit; W/Saginaw P.S. Pump; ☆B	8700	Pump Seal Kit; W/Saginaw P.S. Pump; ☆B	8700	
	Pump Drive Shaft Seal Kit; W/Saginaw P.S. Pump; ☆B	8711	Pump Drive Shaft Seal Kit; W/Saginaw P.S. Pump; ☆B	8711	
	Stg. Gear Major Seal Kit; W/710 Series Gear	8701	Stg. Gear Major Seal Kit; W/710 Series Gear	8701	
	Stg. Gear Input Shaft Seal Kit; W/710 Series Gear	7095	Stg. Gear Input Shaft Seal Kit; W/710 Series Gear	7095	
PASS. CARS	TM70		WM80		
	1972-1966		1972-1966		
	GM V-6 401 ENG.; GM V-6 432 ENG.; GM V-6 478 ENG.		GM V-6 401 ENG.; GM V-6 432 ENG.; GM V-6 478 ENG.		
		Pump Seal Kit; W/Saginaw P.S. Pump; ☆B	8700	Pump Seal Kit; W/Saginaw P.S. Pump; ☆B	8700
		Pump Drive Shaft Seal Kit; W/Saginaw P.S. Pump; ☆B	8711	Pump Drive Shaft Seal Kit; W/Saginaw P.S. Pump; ☆B	8711
		Stg. Gear Major Seal Kit; W/710 Series Gear	8701	Stg. Gear Major Seal Kit; W/710 Series Gear	8701
		Stg. Gear Input Shaft Seal Kit; W/710 Series Gear	7095	Stg. Gear Input Shaft Seal Kit; W/710 Series Gear	7095
	TM80		Y80		
	1972-1966		1966-1962		
	GM V-6 401 ENG.; GM V-6 432 ENG.; GM V-6 478 ENG.		DETROIT DIESEL 6V-53 DIESEL ENG.		
	Pump Seal Kit; W/Saginaw P.S. Pump; ☆B	8700	Pump Seal Kit; W/Saginaw P.S. Pump; ☆B	8700	
	Pump Drive Shaft Seal Kit; W/Saginaw P.S. Pump; ☆B	8711	Pump Drive Shaft Seal Kit; W/Saginaw P.S. Pump; ☆B	8711	
	Stg. Gear Major Seal Kit; W/710 Series Gear	8701	Stg. Gear Major Seal Kit; W/710 Series Gear	8701	
	Stg. Gear Input Shaft Seal Kit; W/710 Series Gear	7095	Stg. Gear Input Shaft Seal Kit; W/710 Series Gear	7095	
LIGHT TRUCKS	TV70		DODGE		
	1972-1966		C700		
	DETROIT DIESEL 6V-53 DIESEL ENG.		1974-1969		
		Pump Seal Kit; W/Saginaw P.S. Pump; ☆B	8700	DODGE V-8 361 ENG.; DODGE V-8 413 ENG.	
		Pump Drive Shaft Seal Kit; W/Saginaw P.S. Pump; ☆B	8711	Pump Complete Rebuilding Kit; W/Saginaw P.S. Pump; W/7000 Lb. Axle; ☆B	7910
		Stg. Gear Major Seal Kit; W/710 Series Gear	8701	Pump Seal Kit; W/Saginaw P.S. Pump; W/7000 Lb. Axle; ☆B	7918
		Stg. Gear Input Shaft Seal Kit; W/710 Series Gear	7095	Pump Seal Kit; W/Chrysler P.S. Pump; ☆D	7898
	U80		C800		
	1966-1962		1974-1969		
	DETROIT DIESEL 6V-53 DIESEL ENG.		DODGE V-8 361 ENG.; DODGE V-8 413 ENG.		
	Pump Seal Kit; W/Saginaw P.S. Pump; ☆B	8700	Pump Complete Rebuilding Kit; W/Saginaw P.S. Pump; W/7000 Lb. Axle; ☆B	7910	
	Pump Drive Shaft Seal Kit; W/Saginaw P.S. Pump; ☆B	8711	Pump Seal Kit; W/Saginaw P.S. Pump; W/7000 Lb. Axle; ☆B	7918	
	Stg. Gear Major Seal Kit; W/710 Series Gear	8701	Pump Seal Kit; W/Chrysler P.S. Pump; ☆D	7898	
	Stg. Gear Input Shaft Seal Kit; W/710 Series Gear	7095	Pump Drive Shaft Seal Kit; W/Saginaw P.S. Pump; W/7000 Lb. Axle; ☆B	8709	
MEDIUM/HEAVY TRUCKS	V60		REPAIR KITS		
	1966-1965		U80		
	GM D478 DIESEL ENG.; GM DH478 DIESEL ENG.		1966-1962		
		Pump Seal Kit; W/Saginaw P.S. Pump; ☆B	8700	DETROIT DIESEL 6V-53 DIESEL ENG.	
		Pump Drive Shaft Seal Kit; W/Saginaw P.S. Pump; ☆B	8711	Pump Seal Kit; W/Saginaw P.S. Pump; ☆B	8700
		Stg. Gear Major Seal Kit; W/710 Series Gear	8701	Pump Drive Shaft Seal Kit; W/Saginaw P.S. Pump; ☆B	8711
		Stg. Gear Input Shaft Seal Kit; W/710 Series Gear	7095	Stg. Gear Major Seal Kit; W/710 Series Gear	8701
	ILLUSTRATIONS		KIT NUMERICAL		

☆ See Pages A14 - A15 For Pump or Gear Identification.

Power Steering Repair Kits for Medium/Heavy-Duty Trucks and Buses

Application	Kit No.	Application	Kit No.
DODGE - Continued		DODGE - Continued	
C850		D600 - Continued	
1974-1969		1974 - Continued	
DODGE V-8 361 ENG.; DODGE V-8 413 ENG.		DODGE V-8 318 ENG.; DODGE V-8 360 ENG.; DODGE V-8 361 ENG.; DODGE V-8 413 ENG. - Continued	
Pump Complete Rebuilding Kit; W/Saginaw P.S. Pump; W/7000 Lb. Axle; ☆B	7910	Pump Drive Shaft Seal Kit; W/4000, 5000 Lb. Axle	8709
Pump Seal Kit; W/Saginaw P.S. Pump; W/7000 Lb. Axle; ☆B	7918		
Pump Seal Kit; W/Chrysler P.S. Pump; ☆D	7898		
Pump Drive Shaft Seal Kit; W/Saginaw P.S. Pump; W/7000 Lb. Axle; ☆B	8709		
C900		1973-1969	
1974-1969		DODGE V-8 318 ENG.; DODGE V-8 361 ENG.; DODGE V-8 413 ENG.	
DODGE V-8 361 ENG.; DODGE V-8 413 ENG.		Pump Complete Rebuilding Kit; W/4000, 5000 Lb. Axle	
Pump Complete Rebuilding Kit; W/Saginaw P.S. Pump; W/7000 Lb. Axle; ☆B	7910	Pump Seal Kit; W/4000, 5000 Lb. Axle	7918
Pump Seal Kit; W/Saginaw P.S. Pump; W/7000 Lb. Axle; ☆B	7918	Pump Drive Shaft Seal Kit; W/4000, 5000 Lb. Axle	8709
Pump Seal Kit; W/Chrysler P.S. Pump; ☆D	7898		
Pump Drive Shaft Seal Kit; W/Saginaw P.S. Pump; W/7000 Lb. Axle; ☆B	8709		
C1000		D700	
1974-1969		1974	
DODGE V-8 361 ENG.; DODGE V-8 413 ENG.		DODGE V-8 360 ENG.; DODGE V-8 361 ENG.; DODGE V-8 413 ENG.	
Pump Seal Kit; W/Chrysler P.S. Pump; ☆D	7898	Pump Complete Rebuilding Kit; W/4000, 5000 Lb. Axle	7910
		Pump Seal Kit; W/4000, 5000 Lb. Axle	7918
		Pump Drive Shaft Seal Kit; W/4000, 5000 Lb. Axle	8709
CT700		1973-1969	
1974-1969		DODGE V-8 361 ENG.; DODGE V-8 413 ENG.	
DODGE V-8 361 ENG.; DODGE V-8 413 ENG.		Pump Complete Rebuilding Kit; W/4000, 5000 Lb. Axle	
Pump Seal Kit; W/Chrysler P.S. Pump; ☆D	7898	Pump Seal Kit; W/4000, 5000 Lb. Axle	7918
		Pump Drive Shaft Seal Kit; W/4000, 5000 Lb. Axle	8709
D400		FORD	
1981-1980		B500	
DODGE V-8 5.9 L ENG.		1979	
Pump Complete Rebuilding Kit	7910	FORD 6-CYL. 240 ENG.; FORD 6-CYL. 300 ENG.	
Pump Seal Kit	7918	Pump Seal Kit	7168
Pump Drive Shaft Seal Kit	8709	Pump Drive Shaft Seal Kit	8713
1974-1969		1978-1973	
DODGE V-8 361 ENG.; DODGE V-8 413 ENG.		FORD 6-CYL. 240 ENG.; FORD 6-CYL. 300 ENG.	
Pump Complete Rebuilding Kit; W/Saginaw P.S. Pump; W/7000 Lb. Axle; ☆B	7910	Pump Seal Kit	7168
Pump Seal Kit; W/Saginaw P.S. Pump; W/7000 Lb. Axle; ☆B	7918	Pump Drive Shaft Seal Kit	8713
Pump Drive Shaft Seal Kit; W/Saginaw P.S. Pump; W/7000 Lb. Axle; ☆B	8709		
D450		FORD V-8 330 ENG.; FORD V-8 359 ENG.; FORD V-8 361 ENG.; FORD V-8 389 ENG.; FORD V-8 391 ENG.	
1981-1980		Pump Seal Kit	
DODGE V-8 5.9 L ENG.		8705	
Pump Complete Rebuilding Kit	7910	Stg. Gear Major Seal Kit	
Pump Seal Kit	7918	8703	
Pump Drive Shaft Seal Kit	8709		
D500		1966-1965	
1974		FORD 6-CYL. 240 ENG.; FORD 6-CYL. 300 ENG.	
DODGE 6-CYL. 225 ENG.; DODGE V-8 318 ENG.; DODGE V-8 360 ENG.; DODGE V-8 361 ENG.; DODGE V-8 413 ENG.		Pump Seal Kit	
Pump Complete Rebuilding Kit; W/4000, 5000 Lb. Axle	7910	7168	
Pump Seal Kit; W/4000, 5000 Lb. Axle	7918	Pump Drive Shaft Seal Kit	
Pump Drive Shaft Seal Kit; W/4000, 5000 Lb. Axle	8709	8713	
1973-1969		FORD V-8 330 ENG.; FORD V-8 359 ENG.; FORD V-8 361 ENG.; FORD V-8 389 ENG.; FORD V-8 391 ENG.	
DODGE 6-CYL. 225 ENG.; DODGE V-8 318 ENG.; DODGE V-8 361 ENG.; DODGE V-8 413 ENG.		Pump Seal Kit	
Pump Complete Rebuilding Kit; W/4000, 5000 Lb. Axle	7910	8705	
Pump Seal Kit; W/4000, 5000 Lb. Axle	7918	Stg. Gear Major Seal Kit	
Pump Drive Shaft Seal Kit; W/4000, 5000 Lb. Axle	8709	8703	
D600		1964	
1974		FORD 6-CYL. 223 ENG.; FORD 6-CYL. 262 ENG.	
DODGE V-8 318 ENG.; DODGE V-8 360 ENG.; DODGE V-8 361 ENG.; DODGE V-8 413 ENG.		Pump Seal Kit	
Pump Complete Rebuilding Kit; W/4000, 5000 Lb. Axle	7910	7168	
Pump Seal Kit; W/4000, 5000 Lb. Axle	7918	Pump Drive Shaft Seal Kit	
		8713	
		FORD V-8 292 ENG.; FORD V-8 330 ENG.; FORD V-8 359 ENG.; FORD V-8 361 ENG.; FORD V-8 389 ENG.; FORD V-8 391 ENG.	
		Pump Seal Kit	
		8705	
		1963-1961	
		FORD 6-CYL. 223 ENG.; FORD 6-CYL. 262 ENG.	
		Pump Seal Kit	
		7168	
		Pump Drive Shaft Seal Kit	
		8713	
		FORD V-8 292 ENG.	
		Pump Seal Kit	
		8705	

SYSTEM PUMP & GEAR IDENT.

SYSTEM & COMPONENT IDENT.

PASS. CARS

LIGHT TRUCKS

MEDIUM/HEAVY TRUCKS

BUSES

HOSE NUMERICAL

REPAIR KITS

KIT NUMERICAL

ILLUSTRATIONS

☆ See Pages A14 - A15 For Pump or Gear Identification.

Power Steering Repair Kits for Medium/Heavy-Duty Trucks and Buses

	Application	Kit No.	Application	Kit No.
SYSTEM PUMP & GEAR IDENT.	FORD - Continued		FORD - Continued	
	B500 - Continued		B600 - Continued	
	1960-1959		1966-1965 - Continued	
	FORD 6-CYL. 223 ENG.		FORD V-8 330 ENG.; FORD V-8 359 ENG.; FORD V-8 361 ENG.; FORD V-8 389 ENG.; FORD V-8 391 ENG.	
	Pump Seal Kit.....	7168	Pump Seal Kit.....	8705
	Pump Drive Shaft Seal Kit.....	8713		
SYSTEM & COMPONENT IDENT.	FORD V-8 292 ENG.		1964	
	Pump Seal Kit.....	8705	FORD 6-CYL. 223 ENG.; FORD 6-CYL. 262 ENG.	
			Pump Seal Kit.....	7168
			Pump Drive Shaft Seal Kit.....	8713
	1958		FORD V-8 292 ENG.; FORD V-8 330 ENG.; FORD V-8 359 ENG.; FORD V-8 361 ENG.; FORD V-8 389 ENG.; FORD V-8 391 ENG.	
	FORD 6-CYL. 223 ENG.		Pump Seal Kit.....	8705
	Pump Seal Kit.....	7168		
	Pump Drive Shaft Seal Kit.....	8713	1963-1961	
PASS. CARS	FORD V-8 272 ENG.		FORD 6-CYL. 223 ENG.; FORD 6-CYL. 262 ENG.	
	Pump Seal Kit.....	8705	Pump Seal Kit.....	7168
			Pump Drive Shaft Seal Kit.....	8713
	B600		FORD V-8 292 ENG.	
	1986-1985		Pump Seal Kit.....	8705
	DETROIT DIESEL V-8 8.2 L DIESEL ENG.; FORD V-8 6.1 L ENG.		1960-1959	
	Pump Complete Rebuilding Kit; W/Separate Brake Booster Pump.....	7910	FORD 6-CYL. 223 ENG.	
	Pump Seal Kit; W/Eaton P.S. Pump; ☆A.....	8702	Pump Seal Kit.....	7168
	Pump Seal Kit; W/Separate Brake Booster Pump.....	7918	Pump Drive Shaft Seal Kit.....	8713
	Pump Drive Shaft Seal Kit; W/Separate Brake Booster Pump.....	8709	FORD V-8 292 ENG.	
	Stg. Gear Major Seal Kit; W/Casting No. HFB52.....	8706	Pump Seal Kit.....	8705
	Stg. Gear Major Seal Kit; W/Casting No. HFB64.....	8707		
LIGHT TRUCKS	1984-1980		1960-1959	
	DETROIT DIESEL V-8 8.2 L DIESEL ENG.; FORD V-8 6.1 L ENG.		FORD 6-CYL. 223 ENG.	
	Pump Complete Rebuilding Kit; W/Separate Brake Booster Pump.....	7910	Pump Seal Kit.....	7168
	Pump Seal Kit; W/Eaton P.S. Pump; ☆A.....	8702	Pump Drive Shaft Seal Kit.....	8713
	Pump Seal Kit; W/Separate Brake Booster Pump.....	7918	FORD V-8 292 ENG.	
	Pump Drive Shaft Seal Kit; W/Separate Brake Booster Pump.....	8709	Pump Seal Kit.....	8705
	Stg. Gear Major Seal Kit; W/Casting No. HFB52.....	8706		
	Stg. Gear Major Seal Kit; W/Casting No. HFB64.....	8707	1958	
MEDIUM/HEAVY TRUCKS	1979		FORD 6-CYL. 223 ENG.	
	FORD 6-CYL. 240 ENG.; FORD 6-CYL. 300 ENG.		Pump Seal Kit.....	7168
	Pump Seal Kit.....	7168	Pump Drive Shaft Seal Kit.....	8713
	Pump Drive Shaft Seal Kit.....	8713	Stg. Gear Major Seal Kit.....	8703
	Stg. Gear Major Seal Kit.....	8703	FORD V-8 370 ENG.; FORD V-8 429 ENG.	
	FORD V-8 370 ENG.; FORD V-8 429 ENG.		Pump Seal Kit.....	8705
	Pump Seal Kit.....	8705	Stg. Gear Major Seal Kit.....	8703
	Stg. Gear Major Seal Kit.....	8703	1978	
BUSES	1978		FORD 6-CYL. 240 ENG.; FORD 6-CYL. 300 ENG.	
	FORD 6-CYL. 240 ENG.; FORD 6-CYL. 300 ENG.		Pump Seal Kit.....	7168
	Pump Seal Kit.....	7168	Pump Drive Shaft Seal Kit.....	8713
	Pump Drive Shaft Seal Kit.....	8713	Stg. Gear Major Seal Kit.....	8703
	Stg. Gear Major Seal Kit.....	8703	FORD V-8 330 ENG.; FORD V-8 359 ENG.; FORD V-8 361 ENG.; FORD V-8 389 ENG.; FORD V-8 391 ENG.	
	FORD V-8 330 ENG.; FORD V-8 359 ENG.; FORD V-8 361 ENG.; FORD V-8 389 ENG.; FORD V-8 391 ENG.		Pump Seal Kit.....	8705
	Pump Seal Kit.....	8705	Stg. Gear Major Seal Kit.....	8703
	Stg. Gear Major Seal Kit.....	8703	1977-1973	
	1977-1973		FORD 6-CYL. 240 ENG.; FORD 6-CYL. 300 ENG.	
	FORD 6-CYL. 240 ENG.; FORD 6-CYL. 300 ENG.		Pump Seal Kit.....	8705
	Pump Seal Kit.....	8705	Pump Drive Shaft Seal Kit.....	8713
	Pump Drive Shaft Seal Kit.....	8713	Stg. Gear Major Seal Kit.....	8703
	Stg. Gear Major Seal Kit.....	8703	FORD V-8 330 ENG.; FORD V-8 359 ENG.; FORD V-8 361 ENG.; FORD V-8 389 ENG.; FORD V-8 391 ENG.	
	FORD V-8 330 ENG.; FORD V-8 359 ENG.; FORD V-8 361 ENG.; FORD V-8 389 ENG.; FORD V-8 391 ENG.		Pump Seal Kit.....	8705
	Pump Seal Kit.....	8705	Stg. Gear Major Seal Kit.....	8703
	Stg. Gear Major Seal Kit.....	8703	1972-1967	
	1972-1967		FORD 6-CYL. 240 ENG.; FORD 6-CYL. 300 ENG.	
	FORD 6-CYL. 240 ENG.; FORD 6-CYL. 300 ENG.		Pump Seal Kit.....	7168
	Pump Seal Kit.....	7168	Pump Drive Shaft Seal Kit.....	8713
	Pump Drive Shaft Seal Kit.....	8713	Stg. Gear Major Seal Kit.....	8703
	Stg. Gear Major Seal Kit.....	8703	FORD V-8 330 ENG.; FORD V-8 359 ENG.; FORD V-8 361 ENG.; FORD V-8 389 ENG.; FORD V-8 391 ENG.	
	FORD V-8 330 ENG.; FORD V-8 359 ENG.; FORD V-8 361 ENG.; FORD V-8 389 ENG.; FORD V-8 391 ENG.		Pump Seal Kit.....	8705
	Pump Seal Kit.....	8705	Stg. Gear Major Seal Kit.....	8703
	Stg. Gear Major Seal Kit.....	8703	1966-1965	
	1966-1965		FORD 6-CYL. 240 ENG.; FORD 6-CYL. 300 ENG.	
	FORD 6-CYL. 240 ENG.; FORD 6-CYL. 300 ENG.		Pump Seal Kit.....	7168
	Pump Seal Kit.....	7168	Pump Drive Shaft Seal Kit.....	8713
	Pump Drive Shaft Seal Kit.....	8713		

☆ See Pages A14 - A15 For Pump or Gear Identification.

Power Steering Repair Kits for Medium/Heavy-Duty Trucks and Buses

Application	Kit No.	Application	Kit No.
FORD - Continued		FORD - Continued	
B700 - Continued		B7000 - Continued	
1976		1979-1976	
FORD V-8 330 ENG.; FORD V-8 359 ENG.; FORD V-8 361 ENG.; FORD V-8 391 ENG.		CATERPILLAR 3208 DIESEL ENG.	
Pump Seal Kit.....	8705	Stg. Gear Major Seal Kit.....	8703
Stg. Gear Major Seal Kit.....	8703	1975	
FORD V-8 389 ENG.		CATERPILLAR 3208 DIESEL ENG.; CATERPILLAR V150 DIESEL ENG.; CATERPILLAR V175 DIESEL ENG.; CATERPILLAR V190 DIESEL ENG.; CATERPILLAR V290 DIESEL ENG.	
Stg. Gear Major Seal Kit.....	8703	Stg. Gear Major Seal Kit.....	8703
1975-1967		1974-1973	
FORD V-8 330 ENG.; FORD V-8 359 ENG.; FORD V-8 361 ENG.; FORD V-8 389 ENG.; FORD V-8 391 ENG.		CATERPILLAR V150 DIESEL ENG.; CATERPILLAR V175 DIESEL ENG.; CATERPILLAR V190 DIESEL ENG.; CATERPILLAR V290 DIESEL ENG.	
Pump Seal Kit.....	8705	Stg. Gear Major Seal Kit.....	8703
Stg. Gear Major Seal Kit.....	8703	C500	
1966-1965		1979	
FORD V-8 330 ENG.; FORD V-8 359 ENG.; FORD V-8 361 ENG.; FORD V-8 389 ENG.; FORD V-8 391 ENG.		FORD 6-CYL. 240 ENG.; FORD 6-CYL. 300 ENG.	
Pump Seal Kit.....	8705	Pump Seal Kit.....	7168
1964		Pump Drive Shaft Seal Kit.....	8713
FORD V-8 292 ENG.; FORD V-8 330 ENG.; FORD V-8 359 ENG.; FORD V-8 361 ENG.; FORD V-8 389 ENG.; FORD V-8 391 ENG.		Stg. Gear Major Seal Kit; W/Ross Stg. Gear; W/Casting No. HF54; ☆J	8703
Pump Seal Kit.....	8705	Ross Stg. Gear; W/Casting No. HF64.....	8704
1963-1959		Ross Stg. Gear; W/Casting No. HFB52.....	8706
FORD V-8 292 ENG.		Ross Stg. Gear; W/Casting No. HFB64.....	8707
Pump Seal Kit.....	8705	1978-1971	
1958		FORD 6-CYL. 240 ENG.; FORD 6-CYL. 300 ENG.	
FORD V-8 272 ENG.		Pump Seal Kit.....	7168
Pump Seal Kit.....	8705	Pump Drive Shaft Seal Kit.....	8713
B750		Stg. Gear Major Seal Kit; W/Ross Stg. Gear; W/Casting No. HF54; ☆J	8703
1978-1973		Ross Stg. Gear; W/Casting No. HF64.....	8704
FORD V-8 330 ENG.; FORD V-8 359 ENG.; FORD V-8 361 ENG.; FORD V-8 389 ENG.; FORD V-8 391 ENG.		Ross Stg. Gear; W/Casting No. HFB52.....	8706
Pump Seal Kit.....	8705	Ross Stg. Gear; W/Casting No. HFB64.....	8707
1972-1967		FORD V-8 330 ENG.; FORD V-8 359 ENG.; FORD V-8 361 ENG.; FORD V-8 389 ENG.; FORD V-8 391 ENG.	
FORD V-8 330 ENG.; FORD V-8 359 ENG.; FORD V-8 361 ENG.; FORD V-8 389 ENG.; FORD V-8 391 ENG.		Pump Seal Kit.....	8705
Pump Seal Kit.....	8705	Stg. Gear Major Seal Kit; W/Ross Stg. Gear; W/Casting No. HF54; ☆J	8703
Stg. Gear Major Seal Kit.....	8703	Ross Stg. Gear; W/Casting No. HF64.....	8704
1966-1964		Ross Stg. Gear; W/Casting No. HFB52.....	8706
FORD V-8 330 ENG.; FORD V-8 359 ENG.; FORD V-8 361 ENG.; FORD V-8 389 ENG.; FORD V-8 391 ENG.		Ross Stg. Gear; W/Casting No. HFB64.....	8707
Pump Seal Kit.....	8705	C550	
1963-1958		1979	
FORD V-8 302 ENG.; FORD V-8 332 ENG.		FORD 6-CYL. 240 ENG.; FORD 6-CYL. 300 ENG.	
Pump Seal Kit.....	8705	Pump Seal Kit.....	7168
B6000		Pump Drive Shaft Seal Kit.....	8713
1975-1973		Stg. Gear Major Seal Kit; W/Ross Stg. Gear; W/Casting No. HF54; ☆J	8703
CATERPILLAR V150 DIESEL ENG.; CATERPILLAR V175 DIESEL ENG.		Ross Stg. Gear; W/Casting No. HF64.....	8704
Stg. Gear Major Seal Kit.....	8703	Ross Stg. Gear; W/Casting No. HFB52.....	8706
B7000		Ross Stg. Gear; W/Casting No. HFB64.....	8707
1986-1985		1978-1971	
CATERPILLAR 3208 DIESEL ENG.		FORD 6-CYL. 240 ENG.; FORD 6-CYL. 300 ENG.	
Pump Complete Rebuilding Kit; W/Separate Brake Booster Pump.....	7910	Pump Seal Kit.....	7168
Pump Seal Kit; W/Eaton P.S. Pump; ☆A.....	8702	Pump Drive Shaft Seal Kit.....	8713
Pump Seal Kit; W/Separate Brake Booster Pump.....	7918	Stg. Gear Major Seal Kit; W/Ross Stg. Gear; W/Casting No. HF54; ☆J	8703
Pump Drive Shaft Seal Kit; W/Separate Brake Booster Pump.....	8709	Ross Stg. Gear; W/Casting No. HF64.....	8704
1984-1983		Ross Stg. Gear; W/Casting No. HFB52.....	8706
CATERPILLAR 3208 DIESEL ENG.		Ross Stg. Gear; W/Casting No. HFB64.....	8707
Pump Complete Rebuilding Kit; W/Separate Brake Booster Pump.....	7910	FORD V-8 330 ENG.; FORD V-8 359 ENG.; FORD V-8 361 ENG.; FORD V-8 389 ENG.; FORD V-8 391 ENG.	
Pump Seal Kit; W/Eaton P.S. Pump; ☆A.....	8702	Pump Seal Kit.....	8705
Pump Seal Kit; W/Separate Brake Booster Pump.....	7918	Stg. Gear Major Seal Kit; W/Ross Stg. Gear; W/Casting No. HF54; ☆J	8703
Pump Drive Shaft Seal Kit; W/Separate Brake Booster Pump.....	8709	Ross Stg. Gear; W/Casting No. HF64.....	8704
Stg. Gear Major Seal Kit; W/Casting No. HFB52.....	8706	Ross Stg. Gear; W/Casting No. HFB52.....	8706
Stg. Gear Major Seal Kit; W/Casting No. HFB64.....	8707	Ross Stg. Gear; W/Casting No. HFB64.....	8707
		C600	
		1986-1984	
		DETROIT DIESEL V-8 8.2 L DIESEL ENG.; FORD V-8 6.1 L ENG.	
		Pump Complete Rebuilding Kit; W/Separate Brake Booster Pump.....	7910
		Pump Seal Kit; W/Eaton Model B Pump; ☆E.....	8702
		Pump Seal Kit; W/Eaton Model U Pump.....	8705
		Pump Seal Kit; W/TRW P.S. Pump.....	7898
		Pump Seal Kit; W/Separate Brake Booster Pump.....	7918

SYSTEM PUMP & GEAR IDENT.

SYSTEM & COMPONENT IDENT.

PASS. CARS

LIGHT TRUCKS

MEDIUM/HEAVY TRUCKS

BUSES

HOSE NUMERICAL

REPAIR KITS

KIT NUMERICAL

ILLUSTRATIONS

☆ See Pages A14 - A15 For Pump or Gear Identification.

Power Steering Repair Kits for Medium/Heavy-Duty Trucks and Buses

	Application	Kit No.	Application	Kit No.
SYSTEM PUMP & GEAR IDENT.	FORD - Continued		FORD - Continued	
SYSTEM & COMPONENT IDENT.	C600 - Continued		C700	
PASS. CARS	1986-1984 - Continued		1986-1984	
LIGHT TRUCKS	DETROIT DIESEL V-8 8.2 L DIESEL ENG.; FORD V-8 6.1 L ENG. - Continued		DETROIT DIESEL V-8 8.2 L DIESEL ENG.; FORD V-8 6.1 L ENG.; FORD V-8 7.0 L ENG.	
MEDIUM/HEAVY TRUCKS	Pump Drive Shaft Seal Kit; W/Separate Brake Booster Pump.....	8709	Pump Complete Rebuilding Kit; W/Separate Brake Booster Pump.....	7910
BUSES	Stg. Gear Major Seal Kit; W/Ross Stg. Gear; W/Casting No. HF54; ☆J	8703	Pump Seal Kit; W/Eaton Model B Pump; ☆E.....	8702
HOSE NUMERICAL	Ross Stg. Gear; W/Casting No. HF64.....	8704	Pump Seal Kit; W/Eaton Model U Pump.....	8705
REPAIR KITS	Ross Stg. Gear; W/Casting No. HFB52.....	8706	Pump Seal Kit; W/TRW P.S. Pump.....	7898
KIT NUMERICAL	Ross Stg. Gear; W/Casting No. HFB64.....	8707	Pump Seal Kit; W/Separate Brake Booster Pump.....	7918
ILLUSTRATIONS	1983-1982		Pump Drive Shaft Seal Kit; W/Separate Brake Booster Pump.....	8709
	DETROIT DIESEL V-8 8.2 L DIESEL ENG.; FORD V-8 6.1 L ENG.		Stg. Gear Major Seal Kit; W/Ross Stg. Gear; W/Casting No. HF54; ☆J	8703
	Pump Seal Kit; W/Eaton Model B Pump; ☆E.....	8702	Ross Stg. Gear; W/Casting No. HF64.....	8704
	Pump Seal Kit; W/Eaton Model U Pump.....	8705	Ross Stg. Gear; W/Casting No. HFB52.....	8706
	Pump Seal Kit; W/TRW P.S. Pump.....	7898	Ross Stg. Gear; W/Casting No. HFB64.....	8707
	Stg. Gear Major Seal Kit; W/Ross Stg. Gear; W/Casting No. HF54; ☆J	8703	1983-1982	
	Ross Stg. Gear; W/Casting No. HF64.....	8704	DETROIT DIESEL V-8 8.2 L DIESEL ENG.; FORD V-8 6.1 L ENG.; FORD V-8 7.0 L ENG.	
	Ross Stg. Gear; W/Casting No. HFB52.....	8706	Pump Seal Kit; W/Eaton Model B Pump; ☆E.....	8702
	Ross Stg. Gear; W/Casting No. HFB64.....	8707	Pump Seal Kit; W/Eaton Model U Pump.....	8705
	1981		Pump Seal Kit; W/TRW P.S. Pump.....	7898
	DETROIT DIESEL V-8 8.2 L DIESEL ENG.		Stg. Gear Major Seal Kit; W/Ross Stg. Gear; W/Casting No. HF54; ☆J	8703
	Pump Seal Kit; W/Eaton Model B Pump; ☆E.....	8702	Ross Stg. Gear; W/Casting No. HF64.....	8704
	Pump Seal Kit; W/Eaton Model U Pump.....	8705	Ross Stg. Gear; W/Casting No. HFB52.....	8706
	Stg. Gear Major Seal Kit; W/Ross Stg. Gear; W/Casting No. HF54; ☆J	8703	Ross Stg. Gear; W/Casting No. HFB64.....	8707
	Ross Stg. Gear; W/Casting No. HF64.....	8704	1981	
	Ross Stg. Gear; W/Casting No. HFB52.....	8706	DETROIT DIESEL V-8 8.2 L DIESEL ENG.; FORD V-8 6.1 L ENG.	
	Ross Stg. Gear; W/Casting No. HFB64.....	8707	Pump Seal Kit; W/Eaton Model B Pump; ☆E.....	8702
	FORD V-8 6.1 L ENG.		Pump Seal Kit; W/Eaton Model U Pump.....	8705
	Pump Seal Kit; W/Eaton Model B Pump; ☆E.....	8702	Pump Seal Kit; W/TRW P.S. Pump.....	7898
	Pump Seal Kit; W/Eaton Model U Pump.....	8705	Stg. Gear Major Seal Kit; W/Ross Stg. Gear; W/Casting No. HF54; ☆J	8703
	Pump Seal Kit; W/TRW P.S. Pump.....	7898	Ross Stg. Gear; W/Casting No. HF64.....	8704
	Stg. Gear Major Seal Kit; W/Ross Stg. Gear; W/Casting No. HF54; ☆J	8703	Ross Stg. Gear; W/Casting No. HFB52.....	8706
	Ross Stg. Gear; W/Casting No. HF64.....	8704	Ross Stg. Gear; W/Casting No. HFB64.....	8707
	Ross Stg. Gear; W/Casting No. HFB52.....	8706	FORD V-8 7.0 L ENG.	
	Ross Stg. Gear; W/Casting No. HFB64.....	8707	Pump Seal Kit; W/Eaton Model U Pump.....	8705
	1980		Pump Seal Kit; W/TRW P.S. Pump.....	7898
	DETROIT DIESEL V-8 8.2 L DIESEL ENG.; FORD V-8 6.1 L ENG.		Stg. Gear Major Seal Kit; W/Ross Stg. Gear; W/Casting No. HF54; ☆J	8703
	Pump Seal Kit; W/Eaton Model B Pump; ☆E.....	8702	Ross Stg. Gear; W/Casting No. HF64.....	8704
	Pump Seal Kit; W/Eaton Model U Pump.....	8705	Ross Stg. Gear; W/Casting No. HFB52.....	8706
	Stg. Gear Major Seal Kit; W/Ross Stg. Gear; W/Casting No. HF54; ☆J	8703	Ross Stg. Gear; W/Casting No. HFB64.....	8707
	Ross Stg. Gear; W/Casting No. HF64.....	8704	1980	
	Ross Stg. Gear; W/Casting No. HFB52.....	8706	DETROIT DIESEL V-8 8.2 L DIESEL ENG.; FORD V-8 6.1 L ENG.; FORD V-8 7.0 L ENG.	
	Ross Stg. Gear; W/Casting No. HFB64.....	8707	Pump Seal Kit; W/Eaton Model B Pump; ☆E.....	8702
	1979		Pump Seal Kit; W/Eaton Model U Pump.....	8705
	FORD 6-CYL. 240 ENG.; FORD 6-CYL. 300 ENG.		Stg. Gear Major Seal Kit; W/Ross Stg. Gear; W/Casting No. HF54; ☆J	8703
	Pump Seal Kit.....	7168	Ross Stg. Gear; W/Casting No. HF64.....	8704
	Pump Drive Shaft Seal Kit.....	8713	Ross Stg. Gear; W/Casting No. HFB52.....	8706
	Stg. Gear Major Seal Kit; W/Ross Stg. Gear; W/Casting No. HF54; ☆J	8703	Ross Stg. Gear; W/Casting No. HFB64.....	8707
	Ross Stg. Gear; W/Casting No. HF64.....	8704	1979	
	Ross Stg. Gear; W/Casting No. HFB52.....	8706	FORD V-8 370 ENG.; FORD V-8 429 ENG.	
	Ross Stg. Gear; W/Casting No. HFB64.....	8707	Pump Seal Kit.....	8705
	FORD V-8 370 ENG.; FORD V-8 429 ENG.		Stg. Gear Major Seal Kit; W/Ross Stg. Gear; W/Casting No. HF54; ☆J	8703
	Pump Seal Kit.....	8705	Ross Stg. Gear; W/Casting No. HF64.....	8704
	Stg. Gear Major Seal Kit; W/Ross Stg. Gear; W/Casting No. HF54; ☆J	8703	Ross Stg. Gear; W/Casting No. HFB52.....	8706
	Ross Stg. Gear; W/Casting No. HF64.....	8704	Ross Stg. Gear; W/Casting No. HFB64.....	8707
	Ross Stg. Gear; W/Casting No. HFB52.....	8706	1978-1971	
	Ross Stg. Gear; W/Casting No. HFB64.....	8707	FORD V-8 330 ENG.; FORD V-8 359 ENG.; FORD V-8 361 ENG.; FORD V-8 389 ENG.; FORD V-8 391 ENG.	
	1978-1971		Pump Seal Kit.....	8705
	FORD 6-CYL. 240 ENG.; FORD 6-CYL. 300 ENG.		Stg. Gear Major Seal Kit; W/Ross Stg. Gear; W/Casting No. HF54; ☆J	8703
	Pump Seal Kit.....	7168	Ross Stg. Gear; W/Casting No. HF64.....	8704
	Pump Drive Shaft Seal Kit.....	8713	Ross Stg. Gear; W/Casting No. HFB52.....	8706
	Stg. Gear Major Seal Kit; W/Ross Stg. Gear; W/Casting No. HF54; ☆J	8703	Ross Stg. Gear; W/Casting No. HFB64.....	8707
	Ross Stg. Gear; W/Casting No. HF64.....	8704	C750	
	Ross Stg. Gear; W/Casting No. HFB52.....	8706	1978-1971	
	Ross Stg. Gear; W/Casting No. HFB64.....	8707	FORD V-8 330 ENG.; FORD V-8 359 ENG.; FORD V-8 361 ENG.; FORD V-8 389 ENG.; FORD V-8 391 ENG.	
	FORD V-8 330 ENG.; FORD V-8 359 ENG.; FORD V-8 361 ENG.; FORD V-8 389 ENG.; FORD V-8 391 ENG.		Pump Seal Kit.....	8705
	Pump Seal Kit.....	8705	Stg. Gear Major Seal Kit; W/Ross Stg. Gear; W/Casting No. HF54; ☆J	8703
	Stg. Gear Major Seal Kit; W/Ross Stg. Gear; W/Casting No. HF54; ☆J	8703	Ross Stg. Gear; W/Casting No. HF64.....	8704
	Ross Stg. Gear; W/Casting No. HF64.....	8704	Ross Stg. Gear; W/Casting No. HFB52.....	8706
	Ross Stg. Gear; W/Casting No. HFB52.....	8706	Ross Stg. Gear; W/Casting No. HFB64.....	8707
	Ross Stg. Gear; W/Casting No. HFB64.....	8707		

☆ See Pages A14 - A15 For Pump or Gear Identification.

Power Steering Repair Kits for Medium/Heavy-Duty Trucks and Buses

Application	Kit No.	Application	Kit No.
FORD - Continued		FORD - Continued	
C800		C850 - Continued	
1987		1977	
DETROIT DIESEL V-8 8.2 L DIESEL ENG.		FORD V-8 401 ENG.; FORD V-8 475 ENG.; FORD V-8 477 ENG.; FORD V-8 534 ENG.	
Pump Complete Rebuilding Kit; W/Separate Brake Booster Pump.....	7910	Pump Seal Kit.....	8705
Pump Seal Kit; W/Eaton Model B Pump; ☆E.....	8702	Stg. Gear Major Seal Kit; W/Ross Stg. Gear; W/Casting No. HF54; ☆J	8703
Pump Seal Kit; W/Eaton Model U Pump.....	8705	Ross Stg. Gear; W/Casting No. HF64.....	8704
Pump Seal Kit; W/TRW P.S. Pump.....	7898	Ross Stg. Gear; W/Casting No. HFB52.....	8706
Pump Seal Kit; W/Separate Brake Booster Pump.....	7918	Ross Stg. Gear; W/Casting No. HFB64.....	8707
Pump Drive Shaft Seal Kit; W/Separate Brake Booster Pump.....	8709		
Stg. Gear Major Seal Kit; W/Ross Stg. Gear; W/Casting No. HF54; ☆J	8703		
Ross Stg. Gear; W/Casting No. HF64.....	8704		
Ross Stg. Gear; W/Casting No. HFB52.....	8706		
Ross Stg. Gear; W/Casting No. HFB64.....	8707		
1986-1984		1976-1972	
DETROIT DIESEL V-8 8.2 L DIESEL ENG.; FORD V-8 6.1 L ENG.; FORD V-8 7.0 L ENG.		FORD V-8 401 ENG.; FORD V-8 475 ENG.; FORD V-8 477 ENG.; FORD V-8 534 ENG.	
Pump Complete Rebuilding Kit; W/Separate Brake Booster Pump.....	7910	Pump Seal Kit; W/Eaton Model B Pump; ☆E.....	8702
Pump Seal Kit; W/Eaton Model B Pump; ☆E.....	8702	Pump Seal Kit; W/Eaton Model U Pump.....	8705
Pump Seal Kit; W/Eaton Model U Pump.....	8705	Pump Seal Kit; W/TRW P.S. Pump.....	7898
Pump Seal Kit; W/TRW P.S. Pump.....	7898	Stg. Gear Major Seal Kit; W/Ross Stg. Gear; W/Casting No. HF54; ☆J	8703
Pump Seal Kit; W/Separate Brake Booster Pump.....	7918	Ross Stg. Gear; W/Casting No. HF64.....	8704
Pump Drive Shaft Seal Kit; W/Separate Brake Booster Pump.....	8709	Ross Stg. Gear; W/Casting No. HFB52.....	8706
Stg. Gear Major Seal Kit; W/Ross Stg. Gear; W/Casting No. HF54; ☆J	8703	Ross Stg. Gear; W/Casting No. HFB64.....	8707
Ross Stg. Gear; W/Casting No. HF64.....	8704		
Ross Stg. Gear; W/Casting No. HFB52.....	8706		
Ross Stg. Gear; W/Casting No. HFB64.....	8707		
1983-1981		1971	
DETROIT DIESEL V-8 8.2 L DIESEL ENG.; FORD V-8 6.1 L ENG.; FORD V-8 7.0 L ENG.		FORD V-8 401 ENG.; FORD V-8 475 ENG.; FORD V-8 477 ENG.; FORD V-8 534 ENG.	
Pump Seal Kit; W/Eaton Model B Pump; ☆E.....	8702	Pump Seal Kit.....	8705
Pump Seal Kit; W/Eaton Model U Pump.....	8705	Stg. Gear Major Seal Kit; W/Ross Stg. Gear; W/Casting No. HF54; ☆J	8703
Pump Seal Kit; W/TRW P.S. Pump.....	7898	Ross Stg. Gear; W/Casting No. HF64.....	8704
Stg. Gear Major Seal Kit; W/Ross Stg. Gear; W/Casting No. HF54; ☆J	8703	Ross Stg. Gear; W/Casting No. HFB52.....	8706
Ross Stg. Gear; W/Casting No. HF64.....	8704	Ross Stg. Gear; W/Casting No. HFB64.....	8707
Ross Stg. Gear; W/Casting No. HFB52.....	8706		
Ross Stg. Gear; W/Casting No. HFB64.....	8707		
1980		C900	
DETROIT DIESEL V-8 8.2 L DIESEL ENG.; FORD V-8 6.1 L ENG.; FORD V-8 7.0 L ENG.		1981	
Pump Seal Kit; W/Eaton Model B Pump; ☆E.....	8702	FORD V-8 7.8 L ENG.; FORD V-8 8.8 L ENG.	
Pump Seal Kit; W/Eaton Model U Pump.....	8705	Pump Seal Kit; W/Eaton Model B Pump; ☆E.....	8702
Pump Seal Kit; W/TRW P.S. Pump.....	7898	Pump Seal Kit; W/Eaton Model U Pump.....	8705
Stg. Gear Major Seal Kit; W/Ross Stg. Gear; W/Casting No. HF54; ☆J	8703	Pump Seal Kit; W/TRW P.S. Pump.....	7898
Ross Stg. Gear; W/Casting No. HF64.....	8704	Stg. Gear Major Seal Kit; W/Ross Stg. Gear; W/Casting No. HF54; ☆J	8703
Ross Stg. Gear; W/Casting No. HFB52.....	8706	Ross Stg. Gear; W/Casting No. HF64.....	8704
Ross Stg. Gear; W/Casting No. HFB64.....	8707	Ross Stg. Gear; W/Casting No. HFB52.....	8706
		Ross Stg. Gear; W/Casting No. HFB64.....	8707
1980		1980	
DETROIT DIESEL V-8 8.2 L DIESEL ENG.; FORD V-8 6.1 L ENG.; FORD V-8 7.0 L ENG.		FORD V-8 7.8 L ENG.; FORD V-8 8.8 L ENG.	
Pump Seal Kit; W/Eaton Model B Pump; ☆E.....	8702	Pump Seal Kit; W/Eaton Model B Pump; ☆E.....	8702
Pump Seal Kit; W/Eaton Model U Pump.....	8705	Pump Seal Kit; W/Eaton Model U Pump.....	8705
Stg. Gear Major Seal Kit; W/Ross Stg. Gear; W/Casting No. HF54; ☆J	8703	Stg. Gear Major Seal Kit; W/Ross Stg. Gear; W/Casting No. HF54; ☆J	8703
Ross Stg. Gear; W/Casting No. HF64.....	8704	Ross Stg. Gear; W/Casting No. HF64.....	8704
Ross Stg. Gear; W/Casting No. HFB52.....	8706	Ross Stg. Gear; W/Casting No. HFB52.....	8706
Ross Stg. Gear; W/Casting No. HFB64.....	8707	Ross Stg. Gear; W/Casting No. HFB64.....	8707
1979		1979	
FORD V-8 370 ENG.; FORD V-8 429 ENG.		FORD V-8 401 ENG.; FORD V-8 475 ENG.; FORD V-8 477 ENG.; FORD V-8 534 ENG.	
Pump Seal Kit.....	8705	Pump Seal Kit; W/Eaton Model B Pump; ☆E.....	8702
Stg. Gear Major Seal Kit; W/Ross Stg. Gear; W/Casting No. HF54; ☆J	8703	Pump Seal Kit; W/Eaton Model U Pump.....	8705
Ross Stg. Gear; W/Casting No. HF64.....	8704	Pump Seal Kit; W/TRW P.S. Pump.....	7898
Ross Stg. Gear; W/Casting No. HFB52.....	8706	Stg. Gear Major Seal Kit; W/Ross Stg. Gear; W/Casting No. HF54; ☆J	8703
Ross Stg. Gear; W/Casting No. HFB64.....	8707	Ross Stg. Gear; W/Casting No. HF64.....	8704
		Ross Stg. Gear; W/Casting No. HFB52.....	8706
		Ross Stg. Gear; W/Casting No. HFB64.....	8707
1978-1971		1978-1977	
FORD V-8 330 ENG.; FORD V-8 359 ENG.; FORD V-8 361 ENG.; FORD V-8 389 ENG.; FORD V-8 391 ENG.		FORD V-8 401 ENG.; FORD V-8 475 ENG.; FORD V-8 477 ENG.; FORD V-8 534 ENG.	
Pump Seal Kit.....	8705	Stg. Gear Major Seal Kit; W/Ross Stg. Gear; W/Casting No. HF54; ☆J	8703
Stg. Gear Major Seal Kit; W/Ross Stg. Gear; W/Casting No. HF54; ☆J	8703	Ross Stg. Gear; W/Casting No. HF64.....	8704
Ross Stg. Gear; W/Casting No. HF64.....	8704	Ross Stg. Gear; W/Casting No. HFB52.....	8706
Ross Stg. Gear; W/Casting No. HFB52.....	8706	Ross Stg. Gear; W/Casting No. HFB64.....	8707
Ross Stg. Gear; W/Casting No. HFB64.....	8707		
C850		1976-1972	
1979-1978		FORD V-8 401 ENG.; FORD V-8 475 ENG.; FORD V-8 477 ENG.; FORD V-8 534 ENG.	
Pump Seal Kit; W/Eaton Model B Pump; ☆E.....	8702	Pump Seal Kit; W/Eaton Model B Pump; ☆E.....	8702
Pump Seal Kit; W/Eaton Model U Pump.....	8705	Pump Seal Kit; W/Eaton Model U Pump.....	8705
Pump Seal Kit; W/TRW P.S. Pump.....	7898	Pump Seal Kit; W/TRW P.S. Pump.....	7898
Stg. Gear Major Seal Kit; W/Ross Stg. Gear; W/Casting No. HF54; ☆J	8703	Stg. Gear Major Seal Kit; W/Ross Stg. Gear; W/Casting No. HF54; ☆J	8703
Ross Stg. Gear; W/Casting No. HF64.....	8704	Ross Stg. Gear; W/Casting No. HF64.....	8704
Ross Stg. Gear; W/Casting No. HFB52.....	8706	Ross Stg. Gear; W/Casting No. HFB52.....	8706
Ross Stg. Gear; W/Casting No. HFB64.....	8707	Ross Stg. Gear; W/Casting No. HFB64.....	8707

☆ See Pages A14 - A15 For Pump or Gear Identification.

SYSTEM
PUMP &
GEAR
IDENT.

SYSTEM &
COM-
PONENT
IDENT.

PASS.
CARS

LIGHT
TRUCKS

MEDIUM/
HEAVY
TRUCKS

BUSES

HOSE
NUMER-
ICAL

REPAIR
KITS

KIT
NUMER-
ICAL

ILLUSTRATIONS

Power Steering Repair Kits for Medium/Heavy-Duty Trucks and Buses

	Application	Kit No.	Application	Kit No.	
SYSTEM PUMP & GEAR IDENT.	FORD - Continued		FORD - Continued		
	C900 - Continued		C6000 - Continued		
	1971		1976		
	FORD V-8 401 ENG.; FORD V-8 475 ENG.; FORD V-8 477 ENG.; FORD V-8 534 ENG.		CATERPILLAR 3208 DIESEL ENG.		
		Stg. Gear Major Seal Kit; W/Ross Stg. Gear; W/Casting No. HF54; ☆J	8703	Pump Seal Kit; W/Eaton Model B Pump; ☆E	8702
		Ross Stg. Gear; W/Casting No. HF64	8704	Pump Seal Kit; W/Eaton Model U Pump	8705
		Ross Stg. Gear; W/Casting No. HFB52	8706	Pump Seal Kit; W/TRW P.S. Pump	7898
		Ross Stg. Gear; W/Casting No. HFB64	8707	Stg. Gear Major Seal Kit; W/Ross Stg. Gear; W/Casting No. HF54; ☆J	8703
				Ross Stg. Gear; W/Casting No. HF64	8704
				Ross Stg. Gear; W/Casting No. HFB52	8706
SYSTEM & COMPONENT IDENT.	C950				
	1979		1975		
	FORD V-8 401 ENG.; FORD V-8 475 ENG.; FORD V-8 477 ENG.; FORD V-8 534 ENG.		CATERPILLAR 3208 DIESEL ENG.; CATERPILLAR V150 DIESEL ENG.; CATERPILLAR V175 DIESEL ENG.		
		Pump Seal Kit; W/Eaton Model B Pump; ☆E	8702	Pump Seal Kit; W/Eaton Model B Pump; ☆E	8702
		Pump Seal Kit; W/Eaton Model U Pump	8705	Pump Seal Kit; W/Eaton Model U Pump	8705
		Pump Seal Kit; W/TRW P.S. Pump	7898	Pump Seal Kit; W/TRW P.S. Pump	7898
		Stg. Gear Major Seal Kit; W/Ross Stg. Gear; W/Casting No. HF54; ☆J	8703	Stg. Gear Major Seal Kit; W/Ross Stg. Gear; W/Casting No. HF54; ☆J	8703
		Ross Stg. Gear; W/Casting No. HF64	8704	Ross Stg. Gear; W/Casting No. HF64	8704
		Ross Stg. Gear; W/Casting No. HFB52	8706	Ross Stg. Gear; W/Casting No. HFB52	8706
		Ross Stg. Gear; W/Casting No. HFB64	8707	Ross Stg. Gear; W/Casting No. HFB64	8707
PASS. CARS	1978-1977		1974-1972		
	FORD V-8 401 ENG.; FORD V-8 475 ENG.; FORD V-8 477 ENG.; FORD V-8 534 ENG.		CATERPILLAR V150 DIESEL ENG.; CATERPILLAR V175 DIESEL ENG.		
		Stg. Gear Major Seal Kit; W/Ross Stg. Gear; W/Casting No. HF54; ☆J	8703	Pump Seal Kit; W/Eaton Model B Pump; ☆E	8702
		Ross Stg. Gear; W/Casting No. HF64	8704	Pump Seal Kit; W/Eaton Model U Pump	8705
		Ross Stg. Gear; W/Casting No. HFB52	8706	Pump Seal Kit; W/TRW P.S. Pump	7898
		Ross Stg. Gear; W/Casting No. HFB64	8707	Stg. Gear Major Seal Kit; W/Ross Stg. Gear; W/Casting No. HF54; ☆J	8703
				Ross Stg. Gear; W/Casting No. HF64	8704
				Ross Stg. Gear; W/Casting No. HFB52	8706
				Ross Stg. Gear; W/Casting No. HFB64	8707
	LIGHT TRUCKS	1976-1972		1971	
FORD V-8 401 ENG.; FORD V-8 475 ENG.; FORD V-8 477 ENG.; FORD V-8 534 ENG.		CATERPILLAR V150 DIESEL ENG.; CATERPILLAR V175 DIESEL ENG.			
		Pump Seal Kit; W/Eaton Model B Pump; ☆E	8702	Stg. Gear Major Seal Kit; W/Ross Stg. Gear; W/Casting No. HF54; ☆J	8703
		Pump Seal Kit; W/Eaton Model U Pump	8705	Ross Stg. Gear; W/Casting No. HF64	8704
		Pump Seal Kit; W/TRW P.S. Pump	7898	Ross Stg. Gear; W/Casting No. HFB52	8706
		Stg. Gear Major Seal Kit; W/Ross Stg. Gear; W/Casting No. HF54; ☆J	8703	Ross Stg. Gear; W/Casting No. HFB64	8707
		Ross Stg. Gear; W/Casting No. HF64	8704		
		Ross Stg. Gear; W/Casting No. HFB52	8706		
		Ross Stg. Gear; W/Casting No. HFB64	8707		
MEDIUM/HEAVY TRUCKS		1971		C7000	
	FORD V-8 401 ENG.; FORD V-8 475 ENG.; FORD V-8 477 ENG.; FORD V-8 534 ENG.		1986-1984		
		Pump Seal Kit; W/Eaton Model B Pump; ☆E	8702	CATERPILLAR 3208 DIESEL ENG.	
		Pump Seal Kit; W/Eaton Model U Pump	8705	Pump Complete Rebuilding Kit; W/Separate Brake Booster Pump	7910
		Pump Seal Kit; W/TRW P.S. Pump	7898	Pump Seal Kit; W/Eaton Model B Pump; ☆E	8702
		Stg. Gear Major Seal Kit; W/Ross Stg. Gear; W/Casting No. HF54; ☆J	8703	Pump Seal Kit; W/Eaton Model U Pump	8705
		Ross Stg. Gear; W/Casting No. HF64	8704	Pump Seal Kit; W/TRW P.S. Pump	7898
		Ross Stg. Gear; W/Casting No. HFB52	8706	Pump Seal Kit; W/Separate Brake Booster Pump	7918
		Ross Stg. Gear; W/Casting No. HFB64	8707	Pump Drive Shaft Seal Kit; W/Separate Brake Booster Pump	8709
	BUSES	1979-1971		1983	
FORD V-8 401 ENG.; FORD V-8 475 ENG.; FORD V-8 477 ENG.; FORD V-8 534 ENG.		CATERPILLAR 3208 DIESEL ENG.			
		Stg. Gear Major Seal Kit; W/Ross Stg. Gear; W/Casting No. HF54; ☆J	8703	Pump Seal Kit; W/Eaton Model B Pump; ☆E	8702
		Ross Stg. Gear; W/Casting No. HF64	8704	Stg. Gear Major Seal Kit; W/Ross Stg. Gear; W/Casting No. HF54; ☆J	8703
		Ross Stg. Gear; W/Casting No. HFB52	8706	Ross Stg. Gear; W/Casting No. HF64	8704
		Ross Stg. Gear; W/Casting No. HFB64	8707	Ross Stg. Gear; W/Casting No. HFB52	8706
				Ross Stg. Gear; W/Casting No. HFB64	8707
HOSE NUMERICAL	C1000		1982-1981		
	1979-1971		CATERPILLAR 3208 DIESEL ENG.		
	FORD V-8 401 ENG.; FORD V-8 475 ENG.; FORD V-8 477 ENG.; FORD V-8 534 ENG.		1982-1981		
		Pump Seal Kit; W/Eaton Model B Pump; ☆E	8702	CATERPILLAR 3208 DIESEL ENG.	
		Stg. Gear Major Seal Kit; W/Ross Stg. Gear; W/Casting No. HF54; ☆J	8703	Pump Seal Kit; W/Eaton Model B Pump; ☆E	8702
		Ross Stg. Gear; W/Casting No. HF64	8704	Pump Seal Kit; W/Eaton Model U Pump	8705
		Ross Stg. Gear; W/Casting No. HFB52	8706	Pump Seal Kit; W/TRW P.S. Pump	7898
		Ross Stg. Gear; W/Casting No. HFB64	8707	Stg. Gear Major Seal Kit; W/Ross Stg. Gear; W/Casting No. HF54; ☆J	8703
				Ross Stg. Gear; W/Casting No. HF64	8704
				Ross Stg. Gear; W/Casting No. HFB52	8706
REPAIR KITS	C1100		1980		
	1979-1972		CATERPILLAR 3208 DIESEL ENG.		
	FORD V-8 401 ENG.; FORD V-8 475 ENG.; FORD V-8 477 ENG.; FORD V-8 534 ENG.		1980		
		Pump Seal Kit; W/Eaton Model B Pump; ☆E	8702	CATERPILLAR 3208 DIESEL ENG.	
		Stg. Gear Major Seal Kit; W/Ross Stg. Gear; W/Casting No. HF54; ☆J	8703	Pump Seal Kit; W/Eaton Model B Pump; ☆E	8702
		Ross Stg. Gear; W/Casting No. HF64	8704	Pump Seal Kit; W/Eaton Model U Pump	8705
		Ross Stg. Gear; W/Casting No. HFB52	8706	Pump Seal Kit; W/TRW P.S. Pump	7898
		Ross Stg. Gear; W/Casting No. HFB64	8707	Stg. Gear Major Seal Kit; W/Ross Stg. Gear; W/Casting No. HF54; ☆J	8703
				Ross Stg. Gear; W/Casting No. HF64	8704
				Ross Stg. Gear; W/Casting No. HFB52	8706
KIT NUMERICAL	C6000		1982-1981		
	1979-1977		CATERPILLAR 3208 DIESEL ENG.		
	CATERPILLAR 3208 DIESEL ENG.		1980		
		Pump Seal Kit; W/Eaton Model B Pump; ☆E	8702	CATERPILLAR 3208 DIESEL ENG.	
		Stg. Gear Major Seal Kit; W/Ross Stg. Gear; W/Casting No. HF54; ☆J	8703	Pump Seal Kit; W/Eaton Model B Pump; ☆E	8702
		Ross Stg. Gear; W/Casting No. HF64	8704	Pump Seal Kit; W/Eaton Model U Pump	8705
		Ross Stg. Gear; W/Casting No. HFB52	8706	Pump Seal Kit; W/TRW P.S. Pump	7898
		Ross Stg. Gear; W/Casting No. HFB64	8707	Stg. Gear Major Seal Kit; W/Ross Stg. Gear; W/Casting No. HF54; ☆J	8703
				Ross Stg. Gear; W/Casting No. HF64	8704
				Ross Stg. Gear; W/Casting No. HFB52	8706
ILLUSTRATIONS	1979-1977		1980		
	CATERPILLAR 3208 DIESEL ENG.		CATERPILLAR 3208 DIESEL ENG.		
		Pump Seal Kit; W/Eaton Model B Pump; ☆E	8702	Pump Seal Kit; W/Eaton Model B Pump; ☆E	8702
		Stg. Gear Major Seal Kit; W/Ross Stg. Gear; W/Casting No. HF54; ☆J	8703	Pump Seal Kit; W/Eaton Model U Pump	8705
		Ross Stg. Gear; W/Casting No. HF64	8704	Stg. Gear Major Seal Kit; W/Ross Stg. Gear; W/Casting No. HF54; ☆J	8703
		Ross Stg. Gear; W/Casting No. HFB52	8706	Ross Stg. Gear; W/Casting No. HF64	8704
		Ross Stg. Gear; W/Casting No. HFB64	8707	Ross Stg. Gear; W/Casting No. HFB52	8706
				Ross Stg. Gear; W/Casting No. HFB64	8707

☆ See Pages A14 - A15 For Pump or Gear Identification.

Power Steering Repair Kits for Medium/Heavy-Duty Trucks and Buses

Application	Kit No.	Application	Kit No.
FORD - Continued		FORD - Continued	
C7000 - Continued		C8000 - Continued	
1980 - Continued		1987-1984 - Continued	
CATERPILLAR 3208 DIESEL ENG. - Continued		CATERPILLAR 3208 DIESEL ENG. - Continued	
Ross Stg. Gear; W/Casting No. HFB64	8707	Pump Seal Kit; W/TRW P.S. Pump	7898
1979-1977		Pump Seal Kit; W/Separate Brake Booster Pump	7918
CATERPILLAR 3208 DIESEL ENG.		Pump Drive Shaft Seal Kit; W/Separate Brake Booster Pump	8709
Pump Seal Kit; W/Eaton Model B Pump; ☆E	8702	Stg. Gear Major Seal Kit; W/Ross Stg. Gear; W/Casting No. HF54; ☆J	8703
Stg. Gear Major Seal Kit; W/Ross Stg. Gear; W/Casting No. HF54; ☆J	8703	Ross Stg. Gear; W/Casting No. HF64	8704
Ross Stg. Gear; W/Casting No. HF64	8704	Ross Stg. Gear; W/Casting No. HFB52	8706
Ross Stg. Gear; W/Casting No. HFB52	8706	Ross Stg. Gear; W/Casting No. HFB64	8707
Ross Stg. Gear; W/Casting No. HFB64	8707	1983	
1976		CATERPILLAR 3208 DIESEL ENG.	
CATERPILLAR 3208 DIESEL ENG.		Pump Seal Kit; W/Eaton Model B Pump; ☆E	8702
Pump Seal Kit; W/Eaton Model B Pump; ☆E	8702	Stg. Gear Major Seal Kit; W/Ross Stg. Gear; W/Casting No. HF54; ☆J	8703
Pump Seal Kit; W/Eaton Model U Pump	8705	Ross Stg. Gear; W/Casting No. HF64	8704
Pump Seal Kit; W/TRW P.S. Pump	7898	Ross Stg. Gear; W/Casting No. HFB52	8706
Stg. Gear Major Seal Kit; W/Ross Stg. Gear; W/Casting No. HF54; ☆J	8703	Ross Stg. Gear; W/Casting No. HFB64	8707
Ross Stg. Gear; W/Casting No. HF64	8704	1982-1981	
Ross Stg. Gear; W/Casting No. HFB52	8706	CATERPILLAR 3208 DIESEL ENG.	
Ross Stg. Gear; W/Casting No. HFB64	8707	Pump Seal Kit; W/Eaton Model B Pump; ☆E	8702
1975		Pump Seal Kit; W/Eaton Model U Pump	8705
CATERPILLAR 3208 DIESEL ENG.; CATERPILLAR V150 DIESEL ENG.; CATERPILLAR V175 DIESEL ENG.; CATERPILLAR V190 DIESEL ENG.; CATERPILLAR V290 DIESEL ENG.		Pump Seal Kit; W/TRW P.S. Pump	7898
Pump Seal Kit; W/Eaton Model B Pump; ☆E	8702	Stg. Gear Major Seal Kit; W/Ross Stg. Gear; W/Casting No. HF54; ☆J	8703
Pump Seal Kit; W/Eaton Model U Pump	8705	Ross Stg. Gear; W/Casting No. HF64	8704
Pump Seal Kit; W/TRW P.S. Pump	7898	Ross Stg. Gear; W/Casting No. HFB52	8706
Stg. Gear Major Seal Kit; W/Ross Stg. Gear; W/Casting No. HF54; ☆J	8703	Ross Stg. Gear; W/Casting No. HFB64	8707
Ross Stg. Gear; W/Casting No. HF64	8704	1980	
Ross Stg. Gear; W/Casting No. HFB52	8706	CATERPILLAR 3208 DIESEL ENG.	
Ross Stg. Gear; W/Casting No. HFB64	8707	Pump Seal Kit; W/Eaton Model B Pump; ☆E	8702
1974-1972		Pump Seal Kit; W/Eaton Model U Pump	8705
CATERPILLAR V150 DIESEL ENG.; CATERPILLAR V175 DIESEL ENG.; CATERPILLAR V190 DIESEL ENG.; CATERPILLAR V290 DIESEL ENG.		Stg. Gear Major Seal Kit; W/Ross Stg. Gear; W/Casting No. HF54; ☆J	8703
Pump Seal Kit; W/Eaton Model B Pump; ☆E	8702	Ross Stg. Gear; W/Casting No. HF64	8704
Pump Seal Kit; W/Eaton Model U Pump	8705	Ross Stg. Gear; W/Casting No. HFB52	8706
Pump Seal Kit; W/TRW P.S. Pump	7898	Ross Stg. Gear; W/Casting No. HFB64	8707
Stg. Gear Major Seal Kit; W/Ross Stg. Gear; W/Casting No. HF54; ☆J	8703	1979-1977	
Ross Stg. Gear; W/Casting No. HF64	8704	CATERPILLAR 3208 DIESEL ENG.	
Ross Stg. Gear; W/Casting No. HFB52	8706	Pump Seal Kit; W/Eaton Model B Pump; ☆E	8702
Ross Stg. Gear; W/Casting No. HFB64	8707	Stg. Gear Major Seal Kit; W/Ross Stg. Gear; W/Casting No. HF54; ☆J	8703
1971		Ross Stg. Gear; W/Casting No. HF64	8704
CATERPILLAR V150 DIESEL ENG.; CATERPILLAR V175 DIESEL ENG.; CATERPILLAR V190 DIESEL ENG.; CATERPILLAR V290 DIESEL ENG.		Ross Stg. Gear; W/Casting No. HFB52	8706
Stg. Gear Major Seal Kit; W/Ross Stg. Gear; W/Casting No. HF54; ☆J	8703	Ross Stg. Gear; W/Casting No. HFB64	8707
Ross Stg. Gear; W/Casting No. HF64	8704	1976	
Ross Stg. Gear; W/Casting No. HFB52	8706	CATERPILLAR 3208 DIESEL ENG.	
Ross Stg. Gear; W/Casting No. HFB64	8707	Pump Seal Kit; W/Eaton Model B Pump; ☆E	8702
C8000		Pump Seal Kit; W/Eaton Model U Pump	8705
1990		Pump Seal Kit; W/TRW P.S. Pump	7898
CATERPILLAR 3208 DIESEL ENG.		Stg. Gear Major Seal Kit; W/Ross Stg. Gear; W/Casting No. HF54; ☆J	8703
Pump Seal Kit; W/Eaton Model B Pump; ☆E	8702	Ross Stg. Gear; W/Casting No. HF64	8704
Pump Seal Kit; W/Eaton Model U Pump	8705	Ross Stg. Gear; W/Casting No. HFB52	8706
Stg. Gear Major Seal Kit; W/Ross Stg. Gear; W/Casting No. HF54; ☆J	8703	Ross Stg. Gear; W/Casting No. HFB64	8707
Ross Stg. Gear; W/Casting No. HF64	8704	1975	
Ross Stg. Gear; W/Casting No. HFB52	8706	CATERPILLAR 3208 DIESEL ENG.; CATERPILLAR V150 DIESEL ENG.; CATERPILLAR V175 DIESEL ENG.; CATERPILLAR V190 DIESEL ENG.; CATERPILLAR V290 DIESEL ENG.	
Ross Stg. Gear; W/Casting No. HFB64	8707	Pump Seal Kit; W/Eaton Model B Pump; ☆E	8702
1989-1988		Pump Seal Kit; W/Eaton Model U Pump	8705
CATERPILLAR 3208 DIESEL ENG.		Pump Seal Kit; W/TRW P.S. Pump	7898
Pump Seal Kit; W/Eaton Model B Pump; ☆E	8702	Stg. Gear Major Seal Kit; W/Ross Stg. Gear; W/Casting No. HF54; ☆J	8703
Pump Seal Kit; W/Eaton Model U Pump	8705	Ross Stg. Gear; W/Casting No. HF64	8704
Pump Seal Kit; W/TRW P.S. Pump	7898	Ross Stg. Gear; W/Casting No. HFB52	8706
Stg. Gear Major Seal Kit; W/Ross Stg. Gear; W/Casting No. HF54; ☆J	8703	Ross Stg. Gear; W/Casting No. HFB64	8707
Ross Stg. Gear; W/Casting No. HF64	8704	1974-1972	
Ross Stg. Gear; W/Casting No. HFB52	8706	CATERPILLAR V150 DIESEL ENG.; CATERPILLAR V175 DIESEL ENG.; CATERPILLAR V190 DIESEL ENG.; CATERPILLAR V290 DIESEL ENG.	
Ross Stg. Gear; W/Casting No. HFB64	8707	Pump Seal Kit; W/Eaton Model B Pump; ☆E	8702
1987-1984		Pump Seal Kit; W/Eaton Model U Pump	8705
CATERPILLAR 3208 DIESEL ENG.		Pump Seal Kit; W/TRW P.S. Pump	7898
Pump Complete Rebuilding Kit; W/Separate Brake Booster Pump	7910	Stg. Gear Major Seal Kit; W/Ross Stg. Gear; W/Casting No. HF54; ☆J	8703
Pump Seal Kit; W/Eaton Model B Pump; ☆E	8702	Ross Stg. Gear; W/Casting No. HF64	8704
Pump Seal Kit; W/Eaton Model U Pump	8705	Ross Stg. Gear; W/Casting No. HFB52	8706
		Ross Stg. Gear; W/Casting No. HFB64	8707

☆ See Pages A14 - A15 For Pump or Gear Identification.

SYSTEM PUMP & GEAR IDENT.

SYSTEM & COMPONENT IDENT.

PASS. CARS

LIGHT TRUCKS

MEDIUM/HEAVY TRUCKS

BUSES

HOSE NUMERICAL

REPAIR KITS

KIT NUMERICAL

ILLUSTRATIONS

Power Steering Repair Kits for Medium/Heavy-Duty Trucks and Buses

	Application	Kit No.	Application	Kit No.
SYSTEM PUMP & GEAR IDENT.	FORD - Continued		FORD - Continued	
SYSTEM & COMPONENT IDENT.	C8000 - Continued		CF6000	
PASS. CARS	1971		1990	
LIGHT TRUCKS	CATERPILLAR V150 DIESEL ENG.; CATERPILLAR V175 DIESEL ENG.; CATERPILLAR V190 DIESEL ENG.; CATERPILLAR V290 DIESEL ENG.; CUMMINS C SERIES 8.3 L DIESEL ENG.		FORD 6-CYL. 6.6 L DIESEL ENG.	
MEDIUM/HEAVY TRUCKS	Stg. Gear Major Seal Kit; W/Ross Stg. Gear; W/Casting No. HF54; ☆J 8703		Pump Seal Kit; W/Eaton Model B Pump; ☆E..... 8702	
REPAIR KITS	Ross Stg. Gear; W/Casting No. HF64..... 8704		Pump Seal Kit; W/Eaton Model U Pump..... 8705	
KIT NUMERICAL	Ross Stg. Gear; W/Casting No. HFB52..... 8706		Stg. Gear Major Seal Kit; W/Ross Stg. Gear; W/Casting No. HF54; ☆J 8703	
ILLUSTRATIONS	Ross Stg. Gear; W/Casting No. HFB64..... 8707		Ross Stg. Gear; W/Casting No. HF64..... 8704	
	C SERIES		Ross Stg. Gear; W/Casting No. HFB52..... 8706	
	1970		Ross Stg. Gear; W/Casting No. HFB64..... 8707	
	CATERPILLAR V-8 573 DIESEL ENG.; CATERPILLAR V150 DIESEL ENG.; CATERPILLAR V175 DIESEL ENG.; CUMMINS C SERIES 8.3 L DIESEL ENG.		1989-1988	
	Stg. Gear Major Seal Kit; W/Ross Stg. Gear; W/Casting No. HF54; ☆J 8703		FORD 6-CYL. 6.6 L DIESEL ENG.	
	Ross Stg. Gear; W/Casting No. HF64..... 8704		Pump Seal Kit; W/Eaton Model B Pump; ☆E..... 8702	
	Ross Stg. Gear; W/Casting No. HFB52..... 8706		Pump Seal Kit; W/Eaton Model U Pump..... 8705	
	Ross Stg. Gear; W/Casting No. HFB64..... 8707		Pump Seal Kit; W/TRW P.S. Pump..... 7898	
	FORD 6-CYL. 240 ENG.; FORD 6-CYL. 300 ENG.		Stg. Gear Major Seal Kit; W/Ross Stg. Gear; W/Casting No. HF54; ☆J 8703	
	Pump Seal Kit..... 7168		Ross Stg. Gear; W/Casting No. HF64..... 8704	
	Pump Drive Shaft Seal Kit..... 8713		Ross Stg. Gear; W/Casting No. HFB52..... 8706	
	Stg. Gear Major Seal Kit; W/Ross Stg. Gear; W/Casting No. HF54; ☆J 8703		Ross Stg. Gear; W/Casting No. HFB64..... 8707	
	Ross Stg. Gear; W/Casting No. HF64..... 8704		1987-1986	
	Ross Stg. Gear; W/Casting No. HFB52..... 8706		FORD 6-CYL. 6.6 L DIESEL ENG.	
	Ross Stg. Gear; W/Casting No. HFB64..... 8707		Pump Complete Rebuilding Kit; W/Separate Brake Booster Pump..... 7910	
	FORD V-8 330 ENG.; FORD V-8 359 ENG.; FORD V-8 361 ENG.; FORD V-8 389 ENG.; FORD V-8 391 ENG.; FORD V-8 401 ENG.; FORD V-8 477 ENG.; FORD V-8 534 ENG.		Pump Seal Kit; W/Eaton Model B Pump; ☆E..... 8702	
	Pump Seal Kit..... 8705		Pump Seal Kit; W/Eaton Model U Pump..... 8705	
	Stg. Gear Major Seal Kit; W/Ross Stg. Gear; W/Casting No. HF54; ☆J 8703		Pump Seal Kit; W/TRW P.S. Pump..... 7898	
	Ross Stg. Gear; W/Casting No. HF64..... 8704		Pump Seal Kit; W/Separate Brake Booster Pump..... 7918	
	Ross Stg. Gear; W/Casting No. HFB52..... 8706		Pump Drive Shaft Seal Kit; W/Separate Brake Booster Pump..... 8709	
	Ross Stg. Gear; W/Casting No. HFB64..... 8707		Stg. Gear Major Seal Kit; W/Ross Stg. Gear; W/Casting No. HF54; ☆J 8703	
	1969-1965		Ross Stg. Gear; W/Casting No. HF64..... 8704	
	FORD 6-CYL. 240 ENG.; FORD 6-CYL. 300 ENG.		Ross Stg. Gear; W/Casting No. HFB52..... 8706	
	Pump Seal Kit..... 7168		Ross Stg. Gear; W/Casting No. HFB64..... 8707	
	Pump Drive Shaft Seal Kit..... 8713		CF7000	
	FORD V-8 330 ENG.; FORD V-8 359 ENG.; FORD V-8 361 ENG.; FORD V-8 389 ENG.; FORD V-8 391 ENG.; FORD V-8 401 ENG.; FORD V-8 477 ENG.; FORD V-8 534 ENG.		1995-1994	
	Pump Seal Kit..... 8705		CUMMINS B SERIES 5.9 L DIESEL ENG.; CUMMINS C SERIES 8.3 L DIESEL ENG.	
	1964		Pump Seal Kit; W/Eaton Model B Pump; ☆E..... 8702	
	FORD 6-CYL. 262 ENG.		Pump Seal Kit; W/Eaton Model U Pump..... 8705	
	Pump Seal Kit..... 7168		Stg. Gear Major Seal Kit; W/Ross Stg. Gear; W/Casting No. HF54; ☆J 8703	
	Pump Drive Shaft Seal Kit..... 8713		Ross Stg. Gear; W/Casting No. HF64..... 8704	
	FORD V-8 292 ENG.; FORD V-8 330 ENG.; FORD V-8 359 ENG.; FORD V-8 361 ENG.; FORD V-8 389 ENG.; FORD V-8 391 ENG.; FORD V-8 401 ENG.; FORD V-8 477 ENG.; FORD V-8 534 ENG.		Ross Stg. Gear; W/Casting No. HFB52..... 8706	
	Pump Seal Kit..... 8705		Ross Stg. Gear; W/Casting No. HFB64..... 8707	
	1963-1961		1993	
	FORD 6-CYL. 262 ENG.		CUMMINS B SERIES 5.9 L DIESEL ENG.; CUMMINS C SERIES 8.3 L DIESEL ENG.; FORD 6-CYL. 6.6 L DIESEL ENG.; FORD 6-CYL. 7.8 L DIESEL ENG.	
	Pump Seal Kit..... 7168		Pump Seal Kit; W/Eaton Model B Pump; ☆E..... 8702	
	Pump Drive Shaft Seal Kit..... 8713		Pump Seal Kit; W/Eaton Model U Pump..... 8705	
	FORD V-8 292 ENG.; FORD V-8 302 ENG.; FORD V-8 332 ENG.; FORD V-8 401 ENG.; FORD V-8 477 ENG.; FORD V-8 534 ENG.		Stg. Gear Major Seal Kit; W/Ross Stg. Gear; W/Casting No. HF54; ☆J 8703	
	Pump Seal Kit..... 8705		Ross Stg. Gear; W/Casting No. HF64..... 8704	
	1960-1959		Ross Stg. Gear; W/Casting No. HFB52..... 8706	
	FORD V-8 292 ENG.; FORD V-8 302 ENG.; FORD V-8 332 ENG.; FORD V-8 401 ENG.; FORD V-8 477 ENG.; FORD V-8 534 ENG.		Ross Stg. Gear; W/Casting No. HFB64..... 8707	
	Pump Seal Kit..... 8705		1992-1991	
	1958		FORD 6-CYL. 6.6 L DIESEL ENG.; FORD 6-CYL. 7.8 L DIESEL ENG.	
	FORD V-8 272 ENG.; FORD V-8 292 ENG.; FORD V-8 302 ENG.; FORD V-8 332 ENG.; FORD V-8 401 ENG.; FORD V-8 477 ENG.; FORD V-8 534 ENG.		Pump Seal Kit; W/Eaton Model B Pump; ☆E..... 8702	
	Pump Seal Kit..... 8705		Pump Seal Kit; W/Eaton Model U Pump..... 8705	
			Stg. Gear Major Seal Kit; W/Ross Stg. Gear; W/Casting No. HF54; ☆J 8703	
			Ross Stg. Gear; W/Casting No. HF64..... 8704	
			Ross Stg. Gear; W/Casting No. HFB52..... 8706	
			Ross Stg. Gear; W/Casting No. HFB64..... 8707	
			1990	
			FORD 6-CYL. 6.6 L DIESEL ENG.	
			Pump Seal Kit; W/Eaton Model B Pump; ☆E..... 8702	
			Pump Seal Kit; W/Eaton Model U Pump..... 8705	
			Stg. Gear Major Seal Kit; W/Ross Stg. Gear; W/Casting No. HF54; ☆J 8703	
			Ross Stg. Gear; W/Casting No. HF64..... 8704	
			Ross Stg. Gear; W/Casting No. HFB52..... 8706	
			Ross Stg. Gear; W/Casting No. HFB64..... 8707	
			1989-1988	
			FORD 6-CYL. 6.6 L DIESEL ENG.	
			Pump Seal Kit; W/Eaton Model B Pump; ☆E..... 8702	
			Pump Seal Kit; W/Eaton Model U Pump..... 8705	
			Pump Seal Kit; W/TRW P.S. Pump..... 7898	
			Stg. Gear Major Seal Kit; W/Ross Stg. Gear; W/Casting No. HF54; ☆J 8703	

☆ See Pages A14 - A15 For Pump or Gear Identification.

Power Steering Repair Kits for Medium/Heavy-Duty Trucks and Buses

Application	Kit No.	Application	Kit No.
FORD - Continued		FORD - Continued	
CF7000 - Continued		CF8000 - Continued	
1989-1988 - Continued		1987 - Continued	
FORD 6-CYL. 6.6 L DIESEL ENG. - Continued		FORD 6-CYL. 7.8 L DIESEL ENG. - Continued	
Ross Stg. Gear; W/Casting No. HF64.....	8704	Ross Stg. Gear; W/Casting No. HFB52.....	8706
Ross Stg. Gear; W/Casting No. HFB52.....	8706	Ross Stg. Gear; W/Casting No. HFB64.....	8707
Ross Stg. Gear; W/Casting No. HFB64.....	8707		
1987-1986		CFT8000	
FORD 6-CYL. 6.6 L DIESEL ENG.		1995-1994	
Pump Complete Rebuilding Kit; W/Separate Brake Booster Pump.....	7910	CUMMINS B SERIES 5.9 L DIESEL ENG.; CUMMINS C SERIES 8.3 L DIESEL ENG.	
Pump Seal Kit; W/Eaton Model B Pump; ☆E.....	8702	Pump Seal Kit; W/Eaton Model B Pump; ☆E.....	8702
Pump Seal Kit; W/Eaton Model U Pump.....	8705	Pump Seal Kit; W/Eaton Model U Pump.....	8705
Pump Seal Kit; W/TRW P.S. Pump.....	7898	Stg. Gear Major Seal Kit; W/Ross Stg. Gear; W/Casting No. HF54; ☆J	8703
Pump Seal Kit; W/Separate Brake Booster Pump.....	7918	Ross Stg. Gear; W/Casting No. HF64.....	8704
Pump Drive Shaft Seal Kit; W/Separate Brake Booster Pump.....	8709	Ross Stg. Gear; W/Casting No. HFB52.....	8706
Stg. Gear Major Seal Kit; W/Ross Stg. Gear; W/Casting No. HF54; ☆J	8703	Ross Stg. Gear; W/Casting No. HFB64.....	8707
Ross Stg. Gear; W/Casting No. HF64.....	8704		
Ross Stg. Gear; W/Casting No. HFB52.....	8706		
Ross Stg. Gear; W/Casting No. HFB64.....	8707		
CF8000		1993	
1995-1994		CUMMINS B SERIES 5.9 L DIESEL ENG.; CUMMINS C SERIES 8.3 L DIESEL ENG.; FORD 6-CYL. 6.6 L DIESEL ENG.; FORD 6-CYL. 7.8 L DIESEL ENG.	
Pump Seal Kit; W/Eaton Model B Pump; ☆E.....	8702	Pump Seal Kit; W/Eaton Model B Pump; ☆E.....	8702
Pump Seal Kit; W/Eaton Model U Pump.....	8705	Pump Seal Kit; W/Eaton Model U Pump.....	8705
Stg. Gear Major Seal Kit; W/Ross Stg. Gear; W/Casting No. HF54; ☆J	8703	Stg. Gear Major Seal Kit; W/Ross Stg. Gear; W/Casting No. HF54; ☆J	8703
Ross Stg. Gear; W/Casting No. HF64.....	8704	Ross Stg. Gear; W/Casting No. HF64.....	8704
Ross Stg. Gear; W/Casting No. HFB52.....	8706	Ross Stg. Gear; W/Casting No. HFB52.....	8706
Ross Stg. Gear; W/Casting No. HFB64.....	8707	Ross Stg. Gear; W/Casting No. HFB64.....	8707
1993		1992-1991	
CUMMINS B SERIES 5.9 L DIESEL ENG.; CUMMINS C SERIES 8.3 L DIESEL ENG.; FORD 6-CYL. 6.6 L DIESEL ENG.; FORD 6-CYL. 7.8 L DIESEL ENG.		FORD 6-CYL. 6.6 L DIESEL ENG.; FORD 6-CYL. 7.8 L DIESEL ENG.	
Pump Seal Kit; W/Eaton Model B Pump; ☆E.....	8702	Pump Seal Kit; W/Eaton Model B Pump; ☆E.....	8702
Pump Seal Kit; W/Eaton Model U Pump.....	8705	Pump Seal Kit; W/Eaton Model U Pump.....	8705
Stg. Gear Major Seal Kit; W/Ross Stg. Gear; W/Casting No. HF54; ☆J	8703	Stg. Gear Major Seal Kit; W/Ross Stg. Gear; W/Casting No. HF54; ☆J	8703
Ross Stg. Gear; W/Casting No. HF64.....	8704	Ross Stg. Gear; W/Casting No. HF64.....	8704
Ross Stg. Gear; W/Casting No. HFB52.....	8706	Ross Stg. Gear; W/Casting No. HFB52.....	8706
Ross Stg. Gear; W/Casting No. HFB64.....	8707	Ross Stg. Gear; W/Casting No. HFB64.....	8707
1992-1991		1990	
FORD 6-CYL. 6.6 L DIESEL ENG.; FORD 6-CYL. 7.8 L DIESEL ENG.		FORD 6-CYL. 7.8 L DIESEL ENG.	
Pump Seal Kit; W/Eaton Model B Pump; ☆E.....	8702	Pump Seal Kit; W/Eaton Model B Pump; ☆E.....	8702
Pump Seal Kit; W/Eaton Model U Pump.....	8705	Pump Seal Kit; W/Eaton Model U Pump.....	8705
Stg. Gear Major Seal Kit; W/Ross Stg. Gear; W/Casting No. HF54; ☆J	8703	Stg. Gear Major Seal Kit; W/Ross Stg. Gear; W/Casting No. HF54; ☆J	8703
Ross Stg. Gear; W/Casting No. HF64.....	8704	Ross Stg. Gear; W/Casting No. HF64.....	8704
Ross Stg. Gear; W/Casting No. HFB52.....	8706	Ross Stg. Gear; W/Casting No. HFB52.....	8706
Ross Stg. Gear; W/Casting No. HFB64.....	8707	Ross Stg. Gear; W/Casting No. HFB64.....	8707
1992-1991		1989-1988	
FORD 6-CYL. 6.6 L DIESEL ENG.; FORD 6-CYL. 7.8 L DIESEL ENG.		FORD 6-CYL. 7.8 L DIESEL ENG.	
Pump Seal Kit; W/Eaton Model B Pump; ☆E.....	8702	Pump Seal Kit; W/Eaton Model B Pump; ☆E.....	8702
Pump Seal Kit; W/Eaton Model U Pump.....	8705	Pump Seal Kit; W/Eaton Model U Pump.....	8705
Stg. Gear Major Seal Kit; W/Ross Stg. Gear; W/Casting No. HF54; ☆J	8703	Stg. Gear Major Seal Kit; W/Ross Stg. Gear; W/Casting No. HF54; ☆J	8703
Ross Stg. Gear; W/Casting No. HF64.....	8704	Ross Stg. Gear; W/Casting No. HF64.....	8704
Ross Stg. Gear; W/Casting No. HFB52.....	8706	Ross Stg. Gear; W/Casting No. HFB52.....	8706
Ross Stg. Gear; W/Casting No. HFB64.....	8707	Ross Stg. Gear; W/Casting No. HFB64.....	8707
1990		1987	
FORD 6-CYL. 7.8 L DIESEL ENG.		FORD 6-CYL. 7.8 L DIESEL ENG.	
Pump Seal Kit; W/Eaton Model B Pump; ☆E.....	8702	Pump Complete Rebuilding Kit; W/Separate Brake Booster Pump.....	7910
Pump Seal Kit; W/Eaton Model U Pump.....	8705	Pump Seal Kit; W/Eaton Model B Pump; ☆E.....	8702
Stg. Gear Major Seal Kit; W/Ross Stg. Gear; W/Casting No. HF54; ☆J	8703	Pump Seal Kit; W/Eaton Model U Pump.....	8705
Ross Stg. Gear; W/Casting No. HF64.....	8704	Pump Seal Kit; W/TRW P.S. Pump.....	7898
Ross Stg. Gear; W/Casting No. HFB52.....	8706	Pump Seal Kit; W/Separate Brake Booster Pump.....	7918
Ross Stg. Gear; W/Casting No. HFB64.....	8707	Pump Drive Shaft Seal Kit; W/Separate Brake Booster Pump.....	8709
		Stg. Gear Major Seal Kit; W/Ross Stg. Gear; W/Casting No. HF54; ☆J	8703
		Ross Stg. Gear; W/Casting No. HF64.....	8704
		Ross Stg. Gear; W/Casting No. HFB52.....	8706
		Ross Stg. Gear; W/Casting No. HFB64.....	8707
1989-1988		CL9000	
FORD 6-CYL. 7.8 L DIESEL ENG.		1991	
Pump Seal Kit; W/Eaton Model B Pump; ☆E.....	8702	CATERPILLAR 3406 DIESEL ENG.; CUMMINS L10 DIESEL ENG.; CUMMINS N14 DIESEL ENG.	
Pump Seal Kit; W/Eaton Model U Pump.....	8705	Pump Seal Kit; W/Eaton Model B Pump; ☆E.....	8702
Pump Seal Kit; W/TRW P.S. Pump.....	7898	Pump Seal Kit; W/Eaton Model U Pump.....	8705
Stg. Gear Major Seal Kit; W/Ross Stg. Gear; W/Casting No. HF54; ☆J	8703	Stg. Gear Major Seal Kit; W/Ross Stg. Gear; W/Casting No. HF54; ☆J	8703
Ross Stg. Gear; W/Casting No. HF64.....	8704	Ross Stg. Gear; W/Casting No. HF64.....	8704
Ross Stg. Gear; W/Casting No. HFB52.....	8706	Ross Stg. Gear; W/Casting No. HFB52.....	8706
Ross Stg. Gear; W/Casting No. HFB64.....	8707	Ross Stg. Gear; W/Casting No. HFB64.....	8707
1987		1991	
FORD 6-CYL. 7.8 L DIESEL ENG.		CATERPILLAR 3406 DIESEL ENG.; CUMMINS L10 DIESEL ENG.; CUMMINS N14 DIESEL ENG.	
Pump Complete Rebuilding Kit; W/Separate Brake Booster Pump.....	7910	Pump Seal Kit; W/Eaton Model B Pump; ☆E.....	8702
Pump Seal Kit; W/Eaton Model B Pump; ☆E.....	8702	Pump Seal Kit; W/Eaton Model U Pump.....	8705
Pump Seal Kit; W/Eaton Model U Pump.....	8705	Stg. Gear Major Seal Kit; W/Ross Stg. Gear; W/Casting No. HF54; ☆J	8703
Pump Seal Kit; W/TRW P.S. Pump.....	7898	Ross Stg. Gear; W/Casting No. HF64.....	8704
Pump Seal Kit; W/Separate Brake Booster Pump.....	7918	Ross Stg. Gear; W/Casting No. HFB52.....	8706
Pump Drive Shaft Seal Kit; W/Separate Brake Booster Pump.....	8709	Ross Stg. Gear; W/Casting No. HFB64.....	8707
Stg. Gear Major Seal Kit; W/Ross Stg. Gear; W/Casting No. HF54; ☆J	8703		
Ross Stg. Gear; W/Casting No. HF64.....	8704		
Ross Stg. Gear; W/Casting No. HFB52.....	8706		
Ross Stg. Gear; W/Casting No. HFB64.....	8707		

SYSTEM PUMP & GEAR IDENT.

SYSTEM & COMPONENT IDENT.

PASS. CARS

LIGHT TRUCKS

MEDIUM/HEAVY TRUCKS

BUSES

HOSE NUMERICAL

REPAIR KITS

KIT NUMERICAL

ILLUSTRATIONS

☆ See Pages A14 - A15 For Pump or Gear Identification.

Power Steering Repair Kits for Medium/Heavy-Duty Trucks and Buses

Application	Kit No.	Application	Kit No.
FORD - Continued		FORD - Continued	
CLT9000 - Continued		CT800 - Continued	
1982		1983 - Continued	
CATERPILLAR 3406 DIESEL ENG.; CUMMINS KT DIESEL ENG.; CUMMINS 6-CYL. 14.0 L DIESEL ENG.; DETROIT DIESEL 6V-92 DIESEL ENG.; DETROIT DIESEL 8V-71 DIESEL ENG.; DETROIT DIESEL 8V-92 DIESEL ENG.		DETROIT DIESEL V-8 8.2 L DIESEL ENG. - Continued	
Pump Seal Kit; W/Eaton Model B Pump; ☆E.....	8702	Pump Seal Kit; W/Eaton Model U Pump.....	8705
Pump Seal Kit; W/Eaton Model U Pump.....	8705	Pump Seal Kit; W/TRW P.S. Pump.....	7898
Pump Seal Kit; W/TRW P.S. Pump.....	7898	Stg. Gear Major Seal Kit; W/Ross Stg. Gear; W/Casting No. HF54; ☆J	8703
Stg. Gear Major Seal Kit; W/Ross Stg. Gear; W/Casting No. HF54; ☆J	8703	Ross Stg. Gear; W/Casting No. HF64.....	8704
Ross Stg. Gear; W/Casting No. HF64.....	8704	Ross Stg. Gear; W/Casting No. HFB52.....	8706
Ross Stg. Gear; W/Casting No. HFB52.....	8706	Ross Stg. Gear; W/Casting No. HFB64.....	8707
Ross Stg. Gear; W/Casting No. HFB64.....	8707		
1981		1982	
CATERPILLAR 3406 DIESEL ENG.; CUMMINS 6-CYL. 14.0 L DIESEL ENG.; DETROIT DIESEL 6V-92 DIESEL ENG.; DETROIT DIESEL 8V-71 DIESEL ENG.; DETROIT DIESEL 8V-92 DIESEL ENG.		DETROIT DIESEL V-8 8.2 L DIESEL ENG.; FORD V-8 6.1 L ENG.; FORD V-8 7.0 L ENG.	
Pump Seal Kit; W/Eaton Model B Pump; ☆E.....	8702	Pump Seal Kit; W/Eaton Model B Pump; ☆E.....	8702
Pump Seal Kit; W/Eaton Model U Pump.....	8705	Pump Seal Kit; W/Eaton Model U Pump.....	8705
Pump Seal Kit; W/TRW P.S. Pump.....	7898	Pump Seal Kit; W/TRW P.S. Pump.....	7898
Stg. Gear Major Seal Kit; W/Ross Stg. Gear; W/Casting No. HF54; ☆J	8703	Stg. Gear Major Seal Kit; W/Ross Stg. Gear; W/Casting No. HF54; ☆J	8703
Ross Stg. Gear; W/Casting No. HF64.....	8704	Ross Stg. Gear; W/Casting No. HF64.....	8704
Ross Stg. Gear; W/Casting No. HFB52.....	8706	Ross Stg. Gear; W/Casting No. HFB52.....	8706
Ross Stg. Gear; W/Casting No. HFB64.....	8707	Ross Stg. Gear; W/Casting No. HFB64.....	8707
1980		1981	
CATERPILLAR 3406 DIESEL ENG.; CUMMINS 6-CYL. 14.0 L DIESEL ENG.; DETROIT DIESEL 6V-92 DIESEL ENG.; DETROIT DIESEL 8V-71 DIESEL ENG.; DETROIT DIESEL 8V-92 DIESEL ENG.		DETROIT DIESEL V-8 8.2 L DIESEL ENG.	
Pump Seal Kit; W/Eaton Model B Pump; ☆E.....	8702	Pump Seal Kit; W/Eaton Model B Pump; ☆E.....	8702
Pump Seal Kit; W/Eaton Model U Pump.....	8705	Pump Seal Kit; W/Eaton Model U Pump.....	8705
Stg. Gear Major Seal Kit; W/Ross Stg. Gear; W/Casting No. HF54; ☆J	8703	Pump Seal Kit; W/TRW P.S. Pump.....	7898
Ross Stg. Gear; W/Casting No. HF64.....	8704	Stg. Gear Major Seal Kit; W/Ross Stg. Gear; W/Casting No. HF54; ☆J	8703
Ross Stg. Gear; W/Casting No. HFB52.....	8706	Ross Stg. Gear; W/Casting No. HF64.....	8704
Ross Stg. Gear; W/Casting No. HFB64.....	8707	Ross Stg. Gear; W/Casting No. HFB52.....	8706
1979		1980	
CATERPILLAR 3406 DIESEL ENG.; CUMMINS 6-CYL. 14.0 L DIESEL ENG.; CUMMINS 6-CYL. 18.8 L DIESEL ENG.; DETROIT DIESEL 6V-92 DIESEL ENG.; DETROIT DIESEL 8V-71 DIESEL ENG.; DETROIT DIESEL 8V-71N DIESEL ENG.; DETROIT DIESEL 8V-71T DIESEL ENG.; DETROIT DIESEL 8V-92 DIESEL ENG.		DETROIT DIESEL V-8 8.2 L DIESEL ENG.; FORD V-8 6.1 L ENG.; FORD V-8 7.0 L ENG.	
Pump Seal Kit; W/Eaton Model B Pump; ☆E.....	8702	Pump Seal Kit; W/Eaton Model B Pump; ☆E.....	8702
Pump Seal Kit; W/Eaton Model U Pump.....	8705	Pump Seal Kit; W/Eaton Model U Pump.....	8705
Pump Seal Kit; W/TRW P.S. Pump.....	7898	Stg. Gear Major Seal Kit; W/Ross Stg. Gear; W/Casting No. HF54; ☆J	8703
Stg. Gear Major Seal Kit; W/Ross Stg. Gear; W/Casting No. HF54; ☆J	8703	Ross Stg. Gear; W/Casting No. HF64.....	8704
Ross Stg. Gear; W/Casting No. HF64.....	8704	Ross Stg. Gear; W/Casting No. HFB52.....	8706
Ross Stg. Gear; W/Casting No. HFB52.....	8706	Ross Stg. Gear; W/Casting No. HFB64.....	8707
Ross Stg. Gear; W/Casting No. HFB64.....	8707		
CT700		1979	
1978-1971		FORD V-8 370 ENG.; FORD V-8 429 ENG.	
FORD V-8 330 ENG.; FORD V-8 359 ENG.; FORD V-8 361 ENG.; FORD V-8 389 ENG.; FORD V-8 391 ENG.		Pump Seal Kit.....	8705
Pump Seal Kit.....	8705	Stg. Gear Major Seal Kit; W/Ross Stg. Gear; W/Casting No. HF54; ☆J	8703
Stg. Gear Major Seal Kit; W/Ross Stg. Gear; W/Casting No. HF54; ☆J	8703	Ross Stg. Gear; W/Casting No. HF64.....	8704
Ross Stg. Gear; W/Casting No. HF64.....	8704	Ross Stg. Gear; W/Casting No. HFB52.....	8706
Ross Stg. Gear; W/Casting No. HFB52.....	8706	Ross Stg. Gear; W/Casting No. HFB64.....	8707
Ross Stg. Gear; W/Casting No. HFB64.....	8707		
CT750		1978-1973	
1978-1971		FORD V-8 330 ENG.; FORD V-8 359 ENG.; FORD V-8 361 ENG.; FORD V-8 389 ENG.; FORD V-8 391 ENG.	
FORD V-8 330 ENG.; FORD V-8 359 ENG.; FORD V-8 361 ENG.; FORD V-8 389 ENG.; FORD V-8 391 ENG.		Pump Seal Kit.....	8705
Pump Seal Kit.....	8705	Stg. Gear Major Seal Kit; W/Ross Stg. Gear; W/Casting No. HF54; ☆J	8703
Stg. Gear Major Seal Kit; W/Ross Stg. Gear; W/Casting No. HF54; ☆J	8703	Ross Stg. Gear; W/Casting No. HF64.....	8704
Ross Stg. Gear; W/Casting No. HF64.....	8704	Ross Stg. Gear; W/Casting No. HFB52.....	8706
Ross Stg. Gear; W/Casting No. HFB52.....	8706	Ross Stg. Gear; W/Casting No. HFB64.....	8707
Ross Stg. Gear; W/Casting No. HFB64.....	8707		
CT800		1972	
1983		FORD V-8 330 ENG.; FORD V-8 359 ENG.; FORD V-8 361 ENG.; FORD V-8 389 ENG.; FORD V-8 391 ENG.	
DETROIT DIESEL V-8 8.2 L DIESEL ENG.		Pump Seal Kit; W/Eaton Model B Pump; ☆E.....	8702
Pump Seal Kit; W/Eaton Model B Pump; ☆E.....	8702	Pump Seal Kit; W/Eaton Model U Pump.....	8705
		Pump Seal Kit; W/TRW P.S. Pump.....	7898
		Stg. Gear Major Seal Kit; W/Ross Stg. Gear; W/Casting No. HF54; ☆J	8703
		Ross Stg. Gear; W/Casting No. HF64.....	8704
		Ross Stg. Gear; W/Casting No. HFB52.....	8706
		Ross Stg. Gear; W/Casting No. HFB64.....	8707
		1971	
		FORD V-8 330 ENG.; FORD V-8 359 ENG.; FORD V-8 361 ENG.; FORD V-8 389 ENG.; FORD V-8 391 ENG.	
		Pump Seal Kit.....	8705
		Stg. Gear Major Seal Kit; W/Ross Stg. Gear; W/Casting No. HF54; ☆J	8703
		Ross Stg. Gear; W/Casting No. HF64.....	8704
		Ross Stg. Gear; W/Casting No. HFB52.....	8706
		Ross Stg. Gear; W/Casting No. HFB64.....	8707

☆ See Pages A14 - A15 For Pump or Gear Identification.

SYSTEM
PUMP &
GEAR
IDENT.

SYSTEM &
COM-
PONENT
IDENT.

PASS.
CARS

LIGHT
TRUCKS

MEDIUM/
HEAVY
TRUCKS

BUSES

HOSE
NUMER-
ICAL

REPAIR
KITS

KIT
NUMER-
ICAL

ILLUSTRATIONS

Power Steering Repair Kits for Medium/Heavy-Duty Trucks and Buses

	Application	Kit No.	Application	Kit No.
SYSTEM PUMP & GEAR IDENT.	FORD - Continued		FORD - Continued	
	CT850		CT950 - Continued	
	1979		1976-1972 - Continued	
	FORD V-8 401 ENG.; FORD V-8 475 ENG.; FORD V-8 477 ENG.; FORD V-8 534 ENG.		FORD V-8 401 ENG.; FORD V-8 475 ENG.; FORD V-8 477 ENG.; FORD V-8 534 ENG. - Continued	
	Pump Seal Kit; W/Eaton Model B Pump; ☆E.....	8702	Ross Stg. Gear; W/Casting No. HFB64.....	8707
	Pump Seal Kit; W/Eaton Model U Pump.....	8705		
	Pump Seal Kit; W/TRW P.S. Pump.....	7898		
	Stg. Gear Major Seal Kit; W/Ross Stg. Gear; W/Casting No. HF54; ☆J	8703	1971	
	Ross Stg. Gear; W/Casting No. HF64.....	8704	FORD V-8 401 ENG.; FORD V-8 475 ENG.; FORD V-8 477 ENG.; FORD V-8 534 ENG.	
	Ross Stg. Gear; W/Casting No. HFB52.....	8706	Stg. Gear Major Seal Kit; W/Ross Stg. Gear; W/Casting No. HF54; ☆J	8703
	Ross Stg. Gear; W/Casting No. HFB64.....	8707	Ross Stg. Gear; W/Casting No. HF64.....	8704
			Ross Stg. Gear; W/Casting No. HFB52.....	8706
			Ross Stg. Gear; W/Casting No. HFB64.....	8707
	1978-1977			
	FORD V-8 401 ENG.; FORD V-8 475 ENG.; FORD V-8 477 ENG.; FORD V-8 534 ENG.		CT8000	
	Stg. Gear Major Seal Kit; W/Ross Stg. Gear; W/Casting No. HF54; ☆J	8703	1990	
	Ross Stg. Gear; W/Casting No. HF64.....	8704	CATERPILLAR 3208 DIESEL ENG.	
	Ross Stg. Gear; W/Casting No. HFB52.....	8706	Pump Seal Kit; W/Eaton Model B Pump; ☆E.....	8702
	Ross Stg. Gear; W/Casting No. HFB64.....	8707	Pump Seal Kit; W/Eaton Model U Pump.....	8705
			Stg. Gear Major Seal Kit; W/Ross Stg. Gear; W/Casting No. HF54; ☆J	8703
			Ross Stg. Gear; W/Casting No. HF64.....	8704
			Ross Stg. Gear; W/Casting No. HFB52.....	8706
			Ross Stg. Gear; W/Casting No. HFB64.....	8707
	1976-1972			
	FORD V-8 401 ENG.; FORD V-8 475 ENG.; FORD V-8 477 ENG.; FORD V-8 534 ENG.		1989-1988	
	Pump Seal Kit; W/Eaton Model B Pump; ☆E.....	8702	CATERPILLAR 3208 DIESEL ENG.	
	Pump Seal Kit; W/Eaton Model U Pump.....	8705	Pump Seal Kit; W/Eaton Model B Pump; ☆E.....	8702
	Pump Seal Kit; W/TRW P.S. Pump.....	7898	Pump Seal Kit; W/Eaton Model U Pump.....	8705
	Stg. Gear Major Seal Kit; W/Ross Stg. Gear; W/Casting No. HF54; ☆J	8703	Pump Seal Kit; W/TRW P.S. Pump.....	7898
	Ross Stg. Gear; W/Casting No. HF64.....	8704	Pump Seal Kit; W/Separate Brake Booster Pump.....	7918
	Ross Stg. Gear; W/Casting No. HFB52.....	8706	Pump Drive Shaft Seal Kit; W/Separate Brake Booster Pump.....	8709
	Ross Stg. Gear; W/Casting No. HFB64.....	8707	Stg. Gear Major Seal Kit; W/Ross Stg. Gear; W/Casting No. HF54; ☆J	8703
			Ross Stg. Gear; W/Casting No. HF64.....	8704
			Ross Stg. Gear; W/Casting No. HFB52.....	8706
			Ross Stg. Gear; W/Casting No. HFB64.....	8707
	1971			
	FORD V-8 401 ENG.; FORD V-8 475 ENG.; FORD V-8 477 ENG.; FORD V-8 534 ENG.		1987-1985	
	Pump Seal Kit.....	8705	CATERPILLAR 3208 DIESEL ENG.	
	Stg. Gear Major Seal Kit; W/Ross Stg. Gear; W/Casting No. HF54; ☆J	8703	Pump Complete Rebuilding Kit; W/Separate Brake Booster Pump.....	7910
	Ross Stg. Gear; W/Casting No. HF64.....	8704	Pump Seal Kit; W/Eaton Model B Pump; ☆E.....	8702
	Ross Stg. Gear; W/Casting No. HFB52.....	8706	Pump Seal Kit; W/Eaton Model U Pump.....	8705
	Ross Stg. Gear; W/Casting No. HFB64.....	8707	Pump Seal Kit; W/TRW P.S. Pump.....	7898
			Pump Seal Kit; W/Separate Brake Booster Pump.....	7918
			Pump Drive Shaft Seal Kit; W/Separate Brake Booster Pump.....	8709
			Stg. Gear Major Seal Kit; W/Ross Stg. Gear; W/Casting No. HF54; ☆J	8703
			Ross Stg. Gear; W/Casting No. HF64.....	8704
			Ross Stg. Gear; W/Casting No. HFB52.....	8706
			Ross Stg. Gear; W/Casting No. HFB64.....	8707
			1984	
			CATERPILLAR 3208 DIESEL ENG.	
			Pump Complete Rebuilding Kit; W/Separate Brake Booster Pump.....	7910
			Pump Seal Kit; W/Eaton Model B Pump; ☆E.....	8702
			Pump Seal Kit; W/Eaton Model U Pump.....	8705
			Pump Seal Kit; W/TRW P.S. Pump.....	7898
			Pump Seal Kit; W/Separate Brake Booster Pump.....	7918
			Pump Drive Shaft Seal Kit; W/Separate Brake Booster Pump.....	8709
			Stg. Gear Major Seal Kit; W/Ross Stg. Gear; W/Casting No. HF54; ☆J	8703
			Ross Stg. Gear; W/Casting No. HF64.....	8704
			Ross Stg. Gear; W/Casting No. HFB52.....	8706
			Ross Stg. Gear; W/Casting No. HFB64.....	8707
			Stg. Gear Major Seal Kit; W/Casting No. HFB52.....	8706
			Stg. Gear Major Seal Kit; W/Casting No. HFB64.....	8707
			1983	
			CATERPILLAR 3208 DIESEL ENG.	
			Pump Seal Kit; W/Eaton Model B Pump; ☆E.....	8702
			Stg. Gear Major Seal Kit; W/Ross Stg. Gear; W/Casting No. HF54; ☆J	8703
			Ross Stg. Gear; W/Casting No. HF64.....	8704
			Ross Stg. Gear; W/Casting No. HFB52.....	8706
			Ross Stg. Gear; W/Casting No. HFB64.....	8707
			1982-1981	
			CATERPILLAR 3208 DIESEL ENG.	
			Pump Seal Kit; W/Eaton Model B Pump; ☆E.....	8702
			Pump Seal Kit; W/Eaton Model U Pump.....	8705
			Pump Seal Kit; W/TRW P.S. Pump.....	7898
			Stg. Gear Major Seal Kit; W/Ross Stg. Gear; W/Casting No. HF54; ☆J	8703
			Ross Stg. Gear; W/Casting No. HF64.....	8704
			Ross Stg. Gear; W/Casting No. HFB52.....	8706
			Ross Stg. Gear; W/Casting No. HFB64.....	8707

☆ See Pages A14 - A15 For Pump or Gear Identification.

Power Steering Repair Kits for Medium/Heavy-Duty Trucks and Buses

Application	Kit No.	Application	Kit No.
FORD - Continued		FORD - Continued	
CT8000 - Continued		F500 - Continued	
1980		1979 - Continued	
CATERPILLAR 3208 DIESEL ENG.		FORD 6-CYL. 240 ENG.; FORD 6-CYL. 300 ENG. - Continued	
Pump Seal Kit; W/Eaton Model B Pump; ☆E.....	8702	Ross Stg. Gear; W/Casting No. HF64.....	8704
Pump Seal Kit; W/Eaton Model U Pump.....	8705	Ross Stg. Gear; W/Casting No. HFB52.....	8706
Stg. Gear Major Seal Kit; W/Ross Stg. Gear; W/Casting No. HF54; ☆J.....	8703	Ross Stg. Gear; W/Casting No. HFB64.....	8707
Ross Stg. Gear; W/Casting No. HF64.....	8704		
Ross Stg. Gear; W/Casting No. HFB52.....	8706		
Ross Stg. Gear; W/Casting No. HFB64.....	8707		
1979-1977		1978-1973	
CATERPILLAR 3208 DIESEL ENG.		FORD 6-CYL. 240 ENG.; FORD 6-CYL. 300 ENG.	
Pump Seal Kit; W/Eaton Model B Pump; ☆E.....	8702	Pump Seal Kit.....	7168
Stg. Gear Major Seal Kit; W/Ross Stg. Gear; W/Casting No. HF54; ☆J.....	8703	Pump Drive Shaft Seal Kit.....	8713
Ross Stg. Gear; W/Casting No. HF64.....	8704	Stg. Gear Major Seal Kit; W/Ross Stg. Gear; W/Casting No. HF54; ☆J.....	8703
Ross Stg. Gear; W/Casting No. HFB52.....	8706	Ross Stg. Gear; W/Casting No. HF64.....	8704
Ross Stg. Gear; W/Casting No. HFB64.....	8707	Ross Stg. Gear; W/Casting No. HFB52.....	8706
		Ross Stg. Gear; W/Casting No. HFB64.....	8707
1976		FORD V-8 330 ENG.; FORD V-8 359 ENG.; FORD V-8 361 ENG.; FORD V-8 389 ENG.; FORD V-8 391 ENG.	
CATERPILLAR 3208 DIESEL ENG.		Pump Seal Kit.....	8705
Pump Seal Kit; W/Eaton Model B Pump; ☆E.....	8702	Stg. Gear Major Seal Kit; W/Ross Stg. Gear; W/Casting No. HF54; ☆J.....	8703
Pump Seal Kit; W/Eaton Model U Pump.....	8705	Ross Stg. Gear; W/Casting No. HF64.....	8704
Pump Seal Kit; W/TRW P.S. Pump.....	7898	Ross Stg. Gear; W/Casting No. HFB52.....	8706
Stg. Gear Major Seal Kit; W/Ross Stg. Gear; W/Casting No. HF54; ☆J.....	8703	Ross Stg. Gear; W/Casting No. HFB64.....	8707
Ross Stg. Gear; W/Casting No. HF64.....	8704		
Ross Stg. Gear; W/Casting No. HFB52.....	8706		
Ross Stg. Gear; W/Casting No. HFB64.....	8707		
1975		1972-1971	
CATERPILLAR 3208 DIESEL ENG.; CATERPILLAR V150 DIESEL ENG.; CATERPILLAR V175 DIESEL ENG.; CATERPILLAR V190 DIESEL ENG.; CATERPILLAR V290 DIESEL ENG.		FORD 6-CYL. 240 ENG.; FORD 6-CYL. 300 ENG.	
Pump Seal Kit; W/Eaton Model B Pump; ☆E.....	8702	Pump Seal Kit.....	7168
Pump Seal Kit; W/Eaton Model U Pump.....	8705	Pump Drive Shaft Seal Kit.....	8713
Pump Seal Kit; W/TRW P.S. Pump.....	7898	Stg. Gear Major Seal Kit.....	8703
Stg. Gear Major Seal Kit; W/Ross Stg. Gear; W/Casting No. HF54; ☆J.....	8703		
Ross Stg. Gear; W/Casting No. HF64.....	8704		
Ross Stg. Gear; W/Casting No. HFB52.....	8706		
Ross Stg. Gear; W/Casting No. HFB64.....	8707		
1974-1972		FORD V-8 330 ENG.; FORD V-8 359 ENG.; FORD V-8 361 ENG.; FORD V-8 389 ENG.; FORD V-8 391 ENG.	
CATERPILLAR V150 DIESEL ENG.; CATERPILLAR V175 DIESEL ENG.; CATERPILLAR V190 DIESEL ENG.; CATERPILLAR V290 DIESEL ENG.		Pump Seal Kit.....	8705
Pump Seal Kit; W/Eaton Model B Pump; ☆E.....	8702	Stg. Gear Major Seal Kit.....	8703
Pump Seal Kit; W/Eaton Model U Pump.....	8705		
Pump Seal Kit; W/TRW P.S. Pump.....	7898		
Stg. Gear Major Seal Kit; W/Ross Stg. Gear; W/Casting No. HF54; ☆J.....	8703		
Ross Stg. Gear; W/Casting No. HF64.....	8704		
Ross Stg. Gear; W/Casting No. HFB52.....	8706		
Ross Stg. Gear; W/Casting No. HFB64.....	8707		
1971		F600	
CATERPILLAR V150 DIESEL ENG.; CATERPILLAR V175 DIESEL ENG.; CATERPILLAR V190 DIESEL ENG.; CATERPILLAR V290 DIESEL ENG.		1994	
Stg. Gear Major Seal Kit; W/Ross Stg. Gear; W/Casting No. HF54; ☆J.....	8703	CUMMINS B SERIES 5.9 L DIESEL ENG.; CUMMINS C SERIES 8.3 L DIESEL ENG.; FORD V-8 7.0 L ENG.	
Ross Stg. Gear; W/Casting No. HF64.....	8704	Pump Complete Rebuilding Kit; W/Separate Brake Booster Pump.....	7910
Ross Stg. Gear; W/Casting No. HFB52.....	8706	Pump Seal Kit; W/Eaton Model B Pump; ☆E.....	8702
Ross Stg. Gear; W/Casting No. HFB64.....	8707	Pump Seal Kit; W/Eaton Model U Pump.....	8705
		Pump Seal Kit; W/Separate Brake Booster Pump.....	7918
		Pump Seal Kit; W/Eaton Model B Pump; ☆E.....	8702
		Pump Drive Shaft Seal Kit; W/Separate Brake Booster Pump.....	8709
		Stg. Gear Major Seal Kit; W/Ross Stg. Gear; W/Casting No. HF54; ☆J.....	8703
		Ross Stg. Gear; W/Casting No. HF64.....	8704
		Ross Stg. Gear; W/Casting No. HFB52.....	8706
		Ross Stg. Gear; W/Casting No. HFB64.....	8707
E350		1993	
1989		CUMMINS B SERIES 5.9 L DIESEL ENG.; CUMMINS C SERIES 8.3 L DIESEL ENG.; FORD 6-CYL. 6.6 L DIESEL ENG.; FORD 6-CYL. 7.8 L DIESEL ENG.; FORD V-8 7.0 L ENG.	
FORD V-8 5.8 L ENG.; FORD V-8 7.5 L ENG.		Pump Complete Rebuilding Kit; W/Separate Brake Booster Pump.....	7910
Pump Complete Rebuilding Kit.....	7910	Pump Seal Kit; W/Eaton Model U Pump.....	8705
Pump Seal Kit.....	7918	Pump Seal Kit; W/Separate Brake Booster Pump.....	7918
Pump Drive Shaft Seal Kit.....	8709	Pump Seal Kit; W/Eaton Model B Pump; ☆E.....	8702
Stg. Gear Complete Rebuilding Kit.....	8540	Pump Drive Shaft Seal Kit; W/Separate Brake Booster Pump.....	8709
Stg. Gear Major Seal Kit.....	8532	Stg. Gear Major Seal Kit; W/Ross Stg. Gear; W/Casting No. HF54; ☆J.....	8703
Stg. Gear Input Shaft Seal Kit.....	8520	Ross Stg. Gear; W/Casting No. HF64.....	8704
Stg. Gear Complete Pitman Shaft Seal Kit.....	8769	Ross Stg. Gear; W/Casting No. HFB52.....	8706
Stg. Gear Lower Pitman Shaft Seal Kit.....	8531	Ross Stg. Gear; W/Casting No. HFB64.....	8707
F500		1992	
1979		CUMMINS B SERIES 5.9 L DIESEL ENG.; FORD 6-CYL. 6.6 L DIESEL ENG.; FORD 6-CYL. 7.8 L DIESEL ENG.; FORD V-8 7.0 L ENG.	
FORD 6-CYL. 240 ENG.; FORD 6-CYL. 300 ENG.		Pump Complete Rebuilding Kit; W/Separate Brake Booster Pump.....	7910
Pump Seal Kit.....	7168	Pump Seal Kit; W/Eaton Model U Pump.....	8705
Pump Drive Shaft Seal Kit.....	8713	Pump Seal Kit; W/Separate Brake Booster Pump.....	7918
Stg. Gear Major Seal Kit; W/Ross Stg. Gear; W/Casting No. HF54; ☆J.....	8703	Pump Seal Kit; W/Eaton Model B Pump; ☆E.....	8702
		Pump Drive Shaft Seal Kit; W/Separate Brake Booster Pump.....	8709
		Stg. Gear Major Seal Kit; W/Ross Stg. Gear; W/Casting No. HF54; ☆J.....	8703
		Ross Stg. Gear; W/Casting No. HF64.....	8704
		Ross Stg. Gear; W/Casting No. HFB52.....	8706
		Ross Stg. Gear; W/Casting No. HFB64.....	8707
1979		1991	
FORD 6-CYL. 240 ENG.; FORD 6-CYL. 300 ENG.		FORD 6-CYL. 6.6 L DIESEL ENG.; FORD 6-CYL. 7.8 L DIESEL ENG.; FORD V-8 6.1 L ENG.; FORD V-8 7.0 L ENG.	
Pump Seal Kit.....	7168	Pump Complete Rebuilding Kit; W/Separate Brake Booster Pump.....	7910
Pump Drive Shaft Seal Kit.....	8713	Pump Seal Kit; W/Eaton Model U Pump.....	8705
Stg. Gear Major Seal Kit; W/Ross Stg. Gear; W/Casting No. HF54; ☆J.....	8703		

☆ See Pages A14 - A15 For Pump or Gear Identification.

SYSTEM
PUMP &
GEAR
IDENT.

SYSTEM &
COM-
PONENT
IDENT.

PASS.
CARS

LIGHT
TRUCKS

MEDIUM/
HEAVY
TRUCKS

BUSES

HOSE
NUMER-
ICAL

REPAIR
KITS

KIT
NUMER-
ICAL

ILLUSTRATIONS

Power Steering Repair Kits for Medium/Heavy-Duty Trucks and Buses

	Application	Kit No.	Application	Kit No.	
SYSTEM PUMP & GEAR IDENT.	FORD - Continued		FORD - Continued		
	F600 - Continued		F600 - Continued		
	1991 - Continued		1986-1985 - Continued		
	FORD 6-CYL. 6.6 L DIESEL ENG.; FORD 6-CYL. 7.8 L DIESEL ENG.; FORD V-8 6.1 L ENG.; FORD V-8 7.0 L ENG. - Continued		DETROIT DIESEL V-8 8.2 L DIESEL ENG.; FORD V-8 6.1 L ENG. - Continued		
		Pump Seal Kit; W/Separate Brake Booster Pump.....	7918	Ross Stg. Gear; W/Casting No. HF64.....	8704
		Pump Seal Kit; W/Eaton Model B Pump; ☆E.....	8702	Ross Stg. Gear; W/Casting No. HFB52.....	8706
		Pump Drive Shaft Seal Kit; W/Separate Brake Booster Pump.....	8709	Ross Stg. Gear; W/Casting No. HFB64.....	8707
		Stg. Gear Major Seal Kit; W/Ross Stg. Gear; W/Casting No. HF54; ☆J	8703		
		Ross Stg. Gear; W/Casting No. HF64.....	8704		
		Ross Stg. Gear; W/Casting No. HFB52.....	8706		
	Ross Stg. Gear; W/Casting No. HFB64.....	8707			
SYSTEM & COMPONENT IDENT.	1990		1984		
	FORD 6-CYL. 6.6 L DIESEL ENG.; FORD V-8 6.1 L ENG.; FORD V-8 7.0 L ENG.		DETROIT DIESEL V-8 8.2 L DIESEL ENG.		
		Pump Complete Rebuilding Kit; W/Separate Brake Booster Pump.....	7910	Pump Complete Rebuilding Kit; W/Separate Brake Booster Pump.....	7910
		Pump Seal Kit; W/Separate Brake Booster Pump.....	7918	Pump Seal Kit; W/Eaton Model U Pump.....	8705
		Pump Seal Kit; W/Eaton Model B Pump; ☆E.....	8702	Pump Seal Kit; W/TRW P.S. Pump.....	7898
		Pump Drive Shaft Seal Kit; W/Separate Brake Booster Pump.....	8709	Pump Seal Kit; W/Separate Brake Booster Pump.....	7918
		Stg. Gear Major Seal Kit; W/Ross Stg. Gear; W/Casting No. HF54; ☆J	8703	Pump Seal Kit; W/Eaton Model B Pump; ☆E.....	8702
		Ross Stg. Gear; W/Casting No. HF64.....	8704	Pump Drive Shaft Seal Kit; W/Separate Brake Booster Pump.....	8709
		Ross Stg. Gear; W/Casting No. HFB52.....	8706	Stg. Gear Major Seal Kit; W/Ross Stg. Gear; W/Casting No. HF54; ☆J	8703
		Ross Stg. Gear; W/Casting No. HFB64.....	8707	Ross Stg. Gear; W/Casting No. HF64.....	8704
PASS. CARS	1989		FORD V-8 6.1 L ENG.		
	FORD 6-CYL. 6.6 L DIESEL ENG.; FORD V-8 6.1 L ENG.		Pump Complete Rebuilding Kit; W/Separate Brake Booster Pump.....		
		Pump Complete Rebuilding Kit; W/Separate Brake Booster Pump.....	7910	Pump Seal Kit; W/Eaton Model U Pump.....	8705
		Pump Seal Kit; W/Separate Brake Booster Pump.....	7918	Pump Seal Kit; W/TRW P.S. Pump.....	7898
		Pump Seal Kit; W/Eaton Model B Pump; ☆E.....	8702	Pump Seal Kit; W/Separate Brake Booster Pump.....	7918
		Pump Drive Shaft Seal Kit; W/Separate Brake Booster Pump.....	8709	Pump Seal Kit; W/Eaton Model B Pump; ☆E.....	8702
		Stg. Gear Major Seal Kit; W/Ross Stg. Gear; W/Casting No. HF54; ☆J	8703	Pump Drive Shaft Seal Kit; W/Separate Brake Booster Pump.....	8709
		Ross Stg. Gear; W/Casting No. HF64.....	8704	Stg. Gear Major Seal Kit; W/Ross Stg. Gear; W/Casting No. HF54; ☆J	8703
		Ross Stg. Gear; W/Casting No. HFB52.....	8706	Ross Stg. Gear; W/Casting No. HF64.....	8704
		Ross Stg. Gear; W/Casting No. HFB64.....	8707	Ross Stg. Gear; W/Casting No. HFB52.....	8706
LIGHT TRUCKS	1983-1981		DETROIT DIESEL V-8 8.2 L DIESEL ENG.; FORD V-8 6.1 L ENG.		
	FORD 6-CYL. 6.6 L DIESEL ENG.; FORD V-8 6.1 L ENG.		Pump Complete Rebuilding Kit; W/Separate Brake Booster Pump.....		
		Pump Complete Rebuilding Kit; W/Separate Brake Booster Pump.....	7910	Pump Seal Kit; W/Eaton Model U Pump.....	8705
		Pump Seal Kit; W/Separate Brake Booster Pump.....	7918	Pump Seal Kit; W/TRW P.S. Pump.....	7898
		Pump Seal Kit; W/Eaton Model U Pump.....	8705	Pump Seal Kit; W/Separate Brake Booster Pump.....	7918
		Pump Drive Shaft Seal Kit; W/Separate Brake Booster Pump.....	8709	Pump Seal Kit; W/Eaton Model B Pump; ☆E.....	8702
		Stg. Gear Major Seal Kit; W/Ross Stg. Gear; W/Casting No. HF54; ☆J	8703	Pump Drive Shaft Seal Kit; W/Separate Brake Booster Pump.....	8709
		Ross Stg. Gear; W/Casting No. HF64.....	8704	Stg. Gear Major Seal Kit; W/Ross Stg. Gear; W/Casting No. HF54; ☆J	8703
		Ross Stg. Gear; W/Casting No. HFB52.....	8706	Ross Stg. Gear; W/Casting No. HF64.....	8704
		Ross Stg. Gear; W/Casting No. HFB64.....	8707	Ross Stg. Gear; W/Casting No. HFB52.....	8706
MEDIUM/HEAVY TRUCKS	1980		1980		
	FORD V-8 7.0 L ENG.		DETROIT DIESEL V-8 8.2 L DIESEL ENG.; FORD V-8 6.1 L ENG.		
		Pump Complete Rebuilding Kit; W/Separate Brake Booster Pump.....	7910	Pump Complete Rebuilding Kit; W/Separate Brake Booster Pump.....	7910
		Pump Seal Kit; W/Separate Brake Booster Pump.....	7918	Pump Seal Kit; W/Eaton Model U Pump.....	8705
		Pump Seal Kit; W/Eaton Model U Pump.....	8705	Pump Seal Kit; W/TRW P.S. Pump.....	7898
		Pump Drive Shaft Seal Kit; W/Separate Brake Booster Pump.....	8709	Pump Seal Kit; W/Separate Brake Booster Pump.....	7918
		Stg. Gear Major Seal Kit; W/Ross Stg. Gear; W/Casting No. HF54; ☆J	8703	Pump Seal Kit; W/Eaton Model B Pump; ☆E.....	8702
		Ross Stg. Gear; W/Casting No. HF64.....	8704	Pump Drive Shaft Seal Kit; W/Separate Brake Booster Pump.....	8709
		Ross Stg. Gear; W/Casting No. HFB52.....	8706	Stg. Gear Major Seal Kit; W/Ross Stg. Gear; W/Casting No. HF54; ☆J	8703
		Ross Stg. Gear; W/Casting No. HFB64.....	8707	Ross Stg. Gear; W/Casting No. HF64.....	8704
BUSES	1988		1980		
	FORD 6-CYL. 6.6 L DIESEL ENG.; FORD V-8 6.1 L ENG.		DETROIT DIESEL V-8 8.2 L DIESEL ENG.; FORD V-8 6.1 L ENG.		
		Pump Complete Rebuilding Kit; W/Separate Brake Booster Pump.....	7910	Pump Complete Rebuilding Kit; W/Separate Brake Booster Pump.....	7910
		Pump Seal Kit; W/Separate Brake Booster Pump.....	7918	Pump Seal Kit; W/Eaton Model U Pump.....	8705
		Pump Seal Kit; W/Eaton Model B Pump; ☆E.....	8702	Pump Seal Kit; W/TRW P.S. Pump.....	7898
		Pump Drive Shaft Seal Kit; W/Separate Brake Booster Pump.....	8709	Pump Seal Kit; W/Separate Brake Booster Pump.....	7918
		Stg. Gear Major Seal Kit; W/Ross Stg. Gear; W/Casting No. HF54; ☆J	8703	Pump Seal Kit; W/Eaton Model B Pump; ☆E.....	8702
		Ross Stg. Gear; W/Casting No. HF64.....	8704	Pump Drive Shaft Seal Kit; W/Separate Brake Booster Pump.....	8709
		Ross Stg. Gear; W/Casting No. HFB52.....	8706	Stg. Gear Major Seal Kit; W/Ross Stg. Gear; W/Casting No. HF54; ☆J	8703
		Ross Stg. Gear; W/Casting No. HFB64.....	8707	Ross Stg. Gear; W/Casting No. HF64.....	8704
HOSE NUMERICAL	1987		1979		
	DETROIT DIESEL V-8 8.2 L DIESEL ENG.; FORD 6-CYL. 6.6 L DIESEL ENG.; FORD V-8 6.1 L ENG.		FORD 6-CYL. 240 ENG.; FORD 6-CYL. 300 ENG.		
		Pump Complete Rebuilding Kit; W/Separate Brake Booster Pump.....	7910	Pump Seal Kit.....	7168
		Pump Seal Kit; W/Separate Brake Booster Pump.....	7918	Pump Drive Shaft Seal Kit.....	8713
		Pump Seal Kit; W/Eaton Model B Pump; ☆E.....	8702	Stg. Gear Major Seal Kit; W/Ross Stg. Gear; W/Casting No. HF54; ☆J	8703
		Pump Drive Shaft Seal Kit; W/Separate Brake Booster Pump.....	8709	Ross Stg. Gear; W/Casting No. HF64.....	8704
		Stg. Gear Major Seal Kit; W/Ross Stg. Gear; W/Casting No. HF54; ☆J	8703	Ross Stg. Gear; W/Casting No. HFB52.....	8706
		Ross Stg. Gear; W/Casting No. HF64.....	8704	Ross Stg. Gear; W/Casting No. HFB64.....	8707
		Ross Stg. Gear; W/Casting No. HFB52.....	8706		
		Ross Stg. Gear; W/Casting No. HFB64.....	8707		
REPAIR KITS	1986-1985		FORD V-8 370 ENG.; FORD V-8 429 ENG.		
	DETROIT DIESEL V-8 8.2 L DIESEL ENG.; FORD V-8 6.1 L ENG.		Pump Seal Kit.....		
		Pump Complete Rebuilding Kit; W/Separate Brake Booster Pump.....	7910	Stg. Gear Major Seal Kit; W/Ross Stg. Gear; W/Casting No. HF54; ☆J	8703
		Pump Complete Rebuilding Kit; W/Saginaw P.S. Pump; ☆B.....	7910	Ross Stg. Gear; W/Casting No. HF64.....	8704
		Pump Seal Kit; W/Eaton Model U Pump.....	8705	Ross Stg. Gear; W/Casting No. HFB52.....	8706
		Pump Seal Kit; W/TRW P.S. Pump.....	7898	Ross Stg. Gear; W/Casting No. HFB64.....	8707
		Pump Seal Kit; W/Separate Brake Booster Pump.....	7918		
		Pump Seal Kit; W/Eaton Model B Pump; ☆E.....	8702		
		Pump Seal Kit; W/Eaton P.S. Pump; ☆A.....	8702		
		Pump Seal Kit; W/Saginaw P.S. Pump; ☆B.....	7918		
KIT NUMERICAL	1978		1978		
	FORD 6-CYL. 240 ENG.; FORD 6-CYL. 300 ENG.		FORD 6-CYL. 240 ENG.; FORD 6-CYL. 300 ENG.		
		Pump Seal Kit.....	7168	Pump Seal Kit.....	7168
		Pump Drive Shaft Seal Kit.....	8713	Pump Drive Shaft Seal Kit.....	8713
		Stg. Gear Major Seal Kit; W/Ross Stg. Gear; W/Casting No. HF54; ☆J	8703	Stg. Gear Major Seal Kit; W/Ross Stg. Gear; W/Casting No. HF54; ☆J	8703
		Ross Stg. Gear; W/Casting No. HF64.....	8704		
		Ross Stg. Gear; W/Casting No. HFB52.....	8706		
		Ross Stg. Gear; W/Casting No. HFB64.....	8707		

☆ See Pages A14 - A15 For Pump or Gear Identification.

Power Steering Repair Kits for Medium/Heavy-Duty Trucks and Buses

Application	Kit No.	Application	Kit No.
FORD - Continued		FORD - Continued	
F600 - Continued		F700 - Continued	
1978 - Continued		1993	
FORD 6-CYL. 240 ENG.; FORD 6-CYL. 300 ENG. - Continued		CUMMINS B SERIES 5.9 L DIESEL ENG.; CUMMINS C SERIES 8.3 L DIESEL ENG.; FORD 6-CYL. 6.6 L DIESEL ENG.; FORD 6-CYL. 7.8 L DIESEL ENG.; FORD V-8 7.0 L ENG.	
Ross Stg. Gear; W/Casting No. HF64.....	8704	Pump Complete Rebuilding Kit; W/Separate Brake Booster Pump.....	7910
Ross Stg. Gear; W/Casting No. HFB52.....	8706	Pump Seal Kit; W/Eaton Model U Pump.....	8705
Ross Stg. Gear; W/Casting No. HFB64.....	8707	Pump Seal Kit; W/Separate Brake Booster Pump.....	7918
FORD V-8 330 ENG.; FORD V-8 359 ENG.; FORD V-8 361 ENG.; FORD V-8 389 ENG.; FORD V-8 391 ENG.		Pump Seal Kit; W/Eaton Model B Pump; ☆E.....	8702
Pump Seal Kit.....	8705	Pump Drive Shaft Seal Kit; W/Separate Brake Booster Pump.....	8709
Stg. Gear Major Seal Kit; W/Ross Stg. Gear; W/Casting No. HF54; ☆J.....	8703	Stg. Gear Major Seal Kit; W/Ross Stg. Gear; W/Casting No. HF54; ☆J.....	8703
Ross Stg. Gear; W/Casting No. HF64.....	8704	Ross Stg. Gear; W/Casting No. HF64.....	8704
Ross Stg. Gear; W/Casting No. HFB52.....	8706	Ross Stg. Gear; W/Casting No. HFB52.....	8706
Ross Stg. Gear; W/Casting No. HFB64.....	8707	Ross Stg. Gear; W/Casting No. HFB64.....	8707
1977-1974		1992	
FORD 6-CYL. 240 ENG.; FORD 6-CYL. 300 ENG.		CUMMINS B SERIES 5.9 L DIESEL ENG.; FORD 6-CYL. 6.6 L DIESEL ENG.; FORD 6-CYL. 7.8 L DIESEL ENG.; FORD V-8 7.0 L ENG.	
Pump Seal Kit.....	8705	Pump Complete Rebuilding Kit; W/Separate Brake Booster Pump.....	7910
Pump Drive Shaft Seal Kit.....	8713	Pump Seal Kit; W/Eaton Model U Pump.....	8705
Stg. Gear Major Seal Kit; W/Ross Stg. Gear; W/Casting No. HF54; ☆J.....	8703	Pump Seal Kit; W/Separate Brake Booster Pump.....	7918
Ross Stg. Gear; W/Casting No. HF64.....	8704	Pump Seal Kit; W/Eaton Model B Pump; ☆E.....	8702
Ross Stg. Gear; W/Casting No. HFB52.....	8706	Pump Drive Shaft Seal Kit; W/Separate Brake Booster Pump.....	8709
Ross Stg. Gear; W/Casting No. HFB64.....	8707	Stg. Gear Major Seal Kit; W/Ross Stg. Gear; W/Casting No. HF54; ☆J.....	8703
FORD V-8 330 ENG.; FORD V-8 359 ENG.; FORD V-8 361 ENG.; FORD V-8 389 ENG.; FORD V-8 391 ENG.		Ross Stg. Gear; W/Casting No. HF64.....	8704
Pump Seal Kit.....	8705	Ross Stg. Gear; W/Casting No. HFB52.....	8706
Stg. Gear Major Seal Kit; W/Ross Stg. Gear; W/Casting No. HF54; ☆J.....	8703	Ross Stg. Gear; W/Casting No. HFB64.....	8707
Ross Stg. Gear; W/Casting No. HF64.....	8704	1991	
Ross Stg. Gear; W/Casting No. HFB52.....	8706	FORD 6-CYL. 6.6 L DIESEL ENG.; FORD 6-CYL. 7.8 L DIESEL ENG.; FORD V-8 6.1 L ENG.; FORD V-8 7.0 L ENG.	
Ross Stg. Gear; W/Casting No. HFB64.....	8707	Pump Complete Rebuilding Kit; W/Separate Brake Booster Pump.....	7910
1973		Pump Seal Kit; W/Eaton Model U Pump.....	8705
FORD 6-CYL. 240 ENG.; FORD 6-CYL. 300 ENG.		Pump Seal Kit; W/Separate Brake Booster Pump.....	7918
Pump Seal Kit.....	7168	Pump Seal Kit; W/Eaton Model B Pump; ☆E.....	8702
Pump Drive Shaft Seal Kit.....	8713	Pump Drive Shaft Seal Kit; W/Separate Brake Booster Pump.....	8709
Stg. Gear Major Seal Kit; W/Ross Stg. Gear; W/Casting No. HF54; ☆J.....	8703	Stg. Gear Major Seal Kit; W/Ross Stg. Gear; W/Casting No. HF54; ☆J.....	8703
Ross Stg. Gear; W/Casting No. HF64.....	8704	Ross Stg. Gear; W/Casting No. HF64.....	8704
Ross Stg. Gear; W/Casting No. HFB52.....	8706	Ross Stg. Gear; W/Casting No. HFB52.....	8706
Ross Stg. Gear; W/Casting No. HFB64.....	8707	Ross Stg. Gear; W/Casting No. HFB64.....	8707
FORD V-8 330 ENG.; FORD V-8 359 ENG.; FORD V-8 361 ENG.; FORD V-8 389 ENG.; FORD V-8 391 ENG.		1990	
Pump Seal Kit.....	8705	FORD 6-CYL. 6.6 L DIESEL ENG.; FORD 6-CYL. 7.8 L DIESEL ENG.; FORD V-8 6.1 L ENG.; FORD V-8 7.0 L ENG.	
Stg. Gear Major Seal Kit; W/Ross Stg. Gear; W/Casting No. HF54; ☆J.....	8703	Pump Complete Rebuilding Kit; W/Separate Brake Booster Pump.....	7910
Ross Stg. Gear; W/Casting No. HF64.....	8704	Pump Seal Kit; W/Separate Brake Booster Pump.....	7918
Ross Stg. Gear; W/Casting No. HFB52.....	8706	Pump Seal Kit; W/Eaton Model B Pump; ☆E.....	8702
Ross Stg. Gear; W/Casting No. HFB64.....	8707	Pump Drive Shaft Seal Kit; W/Separate Brake Booster Pump.....	8709
1972-1971		Stg. Gear Major Seal Kit; W/Ross Stg. Gear; W/Casting No. HF54; ☆J.....	8703
FORD 6-CYL. 240 ENG.; FORD 6-CYL. 300 ENG.		Ross Stg. Gear; W/Casting No. HF64.....	8704
Pump Seal Kit.....	7168	Ross Stg. Gear; W/Casting No. HFB52.....	8706
Pump Drive Shaft Seal Kit.....	8713	Ross Stg. Gear; W/Casting No. HFB64.....	8707
Stg. Gear Major Seal Kit.....	8703	1989	
FORD V-8 330 ENG.; FORD V-8 359 ENG.; FORD V-8 361 ENG.; FORD V-8 389 ENG.; FORD V-8 391 ENG.		FORD 6-CYL. 6.6 L DIESEL ENG.; FORD 6-CYL. 7.8 L DIESEL ENG.; FORD V-8 6.1 L ENG.	
Pump Seal Kit.....	8705	Pump Complete Rebuilding Kit; W/Separate Brake Booster Pump.....	7910
Stg. Gear Major Seal Kit.....	8703	Pump Seal Kit; W/Separate Brake Booster Pump.....	7918
F700		Pump Seal Kit; W/Eaton Model B Pump; ☆E.....	8702
1995		Pump Drive Shaft Seal Kit; W/Separate Brake Booster Pump.....	8709
FORD V-8 7.0 L ENG.		Stg. Gear Major Seal Kit; W/Ross Stg. Gear; W/Casting No. HF54; ☆J.....	8703
Pump Seal Kit; W/Eaton Model B Pump; ☆E.....	8702	Ross Stg. Gear; W/Casting No. HF64.....	8704
Pump Seal Kit; W/Eaton Model U Pump.....	8705	Ross Stg. Gear; W/Casting No. HFB52.....	8706
Stg. Gear Major Seal Kit; W/Ross Stg. Gear; W/Casting No. HF54; ☆J.....	8703	Ross Stg. Gear; W/Casting No. HFB64.....	8707
Ross Stg. Gear; W/Casting No. HF64.....	8704	FORD V-8 7.0 L ENG.	
Ross Stg. Gear; W/Casting No. HFB52.....	8706	Pump Complete Rebuilding Kit; W/Separate Brake Booster Pump.....	7910
Ross Stg. Gear; W/Casting No. HFB64.....	8707	Pump Seal Kit; W/Separate Brake Booster Pump.....	7918
1994		Pump Seal Kit; W/Eaton Model U Pump.....	8702
CUMMINS B SERIES 5.9 L DIESEL ENG.; CUMMINS C SERIES 8.3 L DIESEL ENG.; FORD 6-CYL. 6.6 L DIESEL ENG.; FORD V-8 7.0 L ENG.		Pump Drive Shaft Seal Kit; W/Separate Brake Booster Pump.....	8709
Pump Complete Rebuilding Kit; W/Separate Brake Booster Pump.....	7910	Stg. Gear Major Seal Kit; W/Ross Stg. Gear; W/Casting No. HF54; ☆J.....	8703
Pump Seal Kit; W/Eaton Model B Pump; ☆E.....	8702	Ross Stg. Gear; W/Casting No. HF64.....	8704
Pump Seal Kit; W/Eaton Model U Pump.....	8705	Ross Stg. Gear; W/Casting No. HFB52.....	8706
Pump Seal Kit; W/Separate Brake Booster Pump.....	7918	Ross Stg. Gear; W/Casting No. HFB64.....	8707
Pump Drive Shaft Seal Kit; W/Separate Brake Booster Pump.....	8709	1988	
Stg. Gear Major Seal Kit; W/Ross Stg. Gear; W/Casting No. HF54; ☆J.....	8703	FORD 6-CYL. 6.6 L DIESEL ENG.; FORD 6-CYL. 7.8 L DIESEL ENG.; FORD V-8 6.1 L ENG.	
Ross Stg. Gear; W/Casting No. HF64.....	8704	Pump Complete Rebuilding Kit; W/Separate Brake Booster Pump.....	7910
Ross Stg. Gear; W/Casting No. HFB52.....	8706	Pump Seal Kit; W/Separate Brake Booster Pump.....	7918
Ross Stg. Gear; W/Casting No. HFB64.....	8707	Pump Seal Kit; W/Eaton Model B Pump; ☆E.....	8702

SYSTEM PUMP & GEAR IDENT.

SYSTEM & COMPONENT IDENT.

PASS. CARS

LIGHT TRUCKS

MEDIUM/HEAVY TRUCKS

BUSES

HOSE NUMERICAL

REPAIR KITS

KIT NUMERICAL

ILLUSTRATIONS

☆ See Pages A14 - A15 For Pump or Gear Identification.

Power Steering Repair Kits for Medium/Heavy-Duty Trucks and Buses

Application	Kit No.	Application	Kit No.
FORD - Continued		FORD - Continued	
F800 - Continued		F800 - Continued	
1994 - Continued		1988 - Continued	
CUMMINS B SERIES 5.9 L DIESEL ENG.; CUMMINS C SERIES 8.3 L DIESEL ENG.; FORD V-8 7.0 L ENG. - Continued		FORD V-8 7.0 L ENG.	
Ross Stg. Gear; W/Casting No. HFB52	8706	Pump Complete Rebuilding Kit; W/Separate Brake Booster Pump	7910
Ross Stg. Gear; W/Casting No. HFB64	8707	Pump Seal Kit; W/Separate Brake Booster Pump	7918
1993		Pump Seal Kit; W/Eaton Model U Pump	8702
CUMMINS B SERIES 5.9 L DIESEL ENG.; CUMMINS C SERIES 8.3 L DIESEL ENG.; FORD 6-CYL. 6.6 L DIESEL ENG.; FORD 6-CYL. 7.8 L DIESEL ENG.; FORD V-8 7.0 L ENG.		Pump Drive Shaft Seal Kit; W/Separate Brake Booster Pump	8709
Pump Complete Rebuilding Kit; W/Separate Brake Booster Pump	7910	Stg. Gear Major Seal Kit; W/Ross Stg. Gear; W/Casting No. HF54; ☆J	8703
Pump Seal Kit; W/Eaton Model U Pump	8705	Ross Stg. Gear; W/Casting No. HF64	8704
Pump Seal Kit; W/Separate Brake Booster Pump	7918	Ross Stg. Gear; W/Casting No. HFB52	8706
Pump Seal Kit; W/Eaton Model B Pump; ☆E	8702	Ross Stg. Gear; W/Casting No. HFB64	8707
Pump Drive Shaft Seal Kit; W/Separate Brake Booster Pump	8709	1987	
Stg. Gear Major Seal Kit; W/Ross Stg. Gear; W/Casting No. HF54; ☆J	8703	DETROIT DIESEL V-8 8.2 L DIESEL ENG.; FORD 6-CYL. 6.6 L DIESEL ENG.; FORD 6-CYL. 7.8 L DIESEL ENG.; FORD V-8 6.1 L ENG.; FORD V-8 7.0 L ENG.	
Ross Stg. Gear; W/Casting No. HF64	8704	Pump Complete Rebuilding Kit; W/Separate Brake Booster Pump	7910
Ross Stg. Gear; W/Casting No. HFB52	8706	Pump Seal Kit; W/Separate Brake Booster Pump	7918
Ross Stg. Gear; W/Casting No. HFB64	8707	Pump Seal Kit; W/Eaton Model B Pump; ☆E	8702
1992		Pump Drive Shaft Seal Kit; W/Separate Brake Booster Pump	8709
CUMMINS B SERIES 5.9 L DIESEL ENG.; FORD 6-CYL. 6.6 L DIESEL ENG.; FORD 6-CYL. 7.8 L DIESEL ENG.; FORD V-8 7.0 L ENG.		Stg. Gear Major Seal Kit; W/Ross Stg. Gear; W/Casting No. HF54; ☆J	8703
Pump Complete Rebuilding Kit; W/Separate Brake Booster Pump	7910	Ross Stg. Gear; W/Casting No. HF64	8704
Pump Seal Kit; W/Eaton Model U Pump	8705	Ross Stg. Gear; W/Casting No. HFB52	8706
Pump Seal Kit; W/Separate Brake Booster Pump	7918	Ross Stg. Gear; W/Casting No. HFB64	8707
Pump Seal Kit; W/Eaton Model B Pump; ☆E	8702	1986-1981	
Pump Drive Shaft Seal Kit; W/Separate Brake Booster Pump	8709	DETROIT DIESEL V-8 8.2 L DIESEL ENG.; FORD V-8 6.1 L ENG.; FORD V-8 7.0 L ENG.	
Stg. Gear Major Seal Kit; W/Ross Stg. Gear; W/Casting No. HF54; ☆J	8703	Pump Complete Rebuilding Kit; W/Separate Brake Booster Pump	7910
Ross Stg. Gear; W/Casting No. HF64	8704	Pump Seal Kit; W/Eaton Model U Pump	8705
Ross Stg. Gear; W/Casting No. HFB52	8706	Pump Seal Kit; W/TRW P.S. Pump	7898
Ross Stg. Gear; W/Casting No. HFB64	8707	Pump Seal Kit; W/Separate Brake Booster Pump	7918
1991		Pump Seal Kit; W/Eaton Model B Pump; ☆E	8702
FORD 6-CYL. 6.6 L DIESEL ENG.; FORD 6-CYL. 7.8 L DIESEL ENG.; FORD V-8 6.1 L ENG.; FORD V-8 7.0 L ENG.		Pump Drive Shaft Seal Kit; W/Separate Brake Booster Pump	8709
Pump Complete Rebuilding Kit; W/Separate Brake Booster Pump	7910	Stg. Gear Major Seal Kit; W/Ross Stg. Gear; W/Casting No. HF54; ☆J	8703
Pump Seal Kit; W/Eaton Model U Pump	8705	Ross Stg. Gear; W/Casting No. HF64	8704
Pump Seal Kit; W/Separate Brake Booster Pump	7918	Ross Stg. Gear; W/Casting No. HFB52	8706
Pump Seal Kit; W/Eaton Model B Pump; ☆E	8702	Ross Stg. Gear; W/Casting No. HFB64	8707
Pump Drive Shaft Seal Kit; W/Separate Brake Booster Pump	8709	1980	
Stg. Gear Major Seal Kit; W/Ross Stg. Gear; W/Casting No. HF54; ☆J	8703	DETROIT DIESEL V-8 8.2 L DIESEL ENG.; FORD V-8 6.1 L ENG.; FORD V-8 7.0 L ENG.	
Ross Stg. Gear; W/Casting No. HF64	8704	Pump Complete Rebuilding Kit; W/Separate Brake Booster Pump	7910
Ross Stg. Gear; W/Casting No. HFB52	8706	Pump Seal Kit; W/Eaton Model B Pump; ☆E	8702
Ross Stg. Gear; W/Casting No. HFB64	8707	Pump Seal Kit; W/Separate Brake Booster Pump	7918
1990		Pump Seal Kit; W/Eaton Model U Pump	8705
FORD 6-CYL. 6.6 L DIESEL ENG.; FORD 6-CYL. 7.8 L DIESEL ENG.; FORD V-8 7.0 L ENG.		Pump Drive Shaft Seal Kit; W/Separate Brake Booster Pump	8709
Pump Complete Rebuilding Kit; W/Separate Brake Booster Pump	7910	Stg. Gear Major Seal Kit; W/Ross Stg. Gear; W/Casting No. HF54; ☆J	8703
Pump Seal Kit; W/Eaton Model U Pump	8705	Ross Stg. Gear; W/Casting No. HF64	8704
Pump Seal Kit; W/Separate Brake Booster Pump	7918	Ross Stg. Gear; W/Casting No. HFB52	8706
Pump Seal Kit; W/Eaton Model B Pump; ☆E	8702	Ross Stg. Gear; W/Casting No. HFB64	8707
Pump Drive Shaft Seal Kit; W/Separate Brake Booster Pump	8709	1979	
Stg. Gear Major Seal Kit; W/Ross Stg. Gear; W/Casting No. HF54; ☆J	8703	FORD V-8 370 ENG.; FORD V-8 401 ENG.; FORD V-8 429 ENG.; FORD V-8 475 ENG.; FORD V-8 477 ENG.; FORD V-8 534 ENG.	
Ross Stg. Gear; W/Casting No. HF64	8704	Pump Seal Kit	8705
Ross Stg. Gear; W/Casting No. HFB52	8706	Stg. Gear Major Seal Kit; W/Ross Stg. Gear; W/Casting No. HF54; ☆J	8703
Ross Stg. Gear; W/Casting No. HFB64	8707	Ross Stg. Gear; W/Casting No. HF64	8704
1989		Ross Stg. Gear; W/Casting No. HFB52	8706
FORD 6-CYL. 7.8 L DIESEL ENG.; FORD V-8 7.0 L ENG.		Ross Stg. Gear; W/Casting No. HFB64	8707
Pump Complete Rebuilding Kit; W/Separate Brake Booster Pump	7910	1978-1974	
Pump Seal Kit; W/Separate Brake Booster Pump	7918	FORD V-8 330 ENG.; FORD V-8 359 ENG.; FORD V-8 361 ENG.; FORD V-8 389 ENG.; FORD V-8 391 ENG.; FORD V-8 401 ENG.; FORD V-8 475 ENG.; FORD V-8 477 ENG.; FORD V-8 534 ENG.	
Pump Seal Kit; W/Eaton Model B Pump; ☆E	8702	Pump Seal Kit	8705
Pump Drive Shaft Seal Kit; W/Separate Brake Booster Pump	8709	Stg. Gear Major Seal Kit; W/Ross Stg. Gear; W/Casting No. HF54; ☆J	8703
Stg. Gear Major Seal Kit; W/Ross Stg. Gear; W/Casting No. HF54; ☆J	8703	Ross Stg. Gear; W/Casting No. HF64	8704
Ross Stg. Gear; W/Casting No. HF64	8704	Ross Stg. Gear; W/Casting No. HFB52	8706
Ross Stg. Gear; W/Casting No. HFB52	8706	Ross Stg. Gear; W/Casting No. HFB64	8707
Ross Stg. Gear; W/Casting No. HFB64	8707	1973	
1988		FORD V-8 330 ENG.; FORD V-8 359 ENG.; FORD V-8 361 ENG.; FORD V-8 389 ENG.; FORD V-8 391 ENG.	
FORD 6-CYL. 7.8 L DIESEL ENG.		Pump Seal Kit	8705
Pump Complete Rebuilding Kit; W/Separate Brake Booster Pump	7910	Stg. Gear Major Seal Kit; W/Ross Stg. Gear; W/Casting No. HF54; ☆J	8703
Pump Seal Kit; W/Separate Brake Booster Pump	7918	Ross Stg. Gear; W/Casting No. HF64	8704
Pump Seal Kit; W/Eaton Model B Pump; ☆E	8702	Ross Stg. Gear; W/Casting No. HFB52	8706
Pump Drive Shaft Seal Kit; W/Separate Brake Booster Pump	8709	Ross Stg. Gear; W/Casting No. HFB64	8707
Stg. Gear Major Seal Kit; W/Ross Stg. Gear; W/Casting No. HF54; ☆J	8703	1972	
Ross Stg. Gear; W/Casting No. HF64	8704	FORD V-8 330 ENG.; FORD V-8 359 ENG.; FORD V-8 361 ENG.; FORD V-8 389 ENG.; FORD V-8 391 ENG.	
Ross Stg. Gear; W/Casting No. HFB52	8706	Pump Seal Kit	8705
Ross Stg. Gear; W/Casting No. HFB64	8707	Stg. Gear Major Seal Kit; W/Ross Stg. Gear; W/Casting No. HF54; ☆J	8703
1987		Ross Stg. Gear; W/Casting No. HF64	8704
FORD 6-CYL. 7.8 L DIESEL ENG.		Ross Stg. Gear; W/Casting No. HFB52	8706
Pump Complete Rebuilding Kit; W/Separate Brake Booster Pump	7910	Ross Stg. Gear; W/Casting No. HFB64	8707
Pump Seal Kit; W/Separate Brake Booster Pump	7918	1971	
Pump Seal Kit; W/Eaton Model B Pump; ☆E	8702	FORD V-8 330 ENG.; FORD V-8 359 ENG.; FORD V-8 361 ENG.; FORD V-8 389 ENG.; FORD V-8 391 ENG.	
Pump Drive Shaft Seal Kit; W/Separate Brake Booster Pump	8709	Pump Seal Kit	8705
Stg. Gear Major Seal Kit; W/Ross Stg. Gear; W/Casting No. HF54; ☆J	8703	Stg. Gear Major Seal Kit; W/Ross Stg. Gear; W/Casting No. HF54; ☆J	8703
Ross Stg. Gear; W/Casting No. HF64	8704	Ross Stg. Gear; W/Casting No. HF64	8704
Ross Stg. Gear; W/Casting No. HFB52	8706	Ross Stg. Gear; W/Casting No. HFB52	8706
Ross Stg. Gear; W/Casting No. HFB64	8707	Ross Stg. Gear; W/Casting No. HFB64	8707

☆ See Pages A14 - A15 For Pump or Gear Identification.

SYSTEM
PUMP &
GEAR
IDENT.

SYSTEM &
COM-
PONENT
IDENT.

PASS.
CARS

LIGHT
TRUCKS

MEDIUM/
HEAVY
TRUCKS

BUSES

HOSE
NUMER-
ICAL

REPAIR
KITS

KIT
NUMER-
ICAL

ILLUSTRATIONS

Power Steering Repair Kits for Medium/Heavy-Duty Trucks and Buses

Application	Kit No.	Application	Kit No.
FORD - Continued		FORD - Continued	
F1100 - Continued		F7000 - Continued	
1979 - Continued		1984	
FORD V-8 401 ENG.; FORD V-8 475 ENG.; FORD V-8 477 ENG.; FORD V-8 534 ENG. - Continued		CATERPILLAR 3208 DIESEL ENG.	
Ross Stg. Gear; W/Casting No. HF64.....	8704	Pump Complete Rebuilding Kit; W/Separate Brake Booster Pump.....	7910
Ross Stg. Gear; W/Casting No. HFB52.....	8706	Pump Seal Kit; W/Eaton Model U Pump.....	8705
Ross Stg. Gear; W/Casting No. HFB64.....	8707	Pump Seal Kit; W/TRW P.S. Pump.....	7898
1978-1977		Pump Seal Kit; W/Separate Brake Booster Pump.....	7918
FORD V-8 401 ENG.; FORD V-8 475 ENG.; FORD V-8 477 ENG.; FORD V-8 534 ENG.		Pump Seal Kit; W/Eaton Model B Pump; ☆E.....	8702
Stg. Gear Major Seal Kit; W/Ross Stg. Gear; W/Casting No. HF54; ☆J	8703	Pump Drive Shaft Seal Kit; W/Separate Brake Booster Pump.....	8709
Ross Stg. Gear; W/Casting No. HF64.....	8704	Stg. Gear Major Seal Kit; W/Ross Stg. Gear; W/Casting No. HF54; ☆J	8703
Ross Stg. Gear; W/Casting No. HFB52.....	8706	Ross Stg. Gear; W/Casting No. HF64.....	8704
Ross Stg. Gear; W/Casting No. HFB64.....	8707	Ross Stg. Gear; W/Casting No. HFB52.....	8706
1976-1974		Ross Stg. Gear; W/Casting No. HFB64.....	8707
FORD V-8 401 ENG.; FORD V-8 475 ENG.; FORD V-8 477 ENG.; FORD V-8 534 ENG.		1983	
Pump Seal Kit; W/Eaton Model B Pump; ☆E.....	8702	CATERPILLAR 3208 DIESEL ENG.	
Pump Seal Kit; W/Eaton Model U Pump.....	8705	Pump Complete Rebuilding Kit; W/Separate Brake Booster Pump.....	7910
Pump Seal Kit; W/TRW P.S. Pump.....	7898	Pump Seal Kit; W/Separate Brake Booster Pump.....	7918
Stg. Gear Major Seal Kit; W/Ross Stg. Gear; W/Casting No. HF54; ☆J	8703	Pump Seal Kit; W/Eaton Model B Pump; ☆E.....	8702
Ross Stg. Gear; W/Casting No. HF64.....	8704	Pump Drive Shaft Seal Kit; W/Separate Brake Booster Pump.....	8709
Ross Stg. Gear; W/Casting No. HFB52.....	8706	Stg. Gear Major Seal Kit; W/Ross Stg. Gear; W/Casting No. HF54; ☆J	8703
Ross Stg. Gear; W/Casting No. HFB64.....	8707	Ross Stg. Gear; W/Casting No. HF64.....	8704
F6000		Ross Stg. Gear; W/Casting No. HFB52.....	8706
1975-1973		Ross Stg. Gear; W/Casting No. HFB64.....	8707
CATERPILLAR V150 DIESEL ENG.; CATERPILLAR V175 DIESEL ENG.; CATERPILLAR V190 DIESEL ENG.; CATERPILLAR V290 DIESEL ENG.		1979-1978	
Pump Seal Kit; W/Eaton Model B Pump; ☆E.....	8702	CATERPILLAR 3208 DIESEL ENG.	
Pump Seal Kit; W/Eaton Model U Pump.....	8705	Stg. Gear Major Seal Kit; W/Ross Stg. Gear; W/Casting No. HF54; ☆J	8703
Pump Seal Kit; W/TRW P.S. Pump.....	7898	Ross Stg. Gear; W/Casting No. HF64.....	8704
Stg. Gear Major Seal Kit; W/Ross Stg. Gear; W/Casting No. HF54; ☆J	8703	Ross Stg. Gear; W/Casting No. HFB52.....	8706
Ross Stg. Gear; W/Casting No. HF64.....	8704	Ross Stg. Gear; W/Casting No. HFB64.....	8707
Ross Stg. Gear; W/Casting No. HFB52.....	8706	1977	
Ross Stg. Gear; W/Casting No. HFB64.....	8707	CATERPILLAR 3208 DIESEL ENG.	
1972		Stg. Gear Major Seal Kit; W/Ross Stg. Gear; W/Casting No. HF54; ☆J	8703
CATERPILLAR V150 DIESEL ENG.; CATERPILLAR V175 DIESEL ENG.; CATERPILLAR V190 DIESEL ENG.; CATERPILLAR V290 DIESEL ENG.		Ross Stg. Gear; W/Casting No. HF64.....	8704
Pump Seal Kit; W/Eaton Model B Pump; ☆E.....	8702	Ross Stg. Gear; W/Casting No. HFB52.....	8706
Pump Seal Kit; W/Eaton Model U Pump.....	8705	Ross Stg. Gear; W/Casting No. HFB64.....	8707
Pump Seal Kit; W/TRW P.S. Pump.....	7898	Stg. Gear Major Seal Kit; W/TRW P.S. Pump.....	8703
F7000		1976	
1987		CATERPILLAR 3208 DIESEL ENG.	
CATERPILLAR 3208 DIESEL ENG.		Pump Seal Kit; W/Eaton Model B Pump; ☆E.....	8702
Pump Complete Rebuilding Kit; W/Separate Brake Booster Pump.....	7910	Pump Seal Kit; W/Eaton Model U Pump.....	8705
Pump Seal Kit; W/Separate Brake Booster Pump.....	7918	Pump Seal Kit; W/TRW P.S. Pump.....	7898
Pump Seal Kit; W/Eaton Model B Pump; ☆E.....	8702	Stg. Gear Major Seal Kit; W/Ross Stg. Gear; W/Casting No. HF54; ☆J	8703
Pump Drive Shaft Seal Kit; W/Separate Brake Booster Pump.....	8709	Ross Stg. Gear; W/Casting No. HF64.....	8704
Stg. Gear Major Seal Kit; W/Ross Stg. Gear; W/Casting No. HF54; ☆J	8703	Ross Stg. Gear; W/Casting No. HFB52.....	8706
Ross Stg. Gear; W/Casting No. HF64.....	8704	Ross Stg. Gear; W/Casting No. HFB64.....	8707
Ross Stg. Gear; W/Casting No. HFB52.....	8706	Stg. Gear Major Seal Kit; W/TRW P.S. Pump.....	8703
Ross Stg. Gear; W/Casting No. HFB64.....	8707	1975	
1986-1985		CATERPILLAR 3208 DIESEL ENG.; CATERPILLAR V150 DIESEL ENG.; CATERPILLAR V175 DIESEL ENG.; CATERPILLAR V190 DIESEL ENG.; CATERPILLAR V290 DIESEL ENG.	
CATERPILLAR 3208 DIESEL ENG.		Pump Seal Kit; W/Eaton Model B Pump; ☆E.....	8702
Pump Complete Rebuilding Kit; W/Separate Brake Booster Pump.....	7910	Pump Seal Kit; W/Eaton Model U Pump.....	8705
Pump Complete Rebuilding Kit; W/Saginaw P.S. Pump; ☆B.....	7910	Pump Seal Kit; W/TRW P.S. Pump.....	7898
Pump Seal Kit; W/Eaton Model U Pump.....	8705	Stg. Gear Major Seal Kit; W/Ross Stg. Gear; W/Casting No. HF54; ☆J	8703
Pump Seal Kit; W/TRW P.S. Pump.....	7898	Ross Stg. Gear; W/Casting No. HF64.....	8704
Pump Seal Kit; W/Separate Brake Booster Pump.....	7918	Ross Stg. Gear; W/Casting No. HFB52.....	8706
Pump Seal Kit; W/Eaton Model B Pump; ☆E.....	8702	Ross Stg. Gear; W/Casting No. HFB64.....	8707
Pump Seal Kit; W/Eaton P.S. Pump; ☆A.....	8702	1974-1973	
Pump Seal Kit; W/Saginaw P.S. Pump; ☆B.....	7918	CATERPILLAR V150 DIESEL ENG.; CATERPILLAR V175 DIESEL ENG.; CATERPILLAR V190 DIESEL ENG.; CATERPILLAR V290 DIESEL ENG.	
Pump Drive Shaft Seal Kit; W/Separate Brake Booster Pump.....	8709	Pump Seal Kit; W/Eaton Model B Pump; ☆E.....	8702
Pump Drive Shaft Seal Kit; W/Saginaw P.S. Pump; ☆B.....	8709	Pump Seal Kit; W/Eaton Model U Pump.....	8705
Stg. Gear Major Seal Kit; W/Ross Stg. Gear; W/Casting No. HF54; ☆J	8703	Pump Seal Kit; W/TRW P.S. Pump.....	7898
Ross Stg. Gear; W/Casting No. HF64.....	8704	Stg. Gear Major Seal Kit; W/Ross Stg. Gear; W/Casting No. HF54; ☆J	8703
Ross Stg. Gear; W/Casting No. HFB52.....	8706	Ross Stg. Gear; W/Casting No. HF64.....	8704
Ross Stg. Gear; W/Casting No. HFB64.....	8707	Ross Stg. Gear; W/Casting No. HFB52.....	8706
1987		Ross Stg. Gear; W/Casting No. HFB64.....	8707
CATERPILLAR 3208 DIESEL ENG.		1972	
Pump Complete Rebuilding Kit; W/Separate Brake Booster Pump.....	7910	CATERPILLAR V150 DIESEL ENG.; CATERPILLAR V175 DIESEL ENG.; CATERPILLAR V190 DIESEL ENG.; CATERPILLAR V290 DIESEL ENG.	
Pump Seal Kit; W/Separate Brake Booster Pump.....	7918	Pump Seal Kit; W/Eaton Model B Pump; ☆E.....	8702
Pump Seal Kit; W/Eaton Model B Pump; ☆E.....	8702	Pump Seal Kit; W/Eaton Model U Pump.....	8705
Pump Drive Shaft Seal Kit; W/Separate Brake Booster Pump.....	8709	Pump Seal Kit; W/TRW P.S. Pump.....	7898
Stg. Gear Major Seal Kit; W/Ross Stg. Gear; W/Casting No. HF54; ☆J	8703	Stg. Gear Major Seal Kit; W/Ross Stg. Gear; W/Casting No. HF54; ☆J	8703
Ross Stg. Gear; W/Casting No. HF64.....	8704	Ross Stg. Gear; W/Casting No. HF64.....	8704
Ross Stg. Gear; W/Casting No. HFB52.....	8706	Ross Stg. Gear; W/Casting No. HFB52.....	8706
Ross Stg. Gear; W/Casting No. HFB64.....	8707	Ross Stg. Gear; W/Casting No. HFB64.....	8707

☆ See Pages A14 - A15 For Pump or Gear Identification.

SYSTEM
PUMP &
GEAR
IDENT.

SYSTEM &
COM-
PONENT
IDENT.

PASS.
CARS

LIGHT
TRUCKS

MEDIUM/
HEAVY
TRUCKS

BUSES

HOSE
NUMER-
ICAL

REPAIR
KITS

KIT
NUMER-
ICAL

ILLUSTRATIONS

Power Steering Repair Kits for Medium/Heavy-Duty Trucks and Buses

	Application	Kit No.	Application	Kit No.
SYSTEM PUMP & GEAR IDENT.	FORD - Continued		FORD - Continued	
	F7000 - Continued		F SERIES - Continued	
	1972 - Continued		1970 - Continued	
	CATERPILLAR V150 DIESEL ENG.; CATERPILLAR V175 DIESEL ENG.; CATERPILLAR V190 DIESEL ENG.; CATERPILLAR V290 DIESEL ENG. - Continued		FORD V-8 330 ENG.; FORD V-8 359 ENG.; FORD V-8 361 ENG.; FORD V-8 389 ENG.; FORD V-8 391 ENG. - Continued	
	Pump Seal Kit; W/TRW P.S. Pump..... 7898		Ross Stg. Gear; W/Casting No. HF64..... 8704	
	F8000		Ross Stg. Gear; W/Casting No. HFB52..... 8706	
	1987		Ross Stg. Gear; W/Casting No. HFB64..... 8707	
	CATERPILLAR 3208 DIESEL ENG.		1969-1967	
	Pump Complete Rebuilding Kit; W/Separate Brake Booster Pump..... 7910		FORD 6-CYL. 240 ENG.; FORD 6-CYL. 300 ENG.	
	Pump Seal Kit; W/Separate Brake Booster Pump..... 7918		Pump Seal Kit..... 7168	
SYSTEM & COMPONENT IDENT.	Pump Seal Kit; W/Eaton Model B Pump; ☆E..... 8702		Pump Drive Shaft Seal Kit..... 8713	
	Pump Drive Shaft Seal Kit; W/Separate Brake Booster Pump..... 8709		Stg. Gear Major Seal Kit..... 8703	
	Stg. Gear Major Seal Kit; W/Ross Stg. Gear; W/Casting No. HF54; ☆J 8703		FORD V-8 330 ENG.; FORD V-8 359 ENG.; FORD V-8 361 ENG.; FORD V-8 389 ENG.; FORD V-8 391 ENG.	
	Ross Stg. Gear; W/Casting No. HF64..... 8704		Pump Seal Kit..... 8705	
	Ross Stg. Gear; W/Casting No. HFB52..... 8706		Stg. Gear Major Seal Kit..... 8703	
	Ross Stg. Gear; W/Casting No. HFB64..... 8707		1966	
	1986-1984		FORD 6-CYL. 240 ENG.; FORD 6-CYL. 300 ENG.	
	CATERPILLAR 3208 DIESEL ENG.		Pump Seal Kit..... 7168	
	Pump Complete Rebuilding Kit; W/Separate Brake Booster Pump..... 7910		Pump Drive Shaft Seal Kit..... 8713	
	Pump Seal Kit; W/Eaton Model U Pump..... 8705		FORD V-8 330 ENG.; FORD V-8 359 ENG.; FORD V-8 361 ENG.; FORD V-8 389 ENG.; FORD V-8 391 ENG.; FORD V-8 401 ENG.; FORD V-8 477 ENG.; FORD V-8 534 ENG.	
PASS. CARS	Pump Seal Kit; W/TRW P.S. Pump..... 7898		Pump Seal Kit..... 8705	
	Pump Seal Kit; W/Separate Brake Booster Pump..... 7918		Stg. Gear Major Seal Kit..... 8703	
	Pump Seal Kit; W/Eaton Model B Pump; ☆E..... 8702		1965	
	Pump Drive Shaft Seal Kit; W/Separate Brake Booster Pump..... 8709		FORD 6-CYL. 240 ENG.; FORD 6-CYL. 300 ENG.	
	Stg. Gear Major Seal Kit; W/Ross Stg. Gear; W/Casting No. HF54; ☆J 8703		Pump Seal Kit..... 7168	
	Ross Stg. Gear; W/Casting No. HF64..... 8704		Pump Drive Shaft Seal Kit..... 8713	
	Ross Stg. Gear; W/Casting No. HFB52..... 8706		FORD V-8 330 ENG.; FORD V-8 359 ENG.; FORD V-8 361 ENG.; FORD V-8 389 ENG.; FORD V-8 391 ENG.; FORD V-8 401 ENG.; FORD V-8 477 ENG.; FORD V-8 534 ENG.	
	Ross Stg. Gear; W/Casting No. HFB64..... 8707		Pump Seal Kit..... 8705	
	1983		Stg. Gear Major Seal Kit..... 8703	
	CATERPILLAR 3208 DIESEL ENG.		Ross Stg. Gear; W/Casting No. HF64..... 8704	
LIGHT TRUCKS	Pump Complete Rebuilding Kit; W/Separate Brake Booster Pump..... 7910		Ross Stg. Gear; W/Casting No. HFB52..... 8706	
	Pump Seal Kit; W/Separate Brake Booster Pump..... 7918		Ross Stg. Gear; W/Casting No. HFB64..... 8707	
	Pump Seal Kit; W/Eaton Model B Pump; ☆E..... 8702		1964	
	Pump Drive Shaft Seal Kit; W/Separate Brake Booster Pump..... 8709		FORD 6-CYL. 223 ENG.; FORD 6-CYL. 262 ENG.	
	Stg. Gear Major Seal Kit; W/Ross Stg. Gear; W/Casting No. HF54; ☆J 8703		Pump Seal Kit..... 7168	
	Ross Stg. Gear; W/Casting No. HF64..... 8704		Pump Drive Shaft Seal Kit..... 8713	
	Ross Stg. Gear; W/Casting No. HFB52..... 8706		FORD V-8 292 ENG.; FORD V-8 330 ENG.; FORD V-8 359 ENG.; FORD V-8 361 ENG.; FORD V-8 389 ENG.; FORD V-8 391 ENG.; FORD V-8 401 ENG.; FORD V-8 477 ENG.; FORD V-8 534 ENG.	
	Ross Stg. Gear; W/Casting No. HFB64..... 8707		Pump Seal Kit..... 8705	
	1983		1963-1961	
	CATERPILLAR 3208 DIESEL ENG.		FORD 6-CYL. 223 ENG.; FORD 6-CYL. 262 ENG.	
MEDIUM/HEAVY TRUCKS	Pump Complete Rebuilding Kit; W/Separate Brake Booster Pump..... 7910		Pump Seal Kit..... 7168	
	Pump Seal Kit; W/Separate Brake Booster Pump..... 7918		Pump Drive Shaft Seal Kit..... 8713	
	Pump Seal Kit; W/Eaton Model B Pump; ☆E..... 8702		FORD V-8 292 ENG.; FORD V-8 302 ENG.; FORD V-8 332 ENG.; FORD V-8 401 ENG.; FORD V-8 477 ENG.; FORD V-8 534 ENG.	
	Pump Drive Shaft Seal Kit; W/Separate Brake Booster Pump..... 8709		Pump Seal Kit..... 8705	
	Stg. Gear Major Seal Kit; W/Ross Stg. Gear; W/Casting No. HF54; ☆J 8703		1960-1959	
	Ross Stg. Gear; W/Casting No. HF64..... 8704		FORD 6-CYL. 223 ENG.	
	Ross Stg. Gear; W/Casting No. HFB52..... 8706		Pump Seal Kit..... 7168	
	Ross Stg. Gear; W/Casting No. HFB64..... 8707		Pump Drive Shaft Seal Kit..... 8713	
	1979-1978		FORD V-8 292 ENG.; FORD V-8 302 ENG.; FORD V-8 332 ENG.; FORD V-8 401 ENG.; FORD V-8 477 ENG.; FORD V-8 534 ENG.	
	CATERPILLAR 3208 DIESEL ENG.		Pump Seal Kit..... 8705	
BUSES	Stg. Gear Major Seal Kit; W/Ross Stg. Gear; W/Casting No. HF54; ☆J 8703		1958	
	Ross Stg. Gear; W/Casting No. HF64..... 8704		FORD 6-CYL. 223 ENG.	
	Ross Stg. Gear; W/Casting No. HFB52..... 8706		Pump Seal Kit..... 7168	
	Ross Stg. Gear; W/Casting No. HFB64..... 8707		Pump Drive Shaft Seal Kit..... 8713	
	1976-1975		FORD V-8 272 ENG.; FORD V-8 302 ENG.; FORD V-8 332 ENG.; FORD V-8 401 ENG.; FORD V-8 477 ENG.; FORD V-8 534 ENG.	
	CATERPILLAR 3208 DIESEL ENG.		Pump Seal Kit..... 8705	
	Pump Seal Kit; W/Eaton Model B Pump; ☆E..... 8702		F SUPER DUTY	
	Pump Seal Kit; W/Eaton Model U Pump..... 8705		1989-1988	
	Pump Seal Kit; W/TRW P.S. Pump..... 7898		FORD V-8 7.5 L ENG.	
	Stg. Gear Major Seal Kit; W/Ross Stg. Gear; W/Casting No. HF54; ☆J 8703		Pump Complete Rebuilding Kit..... 8527	
Ross Stg. Gear; W/Casting No. HF64..... 8704				
Ross Stg. Gear; W/Casting No. HFB52..... 8706				
Ross Stg. Gear; W/Casting No. HFB64..... 8707				
HOSE NUMERICAL	F SERIES			
	1970			
	CATERPILLAR V-8 573 DIESEL ENG.; CATERPILLAR V150 DIESEL ENG.; CATERPILLAR V175 DIESEL ENG.			
	Stg. Gear Major Seal Kit; W/Ross Stg. Gear; W/Casting No. HF54; ☆J 8703			
	Ross Stg. Gear; W/Casting No. HF64..... 8704			
	Ross Stg. Gear; W/Casting No. HFB52..... 8706			
	Ross Stg. Gear; W/Casting No. HFB64..... 8707			
	FORD 6-CYL. 240 ENG.; FORD 6-CYL. 300 ENG.			
	Pump Seal Kit..... 7168			
	Pump Drive Shaft Seal Kit..... 8713			
REPAIR KITS	Stg. Gear Major Seal Kit; W/Ross Stg. Gear; W/Casting No. HF54; ☆J 8703			
	Ross Stg. Gear; W/Casting No. HF64..... 8704			
	Ross Stg. Gear; W/Casting No. HFB52..... 8706			
	Ross Stg. Gear; W/Casting No. HFB64..... 8707			
	FORD V-8 330 ENG.; FORD V-8 359 ENG.; FORD V-8 361 ENG.; FORD V-8 389 ENG.; FORD V-8 391 ENG.			
	Pump Seal Kit..... 8705			
	Stg. Gear Major Seal Kit; W/Ross Stg. Gear; W/Casting No. HF54; ☆J 8703			

☆ See Pages A14 - A15 For Pump or Gear Identification.

Power Steering Repair Kits for Medium/Heavy-Duty Trucks and Buses

Application	Kit No.	Application	Kit No.
FORD - Continued		FORD - Continued	
F SUPER DUTY - Continued		FT900 - Continued	
1989-1988 - Continued		1992 - Continued	
FORD V-8 7.5 L ENG. - Continued		CUMMINS B SERIES 5.9 L DIESEL ENG.; FORD 6-CYL. 6.6 L DIESEL ENG.; FORD 6-CYL. 7.8 L DIESEL ENG.; FORD V-8 7.0 L ENG. - Continued	
Pump Seal Kit.....	8526	Pump Seal Kit; W/Separate Brake Booster Pump.....	7918
Pump Drive Shaft Seal Kit.....	8711	Pump Drive Shaft Seal Kit; W/Separate Brake Booster Pump.....	8709
Stg. Gear Complete Rebuilding Kit.....	8540	Stg. Gear Major Seal Kit; W/Ross Stg. Gear; W/Casting No. HF54; ☆J	8703
Stg. Gear Major Seal Kit.....	8532	Ross Stg. Gear; W/Casting No. HF64.....	8704
Stg. Gear Input Shaft Seal Kit.....	8520	Ross Stg. Gear; W/Casting No. HFB52.....	8706
Stg. Gear Complete Pitman Shaft Seal Kit.....	8769	Ross Stg. Gear; W/Casting No. HFB64.....	8707
Stg. Gear Lower Pitman Shaft Seal Kit.....	8531		
FT800		1991	
1990-1989		FORD 6-CYL. 6.6 L DIESEL ENG.; FORD 6-CYL. 7.8 L DIESEL ENG.; FORD V-8 6.1 L ENG.; FORD V-8 7.0 L ENG.	
FORD V-8 7.0 L ENG.		Pump Complete Rebuilding Kit; W/Separate Brake Booster Pump.....	
Pump Complete Rebuilding Kit; W/Separate Brake Booster Pump.....	7910	Pump Seal Kit; W/Eaton Model B Pump; ☆E.....	8702
Pump Seal Kit; W/Separate Brake Booster Pump.....	7918	Pump Seal Kit; W/Eaton Model U Pump.....	8705
Pump Seal Kit; W/Eaton Model B Pump; ☆E.....	8702	Pump Seal Kit; W/Separate Brake Booster Pump.....	7918
Pump Drive Shaft Seal Kit; W/Separate Brake Booster Pump.....	8709	Pump Drive Shaft Seal Kit; W/Separate Brake Booster Pump.....	8709
Stg. Gear Major Seal Kit; W/Ross Stg. Gear; W/Casting No. HF54; ☆J	8703	Stg. Gear Major Seal Kit; W/Ross Stg. Gear; W/Casting No. HF54; ☆J	8703
Ross Stg. Gear; W/Casting No. HF64.....	8704	Ross Stg. Gear; W/Casting No. HF64.....	8704
Ross Stg. Gear; W/Casting No. HFB52.....	8706	Ross Stg. Gear; W/Casting No. HFB52.....	8706
Ross Stg. Gear; W/Casting No. HFB64.....	8707	Ross Stg. Gear; W/Casting No. HFB64.....	8707
1988		1990	
FORD V-8 7.0 L ENG.		FORD 6-CYL. 7.8 L DIESEL ENG.	
Pump Complete Rebuilding Kit; W/Separate Brake Booster Pump.....	7910	Pump Complete Rebuilding Kit; W/Separate Brake Booster Pump.....	7910
Pump Seal Kit; W/Separate Brake Booster Pump.....	7918	Pump Seal Kit; W/Eaton Model B Pump; ☆E.....	8702
Pump Seal Kit; W/Eaton Model U Pump.....	8702	Pump Seal Kit; W/Eaton Model U Pump.....	8705
Pump Drive Shaft Seal Kit; W/Separate Brake Booster Pump.....	8709	Pump Seal Kit; W/TRW P.S. Pump.....	7898
Stg. Gear Major Seal Kit; W/Ross Stg. Gear; W/Casting No. HF54; ☆J	8703	Pump Seal Kit; W/Separate Brake Booster Pump.....	7918
Ross Stg. Gear; W/Casting No. HF64.....	8704	Pump Drive Shaft Seal Kit; W/Separate Brake Booster Pump.....	8709
Ross Stg. Gear; W/Casting No. HFB52.....	8706	Stg. Gear Major Seal Kit; W/Ross Stg. Gear; W/Casting No. HF54; ☆J	8703
Ross Stg. Gear; W/Casting No. HFB64.....	8707	Ross Stg. Gear; W/Casting No. HF64.....	8704
		Ross Stg. Gear; W/Casting No. HFB52.....	8706
		Ross Stg. Gear; W/Casting No. HFB64.....	8707
1988		1989	
FORD V-8 7.0 L ENG.		FORD 6-CYL. 7.8 L DIESEL ENG.	
Pump Complete Rebuilding Kit; W/Separate Brake Booster Pump.....	7910	Pump Complete Rebuilding Kit; W/Separate Brake Booster Pump.....	7910
Pump Seal Kit; W/Separate Brake Booster Pump.....	7918	Pump Seal Kit; W/Separate Brake Booster Pump.....	7918
Pump Seal Kit; W/Eaton Model U Pump.....	8702	Pump Seal Kit; W/Eaton Model B Pump; ☆E.....	8702
Pump Drive Shaft Seal Kit; W/Separate Brake Booster Pump.....	8709	Pump Drive Shaft Seal Kit; W/Separate Brake Booster Pump.....	8709
Stg. Gear Major Seal Kit; W/Ross Stg. Gear; W/Casting No. HF54; ☆J	8703	Stg. Gear Major Seal Kit; W/Ross Stg. Gear; W/Casting No. HF54; ☆J	8703
Ross Stg. Gear; W/Casting No. HF64.....	8704	Ross Stg. Gear; W/Casting No. HF64.....	8704
Ross Stg. Gear; W/Casting No. HFB52.....	8706	Ross Stg. Gear; W/Casting No. HFB52.....	8706
Ross Stg. Gear; W/Casting No. HFB64.....	8707	Ross Stg. Gear; W/Casting No. HFB64.....	8707
FT900		1989	
1995		FORD 6-CYL. 7.8 L DIESEL ENG.	
CUMMINS B SERIES 5.9 L DIESEL ENG.; CUMMINS C SERIES 8.3 L DIESEL ENG.; FORD V-8 7.0 L ENG.		Pump Complete Rebuilding Kit; W/Separate Brake Booster Pump.....	
Pump Seal Kit; W/Eaton Model B Pump; ☆E.....	8702	Pump Seal Kit; W/Separate Brake Booster Pump.....	7918
Pump Seal Kit; W/Eaton Model U Pump.....	8705	Pump Seal Kit; W/Eaton Model B Pump; ☆E.....	8702
Stg. Gear Major Seal Kit; W/Ross Stg. Gear; W/Casting No. HF54; ☆J	8703	Pump Drive Shaft Seal Kit; W/Separate Brake Booster Pump.....	8709
Ross Stg. Gear; W/Casting No. HF64.....	8704	Stg. Gear Major Seal Kit; W/Ross Stg. Gear; W/Casting No. HF54; ☆J	8703
Ross Stg. Gear; W/Casting No. HFB52.....	8706	Ross Stg. Gear; W/Casting No. HF64.....	8704
Ross Stg. Gear; W/Casting No. HFB64.....	8707	Ross Stg. Gear; W/Casting No. HFB52.....	8706
		Ross Stg. Gear; W/Casting No. HFB64.....	8707
1994		1988	
CUMMINS B SERIES 5.9 L DIESEL ENG.; CUMMINS C SERIES 8.3 L DIESEL ENG.; FORD V-8 7.0 L ENG.		FORD 6-CYL. 7.8 L DIESEL ENG.	
Pump Complete Rebuilding Kit; W/Separate Brake Booster Pump.....	7910	Pump Complete Rebuilding Kit; W/Separate Brake Booster Pump.....	7910
Pump Seal Kit; W/Eaton Model B Pump; ☆E.....	8702	Pump Seal Kit; W/Separate Brake Booster Pump.....	7918
Pump Seal Kit; W/Eaton Model U Pump.....	8705	Pump Drive Shaft Seal Kit; W/Separate Brake Booster Pump.....	8709
Pump Seal Kit; W/Separate Brake Booster Pump.....	7918	Stg. Gear Major Seal Kit; W/Ross Stg. Gear; W/Casting No. HF54; ☆J	8703
Pump Drive Shaft Seal Kit; W/Separate Brake Booster Pump.....	8709	Ross Stg. Gear; W/Casting No. HF64.....	8704
Stg. Gear Major Seal Kit; W/Ross Stg. Gear; W/Casting No. HF54; ☆J	8703	Ross Stg. Gear; W/Casting No. HFB52.....	8706
Ross Stg. Gear; W/Casting No. HF64.....	8704	Ross Stg. Gear; W/Casting No. HFB64.....	8707
Ross Stg. Gear; W/Casting No. HFB52.....	8706		
Ross Stg. Gear; W/Casting No. HFB64.....	8707		
1993		1987	
CUMMINS B SERIES 5.9 L DIESEL ENG.; CUMMINS C SERIES 8.3 L DIESEL ENG.; FORD 6-CYL. 6.6 L DIESEL ENG.; FORD 6-CYL. 7.8 L DIESEL ENG.; FORD V-8 7.0 L ENG.		DETROIT DIESEL V-8 8.2 L DIESEL ENG.; FORD 6-CYL. 7.8 L DIESEL ENG.	
Pump Complete Rebuilding Kit; W/Separate Brake Booster Pump.....	7910	Pump Complete Rebuilding Kit; W/Separate Brake Booster Pump.....	7910
Pump Seal Kit; W/Eaton Model B Pump; ☆E.....	8702	Pump Seal Kit; W/Separate Brake Booster Pump.....	7918
Pump Seal Kit; W/Eaton Model U Pump.....	8705	Pump Seal Kit; W/Eaton Model B Pump; ☆E.....	8702
Pump Seal Kit; W/Separate Brake Booster Pump.....	7918	Pump Drive Shaft Seal Kit; W/Separate Brake Booster Pump.....	8709
Pump Drive Shaft Seal Kit; W/Separate Brake Booster Pump.....	8709	Stg. Gear Major Seal Kit; W/Ross Stg. Gear; W/Casting No. HF54; ☆J	8703
Stg. Gear Major Seal Kit; W/Ross Stg. Gear; W/Casting No. HF54; ☆J	8703	Ross Stg. Gear; W/Casting No. HF64.....	8704
Ross Stg. Gear; W/Casting No. HF64.....	8704	Ross Stg. Gear; W/Casting No. HFB52.....	8706
Ross Stg. Gear; W/Casting No. HFB52.....	8706	Ross Stg. Gear; W/Casting No. HFB64.....	8707
Ross Stg. Gear; W/Casting No. HFB64.....	8707		
1992		L800	
CUMMINS B SERIES 5.9 L DIESEL ENG.; FORD 6-CYL. 6.6 L DIESEL ENG.; FORD 6-CYL. 7.8 L DIESEL ENG.; FORD V-8 7.0 L ENG.		1984	
Pump Complete Rebuilding Kit; W/Separate Brake Booster Pump.....	7910	FORD V-8 6.1 L ENG.; FORD V-8 7.0 L ENG.	
Pump Seal Kit; W/Eaton Model B Pump; ☆E.....	8702	Pump Complete Rebuilding Kit; W/Separate Brake Booster Pump.....	7910
Pump Seal Kit; W/Eaton Model U Pump.....	8705	Pump Seal Kit; W/Eaton Model U Pump.....	8705
Pump Seal Kit; W/TRW P.S. Pump.....	7898	Pump Seal Kit; W/TRW P.S. Pump.....	7898
		Pump Seal Kit; W/Separate Brake Booster Pump.....	7918
		Pump Seal Kit; W/Eaton Model B Pump; ☆E.....	8702
		Pump Drive Shaft Seal Kit; W/Separate Brake Booster Pump.....	8709

☆ See Pages A14 - A15 For Pump or Gear Identification.

SYSTEM
PUMP &
GEAR
IDENT.

SYSTEM &
COM-
PONENT
IDENT.

PASS.
CARS

LIGHT
TRUCKS

MEDIUM/
HEAVY
TRUCKS

BUSES

HOSE
NUMER-
ICAL

REPAIR
KITS

KIT
NUMER-
ICAL

ILLUSTRATIONS

Power Steering Repair Kits for Medium/Heavy-Duty Trucks and Buses

Application	Kit No.	Application	Kit No.
FORD - Continued		FORD - Continued	
L900 - Continued		L8000 - Continued	
1981-1980 - Continued		1992-1991	
FORD V-8 7.8 L ENG.; FORD V-8 8.8 L ENG. - Continued		CATERPILLAR 3406 DIESEL ENG.; CUMMINS L10 DIESEL ENG.; FORD 6-CYL. 6.6 L DIESEL ENG.; FORD 6-CYL. 7.8 L DIESEL ENG.	
Ross Stg. Gear; W/Casting No. HFB52	8706	Pump Complete Rebuilding Kit; W/Separate Brake Booster Pump.....	7910
Ross Stg. Gear; W/Casting No. HFB64	8707	Pump Seal Kit; W/Eaton Model B Pump; ☆E.....	8702
1979		Pump Seal Kit; W/Eaton Model U Pump.....	8705
FORD V-8 401 ENG.; FORD V-8 475 ENG.; FORD V-8 477 ENG.; FORD V-8 534 ENG.		Pump Seal Kit; W/Separate Brake Booster Pump	7918
Pump Seal Kit; W/Eaton Model B Pump; ☆E.....	8702	Pump Drive Shaft Seal Kit; W/Separate Brake Booster Pump	8709
Pump Seal Kit; W/Eaton Model U Pump.....	8705	Stg. Gear Major Seal Kit; W/Ross Stg. Gear; W/Casting No. HF54; ☆J	8703
Pump Seal Kit; W/TRW P.S. Pump.....	7898	Ross Stg. Gear; W/Casting No. HF64.....	8704
Stg. Gear Major Seal Kit; W/Ross Stg. Gear; W/Casting No. HF54; ☆J	8703	Ross Stg. Gear; W/Casting No. HFB52	8706
Ross Stg. Gear; W/Casting No. HF64.....	8704	Ross Stg. Gear; W/Casting No. HFB64	8707
Ross Stg. Gear; W/Casting No. HFB52	8706	1990-1989	
Ross Stg. Gear; W/Casting No. HFB64	8707	FORD 6-CYL. 7.8 L DIESEL ENG.	
1975-1973		Pump Complete Rebuilding Kit; W/Separate Brake Booster Pump.....	7910
FORD V-8 401 ENG.; FORD V-8 475 ENG.; FORD V-8 477 ENG.; FORD V-8 534 ENG.		Pump Seal Kit; W/Eaton Model B Pump; ☆E.....	8702
Pump Seal Kit; W/Eaton Model B Pump; ☆E.....	8702	Pump Seal Kit; W/Separate Brake Booster Pump	7918
Pump Seal Kit; W/Eaton Model U Pump.....	8705	Pump Drive Shaft Seal Kit; W/Separate Brake Booster Pump	8709
Pump Seal Kit; W/TRW P.S. Pump.....	7898	Stg. Gear Major Seal Kit; W/Ross Stg. Gear; W/Casting No. HF54; ☆J	8703
Stg. Gear Major Seal Kit; W/Ross Stg. Gear; W/Casting No. HF54; ☆J	8703	Ross Stg. Gear; W/Casting No. HF64.....	8704
Ross Stg. Gear; W/Casting No. HF64.....	8704	Ross Stg. Gear; W/Casting No. HFB52	8706
Ross Stg. Gear; W/Casting No. HFB52	8706	Ross Stg. Gear; W/Casting No. HFB64	8707
Ross Stg. Gear; W/Casting No. HFB64	8707	1988-1987	
1972		CATERPILLAR 3208 DIESEL ENG.; FORD 6-CYL. 7.8 L DIESEL ENG.	
FORD V-8 401 ENG.; FORD V-8 475 ENG.; FORD V-8 477 ENG.; FORD V-8 534 ENG.		Pump Complete Rebuilding Kit; W/Separate Brake Booster Pump.....	7910
Pump Seal Kit; W/Eaton Model B Pump; ☆E.....	8702	Pump Seal Kit; W/Separate Brake Booster Pump	7918
Pump Seal Kit; W/Eaton Model U Pump.....	8705	Pump Seal Kit; W/Eaton Model B Pump; ☆E.....	8702
Pump Seal Kit; W/TRW P.S. Pump.....	7898	Pump Seal Kit; W/TRW P.S. Pump.....	7898
Stg. Gear Major Seal Kit; W/Ross Stg. Gear; W/Casting No. HF54; ☆J	8703	Pump Seal Kit; W/Separate Brake Booster Pump	7918
Ross Stg. Gear; W/Casting No. HF64.....	8704	Pump Seal Kit; W/Eaton Model B Pump; ☆E.....	8702
Ross Stg. Gear; W/Casting No. HFB52	8706	Pump Drive Shaft Seal Kit; W/Separate Brake Booster Pump	8709
Ross Stg. Gear; W/Casting No. HFB64	8707	Stg. Gear Major Seal Kit; W/Ross Stg. Gear; W/Casting No. HF54; ☆J	8703
1972		Ross Stg. Gear; W/Casting No. HF64.....	8704
FORD V-8 401 ENG.; FORD V-8 475 ENG.; FORD V-8 477 ENG.; FORD V-8 534 ENG.		Ross Stg. Gear; W/Casting No. HFB52	8706
Pump Seal Kit; W/Eaton Model B Pump; ☆E.....	8702	Ross Stg. Gear; W/Casting No. HFB64	8707
Pump Seal Kit; W/Eaton Model U Pump.....	8705	1986-1984	
Pump Seal Kit; W/TRW P.S. Pump.....	7898	CATERPILLAR 3208 DIESEL ENG.	
L8000		Pump Complete Rebuilding Kit; W/Separate Brake Booster Pump.....	7910
1995		Pump Seal Kit; W/Eaton Model U Pump.....	8705
CATERPILLAR 3406 DIESEL ENG.; CUMMINS B SERIES 5.9 L DIESEL ENG.; CUMMINS C SERIES 8.3 L DIESEL ENG.; CUMMINS N14 DIESEL ENG.		Pump Seal Kit; W/TRW P.S. Pump.....	7898
Pump Seal Kit; W/Eaton Model B Pump; ☆E.....	8702	Pump Seal Kit; W/Separate Brake Booster Pump	7918
Pump Seal Kit; W/Eaton Model U Pump.....	8705	Pump Seal Kit; W/Eaton Model B Pump; ☆E.....	8702
Stg. Gear Major Seal Kit; W/Ross Stg. Gear; W/Casting No. HF54; ☆J	8703	Pump Drive Shaft Seal Kit; W/Separate Brake Booster Pump	8709
Ross Stg. Gear; W/Casting No. HF64.....	8704	Stg. Gear Major Seal Kit; W/Ross Stg. Gear; W/Casting No. HF54; ☆J	8703
Ross Stg. Gear; W/Casting No. HFB52	8706	Ross Stg. Gear; W/Casting No. HF64.....	8704
Ross Stg. Gear; W/Casting No. HFB64	8707	Ross Stg. Gear; W/Casting No. HFB52	8706
1994		Ross Stg. Gear; W/Casting No. HFB64	8707
CATERPILLAR 3406 DIESEL ENG.; CUMMINS B SERIES 5.9 L DIESEL ENG.; CUMMINS C SERIES 8.3 L DIESEL ENG.; CUMMINS N14 DIESEL ENG.		1982-1980	
Pump Complete Rebuilding Kit; W/Separate Brake Booster Pump.....	7910	CATERPILLAR 3208 DIESEL ENG.	
Pump Seal Kit; W/Eaton Model B Pump; ☆E.....	8702	Pump Seal Kit; W/Eaton Model B Pump; ☆E.....	8702
Pump Seal Kit; W/Eaton Model U Pump.....	8705	Pump Seal Kit; W/Eaton Model U Pump.....	8705
Pump Seal Kit; W/Separate Brake Booster Pump.....	7918	Pump Seal Kit; W/TRW P.S. Pump.....	7898
Pump Drive Shaft Seal Kit; W/Separate Brake Booster Pump	8709	Stg. Gear Major Seal Kit; W/Ross Stg. Gear; W/Casting No. HF54; ☆J	8703
Stg. Gear Major Seal Kit; W/Ross Stg. Gear; W/Casting No. HF54; ☆J	8703	Ross Stg. Gear; W/Casting No. HF64.....	8704
Ross Stg. Gear; W/Casting No. HF64.....	8704	Ross Stg. Gear; W/Casting No. HFB52	8706
Ross Stg. Gear; W/Casting No. HFB52	8706	Ross Stg. Gear; W/Casting No. HFB64	8707
Ross Stg. Gear; W/Casting No. HFB64	8707	1979	
1993		CATERPILLAR 3208 DIESEL ENG.; CUMMINS V555 DIESEL ENG.; CUMMINS VT555 DIESEL ENG.	
CATERPILLAR 3406 DIESEL ENG.; CUMMINS B SERIES 5.9 L DIESEL ENG.; CUMMINS C SERIES 8.3 L DIESEL ENG.; CUMMINS N14 DIESEL ENG.; FORD 6-CYL. 6.6 L DIESEL ENG.; FORD 6-CYL. 7.8 L DIESEL ENG.		Stg. Gear Major Seal Kit; W/Ross Stg. Gear; W/Casting No. HF54; ☆J	8703
Pump Complete Rebuilding Kit; W/Separate Brake Booster Pump.....	7910	Ross Stg. Gear; W/Casting No. HF64.....	8704
Pump Seal Kit; W/Eaton Model B Pump; ☆E.....	8702	Ross Stg. Gear; W/Casting No. HFB52	8706
Pump Seal Kit; W/Eaton Model U Pump.....	8705	Ross Stg. Gear; W/Casting No. HFB64	8707
Pump Seal Kit; W/Separate Brake Booster Pump.....	7918	1975-1973	
Pump Drive Shaft Seal Kit; W/Separate Brake Booster Pump	8709	CATERPILLAR 3208 DIESEL ENG.; CATERPILLAR V150 DIESEL ENG.; CATERPILLAR V175 DIESEL ENG.; CATERPILLAR V190 DIESEL ENG.; CATERPILLAR V290 DIESEL ENG.; CUMMINS V555 DIESEL ENG.; CUMMINS VT555 DIESEL ENG.	
Stg. Gear Major Seal Kit; W/Ross Stg. Gear; W/Casting No. HF54; ☆J	8703	Pump Seal Kit; W/Eaton Model B Pump; ☆E.....	8702
Ross Stg. Gear; W/Casting No. HF64.....	8704	Pump Seal Kit; W/Eaton Model U Pump.....	8705
Ross Stg. Gear; W/Casting No. HFB52	8706	Pump Seal Kit; W/TRW P.S. Pump.....	7898
Ross Stg. Gear; W/Casting No. HFB64	8707	Stg. Gear Major Seal Kit; W/Ross Stg. Gear; W/Casting No. HF54; ☆J	8703
1993		Ross Stg. Gear; W/Casting No. HF64.....	8704
CATERPILLAR 3406 DIESEL ENG.; CUMMINS B SERIES 5.9 L DIESEL ENG.; CUMMINS C SERIES 8.3 L DIESEL ENG.; CUMMINS N14 DIESEL ENG.; FORD 6-CYL. 6.6 L DIESEL ENG.; FORD 6-CYL. 7.8 L DIESEL ENG.		Ross Stg. Gear; W/Casting No. HFB52	8706
Pump Complete Rebuilding Kit; W/Separate Brake Booster Pump.....	7910	Ross Stg. Gear; W/Casting No. HFB64	8707
Pump Seal Kit; W/Eaton Model B Pump; ☆E.....	8702	1975-1973	
Pump Seal Kit; W/Eaton Model U Pump.....	8705	CATERPILLAR 3208 DIESEL ENG.; CATERPILLAR V150 DIESEL ENG.; CATERPILLAR V175 DIESEL ENG.; CATERPILLAR V190 DIESEL ENG.; CATERPILLAR V290 DIESEL ENG.; CUMMINS V555 DIESEL ENG.; CUMMINS VT555 DIESEL ENG.	
Pump Seal Kit; W/Separate Brake Booster Pump.....	7918	Pump Seal Kit; W/Eaton Model B Pump; ☆E.....	8702
Pump Drive Shaft Seal Kit; W/Separate Brake Booster Pump	8709	Pump Seal Kit; W/Eaton Model U Pump.....	8705
Stg. Gear Major Seal Kit; W/Ross Stg. Gear; W/Casting No. HF54; ☆J	8703	Pump Seal Kit; W/TRW P.S. Pump.....	7898
Ross Stg. Gear; W/Casting No. HF64.....	8704	Stg. Gear Major Seal Kit; W/Ross Stg. Gear; W/Casting No. HF54; ☆J	8703
Ross Stg. Gear; W/Casting No. HFB52	8706	Ross Stg. Gear; W/Casting No. HF64.....	8704
Ross Stg. Gear; W/Casting No. HFB64	8707	Ross Stg. Gear; W/Casting No. HFB52	8706
1993		Ross Stg. Gear; W/Casting No. HFB64	8707

☆ See Pages A14 - A15 For Pump or Gear Identification.

SYSTEM PUMP & GEAR IDENT.

SYSTEM & COMPONENT IDENT.

PASS. CARS

LIGHT TRUCKS

MEDIUM/HEAVY TRUCKS

BUSES

HOSE NUMERICAL

REPAIR KITS

KIT NUMERICAL

ILLUSTRATIONS

Power Steering Repair Kits for Medium/Heavy-Duty Trucks and Buses

Application	Kit No.	Application	Kit No.
FORD - Continued		FORD - Continued	
L9000 - Continued		LA8000 - Continued	
1979		1993	
CATERPILLAR 3406 DIESEL ENG.; CUMMINS NH DIESEL ENG.; CUMMINS 6-CYL. 14.0 L DIESEL ENG.; DETROIT DIESEL 6-71 DIESEL ENG.; DETROIT DIESEL 6V-92 DIESEL ENG.; DETROIT DIESEL 8V-71 DIESEL ENG.; DETROIT DIESEL 8V-71N DIESEL ENG.; DETROIT DIESEL 8V-71T DIESEL ENG.		CATERPILLAR 3406 DIESEL ENG.; CUMMINS C SERIES 8.3 L DIESEL ENG.; CUMMINS N14 DIESEL ENG.; FORD 6-CYL. 6.6 L DIESEL ENG.; FORD 6-CYL. 7.8 L DIESEL ENG.	
Pump Seal Kit; W/Eaton Model B Pump; ☆E.....	8702	Pump Complete Rebuilding Kit; W/Separate Brake Booster Pump.....	7910
Pump Seal Kit; W/Eaton Model U Pump.....	8705	Pump Seal Kit; W/Eaton Model B Pump; ☆E.....	8702
Pump Seal Kit; W/TRW P.S. Pump.....	7898	Pump Seal Kit; W/Eaton Model U Pump.....	8705
Stg. Gear Major Seal Kit; W/Ross Stg. Gear; W/Casting No. HF54; ☆J	8703	Pump Seal Kit; W/Separate Brake Booster Pump.....	7918
Ross Stg. Gear; W/Casting No. HF64.....	8704	Pump Drive Shaft Seal Kit; W/Separate Brake Booster Pump.....	8709
Ross Stg. Gear; W/Casting No. HFB52.....	8706	Stg. Gear Major Seal Kit; W/Ross Stg. Gear; W/Casting No. HF54; ☆J	8703
Ross Stg. Gear; W/Casting No. HFB64.....	8707	Ross Stg. Gear; W/Casting No. HF64.....	8704
		Ross Stg. Gear; W/Casting No. HFB52.....	8706
		Ross Stg. Gear; W/Casting No. HFB64.....	8707
1975		1992	
CATERPILLAR 3406 DIESEL ENG.; CUMMINS NH DIESEL ENG.; CUMMINS V903 DIESEL ENG.; CUMMINS 6-CYL. 14.0 L DIESEL ENG.; DETROIT DIESEL 6-71 DIESEL ENG.; DETROIT DIESEL 8V-71 DIESEL ENG.; DETROIT DIESEL 8V-71N DIESEL ENG.; DETROIT DIESEL 8V-71T DIESEL ENG.		CATERPILLAR 3406 DIESEL ENG.; CUMMINS L10 DIESEL ENG.; CUMMINS N14 DIESEL ENG.; FORD 6-CYL. 6.6 L DIESEL ENG.; FORD 6-CYL. 7.8 L DIESEL ENG.	
Pump Seal Kit; W/Eaton Model B Pump; ☆E.....	8702	Pump Complete Rebuilding Kit; W/Separate Brake Booster Pump.....	7910
Pump Seal Kit; W/Eaton Model U Pump.....	8705	Pump Seal Kit; W/Eaton Model B Pump; ☆E.....	8702
Pump Seal Kit; W/TRW P.S. Pump.....	7898	Pump Seal Kit; W/Eaton Model U Pump.....	8705
Stg. Gear Major Seal Kit; W/Ross Stg. Gear; W/Casting No. HF54; ☆J	8703	Pump Seal Kit; W/Separate Brake Booster Pump.....	7918
Ross Stg. Gear; W/Casting No. HF64.....	8704	Pump Drive Shaft Seal Kit; W/Separate Brake Booster Pump.....	8709
Ross Stg. Gear; W/Casting No. HFB52.....	8706	Stg. Gear Major Seal Kit; W/Ross Stg. Gear; W/Casting No. HF54; ☆J	8703
Ross Stg. Gear; W/Casting No. HFB64.....	8707	Ross Stg. Gear; W/Casting No. HF64.....	8704
		Ross Stg. Gear; W/Casting No. HFB52.....	8706
		Ross Stg. Gear; W/Casting No. HFB64.....	8707
1974-1973		1991	
CUMMINS NH DIESEL ENG.; CUMMINS V903 DIESEL ENG.; CUMMINS 6-CYL. 14.0 L DIESEL ENG.; DETROIT DIESEL 6-71 DIESEL ENG.; DETROIT DIESEL 8V-71 DIESEL ENG.; DETROIT DIESEL 8V-71N DIESEL ENG.; DETROIT DIESEL 8V-71T DIESEL ENG.		CATERPILLAR 3406 DIESEL ENG.; CUMMINS L10 DIESEL ENG.; FORD 6-CYL. 6.6 L DIESEL ENG.; FORD 6-CYL. 7.8 L DIESEL ENG.	
Pump Seal Kit; W/Eaton Model B Pump; ☆E.....	8702	Pump Complete Rebuilding Kit; W/Separate Brake Booster Pump.....	7910
Pump Seal Kit; W/Eaton Model U Pump.....	8705	Pump Seal Kit; W/Eaton Model B Pump; ☆E.....	8702
Pump Seal Kit; W/TRW P.S. Pump.....	7898	Pump Seal Kit; W/Eaton Model U Pump.....	8705
Stg. Gear Major Seal Kit; W/Ross Stg. Gear; W/Casting No. HF54; ☆J	8703	Pump Seal Kit; W/Separate Brake Booster Pump.....	7918
Ross Stg. Gear; W/Casting No. HF64.....	8704	Pump Drive Shaft Seal Kit; W/Separate Brake Booster Pump.....	8709
Ross Stg. Gear; W/Casting No. HFB52.....	8706	Stg. Gear Major Seal Kit; W/Ross Stg. Gear; W/Casting No. HF54; ☆J	8703
Ross Stg. Gear; W/Casting No. HFB64.....	8707	Ross Stg. Gear; W/Casting No. HF64.....	8704
		Ross Stg. Gear; W/Casting No. HFB52.....	8706
		Ross Stg. Gear; W/Casting No. HFB64.....	8707
1972		1990	
CUMMINS NH DIESEL ENG.; CUMMINS V903 DIESEL ENG.; CUMMINS 6-CYL. 14.0 L DIESEL ENG.; DETROIT DIESEL 6-71 DIESEL ENG.; DETROIT DIESEL 8V-71 DIESEL ENG.; DETROIT DIESEL 8V-71N DIESEL ENG.; DETROIT DIESEL 8V-71T DIESEL ENG.		FORD 6-CYL. 7.8 L DIESEL ENG.	
Pump Seal Kit; W/Eaton Model B Pump; ☆E.....	8702	Pump Complete Rebuilding Kit; W/Separate Brake Booster Pump.....	7910
Pump Seal Kit; W/Eaton Model U Pump.....	8705	Pump Seal Kit; W/Eaton Model B Pump; ☆E.....	8702
Pump Seal Kit; W/TRW P.S. Pump.....	7898	Pump Seal Kit; W/Separate Brake Booster Pump.....	7918
Stg. Gear Major Seal Kit; W/Ross Stg. Gear; W/Casting No. HF54; ☆J	8703	Pump Drive Shaft Seal Kit; W/Separate Brake Booster Pump.....	8709
Ross Stg. Gear; W/Casting No. HF64.....	8704	Stg. Gear Major Seal Kit; W/Ross Stg. Gear; W/Casting No. HF54; ☆J	8703
Ross Stg. Gear; W/Casting No. HFB52.....	8706	Ross Stg. Gear; W/Casting No. HF64.....	8704
Ross Stg. Gear; W/Casting No. HFB64.....	8707	Ross Stg. Gear; W/Casting No. HFB52.....	8706
		Ross Stg. Gear; W/Casting No. HFB64.....	8707
1995		LA9000	
CATERPILLAR 3406 DIESEL ENG.; CUMMINS B SERIES 5.9 L DIESEL ENG.; CUMMINS C SERIES 8.3 L DIESEL ENG.; CUMMINS N14 DIESEL ENG.		1995	
Pump Seal Kit; W/Eaton Model B Pump; ☆E.....	8702	CATERPILLAR 3176 DIESEL ENG.; CATERPILLAR 3306 DIESEL ENG.; CATERPILLAR 3406 DIESEL ENG.; CUMMINS B SERIES 5.9 L DIESEL ENG.; CUMMINS C SERIES 8.3 L DIESEL ENG.; CUMMINS L10 DIESEL ENG.; CUMMINS M11 DIESEL ENG.; CUMMINS N14 DIESEL ENG.; DETROIT DIESEL 6-CYL. 11.1 L DIESEL ENG.	
Pump Seal Kit; W/Eaton Model U Pump.....	8705	Pump Seal Kit; W/Eaton Model B Pump; ☆E.....	8702
Stg. Gear Major Seal Kit; W/Ross Stg. Gear; W/Casting No. HF54; ☆J	8703	Pump Seal Kit; W/Eaton Model U Pump.....	8705
Ross Stg. Gear; W/Casting No. HF64.....	8704	Stg. Gear Major Seal Kit; W/Ross Stg. Gear; W/Casting No. HF54; ☆J	8703
Ross Stg. Gear; W/Casting No. HFB52.....	8706	Ross Stg. Gear; W/Casting No. HF64.....	8704
Ross Stg. Gear; W/Casting No. HFB64.....	8707	Ross Stg. Gear; W/Casting No. HFB52.....	8706
		Ross Stg. Gear; W/Casting No. HFB64.....	8707
1994		1994	
CATERPILLAR 3406 DIESEL ENG.; CUMMINS B SERIES 5.9 L DIESEL ENG.; CUMMINS C SERIES 8.3 L DIESEL ENG.; CUMMINS N14 DIESEL ENG.		CATERPILLAR 3176 DIESEL ENG.; CATERPILLAR 3406 DIESEL ENG.; CUMMINS B SERIES 5.9 L DIESEL ENG.; CUMMINS C SERIES 8.3 L DIESEL ENG.; CUMMINS L10 DIESEL ENG.	
Pump Complete Rebuilding Kit; W/Separate Brake Booster Pump.....	7910	Pump Complete Rebuilding Kit; W/Separate Brake Booster Pump.....	7910
Pump Seal Kit; W/Eaton Model B Pump; ☆E.....	8702	Pump Seal Kit; W/Eaton Model B Pump; ☆E.....	8702
Pump Seal Kit; W/Eaton Model U Pump.....	8705	Pump Seal Kit; W/Eaton Model U Pump.....	8705
Pump Seal Kit; W/Separate Brake Booster Pump.....	7918	Pump Seal Kit; W/Separate Brake Booster Pump.....	7918
Pump Drive Shaft Seal Kit; W/Separate Brake Booster Pump.....	8709	Pump Drive Shaft Seal Kit; W/Separate Brake Booster Pump.....	8709
Stg. Gear Major Seal Kit; W/Ross Stg. Gear; W/Casting No. HF54; ☆J	8703	Stg. Gear Major Seal Kit; W/Ross Stg. Gear; W/Casting No. HF54; ☆J	8703
Ross Stg. Gear; W/Casting No. HF64.....	8704	Ross Stg. Gear; W/Casting No. HF64.....	8704
Ross Stg. Gear; W/Casting No. HFB52.....	8706	Ross Stg. Gear; W/Casting No. HFB52.....	8706
Ross Stg. Gear; W/Casting No. HFB64.....	8707	Ross Stg. Gear; W/Casting No. HFB64.....	8707

☆ See Pages A14 - A15 For Pump or Gear Identification.

SYSTEM
PUMP &
GEAR
IDENT.

SYSTEM &
COM-
PONENT
IDENT.

PASS.
CARS

LIGHT
TRUCKS

MEDIUM/
HEAVY
TRUCKS

BUSES

HOSE
NUMER-
ICAL

REPAIR
KITS

KIT
NUMER-
ICAL

ILLUST-
RATIONS

Power Steering Repair Kits for Medium/Heavy-Duty Trucks and Buses

	Application	Kit No.	Application	Kit No.
SYSTEM PUMP & GEAR IDENT.	FORD - Continued		FORD - Continued	
	LA9000 - Continued		LL9000	
	1994 - Continued		1995	
	CATERPILLAR 3176 DIESEL ENG.; CATERPILLAR 3406 DIESEL ENG.; CUMMINS B SERIES 5.9 L DIESEL ENG.; CUMMINS C SERIES 8.3 L DIESEL ENG.; CUMMINS L10 DIESEL ENG.; CUMMINS N14 DIESEL ENG. - Continued		CATERPILLAR 3176 DIESEL ENG.; CATERPILLAR 3406 DIESEL ENG.; CUMMINS B SERIES 5.9 L DIESEL ENG.; CUMMINS C SERIES 8.3 L DIESEL ENG.; CUMMINS L10 DIESEL ENG.; CUMMINS M11 DIESEL ENG.	
	Ross Stg. Gear; W/Casting No. HF64.....	8704	Pump Seal Kit; W/Eaton Model B Pump; ☆E.....	8702
	Ross Stg. Gear; W/Casting No. HFB52.....	8706	Pump Seal Kit; W/Eaton Model U Pump.....	8705
	Ross Stg. Gear; W/Casting No. HFB64.....	8707	Stg. Gear Major Seal Kit; W/Ross Stg. Gear; W/Casting No. HF54; ☆J	8703
			Ross Stg. Gear; W/Casting No. HF64.....	8704
			Ross Stg. Gear; W/Casting No. HFB52.....	8706
			Ross Stg. Gear; W/Casting No. HFB64.....	8707
	1993		CUMMINS N14 DIESEL ENG.	
	CATERPILLAR 3176 DIESEL ENG.; CUMMINS L10 DIESEL ENG.; CUMMINS N14 DIESEL ENG.		Pump Seal Kit; W/Eaton Model B Pump; ☆E.....	8702
	Pump Complete Rebuilding Kit; W/Separate Brake Booster Pump.....	7910	Stg. Gear Major Seal Kit; W/Ross Stg. Gear; W/Casting No. HF54; ☆J	8703
	Pump Seal Kit; W/Eaton Model B Pump; ☆E.....	8702	Ross Stg. Gear; W/Casting No. HF64.....	8704
	Pump Seal Kit; W/Eaton Model U Pump.....	8705	Ross Stg. Gear; W/Casting No. HFB52.....	8706
	Pump Seal Kit; W/Separate Brake Booster Pump.....	7918	Ross Stg. Gear; W/Casting No. HFB64.....	8707
	Pump Drive Shaft Seal Kit; W/Separate Brake Booster Pump.....	8709		
	Stg. Gear Major Seal Kit; W/Ross Stg. Gear; W/Casting No. HF54; ☆J	8703	1994	
	Ross Stg. Gear; W/Casting No. HF64.....	8704	CATERPILLAR 3176 DIESEL ENG.; CATERPILLAR 3406 DIESEL ENG.; CUMMINS B SERIES 5.9 L DIESEL ENG.; CUMMINS C SERIES 8.3 L DIESEL ENG.; CUMMINS N14 DIESEL ENG.	
	Ross Stg. Gear; W/Casting No. HFB52.....	8706	Pump Complete Rebuilding Kit; W/Separate Brake Booster Pump.....	7910
	Ross Stg. Gear; W/Casting No. HFB64.....	8707	Pump Seal Kit; W/Eaton Model B Pump; ☆E.....	8702
			Pump Seal Kit; W/Eaton Model U Pump.....	8705
	1992-1991		Pump Seal Kit; W/Separate Brake Booster Pump.....	7918
	CATERPILLAR 3176 DIESEL ENG.; CATERPILLAR 3406 DIESEL ENG.; CUMMINS L10 DIESEL ENG.; CUMMINS N14 DIESEL ENG.		Pump Drive Shaft Seal Kit; W/Separate Brake Booster Pump.....	8709
	Pump Complete Rebuilding Kit; W/Separate Brake Booster Pump.....	7910	Stg. Gear Major Seal Kit; W/Ross Stg. Gear; W/Casting No. HF54; ☆J	8703
	Pump Seal Kit; W/Eaton Model B Pump; ☆E.....	8702	Ross Stg. Gear; W/Casting No. HF64.....	8704
	Pump Seal Kit; W/Eaton Model U Pump.....	8705	Ross Stg. Gear; W/Casting No. HFB52.....	8706
	Pump Seal Kit; W/Separate Brake Booster Pump.....	7918	Ross Stg. Gear; W/Casting No. HFB64.....	8707
	Pump Drive Shaft Seal Kit; W/Separate Brake Booster Pump.....	8709		
	Stg. Gear Major Seal Kit; W/Ross Stg. Gear; W/Casting No. HF54; ☆J	8703	1993	
	Ross Stg. Gear; W/Casting No. HF64.....	8704	CATERPILLAR 3176 DIESEL ENG.; CATERPILLAR 3406 DIESEL ENG.; CUMMINS C SERIES 8.3 L DIESEL ENG.; CUMMINS N14 DIESEL ENG.	
	Ross Stg. Gear; W/Casting No. HFB52.....	8706	Pump Complete Rebuilding Kit; W/Separate Brake Booster Pump.....	7910
	Ross Stg. Gear; W/Casting No. HFB64.....	8707	Pump Seal Kit; W/Eaton Model B Pump; ☆E.....	8702
			Pump Seal Kit; W/Eaton Model U Pump.....	8705
	1990		Pump Seal Kit; W/Separate Brake Booster Pump.....	7918
	CATERPILLAR 3176 DIESEL ENG.; CATERPILLAR 3406 DIESEL ENG.; CUMMINS L10 DIESEL ENG.; CUMMINS 6-CYL. 14.0 L DIESEL ENG.		Pump Drive Shaft Seal Kit; W/Separate Brake Booster Pump.....	8709
	Pump Complete Rebuilding Kit; W/Separate Brake Booster Pump.....	7910	Stg. Gear Major Seal Kit; W/Ross Stg. Gear; W/Casting No. HF54; ☆J	8703
	Pump Seal Kit; W/Eaton Model B Pump; ☆E.....	8702	Ross Stg. Gear; W/Casting No. HF64.....	8704
	Pump Seal Kit; W/Separate Brake Booster Pump.....	7918	Ross Stg. Gear; W/Casting No. HFB52.....	8706
	Pump Drive Shaft Seal Kit; W/Separate Brake Booster Pump.....	8709	Ross Stg. Gear; W/Casting No. HFB64.....	8707
	Stg. Gear Major Seal Kit; W/Ross Stg. Gear; W/Casting No. HF54; ☆J	8703		
	Ross Stg. Gear; W/Casting No. HF64.....	8704	1992-1991	
	Ross Stg. Gear; W/Casting No. HFB52.....	8706	CATERPILLAR 3176 DIESEL ENG.; CATERPILLAR 3406 DIESEL ENG.; CUMMINS L10 DIESEL ENG.; CUMMINS N14 DIESEL ENG.	
	Ross Stg. Gear; W/Casting No. HFB64.....	8707	Pump Complete Rebuilding Kit; W/Separate Brake Booster Pump.....	7910
			Pump Seal Kit; W/Eaton Model B Pump; ☆E.....	8702
	1989		Pump Seal Kit; W/Eaton Model U Pump.....	8705
	CATERPILLAR 3406 DIESEL ENG.		Pump Seal Kit; W/Separate Brake Booster Pump.....	7918
	Pump Complete Rebuilding Kit; W/Separate Brake Booster Pump.....	7910	Pump Drive Shaft Seal Kit; W/Separate Brake Booster Pump.....	8709
	Pump Seal Kit; W/Separate Brake Booster Pump.....	7918	Stg. Gear Major Seal Kit; W/Ross Stg. Gear; W/Casting No. HF54; ☆J	8703
	Pump Seal Kit; W/Eaton Model B Pump; ☆E.....	8702	Ross Stg. Gear; W/Casting No. HF64.....	8704
	Pump Drive Shaft Seal Kit; W/Separate Brake Booster Pump.....	8709	Ross Stg. Gear; W/Casting No. HFB52.....	8706
	Stg. Gear Major Seal Kit; W/Ross Stg. Gear; W/Casting No. HF54; ☆J	8703	Ross Stg. Gear; W/Casting No. HFB64.....	8707
	Ross Stg. Gear; W/Casting No. HF64.....	8704		
	Ross Stg. Gear; W/Casting No. HFB52.....	8706	1990	
	Ross Stg. Gear; W/Casting No. HFB64.....	8707	CATERPILLAR 3176 DIESEL ENG.; CATERPILLAR 3406 DIESEL ENG.; CUMMINS L10 DIESEL ENG.; CUMMINS 6-CYL. 14.0 L DIESEL ENG.	
			Pump Complete Rebuilding Kit; W/Separate Brake Booster Pump.....	7910
	CUMMINS L10 DIESEL ENG.		Pump Seal Kit; W/Eaton Model B Pump; ☆E.....	8702
	Pump Complete Rebuilding Kit; W/Separate Brake Booster Pump.....	7910	Pump Seal Kit; W/Separate Brake Booster Pump.....	7918
	Pump Seal Kit; W/Separate Brake Booster Pump.....	7918	Pump Drive Shaft Seal Kit; W/Separate Brake Booster Pump.....	8709
	Pump Drive Shaft Seal Kit; W/Separate Brake Booster Pump.....	8709	Stg. Gear Major Seal Kit; W/Ross Stg. Gear; W/Casting No. HF54; ☆J	8703
	Stg. Gear Major Seal Kit; W/Ross Stg. Gear; W/Casting No. HF54; ☆J	8703	Ross Stg. Gear; W/Casting No. HF64.....	8704
	Ross Stg. Gear; W/Casting No. HF64.....	8704	Ross Stg. Gear; W/Casting No. HFB52.....	8706
	Ross Stg. Gear; W/Casting No. HFB52.....	8706	Ross Stg. Gear; W/Casting No. HFB64.....	8707
	Ross Stg. Gear; W/Casting No. HFB64.....	8707		
	1988		1989-1987	
	CUMMINS L10 DIESEL ENG.		CATERPILLAR 3406 DIESEL ENG.; CUMMINS 6-CYL. 14.0 L DIESEL ENG.	
	Pump Complete Rebuilding Kit; W/Separate Brake Booster Pump.....	7910	Pump Complete Rebuilding Kit; W/Separate Brake Booster Pump.....	7910
	Pump Seal Kit; W/Separate Brake Booster Pump.....	7918	Pump Seal Kit; W/Separate Brake Booster Pump.....	7918
	Pump Seal Kit; W/Eaton Model B Pump; ☆E.....	8702		
	Pump Drive Shaft Seal Kit; W/Separate Brake Booster Pump.....	8709		
	Stg. Gear Major Seal Kit; W/Ross Stg. Gear; W/Casting No. HF54; ☆J	8703		
	Ross Stg. Gear; W/Casting No. HF64.....	8704		
	Ross Stg. Gear; W/Casting No. HFB52.....	8706		
	Ross Stg. Gear; W/Casting No. HFB64.....	8707		

☆ See Pages A14 - A15 For Pump or Gear Identification.

Power Steering Repair Kits for Medium/Heavy-Duty Trucks and Buses

Application	Kit No.	Application	Kit No.
FORD - Continued		FORD - Continued	
LL9000 - Continued		LLA9000 - Continued	
1989-1987 - Continued		1993	
CATERPILLAR 3406 DIESEL ENG.; CUMMINS 6-CYL. 14.0 L DIESEL ENG. - Continued		CATERPILLAR 3176 DIESEL ENG.; CATERPILLAR 3406 DIESEL ENG.; CUMMINS C SERIES 8.3 L DIESEL ENG.; CUMMINS N14 DIESEL ENG.; DETROIT DIESEL SERIES 60 DIESEL ENG.	
Pump Seal Kit; W/Eaton Model B Pump; ☆E.....	8702	Pump Complete Rebuilding Kit; W/Separate Brake Booster Pump.....	7910
Pump Drive Shaft Seal Kit; W/Separate Brake Booster Pump	8709	Pump Seal Kit; W/Eaton Model B Pump; ☆E.....	8702
Stg. Gear Major Seal Kit; W/Ross Stg. Gear; W/Casting No. HF54; ☆J	8703	Pump Seal Kit; W/Eaton Model U Pump.....	8705
Ross Stg. Gear; W/Casting No. HF64.....	8704	Pump Seal Kit; W/Separate Brake Booster Pump.....	7918
Ross Stg. Gear; W/Casting No. HFB52.....	8706	Pump Drive Shaft Seal Kit; W/Separate Brake Booster Pump	8709
Ross Stg. Gear; W/Casting No. HFB64.....	8707	Stg. Gear Major Seal Kit; W/Ross Stg. Gear; W/Casting No. HF54; ☆J	8703
1986-1984		Ross Stg. Gear; W/Casting No. HF64.....	8704
CATERPILLAR 3406 DIESEL ENG.; CUMMINS 6-CYL. 14.0 L DIESEL ENG.		Ross Stg. Gear; W/Casting No. HFB52.....	8706
Pump Complete Rebuilding Kit; W/Separate Brake Booster Pump.....	7910	Ross Stg. Gear; W/Casting No. HFB64.....	8707
Pump Seal Kit; W/Separate Brake Booster Pump.....	7918	1992	
Pump Seal Kit; W/Eaton Model B Pump; ☆E.....	8702	CATERPILLAR 3176 DIESEL ENG.; CATERPILLAR 3406 DIESEL ENG.; CUMMINS L10 DIESEL ENG.; CUMMINS N14 DIESEL ENG.; DETROIT DIESEL SERIES 60 DIESEL ENG.	
Pump Seal Kit; W/Eaton Model U Pump.....	8705	Pump Complete Rebuilding Kit; W/Separate Brake Booster Pump.....	7910
Pump Seal Kit; W/TRW P.S. Pump.....	7898	Pump Seal Kit; W/Eaton Model B Pump; ☆E.....	8702
Pump Drive Shaft Seal Kit; W/Separate Brake Booster Pump	8709	Pump Seal Kit; W/Eaton Model U Pump.....	8705
Stg. Gear Major Seal Kit; W/Ross Stg. Gear; W/Casting No. HF54; ☆J	8703	Pump Seal Kit; W/Separate Brake Booster Pump.....	7918
Ross Stg. Gear; W/Casting No. HF64.....	8704	Pump Drive Shaft Seal Kit; W/Separate Brake Booster Pump	8709
Ross Stg. Gear; W/Casting No. HFB52.....	8706	Stg. Gear Major Seal Kit; W/Ross Stg. Gear; W/Casting No. HF54; ☆J	8703
Ross Stg. Gear; W/Casting No. HFB64.....	8707	Ross Stg. Gear; W/Casting No. HF64.....	8704
1979		Ross Stg. Gear; W/Casting No. HFB52.....	8706
CUMMINS 6-CYL. 14.0 L DIESEL ENG.		Ross Stg. Gear; W/Casting No. HFB64.....	8707
Pump Seal Kit; W/Eaton Model B Pump; ☆E.....	8702	1991	
Pump Seal Kit; W/Eaton Model U Pump.....	8705	CATERPILLAR 3176 DIESEL ENG.; CATERPILLAR 3406 DIESEL ENG.; CUMMINS L10 DIESEL ENG.; CUMMINS N14 DIESEL ENG.	
Pump Seal Kit; W/TRW P.S. Pump.....	7898	Pump Complete Rebuilding Kit; W/Separate Brake Booster Pump.....	7910
Stg. Gear Major Seal Kit; W/Ross Stg. Gear; W/Casting No. HF54; ☆J	8703	Pump Seal Kit; W/Eaton Model B Pump; ☆E.....	8702
Ross Stg. Gear; W/Casting No. HF64.....	8704	Pump Seal Kit; W/Eaton Model U Pump.....	8705
Ross Stg. Gear; W/Casting No. HFB52.....	8706	Pump Seal Kit; W/Separate Brake Booster Pump.....	7918
Ross Stg. Gear; W/Casting No. HFB64.....	8707	Pump Drive Shaft Seal Kit; W/Separate Brake Booster Pump	8709
1975-1973		Stg. Gear Major Seal Kit; W/Ross Stg. Gear; W/Casting No. HF54; ☆J	8703
CUMMINS 6-CYL. 14.0 L DIESEL ENG.		Ross Stg. Gear; W/Casting No. HF64.....	8704
Pump Seal Kit; W/Eaton Model B Pump; ☆E.....	8702	Ross Stg. Gear; W/Casting No. HFB52.....	8706
Pump Seal Kit; W/Eaton Model U Pump.....	8705	Ross Stg. Gear; W/Casting No. HFB64.....	8707
Pump Seal Kit; W/TRW P.S. Pump.....	7898	LLS9000	
Stg. Gear Major Seal Kit; W/Ross Stg. Gear; W/Casting No. HF54; ☆J	8703	1995	
Ross Stg. Gear; W/Casting No. HF64.....	8704	CATERPILLAR 3176 DIESEL ENG.; CATERPILLAR 3406 DIESEL ENG.; CUMMINS B SERIES 5.9 L DIESEL ENG.; CUMMINS C SERIES 8.3 L DIESEL ENG.; CUMMINS L10 DIESEL ENG.; CUMMINS M11 DIESEL ENG.; CUMMINS N14 DIESEL ENG.; DETROIT DIESEL 6-CYL. 11.1 L DIESEL ENG.	
Ross Stg. Gear; W/Casting No. HFB52.....	8706	Pump Seal Kit; W/Eaton Model B Pump; ☆E.....	8702
Ross Stg. Gear; W/Casting No. HFB64.....	8707	Pump Seal Kit; W/Eaton Model U Pump.....	8705
1972		Stg. Gear Major Seal Kit; W/Ross Stg. Gear; W/Casting No. HF54; ☆J	8703
CUMMINS 6-CYL. 14.0 L DIESEL ENG.		Ross Stg. Gear; W/Casting No. HF64.....	8704
Pump Seal Kit; W/Eaton Model B Pump; ☆E.....	8702	Ross Stg. Gear; W/Casting No. HFB52.....	8706
Pump Seal Kit; W/Eaton Model U Pump.....	8705	Ross Stg. Gear; W/Casting No. HFB64.....	8707
Pump Seal Kit; W/TRW P.S. Pump.....	7898	LLA9000	
1995		1995	
CATERPILLAR 3176 DIESEL ENG.; CATERPILLAR 3406 DIESEL ENG.; CUMMINS B SERIES 5.9 L DIESEL ENG.; CUMMINS C SERIES 8.3 L DIESEL ENG.; CUMMINS L10 DIESEL ENG.; CUMMINS M11 DIESEL ENG.; CUMMINS N14 DIESEL ENG.; DETROIT DIESEL 6-CYL. 11.1 L DIESEL ENG.		CATERPILLAR 3176 DIESEL ENG.; CATERPILLAR 3406 DIESEL ENG.; CUMMINS B SERIES 5.9 L DIESEL ENG.; CUMMINS C SERIES 8.3 L DIESEL ENG.; CUMMINS L10 DIESEL ENG.; CUMMINS M11 DIESEL ENG.; CUMMINS N14 DIESEL ENG.; DETROIT DIESEL 6-CYL. 11.1 L DIESEL ENG.	
Pump Seal Kit; W/Eaton Model B Pump; ☆E.....	8702	Pump Seal Kit; W/Eaton Model B Pump; ☆E.....	8702
Pump Seal Kit; W/Eaton Model U Pump.....	8705	Pump Seal Kit; W/Eaton Model U Pump.....	8705
Stg. Gear Major Seal Kit; W/Ross Stg. Gear; W/Casting No. HF54; ☆J	8703	Stg. Gear Major Seal Kit; W/Ross Stg. Gear; W/Casting No. HF54; ☆J	8703
Ross Stg. Gear; W/Casting No. HF64.....	8704	Ross Stg. Gear; W/Casting No. HF64.....	8704
Ross Stg. Gear; W/Casting No. HFB52.....	8706	Ross Stg. Gear; W/Casting No. HFB52.....	8706
Ross Stg. Gear; W/Casting No. HFB64.....	8707	Ross Stg. Gear; W/Casting No. HFB64.....	8707
1994		1994	
CATERPILLAR 3176 DIESEL ENG.; CATERPILLAR 3406 DIESEL ENG.; CUMMINS B SERIES 5.9 L DIESEL ENG.; CUMMINS C SERIES 8.3 L DIESEL ENG.; CUMMINS N14 DIESEL ENG.		CATERPILLAR 3176 DIESEL ENG.; CATERPILLAR 3406 DIESEL ENG.; CUMMINS B SERIES 5.9 L DIESEL ENG.; CUMMINS C SERIES 8.3 L DIESEL ENG.; CUMMINS N14 DIESEL ENG.	
Pump Complete Rebuilding Kit; W/Separate Brake Booster Pump.....	7910	Pump Complete Rebuilding Kit; W/Separate Brake Booster Pump.....	7910
Pump Seal Kit; W/Eaton Model B Pump; ☆E.....	8702	Pump Seal Kit; W/Eaton Model B Pump; ☆E.....	8702
Pump Seal Kit; W/Eaton Model U Pump.....	8705	Pump Seal Kit; W/Eaton Model U Pump.....	8705
Pump Seal Kit; W/Separate Brake Booster Pump	7918	Pump Seal Kit; W/Separate Brake Booster Pump	7918
Pump Drive Shaft Seal Kit; W/Separate Brake Booster Pump	8709	Pump Drive Shaft Seal Kit; W/Separate Brake Booster Pump	8709
Stg. Gear Major Seal Kit; W/Ross Stg. Gear; W/Casting No. HF54; ☆J	8703	Stg. Gear Major Seal Kit; W/Ross Stg. Gear; W/Casting No. HF54; ☆J	8703
Ross Stg. Gear; W/Casting No. HF64.....	8704	Ross Stg. Gear; W/Casting No. HF64.....	8704
Ross Stg. Gear; W/Casting No. HFB52.....	8706	Ross Stg. Gear; W/Casting No. HFB52.....	8706
Ross Stg. Gear; W/Casting No. HFB64.....	8707	Ross Stg. Gear; W/Casting No. HFB64.....	8707
1994		1993	
CATERPILLAR 3176 DIESEL ENG.; CATERPILLAR 3406 DIESEL ENG.; CUMMINS C SERIES 8.3 L DIESEL ENG.; CUMMINS N14 DIESEL ENG.		CATERPILLAR 3176 DIESEL ENG.; CATERPILLAR 3406 DIESEL ENG.; CUMMINS C SERIES 8.3 L DIESEL ENG.; CUMMINS N14 DIESEL ENG.	
Pump Complete Rebuilding Kit; W/Separate Brake Booster Pump.....	7910	Pump Complete Rebuilding Kit; W/Separate Brake Booster Pump.....	7910
Pump Seal Kit; W/Eaton Model B Pump; ☆E.....	8702	Pump Seal Kit; W/Eaton Model B Pump; ☆E.....	8702
Pump Seal Kit; W/Eaton Model U Pump.....	8705	Pump Seal Kit; W/Eaton Model U Pump.....	8705
Pump Seal Kit; W/Separate Brake Booster Pump	7918	Pump Seal Kit; W/Separate Brake Booster Pump	7918
Pump Drive Shaft Seal Kit; W/Separate Brake Booster Pump	8709	Pump Drive Shaft Seal Kit; W/Separate Brake Booster Pump	8709
Stg. Gear Major Seal Kit; W/Ross Stg. Gear; W/Casting No. HF54; ☆J	8703	Stg. Gear Major Seal Kit; W/Ross Stg. Gear; W/Casting No. HF54; ☆J	8703
Ross Stg. Gear; W/Casting No. HF64.....	8704	Ross Stg. Gear; W/Casting No. HF64.....	8704
Ross Stg. Gear; W/Casting No. HFB52.....	8706	Ross Stg. Gear; W/Casting No. HFB52.....	8706
Ross Stg. Gear; W/Casting No. HFB64.....	8707	Ross Stg. Gear; W/Casting No. HFB64.....	8707

☆ See Pages A14 - A15 For Pump or Gear Identification.

SYSTEM
PUMP &
GEAR
IDENT.

SYSTEM &
COM-
PONENT
IDENT.

PASS.
CARS

LIGHT
TRUCKS

MEDIUM/
HEAVY
TRUCKS

BUSES

HOSE
NUMER-
ICAL

REPAIR
KITS

KIT
NUMER-
ICAL

ILLUSTRATIONS

Power Steering Repair Kits for Medium/Heavy-Duty Trucks and Buses

	Application	Kit No.	Application	Kit No.
SYSTEM PUMP & GEAR IDENT.	FORD - Continued		FORD - Continued	
SYSTEM & COMPONENT IDENT.	LLS9000 - Continued		LN600 - Continued	
PASS. CARS	1993 - Continued CATERPILLAR 3176 DIESEL ENG.; CATERPILLAR 3406 DIESEL ENG.; CUMMINS C SERIES 8.3 L DIESEL ENG.; CUMMINS N14 DIESEL ENG. - Continued Pump Seal Kit; W/Eaton Model U Pump..... 8705 Pump Seal Kit; W/Separate Brake Booster Pump..... 7918 Pump Drive Shaft Seal Kit; W/Separate Brake Booster Pump..... 8709 Stg. Gear Major Seal Kit; W/Ross Stg. Gear; W/Casting No. HF54; ☆J 8703 Ross Stg. Gear; W/Casting No. HF64..... 8704 Ross Stg. Gear; W/Casting No. HFB52..... 8706 Ross Stg. Gear; W/Casting No. HFB64..... 8707		1975-1973 - Continued FORD V-8 330 ENG.; FORD V-8 359 ENG.; FORD V-8 361 ENG.; FORD V-8 389 ENG.; FORD V-8 391 ENG. - Continued Stg. Gear Major Seal Kit; W/Ross Stg. Gear; W/Casting No. HF54; ☆J 8703 Ross Stg. Gear; W/Casting No. HF64..... 8704 Ross Stg. Gear; W/Casting No. HFB52..... 8706 Ross Stg. Gear; W/Casting No. HFB64..... 8707	
LIGHT TRUCKS	1992-1991 CATERPILLAR 3176 DIESEL ENG.; CATERPILLAR 3406 DIESEL ENG.; CUMMINS L10 DIESEL ENG.; CUMMINS N14 DIESEL ENG. Pump Complete Rebuilding Kit; W/Separate Brake Booster Pump..... 7910 Pump Seal Kit; W/Eaton Model B Pump; ☆E..... 8702 Pump Seal Kit; W/Eaton Model U Pump..... 8705 Pump Seal Kit; W/Separate Brake Booster Pump..... 7918 Pump Drive Shaft Seal Kit; W/Separate Brake Booster Pump..... 8709 Stg. Gear Major Seal Kit; W/Ross Stg. Gear; W/Casting No. HF54; ☆J 8703 Ross Stg. Gear; W/Casting No. HF64..... 8704 Ross Stg. Gear; W/Casting No. HFB52..... 8706 Ross Stg. Gear; W/Casting No. HFB64..... 8707		1972 FORD V-8 330 ENG.; FORD V-8 359 ENG.; FORD V-8 361 ENG.; FORD V-8 389 ENG.; FORD V-8 391 ENG. Pump Seal Kit; W/Eaton Model U Pump..... 8705	
MEDIUM/HEAVY TRUCKS	LN600 1985-1984 DETROIT DIESEL V-8 8.2 L DIESEL ENG.; FORD V-8 6.1 L ENG. Pump Complete Rebuilding Kit; W/Separate Brake Booster Pump..... 7910 Pump Seal Kit; W/Separate Brake Booster Pump..... 7918 Pump Seal Kit; W/Eaton Model B Pump; ☆E..... 8702 Pump Seal Kit; W/Eaton Model U Pump..... 8705 Pump Seal Kit; W/TRW P.S. Pump..... 7898 Pump Drive Shaft Seal Kit; W/Separate Brake Booster Pump..... 8709 Stg. Gear Major Seal Kit; W/Ross Stg. Gear; W/Casting No. HF54; ☆J 8703 Ross Stg. Gear; W/Casting No. HF64..... 8704 Ross Stg. Gear; W/Casting No. HFB52..... 8706 Ross Stg. Gear; W/Casting No. HFB64..... 8707		1971-1970 FORD V-8 330 ENG.; FORD V-8 359 ENG.; FORD V-8 361 ENG.; FORD V-8 389 ENG.; FORD V-8 391 ENG. Pump Seal Kit..... 8705	
BUSES	1983-1981 DETROIT DIESEL V-8 8.2 L DIESEL ENG.; FORD V-8 6.1 L ENG. Pump Seal Kit; W/Eaton Model B Pump; ☆E..... 8702 Pump Seal Kit; W/Eaton Model U Pump..... 8705 Pump Seal Kit; W/TRW P.S. Pump..... 7898 Stg. Gear Major Seal Kit; W/Ross Stg. Gear; W/Casting No. HF54; ☆J 8703 Ross Stg. Gear; W/Casting No. HF64..... 8704 Ross Stg. Gear; W/Casting No. HFB52..... 8706 Ross Stg. Gear; W/Casting No. HFB64..... 8707		LN700 1987 DETROIT DIESEL V-8 8.2 L DIESEL ENG. Pump Complete Rebuilding Kit; W/Separate Brake Booster Pump..... 7910 Pump Seal Kit; W/Separate Brake Booster Pump..... 7918 Pump Seal Kit; W/Eaton Model B Pump; ☆E..... 8702 Pump Drive Shaft Seal Kit; W/Separate Brake Booster Pump..... 8709 Stg. Gear Major Seal Kit; W/Ross Stg. Gear; W/Casting No. HF54; ☆J 8703 Ross Stg. Gear; W/Casting No. HF64..... 8704 Ross Stg. Gear; W/Casting No. HFB52..... 8706 Ross Stg. Gear; W/Casting No. HFB64..... 8707	
HOSE NUMERICAL	1980 FORD V-8 6.1 L ENG. Pump Seal Kit; W/Eaton Model B Pump; ☆E..... 8702 Pump Seal Kit; W/Eaton Model U Pump..... 8705 Pump Seal Kit; W/TRW P.S. Pump..... 7898 Stg. Gear Major Seal Kit; W/Ross Stg. Gear; W/Casting No. HF54; ☆J 8703 Ross Stg. Gear; W/Casting No. HF64..... 8704 Ross Stg. Gear; W/Casting No. HFB52..... 8706 Ross Stg. Gear; W/Casting No. HFB64..... 8707		1986-1984 DETROIT DIESEL V-8 8.2 L DIESEL ENG.; FORD V-8 6.1 L ENG.; FORD V-8 7.0 L ENG. Pump Complete Rebuilding Kit; W/Separate Brake Booster Pump..... 7910 Pump Seal Kit; W/Separate Brake Booster Pump..... 7918 Pump Seal Kit; W/Eaton Model B Pump; ☆E..... 8702 Pump Seal Kit; W/Eaton Model U Pump..... 8705 Pump Seal Kit; W/TRW P.S. Pump..... 7898 Pump Drive Shaft Seal Kit; W/Separate Brake Booster Pump..... 8709 Stg. Gear Major Seal Kit; W/Ross Stg. Gear; W/Casting No. HF54; ☆J 8703 Ross Stg. Gear; W/Casting No. HF64..... 8704 Ross Stg. Gear; W/Casting No. HFB52..... 8706 Ross Stg. Gear; W/Casting No. HFB64..... 8707	
REPAIR KITS	1980 FORD V-8 6.1 L ENG. Pump Seal Kit; W/Eaton Model B Pump; ☆E..... 8702 Pump Seal Kit; W/Eaton Model U Pump..... 8705 Pump Seal Kit; W/TRW P.S. Pump..... 7898 Stg. Gear Major Seal Kit; W/Ross Stg. Gear; W/Casting No. HF54; ☆J 8703 Ross Stg. Gear; W/Casting No. HF64..... 8704 Ross Stg. Gear; W/Casting No. HFB52..... 8706 Ross Stg. Gear; W/Casting No. HFB64..... 8707		1983-1981 DETROIT DIESEL V-8 8.2 L DIESEL ENG.; FORD V-8 6.1 L ENG.; FORD V-8 7.0 L ENG. Pump Seal Kit; W/Eaton Model B Pump; ☆E..... 8702 Pump Seal Kit; W/Eaton Model U Pump..... 8705 Pump Seal Kit; W/TRW P.S. Pump..... 7898 Stg. Gear Major Seal Kit; W/Ross Stg. Gear; W/Casting No. HF54; ☆J 8703 Ross Stg. Gear; W/Casting No. HF64..... 8704 Ross Stg. Gear; W/Casting No. HFB52..... 8706 Ross Stg. Gear; W/Casting No. HFB64..... 8707	
KIT NUMERICAL	1979 FORD V-8 370 ENG.; FORD V-8 429 ENG. Pump Seal Kit..... 8705 Stg. Gear Major Seal Kit; W/Ross Stg. Gear; W/Casting No. HF54; ☆J 8703 Ross Stg. Gear; W/Casting No. HF64..... 8704 Ross Stg. Gear; W/Casting No. HFB52..... 8706 Ross Stg. Gear; W/Casting No. HFB64..... 8707		1980 FORD V-8 6.1 L ENG.; FORD V-8 7.0 L ENG. Pump Seal Kit; W/Eaton Model B Pump; ☆E..... 8702 Pump Seal Kit; W/Eaton Model U Pump..... 8705 Pump Seal Kit; W/TRW P.S. Pump..... 7898 Stg. Gear Major Seal Kit; W/Ross Stg. Gear; W/Casting No. HF54; ☆J 8703 Ross Stg. Gear; W/Casting No. HF64..... 8704 Ross Stg. Gear; W/Casting No. HFB52..... 8706 Ross Stg. Gear; W/Casting No. HFB64..... 8707	
ILLUSTRATIONS	1978-1976 FORD V-8 330 ENG.; FORD V-8 359 ENG.; FORD V-8 361 ENG.; FORD V-8 389 ENG.; FORD V-8 391 ENG. Pump Seal Kit..... 8705		1979 FORD V-8 370 ENG.; FORD V-8 429 ENG. Pump Seal Kit..... 8705 Stg. Gear Major Seal Kit; W/Ross Stg. Gear; W/Casting No. HF54; ☆J 8703 Ross Stg. Gear; W/Casting No. HF64..... 8704 Ross Stg. Gear; W/Casting No. HFB52..... 8706 Ross Stg. Gear; W/Casting No. HFB64..... 8707	
	1975-1973 FORD V-8 330 ENG.; FORD V-8 359 ENG.; FORD V-8 361 ENG.; FORD V-8 389 ENG.; FORD V-8 391 ENG. Pump Seal Kit..... 8705		1978-1976 FORD V-8 330 ENG.; FORD V-8 359 ENG.; FORD V-8 361 ENG.; FORD V-8 389 ENG.; FORD V-8 391 ENG. Pump Seal Kit..... 8705	

☆ See Pages A14 - A15 For Pump or Gear Identification.

Power Steering Repair Kits for Medium/Heavy-Duty Trucks and Buses

Application	Kit No.	Application	Kit No.
FORD - Continued		FORD - Continued	
LN7000 - Continued		LN8000 - Continued	
1974-1973 - Continued		1991 - Continued	
CATERPILLAR V150 DIESEL ENG.; CATERPILLAR V175 DIESEL ENG.; CATERPILLAR V190 DIESEL ENG.; CATERPILLAR V290 DIESEL ENG. - Continued		CATERPILLAR 3406 DIESEL ENG.; FORD 6-CYL. 6.6 L DIESEL ENG.; FORD 6-CYL. 7.8 L DIESEL ENG. - Continued	
Stg. Gear Major Seal Kit; W/Ross Stg. Gear; W/Casting No. HF54; ☆J	8703	Ross Stg. Gear; W/Casting No. HFB64	8707
Ross Stg. Gear; W/Casting No. HF64	8704		
Ross Stg. Gear; W/Casting No. HFB52	8706		
Ross Stg. Gear; W/Casting No. HFB64	8707		
1972		1990-1989	
CATERPILLAR V150 DIESEL ENG.; CATERPILLAR V175 DIESEL ENG.; CATERPILLAR V190 DIESEL ENG.; CATERPILLAR V290 DIESEL ENG.		FORD 6-CYL. 7.8 L DIESEL ENG.	
Pump Seal Kit; W/Eaton Model B Pump; ☆E	8702	Pump Complete Rebuilding Kit; W/Separate Brake Booster Pump	7910
Pump Seal Kit; W/Eaton Model U Pump	8705	Pump Seal Kit; W/Eaton Model B Pump; ☆E	8702
Pump Seal Kit; W/TRW P.S. Pump	7898	Pump Seal Kit; W/Separate Brake Booster Pump	7918
		Pump Drive Shaft Seal Kit; W/Separate Brake Booster Pump	8709
		Stg. Gear Major Seal Kit; W/Ross Stg. Gear; W/Casting No. HF54; ☆J	8703
		Ross Stg. Gear; W/Casting No. HF64	8704
		Ross Stg. Gear; W/Casting No. HFB52	8706
		Ross Stg. Gear; W/Casting No. HFB64	8707
LN8000		1988-1987	
1995		CATERPILLAR 3208 DIESEL ENG.; FORD 6-CYL. 7.8 L DIESEL ENG.	
CUMMINS B SERIES 5.9 L DIESEL ENG.; CUMMINS C SERIES 8.3 L DIESEL ENG.		Pump Complete Rebuilding Kit; W/Separate Brake Booster Pump	
Pump Seal Kit; W/Eaton Model B Pump; ☆E	8702	Pump Seal Kit; W/Separate Brake Booster Pump	7918
Pump Seal Kit; W/Eaton Model U Pump	8705	Pump Seal Kit; W/Eaton Model B Pump; ☆E	8702
Stg. Gear Major Seal Kit; W/Ross Stg. Gear; W/Casting No. HF54; ☆J	8703	Pump Seal Kit; W/Separate Brake Booster Pump	8709
Ross Stg. Gear; W/Casting No. HF64	8704	Stg. Gear Major Seal Kit; W/Ross Stg. Gear; W/Casting No. HF54; ☆J	8703
Ross Stg. Gear; W/Casting No. HFB52	8706	Ross Stg. Gear; W/Casting No. HF64	8704
Ross Stg. Gear; W/Casting No. HFB64	8707	Ross Stg. Gear; W/Casting No. HFB52	8706
		Ross Stg. Gear; W/Casting No. HFB64	8707
1994		1986-1984	
CUMMINS B SERIES 5.9 L DIESEL ENG.; CUMMINS C SERIES 8.3 L DIESEL ENG.		CATERPILLAR 3208 DIESEL ENG.	
Pump Complete Rebuilding Kit; W/Separate Brake Booster Pump	7910	Pump Complete Rebuilding Kit; W/Separate Brake Booster Pump	7910
Pump Seal Kit; W/Eaton Model B Pump; ☆E	8702	Pump Seal Kit; W/Separate Brake Booster Pump	7918
Pump Seal Kit; W/Eaton Model U Pump	8705	Pump Seal Kit; W/Eaton Model B Pump; ☆E	8702
Pump Seal Kit; W/Separate Brake Booster Pump	7918	Pump Seal Kit; W/Eaton Model U Pump	8705
Pump Drive Shaft Seal Kit; W/Separate Brake Booster Pump	8709	Pump Seal Kit; W/TRW P.S. Pump	7898
Stg. Gear Major Seal Kit; W/Ross Stg. Gear; W/Casting No. HF54; ☆J	8703	Pump Drive Shaft Seal Kit; W/Separate Brake Booster Pump	8709
Ross Stg. Gear; W/Casting No. HF64	8704	Stg. Gear Major Seal Kit; W/Ross Stg. Gear; W/Casting No. HF54; ☆J	8703
Ross Stg. Gear; W/Casting No. HFB52	8706	Ross Stg. Gear; W/Casting No. HF64	8704
Ross Stg. Gear; W/Casting No. HFB64	8707	Ross Stg. Gear; W/Casting No. HFB52	8706
		Ross Stg. Gear; W/Casting No. HFB64	8707
1993		1982-1980	
CUMMINS B SERIES 5.9 L DIESEL ENG.; CUMMINS C SERIES 8.3 L DIESEL ENG.; FORD 6-CYL. 6.6 L DIESEL ENG.; FORD 6-CYL. 7.8 L DIESEL ENG.		CATERPILLAR 3208 DIESEL ENG.	
Pump Complete Rebuilding Kit; W/Separate Brake Booster Pump	7910	Pump Seal Kit; W/Eaton Model B Pump; ☆E	8702
Pump Seal Kit; W/Eaton Model B Pump; ☆E	8702	Pump Seal Kit; W/Eaton Model U Pump	8705
Pump Seal Kit; W/Eaton Model U Pump	8705	Pump Seal Kit; W/TRW P.S. Pump	7898
Pump Seal Kit; W/Separate Brake Booster Pump	7918	Stg. Gear Major Seal Kit; W/Ross Stg. Gear; W/Casting No. HF54; ☆J	8703
Pump Drive Shaft Seal Kit; W/Separate Brake Booster Pump	8709	Ross Stg. Gear; W/Casting No. HF64	8704
Stg. Gear Major Seal Kit; W/Ross Stg. Gear; W/Casting No. HF54; ☆J	8703	Ross Stg. Gear; W/Casting No. HFB52	8706
Ross Stg. Gear; W/Casting No. HF64	8704	Ross Stg. Gear; W/Casting No. HFB64	8707
Ross Stg. Gear; W/Casting No. HFB52	8706		
Ross Stg. Gear; W/Casting No. HFB64	8707		
1992		1975-1973	
CUMMINS L10 DIESEL ENG.; FORD 6-CYL. 6.6 L DIESEL ENG.; FORD 6-CYL. 7.8 L DIESEL ENG.		CATERPILLAR 3208 DIESEL ENG.; CATERPILLAR V150 DIESEL ENG.; CATERPILLAR V175 DIESEL ENG.; CATERPILLAR V190 DIESEL ENG.; CATERPILLAR V290 DIESEL ENG.; CUMMINS V555 DIESEL ENG.; CUMMINS VT555 DIESEL ENG.	
Pump Complete Rebuilding Kit; W/Separate Brake Booster Pump	7910	Pump Seal Kit; W/Eaton Model B Pump; ☆E	8702
Pump Seal Kit; W/Eaton Model B Pump; ☆E	8702	Pump Seal Kit; W/Eaton Model U Pump	8705
Pump Seal Kit; W/Eaton Model U Pump	8705	Pump Seal Kit; W/TRW P.S. Pump	7898
Pump Seal Kit; W/Separate Brake Booster Pump	7918	Stg. Gear Major Seal Kit; W/Ross Stg. Gear; W/Casting No. HF54; ☆J	8703
Pump Drive Shaft Seal Kit; W/Separate Brake Booster Pump	8709	Ross Stg. Gear; W/Casting No. HF64	8704
Stg. Gear Major Seal Kit; W/Ross Stg. Gear; W/Casting No. HF54; ☆J	8703	Ross Stg. Gear; W/Casting No. HFB52	8706
Ross Stg. Gear; W/Casting No. HF64	8704	Ross Stg. Gear; W/Casting No. HFB64	8707
Ross Stg. Gear; W/Casting No. HFB52	8706		
Ross Stg. Gear; W/Casting No. HFB64	8707		
1991		1972	
CATERPILLAR 3406 DIESEL ENG.; FORD 6-CYL. 6.6 L DIESEL ENG.; FORD 6-CYL. 7.8 L DIESEL ENG.		CATERPILLAR 3208 DIESEL ENG.; CATERPILLAR V150 DIESEL ENG.; CATERPILLAR V175 DIESEL ENG.; CATERPILLAR V190 DIESEL ENG.; CATERPILLAR V290 DIESEL ENG.; DETROIT DIESEL 6V-53 DIESEL ENG.	
Pump Complete Rebuilding Kit; W/Separate Brake Booster Pump	7910	Pump Seal Kit; W/Eaton Model B Pump; ☆E	8702
Pump Seal Kit; W/Eaton Model B Pump; ☆E	8702	Pump Seal Kit; W/Eaton Model U Pump	8705
Pump Seal Kit; W/Eaton Model U Pump	8705	Pump Seal Kit; W/TRW P.S. Pump	7898
Pump Seal Kit; W/Separate Brake Booster Pump	7918		
Pump Drive Shaft Seal Kit; W/Separate Brake Booster Pump	8709		
Stg. Gear Major Seal Kit; W/Ross Stg. Gear; W/Casting No. HF54; ☆J	8703		
Ross Stg. Gear; W/Casting No. HF64	8704		
Ross Stg. Gear; W/Casting No. HFB52	8706		
Ross Stg. Gear; W/Casting No. HFB64	8707		

☆ See Pages A14 - A15 For Pump or Gear Identification.

SYSTEM
PUMP &
GEAR
IDENT.

SYSTEM &
COM-
PONENT
IDENT.

PASS.
CARS

LIGHT
TRUCKS

MEDIUM/
HEAVY
TRUCKS

BUSES

HOSE
NUMER-
ICAL

REPAIR
KITS

KIT
NUMER-
ICAL

ILLUST-
RATIONS

Power Steering Repair Kits for Medium/Heavy-Duty Trucks and Buses

Application	Kit No.	Application	Kit No.
FORD - Continued		FORD - Continued	
LNT8000 - Continued		LNT9000 - Continued	
1975-1973 - Continued		1989-1988	
CATERPILLAR 3208 DIESEL ENG.; CATERPILLAR V150 DIESEL ENG.; CATERPILLAR V175 DIESEL ENG.; CATERPILLAR V190 DIESEL ENG.; CATERPILLAR V290 DIESEL ENG.; CUMMINS V555 DIESEL ENG.; CUMMINS VT555 DIESEL ENG.		CATERPILLAR 3406 DIESEL ENG.; CUMMINS L10 DIESEL ENG.; CUMMINS 6-CYL. 14.0 L DIESEL ENG.	
- Continued		Pump Complete Rebuilding Kit; W/Separate Brake Booster Pump.....	7910
Pump Seal Kit; W/TRW P.S. Pump.....	7898	Pump Seal Kit; W/Separate Brake Booster Pump.....	7918
Stg. Gear Major Seal Kit; W/Ross Stg. Gear; W/Casting No. HF54; ☆J	8703	Pump Seal Kit; W/Eaton Model B Pump; ☆E.....	8702
Ross Stg. Gear; W/Casting No. HF64.....	8704	Pump Drive Shaft Seal Kit; W/Separate Brake Booster Pump.....	8709
Ross Stg. Gear; W/Casting No. HFB52.....	8706	Stg. Gear Major Seal Kit; W/Ross Stg. Gear; W/Casting No. HF54; ☆J	8703
Ross Stg. Gear; W/Casting No. HFB64.....	8707	Ross Stg. Gear; W/Casting No. HF64.....	8704
		Ross Stg. Gear; W/Casting No. HFB52.....	8706
		Ross Stg. Gear; W/Casting No. HFB64.....	8707
1972		1987	
CATERPILLAR 3208 DIESEL ENG.; CATERPILLAR V150 DIESEL ENG.; CATERPILLAR V175 DIESEL ENG.; CATERPILLAR V190 DIESEL ENG.; CATERPILLAR V290 DIESEL ENG.; DETROIT DIESEL 6V-53 DIESEL ENG.		CUMMINS L10 DIESEL ENG.; CUMMINS 6-CYL. 14.0 L DIESEL ENG.	
Pump Seal Kit; W/Eaton Model B Pump; ☆E.....	8702	Pump Complete Rebuilding Kit; W/Separate Brake Booster Pump.....	7910
Pump Seal Kit; W/Eaton Model U Pump.....	8705	Pump Seal Kit; W/Separate Brake Booster Pump.....	7918
Pump Seal Kit; W/TRW P.S. Pump.....	7898	Pump Seal Kit; W/Eaton Model B Pump; ☆E.....	8702
		Pump Drive Shaft Seal Kit; W/Separate Brake Booster Pump.....	8709
		Stg. Gear Major Seal Kit; W/Ross Stg. Gear; W/Casting No. HF54; ☆J	8703
		Ross Stg. Gear; W/Casting No. HF64.....	8704
		Ross Stg. Gear; W/Casting No. HFB52.....	8706
		Ross Stg. Gear; W/Casting No. HFB64.....	8707
LNT9000		1986-1985	
1995		CUMMINS L10 DIESEL ENG.; CUMMINS 6-CYL. 14.0 L DIESEL ENG.; DETROIT DIESEL 6-71 DIESEL ENG.; DETROIT DIESEL 6V-92 DIESEL ENG.	
CATERPILLAR 3176 DIESEL ENG.; CATERPILLAR 3306 DIESEL ENG.; CATERPILLAR 3406 DIESEL ENG.; CUMMINS B SERIES 5.9 L DIESEL ENG.; CUMMINS C SERIES 8.3 L DIESEL ENG.; CUMMINS L10 DIESEL ENG.; CUMMINS M11 DIESEL ENG.; CUMMINS N14 DIESEL ENG.		Pump Complete Rebuilding Kit; W/Separate Brake Booster Pump.....	7910
Pump Seal Kit; W/Eaton Model B Pump; ☆E.....	8702	Pump Seal Kit; W/Separate Brake Booster Pump.....	7918
Pump Seal Kit; W/Eaton Model U Pump.....	8705	Pump Seal Kit; W/Eaton Model B Pump; ☆E.....	8702
Stg. Gear Major Seal Kit; W/Ross Stg. Gear; W/Casting No. HF54; ☆J	8703	Pump Seal Kit; W/Eaton Model U Pump.....	8705
Ross Stg. Gear; W/Casting No. HF64.....	8704	Pump Seal Kit; W/TRW P.S. Pump.....	7898
Ross Stg. Gear; W/Casting No. HFB52.....	8706	Pump Drive Shaft Seal Kit; W/Separate Brake Booster Pump.....	8709
Ross Stg. Gear; W/Casting No. HFB64.....	8707	Stg. Gear Major Seal Kit; W/Ross Stg. Gear; W/Casting No. HF54; ☆J	8703
		Ross Stg. Gear; W/Casting No. HF64.....	8704
		Ross Stg. Gear; W/Casting No. HFB52.....	8706
		Ross Stg. Gear; W/Casting No. HFB64.....	8707
1994-1993		1984	
CATERPILLAR 3176 DIESEL ENG.; CATERPILLAR 3406 DIESEL ENG.; CUMMINS B SERIES 5.9 L DIESEL ENG.; CUMMINS C SERIES 8.3 L DIESEL ENG.; CUMMINS L10 DIESEL ENG.; CUMMINS N14 DIESEL ENG.		CATERPILLAR 3406 DIESEL ENG.; CUMMINS 6-CYL. 14.0 L DIESEL ENG.; DETROIT DIESEL 6-71 DIESEL ENG.; DETROIT DIESEL 6V-92 DIESEL ENG.; DETROIT DIESEL 8V-71 DIESEL ENG.	
Pump Complete Rebuilding Kit; W/Separate Brake Booster Pump.....	7910	Pump Complete Rebuilding Kit; W/Separate Brake Booster Pump.....	7910
Pump Seal Kit; W/Eaton Model B Pump; ☆E.....	8702	Pump Seal Kit; W/Separate Brake Booster Pump.....	7918
Pump Seal Kit; W/Eaton Model U Pump.....	8705	Pump Seal Kit; W/Eaton Model B Pump; ☆E.....	8702
Pump Seal Kit; W/Separate Brake Booster Pump.....	7918	Pump Seal Kit; W/Eaton Model U Pump.....	8705
Pump Drive Shaft Seal Kit; W/Separate Brake Booster Pump.....	8709	Pump Seal Kit; W/TRW P.S. Pump.....	7898
Stg. Gear Major Seal Kit; W/Ross Stg. Gear; W/Casting No. HF54; ☆J	8703	Pump Drive Shaft Seal Kit; W/Separate Brake Booster Pump.....	8709
Ross Stg. Gear; W/Casting No. HF64.....	8704	Stg. Gear Major Seal Kit; W/Ross Stg. Gear; W/Casting No. HF54; ☆J	8703
Ross Stg. Gear; W/Casting No. HFB52.....	8706	Ross Stg. Gear; W/Casting No. HF64.....	8704
Ross Stg. Gear; W/Casting No. HFB64.....	8707	Ross Stg. Gear; W/Casting No. HFB52.....	8706
		Ross Stg. Gear; W/Casting No. HFB64.....	8707
1992-1991		1983-1980	
CATERPILLAR 3176 DIESEL ENG.; CATERPILLAR 3406 DIESEL ENG.; CUMMINS L10 DIESEL ENG.; CUMMINS N14 DIESEL ENG.		CATERPILLAR 3406 DIESEL ENG.; CUMMINS 6-CYL. 14.0 L DIESEL ENG.; DETROIT DIESEL 6-71 DIESEL ENG.; DETROIT DIESEL 6V-92 DIESEL ENG.; DETROIT DIESEL 8V-71 DIESEL ENG.	
Pump Complete Rebuilding Kit; W/Separate Brake Booster Pump.....	7910	Pump Seal Kit; W/Eaton Model B Pump; ☆E.....	8702
Pump Seal Kit; W/Eaton Model B Pump; ☆E.....	8702	Pump Seal Kit; W/Eaton Model U Pump.....	8705
Pump Seal Kit; W/Eaton Model U Pump.....	8705	Pump Seal Kit; W/TRW P.S. Pump.....	7898
Pump Seal Kit; W/Separate Brake Booster Pump.....	7918	Stg. Gear Major Seal Kit; W/Ross Stg. Gear; W/Casting No. HF54; ☆J	8703
Pump Drive Shaft Seal Kit; W/Separate Brake Booster Pump.....	8709	Ross Stg. Gear; W/Casting No. HF64.....	8704
Stg. Gear Major Seal Kit; W/Ross Stg. Gear; W/Casting No. HF54; ☆J	8703	Ross Stg. Gear; W/Casting No. HFB52.....	8706
Ross Stg. Gear; W/Casting No. HF64.....	8704	Ross Stg. Gear; W/Casting No. HFB64.....	8707
Ross Stg. Gear; W/Casting No. HFB52.....	8706		
Ross Stg. Gear; W/Casting No. HFB64.....	8707	1979	
		CATERPILLAR 3406 DIESEL ENG.; CUMMINS NH DIESEL ENG.; CUMMINS 6-CYL. 14.0 L DIESEL ENG.; DETROIT DIESEL 6-71 DIESEL ENG.; DETROIT DIESEL 6V-92 DIESEL ENG.; DETROIT DIESEL 8V-71 DIESEL ENG.; DETROIT DIESEL 8V-71T DIESEL ENG.; DETROIT DIESEL 8V-92 DIESEL ENG.	
		Pump Seal Kit; W/Eaton Model B Pump; ☆E.....	8702
		Pump Seal Kit; W/Eaton Model U Pump.....	8705
		Pump Seal Kit; W/TRW P.S. Pump.....	7898
		Stg. Gear Major Seal Kit; W/Ross Stg. Gear; W/Casting No. HF54; ☆J	8703
		Ross Stg. Gear; W/Casting No. HF64.....	8704
		Ross Stg. Gear; W/Casting No. HFB52.....	8706
		Ross Stg. Gear; W/Casting No. HFB64.....	8707
1990			
CATERPILLAR 3176 DIESEL ENG.; CATERPILLAR 3406 DIESEL ENG.; CUMMINS L10 DIESEL ENG.; CUMMINS 6-CYL. 14.0 L DIESEL ENG.			
Pump Complete Rebuilding Kit; W/Separate Brake Booster Pump.....	7910		
Pump Seal Kit; W/Eaton Model B Pump; ☆E.....	8702		
Pump Seal Kit; W/Separate Brake Booster Pump.....	7918		
Pump Drive Shaft Seal Kit; W/Separate Brake Booster Pump.....	8709		
Stg. Gear Major Seal Kit; W/Ross Stg. Gear; W/Casting No. HF54; ☆J	8703		
Ross Stg. Gear; W/Casting No. HF64.....	8704		
Ross Stg. Gear; W/Casting No. HFB52.....	8706		
Ross Stg. Gear; W/Casting No. HFB64.....	8707		

☆ See Pages A14 - A15 For Pump or Gear Identification.

SYSTEM
PUMP &
GEAR
IDENT.

SYSTEM &
COM-
PONENT
IDENT.

PASS.
CARS

LIGHT
TRUCKS

MEDIUM/
HEAVY
TRUCKS

BUSES

HOSE
NUMER-
ICAL

REPAIR
KITS

KIT
NUMER-
ICAL

ILLUSTRATIONS

Power Steering Repair Kits for Medium/Heavy-Duty Trucks and Buses

Application	Kit No.	Application	Kit No.
FORD - Continued		FORD - Continued	
LS9000 - Continued		LS9000 - Continued	
1994		1986-1984 - Continued	
CATERPILLAR 3176 DIESEL ENG.; CATERPILLAR 3306 DIESEL ENG.; CATERPILLAR 3406 DIESEL ENG.; CUMMINS C SERIES 8.3 L DIESEL ENG.; CUMMINS L10 DIESEL ENG.; CUMMINS N14 DIESEL ENG.		CUMMINS 6-CYL. 14.0 L DIESEL ENG. - Continued	
Pump Complete Rebuilding Kit; W/Separate Brake Booster Pump.....	7910	Ross Stg. Gear; W/Casting No. HFB52.....	8706
Pump Seal Kit; W/Eaton Model B Pump; ☆E.....	8702	Ross Stg. Gear; W/Casting No. HFB64.....	8707
Pump Seal Kit; W/Eaton Model U Pump.....	8705	1979	
Pump Seal Kit; W/Separate Brake Booster Pump.....	7918	CUMMINS 6-CYL. 14.0 L DIESEL ENG.	
Pump Drive Shaft Seal Kit; W/Separate Brake Booster Pump.....	8709	Pump Seal Kit; W/Eaton Model B Pump; ☆E.....	8702
Stg. Gear Major Seal Kit; W/Ross Stg. Gear; W/Casting No. HF54; ☆J	8703	Pump Seal Kit; W/Eaton Model U Pump.....	8705
Ross Stg. Gear; W/Casting No. HF64.....	8704	Pump Seal Kit; W/TRW P.S. Pump.....	7898
Ross Stg. Gear; W/Casting No. HFB52.....	8706	Pump Seal Kit; W/TRW P.S. Pump.....	7898
Ross Stg. Gear; W/Casting No. HFB64.....	8707	Stg. Gear Major Seal Kit; W/Ross Stg. Gear; W/Casting No. HF54; ☆J	8703
		Ross Stg. Gear; W/Casting No. HF64.....	8704
1993		Ross Stg. Gear; W/Casting No. HFB52.....	8706
CATERPILLAR 3176 DIESEL ENG.; CATERPILLAR 3306 DIESEL ENG.; CATERPILLAR 3406 DIESEL ENG.; CUMMINS C SERIES 8.3 L DIESEL ENG.; CUMMINS L10 DIESEL ENG.; CUMMINS N14 DIESEL ENG.; DETROIT DIESEL SERIES 60 DIESEL ENG.		Ross Stg. Gear; W/Casting No. HFB64.....	8707
Pump Complete Rebuilding Kit; W/Separate Brake Booster Pump.....	7910	1975-1973	
Pump Seal Kit; W/Eaton Model B Pump; ☆E.....	8702	CUMMINS 6-CYL. 14.0 L DIESEL ENG.	
Pump Seal Kit; W/Eaton Model U Pump.....	8705	Pump Seal Kit; W/Eaton Model B Pump; ☆E.....	8702
Pump Seal Kit; W/Separate Brake Booster Pump.....	7918	Pump Seal Kit; W/Eaton Model U Pump.....	8705
Pump Drive Shaft Seal Kit; W/Separate Brake Booster Pump.....	8709	Pump Seal Kit; W/TRW P.S. Pump.....	7898
Stg. Gear Major Seal Kit; W/Ross Stg. Gear; W/Casting No. HF54; ☆J	8703	Stg. Gear Major Seal Kit; W/Ross Stg. Gear; W/Casting No. HF54; ☆J	8703
Ross Stg. Gear; W/Casting No. HF64.....	8704	Ross Stg. Gear; W/Casting No. HF64.....	8704
Ross Stg. Gear; W/Casting No. HFB52.....	8706	Ross Stg. Gear; W/Casting No. HFB52.....	8706
Ross Stg. Gear; W/Casting No. HFB64.....	8707	Ross Stg. Gear; W/Casting No. HFB64.....	8707
1992-1991		LT800	
CATERPILLAR 3176 DIESEL ENG.; CATERPILLAR 3306 DIESEL ENG.; CATERPILLAR 3406 DIESEL ENG.; CUMMINS L10 DIESEL ENG.; CUMMINS N14 DIESEL ENG.; DETROIT DIESEL SERIES 60 DIESEL ENG.		1984	
Pump Complete Rebuilding Kit; W/Separate Brake Booster Pump.....	7910	FORD V-8 6.1 L ENG.; FORD V-8 7.0 L ENG.	
Pump Seal Kit; W/Eaton Model B Pump; ☆E.....	8702	Pump Complete Rebuilding Kit; W/Separate Brake Booster Pump.....	7910
Pump Seal Kit; W/Eaton Model U Pump.....	8705	Pump Seal Kit; W/Separate Brake Booster Pump.....	7918
Pump Seal Kit; W/Separate Brake Booster Pump.....	7918	Pump Seal Kit; W/Eaton Model B Pump; ☆E.....	8702
Pump Drive Shaft Seal Kit; W/Separate Brake Booster Pump.....	8709	Pump Seal Kit; W/Eaton Model U Pump.....	8705
Stg. Gear Major Seal Kit; W/Ross Stg. Gear; W/Casting No. HF54; ☆J	8703	Pump Seal Kit; W/TRW P.S. Pump.....	7898
Ross Stg. Gear; W/Casting No. HF64.....	8704	Pump Seal Kit; W/TRW P.S. Pump.....	7898
Ross Stg. Gear; W/Casting No. HFB52.....	8706	Pump Drive Shaft Seal Kit; W/Separate Brake Booster Pump.....	8709
Ross Stg. Gear; W/Casting No. HFB64.....	8707	Stg. Gear Major Seal Kit; W/Ross Stg. Gear; W/Casting No. HF54; ☆J	8703
		Ross Stg. Gear; W/Casting No. HF64.....	8704
1990		Ross Stg. Gear; W/Casting No. HFB52.....	8706
CATERPILLAR 3176 DIESEL ENG.; CATERPILLAR 3306 DIESEL ENG.; CATERPILLAR 3406 DIESEL ENG.; CUMMINS L10 DIESEL ENG.; CUMMINS 6-CYL. 14.0 L DIESEL ENG.		Ross Stg. Gear; W/Casting No. HFB64.....	8707
Pump Complete Rebuilding Kit; W/Separate Brake Booster Pump.....	7910	1983-1980	
Pump Seal Kit; W/Eaton Model B Pump; ☆E.....	8702	FORD V-8 6.1 L ENG.; FORD V-8 7.0 L ENG.	
Pump Seal Kit; W/Eaton Model U Pump.....	8705	Pump Seal Kit; W/Eaton Model B Pump; ☆E.....	8702
Pump Seal Kit; W/Separate Brake Booster Pump.....	7918	Pump Seal Kit; W/Eaton Model U Pump.....	8705
Pump Drive Shaft Seal Kit; W/Separate Brake Booster Pump.....	8709	Pump Seal Kit; W/TRW P.S. Pump.....	7898
Stg. Gear Major Seal Kit; W/Ross Stg. Gear; W/Casting No. HF54; ☆J	8703	Pump Seal Kit; W/TRW P.S. Pump.....	7898
Ross Stg. Gear; W/Casting No. HF64.....	8704	Stg. Gear Major Seal Kit; W/Ross Stg. Gear; W/Casting No. HF54; ☆J	8703
Ross Stg. Gear; W/Casting No. HFB52.....	8706	Ross Stg. Gear; W/Casting No. HF64.....	8704
Ross Stg. Gear; W/Casting No. HFB64.....	8707	Ross Stg. Gear; W/Casting No. HFB52.....	8706
		Ross Stg. Gear; W/Casting No. HFB64.....	8707
1989-1987		1975-1973	
CUMMINS 6-CYL. 14.0 L DIESEL ENG.		FORD V-8 330 ENG.; FORD V-8 359 ENG.; FORD V-8 361 ENG.; FORD V-8 389 ENG.; FORD V-8 391 ENG.; FORD V-8 401 ENG.; FORD V-8 475 ENG.; FORD V-8 477 ENG.; FORD V-8 534 ENG.	
Pump Complete Rebuilding Kit; W/Separate Brake Booster Pump.....	7910	Pump Seal Kit; W/Eaton Model B Pump; ☆E.....	8702
Pump Seal Kit; W/Separate Brake Booster Pump.....	7918	Pump Seal Kit; W/Eaton Model U Pump.....	8705
Pump Seal Kit; W/Eaton Model B Pump; ☆E.....	8702	Pump Seal Kit; W/TRW P.S. Pump.....	7898
Pump Seal Kit; W/Eaton Model U Pump.....	8705	Stg. Gear Major Seal Kit; W/Ross Stg. Gear; W/Casting No. HF54; ☆J	8703
Pump Seal Kit; W/Separate Brake Booster Pump.....	7918	Ross Stg. Gear; W/Casting No. HF64.....	8704
Pump Drive Shaft Seal Kit; W/Separate Brake Booster Pump.....	8709	Ross Stg. Gear; W/Casting No. HFB52.....	8706
Stg. Gear Major Seal Kit; W/Ross Stg. Gear; W/Casting No. HF54; ☆J	8703	Ross Stg. Gear; W/Casting No. HFB64.....	8707
Ross Stg. Gear; W/Casting No. HF64.....	8704	1972	
Ross Stg. Gear; W/Casting No. HFB52.....	8706	FORD V-8 330 ENG.; FORD V-8 359 ENG.; FORD V-8 361 ENG.; FORD V-8 389 ENG.; FORD V-8 391 ENG.; FORD V-8 401 ENG.; FORD V-8 475 ENG.; FORD V-8 477 ENG.; FORD V-8 534 ENG.	
Ross Stg. Gear; W/Casting No. HFB64.....	8707	Pump Seal Kit; W/Eaton Model B Pump; ☆E.....	8702
		Pump Seal Kit; W/Eaton Model U Pump.....	8705
1986-1984		Pump Seal Kit; W/TRW P.S. Pump.....	7898
CUMMINS 6-CYL. 14.0 L DIESEL ENG.		Stg. Gear Major Seal Kit; W/Ross Stg. Gear; W/Casting No. HF54; ☆J	8703
Pump Complete Rebuilding Kit; W/Separate Brake Booster Pump.....	7910	Ross Stg. Gear; W/Casting No. HF64.....	8704
Pump Seal Kit; W/Separate Brake Booster Pump.....	7918	Ross Stg. Gear; W/Casting No. HFB52.....	8706
Pump Seal Kit; W/Eaton Model B Pump; ☆E.....	8702	Ross Stg. Gear; W/Casting No. HFB64.....	8707
Pump Seal Kit; W/Eaton Model U Pump.....	8705	1972	
Pump Seal Kit; W/TRW P.S. Pump.....	7898	FORD V-8 330 ENG.; FORD V-8 359 ENG.; FORD V-8 361 ENG.; FORD V-8 389 ENG.; FORD V-8 391 ENG.; FORD V-8 401 ENG.; FORD V-8 475 ENG.; FORD V-8 477 ENG.; FORD V-8 534 ENG.	
Pump Drive Shaft Seal Kit; W/Separate Brake Booster Pump.....	8709	Pump Seal Kit; W/Eaton Model B Pump; ☆E.....	8702
Stg. Gear Major Seal Kit; W/Ross Stg. Gear; W/Casting No. HF54; ☆J	8703	Pump Seal Kit; W/Eaton Model U Pump.....	8705
Ross Stg. Gear; W/Casting No. HF64.....	8704	Pump Seal Kit; W/TRW P.S. Pump.....	7898
Ross Stg. Gear; W/Casting No. HFB52.....	8706	Stg. Gear Major Seal Kit; W/Ross Stg. Gear; W/Casting No. HF54; ☆J	8703
Ross Stg. Gear; W/Casting No. HFB64.....	8707	Ross Stg. Gear; W/Casting No. HF64.....	8704
		Ross Stg. Gear; W/Casting No. HFB52.....	8706
1986-1984		Ross Stg. Gear; W/Casting No. HFB64.....	8707
CUMMINS 6-CYL. 14.0 L DIESEL ENG.		1972	
Pump Complete Rebuilding Kit; W/Separate Brake Booster Pump.....	7910	FORD V-8 401 ENG.; FORD V-8 475 ENG.; FORD V-8 477 ENG.; FORD V-8 534 ENG.	
Pump Seal Kit; W/Separate Brake Booster Pump.....	7918	Pump Seal Kit; W/Eaton Model B Pump; ☆E.....	8702
Pump Seal Kit; W/Eaton Model B Pump; ☆E.....	8702	Pump Seal Kit; W/Eaton Model U Pump.....	8705
Pump Seal Kit; W/Eaton Model U Pump.....	8705	Pump Seal Kit; W/TRW P.S. Pump.....	7898
Pump Seal Kit; W/TRW P.S. Pump.....	7898	Stg. Gear Major Seal Kit; W/Ross Stg. Gear; W/Casting No. HF54; ☆J	8703
Pump Drive Shaft Seal Kit; W/Separate Brake Booster Pump.....	8709	Ross Stg. Gear; W/Casting No. HF64.....	8704
Stg. Gear Major Seal Kit; W/Ross Stg. Gear; W/Casting No. HF54; ☆J	8703	Ross Stg. Gear; W/Casting No. HFB52.....	8706
Ross Stg. Gear; W/Casting No. HF64.....	8704	Ross Stg. Gear; W/Casting No. HFB64.....	8707

☆ See Pages A14 - A15 For Pump or Gear Identification.

SYSTEM
PUMP &
GEAR
IDENT.

SYSTEM &
COM-
PONENT
IDENT.

PASS.
CARS

LIGHT
TRUCKS

MEDIUM/
HEAVY
TRUCKS

BUSES

HOSE
NUMER-
ICAL

REPAIR
KITS

KIT
NUMER-
ICAL

ILLUSTRATIONS

Power Steering Repair Kits for Medium/Heavy-Duty Trucks and Buses

Application	Kit No.	Application	Kit No.
FORD - Continued		FORD - Continued	
LT8000 - Continued		LT9000 - Continued	
1986-1984 - Continued		1995 - Continued	
CATERPILLAR 3208 DIESEL ENG. - Continued		CATERPILLAR 3176 DIESEL ENG.; CATERPILLAR 3306 DIESEL ENG.; CATERPILLAR 3406 DIESEL ENG.; CUMMINS B SERIES 5.9 L DIESEL ENG.; CUMMINS C SERIES 8.3 L DIESEL ENG.; CUMMINS L10 DIESEL ENG.; CUMMINS M11 DIESEL ENG.; CUMMINS N14 DIESEL ENG.; DETROIT DIESEL 6-CYL. 11.1 L DIESEL ENG.; DETROIT DIESEL 6-CYL. 12.7 L DIESEL ENG. - Continued	
Pump Seal Kit; W/Separate Brake Booster Pump.....	7918	Ross Stg. Gear; W/Casting No. HFB64.....	8707
Pump Seal Kit; W/Eaton Model B Pump; ☆E.....	8702	1994-1993	
Pump Seal Kit; W/Eaton Model U Pump.....	8705	CATERPILLAR 3176 DIESEL ENG.; CATERPILLAR 3306 DIESEL ENG.; CATERPILLAR 3406 DIESEL ENG.; CUMMINS C SERIES 8.3 L DIESEL ENG.; CUMMINS L10 DIESEL ENG.; CUMMINS N14 DIESEL ENG.; DETROIT DIESEL SERIES 60 DIESEL ENG.	
Pump Seal Kit; W/TRW P.S. Pump.....	7898	Pump Complete Rebuilding Kit; W/Separate Brake Booster Pump.....	7910
Pump Drive Shaft Seal Kit; W/Separate Brake Booster Pump.....	8709	Pump Seal Kit; W/Eaton Model B Pump; ☆E.....	8702
Stg. Gear Major Seal Kit; W/Ross Stg. Gear; W/Casting No. HF54; ☆J	8703	Pump Seal Kit; W/Eaton Model U Pump.....	8705
Ross Stg. Gear; W/Casting No. HF64.....	8704	Pump Seal Kit; W/Separate Brake Booster Pump.....	7918
Ross Stg. Gear; W/Casting No. HFB52.....	8706	Pump Drive Shaft Seal Kit; W/Separate Brake Booster Pump.....	8709
Ross Stg. Gear; W/Casting No. HFB64.....	8707	Stg. Gear Major Seal Kit; W/Ross Stg. Gear; W/Casting No. HF54; ☆J	8703
1983-1980		Ross Stg. Gear; W/Casting No. HF64.....	8704
CATERPILLAR 3208 DIESEL ENG.		Ross Stg. Gear; W/Casting No. HFB52.....	8706
Pump Seal Kit; W/Eaton Model B Pump; ☆E.....	8702	Ross Stg. Gear; W/Casting No. HFB64.....	8707
Pump Seal Kit; W/Eaton Model U Pump.....	8705	1992	
Pump Seal Kit; W/TRW P.S. Pump.....	7898	CATERPILLAR 3176 DIESEL ENG.; CATERPILLAR 3306 DIESEL ENG.; CATERPILLAR 3406 DIESEL ENG.; CUMMINS L10 DIESEL ENG.; CUMMINS N14 DIESEL ENG.; DETROIT DIESEL SERIES 60 DIESEL ENG.	
Stg. Gear Major Seal Kit; W/Ross Stg. Gear; W/Casting No. HF54; ☆J	8703	Pump Complete Rebuilding Kit; W/Separate Brake Booster Pump.....	7910
Ross Stg. Gear; W/Casting No. HF64.....	8704	Pump Seal Kit; W/Eaton Model B Pump; ☆E.....	8702
Ross Stg. Gear; W/Casting No. HFB52.....	8706	Pump Seal Kit; W/Eaton Model U Pump.....	8705
Ross Stg. Gear; W/Casting No. HFB64.....	8707	Pump Seal Kit; W/Separate Brake Booster Pump.....	7918
1975		Pump Drive Shaft Seal Kit; W/Separate Brake Booster Pump.....	8709
CATERPILLAR 3208 DIESEL ENG.; CATERPILLAR V150 DIESEL ENG.; CATERPILLAR V175 DIESEL ENG.; CATERPILLAR V290 DIESEL ENG.; CUMMINS V555 DIESEL ENG.; CUMMINS VT555 DIESEL ENG.		Stg. Gear Major Seal Kit; W/Ross Stg. Gear; W/Casting No. HF54; ☆J	8703
Pump Seal Kit; W/Eaton Model B Pump; ☆E.....	8702	Ross Stg. Gear; W/Casting No. HF64.....	8704
Pump Seal Kit; W/Eaton Model U Pump.....	8705	Ross Stg. Gear; W/Casting No. HFB52.....	8706
Pump Seal Kit; W/TRW P.S. Pump.....	7898	Ross Stg. Gear; W/Casting No. HFB64.....	8707
Stg. Gear Major Seal Kit; W/Ross Stg. Gear; W/Casting No. HF54; ☆J	8703	1991	
Ross Stg. Gear; W/Casting No. HF64.....	8704	CATERPILLAR 3176 DIESEL ENG.; CATERPILLAR 3306 DIESEL ENG.; CATERPILLAR 3406 DIESEL ENG.; CUMMINS L10 DIESEL ENG.; CUMMINS N14 DIESEL ENG.	
Ross Stg. Gear; W/Casting No. HFB52.....	8706	Pump Complete Rebuilding Kit; W/Separate Brake Booster Pump.....	7910
Ross Stg. Gear; W/Casting No. HFB64.....	8707	Pump Seal Kit; W/Eaton Model B Pump; ☆E.....	8702
CATERPILLAR V190 DIESEL ENG.		Pump Seal Kit; W/Eaton Model U Pump.....	8705
Pump Seal Kit; W/Eaton Model B Pump; ☆E.....	8702	Pump Seal Kit; W/Separate Brake Booster Pump.....	7918
Pump Seal Kit; W/Eaton Model U Pump.....	8705	Pump Drive Shaft Seal Kit; W/Separate Brake Booster Pump.....	8709
Stg. Gear Major Seal Kit; W/Ross Stg. Gear; W/Casting No. HF54; ☆J	8703	Stg. Gear Major Seal Kit; W/Ross Stg. Gear; W/Casting No. HF54; ☆J	8703
Ross Stg. Gear; W/Casting No. HF64.....	8704	Ross Stg. Gear; W/Casting No. HF64.....	8704
Ross Stg. Gear; W/Casting No. HFB52.....	8706	Ross Stg. Gear; W/Casting No. HFB52.....	8706
Ross Stg. Gear; W/Casting No. HFB64.....	8707	Ross Stg. Gear; W/Casting No. HFB64.....	8707
1974-1973		1990	
CATERPILLAR 3208 DIESEL ENG.; CATERPILLAR V150 DIESEL ENG.; CATERPILLAR V175 DIESEL ENG.; CATERPILLAR V190 DIESEL ENG.; CATERPILLAR V290 DIESEL ENG.; CUMMINS V555 DIESEL ENG.; CUMMINS VT555 DIESEL ENG.		CATERPILLAR 3176 DIESEL ENG.; CATERPILLAR 3306 DIESEL ENG.; CATERPILLAR 3406 DIESEL ENG.; CUMMINS L10 DIESEL ENG.; CUMMINS N14 DIESEL ENG.	
Pump Seal Kit; W/Eaton Model B Pump; ☆E.....	8702	Pump Complete Rebuilding Kit; W/Separate Brake Booster Pump.....	7910
Pump Seal Kit; W/Eaton Model U Pump.....	8705	Pump Seal Kit; W/Eaton Model B Pump; ☆E.....	8702
Pump Seal Kit; W/TRW P.S. Pump.....	7898	Pump Seal Kit; W/Eaton Model U Pump.....	8705
Stg. Gear Major Seal Kit; W/Ross Stg. Gear; W/Casting No. HF54; ☆J	8703	Pump Seal Kit; W/Separate Brake Booster Pump.....	7918
Ross Stg. Gear; W/Casting No. HF64.....	8704	Pump Drive Shaft Seal Kit; W/Separate Brake Booster Pump.....	8709
Ross Stg. Gear; W/Casting No. HFB52.....	8706	Stg. Gear Major Seal Kit; W/Ross Stg. Gear; W/Casting No. HF54; ☆J	8703
Ross Stg. Gear; W/Casting No. HFB64.....	8707	Ross Stg. Gear; W/Casting No. HF64.....	8704
1972		Ross Stg. Gear; W/Casting No. HFB52.....	8706
CATERPILLAR 3208 DIESEL ENG.; CATERPILLAR V150 DIESEL ENG.; CATERPILLAR V175 DIESEL ENG.; CATERPILLAR V190 DIESEL ENG.; CATERPILLAR V290 DIESEL ENG.; DETROIT DIESEL 6V-53 DIESEL ENG.		Ross Stg. Gear; W/Casting No. HFB64.....	8707
Pump Seal Kit; W/Eaton Model B Pump; ☆E.....	8702	1989-1987	
Pump Seal Kit; W/Eaton Model U Pump.....	8705	CATERPILLAR 3406 DIESEL ENG.; CUMMINS L10 DIESEL ENG.; CUMMINS 6-CYL. 14.0 L DIESEL ENG.	
Pump Seal Kit; W/TRW P.S. Pump.....	7898	Pump Complete Rebuilding Kit; W/Separate Brake Booster Pump.....	7910
Stg. Gear Major Seal Kit; W/Ross Stg. Gear; W/Casting No. HF54; ☆J	8703	Pump Seal Kit; W/Separate Brake Booster Pump.....	7918
Ross Stg. Gear; W/Casting No. HF64.....	8704	Pump Seal Kit; W/Eaton Model B Pump; ☆E.....	8702
Ross Stg. Gear; W/Casting No. HFB52.....	8706	Pump Seal Kit; W/Eaton Model U Pump.....	8705
Ross Stg. Gear; W/Casting No. HFB64.....	8707	Pump Seal Kit; W/Separate Brake Booster Pump.....	7918
LT9000		Pump Drive Shaft Seal Kit; W/Separate Brake Booster Pump.....	8709
1995		Stg. Gear Major Seal Kit; W/Ross Stg. Gear; W/Casting No. HF54; ☆J	8703
CATERPILLAR 3176 DIESEL ENG.; CATERPILLAR 3306 DIESEL ENG.; CATERPILLAR 3406 DIESEL ENG.; CUMMINS B SERIES 5.9 L DIESEL ENG.; CUMMINS C SERIES 8.3 L DIESEL ENG.; CUMMINS L10 DIESEL ENG.; CUMMINS M11 DIESEL ENG.; CUMMINS N14 DIESEL ENG.; DETROIT DIESEL 6-CYL. 11.1 L DIESEL ENG.; DETROIT DIESEL 6-CYL. 12.7 L DIESEL ENG.		Ross Stg. Gear; W/Casting No. HF64.....	8704
Pump Seal Kit; W/Eaton Model B Pump; ☆E.....	8702	Ross Stg. Gear; W/Casting No. HFB52.....	8706
Pump Seal Kit; W/Eaton Model U Pump.....	8705	Ross Stg. Gear; W/Casting No. HFB64.....	8707
Stg. Gear Major Seal Kit; W/Ross Stg. Gear; W/Casting No. HF54; ☆J	8703	1989-1987	
Ross Stg. Gear; W/Casting No. HF64.....	8704	CATERPILLAR 3406 DIESEL ENG.; CUMMINS L10 DIESEL ENG.; CUMMINS 6-CYL. 14.0 L DIESEL ENG.	
Ross Stg. Gear; W/Casting No. HFB52.....	8706	Pump Complete Rebuilding Kit; W/Separate Brake Booster Pump.....	7910
1972		Pump Seal Kit; W/Separate Brake Booster Pump.....	7918
CATERPILLAR 3208 DIESEL ENG.; CATERPILLAR V150 DIESEL ENG.; CATERPILLAR V175 DIESEL ENG.; CATERPILLAR V190 DIESEL ENG.; CATERPILLAR V290 DIESEL ENG.; DETROIT DIESEL 6V-53 DIESEL ENG.		Pump Seal Kit; W/Eaton Model B Pump; ☆E.....	8702
Pump Seal Kit; W/Eaton Model B Pump; ☆E.....	8702	Pump Seal Kit; W/Eaton Model U Pump.....	8705
Pump Seal Kit; W/Eaton Model U Pump.....	8705	Pump Seal Kit; W/Separate Brake Booster Pump.....	7918
Pump Seal Kit; W/TRW P.S. Pump.....	7898	Pump Drive Shaft Seal Kit; W/Separate Brake Booster Pump.....	8709
Stg. Gear Major Seal Kit; W/Ross Stg. Gear; W/Casting No. HF54; ☆J	8703	Stg. Gear Major Seal Kit; W/Ross Stg. Gear; W/Casting No. HF54; ☆J	8703
Ross Stg. Gear; W/Casting No. HF64.....	8704	Ross Stg. Gear; W/Casting No. HF64.....	8704
Ross Stg. Gear; W/Casting No. HFB52.....	8706	Ross Stg. Gear; W/Casting No. HFB52.....	8706
Ross Stg. Gear; W/Casting No. HFB64.....	8707	Ross Stg. Gear; W/Casting No. HFB64.....	8707

☆ See Pages A14 - A15 For Pump or Gear Identification.

SYSTEM
PUMP &
GEAR
IDENT.

SYSTEM &
COM-
PONENT
IDENT.

PASS.
CARS

LIGHT
TRUCKS

MEDIUM/
HEAVY
TRUCKS

BUSES

HOSE
NUMER-
ICAL

REPAIR
KITS

KIT
NUMER-
ICAL

ILLUSTRATIONS

Power Steering Repair Kits for Medium/Heavy-Duty Trucks and Buses

	Application	Kit No.	Application	Kit No.
SYSTEM PUMP & GEAR IDENT.	FORD - Continued		FORD - Continued	
SYSTEM & COMPONENT IDENT.	LTL9000 - Continued		LTLA9000 - Continued	
PASS. CARS	1986 - Continued CATERPILLAR 3406 DIESEL ENG.; CUMMINS L10 DIESEL ENG.; CUMMINS 6-CYL. 14.0 L DIESEL ENG.; DETROIT DIESEL 8V-92 DIESEL ENG. - Continued Ross Stg. Gear; W/Casting No. HFB64 8707		1994-1993 - Continued CATERPILLAR 3176 DIESEL ENG.; CATERPILLAR 3406 DIESEL ENG.; CUMMINS C SERIES 8.3 L DIESEL ENG.; CUMMINS N14 DIESEL ENG.; DETROIT DIESEL SERIES 60 DIESEL ENG. - Continued Pump Seal Kit; W/Eaton Model B Pump; ☆E 8702 Pump Seal Kit; W/Eaton Model U Pump 8705 Pump Seal Kit; W/Separate Brake Booster Pump 7918 Pump Drive Shaft Seal Kit; W/Separate Brake Booster Pump 8709 Stg. Gear Major Seal Kit; W/Ross Stg. Gear; W/Casting No. HF54; ☆J 8703 Ross Stg. Gear; W/Casting No. HF64 8704 Ross Stg. Gear; W/Casting No. HFB52 8706 Ross Stg. Gear; W/Casting No. HFB64 8707	
LIGHT TRUCKS	1985-1984 CATERPILLAR 3406 DIESEL ENG.; CUMMINS 6-CYL. 14.0 L DIESEL ENG.; DETROIT DIESEL 8V-92 DIESEL ENG. Pump Complete Rebuilding Kit; W/Separate Brake Booster Pump 7910 Pump Seal Kit; W/Separate Brake Booster Pump 7918 Pump Seal Kit; W/Eaton Model B Pump; ☆E 8702 Pump Seal Kit; W/Eaton Model U Pump 8705 Pump Seal Kit; W/TRW P.S. Pump 7898 Pump Drive Shaft Seal Kit; W/Separate Brake Booster Pump 8709 Stg. Gear Major Seal Kit; W/Ross Stg. Gear; W/Casting No. HF54; ☆J 8703 Ross Stg. Gear; W/Casting No. HF64 8704 Ross Stg. Gear; W/Casting No. HFB52 8706 Ross Stg. Gear; W/Casting No. HFB64 8707		1992 CATERPILLAR 3176 DIESEL ENG.; CATERPILLAR 3406 DIESEL ENG.; CUMMINS L10 DIESEL ENG.; CUMMINS N14 DIESEL ENG.; DETROIT DIESEL SERIES 60 DIESEL ENG. Pump Complete Rebuilding Kit; W/Separate Brake Booster Pump 7910 Pump Seal Kit; W/Eaton Model B Pump; ☆E 8702 Pump Seal Kit; W/Eaton Model U Pump 8705 Pump Seal Kit; W/Separate Brake Booster Pump 7918 Pump Drive Shaft Seal Kit; W/Separate Brake Booster Pump 8709 Stg. Gear Major Seal Kit; W/Ross Stg. Gear; W/Casting No. HF54; ☆J 8703 Ross Stg. Gear; W/Casting No. HF64 8704 Ross Stg. Gear; W/Casting No. HFB52 8706 Ross Stg. Gear; W/Casting No. HFB64 8707	
MEDIUM/HEAVY TRUCKS	1983-1982 CATERPILLAR 3406 DIESEL ENG.; CUMMINS 6-CYL. 14.0 L DIESEL ENG.; DETROIT DIESEL 8V-92 DIESEL ENG. Pump Seal Kit; W/Eaton Model B Pump; ☆E 8702 Pump Seal Kit; W/Eaton Model U Pump 8705 Pump Seal Kit; W/TRW P.S. Pump 7898 Stg. Gear Major Seal Kit; W/Ross Stg. Gear; W/Casting No. HF54; ☆J 8703 Ross Stg. Gear; W/Casting No. HF64 8704 Ross Stg. Gear; W/Casting No. HFB52 8706 Ross Stg. Gear; W/Casting No. HFB64 8707		1991 CATERPILLAR 3176 DIESEL ENG.; CATERPILLAR 3406 DIESEL ENG.; CUMMINS L10 DIESEL ENG.; CUMMINS N14 DIESEL ENG. Pump Complete Rebuilding Kit; W/Separate Brake Booster Pump 7910 Pump Seal Kit; W/Eaton Model B Pump; ☆E 8702 Pump Seal Kit; W/Eaton Model U Pump 8705 Pump Seal Kit; W/Separate Brake Booster Pump 7918 Pump Drive Shaft Seal Kit; W/Separate Brake Booster Pump 8709 Stg. Gear Major Seal Kit; W/Ross Stg. Gear; W/Casting No. HF54; ☆J 8703 Ross Stg. Gear; W/Casting No. HF64 8704 Ross Stg. Gear; W/Casting No. HFB52 8706 Ross Stg. Gear; W/Casting No. HFB64 8707	
BUSES	1979 CUMMINS 6-CYL. 14.0 L DIESEL ENG.; DETROIT DIESEL 8V-92 DIESEL ENG. Pump Seal Kit; W/Eaton Model B Pump; ☆E 8702 Pump Seal Kit; W/Eaton Model U Pump 8705 Pump Seal Kit; W/TRW P.S. Pump 7898 Stg. Gear Major Seal Kit; W/Ross Stg. Gear; W/Casting No. HF54; ☆J 8703 Ross Stg. Gear; W/Casting No. HF64 8704 Ross Stg. Gear; W/Casting No. HFB52 8706 Ross Stg. Gear; W/Casting No. HFB64 8707		1990 CATERPILLAR 3176 DIESEL ENG.; CATERPILLAR 3406 DIESEL ENG.; CUMMINS B SERIES 5.9 L DIESEL ENG.; CUMMINS C SERIES 8.3 L DIESEL ENG.; CUMMINS L10 DIESEL ENG.; CUMMINS M11 DIESEL ENG.; CUMMINS N14 DIESEL ENG.; DETROIT DIESEL 6-CYL. 11.1 L DIESEL ENG.; DETROIT DIESEL 6-CYL. 12.7 L DIESEL ENG. Pump Seal Kit; W/Eaton Model B Pump; ☆E 8702 Pump Seal Kit; W/Eaton Model U Pump 8705 Pump Seal Kit; W/TRW P.S. Pump 7898 Stg. Gear Major Seal Kit; W/Ross Stg. Gear; W/Casting No. HF54; ☆J 8703 Ross Stg. Gear; W/Casting No. HF64 8704 Ross Stg. Gear; W/Casting No. HFB52 8706 Ross Stg. Gear; W/Casting No. HFB64 8707	
HOSE NUMERICAL	1975-1973 CUMMINS 6-CYL. 14.0 L DIESEL ENG. Pump Seal Kit; W/Eaton Model B Pump; ☆E 8702 Pump Seal Kit; W/Eaton Model U Pump 8705 Pump Seal Kit; W/TRW P.S. Pump 7898 Stg. Gear Major Seal Kit; W/Ross Stg. Gear; W/Casting No. HF54; ☆J 8703 Ross Stg. Gear; W/Casting No. HF64 8704 Ross Stg. Gear; W/Casting No. HFB52 8706 Ross Stg. Gear; W/Casting No. HFB64 8707		LTLA9000 1995 CATERPILLAR 3176 DIESEL ENG.; CATERPILLAR 3406 DIESEL ENG.; CUMMINS B SERIES 5.9 L DIESEL ENG.; CUMMINS C SERIES 8.3 L DIESEL ENG.; CUMMINS L10 DIESEL ENG.; CUMMINS M11 DIESEL ENG.; CUMMINS N14 DIESEL ENG.; DETROIT DIESEL 6-CYL. 11.1 L DIESEL ENG.; DETROIT DIESEL 6-CYL. 12.7 L DIESEL ENG. Pump Seal Kit; W/Eaton Model B Pump; ☆E 8702 Pump Seal Kit; W/Eaton Model U Pump 8705 Pump Seal Kit; W/TRW P.S. Pump 7898 Stg. Gear Major Seal Kit; W/Ross Stg. Gear; W/Casting No. HF54; ☆J 8703 Ross Stg. Gear; W/Casting No. HF64 8704 Ross Stg. Gear; W/Casting No. HFB52 8706 Ross Stg. Gear; W/Casting No. HFB64 8707	
REPAIR KITS	1972 CUMMINS 6-CYL. 14.0 L DIESEL ENG. Pump Seal Kit; W/Eaton Model B Pump; ☆E 8702 Pump Seal Kit; W/Eaton Model U Pump 8705 Pump Seal Kit; W/TRW P.S. Pump 7898		1994-1993 CATERPILLAR 3176 DIESEL ENG.; CATERPILLAR 3406 DIESEL ENG.; CUMMINS C SERIES 8.3 L DIESEL ENG.; CUMMINS N14 DIESEL ENG.; DETROIT DIESEL SERIES 60 DIESEL ENG. Pump Complete Rebuilding Kit; W/Separate Brake Booster Pump 7910 Pump Seal Kit; W/Eaton Model B Pump; ☆E 8702 Pump Seal Kit; W/Eaton Model U Pump 8705 Pump Seal Kit; W/Separate Brake Booster Pump 7918 Pump Drive Shaft Seal Kit; W/Separate Brake Booster Pump 8709 Stg. Gear Major Seal Kit; W/Ross Stg. Gear; W/Casting No. HF54; ☆J 8703 Ross Stg. Gear; W/Casting No. HF64 8704 Ross Stg. Gear; W/Casting No. HFB52 8706 Ross Stg. Gear; W/Casting No. HFB64 8707	
KIT NUMERICAL	LTLA9000 1995 CATERPILLAR 3176 DIESEL ENG.; CATERPILLAR 3406 DIESEL ENG.; CUMMINS B SERIES 5.9 L DIESEL ENG.; CUMMINS C SERIES 8.3 L DIESEL ENG.; CUMMINS L10 DIESEL ENG.; CUMMINS M11 DIESEL ENG.; CUMMINS N14 DIESEL ENG.; DETROIT DIESEL 6-CYL. 11.1 L DIESEL ENG.; DETROIT DIESEL 6-CYL. 12.7 L DIESEL ENG. Pump Seal Kit; W/Eaton Model B Pump; ☆E 8702 Pump Seal Kit; W/Eaton Model U Pump 8705 Pump Seal Kit; W/TRW P.S. Pump 7898 Stg. Gear Major Seal Kit; W/Ross Stg. Gear; W/Casting No. HF54; ☆J 8703 Ross Stg. Gear; W/Casting No. HF64 8704 Ross Stg. Gear; W/Casting No. HFB52 8706 Ross Stg. Gear; W/Casting No. HFB64 8707		1994-1993 CATERPILLAR 3176 DIESEL ENG.; CATERPILLAR 3406 DIESEL ENG.; CUMMINS C SERIES 8.3 L DIESEL ENG.; CUMMINS N14 DIESEL ENG.; DETROIT DIESEL SERIES 60 DIESEL ENG. Pump Complete Rebuilding Kit; W/Separate Brake Booster Pump 7910 Pump Seal Kit; W/Eaton Model B Pump; ☆E 8702	
ILLUSTRATIONS	1994-1993 CATERPILLAR 3176 DIESEL ENG.; CATERPILLAR 3406 DIESEL ENG.; CUMMINS C SERIES 8.3 L DIESEL ENG.; CUMMINS N14 DIESEL ENG.; DETROIT DIESEL SERIES 60 DIESEL ENG. Pump Complete Rebuilding Kit; W/Separate Brake Booster Pump 7910		1992 CATERPILLAR 3176 DIESEL ENG.; CATERPILLAR 3406 DIESEL ENG.; CUMMINS L10 DIESEL ENG.; CUMMINS N14 DIESEL ENG.; DETROIT DIESEL SERIES 60 DIESEL ENG. Pump Complete Rebuilding Kit; W/Separate Brake Booster Pump 7910 Pump Seal Kit; W/Eaton Model B Pump; ☆E 8702	

☆ See Pages A14 - A15 For Pump or Gear Identification.

Power Steering Repair Kits for Medium/Heavy-Duty Trucks and Buses

Application	Kit No.	Application	Kit No.
FORD - Continued		FORD - Continued	
LTLS9000 - Continued		LTS900 - Continued	
1992 - Continued		1979 - Continued	
CATERPILLAR 3176 DIESEL ENG.; CATERPILLAR 3406 DIESEL ENG.; CUMMINS L10 DIESEL ENG.; CUMMINS N14 DIESEL ENG.; DETROIT DIESEL SERIES 60 DIESEL ENG.		FORD V-8 401 ENG.; FORD V-8 475 ENG.; FORD V-8 477 ENG.; FORD V-8 534 ENG. - Continued	
- Continued		Ross Stg. Gear; W/Casting No. HFB52 8706	
Pump Seal Kit; W/Eaton Model U Pump..... 8705		Ross Stg. Gear; W/Casting No. HFB64 8707	
Pump Seal Kit; W/Separate Brake Booster Pump..... 7918		1975-1973	
Pump Drive Shaft Seal Kit; W/Separate Brake Booster Pump 8709		FORD V-8 401 ENG.; FORD V-8 475 ENG.; FORD V-8 477 ENG.; FORD V-8 534 ENG.	
Stg. Gear Major Seal Kit; W/Ross Stg. Gear; W/Casting No. HF54; ☆J 8703		Pump Seal Kit; W/Eaton Model B Pump; ☆E..... 8702	
Ross Stg. Gear; W/Casting No. HF64..... 8704		Pump Seal Kit; W/Eaton Model U Pump..... 8705	
Ross Stg. Gear; W/Casting No. HFB52..... 8706		Pump Seal Kit; W/TRW P.S. Pump..... 7898	
Ross Stg. Gear; W/Casting No. HFB64 8707		Stg. Gear Major Seal Kit; W/Ross Stg. Gear; W/Casting No. HF54; ☆J 8703	
1991		Ross Stg. Gear; W/Casting No. HF64..... 8704	
CATERPILLAR 3176 DIESEL ENG.; CATERPILLAR 3406 DIESEL ENG.; CUMMINS L10 DIESEL ENG.		Ross Stg. Gear; W/Casting No. HFB52..... 8706	
Pump Complete Rebuilding Kit; W/Separate Brake Booster Pump..... 7910		Ross Stg. Gear; W/Casting No. HFB64 8707	
Pump Seal Kit; W/Eaton Model B Pump; ☆E..... 8702		1972	
Pump Seal Kit; W/Eaton Model U Pump..... 8705		FORD V-8 401 ENG.; FORD V-8 475 ENG.; FORD V-8 477 ENG.; FORD V-8 534 ENG.	
Pump Seal Kit; W/Separate Brake Booster Pump..... 7918		Pump Seal Kit; W/Eaton Model B Pump; ☆E..... 8702	
Pump Drive Shaft Seal Kit; W/Separate Brake Booster Pump 8709		Pump Seal Kit; W/Eaton Model U Pump..... 8705	
Stg. Gear Major Seal Kit; W/Ross Stg. Gear; W/Casting No. HF54; ☆J 8703		Pump Seal Kit; W/TRW P.S. Pump..... 7898	
Ross Stg. Gear; W/Casting No. HF64..... 8704		Stg. Gear Major Seal Kit; W/Ross Stg. Gear; W/Casting No. HF54; ☆J 8703	
Ross Stg. Gear; W/Casting No. HFB52..... 8706		Ross Stg. Gear; W/Casting No. HF64..... 8704	
Ross Stg. Gear; W/Casting No. HFB64 8707		Ross Stg. Gear; W/Casting No. HFB52..... 8706	
LTS800		Ross Stg. Gear; W/Casting No. HFB64 8707	
1982-1980		LTS8000	
FORD V-8 7.0 L ENG.		1995	
Pump Seal Kit; W/Eaton Model B Pump; ☆E..... 8702		CATERPILLAR 3406 DIESEL ENG.; CUMMINS B SERIES 5.9 L DIESEL ENG.; CUMMINS C SERIES 8.3 L DIESEL ENG.; CUMMINS N14 DIESEL ENG.	
Pump Seal Kit; W/Eaton Model U Pump..... 8705		Pump Seal Kit; W/Eaton Model B Pump; ☆E..... 8702	
Pump Seal Kit; W/TRW P.S. Pump..... 7898		Pump Seal Kit; W/Eaton Model U Pump..... 8705	
Stg. Gear Major Seal Kit; W/Ross Stg. Gear; W/Casting No. HF54; ☆J 8703		Stg. Gear Major Seal Kit; W/Ross Stg. Gear; W/Casting No. HF54; ☆J 8703	
Ross Stg. Gear; W/Casting No. HF64..... 8704		Ross Stg. Gear; W/Casting No. HF64..... 8704	
Ross Stg. Gear; W/Casting No. HFB52..... 8706		Ross Stg. Gear; W/Casting No. HFB52..... 8706	
Ross Stg. Gear; W/Casting No. HFB64 8707		Ross Stg. Gear; W/Casting No. HFB64 8707	
1975-1973		1994	
FORD V-8 330 ENG.; FORD V-8 359 ENG.; FORD V-8 361 ENG.; FORD V-8 389 ENG.; FORD V-8 391 ENG.; FORD V-8 401 ENG.; FORD V-8 475 ENG.; FORD V-8 477 ENG.; FORD V-8 534 ENG.		CATERPILLAR 3406 DIESEL ENG.; CUMMINS B SERIES 5.9 L DIESEL ENG.; CUMMINS C SERIES 8.3 L DIESEL ENG.; CUMMINS N14 DIESEL ENG.	
Pump Seal Kit; W/Eaton Model B Pump; ☆E..... 8702		Pump Complete Rebuilding Kit; W/Separate Brake Booster Pump..... 7910	
Pump Seal Kit; W/Eaton Model U Pump..... 8705		Pump Seal Kit; W/Eaton Model B Pump; ☆E..... 8702	
Pump Seal Kit; W/TRW P.S. Pump..... 7898		Pump Seal Kit; W/Eaton Model U Pump..... 8705	
Stg. Gear Major Seal Kit; W/Ross Stg. Gear; W/Casting No. HF54; ☆J 8703		Pump Seal Kit; W/Separate Brake Booster Pump 7918	
Ross Stg. Gear; W/Casting No. HF64..... 8704		Pump Drive Shaft Seal Kit; W/Separate Brake Booster Pump 8709	
Ross Stg. Gear; W/Casting No. HFB52..... 8706		Stg. Gear Major Seal Kit; W/Ross Stg. Gear; W/Casting No. HF54; ☆J 8703	
Ross Stg. Gear; W/Casting No. HFB64 8707		Ross Stg. Gear; W/Casting No. HF64..... 8704	
1972		Ross Stg. Gear; W/Casting No. HFB52..... 8706	
FORD V-8 330 ENG.; FORD V-8 359 ENG.; FORD V-8 361 ENG.; FORD V-8 389 ENG.; FORD V-8 391 ENG.; FORD V-8 401 ENG.; FORD V-8 475 ENG.; FORD V-8 477 ENG.; FORD V-8 534 ENG.		Ross Stg. Gear; W/Casting No. HFB64 8707	
Pump Seal Kit; W/Eaton Model B Pump; ☆E..... 8702		1993	
Pump Seal Kit; W/Eaton Model U Pump..... 8705		CUMMINS B SERIES 5.9 L DIESEL ENG.; CUMMINS C SERIES 8.3 L DIESEL ENG.; CUMMINS N14 DIESEL ENG.; FORD 6-CYL. 6.6 L DIESEL ENG.; FORD 6-CYL. 7.8 L DIESEL ENG.	
Pump Seal Kit; W/TRW P.S. Pump..... 7898		Pump Complete Rebuilding Kit; W/Separate Brake Booster Pump..... 7910	
Stg. Gear Major Seal Kit; W/Ross Stg. Gear; W/Casting No. HF54; ☆J 8703		Pump Seal Kit; W/Eaton Model B Pump; ☆E..... 8702	
Ross Stg. Gear; W/Casting No. HF64..... 8704		Pump Seal Kit; W/Eaton Model U Pump..... 8705	
Ross Stg. Gear; W/Casting No. HFB52..... 8706		Pump Seal Kit; W/Separate Brake Booster Pump 7918	
Ross Stg. Gear; W/Casting No. HFB64 8707		Pump Drive Shaft Seal Kit; W/Separate Brake Booster Pump 8709	
1972		Stg. Gear Major Seal Kit; W/Ross Stg. Gear; W/Casting No. HF54; ☆J 8703	
FORD V-8 330 ENG.; FORD V-8 359 ENG.; FORD V-8 361 ENG.; FORD V-8 389 ENG.; FORD V-8 391 ENG.; FORD V-8 401 ENG.; FORD V-8 475 ENG.; FORD V-8 477 ENG.; FORD V-8 534 ENG.		Ross Stg. Gear; W/Casting No. HF64..... 8704	
Pump Seal Kit; W/Eaton Model B Pump; ☆E..... 8702		Ross Stg. Gear; W/Casting No. HFB52..... 8706	
Pump Seal Kit; W/Eaton Model U Pump..... 8705		Ross Stg. Gear; W/Casting No. HFB64 8707	
Pump Seal Kit; W/TRW P.S. Pump..... 7898		1992-1991	
Stg. Gear Major Seal Kit; W/Ross Stg. Gear; W/Casting No. HF54; ☆J 8703		FORD 6-CYL. 6.6 L DIESEL ENG.; FORD 6-CYL. 7.8 L DIESEL ENG.	
Ross Stg. Gear; W/Casting No. HF64..... 8704		Pump Complete Rebuilding Kit; W/Separate Brake Booster Pump..... 7910	
Ross Stg. Gear; W/Casting No. HFB52..... 8706		Pump Seal Kit; W/Eaton Model B Pump; ☆E..... 8702	
Ross Stg. Gear; W/Casting No. HFB64 8707		Pump Seal Kit; W/Eaton Model U Pump..... 8705	
1979		Pump Seal Kit; W/Separate Brake Booster Pump 7918	
FORD V-8 401 ENG.; FORD V-8 475 ENG.; FORD V-8 477 ENG.; FORD V-8 534 ENG.		Pump Drive Shaft Seal Kit; W/Separate Brake Booster Pump 8709	
Pump Seal Kit; W/Eaton Model B Pump; ☆E..... 8702		Stg. Gear Major Seal Kit; W/Ross Stg. Gear; W/Casting No. HF54; ☆J 8703	
Pump Seal Kit; W/Eaton Model U Pump..... 8705		Ross Stg. Gear; W/Casting No. HF64..... 8704	
Pump Seal Kit; W/TRW P.S. Pump..... 7898		Ross Stg. Gear; W/Casting No. HFB52..... 8706	
Stg. Gear Major Seal Kit; W/Ross Stg. Gear; W/Casting No. HF54; ☆J 8703		Ross Stg. Gear; W/Casting No. HFB64 8707	
Ross Stg. Gear; W/Casting No. HF64..... 8704		ILLUSTRATIONS	

SYSTEM PUMP & GEAR IDENT.

SYSTEM & COMPONENT IDENT.

PASS. CARS

LIGHT TRUCKS

MEDIUM/HEAVY TRUCKS

BUSES

HOSE NUMERICAL

REPAIR KITS

KIT NUMERICAL

☆ See Pages A14 - A15 For Pump or Gear Identification.

Power Steering Repair Kits for Medium/Heavy-Duty Trucks and Buses

	Application	Kit No.	Application	Kit No.
SYSTEM PUMP & GEAR IDENT.	FORD - Continued		FORD - Continued	
	LTS8000 - Continued		LTS9000 - Continued	
	1990-1989		1995 - Continued	
	FORD 6-CYL. 7.8 L DIESEL ENG.		CATERPILLAR 3176 DIESEL ENG.; CATERPILLAR 3306 DIESEL ENG.; CATERPILLAR 3406 DIESEL ENG.; CUMMINS B SERIES 5.9 L DIESEL ENG.; CUMMINS C SERIES 8.3 L DIESEL ENG.; CUMMINS L10 DIESEL ENG.; CUMMINS M11 DIESEL ENG.; CUMMINS N14 DIESEL ENG.; DETROIT DIESEL 6-CYL. 11.1 L DIESEL ENG.; DETROIT DIESEL 6-CYL. 12.7 L DIESEL ENG. - Continued	
	Pump Complete Rebuilding Kit; W/Separate Brake Booster Pump.....	7910	Stg. Gear Major Seal Kit; W/Ross Stg. Gear; W/Casting No. HF54; ☆J	8703
	Pump Seal Kit; W/Eaton Model B Pump; ☆E.....	8702	Ross Stg. Gear; W/Casting No. HF64.....	8704
	Pump Seal Kit; W/Separate Brake Booster Pump.....	7918	Ross Stg. Gear; W/Casting No. HFB52.....	8706
	Pump Drive Shaft Seal Kit; W/Separate Brake Booster Pump.....	8709	Ross Stg. Gear; W/Casting No. HFB64.....	8707
	Stg. Gear Major Seal Kit; W/Ross Stg. Gear; W/Casting No. HF54; ☆J	8703		
	Ross Stg. Gear; W/Casting No. HF64.....	8704		
Ross Stg. Gear; W/Casting No. HFB52.....	8706			
Ross Stg. Gear; W/Casting No. HFB64.....	8707			
1988-1987		1994-1993		
CATERPILLAR 3208 DIESEL ENG.; FORD 6-CYL. 7.8 L DIESEL ENG.		CATERPILLAR 3176 DIESEL ENG.; CATERPILLAR 3306 DIESEL ENG.; CATERPILLAR 3406 DIESEL ENG.; CUMMINS C SERIES 8.3 L DIESEL ENG.; CUMMINS L10 DIESEL ENG.; CUMMINS N14 DIESEL ENG.; DETROIT DIESEL SERIES 60 DIESEL ENG.		
Pump Complete Rebuilding Kit; W/Separate Brake Booster Pump.....	7910	Pump Complete Rebuilding Kit; W/Separate Brake Booster Pump.....	7910	
Pump Seal Kit; W/Separate Brake Booster Pump.....	7918	Pump Seal Kit; W/Eaton Model B Pump; ☆E.....	8702	
Pump Seal Kit; W/Eaton Model B Pump; ☆E.....	8702	Pump Seal Kit; W/Eaton Model U Pump.....	8705	
Pump Seal Kit; W/Eaton Model U Pump.....	8705	Pump Seal Kit; W/Separate Brake Booster Pump.....	7918	
Pump Seal Kit; W/TRW P.S. Pump.....	7898	Pump Drive Shaft Seal Kit; W/Separate Brake Booster Pump.....	8709	
Pump Drive Shaft Seal Kit; W/Separate Brake Booster Pump.....	8709	Stg. Gear Major Seal Kit; W/Ross Stg. Gear; W/Casting No. HF54; ☆J	8703	
Stg. Gear Major Seal Kit; W/Ross Stg. Gear; W/Casting No. HF54; ☆J	8703	Ross Stg. Gear; W/Casting No. HF64.....	8704	
Ross Stg. Gear; W/Casting No. HF64.....	8704	Ross Stg. Gear; W/Casting No. HFB52.....	8706	
Ross Stg. Gear; W/Casting No. HFB52.....	8706	Ross Stg. Gear; W/Casting No. HFB64.....	8707	
Ross Stg. Gear; W/Casting No. HFB64.....	8707			
1986-1984		1992		
CATERPILLAR 3208 DIESEL ENG.		CATERPILLAR 3176 DIESEL ENG.; CATERPILLAR 3306 DIESEL ENG.; CATERPILLAR 3406 DIESEL ENG.; CUMMINS L10 DIESEL ENG.; CUMMINS N14 DIESEL ENG.; DETROIT DIESEL SERIES 60 DIESEL ENG.		
Pump Complete Rebuilding Kit; W/Separate Brake Booster Pump.....	7910	Pump Complete Rebuilding Kit; W/Separate Brake Booster Pump.....	7910	
Pump Seal Kit; W/Separate Brake Booster Pump.....	7918	Pump Seal Kit; W/Eaton Model B Pump; ☆E.....	8702	
Pump Seal Kit; W/Eaton Model B Pump; ☆E.....	8702	Pump Seal Kit; W/Eaton Model U Pump.....	8705	
Pump Seal Kit; W/Eaton Model U Pump.....	8705	Pump Seal Kit; W/Separate Brake Booster Pump.....	7918	
Pump Seal Kit; W/TRW P.S. Pump.....	7898	Pump Drive Shaft Seal Kit; W/Separate Brake Booster Pump.....	8709	
Pump Drive Shaft Seal Kit; W/Separate Brake Booster Pump.....	8709	Stg. Gear Major Seal Kit; W/Ross Stg. Gear; W/Casting No. HF54; ☆J	8703	
Stg. Gear Major Seal Kit; W/Ross Stg. Gear; W/Casting No. HF54; ☆J	8703	Ross Stg. Gear; W/Casting No. HF64.....	8704	
Ross Stg. Gear; W/Casting No. HF64.....	8704	Ross Stg. Gear; W/Casting No. HFB52.....	8706	
Ross Stg. Gear; W/Casting No. HFB52.....	8706	Ross Stg. Gear; W/Casting No. HFB64.....	8707	
Ross Stg. Gear; W/Casting No. HFB64.....	8707			
1983-1980		1991		
CATERPILLAR 3208 DIESEL ENG.		CATERPILLAR 3176 DIESEL ENG.; CATERPILLAR 3306 DIESEL ENG.; CATERPILLAR 3406 DIESEL ENG.; CUMMINS L10 DIESEL ENG.; CUMMINS N14 DIESEL ENG.		
Pump Seal Kit; W/Eaton Model B Pump; ☆E.....	8702	Pump Complete Rebuilding Kit; W/Separate Brake Booster Pump.....	7910	
Pump Seal Kit; W/Eaton Model U Pump.....	8705	Pump Seal Kit; W/Eaton Model B Pump; ☆E.....	8702	
Pump Seal Kit; W/TRW P.S. Pump.....	7898	Pump Seal Kit; W/Eaton Model U Pump.....	8705	
Pump Seal Kit; W/TRW P.S. Pump.....	7898	Pump Seal Kit; W/Separate Brake Booster Pump.....	7918	
Stg. Gear Major Seal Kit; W/Ross Stg. Gear; W/Casting No. HF54; ☆J	8703	Pump Drive Shaft Seal Kit; W/Separate Brake Booster Pump.....	8709	
Ross Stg. Gear; W/Casting No. HF64.....	8704	Stg. Gear Major Seal Kit; W/Ross Stg. Gear; W/Casting No. HF54; ☆J	8703	
Ross Stg. Gear; W/Casting No. HFB52.....	8706	Ross Stg. Gear; W/Casting No. HF64.....	8704	
Ross Stg. Gear; W/Casting No. HFB64.....	8707	Ross Stg. Gear; W/Casting No. HFB52.....	8706	
		Ross Stg. Gear; W/Casting No. HFB64.....	8707	
1975-1973		1990		
CATERPILLAR 3208 DIESEL ENG.; CATERPILLAR V150 DIESEL ENG.; CATERPILLAR V175 DIESEL ENG.; CATERPILLAR V190 DIESEL ENG.; CATERPILLAR V290 DIESEL ENG.; CUMMINS V555 DIESEL ENG.; CUMMINS VT555 DIESEL ENG.		CATERPILLAR 3176 DIESEL ENG.; CATERPILLAR 3306 DIESEL ENG.; CATERPILLAR 3406 DIESEL ENG.; CUMMINS L10 DIESEL ENG.; CUMMINS 6-CYL. 14.0 L DIESEL ENG.		
Pump Seal Kit; W/Eaton Model B Pump; ☆E.....	8702	Pump Complete Rebuilding Kit; W/Separate Brake Booster Pump.....	7910	
Pump Seal Kit; W/Eaton Model U Pump.....	8705	Pump Seal Kit; W/Eaton Model B Pump; ☆E.....	8702	
Pump Seal Kit; W/TRW P.S. Pump.....	7898	Pump Seal Kit; W/Separate Brake Booster Pump.....	7918	
Pump Seal Kit; W/TRW P.S. Pump.....	7898	Pump Drive Shaft Seal Kit; W/Separate Brake Booster Pump.....	8709	
Stg. Gear Major Seal Kit; W/Ross Stg. Gear; W/Casting No. HF54; ☆J	8703	Stg. Gear Major Seal Kit; W/Ross Stg. Gear; W/Casting No. HF54; ☆J	8703	
Ross Stg. Gear; W/Casting No. HF64.....	8704	Ross Stg. Gear; W/Casting No. HF64.....	8704	
Ross Stg. Gear; W/Casting No. HFB52.....	8706	Ross Stg. Gear; W/Casting No. HFB52.....	8706	
Ross Stg. Gear; W/Casting No. HFB64.....	8707	Ross Stg. Gear; W/Casting No. HFB64.....	8707	
1972		1989		
CATERPILLAR 3208 DIESEL ENG.; CATERPILLAR V150 DIESEL ENG.; CATERPILLAR V175 DIESEL ENG.; CATERPILLAR V190 DIESEL ENG.; CATERPILLAR V290 DIESEL ENG.; DETROIT DIESEL 6V-53 DIESEL ENG.		CATERPILLAR 3306 DIESEL ENG.; CATERPILLAR 3406 DIESEL ENG.; CUMMINS L10 DIESEL ENG.		
Pump Seal Kit; W/Eaton Model B Pump; ☆E.....	8702	Pump Complete Rebuilding Kit; W/Separate Brake Booster Pump.....	7910	
Pump Seal Kit; W/Eaton Model U Pump.....	8705	Pump Seal Kit; W/Separate Brake Booster Pump.....	7918	
Pump Seal Kit; W/TRW P.S. Pump.....	7898	Pump Seal Kit; W/Eaton Model B Pump; ☆E.....	8702	
Pump Seal Kit; W/TRW P.S. Pump.....	7898	Pump Drive Shaft Seal Kit; W/Separate Brake Booster Pump.....	8709	
Stg. Gear Major Seal Kit; W/Ross Stg. Gear; W/Casting No. HF54; ☆J	8703	Stg. Gear Major Seal Kit; W/Ross Stg. Gear; W/Casting No. HF54; ☆J	8703	
Ross Stg. Gear; W/Casting No. HF64.....	8704	Ross Stg. Gear; W/Casting No. HF64.....	8704	
Ross Stg. Gear; W/Casting No. HFB52.....	8706	Ross Stg. Gear; W/Casting No. HFB52.....	8706	
Ross Stg. Gear; W/Casting No. HFB64.....	8707	Ross Stg. Gear; W/Casting No. HFB64.....	8707	
LTS9000		1988		
1995		CATERPILLAR 3306 DIESEL ENG.; CATERPILLAR 3406 DIESEL ENG.; CUMMINS L10 DIESEL ENG.		
CATERPILLAR 3176 DIESEL ENG.; CATERPILLAR 3306 DIESEL ENG.; CATERPILLAR 3406 DIESEL ENG.; CUMMINS B SERIES 5.9 L DIESEL ENG.; CUMMINS C SERIES 8.3 L DIESEL ENG.; CUMMINS L10 DIESEL ENG.; CUMMINS M11 DIESEL ENG.; CUMMINS N14 DIESEL ENG.; DETROIT DIESEL 6-CYL. 11.1 L DIESEL ENG.; DETROIT DIESEL 6-CYL. 12.7 L DIESEL ENG.		Pump Complete Rebuilding Kit; W/Separate Brake Booster Pump.....		
Pump Seal Kit; W/Eaton Model B Pump; ☆E.....	8702	7910		
Pump Seal Kit; W/Eaton Model U Pump.....	8705	7918		
Pump Seal Kit; W/Eaton Model U Pump.....	8705	8702		
Pump Seal Kit; W/TRW P.S. Pump.....	7898	8709		
Pump Seal Kit; W/TRW P.S. Pump.....	7898	8709		
Stg. Gear Major Seal Kit; W/Ross Stg. Gear; W/Casting No. HF54; ☆J	8703	8703		
Ross Stg. Gear; W/Casting No. HF64.....	8704	8704		
Ross Stg. Gear; W/Casting No. HFB52.....	8706	8706		
Ross Stg. Gear; W/Casting No. HFB64.....	8707	8707		

☆ See Pages A14 - A15 For Pump or Gear Identification.

Power Steering Repair Kits for Medium/Heavy-Duty Trucks and Buses

	Application	Kit No.	Application	Kit No.
SYSTEM PUMP & GEAR IDENT.	FORD - Continued		FORD - Continued	
	W9000 - Continued		WT9000 - Continued	
	1976 - Continued		1972	
	CATERPILLAR 3406 DIESEL ENG.; CUMMINS NH DIESEL ENG.; CUMMINS V903 DIESEL ENG.; CUMMINS 6-CYL. 14.0 L DIESEL ENG.; DETROIT DIESEL 6-71 DIESEL ENG.; DETROIT DIESEL 8V-71 DIESEL ENG.; DETROIT DIESEL 8V-71N DIESEL ENG.; DETROIT DIESEL 8V-71T DIESEL ENG. - Continued		CUMMINS NH DIESEL ENG.; CUMMINS V903 DIESEL ENG.; CUMMINS 6-CYL. 14.0 L DIESEL ENG.; DETROIT DIESEL 6-71 DIESEL ENG.; DETROIT DIESEL 8V-71 DIESEL ENG.; DETROIT DIESEL 8V-71N DIESEL ENG.; DETROIT DIESEL 8V-71T DIESEL ENG.	
	Ross Stg. Gear; W/Casting No. HF64.....	8704	Pump Seal Kit; W/Eaton Model B Pump; ☆E.....	8702
	Ross Stg. Gear; W/Casting No. HFB52.....	8706	Pump Seal Kit; W/Eaton Model U Pump.....	8705
	Ross Stg. Gear; W/Casting No. HFB64.....	8707	Pump Seal Kit; W/TRW P.S. Pump.....	7898
	1975-1973		GMC	
	CUMMINS NH DIESEL ENG.; CUMMINS V903 DIESEL ENG.; CUMMINS 6-CYL. 14.0 L DIESEL ENG.; DETROIT DIESEL 6-71 DIESEL ENG.; DETROIT DIESEL 8V-71 DIESEL ENG.; DETROIT DIESEL 8V-71N DIESEL ENG.; DETROIT DIESEL 8V-71T DIESEL ENG.		C5000	
	Pump Seal Kit; W/Eaton Model B Pump; ☆E.....	8702	1989-1987	
	Pump Seal Kit; W/Eaton Model U Pump.....	8705	GM V-8 5.7 L ENG.	
	Pump Seal Kit; W/TRW P.S. Pump.....	7898	Pump Seal Kit; W/Saginaw P.S. Pump; ☆B.....	8700
	Stg. Gear Major Seal Kit; W/Ross Stg. Gear; W/Casting No. HF54; ☆J	8703	Pump Drive Shaft Seal Kit; W/Saginaw P.S. Pump; ☆B.....	8711
	Ross Stg. Gear; W/Casting No. HF64.....	8704	Stg. Gear Major Seal Kit; W/710 Series Gear.....	8701
	Ross Stg. Gear; W/Casting No. HFB52.....	8706	Stg. Gear Input Shaft Seal Kit; W/710 Series Gear.....	7095
	Ross Stg. Gear; W/Casting No. HFB64.....	8707	1986-1980	
	1972		GM 6-CYL. 4.8 L ENG.; GM V-8 5.7 L ENG.	
	CUMMINS NH DIESEL ENG.; CUMMINS V903 DIESEL ENG.; CUMMINS 6-CYL. 14.0 L DIESEL ENG.; DETROIT DIESEL 6-71 DIESEL ENG.; DETROIT DIESEL 8V-71 DIESEL ENG.; DETROIT DIESEL 8V-71N DIESEL ENG.; DETROIT DIESEL 8V-71T DIESEL ENG.		Pump Seal Kit; W/Saginaw P.S. Pump; ☆B.....	8700
	Pump Seal Kit; W/Eaton Model B Pump; ☆E.....	8702	Pump Drive Shaft Seal Kit; W/Saginaw P.S. Pump; ☆B.....	8711
	Pump Seal Kit; W/Eaton Model U Pump.....	8705	Stg. Gear Major Seal Kit; W/710 Series Gear.....	8701
	Pump Seal Kit; W/TRW P.S. Pump.....	7898	Stg. Gear Input Shaft Seal Kit; W/710 Series Gear.....	7095
	WT9000		C5000 C5D SERIES	
	1977		1979	
	CUMMINS V903 DIESEL ENG.; CUMMINS 6-CYL. 14.0 L DIESEL ENG.; DETROIT DIESEL 6-71 DIESEL ENG.; DETROIT DIESEL 8V-71 DIESEL ENG.; DETROIT DIESEL 8V-71N DIESEL ENG.; DETROIT DIESEL 8V-71T DIESEL ENG.		GM 6-CYL. 292 ENG.; GM V-8 305 ENG.; GM V-8 350 ENG.	
	Pump Seal Kit; W/Eaton Model B Pump; ☆E.....	8702	Pump Seal Kit; W/Saginaw P.S. Pump; ☆B.....	8700
	Pump Seal Kit; W/Eaton Model U Pump.....	8705	Pump Drive Shaft Seal Kit; W/Saginaw P.S. Pump; ☆B.....	8711
	Pump Seal Kit; W/TRW P.S. Pump.....	7898	Stg. Gear Major Seal Kit; W/710 Series Gear.....	8701
	Stg. Gear Major Seal Kit; W/Ross Stg. Gear; W/Casting No. HF54; ☆J	8703	Stg. Gear Input Shaft Seal Kit; W/710 Series Gear.....	7095
	Ross Stg. Gear; W/Casting No. HF64.....	8704	C6000	
	Ross Stg. Gear; W/Casting No. HFB52.....	8706	1989-1987	
	Ross Stg. Gear; W/Casting No. HFB64.....	8707	DETROIT DIESEL V-8 8.2 L DIESEL ENG.; GM V-8 5.7 L ENG.; GM V-8 6.0 L ENG.	
	1976		Pump Seal Kit; W/Saginaw P.S. Pump; ☆B.....	8700
	CATERPILLAR 3406 DIESEL ENG.; CUMMINS NH DIESEL ENG.; CUMMINS V903 DIESEL ENG.; CUMMINS 6-CYL. 14.0 L DIESEL ENG.; DETROIT DIESEL 6-71 DIESEL ENG.; DETROIT DIESEL 8V-71 DIESEL ENG.; DETROIT DIESEL 8V-71N DIESEL ENG.; DETROIT DIESEL 8V-71T DIESEL ENG.		Pump Drive Shaft Seal Kit; W/Saginaw P.S. Pump; ☆B.....	8711
	Pump Seal Kit; W/Eaton Model B Pump; ☆E.....	8702	Stg. Gear Major Seal Kit; W/710 Series Gear.....	8701
	Pump Seal Kit; W/Eaton Model U Pump.....	8705	Stg. Gear Input Shaft Seal Kit; W/710 Series Gear.....	7095
	Pump Seal Kit; W/TRW P.S. Pump.....	7898	1986-1985	
	Stg. Gear Major Seal Kit; W/Ross Stg. Gear; W/Casting No. HF54; ☆J	8703	DETROIT DIESEL V-8 8.2 L DIESEL ENG.; GM 6-CYL. 4.8 L ENG.; GM V-8 5.7 L ENG.; GM V-8 6.0 L ENG.	
	Ross Stg. Gear; W/Casting No. HF64.....	8704	Pump Seal Kit; W/Saginaw P.S. Pump; ☆B.....	8700
	Ross Stg. Gear; W/Casting No. HFB52.....	8706	Pump Drive Shaft Seal Kit; W/Saginaw P.S. Pump; ☆B.....	8711
	Ross Stg. Gear; W/Casting No. HFB64.....	8707	Stg. Gear Major Seal Kit; W/710 Series Gear.....	8701
	1975-1973		Stg. Gear Input Shaft Seal Kit; W/710 Series Gear.....	7095
	CUMMINS NH DIESEL ENG.; CUMMINS V903 DIESEL ENG.; CUMMINS 6-CYL. 14.0 L DIESEL ENG.; DETROIT DIESEL 6-71 DIESEL ENG.; DETROIT DIESEL 8V-71 DIESEL ENG.; DETROIT DIESEL 8V-71N DIESEL ENG.; DETROIT DIESEL 8V-71T DIESEL ENG.		1984-1982	
	Pump Seal Kit; W/Eaton Model B Pump; ☆E.....	8702	CATERPILLAR 3208 DIESEL ENG.; DETROIT DIESEL V-8 8.2 L DIESEL ENG.; GM 6-CYL. 4.8 L ENG.; GM V-8 5.7 L ENG.; GM V-8 6.0 L ENG.	
	Pump Seal Kit; W/Eaton Model U Pump.....	8705	Pump Seal Kit; W/Saginaw P.S. Pump; ☆B.....	8700
	Pump Seal Kit; W/TRW P.S. Pump.....	7898	Pump Drive Shaft Seal Kit; W/Saginaw P.S. Pump; ☆B.....	8711
	Stg. Gear Major Seal Kit; W/Ross Stg. Gear; W/Casting No. HF54; ☆J	8703	Stg. Gear Major Seal Kit; W/710 Series Gear.....	8701
	Ross Stg. Gear; W/Casting No. HF64.....	8704	Stg. Gear Input Shaft Seal Kit; W/710 Series Gear.....	7095
	Ross Stg. Gear; W/Casting No. HFB52.....	8706	1981-1980	
	Ross Stg. Gear; W/Casting No. HFB64.....	8707	CATERPILLAR 3208 DIESEL ENG.; DETROIT DIESEL 4-53 DIESEL ENG.; DETROIT DIESEL V-8 8.2 L DIESEL ENG.; GM 6-CYL. 4.8 L ENG.; GM V-8 5.7 L ENG.; GM V-8 6.0 L ENG.	
	REPAIR KITS		Pump Seal Kit; W/Saginaw P.S. Pump; ☆B.....	8700
	KIT NUMERICAL		Pump Drive Shaft Seal Kit; W/Saginaw P.S. Pump; ☆B.....	8711
	ILLUSTRATIONS		Stg. Gear Major Seal Kit; W/710 Series Gear.....	8701
			Stg. Gear Input Shaft Seal Kit; W/710 Series Gear.....	7095

☆ See Pages A14 - A15 For Pump or Gear Identification.

Power Steering Repair Kits for Medium/Heavy-Duty Trucks and Buses

Application	Kit No.	Application	Kit No.
GMC - Continued		GMC - Continued	
C6000 C6D SERIES		C M & S 7000	
1979		1976	
CATERPILLAR 3208 DIESEL ENG.; DETROIT DIESEL 4-53 DIESEL ENG.; GM 6-CYL. 292 ENG.; GM V-8 305 ENG.; GM V-8 350 ENG.; GM V-8 366 ENG.; GM V-8 427 ENG.; GM V-8 454 ENG.		DETROIT DIESEL 3-71 DIESEL ENG.	
Pump Seal Kit; W/Saginaw P.S. Pump; ☆B	8700	Pump Seal Kit; W/Saginaw P.S. Pump; ☆B	8700
Pump Drive Shaft Seal Kit; W/Saginaw P.S. Pump; ☆B	8711	Pump Drive Shaft Seal Kit; W/Saginaw P.S. Pump; ☆B	8711
Stg. Gear Major Seal Kit; W/710 Series Gear	8701	Stg. Gear Major Seal Kit; W/710 Series Gear	8701
Stg. Gear Input Shaft Seal Kit; W/710 Series Gear	7095	Stg. Gear Input Shaft Seal Kit; W/710 Series Gear	7095
C6500		CD6500	
1978		1977	
DETROIT DIESEL 3-71 DIESEL ENG.		DETROIT DIESEL 4-53 DIESEL ENG.	
Pump Seal Kit; W/Saginaw P.S. Pump; ☆B	8700	Pump Seal Kit; W/Saginaw P.S. Pump; ☆B	8700
Pump Drive Shaft Seal Kit; W/Saginaw P.S. Pump; ☆B	8711	Pump Drive Shaft Seal Kit; W/Saginaw P.S. Pump; ☆B	8711
Stg. Gear Major Seal Kit; W/710 Series Gear	8701	Stg. Gear Major Seal Kit; W/710 Series Gear	8701
Stg. Gear Input Shaft Seal Kit; W/710 Series Gear	7095	Stg. Gear Input Shaft Seal Kit; W/710 Series Gear	7095
C7000		CE4500	
1989-1983		1972-1969	
CATERPILLAR 3208 DIESEL ENG.; DETROIT DIESEL V-8 8.2 L DIESEL ENG.; GM V-8 6.0 L ENG.; GM V-8 7.0 L ENG.		GM V-8 307 ENG.; GM V-8 350 ENG.	
Pump Seal Kit; W/Saginaw P.S. Pump; ☆B	8700	Pump Seal Kit; W/Saginaw P.S. Pump; ☆B	8700
Pump Drive Shaft Seal Kit; W/Saginaw P.S. Pump; ☆B	8711	Pump Drive Shaft Seal Kit; W/Saginaw P.S. Pump; ☆B	8711
Stg. Gear Major Seal Kit; W/710 Series Gear	8701	Stg. Gear Major Seal Kit; W/710 Series Gear	8701
Stg. Gear Input Shaft Seal Kit; W/710 Series Gear	7095	Stg. Gear Input Shaft Seal Kit; W/710 Series Gear	7095
1982		1968	
CATERPILLAR 3208 DIESEL ENG.; CUMMINS VT225 DIESEL ENG.; DETROIT DIESEL V-8 8.2 L DIESEL ENG.; GM V-8 6.0 L ENG.; GM V-8 7.0 L ENG.		GM V-8 283 ENG.; GM V-8 307 ENG.; GM V-8 327 ENG.	
Pump Seal Kit; W/Saginaw P.S. Pump; ☆B	8700	Pump Seal Kit; W/Saginaw P.S. Pump; ☆B	8700
Pump Drive Shaft Seal Kit; W/Saginaw P.S. Pump; ☆B	8711	Pump Drive Shaft Seal Kit; W/Saginaw P.S. Pump; ☆B	8711
Stg. Gear Major Seal Kit; W/710 Series Gear	8701	Stg. Gear Major Seal Kit; W/710 Series Gear	8701
Stg. Gear Input Shaft Seal Kit; W/710 Series Gear	7095	Stg. Gear Input Shaft Seal Kit; W/710 Series Gear	7095
1981-1980		1967	
CATERPILLAR 3208 DIESEL ENG.; CUMMINS VT225 DIESEL ENG.; DETROIT DIESEL 4-53 DIESEL ENG.; DETROIT DIESEL V-8 8.2 L DIESEL ENG.; GM V-8 6.0 L ENG.; GM V-8 7.4 L ENG.		GM V-8 283 ENG.; GM V-8 327 ENG.	
Pump Seal Kit; W/Saginaw P.S. Pump; ☆B	8700	Pump Seal Kit; W/Saginaw P.S. Pump; ☆B	8700
Pump Drive Shaft Seal Kit; W/Saginaw P.S. Pump; ☆B	8711	Pump Drive Shaft Seal Kit; W/Saginaw P.S. Pump; ☆B	8711
Stg. Gear Major Seal Kit; W/710 Series Gear	8701	Stg. Gear Major Seal Kit; W/710 Series Gear	8701
Stg. Gear Input Shaft Seal Kit; W/710 Series Gear	7095	Stg. Gear Input Shaft Seal Kit; W/710 Series Gear	7095
C7000 C7D SERIES		1962	
1979		GM V-8 283 ENG.; GM V-8 327 ENG.	
CATERPILLAR 3208 DIESEL ENG.; DETROIT DIESEL 4-53 DIESEL ENG.; GM V-8 366 ENG.; GM V-8 427 ENG.; GM V-8 454 ENG.		Pump Seal Kit; W/Saginaw P.S. Pump; ☆B	
Pump Seal Kit; W/Saginaw P.S. Pump; ☆B	8700	Pump Seal Kit; W/Saginaw P.S. Pump; ☆B	8700
Pump Drive Shaft Seal Kit; W/Saginaw P.S. Pump; ☆B	8711	Pump Drive Shaft Seal Kit; W/Saginaw P.S. Pump; ☆B	8711
Stg. Gear Major Seal Kit; W/710 Series Gear	8701	Stg. Gear Major Seal Kit; W/710 Series Gear	8701
Stg. Gear Input Shaft Seal Kit; W/710 Series Gear	7095	Stg. Gear Input Shaft Seal Kit; W/710 Series Gear	7095
C M & S 6000		1961-1960	
1976		GM V-8 283 ENG.	
DETROIT DIESEL 3-71 DIESEL ENG.		Pump Seal Kit; W/Saginaw P.S. Pump; ☆B	
Pump Seal Kit; W/Saginaw P.S. Pump; ☆B	8700	Pump Seal Kit; W/Saginaw P.S. Pump; ☆B	8700
Pump Drive Shaft Seal Kit; W/Saginaw P.S. Pump; ☆B	8711	Pump Drive Shaft Seal Kit; W/Saginaw P.S. Pump; ☆B	8711
Stg. Gear Major Seal Kit; W/710 Series Gear	8701	Stg. Gear Major Seal Kit; W/710 Series Gear	8701
Stg. Gear Input Shaft Seal Kit; W/710 Series Gear	7095	Stg. Gear Input Shaft Seal Kit; W/710 Series Gear	7095
C M & S 6500		CE5000	
1976		1977-1976	
DETROIT DIESEL 3-71 DIESEL ENG.		GM V-8 305 ENG.; GM V-8 350 ENG.	
Pump Seal Kit; W/Saginaw P.S. Pump; ☆B	8700	Pump Seal Kit; W/Saginaw P.S. Pump; ☆B	8700
Pump Drive Shaft Seal Kit; W/Saginaw P.S. Pump; ☆B	8711	Pump Drive Shaft Seal Kit; W/Saginaw P.S. Pump; ☆B	8711
Stg. Gear Major Seal Kit; W/710 Series Gear	8701	Stg. Gear Major Seal Kit; W/710 Series Gear	8701
Stg. Gear Input Shaft Seal Kit; W/710 Series Gear	7095	Stg. Gear Input Shaft Seal Kit; W/710 Series Gear	7095
1975-1974		1973-1969	
GM V-8 350 ENG.		GM V-8 307 ENG.; GM V-8 350 ENG.	
Pump Seal Kit; W/Saginaw P.S. Pump; ☆B	8700	Pump Seal Kit; W/Saginaw P.S. Pump; ☆B	8700
Pump Drive Shaft Seal Kit; W/Saginaw P.S. Pump; ☆B	8711	Pump Drive Shaft Seal Kit; W/Saginaw P.S. Pump; ☆B	8711
Stg. Gear Major Seal Kit; W/710 Series Gear	8701	Stg. Gear Major Seal Kit; W/710 Series Gear	8701
Stg. Gear Input Shaft Seal Kit; W/710 Series Gear	7095	Stg. Gear Input Shaft Seal Kit; W/710 Series Gear	7095
1968-1962		1968-1962	
GM V-8 283 ENG.; GM V-8 307 ENG.; GM V-8 327 ENG.		GM V-8 283 ENG.; GM V-8 307 ENG.; GM V-8 327 ENG.	
Pump Seal Kit; W/Saginaw P.S. Pump; ☆B	8700	Pump Seal Kit; W/Saginaw P.S. Pump; ☆B	8700
Pump Drive Shaft Seal Kit; W/Saginaw P.S. Pump; ☆B	8711	Pump Drive Shaft Seal Kit; W/Saginaw P.S. Pump; ☆B	8711
Stg. Gear Major Seal Kit; W/710 Series Gear	8701	Stg. Gear Major Seal Kit; W/710 Series Gear	8701
Stg. Gear Input Shaft Seal Kit; W/710 Series Gear	7095	Stg. Gear Input Shaft Seal Kit; W/710 Series Gear	8701

SYSTEM PUMP & GEAR IDENT.
SYSTEM & COMPONENT IDENT.
PASS. CARS
LIGHT TRUCKS
MEDIUM/HEAVY TRUCKS
BUSES
HOSE NUMERICAL
REPAIR KITS
KIT NUMERICAL
ILLUSTRATIONS

☆ See Pages A14 - A15 For Pump or Gear Identification.

Power Steering Repair Kits for Medium/Heavy-Duty Trucks and Buses

	Application	Kit No.	Application	Kit No.
SYSTEM PUMP & GEAR IDENT.	GMC - Continued		GMC - Continued	
SYSTEM & COMPONENT IDENT.	CE5000 - Continued		CE6000 - Continued	
PASS. CARS	1968-1962 - Continued		1966-1960	
LIGHT TRUCKS	GM V-8 283 ENG.; GM V-8 307 ENG.; GM V-8 327 ENG.		GM V-8 283 ENG.; GM V-8 307 ENG.; GM V-8 327 ENG.	
MEDIUM/HEAVY TRUCKS	- Continued		Pump Seal Kit; W/Saginaw P.S. Pump; ☆B.....	8700
BUSES	Stg. Gear Input Shaft Seal Kit; W/710 Series Gear	7095	Pump Drive Shaft Seal Kit; W/Saginaw P.S. Pump; ☆B	8711
HOSE NUMERICAL	1961-1960		Stg. Gear Major Seal Kit; W/710 Series Gear	8701
REPAIR KITS	GM V-8 283 ENG.; GM V-8 307 ENG.		Stg. Gear Input Shaft Seal Kit; W/710 Series Gear	7095
KIT NUMERICAL	Pump Seal Kit; W/Saginaw P.S. Pump; ☆B	8700	CE6500	
ILLUSTRATIONS	Pump Drive Shaft Seal Kit; W/Saginaw P.S. Pump; ☆B	8711	1977-1973	
	Stg. Gear Major Seal Kit; W/710 Series Gear	8701	GM V-8 366 ENG.; GM V-8 427 ENG.; GM V-8 454 ENG.	
	Stg. Gear Input Shaft Seal Kit; W/710 Series Gear	7095	Pump Seal Kit; W/Saginaw P.S. Pump; ☆B	8700
	CE5500		Pump Drive Shaft Seal Kit; W/Saginaw P.S. Pump; ☆B	8711
	1972-1970		Stg. Gear Major Seal Kit; W/710 Series Gear	8701
	GM V-8 307 ENG.; GM V-8 350 ENG.; GM V-8 366 ENG.; GM V-8 427 ENG.; GM V-8 454 ENG.		Stg. Gear Input Shaft Seal Kit; W/710 Series Gear	7095
	Pump Seal Kit; W/Saginaw P.S. Pump; ☆B	8700	CG5500	
	Pump Drive Shaft Seal Kit; W/Saginaw P.S. Pump; ☆B	8711	1972-1970	
	Stg. Gear Major Seal Kit; W/710 Series Gear	8701	GMC D478 DIESEL ENG.; GMC DH478 DIESEL ENG.	
	Stg. Gear Input Shaft Seal Kit; W/710 Series Gear	7095	Pump Seal Kit; W/Saginaw P.S. Pump; ☆B	8700
	1969		Pump Drive Shaft Seal Kit; W/Saginaw P.S. Pump; ☆B	8711
	GM V-8 283 ENG.; GM V-8 307 ENG.; GM V-8 350 ENG.; GM V-8 366 ENG.; GM V-8 427 ENG.; GM V-8 454 ENG.		Stg. Gear Major Seal Kit; W/710 Series Gear	8701
	Pump Seal Kit; W/Saginaw P.S. Pump; ☆B	8700	Stg. Gear Input Shaft Seal Kit; W/710 Series Gear	7095
	Pump Drive Shaft Seal Kit; W/Saginaw P.S. Pump; ☆B	8711	CG6000	
	Stg. Gear Major Seal Kit; W/710 Series Gear	8701	1975-1973	
	Stg. Gear Input Shaft Seal Kit; W/710 Series Gear	7095	GMC D478 DIESEL ENG.; GMC DH478 DIESEL ENG.	
	1968		Pump Seal Kit; W/Saginaw P.S. Pump; ☆B	8700
	GM V-8 283 ENG.; GM V-8 366 ENG.; GM V-8 427 ENG.; GM V-8 454 ENG.		Pump Drive Shaft Seal Kit; W/Saginaw P.S. Pump; ☆B	8711
	Pump Seal Kit; W/Saginaw P.S. Pump; ☆B	8700	Stg. Gear Major Seal Kit; W/710 Series Gear	8701
	Pump Drive Shaft Seal Kit; W/Saginaw P.S. Pump; ☆B	8711	Stg. Gear Input Shaft Seal Kit; W/710 Series Gear	7095
	Stg. Gear Major Seal Kit; W/710 Series Gear	8701	CM5500	
	Stg. Gear Input Shaft Seal Kit; W/710 Series Gear	7095	1975-1970	
	1967-1966		GM V-6 305 ENG.; GM V-6 351 ENG.; GM V-6 379 ENG.	
	GM V-8 366 ENG.; GM V-8 427 ENG.; GM V-8 454 ENG.		Pump Seal Kit; W/Saginaw P.S. Pump; ☆B	8700
	Pump Seal Kit; W/Saginaw P.S. Pump; ☆B	8700	Pump Drive Shaft Seal Kit; W/Saginaw P.S. Pump; ☆B	8711
	Pump Drive Shaft Seal Kit; W/Saginaw P.S. Pump; ☆B	8711	Stg. Gear Major Seal Kit; W/710 Series Gear	8701
	Stg. Gear Major Seal Kit; W/710 Series Gear	8701	Stg. Gear Input Shaft Seal Kit; W/710 Series Gear	7095
	Stg. Gear Input Shaft Seal Kit; W/710 Series Gear	7095	CM6500	
	CE6000		1975	
	1977-1976		GM V-6 305 ENG.; GM V-6 351 ENG.; GM V-6 379 ENG.	
	GM V-8 305 ENG.; GM V-8 350 ENG.; GM V-8 366 ENG.; GM V-8 427 ENG.; GM V-8 454 ENG.		Pump Seal Kit; W/Saginaw P.S. Pump; ☆B	8700
	Pump Seal Kit; W/Saginaw P.S. Pump; ☆B	8700	Pump Drive Shaft Seal Kit; W/Saginaw P.S. Pump; ☆B	8711
	Pump Drive Shaft Seal Kit; W/Saginaw P.S. Pump; ☆B	8711	Stg. Gear Major Seal Kit; W/710 Series Gear	8701
	Stg. Gear Major Seal Kit; W/710 Series Gear	8701	Stg. Gear Input Shaft Seal Kit; W/710 Series Gear	7095
	Stg. Gear Input Shaft Seal Kit; W/710 Series Gear	7095	1974-1970	
	1975-1974		GM V-6 305 ENG.; GM V-6 351 ENG.; GM V-6 379 ENG.; GM V-6 401 ENG.; GM V-6 432 ENG.; GM V-6 478 ENG.	
	GM V-8 350 ENG.; GM V-8 366 ENG.; GM V-8 427 ENG.; GM V-8 454 ENG.		Pump Seal Kit; W/Saginaw P.S. Pump; ☆B	8700
	Pump Seal Kit; W/Saginaw P.S. Pump; ☆B	8700	Pump Drive Shaft Seal Kit; W/Saginaw P.S. Pump; ☆B	8711
	Pump Drive Shaft Seal Kit; W/Saginaw P.S. Pump; ☆B	8711	Stg. Gear Major Seal Kit; W/710 Series Gear	8701
	Stg. Gear Major Seal Kit; W/710 Series Gear	8701	Stg. Gear Input Shaft Seal Kit; W/710 Series Gear	7095
	Stg. Gear Input Shaft Seal Kit; W/710 Series Gear	7095	CS4500	
	1973-1969		1977-1967	
	GM V-8 307 ENG.; GM V-8 350 ENG.; GM V-8 366 ENG.; GM V-8 427 ENG.; GM V-8 454 ENG.		GM 6-CYL. 230 ENG.; GM 6-CYL. 250 ENG.	
	Pump Seal Kit; W/Saginaw P.S. Pump; ☆B	8700	Pump Seal Kit; W/Saginaw P.S. Pump; ☆B	8700
	Pump Drive Shaft Seal Kit; W/Saginaw P.S. Pump; ☆B	8711	Pump Drive Shaft Seal Kit; W/Saginaw P.S. Pump; ☆B	8711
	Stg. Gear Major Seal Kit; W/710 Series Gear	8701	Stg. Gear Major Seal Kit; W/710 Series Gear	8701
	Stg. Gear Input Shaft Seal Kit; W/710 Series Gear	7095	Stg. Gear Input Shaft Seal Kit; W/710 Series Gear	7095
	1968-1967		CS5000	
	GM V-8 283 ENG.; GM V-8 307 ENG.; GM V-8 327 ENG.; GM V-8 366 ENG.; GM V-8 427 ENG.; GM V-8 454 ENG.		1977-1967	
	Pump Seal Kit; W/Saginaw P.S. Pump; ☆B	8700	GM 6-CYL. 292 ENG.	
	Pump Drive Shaft Seal Kit; W/Saginaw P.S. Pump; ☆B	8711	Pump Seal Kit; W/Saginaw P.S. Pump; ☆B	8700
	Stg. Gear Major Seal Kit; W/710 Series Gear	8701	Pump Drive Shaft Seal Kit; W/Saginaw P.S. Pump; ☆B	8711
	Stg. Gear Input Shaft Seal Kit; W/710 Series Gear	7095	Stg. Gear Major Seal Kit; W/710 Series Gear	8701
			Stg. Gear Input Shaft Seal Kit; W/710 Series Gear	7095

☆ See Pages A14 - A15 For Pump or Gear Identification.

Power Steering Repair Kits for Medium/Heavy-Duty Trucks and Buses

Application	Kit No.	Application	Kit No.
GMC - Continued		GMC - Continued	
CS5500		DW5000	
1977-1963		1966	
GM 6-CYL. 230 ENG.; GM 6-CYL. 250 ENG.		GMC D478 DIESEL ENG.; GMC DH478 DIESEL ENG.	
Pump Seal Kit; W/Saginaw P.S. Pump; ☆B	8700	Pump Seal Kit; W/Saginaw P.S. Pump; ☆B	8700
Pump Drive Shaft Seal Kit; W/Saginaw P.S. Pump; ☆B	8711	Pump Drive Shaft Seal Kit; W/Saginaw P.S. Pump; ☆B	8711
Stg. Gear Major Seal Kit; W/710 Series Gear	8701	Stg. Gear Major Seal Kit; W/710 Series Gear	8701
Stg. Gear Input Shaft Seal Kit; W/710 Series Gear	7095	Stg. Gear Input Shaft Seal Kit; W/710 Series Gear	7095
CS6000		EG4500	
1977-1967		1967	
GM 6-CYL. 292 ENG.		GMC D351 DIESEL ENG.	
Pump Seal Kit; W/Saginaw P.S. Pump; ☆B	8700	Pump Seal Kit; W/Saginaw P.S. Pump; ☆B	8700
Pump Drive Shaft Seal Kit; W/Saginaw P.S. Pump; ☆B	8711	Pump Drive Shaft Seal Kit; W/Saginaw P.S. Pump; ☆B	8711
Stg. Gear Major Seal Kit; W/710 Series Gear	8701	Stg. Gear Major Seal Kit; W/710 Series Gear	8701
Stg. Gear Input Shaft Seal Kit; W/710 Series Gear	7095	Stg. Gear Input Shaft Seal Kit; W/710 Series Gear	7095
D3500		EG5500	
1966		1969-1967	
GMC D351 DIESEL ENG.; GMC D478 DIESEL ENG.; GMC DH478 DIESEL ENG.		GMC D478 DIESEL ENG.; GMC DH478 DIESEL ENG.	
Pump Seal Kit; W/Saginaw P.S. Pump; ☆B	8700	Pump Seal Kit; W/Saginaw P.S. Pump; ☆B	8700
Pump Drive Shaft Seal Kit; W/Saginaw P.S. Pump; ☆B	8711	Pump Drive Shaft Seal Kit; W/Saginaw P.S. Pump; ☆B	8711
Stg. Gear Major Seal Kit; W/710 Series Gear	8701	Stg. Gear Major Seal Kit; W/710 Series Gear	8701
Stg. Gear Input Shaft Seal Kit; W/710 Series Gear	7095	Stg. Gear Input Shaft Seal Kit; W/710 Series Gear	7095
D4000		EG6500	
1966		1969-1967	
GMC D478 DIESEL ENG.; GMC DH478 DIESEL ENG.		GMC D478 DIESEL ENG.; GMC DH478 DIESEL ENG.	
Pump Seal Kit; W/Saginaw P.S. Pump; ☆B	8700	Pump Seal Kit; W/Saginaw P.S. Pump; ☆B	8700
Pump Drive Shaft Seal Kit; W/Saginaw P.S. Pump; ☆B	8711	Pump Drive Shaft Seal Kit; W/Saginaw P.S. Pump; ☆B	8711
Stg. Gear Major Seal Kit; W/710 Series Gear	8701	Stg. Gear Major Seal Kit; W/710 Series Gear	8701
Stg. Gear Input Shaft Seal Kit; W/710 Series Gear	7095	Stg. Gear Input Shaft Seal Kit; W/710 Series Gear	7095
DB4000		EM4500	
1966		1969-1967	
GMC D478 DIESEL ENG.		GM V-6 305 ENG.; GM V-6 351 ENG.; GM V-6 379 ENG.	
Pump Seal Kit; W/Saginaw P.S. Pump; ☆B	8700	Pump Seal Kit; W/Saginaw P.S. Pump; ☆B	8700
Pump Drive Shaft Seal Kit; W/Saginaw P.S. Pump; ☆B	8711	Pump Drive Shaft Seal Kit; W/Saginaw P.S. Pump; ☆B	8711
Stg. Gear Major Seal Kit; W/Saginaw P.S. Pump; ☆B	8701	Stg. Gear Major Seal Kit; W/710 Series Gear	8701
Stg. Gear Input Shaft Seal Kit; W/Saginaw P.S. Pump; ☆B	7095	Stg. Gear Input Shaft Seal Kit; W/710 Series Gear	7095
GMC DH478 DIESEL ENG.		EM5500	
Pump Seal Kit; W/Saginaw P.S. Pump; ☆B	8700	1969-1967	
Pump Drive Shaft Seal Kit; W/Saginaw P.S. Pump; ☆B	8711	GM V-6 305 ENG.; GM V-6 351 ENG.; GM V-6 379 ENG.	
Stg. Gear Major Seal Kit; W/710 Series Gear	8701	Pump Seal Kit; W/Saginaw P.S. Pump; ☆B	8700
Stg. Gear Input Shaft Seal Kit; W/710 Series Gear	7095	Pump Drive Shaft Seal Kit; W/Saginaw P.S. Pump; ☆B	8711
DBH5000		EM6500	
1966		1969-1967	
GMC D478 DIESEL ENG.; GMC DH478 DIESEL ENG.		GM V-6 305 ENG.; GM V-6 351 ENG.; GM V-6 379 ENG.	
Pump Seal Kit; W/Saginaw P.S. Pump; ☆B	8700	Pump Seal Kit; W/Saginaw P.S. Pump; ☆B	8700
Pump Drive Shaft Seal Kit; W/Saginaw P.S. Pump; ☆B	8711	Pump Drive Shaft Seal Kit; W/Saginaw P.S. Pump; ☆B	8711
Stg. Gear Major Seal Kit; W/710 Series Gear	8701	Stg. Gear Major Seal Kit; W/710 Series Gear	8701
Stg. Gear Input Shaft Seal Kit; W/710 Series Gear	7095	Stg. Gear Input Shaft Seal Kit; W/710 Series Gear	7095
DH5000		ES4500	
1966		1977-1967	
GMC D478 DIESEL ENG.; GMC DH478 DIESEL ENG.		GM 6-CYL. 230 ENG.; GM 6-CYL. 250 ENG.	
Pump Seal Kit; W/Saginaw P.S. Pump; ☆B	8700	Pump Seal Kit; W/Saginaw P.S. Pump; ☆B	8700
Pump Drive Shaft Seal Kit; W/Saginaw P.S. Pump; ☆B	8711	Pump Drive Shaft Seal Kit; W/Saginaw P.S. Pump; ☆B	8711
Stg. Gear Major Seal Kit; W/710 Series Gear	8701	Stg. Gear Major Seal Kit; W/710 Series Gear	8701
Stg. Gear Input Shaft Seal Kit; W/710 Series Gear	7095	Stg. Gear Input Shaft Seal Kit; W/710 Series Gear	7095
DS4000		H7500	
1966		1978	
GMC D478 DIESEL ENG.		CATERPILLAR 3208 DIESEL ENG.; DETROIT DIESEL 6V-53 DIESEL ENG.; GM V-8 366 ENG.; GM V-8 427 ENG.; GM V-8 454 ENG.	
Pump Seal Kit; W/Saginaw P.S. Pump; ☆B	8700	Pump Seal Kit; W/Saginaw P.S. Pump; ☆B	8700
Pump Drive Shaft Seal Kit; W/Saginaw P.S. Pump; ☆B	8711	Pump Drive Shaft Seal Kit; W/Saginaw P.S. Pump; ☆B	8711
Stg. Gear Major Seal Kit; W/Saginaw P.S. Pump; ☆B	8701	Stg. Gear Major Seal Kit; W/710 Series Gear	8701
Stg. Gear Input Shaft Seal Kit; W/Saginaw P.S. Pump; ☆B	7095	Stg. Gear Input Shaft Seal Kit; W/710 Series Gear	7095
GMC DH478 DIESEL ENG.			
Pump Seal Kit; W/Saginaw P.S. Pump; ☆B	8700		
Pump Drive Shaft Seal Kit; W/Saginaw P.S. Pump; ☆B	8711		
Stg. Gear Major Seal Kit; W/710 Series Gear	8701		
Stg. Gear Input Shaft Seal Kit; W/710 Series Gear	7095		

☆ See Pages A14 - A15 For Pump or Gear Identification.

SYSTEM
PUMP &
GEAR
IDENT.

SYSTEM &
COM-
PONENT
IDENT.

PASS.
CARS

LIGHT
TRUCKS

MEDIUM/
HEAVY
TRUCKS

BUSES

HOSE
NUMER-
ICAL

REPAIR
KITS

KIT
NUMER-
ICAL

ILLUSTRATIONS

Power Steering Repair Kits for Medium/Heavy-Duty Trucks and Buses

	Application	Kit No.	Application	Kit No.
SYSTEM PUMP & GEAR IDENT.	GMC - Continued		GMC - Continued	
SYSTEM & COMPONENT IDENT.	H7500 - Continued		HY7500	
PASS. CARS	1977-1974		1977-1976	
LIGHT TRUCKS	GM V-8 366 ENG.; GM V-8 427 ENG.; GM V-8 454 ENG.		CATERPILLAR 3208 DIESEL ENG.	
MEDIUM/HEAVY TRUCKS	Pump Seal Kit; W/Saginaw P.S. Pump; ☆B 8700		Pump Seal Kit; W/Saginaw P.S. Pump; ☆B 8700	
BUSES	Pump Drive Shaft Seal Kit; W/Saginaw P.S. Pump; ☆B 8711		Pump Drive Shaft Seal Kit; W/Saginaw P.S. Pump; ☆B 8711	
HOSE NUMERICAL	Stg. Gear Major Seal Kit; W/710 Series Gear 8701		Stg. Gear Major Seal Kit; W/710 Series Gear 8701	
REPAIR KITS	Stg. Gear Input Shaft Seal Kit; W/710 Series Gear 7095		Stg. Gear Input Shaft Seal Kit; W/710 Series Gear 7095	
KIT NUMERICAL	H8500		J7500	
ILLUSTRATIONS	1978-1974		1978	
	GM V-8 366 ENG.; GM V-8 427 ENG.; GM V-8 454 ENG.		CATERPILLAR 3208 DIESEL ENG.; DETROIT DIESEL 6V-53 DIESEL ENG.; GM V-8 366 ENG.; GM V-8 427 ENG.; GM V-8 454 ENG.	
	Pump Seal Kit; W/Saginaw P.S. Pump; ☆B 8700		Pump Seal Kit; W/Saginaw P.S. Pump; ☆B 8700	
	Pump Drive Shaft Seal Kit; W/Saginaw P.S. Pump; ☆B 8711		Pump Drive Shaft Seal Kit; W/Saginaw P.S. Pump; ☆B 8711	
	Stg. Gear Major Seal Kit; W/710 Series Gear 8701		Stg. Gear Major Seal Kit; W/710 Series Gear 8701	
	Stg. Gear Input Shaft Seal Kit; W/710 Series Gear 7095		Stg. Gear Input Shaft Seal Kit; W/710 Series Gear 7095	
	HG7500		J8500	
	1969-1966		1978	
	GMC D478 DIESEL ENG.; GMC DH478 DIESEL ENG.		DETROIT DIESEL 6V-53 DIESEL ENG.; GM V-8 366 ENG.; GM V-8 427 ENG.; GM V-8 454 ENG.	
	Pump Seal Kit; W/Saginaw P.S. Pump; ☆B 8700		Pump Seal Kit; W/Saginaw P.S. Pump; ☆B 8700	
	Pump Drive Shaft Seal Kit; W/Saginaw P.S. Pump; ☆B 8711		Pump Drive Shaft Seal Kit; W/Saginaw P.S. Pump; ☆B 8711	
	Stg. Gear Major Seal Kit; W/710 Series Gear 8701		Stg. Gear Major Seal Kit; W/710 Series Gear 8701	
	Stg. Gear Input Shaft Seal Kit; W/710 Series Gear 7095		Stg. Gear Input Shaft Seal Kit; W/710 Series Gear 7095	
	HJ7500		JG7500	
	1971-1966		1969-1966	
	GMC D637 DIESEL ENG.; GMC DH637 DIESEL ENG.		GMC D478 DIESEL ENG.; GMC DH478 DIESEL ENG.	
	Pump Seal Kit; W/Saginaw P.S. Pump; ☆B 8700		Pump Seal Kit; W/Saginaw P.S. Pump; ☆B 8700	
	Pump Drive Shaft Seal Kit; W/Saginaw P.S. Pump; ☆B 8711		Pump Drive Shaft Seal Kit; W/Saginaw P.S. Pump; ☆B 8711	
	Stg. Gear Major Seal Kit; W/710 Series Gear 8701		Stg. Gear Major Seal Kit; W/710 Series Gear 8701	
	Stg. Gear Input Shaft Seal Kit; W/710 Series Gear 7095		Stg. Gear Input Shaft Seal Kit; W/710 Series Gear 7095	
	HM5500		JJ7500	
	1968-1966		1971-1966	
	GM V-6 305 ENG.; GM V-6 351 ENG.; GM V-6 379 ENG.		GMC D637 DIESEL ENG.; GMC DH637 DIESEL ENG.	
	Pump Seal Kit; W/Saginaw P.S. Pump; ☆B 8700		Pump Seal Kit; W/Saginaw P.S. Pump; ☆B 8700	
	Pump Drive Shaft Seal Kit; W/Saginaw P.S. Pump; ☆B 8711		Pump Drive Shaft Seal Kit; W/Saginaw P.S. Pump; ☆B 8711	
	Stg. Gear Major Seal Kit; W/710 Series Gear 8701		Stg. Gear Major Seal Kit; W/710 Series Gear 8701	
	Stg. Gear Input Shaft Seal Kit; W/710 Series Gear 7095		Stg. Gear Input Shaft Seal Kit; W/710 Series Gear 7095	
	HM7500		JM7500	
	1974-1966		1974-1971	
	GM V-6 305 ENG.; GM V-6 351 ENG.; GM V-6 379 ENG.; GM V-6 401 ENG.; GM V-6 432 ENG.; GM V-6 478 ENG.		GM V-6 401 ENG.; GM V-6 432 ENG.; GM V-6 478 ENG.	
	Pump Seal Kit; W/Saginaw P.S. Pump; ☆B 8700		Pump Seal Kit; W/Saginaw P.S. Pump; ☆B 8700	
	Pump Drive Shaft Seal Kit; W/Saginaw P.S. Pump; ☆B 8711		Pump Drive Shaft Seal Kit; W/Saginaw P.S. Pump; ☆B 8711	
	Stg. Gear Major Seal Kit; W/710 Series Gear 8701		Stg. Gear Major Seal Kit; W/710 Series Gear 8701	
	Stg. Gear Input Shaft Seal Kit; W/710 Series Gear 7095		Stg. Gear Input Shaft Seal Kit; W/710 Series Gear 7095	
	HM8500		JN7500	
	1974-1971		1970-1966	
	GM V-6 401 ENG.; GM V-6 432 ENG.; GM V-6 478 ENG.		GM V-6 305 ENG.; GM V-6 351 ENG.; GM V-6 379 ENG.; GM V-6 401 ENG.; GM V-6 432 ENG.; GM V-6 478 ENG.	
	Pump Seal Kit; W/Saginaw P.S. Pump; ☆B 8700		Pump Seal Kit; W/Saginaw P.S. Pump; ☆B 8700	
	Pump Drive Shaft Seal Kit; W/Saginaw P.S. Pump; ☆B 8711		Pump Drive Shaft Seal Kit; W/Saginaw P.S. Pump; ☆B 8711	
	Stg. Gear Major Seal Kit; W/710 Series Gear 8701		Stg. Gear Major Seal Kit; W/710 Series Gear 8701	
	Stg. Gear Input Shaft Seal Kit; W/710 Series Gear 7095		Stg. Gear Input Shaft Seal Kit; W/710 Series Gear 7095	
	HV7500		1970-1966	
	1977-1966		GM V-6 305 ENG.; GM V-6 351 ENG.; GM V-6 379 ENG.; GM V-6 401 ENG.; GM V-6 432 ENG.; GM V-6 478 ENG.	
	DETROIT DIESEL 6V-53 DIESEL ENG.; DETROIT DIESEL 6V-53N DIESEL ENG.; DETROIT DIESEL 6V-53T DIESEL ENG.		Pump Seal Kit; W/Saginaw P.S. Pump; ☆B 8700	
	Pump Seal Kit; W/Saginaw P.S. Pump; ☆B 8700		Pump Drive Shaft Seal Kit; W/Saginaw P.S. Pump; ☆B 8711	
	Pump Drive Shaft Seal Kit; W/Saginaw P.S. Pump; ☆B 8711		Stg. Gear Major Seal Kit; W/710 Series Gear 8701	
	Stg. Gear Major Seal Kit; W/710 Series Gear 8701		Stg. Gear Input Shaft Seal Kit; W/710 Series Gear 7095	
	Stg. Gear Input Shaft Seal Kit; W/710 Series Gear 7095		1970-1966	
			GM V-6 305 ENG.; GM V-6 351 ENG.; GM V-6 379 ENG.; GM V-6 401 ENG.; GM V-6 432 ENG.; GM V-6 478 ENG.	
			Pump Seal Kit; W/Saginaw P.S. Pump; ☆B 8700	
			Pump Drive Shaft Seal Kit; W/Saginaw P.S. Pump; ☆B 8711	
			Stg. Gear Major Seal Kit; W/710 Series Gear 8701	
			Stg. Gear Input Shaft Seal Kit; W/710 Series Gear 7095	

☆ See Pages A14 - A15 For Pump or Gear Identification.

Power Steering Repair Kits for Medium/Heavy-Duty Trucks and Buses

Application	Kit No.	Application	Kit No.
GMC - Continued		GMC - Continued	
JM8500		MM6500 - Continued	
1974-1966		1974-1970 - Continued	
GM V-6 401 ENG.; GM V-6 432 ENG.; GM V-6 478 ENG.		GM V-6 401 ENG.; GM V-6 432 ENG.; GM V-6 478 ENG.	
Pump Seal Kit; W/Saginaw P.S. Pump; ☆B	8700	- Continued	
Pump Drive Shaft Seal Kit; W/Saginaw P.S. Pump; ☆B	8711	Stg. Gear Major Seal Kit; W/710 Series Gear	8701
Stg. Gear Major Seal Kit; W/710 Series Gear	8701	Stg. Gear Input Shaft Seal Kit; W/710 Series Gear	7095
Stg. Gear Input Shaft Seal Kit; W/710 Series Gear	7095		
JN7500		P3500	
1977-1966		1995	
DETROIT DIESEL 6V-53 DIESEL ENG.; DETROIT DIESEL 6V-53N DIESEL ENG.; DETROIT DIESEL 6V-53T DIESEL ENG.		GM V-8 6.5 L DIESEL ENG.	
Pump Seal Kit; W/Saginaw P.S. Pump; ☆B	8700	Pump Complete Rebuilding Kit	7910
Pump Drive Shaft Seal Kit; W/Saginaw P.S. Pump; ☆B	8711	Pump Seal Kit	7918
Stg. Gear Major Seal Kit; W/710 Series Gear	8701	Pump Drive Shaft Seal Kit	8709
Stg. Gear Input Shaft Seal Kit; W/710 Series Gear	7095	Stg. Gear Complete Rebuilding Kit; 1st Design	7857
		Stg. Gear Complete Rebuilding Kit; 2nd Design	8524
		Stg. Gear Major Seal Kit; 1st Design	7859
		Stg. Gear Major Seal Kit; 2nd Design	8523
		Stg. Gear Input Shaft Seal Kit; 1st Design	7095
		Stg. Gear Input Shaft Seal Kit; 2nd Design	8525
		Stg. Gear Complete Pitman Shaft Seal Kit	8766
		Stg. Gear Lower Pitman Shaft Seal Kit	7856
JN8500		1979-1978	
1977-1966		GM 6-CYL. 292 ENG.; GM V-8 350 ENG.; GM V-8 454 ENG.	
DETROIT DIESEL 6V-53 DIESEL ENG.; DETROIT DIESEL 6V-53N DIESEL ENG.; DETROIT DIESEL 6V-53T DIESEL ENG.		Pump Complete Rebuilding Kit	7910
Pump Seal Kit; W/Saginaw P.S. Pump; ☆B	8700	Pump Seal Kit	7918
Pump Drive Shaft Seal Kit; W/Saginaw P.S. Pump; ☆B	8711	Pump Drive Shaft Seal Kit	8709
Stg. Gear Major Seal Kit; W/710 Series Gear	8701	Stg. Gear Complete Rebuilding Kit; 1st Design	7857
Stg. Gear Input Shaft Seal Kit; W/710 Series Gear	7095	Stg. Gear Complete Rebuilding Kit; 2nd Design	8524
		Stg. Gear Major Seal Kit; 1st Design	7859
		Stg. Gear Major Seal Kit; 2nd Design	8523
		Stg. Gear Input Shaft Seal Kit; 1st Design	7095
		Stg. Gear Input Shaft Seal Kit; 2nd Design	8525
		Stg. Gear Complete Pitman Shaft Seal Kit	8766
		Stg. Gear Lower Pitman Shaft Seal Kit	7856
JV7500		PS4500	
1977-1966		1974-1973	
DETROIT DIESEL 6V-53 DIESEL ENG.; DETROIT DIESEL 6V-53N DIESEL ENG.; DETROIT DIESEL 6V-53T DIESEL ENG.		GM 6-CYL. 230 ENG.; GM 6-CYL. 250 ENG.	
Pump Seal Kit; W/Saginaw P.S. Pump; ☆B	8700	Pump Seal Kit; W/Saginaw P.S. Pump; ☆B	8700
Pump Drive Shaft Seal Kit; W/Saginaw P.S. Pump; ☆B	8711	Pump Drive Shaft Seal Kit; W/Saginaw P.S. Pump; ☆B	8711
Stg. Gear Major Seal Kit; W/710 Series Gear	8701	Stg. Gear Major Seal Kit; W/710 Series Gear	8701
Stg. Gear Input Shaft Seal Kit; W/710 Series Gear	7095	Stg. Gear Input Shaft Seal Kit; W/710 Series Gear	7095
JV8500		1972-1966	
1977-1966		GM 6-CYL. 230 ENG.; GM 6-CYL. 250 ENG.; GM 6-CYL. 292 ENG.	
DETROIT DIESEL 6V-53 DIESEL ENG.; DETROIT DIESEL 6V-53N DIESEL ENG.; DETROIT DIESEL 6V-53T DIESEL ENG.		Pump Seal Kit; W/Saginaw P.S. Pump; ☆B	8700
Pump Seal Kit; W/Saginaw P.S. Pump; ☆B	8700	Pump Drive Shaft Seal Kit; W/Saginaw P.S. Pump; ☆B	8711
Pump Drive Shaft Seal Kit; W/Saginaw P.S. Pump; ☆B	8711	Stg. Gear Major Seal Kit; W/710 Series Gear	8701
Stg. Gear Major Seal Kit; W/710 Series Gear	8701	Stg. Gear Input Shaft Seal Kit; W/710 Series Gear	7095
Stg. Gear Input Shaft Seal Kit; W/710 Series Gear	7095		
JY7500		1965-1964	
1977-1976		GM 6-CYL. 230 ENG.; GM 6-CYL. 250 ENG.	
CATERPILLAR 3208 DIESEL ENG.		Pump Seal Kit; W/Saginaw P.S. Pump; ☆B	8700
Pump Seal Kit; W/Saginaw P.S. Pump; ☆B	8700	Pump Drive Shaft Seal Kit; W/Saginaw P.S. Pump; ☆B	8711
Pump Drive Shaft Seal Kit; W/Saginaw P.S. Pump; ☆B	8711	Stg. Gear Major Seal Kit; W/710 Series Gear	8701
Stg. Gear Major Seal Kit; W/710 Series Gear	8701	Stg. Gear Input Shaft Seal Kit; W/710 Series Gear	7095
Stg. Gear Input Shaft Seal Kit; W/710 Series Gear	7095		
M6500		1975-1974	
1978		GM V-8 305 ENG.; GM V-8 350 ENG.; GM V-8 366 ENG.; GM V-8 427 ENG.; GM V-8 454 ENG.	
DETROIT DIESEL 3-71 DIESEL ENG.; GM V-8 366 ENG.; GM V-8 427 ENG.; GM V-8 454 ENG.		Pump Seal Kit; W/Saginaw P.S. Pump; ☆B	8700
Pump Seal Kit; W/Saginaw P.S. Pump; ☆B	8700	Pump Drive Shaft Seal Kit; W/Saginaw P.S. Pump; ☆B	8711
Pump Drive Shaft Seal Kit; W/Saginaw P.S. Pump; ☆B	8711	Stg. Gear Major Seal Kit; W/710 Series Gear	8701
Stg. Gear Major Seal Kit; W/710 Series Gear	8701	Stg. Gear Input Shaft Seal Kit; W/710 Series Gear	7095
Stg. Gear Input Shaft Seal Kit; W/710 Series Gear	7095		
ME6500		T6000	
1977-1973		1978-1976	
GM V-8 366 ENG.; GM V-8 427 ENG.; GM V-8 454 ENG.		GM V-8 305 ENG.; GM V-8 350 ENG.; GM V-8 366 ENG.; GM V-8 427 ENG.; GM V-8 454 ENG.	
Pump Seal Kit; W/Saginaw P.S. Pump; ☆B	8700	Pump Seal Kit; W/Saginaw P.S. Pump; ☆B	8700
Pump Drive Shaft Seal Kit; W/Saginaw P.S. Pump; ☆B	8711	Pump Drive Shaft Seal Kit; W/Saginaw P.S. Pump; ☆B	8711
Stg. Gear Major Seal Kit; W/710 Series Gear	8701	Stg. Gear Major Seal Kit; W/710 Series Gear	8701
Stg. Gear Input Shaft Seal Kit; W/710 Series Gear	7095	Stg. Gear Input Shaft Seal Kit; W/710 Series Gear	7095
MM6500		1975-1974	
1974-1970		GM V-8 350 ENG.; GM V-8 366 ENG.; GM V-8 427 ENG.; GM V-8 454 ENG.	
GM V-6 401 ENG.; GM V-6 432 ENG.; GM V-6 478 ENG.		Pump Seal Kit; W/Saginaw P.S. Pump; ☆B	8700
Pump Seal Kit; W/Saginaw P.S. Pump; ☆B	8700	Pump Drive Shaft Seal Kit; W/Saginaw P.S. Pump; ☆B	8711
Pump Drive Shaft Seal Kit; W/Saginaw P.S. Pump; ☆B	8711	Stg. Gear Major Seal Kit; W/710 Series Gear	8701
		Stg. Gear Input Shaft Seal Kit; W/710 Series Gear	7095

☆ See Pages A14 - A15 For Pump or Gear Identification.

SYSTEM
PUMP &
GEAR
IDENT.

SYSTEM &
COM-
PONENT
IDENT.

PASS.
CARS

LIGHT
TRUCKS

MEDIUM/
HEAVY
TRUCKS

BUSES

HOSE
NUMER-
ICAL

REPAIR
KITS

KIT
NUMER-
ICAL

ILLUST-
RATIONS

Power Steering Repair Kits for Medium/Heavy-Duty Trucks and Buses

Application	Kit No.	Application	Kit No.
GMC - Continued		GMC - Continued	
TM7500		TS5500	
1974-1971		1972-1963	
GM V-6 401 ENG.; GM V-6 432 ENG.; GM V-6 478 ENG.		GM 6-CYL. 292 ENG.	
Pump Seal Kit; W/Saginaw P.S. Pump; ☆B	8700	Pump Seal Kit; W/Saginaw P.S. Pump; ☆B	8700
Pump Drive Shaft Seal Kit; W/Saginaw P.S. Pump; ☆B	8711	Pump Drive Shaft Seal Kit; W/Saginaw P.S. Pump; ☆B	8711
Stg. Gear Major Seal Kit; W/710 Series Gear	8701	Stg. Gear Major Seal Kit; W/710 Series Gear	8701
Stg. Gear Input Shaft Seal Kit; W/710 Series Gear	7095	Stg. Gear Input Shaft Seal Kit; W/710 Series Gear	7095
1970-1966		TV7500	
GM V-6 305 ENG.; GM V-6 351 ENG.; GM V-6 379 ENG.; GM V-6 401 ENG.; GM V-6 432 ENG.; GM V-6 478 ENG.		1977-1966	
Pump Seal Kit; W/Saginaw P.S. Pump; ☆B	8700	DETROIT DIESEL 6V-53 DIESEL ENG.; DETROIT DIESEL 6V-53N DIESEL ENG.; DETROIT DIESEL 6V-53T DIESEL ENG.	
Pump Drive Shaft Seal Kit; W/Saginaw P.S. Pump; ☆B	8711	Pump Seal Kit; W/Saginaw P.S. Pump; ☆B	8700
Stg. Gear Major Seal Kit; W/710 Series Gear	8701	Pump Drive Shaft Seal Kit; W/Saginaw P.S. Pump; ☆B	8711
Stg. Gear Input Shaft Seal Kit; W/710 Series Gear	7095	Stg. Gear Major Seal Kit; W/710 Series Gear	8701
TM8500		Stg. Gear Input Shaft Seal Kit; W/710 Series Gear	
1972-1966		7095	
GM V-6 401 ENG.; GM V-6 432 ENG.; GM V-6 478 ENG.		W6	
Pump Seal Kit; W/Saginaw P.S. Pump; ☆B	8700	1980	
Pump Drive Shaft Seal Kit; W/Saginaw P.S. Pump; ☆B	8711	GM V-8 5.7 L ENG.; GM V-8 6.0 L ENG.	
Stg. Gear Major Seal Kit; W/710 Series Gear	8701	Pump Seal Kit; W/Saginaw P.S. Pump; ☆B	8700
Stg. Gear Input Shaft Seal Kit; W/710 Series Gear	7095	Pump Drive Shaft Seal Kit; W/Saginaw P.S. Pump; ☆B	8711
TOPKICK		Stg. Gear Major Seal Kit; W/710 Series Gear	
1979		8701	
CATERPILLAR 3208 DIESEL ENG.; GM 6-CYL. 292 ENG.; GM V-8 305 ENG.; GM V-8 350 ENG.; GM V-8 366 ENG.; GM V-8 427 ENG.; GM V-8 454 ENG.		Stg. Gear Input Shaft Seal Kit; W/710 Series Gear	
Pump Seal Kit; W/Saginaw P.S. Pump; ☆B	8700	7095	
Pump Drive Shaft Seal Kit; W/Saginaw P.S. Pump; ☆B	8711	WM7500	
Stg. Gear Major Seal Kit; W/710 Series Gear	8701	1974-1966	
Stg. Gear Input Shaft Seal Kit; W/710 Series Gear	7095	GM V-6 401 ENG.; GM V-6 432 ENG.; GM V-6 478 ENG.	
TOPKICK C5500		Pump Seal Kit; W/Saginaw P.S. Pump; ☆B	
1990		8700	
GM V-8 6.0 L ENG.; GM V-8 7.0 L ENG.		Pump Drive Shaft Seal Kit; W/Saginaw P.S. Pump; ☆B	
Pump Seal Kit; W/Saginaw P.S. Pump; ☆B	8700	8711	
Pump Drive Shaft Seal Kit; W/Saginaw P.S. Pump; ☆B	8711	Stg. Gear Major Seal Kit; W/710 Series Gear	
Stg. Gear Major Seal Kit; W/710 Series Gear	8701	8701	
Stg. Gear Input Shaft Seal Kit; W/710 Series Gear	7095	Stg. Gear Input Shaft Seal Kit; W/710 Series Gear	
TOPKICK C6500		7095	
1990		WM8500	
CATERPILLAR 3116 DIESEL ENG.; DETROIT DIESEL V-8 8.2 L DIESEL ENG.; GM V-8 6.0 L ENG.; GM V-8 7.0 L ENG.		1972-1966	
Pump Seal Kit; W/Saginaw P.S. Pump; ☆B	8700	GM V-6 401 ENG.; GM V-6 432 ENG.; GM V-6 478 ENG.	
Pump Drive Shaft Seal Kit; W/Saginaw P.S. Pump; ☆B	8711	Pump Seal Kit; W/Saginaw P.S. Pump; ☆B	8700
Stg. Gear Major Seal Kit; W/710 Series Gear	8701	Pump Drive Shaft Seal Kit; W/Saginaw P.S. Pump; ☆B	8711
Stg. Gear Input Shaft Seal Kit; W/710 Series Gear	7095	Stg. Gear Major Seal Kit; W/710 Series Gear	8701
TOPKICK C7500		Stg. Gear Input Shaft Seal Kit; W/710 Series Gear	
1990		7095	
CATERPILLAR 3116 DIESEL ENG.; DETROIT DIESEL V-8 8.2 L DIESEL ENG.; GM V-8 6.0 L ENG.; GM V-8 7.0 L ENG.		WV7500	
Pump Seal Kit; W/Saginaw P.S. Pump; ☆B	8700	1977-1966	
Pump Drive Shaft Seal Kit; W/Saginaw P.S. Pump; ☆B	8711	DETROIT DIESEL 6V-53 DIESEL ENG.; DETROIT DIESEL 6V-53N DIESEL ENG.; DETROIT DIESEL 6V-53T DIESEL ENG.	
Stg. Gear Major Seal Kit; W/710 Series Gear	8701	Pump Seal Kit; W/Saginaw P.S. Pump; ☆B	8700
Stg. Gear Input Shaft Seal Kit; W/710 Series Gear	7095	Pump Drive Shaft Seal Kit; W/Saginaw P.S. Pump; ☆B	8711
TOPKICK C8500		Stg. Gear Major Seal Kit; W/710 Series Gear	
1990		8701	
CATERPILLAR 3116 DIESEL ENG.; DETROIT DIESEL V-8 8.2 L DIESEL ENG.; GM V-8 6.0 L ENG.; GM V-8 7.0 L ENG.		Stg. Gear Input Shaft Seal Kit; W/710 Series Gear	
Pump Seal Kit; W/Saginaw P.S. Pump; ☆B	8700	7095	
Pump Drive Shaft Seal Kit; W/Saginaw P.S. Pump; ☆B	8711	ISUZU	
Stg. Gear Major Seal Kit; W/710 Series Gear	8701	NPR	
Stg. Gear Input Shaft Seal Kit; W/710 Series Gear	7095	1995	
TOPKICK C8500		GM V-8 5.7 L ENG.; ISUZU 4BD2 DIESEL ENG.	
1990		Pump Complete Rebuilding Kit	7910
CATERPILLAR 3116 DIESEL ENG.; DETROIT DIESEL V-8 8.2 L DIESEL ENG.; GM V-8 6.0 L ENG.; GM V-8 7.0 L ENG.		Pump Seal Kit	7918
Pump Seal Kit; W/Saginaw P.S. Pump; ☆B	8700	Pump Drive Shaft Seal Kit	8709
Pump Drive Shaft Seal Kit; W/Saginaw P.S. Pump; ☆B	8711		
Stg. Gear Major Seal Kit; W/710 Series Gear	8701		
Stg. Gear Input Shaft Seal Kit; W/710 Series Gear	7095		

SYSTEM PUMP & GEAR IDENT.

SYSTEM & COMPONENT IDENT.

PASS. CARS

LIGHT TRUCKS

MEDIUM/HEAVY TRUCKS

BUSES

HOSE NUMERICAL

REPAIR KITS

KIT NUMERICAL

ILLUSTRATIONS

☆ See Pages A14 - A15 For Pump or Gear Identification.

Numerical Listing

Power Steering Repair Kits

SYSTEM PUMP & GEAR IDENT.
SYSTEM & COMPONENT IDENT.
PASS. CARS
LIGHT TRUCKS
MEDIUM/HEAVY TRUCKS
BUSES
HOSE NUMERICAL
REPAIR KITS
KIT NUMERICAL
ILLUSTRATIONS

7095

AmerMtrs; Ambassador; 1974-1966
 AmerMtrs; American; 1968-1966
 AmerMtrs; AMX; 1978
 AmerMtrs; AMX; 1974-1968
 AmerMtrs; Concord; 1978
 AmerMtrs; Gremlin; 1978-1970
 AmerMtrs; Hornet; 1977-1970
 AmerMtrs; Javelin; 1974-1966
 AmerMtrs; Matador; 1978-1971
 AmerMtrs; Pacer; 1977
 AmerMtrs; Rambler; 1969
 AmerMtrs; Rambler Classic; 1966
 AmerMtrs; Rebel; 1970-1967
 Buick; Apollo; 1975-1973
 Buick; Centurion; 1973-1971
 Buick; Century; 1981-1973
 Buick; Electra; 1978-1959
 Buick; Estate Wagon; 1978-1971
 Buick; Invicta; 1963-1959
 Buick; Lesabre; 1978-1959
 Buick; Regal; 1983-1973
 Buick; Riviera; 1978-1963
 Buick; Skyhawk; 1980-1975
 Buick; Skylark; 1978-1975
 Buick; Skylark; 1972-1961
 Buick; Special; 1969-1961
 Buick; Wildcat; 1970-1964
 Cad; Calais; 1976-1965
 Cad; Deville; 1978-1965
 Cad; Eldorado; 1978-1958
 Cad; Fleetwood Sixty Special; 1967-1958
 Cad; Series 62; 1958
 Cad; Series 6200; 1964-1959
 Cad; Seville; 1978-1976
 Chev; Beaumont; 1969-1966
 Chev; BelAir; 1978-1965
 Chev; Biscayne; 1975-1965
 Chev; Blazer; 1980-1968
 Chev; Camaro; 1983-1966
 Chev; Chevelle; 1976-1964
 Chev; Chevy II; 1968
 Chev; El Camino; 1984-1964
 Chev; G Van; 1980-1971
 Chev; Impala; 1978-1965
 Chev; Malibu; 1983-1970
 Chev; Monza; 1980-1975
 Chev; Nova; 1979-1969
 Chev; P Van; 1995-1973
 Chev; Suburban; 1980-1968
 Chev; Vega; 1977-1971
 Dodge; D & W Pickup; 1980-1972
 Dodge; M Motor Home; 1980-1975
 Dodge; M Motor Home; 1973-1969
 Dodge; Ramcharger; 1980-1974
 Dodge; RM Motor Home; 1974-1973
 Ford; Bronco; 1977-1972
 Ford; Custom; 1969-1965
 Ford; Custom 500; 1979-1975
 Ford; Galaxie; 1969-1972
 Ford; Ltd; 1969-1967
 Ford; Ltd II; 1979-1977
 Ford; Mustang; 1973-1971
 Ford; Ranch Wagon; 1974-1972
 Ford; Ranchero; 1979-1972
 Ford; Thunderbird; 1979-1972
 GMC; C&K Pickup; 1980-1968
 GMC; Caballero; 1984-1978
 GMC; G Van; 1980-1971
 GMC; G Van; 1969
 GMC; Jimmy; 1980-1970
 GMC; P Van; 1995-1973
 GMC; Sprint; 1977-1971
 GMC; Suburban; 1980-1968
 Intnatl; D Pickup; 1970-1969
 Intnatl; MS1210; 1975-1973

7095 - Continued

Intnatl; Scout; 1971
 Intnatl; 100; 1974-1971
 Intnatl; 150; 1975
 Intnatl; 200; 1975-1974
 Intnatl; 1110; 1973-1971
 Intnatl; 1210; 1973-1971
 Intnatl; 1310; 1973-1971
 Jeep; Cherokee; 1978-1972
 Jeep; CJ; 1978-1972
 Jeep; J Pickup; 1988-1971
 Jeep; Wagoneer; 1978-1971
 Merc; Cougar; 1979-1971
 Merc; Montclair; 1965-1972
 Merc; Monterey; 1965
 Merc; Park Lane; 1965
 Olds; Custom Cruiser; 1978-1971
 Olds; Cutlass; 1984-1967
 Olds; Cutlass Cruiser; 1981-1978
 Olds; Delmont 88; 1968-1964
 Olds; F85; 1972-1961
 Olds; Jetstar 88; 1966-1964
 Olds; Ninety Eight; 1978-1964
 Olds; Omega; 1978-1973
 Olds; Se; 1963-1960
 Olds; Se; 1963-1960
 Olds; Starfire; 1980-1975
 Olds; Starfire; 1966-1961
 Olds; Toronado; 1978-1966
 Olds; Vista Cruiser; 1975-1964
 Olds; 442; 1971-1968
 Ply; Trailduster; 1978-1974
 Pont; Acadian; 1971-1962
 Pont; Astre; 1977-1973
 Pont; Bonneville; 1979-1959
 Pont; Catalina; 1978-1967
 Pont; Firebird; 1983-1982
 Pont; Firebird; 1978-1967
 Pont; Grand Am; 1980-1978
 Pont; Grand Am; 1975-1973
 Pont; Grand Lemans; 1981-1975
 Pont; Grand Prix; 1981-1962
 Pont; Grand Safari; 1978-1971
 Pont; Grandville; 1975-1971
 Pont; GTO; 1971-1966
 Pont; Laurentian; 1978-1961
 Pont; Lemans; 1981-1970
 Pont; Parisienne; 1978-1961
 Pont; Phoenix; 1979-1976
 Pont; Tempest; 1970-1961
 Pont; Ventura; 1977-1971
 Pont; Ventura; 1961-1960
 Rambler; Ambassador; 1965
 Rambler; Rambler Classic; 1965-1964
 Chev; A60; 1965
 Chev; A80; 1965
 Chev; C40; 1972-1967
 Chev; C40; 1962-1960
 Chev; C50; 1990-1960
 Chev; C60; 1990-1960
 Chev; C70; 1990-1979
 Chev; C70; 1965-1960
 Chev; C80; 1965-1960
 Chev; CD50; 1970-1967
 Chev; CD60; 1970-1967
 Chev; CE40; 1972-1967
 Chev; CE40; 1962-1960
 Chev; CE50; 1972-1960
 Chev; CE60; 1975
 Chev; CE60; 1972-1960
 Chev; CG50; 1969-1967
 Chev; CG60; 1969-1967
 Chev; CM60; 1972-1970
 Chev; CS50; 1972-1967
 Chev; CS60; 1972-1967
 Chev; D50; 1966-1962

7095 - Continued

Chev; D60; 1966-1962
 Chev; E80; 1965-1962
 Chev; ETG70; 1969-1966
 Chev; H70; 1978-1973
 Chev; H80; 1978-1973
 Chev; HG70; 1969-1966
 Chev; HJ70; 1971-1966
 Chev; HM70; 1972-1966
 Chev; HM80; 1972-1966
 Chev; HV70; 1972-1966
 Chev; J70; 1978-1973
 Chev; J80; 1978-1973
 Chev; JG70; 1969-1966
 Chev; JJ70; 1971-1966
 Chev; JM70; 1972-1966
 Chev; JM80; 1972-1966
 Chev; JV70; 1972-1966
 Chev; JV80; 1972-1966
 Chev; Kodiak C5500; 1993-1991
 Chev; Kodiak C6500; 1993-1991
 Chev; Kodiak C7500; 1993-1991
 Chev; L50; 1966-1960
 Chev; L60; 1966-1960
 Chev; M65; 1978-1973
 Chev; M70; 1965-1960
 Chev; M80; 1965-1960
 Chev; M90; 1976
 Chev; MB60; 1969-1967
 Chev; N50; 1966-1965
 Chev; P30; 1995
 Chev; P30; 1990-1972
 Chev; P40; 1972-1966
 Chev; P50; 1972-1966
 Chev; PS40; 1972-1964
 Chev; Q50; 1966-1965
 Chev; Q80; 1965
 Chev; T40; 1972-1963
 Chev; T60; 1978-1962
 Chev; T65; 1978-1974
 Chev; T70; 1974-1973
 Chev; T70; 1965-1960
 Chev; T80; 1965-1960
 Chev; TD50; 1969-1967
 Chev; TD60; 1969-1967
 Chev; TE50; 1972-1963
 Chev; TE60; 1972-1970
 Chev; TE60; 1966-1963
 Chev; TE65; 1972-1966
 Chev; TG50; 1972-1967
 Chev; TG60; 1972-1967
 Chev; TG70; 1969-1966
 Chev; TJ70; 1968-1966
 Chev; TM65; 1972-1970
 Chev; TM70; 1972-1966
 Chev; TM80; 1972-1966
 Chev; TV70; 1972-1966
 Chev; U80; 1966-1962
 Chev; V60; 1966-1965
 Chev; V80; 1965
 Chev; W7; 1980
 Chev; W70; 1974-1962
 Chev; WM80; 1972-1966
 Chev; Y80; 1966-1962
 GMC; C5000; 1989-1979
 GMC; C6000; 1989-1980
 GMC; C6000; 1978-1979
 GMC; C M & S 6000; 1976
 GMC; C M & S 6500; 1976
 GMC; C M & S 7000; 1976
 GMC; CD6500; 1977
 GMC; CE4500; 1972-1967
 GMC; CE4500; 1962-1960
 GMC; CE5000; 1977-1960
 GMC; CE5500; 1972-1960
 GMC; CE6500; 1977-1970

Numerical Listing - Power Steering Repair Kits

7095 - Continued	7168 - Continued	7856 - Continued
GMC; CG6000; 1975-1973	Ford; Custom; 1959-1957	Buick; Skylark; 1979-1975
GMC; CM5500; 1975-1970	Ford; F Pickup; 1966-1971	Buick; Skylark; 1972-1961
GMC; CM6500; 1975-1970	Ford; Fairlane; 1965-1962	Buick; Special; 1969-1961
GMC; CS4500; 1977-1967	Ford; Falcon; 1965-1963	Buick; Wildcat; 1970-1964
GMC; CS5000; 1977-1967	Ford; Falcon Ranchero; 1965-1962	Cad; Brougham; 1992-1965
GMC; CS5500; 1977-1963	Ford; Galaxie; 1965-1959	Cad; Deville; 1984-1965
GMC; CS6000; 1977-1967	Ford; Mustang; 1965-1964	Cad; Eldorado; 1985-1959
GMC; D3500; 1966	Ford; Thunderbird; 1965-1958	Cad; Fleetwood; 1995-1989
GMC; D4000; 1966	Jeep; J Pickup; 1971	Cad; Fleetwood; 1986-1959
GMC; DB4000; 1966	Jeep; Wagoneer; 1971	Cad; Fleetwood Sixty Special; 1967-1959
GMC; DBH5000; 1966	Merc; Comet; 1965-1960	Cad; Se00; 1964-1959
GMC; DH5000; 1966	Merc; Meteor; 1963-1958	Cad; Seville; 1985-1976
GMC; DS4000; 1966	Merc; Montclair; 1964	Chev; Astro; 1993-1985
GMC; DW5000; 1966-1967	Merc; Monterey; 1964-1958	Chev; Beaumont; 1969-1966
GMC; EG5500; 1969-1967	Merc; Park Lane; 1964	Chev; BelAir; 1981-1965
GMC; EG6500; 1969-1967	Merc; Park Lane; 1960-1958	Chev; Biscayne; 1975-1965
GMC; EM4500; 1969-1967	Rambler; Ambassador; 1965-1958	Chev; Blazer; 1982-1969
GMC; EM5500; 1969-1967	Rambler; Marlin; 1965	Chev; Blazer Compact; 1993-1983
GMC; EM6500; 1969-1967	Rambler; Rambler; 1959-1958	Chev; Blazer Full Size; 1991-1983
GMC; ES4500; 1977-1967	Rambler; Rambler Classic; 1965-1963	Chev; C&K Pickup; 1986-1968
GMC; H7500; 1978-1974	Rambler; Rambler Classic; 1961-1958	Chev; Camaro; 1992-1967
GMC; H8500; 1978-1974	Ford; C500; 1979-1971	Chev; Caprice; 1990-1966
GMC; HG7500; 1969-1966	Ford; C550; 1979-1971	Chev; Chevelle; 1976-1964
GMC; HJ7500; 1971-1966	Ford; C600; 1979-1971	Chev; Chevy II; 1968
GMC; HM5500; 1968-1966	Ford; C; 1970-1961	Chev; El Camino; 1987-1971
GMC; HM7500; 1974-1966	Ford; F600; 1979-1978	Chev; Impala; 1985-1965
GMC; HM8500; 1974-1976	Ford; F600; 1973-1971	Chev; LLV (Postal Vehicle); 1995-1987
GMC; J7500; 1978-1974	Ford; F; 1970-1958	Chev; Malibu; 1983-1973
GMC; J8500; 1978-1974	Ford; N; 1964-1962	Chev; Monte Carlo; 1988-1970
GMC; JG7500; 1969-1966	Ford; B500; 1979-1978	Chev; Monza; 1980-1975
GMC; JJ7500; 1971-1966	Ford; B600; 1972-1958	Chev; Nova; 1979-1969
GMC; JM7500; 1974-1966		Chev; P Van; 1993-1973
GMC; JM8500; 1974-1976	7642	Chev; R&V Pickup; 1991-1987
GMC; M6500; 1978-1970	Ford; Country Sedan; 1974-1971	Chev; S Pickup; 1993-1982
GMC; P3500; 1995	Ford; Country Squire; 1974-1965	Chev; Suburban; 1991-1968
GMC; P3500; 1979-1978	Ford; Custom 500; 1974-1971	Chev; Vega; 1977-1971
GMC; PS4500; 1974-1964	Ford; F Pickup; 1974-1968	Dodge; D & W Pickup; 1993-1972
GMC; T6000; 1978-1963	Ford; Galaxie; 1970-1965	Dodge; Dakota; 1995-1987
GMC; T6500; 1978-1963	Ford; Galaxie 500; 1974-1971	Dodge; M Motor Home; 1980-1975
GMC; TE6500; 1977-1966	Ford; Gran Torino; 1974-1972	Dodge; M Motor Home; 1973-1969
GMC; TG5500; 1975-1967	Ford; Ltd; 1974-1967	Dodge; Ramcharger; 1993-1974
GMC; TG6000; 1975-1967	Ford; Ranch Wagon; 1974-1971	Dodge; RM Motor Home; 1974-1973
GMC; TG6500; 1974-1966	Ford; Rancho; 1974-1972	Ford; Bronco; 1977-1972
GMC; TJ7500; 1968-1966	Ford; Thunderbird; 1974-1965	Ford; Custom; 1969-1965
GMC; TM5500; 1974-1970	Ford; Torino; 1974-1972	Ford; Custom 500; 1979
GMC; TM6000; 1974-1970	Linc; Continental; 1974-1965	Ford; E Van; 1982-1975
GMC; TM6500; 1974-1970	Linc; Mark III; 1971-1968	Ford; Galaxie; 1969-1972
GMC; TM7500; 1974-1966	Linc; Mark IV; 1974-1972	Ford; Ltd; 1969-1967
GMC; TM8500; 1972-1966	Merc; Colony Park; 1974-1971	Ford; Ltd II; 1979-1977
GMC; Topkick; 1979-1990	Merc; Cougar; 1974	Ford; Mustang; 1973-1971
GMC; Topkick C6500; 1990	Merc; Marauder; 1970-1969	Ford; Ranch Wagon; 1974-1972
GMC; Topkick C7500; 1990	Merc; Marquis; 1974-1965	Ford; Rancho; 1979-1972
GMC; Topkick C8500; 1990	Merc; Montego; 1974-1972	Ford; Thunderbird; 1979-1972
GMC; TS5500; 1972-1963	Merc; Monterey; 1974-1965	GMC; C&K Pickup; 1986-1968
GMC; TV7500; 1977-1966	Merc; Park Lane; 1968-1965	GMC; Caballero; 1987-1978
GMC; W6; 1980		GMC; G Van; 1995-1971
GMC; W7; 1980	7856	GMC; G Van; 1969
GMC; WM7500; 1974-1966	AmerMtrs; Ambassador; 1974-1966	GMC; Jimmy; 1993-1992
GMC; WM8500; 1972-1966	AmerMtrs; American; 1968-1966	GMC; Jimmy; 1982-1983
Chev; B7; 1990	AmerMtrs; AMX; 1980-1978	GMC; Jimmy Full Size; 1991-1983
Chev; B7; 1978-1977	AmerMtrs; AMX; 1974-1968	GMC; P Van; 1993-1973
Chev; B60 B6P; 1990-1977	AmerMtrs; Concord; 1983-1978	GMC; R&V Pickup; 1991-1987
	AmerMtrs; Eagle; 1988-1980	GMC; S Pickup; 1990-1985
7168	AmerMtrs; Gremlin; 1978-1970	GMC; Sonoma; 1993-1991
AmerMtrs; Ambassador; 1972-1966	AmerMtrs; Hornet; 1977-1970	GMC; Sprint; 1977-1971
AmerMtrs; American; 1968-1966	AmerMtrs; Javelin; 1974-1966	GMC; Suburban; 1991-1968
AmerMtrs; AMX; 1972-1968	AmerMtrs; Matador; 1978-1971	GMC; Syclone; 1992-1991
AmerMtrs; Gremlin; 1972	AmerMtrs; Rambler; 1969	GMC; Typhoon; 1993-1992
AmerMtrs; Hornet; 1972-1970	AmerMtrs; Rambler Classic; 1966	Intnat; D Pickup; 1970-1969
AmerMtrs; Javelin; 1972-1966	AmerMtrs; Rebel; 1970-1967	Intnat; MS1210; 1975-1973
AmerMtrs; Matador; 1972-1971	AmerMtrs; Spirit; 1983-1979	Intnat; Scout; 1971
AmerMtrs; Rambler; 1969	Buick; Apollo; 1975-1973	Intnat; 100; 1974-1971
AmerMtrs; Rambler Classic; 1966	Buick; Centurion; 1973-1971	Intnat; 150; 1975
AmerMtrs; Rebel; 1970-1967	Buick; Century; 1981-1973	Intnat; 200; 1975-1974
Edsel; Bermuda; 1958	Buick; Electra; 1989-1959	Intnat; 1110; 1973-1971
Edsel; Citation; 1958	Buick; Estate Wagon; 1979-1971	Intnat; 1210; 1973-1971
Edsel; Pacer; 1958	Buick; Invicta; 1963-1959	Intnat; 1310; 1973-1971
Edsel; Ranger; 1960-1958	Buick; Regal; 1987-1973	Jeep; Cherokee; 1995-1974
Edsel; Roundup; 1958	Buick; Riviera; 1985-1963	Jeep; CJ; 1986-1972
Edsel; Villager; 1960-1958	Buick; Roadmaster; 1995-1975	Jeep; Comanche; 1992-1986
Ford; Custom; 1965-1964		Jeep; Commando; 1973-1972
		Jeep; Grand Cherokee; 1995-1993

**SYSTEM
PUMP &
GEAR
IDENT.**

**SYSTEM &
COM-
PONENT
IDENT.**

**PASS.
CARS**

**LIGHT
TRUCKS**

**MEDIUM/
HEAVY
TRUCKS**

BUSES

**HOSE
NUMER-
ICAL**

**REPAIR
KITS**

**KIT
NUMER-
ICAL**

**ILLUST-
RATIONS**

Numerical Listing - Power Steering Repair Kits

	7856 - Continued	7857 - Continued	7858 - Continued	
SYSTEM PUMP & GEAR IDENT.	Jeep; Grand Wagoneer; 1991-1984 Jeep; J Pickup; 1988-1971 Jeep; Scrambler; 1985-1981 Jeep; Wagoneer; 1990-1971 Jeep; Wrangler; 1995-1987 Jeep; YJ; 1995-1987 Merc; Cougar; 1979-1971 Merc; Montclair; 1965-1972 Merc; Monterey; 1965 Merc; Park Lane; 1965 Olds; Bravada; 1994-1971 Olds; Cutlass; 1987-1967 Olds; Cutlass Cruiser; 1981-1978 Olds; Cutlass Supreme; 1988 Olds; Delmont 88; 1968-1967 Olds; Delta 88; 1985-1964 Olds; F85; 1972-1961 Olds; Jetstar 88; 1966-1964 Olds; Ninety Eight; 1984-1964 Olds; Omega; 1979-1973 Olds; Se; 1963-1960 Olds; Se; 1963-1960 Olds; Starfire; 1980-1975 Olds; Starfire; 1966-1961 Olds; Toronado; 1985-1966 Olds; Vista Cruiser; 1975-1964 Olds; 442; 1971-1968 Ply; Trailduster; 1981-1974 Pont; Acadian; 1971-1962 Pont; Astre; 1977-1973 Pont; Bonneville; 1986-1959 Pont; Catalina; 1981-1967 Pont; Firebird; 1992-1967 Pont; Grand Am; 1980-1978 Pont; Grand Am; 1975-1973 Pont; Grand Lemans; 1983-1975 Pont; Grand Prix; 1987-1962 Pont; Grand Safari; 1978-1971 Pont; Grandville; 1975-1971 Pont; GTO; 1971-1966 Pont; Laurentian; 1981-1961 Pont; Lemans; 1981-1970 Pont; Parisienne; 1986-1961 Pont; Phoenix; 1979-1977 Pont; Safari; 1989-1987 Pont; Tempest; 1970-1961 Pont; Ventura; 1977-1971 Pont; Ventura; 1961-1960 Rambler; Ambassador; 1965 Rambler; Rambler Classic; 1965-1964 Chev; P30; 1995 Chev; P30; 1990-1979 Chev; P30; 1977-1972 GMC; P3500; 1995 GMC; P3500; 1979-1978	Jeep; M Motor Home; 1973-1969 Dodge; Ramcharger; 1980-1974 Dodge; RM Motor Home; 1974-1973 Ford; E Van; 1978-1975 GMC; C&K Pickup; 1980-1968 GMC; G Van; 1980-1971 GMC; G Van; 1969-1970 GMC; P Van; 1995-1973 GMC; Suburban; 1980-1968 Intnatl; 200; 1975-1973 Intnatl; 1110; 1973-1971 Intnatl; 1310; 1973-1971 Jeep; J Pickup; 1978-1976 Olds; Custom Cruiser; 1976-1971 Olds; Delmont 88; 1968-1967 Olds; Delta 88; 1976-1964 Olds; Ninety Eight; 1976-1960 Olds; Se; 1963-1960 Olds; Starfire; 1966-1961 Olds; Toronado; 1978-1966 Ply; Trailduster; 1978-1974 Pont; Bonneville; 1975-1960 Pont; Catalina; 1975-1960 Pont; Executive; 1970-1966 Pont; Grand Prix; 1968-1962 Pont; Grand Safari; 1974-1971 Pont; Grandville; 1975-1971 Pont; Laurentian; 1975-1961 Pont; Parisienne; 1975-1961 Pont; Star Chief; 1966-1960 Pont; Tempest; 1966-1961 Chev; P30; 1995 Chev; P30; 1990-1972 GMC; P3500; 1995 GMC; P3500; 1979-1978	Ford; Ltd II; 1979-1977 Ford; Mustang; 1973-1971 Ford; Ranch Wagon; 1974-1972 Ford; Ranchero; 1979-1972 Ford; Thunderbird; 1979-1972 GMC; Caballero; 1978-1971 Intnatl; D Pickup; 1970-1969 Intnatl; Scout; 1971 Intnatl; 100; 1974-1971 Intnatl; 150; 1975 Intnatl; 1110; 1971 Jeep; Cherokee; 1978-1972 Jeep; CJ; 1978-1972 Jeep; J Pickup; 1988-1971 Jeep; Wagoneer; 1978-1971 Merc; Cougar; 1979-1971 Merc; Montclair; 1965-1972 Merc; Monterey; 1965 Merc; Park Lane; 1965 Olds; Custom Cruiser; 1978-1972 Olds; Cutlass; 1978-1972 Olds; F85; 1972-1961 Olds; Jetstar 88; 1966-1964 Olds; Ninety Eight; 1978-1973 Olds; Starfire; 1978-1975 Olds; Vista Cruiser; 1975-1964 Olds; 442; 1971-1968 Pont; Acadian; 1971-1962 Pont; Astre; 1977-1973 Pont; Bonneville; 1979-1976 Pont; Catalina; 1978-1964 Pont; Firebird; 1978-1967 Pont; Grand Am; 1975-1973 Pont; Grand Lemans; 1978-1975 Pont; Grand Prix; 1978-1969 Pont; Grand Safari; 1978-1975 Pont; Grandville; 1973 Pont; GTO; 1971-1978 Pont; Laurentian; 1978-1964 Pont; Lemans; 1978-1970 Pont; Parisienne; 1978-1976 Pont; Phoenix; 1978-1976 Pont; Tempest; 1970-1967 Pont; Ventura; 1977-1971 Rambler; Ambassador; 1965 Rambler; Rambler Classic; 1965-1964	
SYSTEM & COMPONENT IDENT.				
PASS. CARS				
LIGHT TRUCKS				
MEDIUM/HEAVY TRUCKS				
BUSES				
HOSE NUMERICAL				
REPAIR KITS	7857			
KIT NUMERICAL	Buick; Centurion; 1973-1971 Buick; Electra; 1976-1959 Buick; Estate Wagon; 1976-1971 Buick; Invicta; 1963-1959 Buick; Lesabre; 1976-1970 Buick; Lesabre; 1963-1959 Buick; Riviera; 1976-1963 Buick; Wildcat; 1970-1964 Cad; Calais; 1976-1965 Cad; Eldorado; 1978-1959 Cad; Fleetwood; 1979-1959 Cad; Fleetwood Sixty Special; 1967-1959 Cad; Se00; 1964-1959 Cad; Seville; 1978-1976 Chev; BelAir; 1976-1970 Chev; Biscayne; 1975-1970 Chev; Blazer; 1980-1968 Chev; Caprice; 1976-1970 Chev; G Van; 1980-1971 Chev; Impala; 1976-1970 Chev; P Van; 1995-1973 Chev; Suburban; 1980-1968 Dodge; D & W Pickup; 1980-1972 Dodge; M Motor Home; 1980-1975	7858		
ILLUSTRATIONS		7859		
		Buick; Centurion; 1973-1971 Buick; Electra; 1976-1959 Buick; Estate Wagon; 1976-1971 Buick; Invicta; 1962-1959 Buick; Lesabre; 1976-1970 Buick; Lesabre; 1963-1959 Buick; Riviera; 1976-1963 Buick; Wildcat; 1970-1964 Cad; Calais; 1976-1965 Cad; Eldorado; 1978-1959 Cad; Fleetwood; 1979-1959 Cad; Fleetwood Sixty Special; 1967-1959 Cad; Se00; 1964-1959 Cad; Seville; 1978-1976 Chev; BelAir; 1976-1970 Chev; Biscayne; 1975-1970 Chev; Blazer; 1980-1968 Chev; Caprice; 1976-1970 Chev; G Van; 1980-1971 Chev; Impala; 1976-1970 Chev; P Van; 1995-1973 Chev; Suburban; 1980-1968 Dodge; D & W Pickup; 1980-1972 Dodge; M Motor Home; 1980-1975 Dodge; M Motor Home; 1973-1969 Dodge; Ramcharger; 1980-1974 Dodge; RM Motor Home; 1974-1973 Ford; E Van; 1978-1975 GMC; C&K Pickup; 1980-1968 GMC; G Van; 1980-1971 GMC; G Van; 1969-1970 GMC; P Van; 1995-1973 GMC; Suburban; 1980-1968		

Numerical Listing - Power Steering Repair Kits

7859 - Continued

Intrnatl; 200; 1975-1973
 Intrnatl; 1110; 1973-1971
 Intrnatl; 1310; 1973-1971
 Jeep; J Pickup; 1978-1976
 Olds; Custom Cruiser; 1976-1971
 Olds; Delmont 88; 1968-1967
 Olds; Delta 88; 1976-1964
 Olds; Ninety Eight; 1976-1960
 Olds; Se; 1963-1960
 Olds; Starfire; 1966-1961
 Olds; Toronado; 1978-1966
 Ply; Trailduster; 1978-1974
 Pont; Bonneville; 1975-1960
 Pont; Catalina; 1975-1960
 Pont; Executive; 1970-1966
 Pont; Grand Prix; 1968-1962
 Pont; Grand Safari; 1974-1971
 Pont; Grandville; 1975-1971
 Pont; Laurentian; 1975-1961
 Pont; Parisienne; 1975-1961
 Pont; Star Chief; 1966-1960
 Pont; Tempest; 1966-1961
 Chev; P30; 1995
 Chev; P30; 1990-1972
 GMC; P3500; 1995
 GMC; P3500; 1979-1978

7860

AmerMtrs; Ambassador; 1974-1966
 AmerMtrs; American; 1968-1966
 AmerMtrs; AMX; 1978
 AmerMtrs; AMX; 1974-1968
 AmerMtrs; Concord; 1978
 AmerMtrs; Gremlin; 1978-1970
 AmerMtrs; Hornet; 1977-1970
 AmerMtrs; Javelin; 1974-1966
 AmerMtrs; Matador; 1978-1971
 AmerMtrs; Rambler; 1969
 AmerMtrs; Rambler Classic; 1966
 AmerMtrs; Rebel; 1970-1967
 Buick; Apollo; 1975-1973
 Buick; Centurion; 1973-1972
 Buick; Century; 1978-1973
 Buick; Electra; 1978-1977
 Buick; Estate Wagon; 1973-1972
 Buick; Invicta; 1963
 Buick; Lesabre; 1978-1964
 Buick; Regal; 1978-1973
 Buick; Riviera; 1978-1975
 Buick; Skylark; 1978-1975
 Buick; Skylark; 1972-1961
 Buick; Special; 1969-1961
 Buick; Wildcat; 1966-1964
 Cad; Deville; 1978-1977
 Cad; Fleetwood; 1979-1977
 Chev; Beaumont; 1969-1966
 Chev; BelAir; 1978-1965
 Chev; Biscayne; 1975-1965
 Chev; Camaro; 1978-1966
 Chev; Chevelle; 1976-1964
 Chev; Chevy II; 1968
 Chev; El Camino; 1978-1964
 Chev; Impala; 1978-1965
 Chev; Malibu; 1978-1973
 Chev; Monte Carlo; 1978-1970
 Chev; Monza; 1978-1975
 Chev; Nova; 1978-1969
 Chev; Vega; 1977-1971
 Ford; Bronco; 1977-1972
 Ford; Custom; 1969-1965
 Ford; Custom 500; 1979
 Ford; Elite; 1976-1975
 Ford; Galaxie; 1969-1972
 Ford; Ltd; 1969-1967
 Ford; Ltd II; 1979-1977
 Ford; Mustang; 1973-1971
 Ford; Ranch Wagon; 1974-1972
 Ford; Ranchero; 1979-1972
 Ford; Thunderbird; 1979-1972
 GMC; Caballero; 1978-1971
 Intrnatl; D Pickup; 1970-1969

7860 - Continued

Intrnatl; Scout; 1971
 Intrnatl; 100; 1974-1971
 Intrnatl; 150; 1975
 Intrnatl; 1110; 1971
 Jeep; Cherokee; 1978-1972
 Jeep; CJ; 1978-1972
 Jeep; J Pickup; 1988-1971
 Jeep; Wagoneer; 1978-1971
 Merc; Cougar; 1979-1971
 Merc; Montclair; 1965-1972
 Merc; Monterey; 1965
 Merc; Park Lane; 1965
 Olds; Custom Cruiser; 1978-1972
 Olds; Cutlass; 1978-1972
 Olds; F85; 1972-1961
 Olds; Jetstar 88; 1966-1964
 Olds; Ninety Eight; 1978-1973
 Olds; Starfire; 1978-1975
 Olds; Vista Cruiser; 1975-1964
 Olds; 442; 1971-1968
 Pont; Acadian; 1971-1962
 Pont; Astre; 1977-1973
 Pont; Bonneville; 1979-1976
 Pont; Catalina; 1978-1964
 Pont; Firebird; 1978-1967
 Pont; Grand Am; 1975-1973
 Pont; Grand Lemans; 1978-1975
 Pont; Grand Prix; 1978-1969
 Pont; Grand Safari; 1978-1975
 Pont; Grandville; 1973
 Pont; GTO; 1971-1978
 Pont; Laurentian; 1978-1964
 Pont; Lemans; 1978-1970
 Pont; Parisienne; 1978-1976
 Pont; Phoenix; 1978-1976
 Pont; Tempest; 1970-1967
 Pont; Ventura; 1977-1971
 Rambler; Ambassador; 1965
 Rambler; Rambler Classic; 1965-1964

7864

Chev; Beaumont; 1965-1964
 Chev; BelAir; 1964-1959
 Chev; Biscayne; 1964-1959
 Chev; C&K Pickup; 1968-1963
 Chev; Chevy II; 1967-1962
 Chev; Corvette; 1982-1960
 Chev; Impala; 1964-1959
 Chev; Suburban; 1968
 Chev; Suburban; 1966-1963
 GMC; C&K Pickup; 1968
 GMC; Suburban; 1968

7874

Ford; E Van; 1974-1966
 Ford; Falcon; 1970-1966
 Ford; Granada; 1980-1975
 Ford; Maverick; 1977-1967
 Ford; Ranchero; 1971-1966
 Ford; Torino; 1971-1968
 Linc; Versailles; 1980-1977
 Merc; Comet; 1977-1971
 Merc; Comet; 1969-1962
 Merc; Cougar; 1970-1967
 Merc; Cyclone; 1971-1969
 Merc; Meteor; 1963-1962
 Merc; Monarch; 1980-1964
 Merc; Montego; 1971-1968

7875

Edsel; Bermuda; 1958
 Edsel; Citation; 1958
 Edsel; Pacer; 1958
 Edsel; Ranger; 1960-1958
 Edsel; Roundup; 1958
 Edsel; Villager; 1960-1958
 Ford; Custom; 1964
 Ford; Custom; 1959-1957
 Ford; Fairlane; 1965-1962

7875 - Continued

Ford; Falcon; 1965-1963
 Ford; Falcon Ranchero; 1965-1962
 Ford; Galaxie; 1964-1961
 Ford; Mustang; 1966-1964
 Ford; Thunderbird; 1960-1957
 Merc; Comet; 1961-1957
 Merc; Monterey; 1964-1957
 Merc; Park Lane; 1964
 Merc; Park Lane; 1960-1957

7877

Edsel; Bermuda; 1958
 Edsel; Citation; 1958
 Edsel; Pacer; 1958
 Edsel; Ranger; 1960-1958
 Edsel; Roundup; 1958
 Edsel; Villager; 1960-1958
 Ford; Custom; 1964
 Ford; Custom; 1959-1957
 Ford; E Van; 1974-1962
 Ford; Falcon; 1970-1963
 Ford; Falcon Ranchero; 1965-1962
 Ford; Galaxie; 1964-1961
 Ford; Granada; 1980-1975
 Ford; Maverick; 1977-1964
 Ford; Ranchero; 1971-1966
 Ford; Thunderbird; 1960-1957
 Ford; Torino; 1971-1968
 Linc; Versailles; 1980-1977
 Merc; Comet; 1977-1971
 Merc; Comet; 1969-1960
 Merc; Cougar; 1970-1967
 Merc; Cyclone; 1971-1969
 Merc; Meteor; 1963-1961
 Merc; Monarch; 1980-1975
 Merc; Montclair; 1960-1957
 Merc; Montclair; 1964
 Merc; Montego; 1971-1968
 Merc; Monterey; 1964-1957
 Merc; Park Lane; 1964
 Merc; Park Lane; 1960-1957

7885

Ford; Custom; 1964
 Ford; E Van; 1974-1962
 Ford; Falcon; 1970-1963
 Ford; Falcon Ranchero; 1965-1962
 Ford; Galaxie; 1964-1961
 Ford; Granada; 1980-1975
 Ford; Maverick; 1977-1964
 Ford; Ranchero; 1971-1966
 Ford; Torino; 1971-1968
 Linc; Versailles; 1980-1977
 Merc; Comet; 1977-1971
 Merc; Comet; 1969-1962
 Merc; Cougar; 1970-1967
 Merc; Cyclone; 1971-1969
 Merc; Meteor; 1963-1961
 Merc; Monarch; 1980-1964
 Merc; Montego; 1971-1968
 Merc; Monterey; 1964-1960
 Merc; Park Lane; 1964

7889

Ford; Custom; 1964
 Ford; E Van; 1974-1962
 Ford; Falcon; 1970-1963
 Ford; Falcon Ranchero; 1965-1962
 Ford; Galaxie; 1964-1961
 Ford; Granada; 1980-1975
 Ford; Maverick; 1977-1964
 Ford; Ranchero; 1971-1966
 Ford; Torino; 1971-1968
 Linc; Versailles; 1980-1977
 Merc; Comet; 1977-1971
 Merc; Comet; 1969-1962
 Merc; Cougar; 1970-1967
 Merc; Cyclone; 1971-1969
 Merc; Meteor; 1963-1961

**SYSTEM
PUMP &
GEAR
IDENT.**

**SYSTEM &
COM-
PONENT
IDENT.**

**PASS.
CARS**

**LIGHT
TRUCKS**

**MEDIUM/
HEAVY
TRUCKS**

BUSES

**HOSE
NUMER-
ICAL**

**REPAIR
KITS**

**KIT
NUMER-
ICAL**

**ILLUST-
RATIONS**

Numerical Listing - Power Steering Repair Kits

	7889 - Continued	7898 - Continued	7898 - Continued
SYSTEM PUMP & GEAR IDENT.	Merc; Monarch; 1980-1975 Merc; Montclair; 1959 Merc; Montclair; 1964 Merc; Montego; 1971-1968 Merc; Monterey; 1964-1960 Merc; Park Lane; 1964 Merc; Park Lane; 1960	Rambler; Ambassador; 1965 Rambler; American; 1965-1960 Rambler; Marlin; 1965 Rambler; Rambler; 1960 Rambler; Rambler Classic; 1965-1961 Dodge; C700; 1974-1969 Dodge; C800; 1974-1969 Dodge; C850; 1974-1969 Dodge; C900; 1974-1969 Ford; C600; 1986-1981 Ford; C700; 1986-1981 Ford; C800; 1987-1981 Ford; C850; 1979-1978 Ford; C850; 1976-1972 Ford; C900; 1981 Ford; C900; 1979 Ford; C900; 1976-1972 Ford; C950; 1979 Ford; C950; 1976-1972 Ford; C6000; 1976-1972 Ford; C7000; 1986-1984 Ford; C7000; 1982-1981 Ford; C7000; 1976-1972 Ford; C8000; 1989-1984 Ford; C8000; 1982-1981 Ford; C8000; 1976-1972 Ford; CF6000; 1989-1986 Ford; CF7000; 1989-1986 Ford; CF8000; 1989-1987 Ford; CFT8000; 1989-1987 Ford; CL9000; 1989-1984 Ford; CL9000; 1982-1981 Ford; CL9000; 1979 Ford; CLT9000; 1989-1984 Ford; CLT9000; 1982-1981 Ford; CLT9000; 1979 Ford; CT800; 1983-1981 Ford; CT800; 1972 Ford; CT850; 1979 Ford; CT850; 1976-1972 Ford; CT950; 1979 Ford; CT950; 1976-1972 Ford; CT8000; 1989-1984 Ford; CT8000; 1982-1981 Ford; CT8000; 1976-1972 Ford; F600; 1986-1981 Ford; F700; 1986-1981 Ford; F800; 1986-1981 Ford; F850; 1979 Ford; F850; 1976-1974 Ford; F880; 1979 Ford; F880; 1976-1974 Ford; F950; 1979 Ford; F950; 1976-1974 Ford; F1000; 1979 Ford; F1000; 1976-1974 Ford; F1100; 1979 Ford; F1100; 1976-1974 Ford; F6000; 1975-1972 Ford; F7000; 1986-1984 Ford; F7000; 1976-1972 Ford; F8000; 1986-1984 Ford; F8000; 1976-1975 Ford; FT900; 1992 Ford; FT900; 1990 Ford; L800; 1984-1980 Ford; L800; 1972 Ford; L880; 1979 Ford; L880; 1975-1972 Ford; L900; 1981-1979 Ford; L900; 1975-1972 Ford; L8000; 1986-1984 Ford; L8000; 1982-1980 Ford; L8000; 1975-1972 Ford; L9000; 1986-1984 Ford; L9000; 1982-1979 Ford; L9000; 1975-1972 Ford; LL9000; 1986-1984 Ford; LL9000; 1979 Ford; LL9000; 1975-1972 Ford; LN600; 1985-1980 Ford; LN700; 1986-1980	Ford; LN800; 1984-1981 Ford; LN800; 1972 Ford; LN900; 1981-1979 Ford; LN900; 1975-1972 Ford; LN6000; 1975-1972 Ford; LN7000; 1986-1984 Ford; LN7000; 1982-1980 Ford; LN7000; 1975-1972 Ford; LN8000; 1986-1984 Ford; LN8000; 1982-1980 Ford; LN8000; 1975-1972 Ford; LN9000; 1986-1984 Ford; LN9000; 1982-1979 Ford; LN9000; 1975-1972 Ford; LNT800; 1984-1980 Ford; LNT800; 1975-1972 Ford; LNT880; 1979 Ford; LNT880; 1975-1972 Ford; LNT900; 1981-1979 Ford; LNT900; 1975-1972 Ford; LNT8000; 1986-1980 Ford; LNT8000; 1975-1972 Ford; LNT9000; 1986-1979 Ford; LNT9000; 1975-1972 Ford; LS8000; 1986-1984 Ford; LS9000; 1986-1984 Ford; LS9000; 1979 Ford; LS9000; 1975-1980 Ford; LT800; 1975-1972 Ford; LT880; 1979 Ford; LT880; 1975-1972 Ford; LT900; 1981-1979 Ford; LT900; 1975-1972 Ford; LT8000; 1986-1980 Ford; LT8000; 1975-1972 Ford; LT9000; 1986-1979 Ford; LT9000; 1975-1972 Ford; LTL9000; 1995 Ford; LTL9000; 1986-1982 Ford; LTL9000; 1979 Ford; LTL9000; 1975-1972 Ford; LTS800; 1982-1980 Ford; LTS800; 1975-1972 Ford; LTS900; 1981-1979 Ford; LTS900; 1975-1972 Ford; LTS8000; 1986-1980 Ford; LTS8000; 1975-1972 Ford; LTS9000; 1989 Ford; LTS9000; 1986-1979 Ford; LTS9000; 1975-1972 Ford; W9000; 1977-1972 Ford; WT9000; 1977-1972
SYSTEM & COMPONENT IDENT.	7895		
	Dodge; Challenger; 1972-1970 Dodge; Charger; 1972-1966 Dodge; Coronet; 1972-1965 Dodge; Custom 880; 1962 Dodge; Dart; 1972-1962 Dodge; Lancer; 1962 Dodge; Polara; 1964-1962 Dodge; 330; 1964-1963 Ply; Barracuda; 1972-1967 Ply; Belvedere; 1970-1962 Ply; Duster; 1972-1970 Ply; Fury; 1964-1962 Ply; Road Runner; 1972-1962 Ply; Scamp; 1972-1962		
PASS. CARS			
LIGHT TRUCKS	7897		
	Chry; Imperial; 1960-1957 Chry; Lebaron; 1960-1957 Chry; New Yorker; 1960-1957 Chry; Saratoga; 1960-1957 Chry; Windsor; 1960-1957 Chry; 300; 1960-1957 Desoto; Adventurer; 1960-1958 Desoto; Desoto; 1961 Desoto; Firedome; 1959-1958 Desoto; Fireflite; 1960-1958 Dodge; Charger; 1968-1966 Dodge; Coronet; 1968-1965 Dodge; Coronet; 1959-1958 Dodge; Custom 880; 1965-1962 Dodge; Dart; 1968-1962 Dodge; Lancer; 1962-1961 Dodge; Monaco; 1968-1965 Dodge; Polara; 1968-1960 Dodge; 330; 1964-1963 Ply; Barracuda; 1968-1958 Ply; Fury; 1968-1959 Ply; Satellite; 1969-1958 Ply; Valiant; 1968-1960		
MEDIUM/HEAVY TRUCKS			
BUSES			
HOSE NUMERICAL	7898		
	AmerMtrs; Ambassador; 1967-1966 AmerMtrs; Rambler Classic; 1966-1967 Chry; Imperial; 1968-1961 Chry; Lebaron; 1967-1961 Chry; New Yorker; 1968-1961 Chry; Newport; 1968-1961 Chry; Windsor; 1961 Chry; 300; 1968-1961 Desoto; Adventurer; 1960-1958 Desoto; Desoto; 1961 Desoto; Firedome; 1959-1958 Desoto; Fireflite; 1960-1958 Dodge; Coronet; 1959-1958 Dodge; Custom 880; 1965-1962 Dodge; D & W Pickup; 1962-1961 Dodge; M Motor Home; 1971-1965 Dodge; Polara; 1968-1960 Dodge; 330; 1964-1969 Intnatl; D Pickup; 1970-1969 Intnatl; MHC1310; 1975-1974 Intnatl; MS1210; 1974-1972 Intnatl; 100; 1974-1971 Intnatl; 200; 1974 Intnatl; 1110; 1973-1971 Intnatl; 1210; 1973-1971 Intnatl; 1310; 1973-1971 Ply; Belvedere; 1964-1961 Ply; Fury; 1968-1961 Ply; Savoy; 1964-1958		
REPAIR KITS			
KIT NUMERICAL			
ILLUSTRATIONS			
			7899
			Chry; Imperial; 1960-1957 Chry; Lebaron; 1960-1957 Chry; New Yorker; 1960-1957 Chry; Saratoga; 1960-1957 Chry; Windsor; 1960-1957 Chry; 300; 1960-1957 Desoto; Adventurer; 1960-1958 Desoto; Desoto; 1961 Desoto; Firedome; 1959-1958 Desoto; Fireflite; 1960-1958 Dodge; Charger; 1968-1966 Dodge; Coronet; 1968-1965 Dodge; Coronet; 1959-1958 Dodge; Custom 880; 1965-1962 Dodge; Dart; 1968-1962 Dodge; Lancer; 1962-1961 Dodge; Monaco; 1968-1965 Dodge; Polara; 1968-1960 Dodge; 330; 1964-1963 Ply; Barracuda; 1968-1958 Ply; Fury; 1968-1959 Ply; Satellite; 1969-1958 Ply; Valiant; 1968-1960
			7900
			AmerMtrs; Ambassador; 1967-1966

Numerical Listing - Power Steering Repair Kits

7900 - Continued

AmerMtrs; Rambler Classic; 1966-1967
 Chry; Imperial; 1968-1961
 Chry; Lebaron; 1967-1961
 Chry; New Yorker; 1968-1961
 Chry; Newport; 1968-1961
 Chry; Windsor; 1961
 Chry; 300; 1968-1961
 Desoto; Adventurer; 1960-1958
 Desoto; Desoto; 1961
 Desoto; Firedome; 1959-1958
 Desoto; Fireflite; 1960-1958
 Dodge; Coronet; 1959-1958
 Dodge; Custom 880; 1965-1962
 Dodge; D & W Pickup; 1962-1961
 Dodge; M Motor Home; 1971-1965
 Dodge; Polara; 1968-1960
 Dodge; 330; 1964-1963
 Intnatl; D Pickup; 1970-1969
 Intnatl; MHC1310; 1975-1974
 Intnatl; MS1210; 1974-1972
 Intnatl; 100; 1974-1971
 Intnatl; 200; 1974
 Intnatl; 1110; 1973-1971
 Intnatl; 1210; 1973-1971
 Intnatl; 1310; 1973-1971
 Ply; Belvedere; 1964-1961
 Ply; Fury; 1968-1961
 Ply; Savoy; 1964-1958
 Rambler; Ambassador; 1965
 Rambler; American; 1965-1960
 Rambler; Marlin; 1965
 Rambler; Rambler; 1960
 Rambler; Rambler Classic; 1965-1961

7906

Chev; Beaumont; 1965-1964
 Chev; BelAir; 1964-1958
 Chev; Biscayne; 1964-1958
 Chev; C&K Pickup; 1968-1963
 Chev; Chevy II; 1967-1962
 Chev; Corvette; 1982-1958
 Chev; Impala; 1964-1959
 Chev; Suburban; 1968
 Chev; Suburban; 1966-1963
 GMC; C&K Pickup; 1968
 GMC; Suburban; 1968

7910

AmerMtrs; Ambassador; 1974-1968
 AmerMtrs; American; 1968
 AmerMtrs; AMX; 1980-1978
 AmerMtrs; AMX; 1974-1968
 AmerMtrs; Concord; 1983-1978
 AmerMtrs; Eagle; 1988-1980
 AmerMtrs; Gremlin; 1978-1970
 AmerMtrs; Hornet; 1977-1970
 AmerMtrs; Javelin; 1974-1968
 AmerMtrs; Matador; 1978-1971
 AmerMtrs; Pacer; 1980-1975
 AmerMtrs; Rambler; 1969-1968
 AmerMtrs; Spirit; 1983-1979
 Buick; Apollo; 1975-1973
 Buick; Centurion; 1973-1971
 Buick; Century; 1986-1973
 Buick; Electra; 1989-1967
 Buick; Estate Wagon; 1979-1971
 Buick; Lesabre; 1990-1967
 Buick; Regal; 1987-1973
 Buick; Riviera; 1985-1967
 Buick; Roadmaster; 1993-1975
 Buick; Skylark; 1985-1975
 Buick; Skylark; 1972-1967
 Buick; Skylark; 1963-1961
 Buick; Special; 1969-1967
 Buick; Special; 1963-1961
 Buick; Wildcat; 1970-1967
 Cad; Brougham; 1992-1965
 Cad; Deville; 1985-1965
 Cad; Eldorado; 1985-1963
 Cad; Fleetwood; 1993-1989

7910 - Continued

Cad; Fleetwood; 1986-1963
 Cad; Fleetwood Sixty Special; 1967-1963
 Cad; Seville; 1985-1976
 Chev; Astro; 1995-1987
 Chev; Beaumont; 1969-1964
 Chev; BelAir; 1981-1960
 Chev; Biscayne; 1975-1960
 Chev; Blazer; 1995
 Chev; Blazer; 1982-1969
 Chev; Blazer Compact; 1994-1983
 Chev; C&K Pickup; 1995-1988
 Chev; C&K Pickup; 1986-1963
 Chev; Camaro; 1995-1967
 Chev; Caprice; 1993-1966
 Chev; Celebrity; 1986-1983
 Chev; Chevelle; 1976-1964
 Chev; Chevy II; 1968-1962
 Chev; Citation; 1985-1980
 Chev; Corvette; 1982-1963
 Chev; El Camino; 1987-1971
 Chev; Impala; 1985-1960
 Chev; Malibu; 1983-1973
 Chev; Monte Carlo; 1988-1970
 Chev; Monza; 1980-1975
 Chev; Nova; 1979-1969
 Chev; P Van; 1995-1973
 Chev; R&V Pickup; 1991-1987
 Chev; S Pickup; 1995-1982
 Chev; Suburban; 1995-1963
 Chev; Tahoe; 1995
 Chev; Vega; 1977-1971
 Chry; Cordoba; 1983-1975
 Chry; Daytona; 1993-1990
 Chry; Daytona; 1987-1984
 Chry; Dynasty; 1992-1988
 Chry; E Class; 1984-1983
 Chry; Executive; 1986-1983
 Chry; Fifth Ave.; 1989-1983
 Chry; Imperial; 1983-1981
 Chry; Imperial; 1975-1969
 Chry; Laser; 1986-1977
 Chry; New Yorker; 1989-1969
 Chry; Newport; 1981-1969
 Chry; TC Maserati; 1991-1990
 Chry; Town & Country; 1988-1971
 Chry; Town & Country Van; 1995-1990
 Chry; 300; 1971-1969
 Dodge; A Van; 1970-1964
 Dodge; Aries; 1987-1981
 Dodge; Aries America; 1989-1988
 Dodge; Aspen; 1980-1976
 Dodge; B Van; 1995-1972
 Dodge; Caravan; 1995-1984
 Dodge; Challenger; 1974-1970
 Dodge; Charger; 1987-1983
 Dodge; Charger; 1978-1966
 Dodge; Coronet; 1976-1965
 Dodge; D & W Pickup; 1993-1963
 Dodge; Dakota; 1995-1969
 Dodge; Daytona; 1993-1984
 Dodge; Diplomat; 1989-1977
 Dodge; Dynasty; 1993-1987
 Dodge; Grand Caravan; 1995-1987
 Dodge; Lancer; 1989-1985
 Dodge; M Motor Home; 1980-1975
 Dodge; M Motor Home; 1973-1972
 Dodge; Magnum; 1979-1978
 Dodge; Mini Ram Van; 1988-1980
 Dodge; Monaco; 1978-1967
 Dodge; Omni; 1990-1978
 Dodge; Polara; 1973-1967
 Dodge; Ram Pickup; 1995-1974
 Dodge; Rampage; 1984-1982
 Dodge; RM Motor Home; 1974-1973
 Dodge; Royal Monaco; 1977-1975
 Dodge; Shadow; 1994-1987
 Dodge; Spirit; 1995-1989
 Dodge; St. Regis; 1981-1979
 Dodge; 400; 1983-1982
 Dodge; 600; 1988-1983
 Eagle; Medallion; 1989-1988
 Ford; Country Sedan; 1974

7910 - Continued

Ford; Country Squire; 1974
 Ford; Custom 500; 1978-1975
 Ford; Fairmont; 1979
 Ford; Galaxie 500; 1974
 Ford; Granada; 1979
 Ford; Ltd; 1978-1974
 Ford; Thunderbird; 1976-1972
 GMC; C&K Pickup; 1995-1988
 GMC; C&K Pickup; 1986-1963
 GMC; Caballero; 1987-1978
 GMC; G Van; 1995-1971
 GMC; G Van; 1969
 GMC; Jimmy; 1995-1992
 GMC; Jimmy; 1982-1983
 GMC; Jimmy Full Size; 1991-1983
 GMC; P Van; 1995-1973
 GMC; R&V Pickup; 1991-1987
 GMC; S Pickup; 1990-1982
 GMC; Safari; 1995-1987
 GMC; Sonoma; 1995-1991
 GMC; Sprint; 1977-1971
 GMC; Suburban; 1995-1963
 GMC; Syclore; 1992-1991
 GMC; Typhoon; 1993-1992
 GMC; Yukon; 1995-1992
 Intnatl; MS1210; 1975
 Intnatl; MS1210; 1973
 Intnatl; Scout; 1971
 Intnatl; 100; 1974-1973
 Isuzu; Trooper; 1991-1988
 Jaguar; Vanden Plas; 1987-1982
 Jaguar; XJ6; 1987-1972
 Jaguar; XJ12; 1989-1973
 Jaguar; XJS; 1985-1982
 Jaguar; XJS; 1980-1976
 Jaguar; XKE; 1974-1973
 Jeep; Cherokee; 1986-1974
 Jeep; CJ; 1986-1972
 Jeep; Comanche; 1986
 Jeep; Commando; 1973-1972
 Jeep; Grand Wagoneer; 1991-1984
 Jeep; J Pickup; 1988-1972
 Jeep; Scrambler; 1985-1981
 Jeep; Wagoneer; 1986-1972
 Jeep; Wrangler; 1990-1987
 Jeep; YJ; 1990-1987
 Linc; Continental; 1979-1972
 Linc; Mark IV; 1976-1972
 Linc; Mark V; 1979-1977
 Merc; Colony Park; 1974-1973
 Merc; Grand Marquis; 1978-1975
 Merc; Marquis; 1978-1973
 Niss; Maxima; 1984-1981
 Niss; 810; 1981
 Olds; Bravada; 1994-1971
 Olds; Cutlass; 1987-1967
 Olds; Cutlass Ciera; 1986-1978
 Olds; Cutlass Supreme; 1988
 Olds; Delmont 88; 1968
 Olds; Delta 88; 1985-1968
 Olds; F85; 1972-1968
 Olds; Ninety Eight; 1985-1968
 Olds; Omega; 1984-1973
 Olds; Starfire; 1980-1975
 Olds; Toronado; 1985-1968
 Olds; Vista Cruiser; 1975-1968
 Olds; 442; 1971-1968
 Peug; 505; 1987-1980
 Ply; Acclaim; 1995-1989
 Ply; B Van; 1983-1974
 Ply; Barracuda; 1974-1967
 Ply; Belvedere; 1970-1965
 Ply; Caravelle; 1988-1989
 Ply; Duster; 1976-1970
 Ply; Expo; 1989-1987
 Ply; Fury; 1978-1967
 Ply; Gran Fury; 1989-1980
 Ply; Gran Fury; 1977-1975
 Ply; Grand Voyager; 1995-1987
 Ply; Horizon; 1990-1981
 Ply; Road Runner; 1974-1971
 Ply; Satellite; 1974-1971

**SYSTEM
PUMP &
GEAR
IDENT.**

**SYSTEM &
COM-
PONENT
IDENT.**

**PASS.
CARS**

**LIGHT
TRUCKS**

**MEDIUM/
HEAVY
TRUCKS**

BUSES

**HOSE
NUMER-
ICAL**

**REPAIR
KITS**

**KIT
NUMER-
ICAL**

**ILLUST-
RATIONS**

Numerical Listing - Power Steering Repair Kits

	7910 - Continued	7910 - Continued	7918 - Continued		
SYSTEM PUMP & GEAR IDENT.	Ply; Scamp Pickup; 1983-1987 Ply; Trailduster; 1981-1974 Ply; Valiant; 1976 Ply; Voyager; 1995-1984 Pont; Acadian; 1971-1962 Pont; Astre; 1977-1973 Pont; Bonneville; 1986-1967 Pont; Catalina; 1981-1967 Pont; Executive; 1970-1967 Pont; Firebird; 1995-1967 Pont; Grand Am; 1980-1978 Pont; Grand Am; 1975-1973 Pont; Grand Lemans; 1983-1975 Pont; Grand Prix; 1987-1971 Pont; Grandville; 1975-1971 Pont; GTO; 1971-1967 Pont; Laurentian; 1981-1967 Pont; Lemans; 1981-1970 Pont; Parisienne; 1986-1967 Pont; Phoenix; 1984-1977 Pont; Safari; 1989-1987 Pont; Sunbird; 1980-1987 Pont; Tempest; 1970-1967 Pont; Ventura; 1977-1971 Pont; 1000; 1987-1983 Pont; 6000; 1986-1983 Renault; Fuego; 1984-1982 Renault; 181; 1983-1981 Saab; 900; 1988-1979 VW; Jetta; 1984-1982 VW; Rabbit; 1984-1981 VW; Rabbit Pickup; 1983-1981 VW; Scirocco; 1983-1982 Volvo; 240; 1985-1977 Volvo; 260; 1982-1977 Volvo; 740; 1986-1985 Volvo; 760; 1990-1983 Volvo; 780; 1990-1987 Chev; P30; 1995 Chev; P30; 1990-1972 Dodge; C700; 1974-1969 Dodge; C800; 1974-1969 Dodge; C850; 1974-1969 Dodge; C900; 1974-1972 Dodge; CT700; 1974-1969 Dodge; D400; 1981-1980 Dodge; D400; 1974-1969 Dodge; D450; 1981-1980 Dodge; D500; 1974-1969 Dodge; D600; 1974-1969 Dodge; D700; 1974-1969 Ford; C600; 1986-1984 Ford; C700; 1986-1984 Ford; C800; 1987-1984 Ford; C7000; 1986-1984 Ford; C8000; 1987-1984 Ford; CF6000; 1987 Ford; CFT8000; 1987 Ford; CL9000; 1987-1984 Ford; CLT9000; 1987-1984 Ford; CT8000; 1987-1984 Ford; E350; 1989 Ford; F600; 1994-1980 Ford; F700; 1994-1980 Ford; F7000; 1987-1980 Ford; F8000; 1987-1993 Ford; FT800; 1990-1988 Ford; FT900; 1994-1987 Ford; L800; 1984 Ford; L8000; 1994-1984 Ford; L9000; 1994-1984 Ford; LA8000; 1994-1990 Ford; LA9000; 1994-1988 Ford; LL9000; 1994-1984 Ford; LLA9000; 1994-1991 Ford; LLS9000; 1994-1991 Ford; LN600; 1985-1984 Ford; LN700; 1987-1984 Ford; LN800; 1984 Ford; LN7000; 1994-1984 Ford; LN8000; 1994-1984 Ford; LN9000; 1994-1984	SYSTEM & COMPONENT IDENT.	PASS. CARS	LIGHT TRUCKS	
MEDIUM/HEAVY TRUCKS	BUSES	HOSE NUMERICAL	REPAIR KITS		
KIT NUMERICAL	ILLUSTRATIONS	7918	7918 - Continued		
		AmerMtrs; Ambassador; 1974-1968 AmerMtrs; American; 1968 AmerMtrs; AMX; 1980-1978 AmerMtrs; AMX; 1974-1968 AmerMtrs; Concord; 1983-1978 AmerMtrs; Eagle; 1988-1980 AmerMtrs; Gremlin; 1978-1970 AmerMtrs; Hornet; 1977-1970 AmerMtrs; Javelin; 1974-1968 AmerMtrs; Matador; 1978-1971 AmerMtrs; Pacer; 1980-1975 AmerMtrs; Rambler; 1969-1968 AmerMtrs; Spirit; 1983-1979 Buick; Apollo; 1975-1973 Buick; Centurion; 1973-1971 Buick; Century; 1986-1973 Buick; Electra; 1989-1967 Buick; Estate Wagon; 1979-1971 Buick; Lesabre; 1990-1967 Buick; Regal; 1987-1973 Buick; Riviera; 1985-1967 Buick; Roadmaster; 1993-1975 Buick; Skylark; 1985-1975 Buick; Skylark; 1972-1967 Buick; Skylark; 1963-1961 Buick; Special; 1969-1967 Buick; Special; 1963-1961 Buick; Wildcat; 1970-1967 Cad; Brougham; 1992-1965 Cad; Deville; 1985-1965 Cad; Eldorado; 1985-1963 Cad; Fleetwood; 1993-1989 Cad; Fleetwood; 1986-1963 Cad; Fleetwood Sixty Special; 1967-1963 Cad; Seville; 1985-1976 Chev; Astro; 1995-1987 Chev; Beaumont; 1969-1964 Chev; BelAir; 1981-1960 Chev; Biscayne; 1975-1960 Chev; Blazer; 1995 Chev; Blazer; 1982-1969 Chev; Blazer Compact; 1994-1983 Chev; C&K Pickup; 1995-1988 Chev; C&K Pickup; 1986-1963 Chev; Camaro; 1992-1967 Chev; Caprice; 1993-1966 Chev; Celebrity; 1986-1983 Chev; Chevelle; 1976-1964 Chev; Chevy II; 1968-1962 Chev; Citation; 1985-1980 Chev; Corvette; 1982-1963 Chev; El Camino; 1987-1971 Chev; Impala; 1985-1960 Chev; Malibu; 1983-1973 Chev; Monte Carlo; 1988-1970 Chev; Monza; 1980-1975 Chev; Nova; 1979-1969 Chev; P Van; 1995-1973 Chev; R&V Pickup; 1991-1987	7918 - Continued	7918 - Continued	7918 - Continued
			Chev; S Pickup; 1995-1982 Chev; Suburban; 1995-1963 Chev; Tahoe; 1995 Chev; Vega; 1977-1971 Chry; Cordoba; 1983-1975 Chry; Daytona; 1993-1990 Chry; Daytona; 1987-1984 Chry; Dynasty; 1992-1988 Chry; E Class; 1984-1983 Chry; Executive; 1986-1983 Chry; Fifth Ave.; 1989-1983 Chry; Imperial; 1983-1981 Chry; Imperial; 1975-1969 Chry; Laser; 1986-1977 Chry; New Yorker; 1989-1969 Chry; Newport; 1981-1969 Chry; TC Maserati; 1991-1990 Chry; Town & Country; 1988-1971 Chry; Town & Country Van; 1995-1990 Chry; 300; 1971-1969 Dodge; A Van; 1970-1964 Dodge; Aries; 1987-1981 Dodge; Aries America; 1989-1988 Dodge; Aspen; 1980-1976 Dodge; B Van; 1995-1972 Dodge; Caravan; 1995-1984 Dodge; Challenger; 1974-1970 Dodge; Charger; 1987-1983 Dodge; Charger; 1978-1966 Dodge; Coronet; 1976-1965 Dodge; D & W Pickup; 1993-1963 Dodge; Dakota; 1995-1969 Dodge; Daytona; 1993-1984 Dodge; Diplomat; 1989-1977 Dodge; Dynasty; 1993-1987 Dodge; Grand Caravan; 1995-1987 Dodge; Lancer; 1989-1985 Dodge; M Motor Home; 1980-1975 Dodge; M Motor Home; 1973-1972 Dodge; Magnum; 1979-1978 Dodge; Mini Ram Van; 1988-1980 Dodge; Monaco; 1978-1967 Dodge; Omni; 1990-1978 Dodge; Polara; 1973-1967 Dodge; Ram Pickup; 1995-1974 Dodge; Rampage; 1984-1982 Dodge; RM Motor Home; 1974-1973 Dodge; Royal Monaco; 1977-1975 Dodge; Shadow; 1994-1987 Dodge; Spirit; 1995-1989 Dodge; St. Regis; 1981-1979 Dodge; 400; 1983-1982 Dodge; 600; 1988-1983 Eagle; Medallion; 1989-1988 Ford; Country Sedan; 1974 Ford; Country Squire; 1974 Ford; Custom 500; 1978-1975 Ford; Fairmont; 1979 Ford; Galaxie 500; 1974 Ford; Granada; 1979 Ford; Ltd; 1978-1974 Ford; Thunderbird; 1976-1972 GMC; C&K Pickup; 1995-1988 GMC; C&K Pickup; 1986-1963 GMC; Caballero; 1987-1978 GMC; G Van; 1995-1971 GMC; G Van; 1969 GMC; Jimmy; 1995-1992 GMC; Jimmy; 1982-1983 GMC; Jimmy Full Size; 1991-1983 GMC; P Van; 1995-1973 GMC; R&V Pickup; 1991-1987 GMC; S Pickup; 1990-1982 GMC; Safari; 1995-1987 GMC; Sonoma; 1995-1991 GMC; Sprint; 1977-1971 GMC; Suburban; 1995-1963 GMC; Syclo; 1992-1991 GMC; Typhoon; 1993-1992 GMC; Yukon; 1995-1992 Intnatl; MS1210; 1975 Intnatl; MS1210; 1973		

Numerical Listing - Power Steering Repair Kits

7918 - Continued	7918 - Continued	8500 - Continued
Intrnatl; Scout; 1971 Intrnatl; 100; 1974-1973 Isuzu; Trooper; 1991-1988 Jaguar; Vanden Plas; 1987-1982 Jaguar; XJ6; 1987-1972 Jaguar; XJ12; 1989-1973 Jaguar; XJS; 1985-1982 Jaguar; XJS; 1980-1976 Jaguar; XKE; 1974-1973 Jeep; Cherokee; 1986-1974 Jeep; CJ; 1986-1972 Jeep; Comanche; 1986 Jeep; Commando; 1973-1972 Jeep; Grand Wagoneer; 1991-1984 Jeep; J Pickup; 1988-1972 Jeep; Scrambler; 1985-1981 Jeep; Wagoneer; 1986-1972 Jeep; Wrangler; 1990-1987 Jeep; YJ; 1990-1987 Linc; Continental; 1979-1972 Linc; Mark IV; 1976-1972 Linc; Mark V; 1979-1977 Merc; Colony Park; 1974-1973 Merc; Grand Marquis; 1978-1975 Merc; Marquis; 1978-1973 Niss; Maxima; 1984-1981 Niss; 810; 1981 Olds; Bravada; 1994-1971 Olds; Cutlass; 1987-1967 Olds; Cutlass Ciera; 1986-1978 Olds; Cutlass Supreme; 1988 Olds; Delmont 88; 1968 Olds; Delta 88; 1985-1968 Olds; F85; 1972-1968 Olds; Ninety Eight; 1985-1968 Olds; Omega; 1984-1973 Olds; Starfire; 1980-1975 Olds; Toronado; 1985-1968 Olds; Vista Cruiser; 1975-1968 Olds; 442; 1971-1968 Peug; 505; 1987-1980 Ply; Acclaim; 1995-1989 Ply; B Van; 1983-1974 Ply; Barracuda; 1974-1967 Ply; Belvedere; 1970-1965 Ply; Caravelle; 1988-1989 Ply; Duster; 1976-1970 Ply; Expo; 1989-1987 Ply; Fury; 1978-1967 Ply; Gran Fury; 1989-1980 Ply; Gran Fury; 1977-1975 Ply; Grand Voyager; 1995-1987 Ply; Horizon; 1990-1981 Ply; Road Runner; 1974-1971 Ply; Satellite; 1974-1971 Ply; Scamp Pickup; 1983-1987 Ply; Trailduster; 1981-1974 Ply; Valiant; 1976 Ply; Voyager; 1995-1984 Pont; Acadian; 1971-1962 Pont; Astre; 1977-1973 Pont; Bonneville; 1986-1967 Pont; Catalina; 1981-1967 Pont; Executive; 1970-1967 Pont; Firebird; 1992-1967 Pont; Grand Am; 1980-1978 Pont; Grand Am; 1975-1973 Pont; Grand Lemans; 1983-1975 Pont; Grand Prix; 1987-1971 Pont; Grandville; 1975-1971 Pont; GTO; 1971-1967 Pont; Laurentian; 1981-1967 Pont; Lemans; 1981-1970 Pont; Parisienne; 1986-1967 Pont; Phoenix; 1984-1977 Pont; Safari; 1989-1987 Pont; Sunbird; 1980-1987 Pont; Tempest; 1970-1967 Pont; Ventura; 1977-1971 Pont; 1000; 1987-1983 Pont; 6000; 1986-1983 Renault; Fuego; 1984-1982	Renault; 18l; 1983-1981 Saab; 900; 1988-1979 VW; Jetta; 1984-1982 VW; Rabbit; 1984-1981 VW; Rabbit Pickup; 1983-1981 VW; Scirocco; 1983-1982 Volvo; 240; 1985-1977 Volvo; 260; 1982-1977 Volvo; 740; 1986-1985 Volvo; 760; 1990-1983 Volvo; 780; 1990-1987 Chev; P30; 1995 Chev; P30; 1990-1972 Dodge; C700; 1974-1969 Dodge; C800; 1974-1969 Dodge; C850; 1974-1969 Dodge; C900; 1974-1972 Dodge; CT700; 1974-1969 Dodge; D400; 1981-1980 Dodge; D400; 1974-1969 Dodge; D450; 1981-1980 Dodge; D500; 1974-1969 Dodge; D600; 1974-1969 Dodge; D700; 1974-1969 Ford; C600; 1986-1984 Ford; C700; 1986-1984 Ford; C800; 1987-1984 Ford; C7000; 1986-1984 Ford; C8000; 1987-1984 Ford; CF6000; 1987 Ford; CFT8000; 1987 Ford; CL9000; 1987-1984 Ford; CLT9000; 1987-1984 Ford; CT8000; 1987-1984 Ford; E350; 1989 Ford; F600; 1994-1980 Ford; F700; 1994-1980 Ford; F7000; 1987-1980 Ford; F8000; 1987-1993 Ford; FT800; 1990-1988 Ford; FT900; 1994-1987 Ford; L800; 1984 Ford; L8000; 1994-1984 Ford; L9000; 1994-1984 Ford; LA8000; 1994-1990 Ford; LA9000; 1994-1988 Ford; LL9000; 1994-1984 Ford; LLA9000; 1994-1991 Ford; LLS9000; 1994-1991 Ford; LN600; 1985-1984 Ford; LN700; 1987-1984 Ford; LN800; 1984 Ford; LN7000; 1994-1984 Ford; LN8000; 1994-1984 Ford; LN9000; 1994-1984 Ford; LNT800; 1984 Ford; LNT8000; 1994-1984 Ford; LNT9000; 1994-1984 Ford; LS8000; 1994-1984 Ford; LS9000; 1994-1984 Ford; LT800; 1984 Ford; LT8000; 1994-1984 Ford; LT9000; 1994-1984 Ford; LTA9000; 1994-1988 Ford; LTL9000; 1995-1984 Ford; LTLA9000; 1994-1991 Ford; LTL9000; 1994-1991 Ford; LTS8000; 1994-1984 Ford; LTS9000; 1994-1984 GMC; P3500; 1995 GMC; P3500; 1979-1978 Isuzu; NPR; 1995-1991 Ford; B600; 1986-1980 Ford; B700; 1986-1980 Ford; B7000; 1986-1983	Ford; E Van; 1974-1971 Ford; Elite; 1976-1975 Ford; F Pickup; 1977-1965 Ford; Fairlane; 1970-1965 Ford; Falcon; 1970-1965 Ford; Falcon Ranchero; 1965 Ford; Galaxie; 1970-1965 Ford; Galaxie 500; 1974-1971 Ford; Gran Torino; 1976-1972 Ford; Granada; 1977-1975 Ford; Ltd; 1977-1967 Ford; Ltd II; 1977 Ford; Maverick; 1977-1969 Ford; Mustang; 1973-1965 Ford; Mustang II; 1977-1974 Ford; Pinto; 1977-1971 Ford; Ranchero; 1977 Ford; Thunderbird; 1972-1968 Linc; Continental; 1971-1970 Linc; Versailles; 1977 Merc; Bobcat; 1977-1971 Merc; Comet; 1977-1971 Merc; Comet; 1969-1965 Merc; Cougar; 1977-1967 Merc; Cyclone; 1971-1969 Merc; Grand Marquis; 1977-1975 Merc; Marauder; 1970-1969 Merc; Marquis; 1977-1967 Merc; Monarch; 1977-1975 Merc; Montclair; 1968 Merc; Monterey; 1974-1965 Merc; Park Lane; 1968-1965
	8500	8501
	Ford; Bronco; 1977-1972 Ford; Country Sedan; 1974-1971 Ford; Country Squire; 1974-1965 Ford; Custom 500; 1977-1971 Ford; E Van; 1974-1971 Ford; Elite; 1976-1975 Ford; F Pickup; 1977-1965 Ford; Fairlane; 1970-1965 Ford; Falcon; 1970-1965 Ford; Falcon Ranchero; 1965 Ford; Galaxie; 1970-1965 Ford; Galaxie 500; 1974-1971 Ford; Gran Torino; 1976-1972 Ford; Granada; 1977-1975 Ford; Ltd; 1977-1967 Ford; Ltd II; 1977 Ford; Maverick; 1977-1969 Ford; Mustang; 1973-1965 Ford; Mustang II; 1977-1974 Ford; Pinto; 1977-1971 Ford; Ranchero; 1977 Ford; Thunderbird; 1972-1968 Linc; Continental; 1971-1970 Linc; Versailles; 1977 Merc; Bobcat; 1977-1971 Merc; Comet; 1977-1971 Merc; Comet; 1969-1965 Merc; Cougar; 1977-1967 Merc; Cyclone; 1971-1969 Merc; Grand Marquis; 1977-1975 Merc; Marauder; 1970-1969 Merc; Marquis; 1977-1967 Merc; Monarch; 1977-1975 Merc; Montclair; 1968 Merc; Monterey; 1974-1965 Merc; Park Lane; 1968-1965	8507
	8500	Chry; Cordoba; 1979-1975 Chry; Imperial; 1975-1969 Chry; Lebaron; 1979-1977 Chry; New Yorker; 1979-1969 Chry; Newport; 1979-1969 Chry; Town & Country; 1979-1971 Chry; 300; 1971-1969 Dodge; Aspen; 1979-1976

SYSTEM PUMP & GEAR IDENT.
SYSTEM & COM- PONENT IDENT.
PASS. CARS
LIGHT TRUCKS
MEDIUM/ HEAVY TRUCKS
BUSES
HOSE NUMER- ICAL
REPAIR KITS
KIT NUMER- ICAL
ILLUST- RATIONS

Numerical Listing - Power Steering Repair Kits

	8507 - Continued	8513 - Continued	8516 - Continued
SYSTEM PUMP & GEAR IDENT.	Dodge; B Van; 1971 Dodge; Challenger; 1974-1970 Dodge; Charger; 1978-1969 Dodge; Coronet; 1976-1969 Dodge; D & W Pickup; 1971-1963 Dodge; Dart; 1976-1969 Dodge; Diplomat; 1979-1977 Dodge; Magnum; 1979-1978 Dodge; Monaco; 1978-1967 Dodge; Polara; 1973-1967	Ply; Fury; 1961-1959 Ply; Gran Fury; 1989-1980 Ply; Gran Fury; 1977-1973 Ply; Savoy; 1961-1958 Ply; Scamp; 1976-1973 Ply; Valiant; 1976-1973 Ply; Volare; 1980-1976	Dodge; Polara; 1961-1960 Dodge; Royal Monaco; 1977-1975 Dodge; St. Regis; 1981-1979 Ply; B Van; 1983-1974 Ply; Barracuda; 1974-1973 Ply; Belvedere; 1961-1958 Ply; Caravelle; 1988-1989 Ply; Duster; 1976-1973 Ply; Fury; 1978-1959 Ply; Gran Fury; 1989-1980 Ply; Gran Fury; 1977-1973 Ply; Savoy; 1961-1958 Ply; Scamp; 1976-1973 Ply; Valiant; 1976-1973 Ply; Volare; 1980-1976
SYSTEM & COMPONENT IDENT.	Dodge; Monaco; 1978-1967 Dodge; Polara; 1973-1967 Dodge; Royal Monaco; 1977-1975 Dodge; St. Regis; 1979 Ply; Barracuda; 1974-1974 Ply; Duster; 1976-1970 Ply; Fury; 1978-1967 Ply; Gran Fury; 1977-1971 Ply; Satellite; 1974-1969 Ply; Scamp; 1976-1971 Ply; Valiant; 1976-1969 Ply; Volare; 1979-1976	8514	
PASS. CARS	8509	Chry; Cordoba; 1979-1975 Chry; Imperial; 1975-1969 Chry; Lebaron; 1979-1977 Chry; New Yorker; 1979-1969 Chry; Newport; 1979-1969 Chry; Town & Country; 1979-1971 Chry; 300; 1971-1969 Dodge; Aspen; 1979-1976 Dodge; B Van; 1971 Dodge; Challenger; 1974-1970 Dodge; Charger; 1978-1969 Dodge; Coronet; 1976-1969 Dodge; D & W Pickup; 1971-1963 Dodge; Dart; 1976-1969 Dodge; Diplomat; 1979-1977 Dodge; Magnum; 1979-1978 Dodge; Monaco; 1978-1967 Dodge; Polara; 1973-1967 Dodge; Royal Monaco; 1977-1975 Dodge; St. Regis; 1979 Ply; Barracuda; 1974-1969 Ply; Duster; 1976-1970 Ply; Fury; 1978-1967 Ply; Gran Fury; 1977-1971 Ply; Satellite; 1974-1969 Ply; Scamp; 1976-1971 Ply; Valiant; 1976-1969 Ply; Volare; 1979-1976	8517
LIGHT TRUCKS	Ford; Country Sedan; 1974-1971 Ford; Country Squire; 1974-1965 Ford; Custom 500; 1974-1971 Ford; F Pickup; 1974-1968 Ford; Galaxie; 1970-1965 Ford; Galaxie 500; 1974-1971 Ford; Gran Torino; 1974-1972 Ford; Ltd; 1974-1967 Ford; Ranch Wagon; 1974-1971 Ford; Rancho; 1974-1972 Ford; Thunderbird; 1974-1965 Ford; Torino; 1974-1972 Linc; Continental; 1974-1965 Linc; Mark III; 1971-1968 Linc; Mark IV; 1974-1972 Merc; Colony Park; 1974-1971 Merc; Cougar; 1974 Merc; Marauder; 1970-1969 Merc; Marquis; 1974-1965 Merc; Montego; 1974-1972 Merc; Monterey; 1974-1965 Merc; Park Lane; 1968-1965	Dodge; Aspen; 1979-1976 Dodge; B Van; 1971 Dodge; Challenger; 1974-1970 Dodge; Charger; 1978-1969 Dodge; Coronet; 1976-1969 Dodge; D & W Pickup; 1971-1963 Dodge; Dart; 1976-1969 Dodge; Diplomat; 1979-1977 Dodge; Magnum; 1979-1978 Dodge; Monaco; 1978-1967 Dodge; Polara; 1973-1967 Dodge; Royal Monaco; 1977-1975 Dodge; St. Regis; 1979 Ply; Barracuda; 1974-1969 Ply; Duster; 1976-1970 Ply; Fury; 1978-1967 Ply; Gran Fury; 1977-1971 Ply; Satellite; 1974-1969 Ply; Scamp; 1976-1971 Ply; Valiant; 1976-1969 Ply; Volare; 1979-1976	Dodge; Challenger; 1972-1970 Dodge; Charger; 1972-1966 Dodge; Coronet; 1972-1965 Dodge; Custom 880; 1962 Dodge; Dart; 1972-1962 Dodge; Lancer; 1962 Dodge; Polara; 1964-1962 Dodge; 330; 1964-1963 Ply; Barracuda; 1972-1967 Ply; Belvedere; 1970-1962 Ply; Duster; 1972-1970 Ply; Fury; 1963 Ply; Road Runner; 1972-1962 Ply; Scamp; 1972-1962
MEDIUM/HEAVY TRUCKS	8513	8515	8518
BUSES	Chry; Cordoba; 1983-1975 Chry; Fifth Ave.; 1989-1981 Chry; Imperial; 1975-1958 Chry; Lebaron; 1981-1977 Chry; Lebaron; 1967-1958 Chry; New Yorker; 1982-1958 Chry; Newport; 1981-1958 Chry; Town & Country; 1981-1971 Chry; Windsor; 1961-1958 Chry; 300; 1971-1958 Dodge; Aspen; 1980-1976 Dodge; B Van; 1993-1971 Dodge; CB Van; 1980-1972 Dodge; Challenger; 1974-1973 Dodge; Charger; 1978-1973 Dodge; Coronet; 1976-1973 Dodge; Coronet; 1959-1958 Dodge; Custom 880; 1965-1963 Dodge; Dart; 1976-1973 Dodge; Diplomat; 1989-1977 Dodge; Magnum; 1979-1978 Dodge; MB Van; 1980-1972 Dodge; Mirada; 1983-1980 Dodge; Monaco; 1978-1965 Dodge; Polara; 1973-1965 Dodge; Polara; 1961-1960 Dodge; Royal Monaco; 1977-1975 Dodge; St. Regis; 1981-1979 Ply; B Van; 1983-1974 Ply; Barracuda; 1974-1973 Ply; Belvedere; 1961-1958 Ply; Caravelle; 1988-1989 Ply; Duster; 1976-1973 Ply; Fury; 1978-1965	Ford; Country Sedan; 1973-1971 Ford; Country Squire; 1973-1965 Ford; Custom 500; 1973-1968 Ford; Galaxie; 1970-1965 Ford; Galaxie 500; 1973-1971 Ford; Ltd; 1973-1967 Ford; Ranch Wagon; 1971-1965 Linc; Continental; 1971-1965 Linc; Mark III; 1971-1968 Merc; Colony Park; 1972-1969 Merc; Marquis; 1972-1965 Merc; Monterey; 1972-1965 Merc; Park Lane; 1968-1965	Chry; Cordoba; 1983-1975 Chry; Fifth Ave.; 1989-1981 Chry; Imperial; 1975-1958 Chry; Lebaron; 1981-1977 Chry; Lebaron; 1967-1958 Chry; New Yorker; 1982-1958 Chry; Newport; 1981-1958 Chry; Town & Country; 1981-1971 Chry; Windsor; 1961-1958 Chry; 300; 1971-1958 Dodge; Aspen; 1980-1976 Dodge; B Van; 1993-1971 Dodge; CB Van; 1980-1972 Dodge; Challenger; 1974-1970 Dodge; Charger; 1978-1966 Dodge; Coronet; 1976-1965 Dodge; Coronet; 1959-1958 Dodge; Custom 880; 1965-1962 Dodge; Dart; 1976-1962 Dodge; Diplomat; 1989-1977 Dodge; Lancer; 1962-1961 Dodge; Magnum; 1979-1978 Dodge; MB Van; 1980-1972 Dodge; Mirada; 1983-1980 Dodge; Monaco; 1978-1965 Dodge; Polara; 1973-1960 Dodge; Royal Monaco; 1977-1975 Dodge; St. Regis; 1981-1979 Dodge; 330; 1964-1963 Ply; B Van; 1983-1974 Ply; Barracuda; 1974-1967 Ply; Belvedere; 1970-1958 Ply; Caravelle; 1988-1989 Ply; Duster; 1976-1970 Ply; Fury; 1978-1959 Ply; Gran Fury; 1989-1980 Ply; Gran Fury; 1977-1971 Ply; Satellite; 1974-1958 Ply; Scamp; 1976-1971 Ply; Valiant; 1976-1960 Ply; Volare; 1980-1976
REPAIR KITS	8514	8516	8520
KIT NUMERICAL	Chry; Cordoba; 1983-1975 Chry; Fifth Ave.; 1989-1981 Chry; Imperial; 1975-1958 Chry; Lebaron; 1981-1977 Chry; Lebaron; 1967-1958 Chry; New Yorker; 1982-1958 Chry; Newport; 1981-1958 Chry; Town & Country; 1981-1971 Chry; Windsor; 1961-1958 Chry; 300; 1971-1958 Dodge; Aspen; 1980-1976 Dodge; B Van; 1993-1971 Dodge; CB Van; 1980-1972 Dodge; Challenger; 1974-1973 Dodge; Charger; 1978-1973 Dodge; Coronet; 1976-1973 Dodge; Coronet; 1959-1958 Dodge; Custom 880; 1965-1963 Dodge; Dart; 1976-1973 Dodge; Diplomat; 1989-1977 Dodge; Magnum; 1979-1978 Dodge; MB Van; 1980-1972 Dodge; Mirada; 1983-1980 Dodge; Monaco; 1978-1965 Dodge; Polara; 1973-1965 Dodge; Polara; 1961-1960 Dodge; Royal Monaco; 1977-1975 Dodge; St. Regis; 1981-1979 Ply; B Van; 1983-1974 Ply; Barracuda; 1974-1973 Ply; Belvedere; 1961-1958 Ply; Caravelle; 1988-1989 Ply; Duster; 1976-1973 Ply; Fury; 1978-1965	Chry; Cordoba; 1983-1975 Chry; Fifth Ave.; 1989-1981 Chry; Imperial; 1975-1958 Chry; Lebaron; 1981-1977 Chry; Lebaron; 1967-1958 Chry; New Yorker; 1982-1958 Chry; Newport; 1981-1958 Chry; Town & Country; 1981-1971 Chry; Windsor; 1961-1958 Chry; 300; 1971-1958 Dodge; Aspen; 1980-1976 Dodge; B Van; 1993-1971 Dodge; CB Van; 1980-1972 Dodge; Challenger; 1974-1973 Dodge; Charger; 1978-1973 Dodge; Coronet; 1976-1973 Dodge; Coronet; 1959-1958 Dodge; Custom 880; 1965-1963 Dodge; Dart; 1976-1973 Dodge; Diplomat; 1989-1977 Dodge; Magnum; 1979-1978 Dodge; MB Van; 1980-1972 Dodge; Mirada; 1983-1980 Dodge; Monaco; 1978-1965 Dodge; Polara; 1973-1965	Chry; Cordoba; 1983-1975 Chry; Fifth Ave.; 1989-1981 Chry; Imperial; 1975-1958 Chry; Lebaron; 1981-1977 Chry; Lebaron; 1967-1958 Chry; New Yorker; 1982-1958 Chry; Newport; 1981-1958 Chry; Town & Country; 1981-1971 Chry; Windsor; 1961-1958 Chry; 300; 1971-1958 Dodge; Aspen; 1980-1976 Dodge; B Van; 1993-1971 Dodge; CB Van; 1980-1972 Dodge; Challenger; 1974-1970 Dodge; Charger; 1978-1966 Dodge; Coronet; 1976-1965 Dodge; Coronet; 1959-1958 Dodge; Custom 880; 1965-1962 Dodge; Dart; 1976-1962 Dodge; Diplomat; 1989-1977 Dodge; Lancer; 1962-1961 Dodge; Magnum; 1979-1978 Dodge; MB Van; 1980-1972 Dodge; Mirada; 1983-1980 Dodge; Monaco; 1978-1965 Dodge; Polara; 1973-1960 Dodge; Royal Monaco; 1977-1975 Dodge; St. Regis; 1981-1979 Dodge; 330; 1964-1963 Ply; B Van; 1983-1974 Ply; Barracuda; 1974-1967 Ply; Belvedere; 1970-1958 Ply; Caravelle; 1988-1989 Ply; Duster; 1976-1970 Ply; Fury; 1978-1959 Ply; Gran Fury; 1989-1980 Ply; Gran Fury; 1977-1971 Ply; Satellite; 1974-1958 Ply; Scamp; 1976-1971 Ply; Valiant; 1976-1960 Ply; Volare; 1980-1976
ILLUSTRATIONS	Dodge; Polara; 1961-1960 Dodge; Royal Monaco; 1977-1975 Dodge; St. Regis; 1981-1979 Ply; B Van; 1983-1974 Ply; Barracuda; 1974-1973 Ply; Belvedere; 1961-1958 Ply; Caravelle; 1988-1989 Ply; Duster; 1976-1973 Ply; Fury; 1978-1965	Dodge; Polara; 1961-1960 Dodge; Royal Monaco; 1977-1975 Dodge; St. Regis; 1981-1979 Ply; B Van; 1983-1974 Ply; Barracuda; 1974-1973 Ply; Belvedere; 1961-1958 Ply; Caravelle; 1988-1989 Ply; Duster; 1976-1973 Ply; Fury; 1978-1965	Dodge; Bronco; 1995-1991 Ford; Bronco; 1983-1978 Ford; Bronco Compact; 1990-1984

Numerical Listing - Power Steering Repair Kits

8520 - Continued

Ford; Bronco Full Size; 1990-1984
 Ford; Country Sedan; 1974-1971
 Ford; Country Squire; 1991-1987
 Ford; Country Squire; 1974-1971
 Ford; Crown Victoria; 1995-1992
 Ford; Custom; 1972-1965
 Ford; Custom 500; 1979-1971
 Ford; E Van; 1995-1982
 Ford; Elite; 1976-1975
 Ford; Explorer; 1994-1991
 Ford; F Pickup; 1995-1988
 Ford; Galaxie; 1970-1965
 Ford; Galaxie 500; 1974-1971
 Ford; Gran Torino; 1976-1972
 Ford; Ltd; 1982-1967
 Ford; Ltd II; 1979-1977
 Ford; Ltd Crown Victoria; 1991-1987
 Ford; Ranch Wagon; 1974-1971
 Ford; Rancho; 1979-1972
 Ford; Ranger; 1995-1983
 Ford; Super Duty Pickup; 1995-1988
 Ford; Thunderbird; 1979-1972
 Linc; Continental; 1980-1965
 Linc; Mark III; 1971-1968
 Linc; Mark IV; 1976-1972
 Linc; Mark V; 1979-1977
 Linc; Mark VI; 1983-1980
 Linc; Town Car; 1995-1981
 Mazda; B2300 Pickup; 1995-1994
 Mazda; Navajo; 1994-1991
 Merc; Colony Park; 1991-1987
 Merc; Colony Park; 1974-1971
 Merc; Cougar; 1979-1975
 Merc; Marauder; 1970-1969
 Merc; Marquis; 1982-1972
 Merc; Monterey; 1974-1965
 Merc; Park Lane; 1968-1965
 Ford; E350; 1989

8521

AmerMtrs; AMX; 1980-1979
 AmerMtrs; Concord; 1983-1979
 AmerMtrs; Eagle; 1988-1980
 AmerMtrs; Spirit; 1983-1979
 Buick; Century; 1981-1979
 Buick; Electra; 1989-1979
 Buick; Estate Wagon; 1979
 Buick; Regal; 1987-1979
 Buick; Riviera; 1985-1979
 Buick; Roadmaster; 1995-1979
 Buick; Skylark; 1979
 Cad; Brougham; 1992-1987
 Cad; Deville; 1984-1979
 Cad; Eldorado; 1985-1979
 Cad; Fleetwood; 1995-1989
 Cad; Fleetwood; 1986-1980
 Cad; Seville; 1985-1979
 Chev; Astro; 1993-1985
 Chev; BelAir; 1981-1979
 Chev; Blazer Compact; 1993-1983
 Chev; Camaro; 1992-1979
 Chev; El Camino; 1987-1979
 Chev; Impala; 1985-1979
 Chev; LLV (Postal Vehicle); 1995-1987
 Chev; Malibu; 1983-1979
 Chev; Monte Carlo; 1988-1979
 Chev; Nova; 1979
 Chev; S Pickup; 1993-1982
 GMC; Caballero; 1987-1979
 GMC; Jimmy; 1993-1983
 GMC; S Pickup; 1990-1985
 GMC; Sonoma; 1993-1991
 GMC; Typhoon; 1993-1992
 Intnatl; Scout II; 1980-1976
 Jeep; Cherokee; 1995-1979
 Jeep; CJ; 1986-1979
 Jeep; Comanche; 1992-1986
 Jeep; Grand Cherokee; 1995-1993
 Jeep; Grand Wagoneer; 1991-1984
 Jeep; J Pickup; 1988-1979
 Jeep; Scrambler; 1985-1981

8521 - Continued

Jeep; Wagoneer; 1990-1979
 Jeep; Wrangler; 1995-1987
 Jeep; YJ; 1995-1987
 Olds; Bravada; 1993-1979
 Olds; Cutlass; 1987-1979
 Olds; Cutlass Cruiser; 1981-1978
 Olds; Cutlass Supreme; 1988
 Olds; Delta 88; 1985-1979
 Olds; Ninety Eight; 1984-1979
 Olds; Omega; 1979
 Olds; Toronado; 1985-1979
 Pont; Bonneville; 1986-1979
 Pont; Firebird; 1992-1979
 Pont; Grand Lemans; 1983-1979
 Pont; Grand Prix; 1987-1979
 Pont; Laurentian; 1981-1979
 Pont; Lemans; 1981-1978
 Pont; Parisienne; 1986-1979
 Pont; Phoenix; 1979
 Pont; Safari; 1989-1987
 Pont; Sunbird; 1980-1979
 Pont; Tempest; 1987

8522

AmerMtrs; AMX; 1980-1979
 AmerMtrs; Concord; 1983-1979
 AmerMtrs; Eagle; 1988-1980
 AmerMtrs; Spirit; 1983-1979
 Buick; Century; 1981-1979
 Buick; Electra; 1989-1979
 Buick; Estate Wagon; 1979
 Buick; Regal; 1987-1979
 Buick; Riviera; 1985-1979
 Buick; Roadmaster; 1995-1979
 Buick; Skylark; 1979
 Cad; Brougham; 1992-1987
 Cad; Deville; 1984-1979
 Cad; Eldorado; 1985-1979
 Cad; Fleetwood; 1995-1989
 Cad; Fleetwood; 1986-1980
 Cad; Seville; 1985-1979
 Chev; Astro; 1993-1985
 Chev; BelAir; 1981-1979
 Chev; Blazer Compact; 1993-1983
 Chev; Camaro; 1992-1979
 Chev; El Camino; 1987-1979
 Chev; Impala; 1985-1979
 Chev; LLV (Postal Vehicle); 1995-1987
 Chev; Malibu; 1983-1979
 Chev; Monte Carlo; 1988-1979
 Chev; Nova; 1979
 Chev; S Pickup; 1993-1982
 GMC; Caballero; 1987-1979
 GMC; Jimmy; 1993-1983
 GMC; S Pickup; 1990-1985
 GMC; Sonoma; 1993-1991
 GMC; Typhoon; 1993-1992
 Intnatl; Scout II; 1980-1976
 Jeep; Cherokee; 1995-1979
 Jeep; CJ; 1986-1979
 Jeep; Comanche; 1992-1986
 Jeep; Grand Cherokee; 1995-1993
 Jeep; Grand Wagoneer; 1991-1984
 Jeep; J Pickup; 1988-1979
 Jeep; Scrambler; 1985-1981
 Jeep; Wagoneer; 1990-1979
 Jeep; Wrangler; 1995-1987
 Jeep; YJ; 1995-1987
 Olds; Bravada; 1993-1979
 Olds; Cutlass; 1987-1979
 Olds; Cutlass Cruiser; 1981-1978
 Olds; Cutlass Supreme; 1988
 Olds; Delta 88; 1985-1979
 Olds; Ninety Eight; 1984-1979
 Olds; Omega; 1979
 Olds; Toronado; 1985-1979
 Pont; Bonneville; 1986-1979
 Pont; Firebird; 1992-1979
 Pont; Grand Lemans; 1983-1979
 Pont; Grand Prix; 1987-1979
 Pont; Laurentian; 1981-1979

8522 - Continued

Pont; Lemans; 1981-1978
 Pont; Parisienne; 1986-1979
 Pont; Phoenix; 1979
 Pont; Safari; 1989-1987
 Pont; Sunbird; 1980-1979
 Pont; Tempest; 1987

8523

Cad; Fleetwood; 1984-1980
 Chev; Blazer; 1982-1979
 Chev; Blazer Full Size; 1991-1983
 Chev; C&K Pickup; 1986-1979
 Chev; G Van; 1995-1979
 Chev; P Van; 1991-1979
 Chev; R&V Pickup; 1991-1987
 Chev; Suburban; 1991-1979
 Dodge; D & W Pickup; 1993-1979
 Dodge; Dakota; 1995-1987
 Dodge; M Motor Home; 1980-1979
 Dodge; Ramcharger; 1993-1979
 Ford; E Van; 1982-1979
 GMC; C&K Pickup; 1986-1979
 GMC; G Van; 1995-1979
 GMC; Jimmy; 1982-1979
 GMC; Jimmy Full Size; 1991-1983
 GMC; P Van; 1991-1977
 GMC; R&V Pickup; 1991-1987
 GMC; Suburban; 1991-1979
 Ply; Trailduster; 1981-1979
 Chev; P30; 1995
 Chev; P30; 1990-1972
 GMC; P3500; 1995
 GMC; P3500; 1979-1978

8524

Cad; Fleetwood; 1984-1980
 Chev; Blazer; 1982-1979
 Chev; Blazer Full Size; 1991-1983
 Chev; C&K Pickup; 1986-1979
 Chev; G Van; 1995-1979
 Chev; P Van; 1991-1979
 Chev; R&V Pickup; 1991-1987
 Chev; Suburban; 1991-1979
 Dodge; D & W Pickup; 1993-1979
 Dodge; Dakota; 1995-1987
 Dodge; M Motor Home; 1980-1979
 Dodge; Ramcharger; 1993-1979
 Ford; E Van; 1982-1979
 GMC; C&K Pickup; 1986-1979
 GMC; G Van; 1995-1979
 GMC; Jimmy; 1982-1979
 GMC; Jimmy Full Size; 1991-1983
 GMC; P Van; 1991-1977
 GMC; R&V Pickup; 1991-1987
 GMC; Suburban; 1991-1979
 Ply; Trailduster; 1981-1979
 Chev; P30; 1995
 Chev; P30; 1990-1972
 GMC; P3500; 1995
 GMC; P3500; 1979-1978

8525

AmerMtrs; AMX; 1980-1979
 AmerMtrs; Concord; 1983-1979
 AmerMtrs; Eagle; 1988-1980
 AmerMtrs; Pacer; 1980-1977
 AmerMtrs; Spirit; 1983-1979
 Buick; Century; 1981-1979
 Buick; Electra; 1989-1979
 Buick; Estate Wagon; 1979
 Buick; Regal; 1987-1979
 Buick; Riviera; 1985-1979
 Buick; Roadmaster; 1995-1979
 Buick; Skylark; 1979
 Cad; Brougham; 1992-1987
 Cad; Deville; 1984-1979
 Cad; Eldorado; 1985-1979
 Cad; Fleetwood; 1995-1989
 Cad; Fleetwood; 1986-1980

**SYSTEM
PUMP &
GEAR
IDENT.**

**SYSTEM &
COM-
PONENT
IDENT.**

**PASS.
CARS**

**LIGHT
TRUCKS**

**MEDIUM/
HEAVY
TRUCKS**

BUSES

**HOSE
NUMER-
ICAL**

**REPAIR
KITS**

**KIT
NUMER-
ICAL**

**ILLUST-
RATIONS**

Numerical Listing - Power Steering Repair Kits

	8525 - Continued	8526	8527 - Continued	
SYSTEM PUMP & GEAR IDENT.	Cad; Seville; 1985-1979 Chev; Astro; 1995-1985 Chev; BelAir; 1981-1979 Chev; Blazer; 1995 Chev; Blazer; 1982-1979 Chev; Blazer Compact; 1994-1993 Chev; Blazer Full Size; 1991-1983 Chev; C&K Pickup; 1995-1988 Chev; C&K Pickup; 1986-1979 Chev; Camaro; 1992-1979 Chev; Caprice; 1995-1979 Chev; El Camino; 1987-1979 Chev; G Van; 1995-1979 Chev; Impala; 1985-1979 Chev; Impala SS; 1995-1987 Chev; Malibu; 1983-1979 Chev; Monte Carlo; 1988-1979 Chev; Nova; 1979 Chev; P Van; 1995-1979 Chev; R&V Pickup; 1991-1987 Chev; S Pickup; 1995-1982 Chev; Suburban; 1995-1979 Chev; Tahoe; 1995	Ford; Aerostar; 1995-1986 Ford; Bronco; 1995-1991 Ford; Bronco; 1983-1978 Ford; Bronco Compact; 1990-1984 Ford; Bronco Full Size; 1990-1984 Ford; Country Squire; 1991-1987 Ford; Custom 500; 1979-1978 Ford; E Van; 1995-1991 Ford; Escort; 1995-1981 Ford; EXP; 1988-1982 Ford; Explorer; 1995-1991 Ford; F Pickup; 1995-1988 Ford; Fairmont; 1983-1978 Ford; Granada; 1982-1978 Ford; Ltd; 1986-1978 Ford; Ltd II; 1979-1978 Ford; Ltd Crown Victoria; 1991-1987 Ford; Mustang; 1995-1978 Ford; Pinto; 1980-1978 Ford; Ranger; 1995-1983 Ford; Super Duty Pickup; 1995-1988 Ford; Taurus; 1995-1986 Ford; Tempo; 1991-1978 Ford; Windstar; 1995 Linc; Continental; 1994-1982 Linc; Continental; 1980 Linc; Mark VI; 1983-1980 Linc; Mark VII; 1992-1984 Linc; Town Car; 1990-1978 Mazda; B2300 Pickup; 1995-1994 Mazda; Navajo; 1994-1991 Merc; Bobcat; 1980-1978 Merc; Capri; 1986-1979 Merc; Colony Park; 1991-1987 Merc; Cougar; 1995-1978 Merc; Grand Marquis; 1991-1978 Merc; LN7; 1983-1982 Merc; Lynx; 1987-1981 Merc; Marquis; 1986-1978 Merc; Monarch; 1980-1978 Merc; Sable; 1995-1986 Merc; Topaz; 1991 Merc; Zephyr; 1983-1978 Mercur; XR4TI; 1989-1985	Merc; Grand Marquis; 1991-1978 Merc; LN7; 1983-1982 Merc; Lynx; 1987-1981 Merc; Marquis; 1986-1978 Merc; Monarch; 1980-1978 Merc; Sable; 1995-1986 Merc; Topaz; 1991 Merc; Zephyr; 1983-1978 Mercur; XR4TI; 1989-1985	
SYSTEM & COMPONENT IDENT.			8528	
PASS. CARS	Dodge; B Van; 1995-1979 Dodge; Dakota; 1995-1987 Dodge; M Motor Home; 1980-1979 Dodge; Ramcharger; 1993-1979 Ford; E Van; 1982-1979 GMC; C&K Pickup; 1995-1988 GMC; C&K Pickup; 1986-1979 GMC; Caballero; 1987-1979 GMC; G Van; 1995-1979 GMC; Jimmy; 1995-1992 GMC; Jimmy; 1982-1979 GMC; Jimmy Compact; 1991-1983 GMC; Jimmy Full Size; 1991-1983 GMC; P Van; 1995-1977 GMC; R&V Pickup; 1991-1987 GMC; S Pickup; 1990-1982 GMC; Safari; 1995-1985 GMC; Sonoma; 1995-1991 GMC; Suburban; 1995-1979 GMC; Syclone; 1992-1991 GMC; Typhoon; 1993-1992 GMC; Yukon; 1995-1992 Intrnatl; Scout II; 1980-1976 Jeep; Cherokee; 1995-1979 Jeep; CJ; 1986-1979 Jeep; Comanche; 1992-1986 Jeep; Grand Cherokee; 1995-1993 Jeep; Grand Wagoneer; 1991-1984 Jeep; J Pickup; 1988-1979 Jeep; Scrambler; 1985-1981 Jeep; Wagoneer; 1990-1979 Jeep; Wrangler; 1995-1987 Jeep; YJ; 1995-1987 Olds; Bravada; 1994-1979 Olds; Cutlass; 1987-1979 Olds; Cutlass Cruiser; 1981-1978 Olds; Cutlass Supreme; 1988 Olds; Delta 88; 1985-1979 Olds; Ninety Eight; 1984-1979 Olds; Omega; 1979 Olds; Toronado; 1985-1979 Ply; Trailduster; 1981-1979 Pont; Bonneville; 1986-1979 Pont; Firebird; 1992-1979 Pont; Grand Lemans; 1983-1979 Pont; Grand Prix; 1987-1979 Pont; Laurentian; 1981-1979 Pont; Lemans; 1981-1979 Pont; Parisienne; 1986-1979 Pont; Phoenix; 1979 Pont; Safari; 1989-1987 Pont; Sunbird; 1980-1979 Pont; Tempest; 1987 Chev; P30; 1995 Chev; P30; 1990-1972 GMC; P3500; 1995 GMC; P3500; 1979-1978			Buick; Century; 1981-1978 Buick; Regal; 1983-1977 Buick; Skyhawk; 1980-1977 Chev; Camaro; 1983-1977 Chev; El Camino; 1984-1977 Chev; Malibu; 1983-1977 Chev; Monte Carlo; 1984-1977 Chev; Monza; 1980-1977 Chev; Nova; 1979-1977 Chev; Vega; 1977 GMC; Caballero; 1984-1977 Olds; Cutlass; 1984-1977 Olds; Cutlass Cruiser; 1981-1978 Olds; Omega; 1978-1977 Olds; Starfire; 1980-1977 Pont; Astre; 1977-1975 Pont; Firebird; 1983-1982 Pont; Grand Am; 1980-1978 Pont; Grand Lemans; 1981-1977 Pont; Grand Prix; 1981-1977 Pont; Lemans; 1981-1977 Pont; Phoenix; 1979-1977 Pont; Sunbird; 1980-1977 Pont; Ventura; 1977
LIGHT TRUCKS				
MEDIUM/HEAVY TRUCKS				
BUSES				
HOSE NUMERICAL				
REPAIR KITS				
KIT NUMERICAL				
ILLUSTRATIONS				
		8527		
		Ford; Aerostar; 1995-1986 Ford; Bronco; 1995-1991 Ford; Bronco; 1983-1978 Ford; Bronco Compact; 1990-1984 Ford; Bronco Full Size; 1990-1984 Ford; Country Squire; 1991-1987 Ford; Custom 500; 1979-1978 Ford; E Van; 1995-1991 Ford; Escort; 1995-1981 Ford; EXP; 1988-1982 Ford; Explorer; 1995-1991 Ford; F Pickup; 1995-1988 Ford; Fairmont; 1983-1978 Ford; Granada; 1982-1978 Ford; Ltd; 1986-1978 Ford; Ltd II; 1979-1978 Ford; Ltd Crown Victoria; 1991-1987 Ford; Mustang; 1995-1978 Ford; Pinto; 1980-1978 Ford; Ranger; 1995-1983 Ford; Super Duty Pickup; 1995-1988 Ford; Taurus; 1995-1986 Ford; Tempo; 1991-1978 Ford; Windstar; 1995 Linc; Continental; 1994-1982 Linc; Continental; 1980 Linc; Mark VI; 1983-1980 Linc; Mark VII; 1992-1984 Linc; Town Car; 1990-1978 Mazda; B2300 Pickup; 1995-1994 Mazda; Navajo; 1994-1991 Merc; Bobcat; 1980-1978 Merc; Capri; 1986-1979 Merc; Colony Park; 1991-1987 Merc; Cougar; 1995-1978		8529
			Buick; Century; 1981-1978 Buick; Regal; 1983-1977 Buick; Skyhawk; 1980-1977 Chev; Camaro; 1983-1977 Chev; El Camino; 1984-1977 Chev; Malibu; 1983-1977 Chev; Monte Carlo; 1984-1977 Chev; Monza; 1980-1977 Chev; Nova; 1979-1977 Chev; Vega; 1977 GMC; Caballero; 1984-1977 Olds; Cutlass; 1984-1977 Olds; Cutlass Cruiser; 1981-1978 Olds; Omega; 1978-1977 Olds; Starfire; 1980-1977 Pont; Astre; 1977-1975 Pont; Firebird; 1983-1982 Pont; Grand Am; 1980-1978 Pont; Grand Lemans; 1981-1977 Pont; Grand Prix; 1981-1977 Pont; Lemans; 1981-1977 Pont; Phoenix; 1979-1977 Pont; Sunbird; 1980-1977 Pont; Ventura; 1977	
			8530	
			Buick; Century; 1981-1978 Buick; Regal; 1983-1977 Buick; Skyhawk; 1980-1977 Chev; Camaro; 1983-1977 Chev; El Camino; 1984-1977 Chev; Malibu; 1983-1977 Chev; Monte Carlo; 1984-1977 Chev; Monza; 1980-1977 Chev; Nova; 1979-1977 Chev; Vega; 1977 GMC; Caballero; 1984-1977 Olds; Cutlass; 1984-1977 Olds; Cutlass Cruiser; 1981-1978 Olds; Omega; 1978-1977 Olds; Starfire; 1980-1977 Pont; Astre; 1977-1975	

Numerical Listing - Power Steering Repair Kits

8530 - Continued

Pont; Firebird; 1983-1982
 Pont; Grand Am; 1980-1978
 Pont; Grand Lemans; 1981-1977
 Pont; Grand Prix; 1981-1977
 Pont; Lemans; 1981-1977
 Pont; Phoenix; 1979-1977
 Pont; Sunbird; 1980-1977
 Pont; Ventura; 1977

8531

Ford; Bronco; 1979-1978
 Ford; Country Sedan; 1974
 Ford; Country Squire; 1974
 Ford; Custom 500; 1977-1974
 Ford; Elite; 1976-1975
 Ford; F Pickup; 1977-1973
 Ford; Galaxie 500; 1974
 Ford; Gran Torino; 1976-1972
 Ford; Ltd; 1977-1974
 Ford; Ltd II; 1977
 Ford; Ranch Wagon; 1974-1972
 Ford; Ranchero; 1977-1972
 Ford; Thunderbird; 1977-1973
 Ford; Torino; 1976-1972
 Linc; Continental; 1977-1972
 Linc; Mark IV; 1976-1972
 Linc; Mark V; 1977
 Merc; Colony Park; 1974-1973
 Merc; Cougar; 1977-1974
 Merc; Grand Marquis; 1977-1975
 Merc; Marquis; 1977-1973
 Merc; Montego; 1976-1972
 Merc; Monterey; 1974-1973
 Ford; E350; 1989
 Ford; F Super Duty; 1989-1988

8532

Ford; Bronco; 1979-1978
 Ford; Country Sedan; 1974
 Ford; Country Squire; 1974
 Ford; Custom 500; 1977-1974
 Ford; Elite; 1976-1975
 Ford; F Pickup; 1977-1973
 Ford; Galaxie 500; 1974
 Ford; Gran Torino; 1976-1972
 Ford; Ltd; 1977-1974
 Ford; Ltd II; 1977
 Ford; Ranch Wagon; 1974-1972
 Ford; Ranchero; 1977-1972
 Ford; Thunderbird; 1977-1973
 Ford; Torino; 1976-1972
 Linc; Continental; 1977-1972
 Linc; Mark IV; 1976-1972
 Linc; Mark V; 1977
 Merc; Colony Park; 1974-1973
 Merc; Cougar; 1977-1974
 Merc; Grand Marquis; 1977-1975
 Merc; Marquis; 1977-1973
 Merc; Montego; 1976-1972
 Merc; Monterey; 1974-1973
 Ford; E350; 1989
 Ford; F Super Duty; 1989-1988

8537

Chev; Beaumont; 1965-1964
 Chev; BelAir; 1964-1960
 Chev; Biscayne; 1964-1960
 Chev; C&K Pickup; 1968-1963
 Chev; Chevy II; 1967-1962
 Chev; Corvette; 1982-1962
 Chev; Impala; 1964-1960
 Chev; Suburban; 1968
 Chev; Suburban; 1966-1963
 GMC; C&K Pickup; 1968
 GMC; Suburban; 1968

8538

Chry; Cordoba; 1983-1975
 Chry; Fifth Ave.; 1989-1981

8538 - Continued

Chry; Imperial; 1975-1958
 Chry; Lebaron; 1981-1977
 Chry; Lebaron; 1967-1958
 Chry; New Yorker; 1982-1958
 Chry; Newport; 1981-1958
 Chry; Town & Country; 1981-1971
 Chry; Windsor; 1961-1958
 Chry; 300; 1971-1958
 Dodge; Aspen; 1980-1976
 Dodge; B Van; 1993-1971
 Dodge; CB Van; 1980-1972
 Dodge; Charger; 1978-1973
 Dodge; Coronet; 1976-1973
 Dodge; Coronet; 1959-1958
 Dodge; Custom 880; 1965-1963
 Dodge; Dart; 1976-1973
 Dodge; Diplomat; 1989-1977
 Dodge; Magnum; 1979-1978
 Dodge; MB Van; 1980-1972
 Dodge; Mirada; 1983-1980
 Dodge; Monaco; 1978-1965
 Dodge; Polara; 1973-1965
 Dodge; Polara; 1961-1960
 Dodge; Royal Monaco; 1977-1975
 Dodge; St. Regis; 1981-1979
 Ply; B Van; 1983-1974
 Ply; Barracuda; 1974-1973
 Ply; Belvedere; 1961-1958
 Ply; Caravelle; 1988-1989
 Ply; Duster; 1976-1973
 Ply; Fury; 1978-1965
 Ply; Fury; 1961-1959
 Ply; Gran Fury; 1989-1980
 Ply; Gran Fury; 1977-1973
 Ply; Savoy; 1961-1958
 Ply; Scamp; 1976-1973
 Ply; Valiant; 1976-1973
 Ply; Volare; 1980-1976

8539

Dodge; Charger; 1972-1966
 Dodge; Coronet; 1972-1965
 Dodge; Custom 880; 1962
 Dodge; Dart; 1972-1962
 Dodge; Lancer; 1962
 Dodge; Polara; 1964-1962
 Dodge; 330; 1964-1970
 Ply; Barracuda; 1972-1967
 Ply; Belvedere; 1970-1962
 Ply; Duster; 1972-1970
 Ply; Fury; 1964-1962
 Ply; Road Runner; 1972-1962
 Ply; Scamp; 1972-1962

8540

Ford; Bronco; 1979-1978
 Ford; Country Sedan; 1974
 Ford; Country Squire; 1974
 Ford; Custom 500; 1977-1974
 Ford; Elite; 1976-1975
 Ford; F Pickup; 1977-1973
 Ford; Galaxie 500; 1974
 Ford; Gran Torino; 1976-1972
 Ford; Ltd; 1977-1974
 Ford; Ltd II; 1977
 Ford; Ranch Wagon; 1974-1972
 Ford; Ranchero; 1977-1972
 Ford; Thunderbird; 1977-1973
 Ford; Torino; 1976-1972
 Linc; Continental; 1977-1972
 Linc; Mark IV; 1976-1972
 Linc; Mark V; 1977
 Merc; Colony Park; 1974-1973
 Merc; Cougar; 1977-1974
 Merc; Grand Marquis; 1977-1975
 Merc; Marquis; 1977-1973
 Merc; Montego; 1976-1972
 Merc; Monterey; 1974-1973
 Ford; E350; 1989
 Ford; F Super Duty; 1989-1988

8553

Chry; Cordoba; 1983-1975
 Chry; Fifth Ave.; 1989-1981
 Chry; Imperial; 1975-1958
 Chry; Lebaron; 1981-1977
 Chry; Lebaron; 1967-1958
 Chry; New Yorker; 1982-1958
 Chry; Newport; 1981-1958
 Chry; Town & Country; 1981-1971
 Chry; Windsor; 1961-1958
 Chry; 300; 1971-1958
 Dodge; Aspen; 1980-1976
 Dodge; B Van; 1993-1971
 Dodge; CB Van; 1980-1972
 Dodge; Challenger; 1974-1970
 Dodge; Charger; 1978-1966
 Dodge; Coronet; 1976-1965
 Dodge; Coronet; 1959-1958
 Dodge; Custom 880; 1965-1962
 Dodge; Dart; 1976-1962
 Dodge; Diplomat; 1989-1977
 Dodge; Lancer; 1962
 Dodge; Magnum; 1979-1978
 Dodge; MB Van; 1980-1972
 Dodge; Mirada; 1983-1980
 Dodge; Monaco; 1978-1965
 Dodge; Polara; 1973-1960
 Dodge; Royal Monaco; 1977-1975
 Dodge; St. Regis; 1981-1979
 Dodge; 330; 1964-1963
 Ply; B Van; 1983-1974
 Ply; Barracuda; 1974-1967
 Ply; Belvedere; 1970-1958
 Ply; Caravelle; 1988-1989
 Ply; Duster; 1976-1970
 Ply; Fury; 1978-1959
 Ply; Gran Fury; 1989-1980
 Ply; Gran Fury; 1977-1971
 Ply; Satellite; 1974-1958
 Ply; Scamp; 1976-1971
 Ply; Valiant; 1976-1962
 Ply; Volare; 1980-1976

8554

Asuna; GT; 1993
 Asuna; SE; 1993
 Buick; Century; 1991-1983
 Buick; Electra; 1990-1985
 Buick; Lesabre; 1991-1986
 Buick; Park Ave.; 1991
 Buick; Reatta; 1991-1988
 Buick; Regal; 1991-1988
 Buick; Riviera; 1991-1986
 Buick; Skyhawk; 1989-1984
 Buick; Skylark; 1991-1985
 Cad; Allante; 1993
 Cad; Allante; 1990-1985
 Cad; Deville; 1990-1985
 Cad; Eldorado; 1993
 Cad; Eldorado; 1990-1986
 Cad; Fleetwood; 1988-1985
 Cad; Seville; 1993
 Cad; Seville; 1990-1986
 Chev; Astro; 1990-1985
 Chev; Beretta; 1989-1983
 Chev; Cavalier; 1989-1985
 Chev; Celebrity; 1990-1987
 Chev; Celebrity; 1985-1983
 Chev; Corsica; 1989-1987
 Chev; Corvette; 1995-1990
 Chev; G Van; 1988-1985
 Chev; LLV (Postal Vehicle); 1993-1987
 Chev; Lumina APV; 1995-1990
 Chev; S Pickup; 1993-1983
 Chev; Spectrum; 1988-1985
 Chry; Concorde; 1994-1993
 Chry; Dynasty; 1993-1992
 Chry; Intrepid; 1994
 Chry; New Yorker; 1994-1992
 Dodge; Dakota; 1991
 Dodge; Dynasty; 1993-1992
 Dodge; Intrepid; 1994-1993

SYSTEM
PUMP &
GEAR
IDENT.

SYSTEM &
COM-
PONENT
IDENT.

PASS.
CARS

LIGHT
TRUCKS

MEDIUM/
HEAVY
TRUCKS

BUSES

HOSE
NUMER-
ICAL

REPAIR
KITS

KIT
NUMER-
ICAL

ILLUSTRATIONS

Numerical Listing - Power Steering Repair Kits

	8554 - Continued	8561 - Continued	8565	
SYSTEM PUMP & GEAR IDENT.	Eagle; Premier; 1989-1988 Eagle; Vision; 1994-1993 Ford; Bronco Compact; 1985 Ford; Ranger; 1987-1983 Geo; Spectrum; 1989 GMC; G Van; 1988-1985 GMC; Jimmy Compact; 1988-1985 GMC; S Pickup; 1990-1984 GMC; Safari; 1990-1985 GMC; Sonoma; 1993-1991 Isuzu; I-Mark; 1989-1985 Jeep; Cherokee; 1995-1987 Jeep; Comanche; 1992-1987 Jeep; Grand Cherokee; 1995-1993 Jeep; Wagoneer; 1990-1987 Jeep; Wrangler; 1995-1991 Jeep; YJ; 1995-1991 Merkur; Scorpio; 1989-1988 Olds; Aurora; 1995 Olds; Calais; 1987-1985 Olds; Cutlass Calais; 1991-1988 Olds; Cutlass Ciera; 1991-1983 Olds; Cutlass Cruiser; 1991 Olds; Cutlass Supreme; 1988 Olds; Delta 88; 1988-1986 Olds; Eighty Eight; 1991-1985 Olds; Ninety Eight; 1991-1985 Olds; Silhouette; 1994-1986 Pont; Bonneville; 1991-1986 Pont; Firebird; 1983 Pont; Grand Am; 1990-1985 Pont; Grand Prix; 1988 Pont; Lemans; 1993-1988 Pont; Sunbird; 1991-1985 Pont; Sunburst; 1988-1985 Pont; Tempest; 1989-1988 Pont; Trans Sport; 1995-1990 Pont; 6000; 1990-1987 Pont; 6000; 1985-1983 Renault; Alliance; 1987-1985 Renault; Fuego; 1985-1984 Renault; Sportwagon; 1986-1984 Saab; 900; 1993-1986 Saab; 9000; 1990-1986 VW; Cabriolet; 1993-1985 VW; Corrado; 1991-1990 VW; Golf; 1992-1985 VW; Jetta; 1992-1984 VW; Passat; 1993-1990 VW; Rabbit; 1984 VW; Scirocco; 1989-1984 Volvo; 240; 1990-1985 Volvo; 740; 1992-1985 Volvo; 760; 1990-1985 Volvo; 780; 1991-1989 Volvo; 940; 1995-1991	8561	Chev; Celebrity; 1985-1983 Chev; Corsica; 1989-1987 Chev; Corvette; 1995-1990 Chev; G Van; 1988-1985 Chev; LLV (Postal Vehicle); 1993-1987 Chev; Lumina APV; 1995-1990 Chev; S Pickup; 1993-1983 Chev; Spectrum; 1988-1985 Chry; Concorde; 1994-1993 Chry; Dynasty; 1993-1992 Chry; Intrepid; 1994 Chry; New Yorker; 1994-1992 Dodge; Dakota; 1991 Dodge; Dynasty; 1993-1992 Dodge; Intrepid; 1994-1993 Eagle; Premier; 1989-1988 Eagle; Vision; 1994-1993 Ford; Bronco Compact; 1985 Ford; Ranger; 1987-1983 Geo; Spectrum; 1989 GMC; G Van; 1988-1985 GMC; Jimmy Compact; 1988-1985 GMC; S Pickup; 1990-1984 GMC; Safari; 1990-1985 GMC; Sonoma; 1993-1991 Isuzu; I-Mark; 1989-1985 Jeep; Cherokee; 1995-1987 Jeep; Comanche; 1992-1987 Jeep; Grand Cherokee; 1995-1993 Jeep; Wagoneer; 1990-1987 Jeep; Wrangler; 1995-1991 Jeep; YJ; 1995-1991 Merkur; Scorpio; 1989-1988 Olds; Aurora; 1995 Olds; Calais; 1987-1985 Olds; Cutlass Calais; 1991-1988 Olds; Cutlass Ciera; 1991-1983 Olds; Cutlass Cruiser; 1991 Olds; Cutlass Supreme; 1988 Olds; Delta 88; 1988-1986 Olds; Eighty Eight; 1991-1985 Olds; Ninety Eight; 1991-1985 Olds; Silhouette; 1994-1986 Pont; Bonneville; 1991-1986 Pont; Firebird; 1983 Pont; Grand Am; 1990-1985 Pont; Grand Prix; 1988 Pont; Lemans; 1993-1988 Pont; Sunbird; 1991-1985 Pont; Sunburst; 1988-1985 Pont; Tempest; 1989-1988 Pont; Trans Sport; 1995-1990 Pont; 6000; 1990-1987 Pont; 6000; 1985-1983 Renault; Alliance; 1987-1985 Renault; Fuego; 1985-1984 Renault; Sportwagon; 1986-1984 Saab; 900; 1993-1986 Saab; 9000; 1990-1986 VW; Cabriolet; 1993-1985 VW; Corrado; 1991-1990 VW; Golf; 1992-1985 VW; Jetta; 1992-1984 VW; Passat; 1993-1990 VW; Rabbit; 1984 VW; Scirocco; 1989-1984 Volvo; 240; 1990-1985 Volvo; 740; 1992-1985 Volvo; 760; 1990-1985 Volvo; 780; 1991-1989 Volvo; 940; 1995-1991	8565
SYSTEM & COMPONENT IDENT.			Ford; Fairmont; 1983-1978 Ford; Granada; 1982-1981 Ford; Ltd; 1986-1983 Ford; Mustang; 1995-1975 Ford; Pinto; 1980-1975 Ford; Thunderbird; 1995-1991 Ford; Thunderbird; 1988-1980 Linc; Continental; 1987-1982 Linc; Mark VII; 1992-1984 Merc; Bobcat; 1980-1979 Merc; Cougar; 1995-1980 Merc; Marquis; 1986-1983 Merc; Zephyr; 1983-1978	
PASS. CARS			8568	
LIGHT TRUCKS			AmerMtrs; Pacer; 1980-1975	
MEDIUM/HEAVY TRUCKS			8570	
BUSES			Buick; Skylark; 1981-1980 Chev; Citation; 1981-1980 Dodge; Omni; 1982-1978 Dodge; Rampage; 1982 Olds; Omega; 1981-1980 Ply; Horizon; 1982-1978 Pont; Phoenix; 1981-1980	
HOSE NUMERICAL			8571	
REPAIR KITS			Buick; Century; 1995-1982 Buick; Electra; 1990-1985 Buick; Lesabre; 1995-1986 Buick; Park Ave.; 1995-1991 Buick; Reatta; 1991-1988 Buick; Regal; 1995-1988 Buick; Riviera; 1995 Buick; Riviera; 1993-1986 Buick; Skyhawk; 1989-1982 Buick; Skylark; 1995-1980 Buick; Somerset; 1987-1985 Cad; Allante; 1993-1985 Cad; Eldorado; 1993-1986 Cad; Fleetwood; 1993-1985 Cad; Seville; 1995-1986 Cad; Sixty Special; 1993 Chev; Beretta; 1995-1987 Chev; Camaro; 1995-1993 Chev; Cavalier; 1995-1982 Chev; Celebrity; 1990-1982 Chev; Chevette; 1987-1981 Chev; Citation; 1985-1980 Chev; Corsica; 1995-1987 Chev; Corvette; 1991-1990 Chev; Lumina APV; 1995-1990 Chev; Monte Carlo; 1995 Chry; Daytona; 1986-1984 Chry; E Class; 1984-1983 Chry; Executive; 1986-1983 Chry; Fifth Ave.; 1983 Chry; Laser; 1986-1984 Chry; Lebaron; 1988-1982 Chry; New Yorker; 1986-1983 Chry; Town & Country; 1986-1982 Dodge; Aries; 1987-1981 Dodge; Charger; 1987-1983 Dodge; Daytona; 1986-1984 Dodge; Expo; 1987-1985 Dodge; Omni; 1987-1978 Dodge; Rampage; 1984-1982 Dodge; 400; 1983-1982 Dodge; 600; 1986-1983 Olds; Calais; 1987-1985 Olds; Cutlass Calais; 1991-1988 Olds; Cutlass Ciera; 1995-1982 Olds; Cutlass Cruiser; 1994-1990 Olds; Cutlass Supreme; 1995-1985 Olds; Eighty Eight; 1995-1982 Olds; Ninety Eight; 1995-1992 Olds; Ninety Eight; 1990-1980 Olds; Silhouette; 1995-1990 Olds; Toronado; 1992-1986	
KIT NUMERICAL				
ILLUSTRATIONS				
		8562		
		Ford; Mustang II; 1977-1975 Ford; Pinto; 1977-1975 Merc; Bobcat; 1977-1975		
		8564		
		Ford; EXP; 1983-1981 Merc; LN7; 1983-1981		

Numerical Listing - Power Steering Repair Kits

8571 - Continued

Ply; Caravelle; 1986-1983
 Ply; Expo; 1987
 Ply; Horizon; 1987-1978
 Ply; Reliant; 1986-1981
 Pont; Acadian; 1987-1981
 Pont; Bonneville; 1995-1987
 Pont; Grand Am; 1995-1985
 Pont; Grand Prix; 1995-1988
 Pont; J2000; 1982
 Pont; Phoenix; 1984-1980
 Pont; Sunbird; 1994-1985
 Pont; Sunfire; 1995
 Pont; T1000; 1982-1981
 Pont; Tempest; 1991-1988
 Pont; Trans Sport; 1995-1990
 Pont; 1000; 1987-1983
 Pont; 2000; 1983-1984
 Pont; 6000; 1991-1982
 Saturn; S-Series; 1995-1991

8572

Buick; Century; 1995-1982
 Buick; Electra; 1990-1985
 Buick; Lesabre; 1995-1986
 Buick; Park Ave.; 1995-1991
 Buick; Reatta; 1991-1988
 Buick; Regal; 1995-1988
 Buick; Riviera; 1995
 Buick; Riviera; 1993-1986
 Buick; Skyhawk; 1989-1982
 Buick; Skylark; 1995-1980
 Buick; Somerset; 1987-1985
 Cad; Allante; 1993-1985
 Cad; Eldorado; 1993-1986
 Cad; Fleetwood; 1993-1985
 Cad; Seville; 1995-1986
 Cad; Sixty Special; 1993
 Chev; Beretta; 1995-1987
 Chev; Camaro; 1995-1993
 Chev; Cavalier; 1995-1982
 Chev; Celebrity; 1990-1982
 Chev; Chevette; 1987-1981
 Chev; Citation; 1985-1980
 Chev; Corsica; 1995-1987
 Chev; Corvette; 1991-1990
 Chev; Lumina APV; 1995-1990
 Chev; Monte Carlo; 1995
 Chry; Daytona; 1986-1984
 Chry; E Class; 1984-1983
 Chry; Executive; 1986-1983
 Chry; Fifth Ave.; 1983
 Chry; Laser; 1986-1984
 Chry; Lebaron; 1988-1982
 Chry; New Yorker; 1986-1983
 Chry; Town & Country; 1986-1982
 Dodge; Aries; 1987-1981
 Dodge; Charger; 1987-1983
 Dodge; Daytona; 1986-1984
 Dodge; Expo; 1987-1985
 Dodge; Omni; 1987-1985
 Dodge; Omni; 1987-1978
 Dodge; Rampage; 1984-1982
 Dodge; 400; 1983-1982
 Dodge; 600; 1986-1983
 Olds; Calais; 1987-1985
 Olds; Cutlass Calais; 1991-1988
 Olds; Cutlass Ciera; 1995-1982
 Olds; Cutlass Cruiser; 1994-1990
 Olds; Cutlass Supreme; 1995-1988
 Olds; Delta 88; 1988-1985
 Olds; Eighty Eight; 1995-1982
 Olds; Ninety Eight; 1995-1992
 Olds; Ninety Eight; 1990-1980
 Olds; Silhouette; 1995-1990
 Olds; Toronado; 1992-1986
 Ply; Caravelle; 1986-1983
 Ply; Expo; 1987
 Ply; Horizon; 1987-1978
 Ply; Reliant; 1986-1981
 Pont; Acadian; 1987-1981
 Pont; Bonneville; 1995-1987
 Pont; Grand Am; 1995-1985

8572 - Continued

Pont; Grand Prix; 1995-1988
 Pont; J2000; 1982
 Pont; Phoenix; 1984-1980
 Pont; Sunbird; 1994-1985
 Pont; Sunfire; 1995
 Pont; T1000; 1982-1981
 Pont; Tempest; 1991-1988
 Pont; Trans Sport; 1995-1990
 Pont; 1000; 1987-1983
 Pont; 2000; 1983-1984
 Pont; 6000; 1991-1982
 Saturn; S-Series; 1995-1991

8576

Chry; Cordoba; 1983-1982
 Chry; Daytona; 1986-1984
 Chry; E Class; 1984-1983
 Chry; Executive; 1986-1983
 Chry; Fifth Ave.; 1983
 Chry; Laser; 1986-1984
 Chry; Lebaron; 1988-1982
 Chry; New Yorker; 1986-1983
 Chry; Town & Country; 1986-1982
 Dodge; Aries; 1987-1981
 Dodge; Charger; 1987-1983
 Dodge; Daytona; 1986-1984
 Dodge; Expo; 1987-1985
 Dodge; Omni; 1987-1983
 Dodge; Shadow; 1988-1987
 Dodge; 400; 1983-1982
 Dodge; 600; 1986-1983
 Ply; Caravelle; 1986-1983
 Ply; Expo; 1987
 Ply; Horizon; 1987-1983
 Ply; Reliant; 1986-1981

8579

Chry; Cirrus; 1995
 Chry; Daytona; 1993-1987
 Chry; Dynasty; 1993-1988
 Chry; E Class; 1984-1983
 Chry; Executive; 1986-1983
 Chry; Fifth Ave.; 1983
 Chry; Imperial; 1993-1990
 Chry; Lebaron; 1995-1983
 Chry; Town & Country; 1988-1982
 Chry; Town & Country Van; 1995-1990
 Dodge; Aries; 1987-1981
 Dodge; Aries America; 1989-1988
 Dodge; Caravan; 1995-1987
 Dodge; Daytona; 1993-1987
 Dodge; Dynasty; 1993-1988
 Dodge; Grand Caravan; 1995-1987
 Dodge; Lancer; 1989-1984
 Dodge; Omni; 1990-1988
 Dodge; Shadow; 1994-1987
 Dodge; Spirit; 1995-1989
 Dodge; Stratus; 1995
 Dodge; 400; 1983-1982
 Dodge; 600; 1988-1983
 Ply; Acclaim; 1994-1983
 Ply; Expo; 1989-1988
 Ply; Grand Voyager; 1995-1987
 Ply; Horizon; 1990-1981
 Ply; Sundance; 1994-1987
 Ply; Voyager; 1995-1984

8580

Buick; Century; 1993-1982
 Buick; Electra; 1990-1985
 Buick; Lesabre; 1991-1986
 Buick; Park Ave.; 1991
 Buick; Reatta; 1991-1988
 Buick; Regal; 1993-1988
 Buick; Riviera; 1993-1986
 Buick; Skylark; 1984-1982
 Cad; Allante; 1992-1987
 Cad; Deville; 1993-1985
 Cad; Eldorado; 1992-1986

8580 - Continued

Cad; Fleetwood; 1993-1985
 Cad; Seville; 1992-1986
 Chev; Celebrity; 1990-1982
 Chev; Citation; 1985-1982
 Chev; Lumina; 1995-1990
 Olds; Custom Cruiser; 1992-1986
 Olds; Cutlass Ciera; 1993-1990
 Olds; Cutlass Supreme; 1993-1988
 Olds; Delta 88; 1988-1985
 Olds; Eighty Eight; 1992-1989
 Olds; Ninety Eight; 1991-1982
 Olds; Toronado; 1992-1986
 Pont; Bonneville; 1991-1987
 Pont; Grand Prix; 1991-1988
 Pont; Phoenix; 1984-1982
 Pont; 6000; 1991-1982

8581

Buick; Skyhawk; 1984-1982
 Cad; Cimarron; 1984-1982
 Chev; Cavalier; 1984-1982
 Olds; Firenza; 1984-1982
 Pont; J2000; 1982
 Pont; Sunbird; 1986-1985
 Pont; 2000; 1983-1984

8582

Buick; Skyhawk; 1986-1982
 Buick; Skylark; 1986-1985
 Cad; Cimarron; 1986-1982
 Chev; Cavalier; 1986-1982
 Olds; Calais; 1986-1982
 Pont; Grand Am; 1986-1985
 Pont; J2000; 1982
 Pont; Sunbird; 1986-1985
 Pont; 2000; 1983-1984

8584

Chev; Chevette; 1987-1984
 Pont; Acadian; 1987-1984
 Pont; 1000; 1987-1984

8585

Ford; EXP; 1983-1981
 Merc; LN7; 1983-1981

8588

Ford; Aerostar; 1995-1986
 Ford; Fairmont; 1983-1978
 Ford; Granada; 1982-1981
 Ford; Ltd; 1986-1983
 Ford; Mustang; 1992-1979
 Ford; Taurus; 1995-1986
 Ford; Thunderbird; 1995-1980
 Linc; Continental; 1995-1982
 Linc; Mark VII; 1992-1984
 Merc; Capri; 1986-1979
 Merc; Cougar; 1995-1980
 Merc; Marquis; 1986-1983
 Merc; Sable; 1995-1986
 Merc; Tracer; 1995-1991
 Merc; Zephyr; 1983-1978

8589

Ford; Fairmont; 1983-1978
 Ford; Granada; 1982-1981
 Ford; Ltd; 1986-1983
 Ford; Mustang; 1995-1979
 Ford; Thunderbird; 1988-1980
 Linc; Continental; 1987-1982
 Linc; Mark VII; 1988-1984
 Merc; Capri; 1986-1979
 Merc; Cougar; 1988-1980
 Merc; Marquis; 1986-1983
 Merc; Zephyr; 1983-1978

**SYSTEM
PUMP &
GEAR
IDENT.**

**SYSTEM &
COM-
PONENT
IDENT.**

**PASS.
CARS**

**LIGHT
TRUCKS**

**MEDIUM/
HEAVY
TRUCKS**

BUSES

**HOSE
NUMER-
ICAL**

**REPAIR
KITS**

**KIT
NUMER-
ICAL**

ILLUSTRATIONS

Numerical Listing - Power Steering Repair Kits

	8591	8603 - Continued	8624 - Continued
SYSTEM PUMP & GEAR IDENT.	Ford; Fairmont; 1982-1981 Ford; Fairmont; 1979-1978 Ford; Mustang; 1987-1977 Ford; Pinto; 1980-1977 Merc; Bobcat; 1980-1977 Merc; Capri; 1982-1979 Merc; Zephyr; 1983-1981 Merc; Zephyr; 1978	Ply; Colt; 1979-1978	Cad; Seville; 1993-1991 Cad; Sixty Special; 1993 Chev; Beretta; 1995-1987 Chev; Camaro; 1995 Chev; Cavalier; 1995-1990 Chev; Celebrity; 1990-1988 Chev; Corsica; 1995-1987 Chev; LLV (Postal Vehicle); 1995-1990 Chev; Lumina APV; 1995-1992 Chev; Monte Carlo; 1995 Chev; S Pickup; 1995-1994 Chry; Concorde; 1995 Chry; Intrepid; 1995 Chry; LHS; 1995 Chry; New Yorker; 1995 Dodge; Intrepid; 1995 Eagle; Vision; 1995 GMC; Sonoma; 1995-1994 Olds; Achieva; 1995-1989 Olds; Cutlass Ciera; 1995-1991 Olds; Cutlass Ciera; 1989-1988 Olds; Cutlass Cruiser; 1994-1990 Olds; Cutlass Supreme; 1995-1989 Olds; Eighty Eight; 1995-1992 Olds; Ninety Eight; 1995-1991 Olds; Silhouette; 1995-1992 Olds; Toronado; 1992 Pont; Bonneville; 1995-1992 Pont; Firebird; 1995-1993 Pont; Grand Am; 1995-1989 Pont; Grand Prix; 1995-1989 Pont; Sunbird; 1994-1991 Pont; Sunfire; 1995 Pont; Tempest; 1991-1988 Pont; Trans Sport; 1995-1992 Pont; 6000; 1991-1987 Saturn; S-Series; 1995-1991
SYSTEM & COMPONENT IDENT.	8592	8604	
	Ford; Fairmont; 1982-1981 Ford; Fairmont; 1979-1978 Ford; Mustang; 1987-1975 Ford; Pinto; 1980-1975 Merc; Bobcat; 1980-1975 Merc; Zephyr; 1983-1981 Merc; Zephyr; 1978	Niss; Maxima; 1983-1981 Niss; 200SX; 1983-1977 Niss; 280ZX; 1983-1979 Niss; 310; 1982-1979	
PASS. CARS	8594	8608	
	Ford; Mustang II; 1977-1974 Ford; Pinto; 1977-1975 Merc; Bobcat; 1977-1975	Chev; Corvette; 1987-1984	
LIGHT TRUCKS	8595	8609	
	Ford; Mustang II; 1977-1975 Ford; Pinto; 1977-1975 Merc; Bobcat; 1977-1975	Chev; Chevette; 1983-1981 Pont; Acadian; 1983-1981 Pont; 1000; 1983	
MEDIUM/HEAVY TRUCKS	8597	8610	
	Toy.; Celica; 1981-1977 Toy.; Corona; 1980-1978 Toy.; Cressida; 1982-1978 Toy.; Crown; 1972-1971 Toy.; Land Cruiser; 1987-1979 Toy.; Mark II; 1976-1972	Chry; Cirrus; 1995 Chry; Daytona; 1993-1987 Chry; Dynasty; 1993-1988 Chry; Imperial; 1993-1990 Chry; Lebaron; 1995-1984 Chry; New Yorker; 1992-1990 Chry; New Yorker; 1988-1987 Chry; TC Maserati; 1991-1986 Chry; Town & Country Van; 1995-1990 Dodge; Aries; 1987-1984 Dodge; Aries America; 1989-1988 Dodge; Caravan; 1995-1987 Dodge; Daytona; 1993-1987 Dodge; Dynasty; 1993-1988 Dodge; Grand Caravan; 1995-1987 Dodge; Lancer; 1989-1995 Dodge; Omni; 1990-1988 Dodge; Shadow; 1994-1987 Dodge; Spirit; 1995-1989 Dodge; Stratus; 1995 Dodge; 600; 1988-1983 Ply; Acclaim; 1994-1983 Ply; Expo; 1989-1988 Ply; Grand Voyager; 1995-1987 Ply; Horizon; 1990-1984 Ply; Sundance; 1994-1987 Ply; Voyager; 1995-1984	
BUSES	8598	8611	
	Toy.; Celica; 1985-1979 Toy.; Corona; 1982-1980 Toy.; Cressida; 1984-1979 Toy.; Van; 1989-1984	Ford; Taurus; 1995-1986 Merc; Sable; 1995-1986	Chev; Astro; 1995-1994 Chev; Blazer Full Size; 1994-1992 Chev; C&K Pickup; 1995-1988 Chev; Camaro; 1992-1987 Chev; Caprice; 1995-1991 Chev; Impala SS; 1995-1992 Chev; Tahoe; 1995 GMC; C&K Pickup; 1995-1988 GMC; Jimmy; 1995-1992 GMC; Yukon; 1995-1992 Olds; Bravada; 1994 Pont; Firebird; 1992-1987
HOSE NUMERICAL	8599	8612	
	Dodge; Challenger; 1983-1979 Dodge; Colt; 1983-1982 Dodge; Colt; 1980-1979 Dodge; D50 Pickup; 1979 Dodge; Ram 50 Pickup; 1983 Mits; Pickup; 1983 Mits; Starion; 1983 Ply; Arrow Pickup; 1979 Ply; Colt; 1983-1979 Ply; Sapporo; 1983-1979	Ford; Escort; 1990-1984 Ford; EXP; 1986-1984 Ford; Tempo; 1989-1984 Merc; Lynx; 1987-1984 Merc; Topaz; 1992 Merc; Topaz; 1989-1984	Chev; Corvette; 1995-1985
REPAIR KITS	8600	8621	
	Niss; Maxima; 1984-1981 Niss; 280ZX; 1978 Niss; 810; 1981 Niss; 810; 1978-1977	Ford; Aerostar; 1995-1986 Ford; Thunderbird; 1995-1989 Linc; Mark VII; 1992-1989 Merc; Cougar; 1995-1989	Ford; Escort; 1990-1987 Ford; EXP; 1988-1987 Ford; Tempo; 1994-1987 Merc; Lynx; 1987 Merc; Topaz; 1994-1987
KIT NUMERICAL	8601	8622	
	Acura; Integra; 1993-1986 Honda; Accord; 1985-1982 Honda; Prelude; 1991-1988 Honda; Prelude; 1984-1982		Chev; Corvette; 1995-1985
ILLUSTRATIONS	8602	8623	
	Honda; Accord; 1981-1978 Honda; Prelude; 1981-1979	Ford; Escort; 1990-1987 Ford; EXP; 1988-1987 Ford; Tempo; 1994-1987 Merc; Lynx; 1987 Merc; Topaz; 1994-1987	
	8603	8630	
	Dodge; Challenger; 1979-1978 Mazda; Cosmo; 1978-1976 Mazda; RX-4; 1978-1974	Buick; Century; 1995-1988 Buick; Lesabre; 1995-1991 Buick; Park Ave.; 1995-1991 Buick; Regal; 1995-1990 Buick; Riviera; 1995 Buick; Riviera; 1993-1992 Buick; Skylark; 1995-1989 Cad; Allante; 1992-1991 Cad; Deville; 1995-1991 Cad; Eldorado; 1993-1991 Cad; Fleetwood; 1993-1989	Buick; Century; 1982 Buick; Regal; 1985-1982 Buick; Roadmaster; 1995-1994 Buick; Skyhawk; 1986-1982 Cad; Cimarron; 1984-1982 Cad; Eldorado; 1985-1982 Cad; Fleetwood; 1995-1994 Cad; Fleetwood; 1985-1982 Cad; Seville; 1985-1982 Chev; Camaro; 1982 Chev; Caprice; 1995-1994 Chev; Cavalier; 1984-1982 Chev; Celebrity; 1982 Chev; Chevette; 1987-1981 Chev; El Camino; 1984-1983 Chev; Impala SS; 1995-1982

Numerical Listing - Power Steering Repair Kits

8630 - Continued	8632 - Continued	8645
Chev; Monte Carlo; 1984-1982 Dodge; D50 Pickup; 1980-1979 Dodge; Monaco; 1992-1990 Dodge; Ram 50 Pickup; 1986-1981 Eagle; Medallion; 1989-1988 Eagle; Premier; 1992-1988 GMC; Caballero; 1984-1983 Isuzu; Pickup; 1987-1983 Isuzu; Trooper II; 1987-1984 Jaguar; Vanden Plas; 1994-1988 Jaguar; XJ6; 1994-1988 Jeep; Cherokee; 1987-1985 Jeep; Comanche; 1987-1985 Mits; Pickup; 1986-1983 Olds; Cutlass; 1984-1982 Olds; Cutlass Ciera; 1982 Olds; Firenza; 1986-1982 Ply; Arrow Pickup; 1982-1979 Pont; Acadian; 1987-1982 Pont; J2000; 1982 Pont; Sunbird; 1986-1985 Pont; T1000; 1982-1981 Pont; 2000; 1983-1984 Pont; 6000; 1982 Renault; Alliance; 1987-1983 Renault; Encore; 1986-1984	Dodge; Spirit; 1991 Dodge; Spirit; 1989 Ply; Acclaim; 1989	Acura; Legend; 1990-1986 Honda; Civic; 1991-1988 Honda; Prelude; 1991-1988
	8633	8646
	Buick; Regal; 1987-1986 Chev; Corvette; 1995-1984 Pont; Firebird; 1989	Chev; Nova; 1988-1985 Geo; Prizm; 1992-1989 Toy.; Corolla; 1995-1988
	8634	8647
	Ford; Contour; 1995 Ford; Crown Victoria; 1995-1992 Ford; Thunderbird; 1995-1994 Linc; Continental; 1995 Linc; Mark VIII; 1995-1993 Linc; Town Car; 1995-1991 Merc; Cougar; 1995-1992 Merc; Mystique; 1995	Ford; Probe; 1992-1989 Mazda; MX-6; 1992-1988 Mazda; 626; 1992-1988
	8635	8648
	Ford; Contour; 1995 Ford; Crown Victoria; 1995-1992 Ford; Thunderbird; 1995-1994 Linc; Continental; 1995 Linc; Mark VIII; 1995-1993 Linc; Town Car; 1995-1991 Merc; Cougar; 1995-1992 Merc; Mystique; 1995	Chev; Spectrum; 1988-1985 Geo; Spectrum; 1989 Isuzu; I-Mark; 1989-1985 Isuzu; Impulse; 1989-1984
	8636	8649
	Acura; Legend; 1990-1986 Honda; Accord; 1989-1985	Honda; Accord; 1985-1982 Honda; Prelude; 1987-1983
	8637	8650
	Acura; Vigor; 1994-1992 Honda; Accord; 1993-1990	Honda; Accord; 1981-1978 Honda; Prelude; 1982-1979
	8638	8651
	Honda; Civic; 1991-1988	Honda; Prelude; 1991-1988
	8639	8652
	Honda; Civic; 1987-1984	Honda; Accord; 1993-1990
	8640	8653
	Niss; Pulsar NX; 1986-1983 Niss; Sentra; 1985-1982 Niss; Stanza; 1985-1982	Mazda; 626; 1987-1983
	8641	8654
	Chev; Nova; 1988-1985 Geo; Prizm; 1992-1989 Lexus; ES250; 1991-1990 Toy.; Camry; 1991-1984 Toy.; Celica; 1993-1986 Toy.; Corolla; 1992-1984 Toy.; Pickup; 1991-1988 Toy.; Tercel; 1990-1987 Toy.; 4 Runner; 1991-1989	Dodge; Colt; 1987-1985 Mits; Cordia; 1988-1983 Mits; Tredia; 1988-1983 Ply; Colt; 1987-1984
	8642	8655
	Toy.; Cressida; 1988-1984	Dodge; 2000 GTX; 1990-1989 Eagle; Talon; 1991 Eagle; 2000 GTX; 1993-1991 Mits; Eclipse; 1990 Mits; Galant; 1993-1988 Ply; Laser; 1991-1990
	8643	8656
	Toy.; Camry; 1986-1983 Toy.; Tercel; 1988-1982	Dodge; 2000 GTX; 1989 Eagle; 2000 GTX; 1993-1990 Mits; Galant; 1992-1989
	8644	8657
	Acura; Integra; 1989-1986 Honda; Accord; 1989-1984	Mits; Galant; 1985
		8658
		Mits; Galant; 1992-1991
		8659
		Mits; Galant; 1987-1986 Mits; Sigma; 1989
		8660
		Dodge; Colt; 1987-1985 Mits; Mirage; 1985 Ply; Colt; 1987-1985

**SYSTEM
PUMP &
GEAR
IDENT.**

**SYSTEM &
COM-
PONENT
IDENT.**

**PASS.
CARS**

**LIGHT
TRUCKS**

**MEDIUM/
HEAVY
TRUCKS**

BUSES

**HOSE
NUMER-
ICAL**

**REPAIR
KITS**

**KIT
NUMER-
ICAL**

**ILLUST-
RATIONS**

Numerical Listing - Power Steering Repair Kits

SYSTEM PUMP & GEAR IDENT.	8661	Hyundai; Sonata; 1991-1989 Mits; Sigma; 1990-1989	8678
	8662	Dodge; Colt; 1992-1988 Eagle; Summit; 1992-1989 Eagle; Vista; 1992-1989 Hyundai; Elantra; 1992 Hyundai; Excel; 1994-1986 Hyundai; Scoupe; 1995-1991 Hyundai; Sonata; 1993-1992 Mits; Mirage; 1992-1988 Mits; Precis; 1993-1987 Ply; Colt; 1992-1988	8679
SYSTEM & COMPONENT IDENT.	8663	Niss; Stanza; 1989-1986 Niss; 200SX; 1988-1987	8680
	8664	Niss; Maxima; 1986-1985	8681
PASS. CARS	8665	Niss; Maxima; 1984-1981 Niss; 810; 1981	8682
	8666	BMW; 318i; 1985-1984	8683
LIGHT TRUCKS	8667	Niss; Pulsar NX; 1990-1986 Niss; Sentra; 1990-1986	8684
	8668	Niss; Pulsar NX; 1985 Niss; Sentra; 1985-1984	8685
MEDIUM/HEAVY TRUCKS	8669	Niss; Pulsar NX; 1984-1983 Niss; Sentra; 1983-1982 Niss; Stanza; 1988-1982	8686
	8670	Niss; 200SX; 1986-1984	8687
BUSES	8671	Niss; 280ZX; 1983-1981	8688
	8672	Niss; 300ZX; 1986-1984	8689
HOSE NUMERICAL	8673	Subaru; DL; 1989-1987 Subaru; GL; 1989-1987 Subaru; GL-10; 1989-1987 Subaru; Loyale; 1994-1990 Subaru; Standard; 1987	8690
	8674	Subaru; DL; 1986-1985	8691
REPAIR KITS	8675	Subaru; DL; 1986-1985	8692
	8676	Toy.; Camry; 1991-1986 Toy.; Celica; 1989-1988	8693
KIT NUMERICAL	8677	Toy.; Camry; 1986-1983	8694
	8678	Toy.; Celica; 1993-1986	8695
ILLUSTRATIONS	8679	Toy.; Celica; 1985-1981	8696
	8680	Geo; Prizm; 1995-1993 Toy.; Corolla; 1995-1993 Toy.; Corolla; 1991-1988	8697
	8681	Toy.; Corolla; 1987-1984 Toy.; Tercel; 1988-1982	8698
	8682	Toy.; Corolla; 1985-1984	8700
	8683	Toy.; Corolla; 1987-1985	Chev; A60; 1965 Chev; A80; 1965 Chev; C40; 1972-1967 Chev; C40; 1962-1960 Chev; C50; 1990-1960 Chev; C60; 1990-1960 Chev; C70; 1990-1979 Chev; C70; 1965-1960 Chev; C80; 1965-1960 Chev; CD50; 1970-1967 Chev; CD60; 1970-1967 Chev; CE40; 1972-1967 Chev; CE40; 1962-1960 Chev; CE50; 1972-1960 Chev; CE60; 1975 Chev; CE60; 1972-1960 Chev; CG50; 1969-1967 Chev; CG60; 1969-1967 Chev; CM60; 1972-1970 Chev; CS50; 1972-1967 Chev; CS60; 1972-1962 Chev; D60; 1966-1962 Chev; E80; 1965-1962 Chev; ETG70; 1969-1966 Chev; H70; 1978-1973 Chev; H80; 1978-1973 Chev; HG70; 1969-1966 Chev; HJ70; 1971-1966 Chev; HM70; 1972-1966 Chev; HM80; 1972-1966 Chev; HV70; 1972-1966 Chev; J70; 1978-1973 Chev; J80; 1978-1973 Chev; JG70; 1969-1966 Chev; JJ70; 1971-1966 Chev; JM70; 1972-1966 Chev; JM80; 1972-1966 Chev; JV70; 1972-1966 Chev; JV80; 1972-1966 Chev; Kodiak C5500; 1993-1991 Chev; Kodiak C6500; 1993-1991 Chev; Kodiak C7500; 1993-1991 Chev; L50; 1966-1960 Chev; L60; 1966-1960 Chev; M65; 1978-1973 Chev; M70; 1965-1960 Chev; M80; 1965-1960 Chev; M90; 1976 Chev; MB60; 1969-1965 Chev; P30; 1972 Chev; P40; 1972-1966 Chev; P50; 1972-1966 Chev; PS40; 1972-1964 Chev; Q50; 1966-1965 Chev; Q80; 1965 Chev; T40; 1972-1963 Chev; T60; 1978-1962 Chev; T65; 1978-1974 Chev; T70; 1974-1973 Chev; T70; 1965-1960 Chev; T80; 1965-1960

Numerical Listing - Power Steering Repair Kits

8700 - Continued	8700 - Continued	8701 - Continued	
<p>Chev; TD50; 1969-1967 Chev; TD60; 1969-1967 Chev; TE50; 1972-1963 Chev; TE60; 1972-1970 Chev; TE60; 1966-1963 Chev; TE65; 1972-1966 Chev; TG50; 1972-1967 Chev; TG60; 1972-1967 Chev; TG70; 1969-1966 Chev; TJ70; 1968-1966 Chev; TM65; 1972-1970 Chev; TM70; 1972-1966 Chev; TM80; 1972-1966 Chev; TV70; 1972-1966 Chev; U80; 1966-1962 Chev; V60; 1966-1965 Chev; V80; 1965 Chev; W7; 1980 Chev; W70; 1974-1962 Chev; WM80; 1972-1966 Chev; Y80; 1966-1962 GMC; C5000; 1989-1979 GMC; C6000; 1989-1980 GMC; C6000; 1978-1979 GMC; C M & S 6000; 1976 GMC; C M & S 6500; 1976 GMC; C M & S 7000; 1976 GMC; CD6500; 1977 GMC; CE4500; 1972-1967 GMC; CE4500; 1962-1960 GMC; CE5000; 1977-1960 GMC; CE5500; 1972-1960 GMC; CE6500; 1977-1970 GMC; CG6000; 1975-1973 GMC; CM5500; 1975-1970 GMC; CM6500; 1975-1970 GMC; CS4500; 1977-1967 GMC; CS5000; 1977-1967 GMC; CS5500; 1977-1963 GMC; CS6000; 1977-1966 GMC; D4000; 1966 GMC; DB4000; 1966 GMC; DBH5000; 1966 GMC; DH5000; 1966 GMC; DS4000; 1966 GMC; DW5000; 1966-1967 GMC; EG5500; 1969-1967 GMC; EG6500; 1969-1967 GMC; EM4500; 1969-1967 GMC; EM5500; 1969-1967 GMC; EM6500; 1969-1967 GMC; ES4500; 1977-1974 GMC; H8500; 1978-1974 GMC; HG7500; 1969-1966 GMC; HJ7500; 1971-1966 GMC; HM5500; 1968-1966 GMC; HM7500; 1974-1966 GMC; HM8500; 1974-1976 GMC; J7500; 1978-1974 GMC; J8500; 1978-1974 GMC; JG7500; 1969-1966 GMC; JJ7500; 1971-1966 GMC; JM7500; 1974-1966 GMC; JM8500; 1974-1976 GMC; M6500; 1978-1970 GMC; PS4500; 1974-1964 GMC; T6000; 1978-1963 GMC; T6500; 1978-1963 GMC; TE6500; 1977-1966 GMC; TG5500; 1975-1967 GMC; TG6000; 1975-1967 GMC; TG6500; 1974-1966 GMC; TJ7500; 1968-1966 GMC; TM5500; 1974-1970 GMC; TM6000; 1974-1970 GMC; TM6500; 1974-1970 GMC; TM7500; 1974-1966 GMC; TM8500; 1972-1966 GMC; Topkick; 1979-1990 GMC; Topkick C6500; 1990 GMC; Topkick C7500; 1990 GMC; Topkick C8500; 1990</p>	<p>GMC; TS5500; 1972-1963 GMC; TV7500; 1977-1966 GMC; W6; 1980 GMC; W7; 1980 GMC; WM7500; 1974-1966 GMC; WM8500; 1972-1966 Chev; B7; 1995-1993 Chev; B7; 1991-1990 Chev; B7; 1978-1977 Chev; B60 B6P; 1995-1977</p> <p style="text-align: center;">8701</p> <p>Chev; P Van; 1995-1992 GMC; P Van; 1995-1992 Chev; A60; 1965 Chev; A80; 1965 Chev; C40; 1972-1967 Chev; C40; 1962-1960 Chev; C50; 1990-1960 Chev; C60; 1990-1960 Chev; C70; 1990-1979 Chev; C70; 1965-1960 Chev; C80; 1965-1960 Chev; CD50; 1970-1967 Chev; CD60; 1970-1967 Chev; CE40; 1972-1967 Chev; CE40; 1962-1960 Chev; CE50; 1972-1960 Chev; CE60; 1975 Chev; CE60; 1972-1960 Chev; CG50; 1969-1967 Chev; CG60; 1969-1967 Chev; CM60; 1972-1970 Chev; CS50; 1972-1967 Chev; CS60; 1972-1962 Chev; D60; 1966-1962 Chev; E80; 1965-1962 Chev; ETG70; 1969-1966 Chev; H70; 1978-1973 Chev; H80; 1978-1973 Chev; HG70; 1969-1966 Chev; HJ70; 1971-1966 Chev; HM70; 1972-1966 Chev; HM80; 1972-1966 Chev; HV70; 1972-1966 Chev; J70; 1978-1973 Chev; J80; 1978-1973 Chev; JG70; 1969-1966 Chev; JJ70; 1971-1966 Chev; JM70; 1972-1966 Chev; JM80; 1972-1966 Chev; JV70; 1972-1966 Chev; JV80; 1972-1966 Chev; Kodiak C5500; 1993-1991 Chev; Kodiak C6500; 1993-1991 Chev; Kodiak C7500; 1993-1991 Chev; L50; 1966-1960 Chev; L60; 1966-1960 Chev; M65; 1978-1973 Chev; M70; 1965-1960 Chev; M80; 1965-1960 Chev; M90; 1976 Chev; MB60; 1969-1965 Chev; P40; 1972-1966 Chev; P50; 1972-1966 Chev; PS40; 1972-1964 Chev; Q50; 1966-1965 Chev; Q80; 1965 Chev; T40; 1972-1963 Chev; T60; 1978-1962 Chev; T65; 1978-1974 Chev; T70; 1974-1973 Chev; T70; 1965-1960 Chev; T80; 1965-1960 Chev; TD50; 1969-1967 Chev; TD60; 1969-1967 Chev; TE50; 1972-1963 Chev; TE60; 1972-1970 Chev; TE60; 1966-1963 Chev; TE65; 1972-1966 Chev; TG50; 1972-1967</p>	<p>Chev; TG60; 1972-1967 Chev; TG70; 1969-1966 Chev; TJ70; 1968-1966 Chev; TM65; 1972-1970 Chev; TM70; 1972-1966 Chev; TM80; 1972-1966 Chev; TV70; 1972-1966 Chev; U80; 1966-1962 Chev; V60; 1966-1965 Chev; V80; 1965 Chev; W7; 1980 Chev; W70; 1974-1962 Chev; WM80; 1972-1966 Chev; Y80; 1966-1962 GMC; C5000; 1989-1979 GMC; C6000; 1989-1980 GMC; C6000; 1978-1979 GMC; C M & S 6000; 1976 GMC; C M & S 6500; 1976 GMC; C M & S 7000; 1976 GMC; CD6500; 1977 GMC; CE4500; 1972-1967 GMC; CE4500; 1962-1960 GMC; CE5000; 1977-1960 GMC; CE5500; 1972-1960 GMC; CE6500; 1977-1960 GMC; CG6000; 1975-1973 GMC; CM5500; 1975-1970 GMC; CM6500; 1975-1970 GMC; CS4500; 1977-1967 GMC; CS5000; 1977-1967 GMC; CS5500; 1977-1963 GMC; CS6000; 1977-1966 GMC; D4000; 1966 GMC; DB4000; 1966 GMC; DBH5000; 1966 GMC; DH5000; 1966 GMC; DS4000; 1966 GMC; DW5000; 1966-1967 GMC; EG5500; 1969-1967 GMC; EG6500; 1969-1967 GMC; EM4500; 1969-1967 GMC; EM5500; 1969-1967 GMC; EM6500; 1969-1967 GMC; ES4500; 1977-1974 GMC; H8500; 1978-1974 GMC; HG7500; 1969-1966 GMC; HJ7500; 1971-1966 GMC; HM5500; 1968-1966 GMC; HM7500; 1974-1966 GMC; HM8500; 1974-1976 GMC; J7500; 1978-1974 GMC; J8500; 1978-1974 GMC; JG7500; 1969-1966 GMC; JJ7500; 1971-1966 GMC; JM7500; 1974-1966 GMC; JM8500; 1974-1976 GMC; M6500; 1978-1970 GMC; PS4500; 1974-1964 GMC; T6000; 1978-1963 GMC; T6500; 1978-1963 GMC; TE6500; 1977-1966 GMC; TG5500; 1975-1967 GMC; TG6000; 1975-1967 GMC; TG6500; 1974-1966 GMC; TJ7500; 1968-1966 GMC; TM5500; 1974-1970 GMC; TM6000; 1974-1970 GMC; TM6500; 1974-1970 GMC; TM7500; 1974-1966 GMC; TM8500; 1972-1966 GMC; Topkick; 1979-1990 GMC; Topkick C6500; 1990 GMC; Topkick C7500; 1990 GMC; Topkick C8500; 1990 GMC; TS5500; 1972-1963 GMC; TV7500; 1977-1966 GMC; W6; 1980 GMC; W7; 1980 GMC; WM7500; 1974-1966 GMC; WM8500; 1972-1966 Chev; B7; 1990</p>	<p>SYSTEM PUMP & GEAR IDENT.</p> <p>SYSTEM & COM- PONENT IDENT.</p> <p>PASS. CARS</p> <p>LIGHT TRUCKS</p> <p>MEDIUM/ HEAVY TRUCKS</p> <p>BUSES</p> <p>HOSE NUMER- ICAL</p> <p>REPAIR KITS</p> <p>KIT NUMER- ICAL</p> <p>ILLUST- RATIONS</p>

Numerical Listing - Power Steering Repair Kits

	8701 - Continued	8702 - Continued	8703 - Continued	
SYSTEM PUMP & GEAR IDENT.	Chev; B7; 1978-1977 Chev; B60 B6P; 1990-1977	Ford; LN7000; 1982-1980 Ford; LN7000; 1975-1972 Ford; LN8000; 1995-1984 Ford; LN8000; 1982-1980 Ford; LN8000; 1975-1972 Ford; LN9000; 1995-1984 Ford; LN9000; 1982-1979 Ford; LN9000; 1975-1972 Ford; LNT800; 1984-1980 Ford; LNT800; 1975-1972 Ford; LNT880; 1979 Ford; LNT880; 1975-1972 Ford; LNT900; 1981-1979 Ford; LNT900; 1975-1972 Ford; LNT8000; 1995-1980 Ford; LNT8000; 1975-1972 Ford; LNT9000; 1995-1979 Ford; LNT9000; 1975-1972 Ford; LS8000; 1995-1984 Ford; LS9000; 1979 Ford; LS9000; 1975-1980 Ford; LT800; 1975-1972 Ford; LT880; 1979 Ford; LT880; 1975-1972 Ford; LT900; 1981-1979 Ford; LT900; 1975-1972 Ford; LT8000; 1995-1980 Ford; LT8000; 1975-1972 Ford; LT9000; 1995-1979 Ford; LT9000; 1975-1972 Ford; LTA9000; 1995-1988 Ford; LTL9000; 1995-1982 Ford; LTL9000; 1979 Ford; LTL9000; 1975-1972 Ford; LTLA9000; 1995-1991 Ford; LTLA9000; 1995-1991 Ford; LTS800; 1982-1980 Ford; LTS800; 1975-1972 Ford; LTS900; 1981-1979 Ford; LTS900; 1975-1972 Ford; LTS8000; 1995-1980 Ford; LTS8000; 1975-1972 Ford; LTS9000; 1995-1979 Ford; LTS9000; 1975-1972 Ford; W9000; 1977-1972 Ford; WT9000; 1977-1972 Ford; B600; 1986-1980 Ford; B700; 1986-1980 Ford; B7000; 1986-1983	Ford; F700; 1995-1971 Ford; F750; 1979-1971 Ford; F800; 1995-1971 Ford; F850; 1979-1974 Ford; F880; 1979-1974 Ford; F900; 1994-1993 Ford; F950; 1979-1974 Ford; F1000; 1979-1974 Ford; F1100; 1979-1974 Ford; F6000; 1975-1973 Ford; F7000; 1987-1983 Ford; F7000; 1979-1973 Ford; F8000; 1987-1983 Ford; F8000; 1979-1978 Ford; F8000; 1976-1975 Ford; FT800; 1990-1988 Ford; FT900; 1995-1987 Ford; L800; 1984-1978 Ford; L800; 1975-1973 Ford; L880; 1979 Ford; L880; 1975-1973 Ford; L900; 1981-1979 Ford; L900; 1975-1973 Ford; L8000; 1995-1984 Ford; L8000; 1982-1979 Ford; L8000; 1975-1973 Ford; L9000; 1995-1984 Ford; L9000; 1982-1979 Ford; L9000; 1975-1973 Ford; LA8000; 1995-1990 Ford; LA9000; 1995-1988 Ford; LL9000; 1995-1984 Ford; LL9000; 1979 Ford; LL9000; 1975-1973 Ford; LLA9000; 1995-1991 Ford; LLA9000; 1995-1991 Ford; LN600; 1985-1979 Ford; LN600; 1975-1973 Ford; LN700; 1987-1979 Ford; LN700; 1975-1973 Ford; LN750; 1975-1979 Ford; LN800; 1975-1973 Ford; LN900; 1981-1979 Ford; LN900; 1975-1973 Ford; LN6000; 1975-1973 Ford; LN7000; 1995-1984 Ford; LN7000; 1982-1980 Ford; LN7000; 1975-1973 Ford; LN8000; 1995-1984 Ford; LN8000; 1982-1980 Ford; LN8000; 1975-1973 Ford; LN9000; 1995-1984 Ford; LN9000; 1982-1979 Ford; LN9000; 1975-1980 Ford; LNT800; 1975-1973 Ford; LNT880; 1979 Ford; LNT880; 1975-1973 Ford; LNT900; 1981-1979 Ford; LNT900; 1975-1973 Ford; LNT8000; 1995-1980 Ford; LNT8000; 1975-1973 Ford; LNT9000; 1995-1979 Ford; LNT9000; 1975-1973 Ford; LS8000; 1995-1984 Ford; LS9000; 1979 Ford; LS9000; 1975-1980 Ford; LT800; 1975-1973 Ford; LT880; 1979 Ford; LT880; 1975-1973 Ford; LT900; 1981-1979 Ford; LT900; 1975-1973 Ford; LT8000; 1995-1980 Ford; LT8000; 1975-1973 Ford; LT9000; 1995-1979 Ford; LT9000; 1975-1973 Ford; LTA9000; 1995-1988 Ford; LTL9000; 1995-1982 Ford; LTL9000; 1979 Ford; LTL9000; 1975-1973 Ford; LTLA9000; 1995-1991 Ford; LTLA9000; 1995-1991 Ford; LTS800; 1982-1980	
SYSTEM & COMPONENT IDENT.	8702			
PASS. CARS	Ford; C600; 1986-1972 Ford; C700; 1986-1980 Ford; C800; 1987-1980 Ford; C850; 1979-1978 Ford; C850; 1976-1972 Ford; C900; 1981-1979 Ford; C900; 1976-1972 Ford; C950; 1979 Ford; C950; 1976-1972 Ford; C1000; 1979-1971 Ford; C1100; 1979-1972 Ford; C7000; 1986-1972 Ford; C8000; 1990-1972 Ford; CF6000; 1990-1986 Ford; CF7000; 1995-1986 Ford; CF8000; 1995-1987 Ford; CFT8000; 1995-1987 Ford; CL9000; 1991-1984 Ford; CL9000; 1982-1979 Ford; CLT9000; 1991-1984 Ford; CLT9000; 1982-1979 Ford; CT800; 1983-1980 Ford; CT800; 1972 Ford; CT850; 1979 Ford; CT850; 1976-1972 Ford; CT900; 1980-1979 Ford; CT950; 1976-1972 Ford; CT8000; 1990-1972 Ford; F600; 1994-1980 Ford; F700; 1995-1980 Ford; F800; 1995-1980 Ford; F850; 1979 Ford; F850; 1976-1974 Ford; F880; 1979 Ford; F880; 1976-1974 Ford; F900; 1994-1993 Ford; F950; 1979 Ford; F950; 1976-1974 Ford; F1000; 1979 Ford; F1000; 1976-1974 Ford; F1100; 1979 Ford; F1100; 1976-1974 Ford; F6000; 1975-1972 Ford; F7000; 1987-1983 Ford; F7000; 1976-1972 Ford; F8000; 1987-1983 Ford; F8000; 1976-1975 Ford; FT800; 1990-1988 Ford; FT900; 1995-1989 Ford; FT900; 1987 Ford; L800; 1984-1980 Ford; L800; 1972 Ford; L880; 1979 Ford; L880; 1975-1972 Ford; L900; 1981-1979 Ford; L900; 1975-1972 Ford; L8000; 1995-1984 Ford; L8000; 1982-1980 Ford; L8000; 1975-1972 Ford; L9000; 1995-1984 Ford; L9000; 1982-1979 Ford; L9000; 1975-1972 Ford; LA8000; 1995-1990 Ford; LA9000; 1995-1988 Ford; LL9000; 1995-1984 Ford; LL9000; 1979 Ford; LL9000; 1975-1972 Ford; LLA9000; 1995-1991 Ford; LLA9000; 1995-1991 Ford; LN600; 1985-1980 Ford; LN700; 1987-1980 Ford; LN800; 1984-1980 Ford; LN800; 1972 Ford; LN900; 1981-1979 Ford; LN900; 1975-1972 Ford; LN6000; 1975-1972 Ford; LN7000; 1995-1984			
LIGHT TRUCKS				
MEDIUM/HEAVY TRUCKS				
BUSES				
HOSE NUMERICAL				
REPAIR KITS		8703		
KIT NUMERICAL		Ford; C500; 1979-1971 Ford; C550; 1979-1971 Ford; C600; 1986-1971 Ford; C700; 1986-1971 Ford; C750; 1978-1971 Ford; C800; 1987-1971 Ford; C850; 1979-1971 Ford; C900; 1981-1971 Ford; C950; 1979-1971 Ford; C1000; 1979-1971 Ford; C1100; 1979-1972 Ford; C6000; 1979-1971 Ford; C7000; 1986-1971 Ford; C8000; 1990-1971 Ford; C; 1970 Ford; CF6000; 1990-1986 Ford; CF7000; 1995-1986 Ford; CF8000; 1995-1987 Ford; CFT8000; 1995-1987 Ford; CL9000; 1991-1984 Ford; CL9000; 1982-1979 Ford; CLT9000; 1991-1984 Ford; CLT9000; 1982-1971 Ford; CT750; 1978-1971 Ford; CT800; 1983-1971 Ford; CT850; 1979-1971 Ford; CT900; 1980-1966 Ford; CT8000; 1990-1971 Ford; F500; 1979-1971 Ford; F600; 1994-1971		
ILLUSTRATIONS				

Numerical Listing - Power Steering Repair Kits

8703 - Continued

Ford; LTS800; 1975-1973
 Ford; LTS900; 1981-1979
 Ford; LTS900; 1975-1973
 Ford; LTS8000; 1995-1980
 Ford; LTS8000; 1975-1973
 Ford; LTS9000; 1995-1979
 Ford; LTS9000; 1975-1973
 Ford; W9000; 1977-1973
 Ford; WT9000; 1977-1973
 Ford; B500; 1972-1967
 Ford; B600; 1979-1967
 Ford; B700; 1979-1967
 Ford; B6000; 1975-1973
 Ford; B7000; 1979-1967

8704

Ford; C500; 1979-1971
 Ford; C550; 1979-1971
 Ford; C600; 1986-1971
 Ford; C700; 1986-1971
 Ford; C750; 1978-1971
 Ford; C800; 1987-1971
 Ford; C850; 1979-1971
 Ford; C900; 1981-1971
 Ford; C950; 1979-1971
 Ford; C1000; 1979-1971
 Ford; C1100; 1979-1972
 Ford; C6000; 1979-1971
 Ford; C7000; 1986-1971
 Ford; C8000; 1990-1971
 Ford; C; 1970
 Ford; CF6000; 1990-1986
 Ford; CF7000; 1995-1986
 Ford; CF8000; 1995-1987
 Ford; CFT8000; 1995-1987
 Ford; CL9000; 1991-1984
 Ford; CL9000; 1982-1979
 Ford; CLT9000; 1991-1984
 Ford; CLT9000; 1982-1971
 Ford; CT750; 1978-1971
 Ford; CT800; 1983-1971
 Ford; CT850; 1979-1971
 Ford; CT900; 1980-1970
 Ford; CT8000; 1990-1971
 Ford; F500; 1979-1973
 Ford; F700; 1995-1973
 Ford; F750; 1979-1973
 Ford; F800; 1995-1973
 Ford; F850; 1979-1974
 Ford; F880; 1979-1974
 Ford; F900; 1994-1993
 Ford; F950; 1979-1974
 Ford; F1000; 1979-1974
 Ford; F1100; 1979-1974
 Ford; F6000; 1975-1973
 Ford; F7000; 1987-1983
 Ford; F7000; 1979-1973
 Ford; F8000; 1987-1983
 Ford; F8000; 1979-1978
 Ford; F8000; 1976-1975
 Ford; FT800; 1990-1988
 Ford; FT900; 1995-1987
 Ford; L800; 1984-1978
 Ford; L800; 1975-1973
 Ford; L880; 1979
 Ford; L880; 1975-1973
 Ford; L900; 1981-1979
 Ford; L900; 1975-1973
 Ford; L8000; 1995-1984
 Ford; L8000; 1982-1979
 Ford; L8000; 1975-1973
 Ford; L9000; 1995-1984
 Ford; L9000; 1982-1979
 Ford; L9000; 1975-1973
 Ford; LA8000; 1995-1990
 Ford; LA9000; 1995-1988
 Ford; LL9000; 1995-1984
 Ford; LL9000; 1979
 Ford; LL9000; 1975-1973
 Ford; LLA9000; 1995-1991
 Ford; LLS9000; 1995-1991

8704 - Continued

Ford; LN600; 1985-1979
 Ford; LN600; 1975-1973
 Ford; LN700; 1987-1979
 Ford; LN700; 1975-1973
 Ford; LN750; 1975-1979
 Ford; LN800; 1975-1973
 Ford; LN900; 1981-1979
 Ford; LN900; 1975-1973
 Ford; LN6000; 1975-1973
 Ford; LN7000; 1995-1984
 Ford; LN7000; 1982-1980
 Ford; LN7000; 1975-1973
 Ford; LN8000; 1995-1984
 Ford; LN8000; 1982-1980
 Ford; LN8000; 1975-1973
 Ford; LN9000; 1995-1984
 Ford; LN9000; 1982-1979
 Ford; LN9000; 1975-1980
 Ford; LNT800; 1975-1973
 Ford; LNT880; 1979
 Ford; LNT880; 1975-1973
 Ford; LNT900; 1981-1979
 Ford; LNT900; 1975-1973
 Ford; LNT8000; 1995-1980
 Ford; LNT8000; 1975-1973
 Ford; LNT9000; 1995-1979
 Ford; LNT9000; 1975-1973
 Ford; LS8000; 1995-1984
 Ford; LS9000; 1979
 Ford; LS9000; 1975-1980
 Ford; LT800; 1975-1973
 Ford; LT880; 1979
 Ford; LT880; 1975-1973
 Ford; LT900; 1981-1979
 Ford; LT900; 1975-1973
 Ford; LT8000; 1995-1980
 Ford; LT8000; 1975-1973
 Ford; LT9000; 1995-1979
 Ford; LT9000; 1975-1973
 Ford; LTA9000; 1995-1988
 Ford; LTL9000; 1995-1982
 Ford; LTL9000; 1979
 Ford; LTL9000; 1975-1973
 Ford; LTLA9000; 1995-1991
 Ford; LTL9000; 1995-1991
 Ford; LTS800; 1982-1980
 Ford; LTS800; 1975-1973
 Ford; LTS900; 1981-1979
 Ford; LTS900; 1975-1973
 Ford; LTS8000; 1995-1980
 Ford; LTS8000; 1975-1973
 Ford; LTS9000; 1995-1979
 Ford; LTS9000; 1975-1973
 Ford; W9000; 1977-1973
 Ford; WT9000; 1977-1973

8705

Intnatl; A Pickup; 1967-1962
 Intnatl; AM; 1965-1962
 Intnatl; B Pickup; 1967
 Intnatl; C; 1964-1962
 Intnatl; C Pickup; 1968
 Intnatl; CM; 1965-1963
 Intnatl; D; 1965
 Ford; C500; 1978-1971
 Ford; C550; 1978-1971
 Ford; C600; 1986-1971
 Ford; C700; 1986-1971
 Ford; C750; 1978-1971
 Ford; C800; 1987-1971
 Ford; C850; 1979-1971
 Ford; C900; 1981-1979
 Ford; C900; 1976-1972
 Ford; C950; 1979
 Ford; C950; 1976-1972
 Ford; C6000; 1976-1972
 Ford; C7000; 1986-1984
 Ford; C7000; 1982-1980
 Ford; C7000; 1976-1972
 Ford; C8000; 1990-1984
 Ford; C8000; 1982-1980

8705 - Continued

Ford; C8000; 1976-1972
 Ford; C; 1970-1958
 Ford; CF6000; 1990-1986
 Ford; CF7000; 1995-1986
 Ford; CF8000; 1995-1987
 Ford; CFT8000; 1995-1987
 Ford; CL9000; 1991-1984
 Ford; CL9000; 1982-1979
 Ford; CLT9000; 1991-1984
 Ford; CLT9000; 1982-1971
 Ford; CT750; 1978-1971
 Ford; CT800; 1983-1971
 Ford; CT850; 1979
 Ford; CT850; 1976-1971
 Ford; CT900; 1980-1979
 Ford; CT950; 1976-1972
 Ford; CT8000; 1990-1984
 Ford; CT8000; 1982-1980
 Ford; CT8000; 1976-1972
 Ford; F500; 1978-1971
 Ford; F600; 1994-1991
 Ford; F600; 1989
 Ford; F600; 1986-1971
 Ford; F700; 1995-1991
 Ford; F700; 1988
 Ford; F700; 1986-1971
 Ford; F750; 1979-1971
 Ford; F800; 1995-1991
 Ford; F800; 1986-1971
 Ford; F850; 1979-1974
 Ford; F880; 1979-1974
 Ford; F900; 1994-1993
 Ford; F950; 1979
 Ford; F950; 1976-1990
 Ford; F1000; 1976-1974
 Ford; F1100; 1979
 Ford; F1100; 1976-1974
 Ford; F6000; 1975-1972
 Ford; F7000; 1986-1984
 Ford; F7000; 1976-1972
 Ford; F8000; 1986-1984
 Ford; F8000; 1976-1975
 Ford; F; 1970-1979
 Ford; L800; 1984-1970
 Ford; L880; 1979-1971
 Ford; L900; 1981-1979
 Ford; L900; 1975-1972
 Ford; L8000; 1995-1991
 Ford; L8000; 1986-1984
 Ford; L8000; 1982-1980
 Ford; L8000; 1975-1972
 Ford; L9000; 1995-1991
 Ford; L9000; 1986-1984
 Ford; L9000; 1982-1979
 Ford; L9000; 1975-1972
 Ford; LA8000; 1995-1991
 Ford; LA9000; 1995-1991
 Ford; LL9000; 1995-1991
 Ford; LL9000; 1986-1984
 Ford; LL9000; 1979
 Ford; LLA9000; 1995-1991
 Ford; LLS9000; 1995-1991
 Ford; LN600; 1985-1970
 Ford; LN700; 1986-1970
 Ford; LN750; 1978-1970
 Ford; LN800; 1984-1970
 Ford; LN900; 1981-1979
 Ford; LN900; 1975-1972
 Ford; LN6000; 1975-1972
 Ford; LN7000; 1995-1991
 Ford; LN7000; 1986-1984
 Ford; LN7000; 1982-1980
 Ford; LN7000; 1975-1972
 Ford; LN8000; 1995-1991
 Ford; LN8000; 1986-1984
 Ford; LN8000; 1982-1980
 Ford; LN8000; 1975-1972
 Ford; LN9000; 1995-1991
 Ford; LN9000; 1986-1984
 Ford; LN9000; 1982-1979
 Ford; LN9000; 1975-1972

SYSTEM
PUMP &
GEAR
IDENT.

SYSTEM &
COM-
PONENT
IDENT.

PASS.
CARS

LIGHT
TRUCKS

MEDIUM/
HEAVY
TRUCKS

BUSES

HOSE
NUMER-
ICAL

REPAIR
KITS

KIT
NUMER-
ICAL

ILLUST-
RATIONS

Numerical Listing - Power Steering Repair Kits

	8705 - Continued	8706 - Continued	8706 - Continued	
SYSTEM PUMP & GEAR IDENT.	Ford; LNT800; 1984-1980 Ford; LNT800; 1975-1972 Ford; LNT880; 1979 Ford; LNT880; 1975-1972 Ford; LNT900; 1981-1979 Ford; LNT900; 1975-1972 Ford; LNT8000; 1995-1991 Ford; LNT8000; 1986-1980 Ford; LNT8000; 1975-1972 Ford; LNT9000; 1995-1991 Ford; LNT9000; 1986-1979 Ford; LNT9000; 1975-1972 Ford; LS8000; 1995-1991 Ford; LS8000; 1986-1991 Ford; LS9000; 1986-1984 Ford; LS9000; 1979 Ford; LS9000; 1975-1980 Ford; LT800; 1975-1972 Ford; LT880; 1979 Ford; LT880; 1975-1972 Ford; LT900; 1981-1979 Ford; LT900; 1975-1972 Ford; LT8000; 1995-1991 Ford; LT8000; 1986-1980 Ford; LT8000; 1975-1972 Ford; LT9000; 1995-1991 Ford; LT9000; 1986-1979 Ford; LT9000; 1975-1972 Ford; LTA9000; 1995-1991 Ford; LTL9000; 1995-1991 Ford; LTL9000; 1986-1982 Ford; LTL9000; 1979 Ford; LTL9000; 1975-1972 Ford; LTLA9000; 1995-1991 Ford; LTLS9000; 1995-1991 Ford; LTS800; 1982-1980 Ford; LTS800; 1975-1972 Ford; LTS900; 1981-1979 Ford; LTS900; 1975-1972 Ford; LTS8000; 1995-1991 Ford; LTS8000; 1986-1980 Ford; LTS8000; 1975-1972 Ford; LTS9000; 1995-1991 Ford; LTS9000; 1989 Ford; LTS9000; 1986-1979 Ford; LTS9000; 1975-1972 Ford; N; 1969 Ford; W9000; 1977-1972 Ford; WT9000; 1977-1972 Ford; B500; 1978-1958 Ford; B750; 1978-1958	8706	Ford; F500; 1979-1973 Ford; F700; 1995-1973 Ford; F750; 1979-1973 Ford; F800; 1995-1973 Ford; F850; 1979-1974 Ford; F880; 1979-1974 Ford; F900; 1994-1993 Ford; F950; 1979-1974 Ford; F1000; 1979-1974 Ford; F1100; 1979-1974 Ford; F6000; 1975-1973 Ford; F7000; 1987-1983 Ford; F7000; 1979-1973 Ford; F8000; 1987-1983 Ford; F8000; 1979-1978 Ford; F8000; 1976-1975 Ford; FT800; 1990-1988 Ford; FT900; 1995-1987 Ford; L800; 1984-1978 Ford; L800; 1975-1973 Ford; L880; 1979 Ford; L880; 1975-1973 Ford; L900; 1981-1979 Ford; L900; 1975-1973 Ford; L8000; 1995-1984 Ford; L8000; 1982-1979 Ford; L8000; 1975-1973 Ford; L9000; 1995-1984 Ford; L9000; 1982-1979 Ford; L9000; 1975-1973 Ford; LA8000; 1995-1990 Ford; LA9000; 1995-1988 Ford; LL9000; 1995-1984 Ford; LL9000; 1979 Ford; LL9000; 1975-1973 Ford; LLA9000; 1995-1991 Ford; LLS9000; 1995-1991 Ford; LN600; 1985-1979 Ford; LN600; 1975-1973 Ford; LN700; 1987-1979 Ford; LN700; 1975-1973 Ford; LN750; 1975-1979 Ford; LN800; 1975-1973 Ford; LN900; 1981-1979 Ford; LN900; 1975-1973 Ford; LN6000; 1975-1973 Ford; LN7000; 1995-1984 Ford; LN7000; 1982-1980 Ford; LN7000; 1975-1973 Ford; LN8000; 1995-1984 Ford; LN8000; 1982-1980 Ford; LN8000; 1975-1973 Ford; LN9000; 1995-1984 Ford; LN9000; 1982-1979 Ford; LN9000; 1975-1980 Ford; LNT800; 1975-1973 Ford; LNT880; 1979 Ford; LNT880; 1975-1973 Ford; LNT900; 1981-1979 Ford; LNT900; 1975-1973 Ford; LNT8000; 1995-1980 Ford; LNT8000; 1975-1973 Ford; LNT9000; 1995-1979 Ford; LNT9000; 1975-1973 Ford; LS8000; 1995-1984 Ford; LS9000; 1979 Ford; LS9000; 1975-1980 Ford; LT800; 1975-1973 Ford; LT880; 1979 Ford; LT880; 1975-1973 Ford; LT900; 1981-1979 Ford; LT900; 1975-1973 Ford; LT8000; 1995-1980 Ford; LT8000; 1975-1973 Ford; LT9000; 1995-1979 Ford; LT9000; 1975-1973 Ford; LTA9000; 1995-1988 Ford; LTL9000; 1995-1982 Ford; LTL9000; 1979 Ford; LTL9000; 1975-1973 Ford; LTLA9000; 1995-1991 Ford; LTLS9000; 1995-1991	Ford; LTS800; 1982-1980 Ford; LTS800; 1975-1973 Ford; LTS900; 1981-1979 Ford; LTS900; 1975-1973 Ford; LTS8000; 1995-1980 Ford; LTS8000; 1975-1973 Ford; LTS9000; 1995-1979 Ford; LTS9000; 1975-1973 Ford; W9000; 1977-1973 Ford; WT9000; 1977-1973 Ford; B600; 1984-1980 Ford; B700; 1984-1980 Ford; B7000; 1984-1983
SYSTEM & COMPONENT IDENT.			8707	
PASS. CARS			Ford; C500; 1979-1971 Ford; C550; 1979-1971 Ford; C600; 1986-1971 Ford; C700; 1986-1971 Ford; C750; 1978-1971 Ford; C800; 1987-1971 Ford; C850; 1979-1971 Ford; C900; 1981-1971 Ford; C1000; 1979-1972 Ford; C1100; 1979-1972 Ford; C6000; 1979-1971 Ford; C7000; 1986-1971 Ford; C8000; 1990-1971 Ford; C; 1970 Ford; CF6000; 1990-1986 Ford; CF7000; 1995-1986 Ford; CF8000; 1995-1987 Ford; CFT8000; 1995-1987 Ford; CL9000; 1991-1984 Ford; CL9000; 1982-1979 Ford; CLT9000; 1991-1984 Ford; CLT9000; 1982-1971 Ford; CT750; 1978-1971 Ford; CT800; 1983-1971 Ford; CT850; 1979-1971 Ford; CT900; 1980-1970 Ford; CT8000; 1990-1971 Ford; F500; 1979-1973 Ford; F700; 1995-1973 Ford; F750; 1979-1973 Ford; F800; 1995-1973 Ford; F850; 1979-1974 Ford; F880; 1979-1974 Ford; F900; 1994-1993 Ford; F950; 1979-1974 Ford; F1000; 1979-1974 Ford; F1100; 1979-1974 Ford; F6000; 1975-1973 Ford; F7000; 1987-1983 Ford; F7000; 1979-1973 Ford; F8000; 1987-1983 Ford; F8000; 1979-1978 Ford; FT800; 1990-1988 Ford; FT900; 1995-1987 Ford; L800; 1984-1978 Ford; L800; 1975-1973 Ford; L880; 1979 Ford; L880; 1975-1973 Ford; L900; 1981-1979 Ford; L900; 1975-1973 Ford; L8000; 1995-1984 Ford; L8000; 1982-1979 Ford; L8000; 1975-1973 Ford; L9000; 1995-1984 Ford; L9000; 1982-1979 Ford; L9000; 1975-1973 Ford; LA8000; 1995-1990 Ford; LA9000; 1995-1988 Ford; LL9000; 1995-1984 Ford; LL9000; 1979 Ford; LL9000; 1975-1973 Ford; LLA9000; 1995-1991 Ford; LLS9000; 1995-1991 Ford; LN600; 1985-1979	
LIGHT TRUCKS				
MEDIUM/HEAVY TRUCKS				
BUSES				
HOSE NUMERICAL				
REPAIR KITS				
KIT NUMERICAL				
ILLUSTRATIONS				

Numerical Listing - Power Steering Repair Kits

8707 - Continued	8708 - Continued	8709 - Continued
<p>Ford; LN600; 1975-1973 Ford; LN700; 1987-1979 Ford; LN700; 1975-1973 Ford; LN750; 1975-1979 Ford; LN800; 1975-1973 Ford; LN900; 1981-1979 Ford; LN900; 1975-1973 Ford; LN6000; 1975-1973 Ford; LN7000; 1995-1984 Ford; LN7000; 1982-1980 Ford; LN7000; 1975-1973 Ford; LN8000; 1995-1984 Ford; LN8000; 1982-1980 Ford; LN8000; 1975-1973 Ford; LN9000; 1995-1984 Ford; LN9000; 1982-1979 Ford; LN9000; 1975-1980 Ford; LNT800; 1975-1973 Ford; LNT880; 1979 Ford; LNT880; 1975-1973 Ford; LNT900; 1981-1979 Ford; LNT900; 1975-1973 Ford; LNT8000; 1995-1980 Ford; LNT8000; 1975-1973 Ford; LNT9000; 1995-1979 Ford; LNT9000; 1975-1973 Ford; LS8000; 1995-1984 Ford; LS9000; 1979 Ford; LS9000; 1975-1980 Ford; LT800; 1975-1973 Ford; LT880; 1979 Ford; LT880; 1975-1973 Ford; LT900; 1981-1979 Ford; LT900; 1975-1973 Ford; LT8000; 1995-1980 Ford; LT8000; 1975-1973 Ford; LT9000; 1995-1979 Ford; LT9000; 1975-1973 Ford; LTA9000; 1995-1988 Ford; LTL9000; 1995-1982 Ford; LTL9000; 1979 Ford; LTL9000; 1975-1973 Ford; LTLA9000; 1995-1991 Ford; LTL9000; 1995-1991 Ford; LTS800; 1982-1980 Ford; LTS800; 1975-1973 Ford; LTS900; 1981-1979 Ford; LTS900; 1975-1973 Ford; LTS8000; 1995-1980 Ford; LTS8000; 1975-1973 Ford; LTS9000; 1995-1979 Ford; LTS9000; 1975-1973 Ford; W9000; 1977-1973 Ford; WT9000; 1977-1973 Ford; B600; 1984-1980 Ford; B700; 1984-1980 Ford; B7000; 1984-1983</p>	<p>Ply; Fury; 1978-1967 Ply; Gran Fury; 1977-1971 Ply; Satellite; 1974-1969 Ply; Scamp; 1976-1971 Ply; Valiant; 1976-1969 Ply; Volare; 1979-1976</p> <p style="text-align: center;">8709</p> <p>AmerMtrs; Ambassador; 1974-1968 AmerMtrs; American; 1968 AmerMtrs; AMX; 1980-1978 AmerMtrs; AMX; 1974-1968 AmerMtrs; Concord; 1983-1978 AmerMtrs; Eagle; 1988-1980 AmerMtrs; Gremlin; 1978-1970 AmerMtrs; Hornet; 1977-1970 AmerMtrs; Javelin; 1974-1968 AmerMtrs; Matador; 1978-1971 AmerMtrs; Pacer; 1980-1975 AmerMtrs; Rambler; 1969-1968 AmerMtrs; Spirit; 1983-1979 Buick; Apollo; 1975-1973 Buick; Centurion; 1973-1971 Buick; Century; 1995-1988 Buick; Century; 1986-1973 Buick; Electra; 1989-1960 Buick; Estate Wagon; 1979-1971 Buick; Invicta; 1963-1960 Buick; Lesabre; 1995-1960 Buick; Park Ave.; 1995-1991 Buick; Regal; 1995-1990 Buick; Regal; 1987-1973 Buick; Riviera; 1995 Buick; Riviera; 1993-1992 Buick; Riviera; 1985-1963 Buick; Roadmaster; 1995-1991 Buick; Skyhawk; 1986-1982 Buick; Skyhawk; 1980-1975 Buick; Skylark; 1995-1989 Buick; Skylark; 1985-1975 Buick; Skylark; 1972-1961 Buick; Special; 1969-1961 Buick; Wildcat; 1970-1964 Cad; Allante; 1992-1965 Cad; Cimarron; 1984-1982 Cad; Deville; 1995-1991 Cad; Deville; 1985-1965 Cad; Eldorado; 1993-1991 Cad; Eldorado; 1985-1959 Cad; Fleetwood; 1995-1989 Cad; Fleetwood; 1986-1959 Cad; Fleetwood Sixty Special; 1967-1959 Cad; Serie; 1964-1959 Cad; Seville; 1993-1991 Cad; Seville; 1985-1976 Cad; Sixty Special; 1993 Chev; Astro; 1995-1987 Chev; Beaumont; 1969-1964 Chev; BelAir; 1981-1960 Chev; Beretta; 1995-1987 Chev; Biscayne; 1975-1960 Chev; Blazer; 1995 Chev; Blazer; 1982-1969 Chev; Blazer Compact; 1994-1983 Chev; C&K Pickup; 1995-1988 Chev; C&K Pickup; 1986-1963 Chev; Camaro; 1995-1967 Chev; Caprice; 1995-1966 Chev; Cavalier; 1995-1990 Chev; Cavalier; 1984-1982 Chev; Celebrity; 1990-1988 Chev; Celebrity; 1986-1982 Chev; Chevelle; 1976-1964 Chev; Chevette; 1987-1981 Chev; Chevy II; 1968-1962 Chev; Citation; 1985-1980 Chev; Corsica; 1995-1987 Chev; Corvette; 1982-1963 Chev; El Camino; 1987-1971 Chev; Impala; 1985-1960 Chev; Impala SS; 1995-1990</p>	<p>Chev; Lumina APV; 1995-1992 Chev; Malibu; 1983-1973 Chev; Monte Carlo; 1995 Chev; Monte Carlo; 1988-1970 Chev; Monza; 1980-1975 Chev; Nova; 1979-1969 Chev; P Van; 1995-1973 Chev; R&V Pickup; 1991-1987 Chev; S Pickup; 1995-1982 Chev; Suburban; 1995-1963 Chev; Tahoe; 1995 Chev; Vega; 1977-1971 Chry; Concorde; 1995 Chry; Cordoba; 1983-1975 Chry; Daytona; 1993-1990 Chry; Daytona; 1987-1984 Chry; Dynasty; 1992-1988 Chry; E Class; 1984-1983 Chry; Executive; 1986-1983 Chry; Fifth Ave.; 1989-1983 Chry; Imperial; 1983-1981 Chry; Imperial; 1975-1969 Chry; Intrepid; 1995 Chry; Laser; 1986-1977 Chry; LHS; 1995 Chry; New Yorker; 1995 Chry; New Yorker; 1989-1969 Chry; Newport; 1981-1969 Chry; TC Maserati; 1991-1990 Chry; Town & Country; 1988-1971 Chry; Town & Country Van; 1995-1990 Chry; 300; 1971-1969 Dodge; A Van; 1970-1964 Dodge; Aries; 1987-1981 Dodge; Aries America; 1989-1988 Dodge; Aspen; 1980-1976 Dodge; B Van; 1995-1972 Dodge; Caravan; 1995-1984 Dodge; Challenger; 1974-1970 Dodge; Charger; 1987-1983 Dodge; Charger; 1978-1966 Dodge; Coronet; 1976-1965 Dodge; D50 Pickup; 1980-1979 Dodge; D & W Pickup; 1993-1963 Dodge; Dakota; 1995-1969 Dodge; Daytona; 1993-1984 Dodge; Diplomat; 1989-1977 Dodge; Dynasty; 1993-1987 Dodge; Grand Caravan; 1995-1987 Dodge; Intrepid; 1995 Dodge; Lancer; 1989-1985 Dodge; M Motor Home; 1980-1975 Dodge; M Motor Home; 1973-1972 Dodge; Magnum; 1979-1978 Dodge; Mini Ram Van; 1988-1980 Dodge; Monaco; 1992-1990 Dodge; Monaco; 1978-1967 Dodge; Omni; 1990-1978 Dodge; Polara; 1973-1967 Dodge; Ram 50 Pickup; 1986-1981 Dodge; Ram Pickup; 1995-1974 Dodge; Rampage; 1984-1982 Dodge; RM Motor Home; 1974-1973 Dodge; Royal Monaco; 1977-1975 Dodge; Shadow; 1994-1987 Dodge; Spirit; 1995-1989 Dodge; St. Regis; 1981-1979 Dodge; 400; 1983-1982 Dodge; 600; 1988-1983 Eagle; Medallion; 1989-1988 Eagle; Premier; 1992-1988 Eagle; Vision; 1995 Ford; Country Sedan; 1974 Ford; Country Squire; 1974 Ford; Custom 500; 1978-1975 Ford; Fairmont; 1979 Ford; Galaxie 500; 1974 Ford; Granada; 1979 Ford; Ltd; 1978-1974 Ford; Thunderbird; 1976-1972 GMC; C&K Pickup; 1995-1988 GMC; C&K Pickup; 1986-1963</p>
<p style="text-align: center;">8708</p> <p>Chry; Cordoba; 1979-1975 Chry; Imperial; 1975-1969 Chry; LeBaron; 1979-1977 Chry; New Yorker; 1979-1969 Chry; Newport; 1979-1969 Chry; Town & Country; 1979-1971 Chry; 300; 1971-1969 Dodge; Aspen; 1979-1976 Dodge; B Van; 1971 Dodge; Challenger; 1974-1970 Dodge; Charger; 1978-1969 Dodge; Coronet; 1976-1969 Dodge; D & W Pickup; 1971-1963 Dodge; Dart; 1976-1969 Dodge; Diplomat; 1979-1977 Dodge; Magnum; 1979-1978 Dodge; Monaco; 1978-1967 Dodge; Polara; 1973-1967 Dodge; Royal Monaco; 1977-1975 Dodge; St. Regis; 1979 Ply; Barracuda; 1974-1969 Ply; Duster; 1976-1970</p>	<p style="text-align: center;">8709</p> <p>Chry; Cordoba; 1979-1975 Chry; Imperial; 1975-1969 Chry; LeBaron; 1979-1977 Chry; New Yorker; 1979-1969 Chry; Newport; 1979-1969 Chry; Town & Country; 1979-1971 Chry; 300; 1971-1969 Dodge; Aspen; 1979-1976 Dodge; B Van; 1971 Dodge; Challenger; 1974-1970 Dodge; Charger; 1978-1969 Dodge; Coronet; 1976-1969 Dodge; D & W Pickup; 1971-1963 Dodge; Dart; 1976-1969 Dodge; Diplomat; 1979-1977 Dodge; Magnum; 1979-1978 Dodge; Monaco; 1978-1967 Dodge; Polara; 1973-1967 Dodge; Royal Monaco; 1977-1975 Dodge; St. Regis; 1979 Ply; Barracuda; 1974-1969 Ply; Duster; 1976-1970</p>	<p>Chry; Cordoba; 1979-1975 Chry; Imperial; 1975-1969 Chry; LeBaron; 1979-1977 Chry; New Yorker; 1979-1969 Chry; Newport; 1979-1969 Chry; Town & Country; 1979-1971 Chry; 300; 1971-1969 Dodge; Aspen; 1979-1976 Dodge; B Van; 1971 Dodge; Challenger; 1974-1970 Dodge; Charger; 1978-1969 Dodge; Coronet; 1976-1969 Dodge; D & W Pickup; 1971-1963 Dodge; Dart; 1976-1969 Dodge; Diplomat; 1979-1977 Dodge; Magnum; 1979-1978 Dodge; Monaco; 1978-1967 Dodge; Polara; 1973-1967 Dodge; Royal Monaco; 1977-1975 Dodge; St. Regis; 1979 Ply; Barracuda; 1974-1969 Ply; Duster; 1976-1970</p>

**SYSTEM
PUMP &
GEAR
IDENT.**

**SYSTEM &
COM-
PONENT
IDENT.**

**PASS.
CARS**

**LIGHT
TRUCKS**

**MEDIUM/
HEAVY
TRUCKS**

BUSES

**HOSE
NUMER-
ICAL**

**REPAIR
KITS**

**KIT
NUMER-
ICAL**

ILLUSTRATIONS

Numerical Listing - Power Steering Repair Kits

	8709 - Continued	8709 - Continued	8709 - Continued
SYSTEM PUMP & GEAR IDENT.	GMC; Caballero; 1987-1978 GMC; G Van; 1995-1971 GMC; G Van; 1969 GMC; Jimmy; 1995-1992 GMC; Jimmy; 1982-1983 GMC; Jimmy Full Size; 1991-1983 GMC; P Van; 1995-1973	Ply; B Van; 1983-1974 Ply; Barracuda; 1974-1967 Ply; Belvedere; 1970-1965 Ply; Caravelle; 1988-1989 Ply; Duster; 1976-1970 Ply; Expo; 1989-1987 Ply; Fury; 1978-1967	Dodge; D700; 1974-1969 Ford; C600; 1986-1984 Ford; C700; 1986-1984 Ford; C800; 1987-1984 Ford; C7000; 1986-1984 Ford; C8000; 1987-1984 Ford; CF6000; 1987 Ford; CFT8000; 1987
SYSTEM & COMPONENT IDENT.	GMC; R&V Pickup; 1991-1987 GMC; S Pickup; 1990-1982 GMC; Safari; 1995-1987 GMC; Sonoma; 1995-1991 GMC; Sprint; 1977-1971 GMC; Suburban; 1995-1963 GMC; Syclone; 1992-1991 GMC; Typhoon; 1993-1992 GMC; Yukon; 1995-1992	Ply; Gran Fury; 1989-1980 Ply; Gran Fury; 1977-1975 Ply; Grand Voyager; 1995-1987 Ply; Horizon; 1990-1981 Ply; Road Runner; 1974-1971 Ply; Satellite; 1974-1971 Ply; Scamp Pickup; 1983-1987 Ply; Trailduster; 1981-1974 Ply; Valiant; 1976	Ford; CL9000; 1987-1984 Ford; CLT9000; 1987-1984 Ford; CT8000; 1987-1984 Ford; E350; 1989 Ford; F600; 1994-1980 Ford; F700; 1994-1980 Ford; F7000; 1987-1980 Ford; F8000; 1987-1993 Ford; FT800; 1990-1988 Ford; FT900; 1994-1987 Ford; L800; 1984 Ford; L8000; 1994-1984 Ford; L9000; 1994-1984
PASS. CARS	Intrnatl; D Pickup; 1970-1969 Intrnatl; MHC1310; 1975-1973 Intrnatl; Scout; 1971 Intrnatl; 100; 1974-1971 Intrnatl; 150; 1975 Intrnatl; 200; 1975-1974 Intrnatl; 1110; 1973-1971 Intrnatl; 1210; 1973-1971 Intrnatl; 1310; 1973-1971	Ply; Voyager; 1995-1984 Pont; Acadian; 1987-1981 Pont; Acadian; 1971-1962 Pont; Astre; 1977-1973 Pont; Bonneville; 1995-1992 Pont; Bonneville; 1986-1967 Pont; Bonneville; 1963-1967 Pont; Catalina; 1963-1960 Pont; Executive; 1970-1967 Pont; Firebird; 1995-1967 Pont; Grand Am; 1995-1989 Pont; Grand Am; 1980-1978 Pont; Grand Am; 1975-1973 Pont; Grand Lemans; 1983-1975 Pont; Grand Prix; 1995-1989 Pont; Grand Prix; 1987-1967 Pont; Grand Prix; 1963-1962 Pont; Grand Safari; 1978-1971 Pont; Grandville; 1975-1967 Pont; GTO; 1971-1967 Pont; Laurentian; 1963-1961 Pont; Lemans; 1981-1970 Pont; Parisienne; 1986-1967 Pont; Parisienne; 1963-1961 Pont; Phoenix; 1984-1977 Pont; Safari; 1989-1987 Pont; Star Chief; 1963-1959 Pont; Sunbird; 1994-1991 Pont; Sunbird; 1986-1985 Pont; Sunbird; 1980-1976 Pont; Sunfire; 1995 Pont; T1000; 1982-1981 Pont; Tempest; 1991-1987 Pont; Tempest; 1970-1967 Pont; Trans Sport; 1995-1992 Pont; Ventura; 1977-1971 Pont; 1000; 1987-1983 Pont; 2000; 1983-1984 Pont; 6000; 1991-1982	Ford; L8000; 1994-1984 Ford; LA8000; 1994-1990 Ford; LA9000; 1994-1988 Ford; LL9000; 1994-1984 Ford; LLA9000; 1994-1991 Ford; LLS9000; 1994-1991 Ford; LN600; 1985-1984 Ford; LN700; 1987-1984 Ford; LN800; 1984 Ford; LN7000; 1994-1984 Ford; LN8000; 1994-1984 Ford; LN9000; 1994-1984 Ford; LNT800; 1984 Ford; LNT8000; 1994-1984 Ford; LNT9000; 1994-1984 Ford; LS8000; 1994-1984 Ford; LS9000; 1994-1984 Ford; LT800; 1984 Ford; LT8000; 1994-1984 Ford; LT9000; 1994-1984 Ford; LTA9000; 1994-1988 Ford; LTL9000; 1995-1984 Ford; LTLA9000; 1994-1991 Ford; LTLS9000; 1994-1991 Ford; LTS8000; 1994-1984 Ford; LTS9000; 1994-1984 GMC; P3500; 1995 GMC; P3500; 1979-1978 Isuzu; NPR; 1995-1991 Ford; B600; 1986-1980 Ford; B700; 1986-1980 Ford; B7000; 1986-1983
LIGHT TRUCKS	Isuzu; Pickup; 1987-1983 Isuzu; Rodeo; 1992-1991 Isuzu; Trooper; 1991-1984 Jaguar; Vanden Plas; 1994-1982 Jaguar; XJ12; 1989-1972 Jaguar; XJS; 1985-1982 Jaguar; XJS; 1980-1976 Jaguar; XKE; 1974-1973 Jeep; Cherokee; 1987-1974 Jeep; CJ; 1986-1972 Jeep; Comanche; 1987-1986 Jeep; Commando; 1973-1972 Jeep; Grand Wagoneer; 1991-1984 Jeep; J Pickup; 1988-1972 Jeep; Scrambler; 1985-1981 Jeep; Wagoneer; 1987-1972 Jeep; Wrangler; 1990-1987 Jeep; YJ; 1990-1987 Linc; Continental; 1979-1972 Linc; Mark IV; 1976-1972 Linc; Mark V; 1979-1977 Merc; Colony Park; 1974-1973 Merc; Grand Marquis; 1978-1975 Merc; Marquis; 1978-1973 Mits; Pickup; 1986-1983 Niss; Maxima; 1984-1981 Niss; 810; 1981 Olds; Achieva; 1995-1992 Olds; Bravada; 1994-1971 Olds; Cutlass; 1987-1967 Olds; Cutlass Calais; 1991-1989 Olds; Cutlass Ciera; 1995-1991 Olds; Cutlass Ciera; 1989-1988 Olds; Cutlass Ciera; 1986-1982 Olds; Cutlass Cruiser; 1994-1990 Olds; Cutlass Cruiser; 1981-1978 Olds; Cutlass Supreme; 1995-1988 Olds; Delmont 88; 1968-1967 Olds; Delta 88; 1985-1967 Olds; Eighty Eight; 1995-1992 Olds; Eighty Eight; 1966-1964 Olds; F85; 1972-1964 Olds; Firenza; 1986-1982 Olds; Jetstar 88; 1966-1991 Olds; Ninety Eight; 1985-1964 Olds; Omega; 1984-1973 Olds; Se; 1963-1960 Olds; Se; 1963-1960 Olds; Silhouette; 1995-1992 Olds; Starfire; 1980-1975 Olds; Starfire; 1966-1992 Olds; Toronado; 1985-1966 Olds; Vista Cruiser; 1975-1964 Olds; 442; 1971-1968 Peug; 505; 1987-1980 Ply; Acclaim; 1995-1989 Ply; Arrow Pickup; 1982-1979	Renault; Alliance; 1987-1983 Renault; Encore; 1986-1984 Renault; Fuego; 1984-1982 Renault; 18l; 1983-1981 Saab; 900; 1988-1979 Saturn; S-Series; 1995-1991 VW; Jetta; 1984-1982 VW; Rabbit; 1984-1981 VW; Rabbit Pickup; 1983-1981 VW; Scirocco; 1983-1982 Volvo; 240; 1985-1977 Volvo; 260; 1982-1977 Volvo; 740; 1986-1985 Volvo; 760; 1990-1983 Volvo; 780; 1990-1987 Chev; P30; 1995 Chev; P30; 1990-1972 Dodge; C700; 1974-1969 Dodge; C800; 1974-1969 Dodge; C850; 1974-1969 Dodge; C900; 1974-1972 Dodge; CT700; 1974-1969 Dodge; D400; 1981-1980 Dodge; D400; 1974-1969 Dodge; D450; 1981-1980 Dodge; D500; 1974-1969 Dodge; D600; 1974-1969	Ford; L8000; 1994-1984 Ford; LA8000; 1994-1990 Ford; LA9000; 1994-1988 Ford; LL9000; 1994-1984 Ford; LLA9000; 1994-1991 Ford; LLS9000; 1994-1991 Ford; LN600; 1985-1984 Ford; LN700; 1987-1984 Ford; LN800; 1984 Ford; LN7000; 1994-1984 Ford; LN8000; 1994-1984 Ford; LN9000; 1994-1984 Ford; LNT800; 1984 Ford; LNT8000; 1994-1984 Ford; LNT9000; 1994-1984 Ford; LS8000; 1994-1984 Ford; LS9000; 1994-1984 Ford; LT800; 1984 Ford; LT8000; 1994-1984 Ford; LT9000; 1994-1984 Ford; LTA9000; 1994-1988 Ford; LTL9000; 1995-1984 Ford; LTLA9000; 1994-1991 Ford; LTLS9000; 1994-1991 Ford; LTS8000; 1994-1984 Ford; LTS9000; 1994-1984 GMC; P3500; 1995 GMC; P3500; 1979-1978 Isuzu; NPR; 1995-1991 Ford; B600; 1986-1980 Ford; B700; 1986-1980 Ford; B7000; 1986-1983
MEDIUM/HEAVY TRUCKS			
BUSES			
HOSE NUMERICAL			
REPAIR KITS			
KIT NUMERICAL			
ILLUSTRATIONS			
			8710
			Chry; Imperial; 1960-1957 Chry; Lebaron; 1960-1957 Chry; New Yorker; 1960-1957 Chry; Saratoga; 1960-1957 Chry; Windsor; 1960-1957 Chry; 300; 1960-1957 Desoto; Adventurer; 1960-1958 Desoto; Desoto; 1961 Desoto; Firedome; 1959-1958 Desoto; Fireflite; 1960-1958 Dodge; Charger; 1968-1966 Dodge; Coronet; 1968-1965 Dodge; Coronet; 1959-1958 Dodge; Custom 880; 1965-1962 Dodge; Dart; 1968-1962 Dodge; Lancer; 1962-1961 Dodge; Monaco; 1968-1965 Dodge; Polara; 1968-1960 Dodge; 330; 1964-1963 Ply; Barracuda; 1968-1958 Ply; Fury; 1968-1959 Ply; Satellite; 1969-1958 Ply; Valiant; 1968-1960
			8711
			Buick; Electra; 1968-1965

Numerical Listing - Power Steering Repair Kits

8711 - Continued	8711 - Continued	8711 - Continued
Buick; Lesabre; 1969-1965	Merc; Monterey; 1974-1965	Chev; TD50; 1969-1967
Buick; Riviera; 1968-1965	Merc; Park Lane; 1968-1965	Chev; TD60; 1969-1967
Buick; Skylark; 1969-1965	Merc; Sable; 1995-1986	Chev; TE50; 1972-1963
Buick; Skylark; 1963-1961	Merc; Topaz; 1991	Chev; TE60; 1972-1970
Buick; Special; 1969-1965	Merc; Zephyr; 1983-1978	Chev; TE60; 1966-1963
Buick; Special; 1963-1961	Merkur; XR4TI; 1989-1985	Chev; TE65; 1972-1966
Buick; Wildcat; 1968-1965	Olds; Cutlass; 1967	Chev; TG50; 1972-1967
Cad; Calais; 1967-1965	Olds; F85; 1967-1966	Chev; TG60; 1972-1967
Cad; Deville; 1967-1965	Olds; F85; 1963-1961	Chev; TG70; 1969-1966
Cad; Eldorado; 1967-1963	Pont; Bonneville; 1966-1964	Chev; TJ70; 1968-1966
Cad; Fleetwood 75; 1967-1963	Pont; Bonneville; 1959	Chev; TM65; 1972-1970
Cad; Fleetwood Sixty Special; 1967-1963	Pont; Catalina; 1966-1964	Chev; TM70; 1972-1966
Chev; Beaumont; 1968-1964	Pont; Catalina; 1959	Chev; TM80; 1972-1966
Chev; BelAir; 1966-1960	Pont; Grand Prix; 1966-1964	Chev; TV70; 1972-1966
Chev; Biscayne; 1966-1960	Pont; GTO; 1966	Chev; U80; 1966-1962
Chev; Blazer; 1970-1963	Pont; Laurentian; 1966-1964	Chev; V60; 1966-1965
Chev; Chevelle; 1968-1964	Pont; Parisienne; 1966-1964	Chev; V80; 1965
Chev; Chevy II; 1968-1962	Pont; Star Chief; 1966-1964	Chev; W7; 1980
Chev; El Camino; 1968-1964	Pont; Tempest; 1966-1961	Chev; W70; 1974-1962
Chev; Impala; 1966-1960	Pont; Ventura; 1961-1960	Chev; WM80; 1972-1966
Chev; Suburban; 1970-1963	Chev; A60; 1965	Chev; Y80; 1966-1962
Ford; Aerostar; 1995-1986	Chev; A80; 1965	Ford; F Super Duty; 1989-1988
Ford; Bronco; 1995-1991	Chev; C40; 1972-1967	GMC; C5000; 1989-1979
Ford; Bronco; 1983-1972	Chev; C40; 1962-1960	GMC; C6000; 1989-1980
Ford; Bronco Compact; 1990-1984	Chev; C50; 1990-1960	GMC; C6000; 1978-1979
Ford; Bronco Full Size; 1990-1984	Chev; C60; 1990-1960	GMC; C M & S 6000; 1976
Ford; Country Sedan; 1974-1971	Chev; C70; 1990-1979	GMC; C M & S 6500; 1976
Ford; Country Squire; 1991-1987	Chev; C70; 1965-1960	GMC; C M & S 7000; 1976
Ford; Country Squire; 1974-1965	Chev; C80; 1965-1960	GMC; CD6500; 1977
Ford; Custom 500; 1979-1971	Chev; CD50; 1970-1967	GMC; CE4500; 1972-1967
Ford; E Van; 1995-1991	Chev; CD60; 1970-1967	GMC; CE4500; 1962-1960
Ford; E Van; 1974-1971	Chev; CE40; 1972-1967	GMC; CE5000; 1977-1960
Ford; Elite; 1976-1975	Chev; CE40; 1962-1960	GMC; CE5500; 1972-1960
Ford; Escort; 1995-1981	Chev; CE50; 1972-1960	GMC; CE6500; 1977-1970
Ford; EXP; 1988-1982	Chev; CE60; 1975	GMC; CG6000; 1975-1973
Ford; Explorer; 1995-1991	Chev; CE60; 1972-1960	GMC; CM5500; 1975-1970
Ford; F Pickup; 1995-1965	Chev; CG50; 1969-1967	GMC; CM6500; 1975-1970
Ford; Fairlane; 1970-1965	Chev; CG60; 1969-1967	GMC; CS4500; 1977-1967
Ford; Fairmont; 1983-1978	Chev; CM60; 1972-1970	GMC; CS5000; 1977-1967
Ford; Falcon; 1970-1965	Chev; CS50; 1972-1967	GMC; CS5500; 1977-1963
Ford; Falcon Ranchero; 1965	Chev; CS60; 1972-1966	GMC; CS6000; 1977-1966
Ford; Galaxie; 1970-1965	Chev; D50; 1966-1962	GMC; D4000; 1966
Ford; Galaxie 500; 1974-1971	Chev; D60; 1966-1962	GMC; DB4000; 1966
Ford; Gran Torino; 1976-1972	Chev; E80; 1965-1962	GMC; DBH5000; 1966
Ford; Granada; 1982-1967	Chev; ETG70; 1969-1966	GMC; DH5000; 1966
Ford; Ltd II; 1979-1977	Chev; H70; 1978-1973	GMC; DS4000; 1966
Ford; Ltd Crown Victoria; 1991-1987	Chev; H80; 1978-1973	GMC; DW5000; 1966-1967
Ford; Maverick; 1977-1969	Chev; HG70; 1969-1966	GMC; EG5500; 1969-1967
Ford; Mustang; 1995-1979	Chev; HJ70; 1971-1966	GMC; EG6500; 1969-1967
Ford; Mustang; 1973-1965	Chev; HM70; 1972-1966	GMC; EM4500; 1969-1967
Ford; Mustang II; 1978-1974	Chev; HM80; 1972-1966	GMC; EM5500; 1969-1967
Ford; Pinto; 1980-1971	Chev; HV70; 1972-1966	GMC; EM6500; 1969-1967
Ford; Ranchero; 1979-1966	Chev; J70; 1978-1973	GMC; ES4500; 1977-1974
Ford; Ranger; 1995-1983	Chev; J80; 1978-1973	GMC; H8500; 1978-1974
Ford; Super Duty Pickup; 1995-1988	Chev; JG70; 1969-1966	GMC; HG7500; 1969-1966
Ford; Taurus; 1995-1986	Chev; JJ70; 1971-1966	GMC; HJ7500; 1971-1966
Ford; Tempo; 1991-1977	Chev; JM70; 1972-1966	GMC; HM5500; 1968-1966
Ford; Thunderbird; 1972-1968	Chev; JM80; 1972-1966	GMC; HM7500; 1974-1966
Ford; Windstar; 1995	Chev; JV70; 1972-1966	GMC; HM8500; 1974-1976
GMC; C&K Pickup; 1969-1963	Chev; JV80; 1972-1966	GMC; J7500; 1978-1974
GMC; Suburban; 1969-1963	Chev; Kodiak C5500; 1993-1991	GMC; J8500; 1978-1974
Linc; Continental; 1994-1982	Chev; Kodiak C6500; 1993-1991	GMC; JG7500; 1969-1966
Linc; Continental; 1980	Chev; Kodiak C7500; 1993-1991	GMC; JJ7500; 1971-1966
Linc; Continental; 1971-1970	Chev; L50; 1966-1960	GMC; JM7500; 1974-1966
Linc; Mark VI; 1983-1980	Chev; L60; 1966-1960	GMC; JM8500; 1974-1976
Linc; Mark VII; 1992-1984	Chev; M65; 1978-1973	GMC; M6500; 1978-1970
Linc; Town Car; 1990-1977	Chev; M70; 1965-1960	GMC; PS4500; 1974-1964
Mazda; B2300 Pickup; 1995-1994	Chev; M80; 1965-1960	GMC; T6000; 1978-1963
Mazda; Navajo; 1994-1991	Chev; M90; 1976	GMC; T6500; 1978-1963
Merc; Bobcat; 1980-1979	Chev; MB60; 1969-1965	GMC; TE6500; 1977-1966
Merc; Colony Park; 1991-1987	Chev; P30; 1972	GMC; TG5500; 1975-1967
Merc; Colony Park; 1974-1971	Chev; P40; 1972-1966	GMC; TG6000; 1975-1967
Merc; Comet; 1977-1971	Chev; P50; 1972-1966	GMC; TG6500; 1974-1966
Merc; Comet; 1969-1965	Chev; PS40; 1972-1964	GMC; TJ7500; 1968-1966
Merc; Cougar; 1995-1967	Chev; Q50; 1966-1965	GMC; TM5500; 1974-1970
Merc; Cyclone; 1971-1969	Chev; Q80; 1965	GMC; TM6000; 1974-1970
Merc; Grand Marquis; 1991-1975	Chev; T40; 1972-1963	GMC; TM6500; 1974-1970
Merc; LN7; 1983-1982	Chev; T60; 1978-1962	GMC; TM7500; 1974-1966
Merc; Lynx; 1987-1969	Chev; T65; 1978-1974	GMC; TM8500; 1972-1966
Merc; Marquis; 1986-1967	Chev; T70; 1974-1973	GMC; Topkick; 1979-1990
Merc; Monarch; 1980-1975	Chev; T70; 1965-1960	GMC; Topkick C6500; 1990
Merc; Montclair; 1968	Chev; T80; 1965-1960	GMC; Topkick C7500; 1990

SYSTEM PUMP & GEAR IDENT.
SYSTEM & COM- PONENT IDENT.
PASS. CARS
LIGHT TRUCKS
MEDIUM/ HEAVY TRUCKS
BUSES
HOSE NUMER- ICAL
REPAIR KITS
KIT NUMER- ICAL
ILLUST- RATIONS

Numerical Listing - Power Steering Repair Kits

	8711 - Continued	8712 - Continued	8716	
SYSTEM PUMP & GEAR IDENT.	GMC; Topkick C8500; 1990 GMC; TS5500; 1972-1963 GMC; TV7500; 1977-1966 GMC; W6; 1980 GMC; W7; 1980 GMC; WM7500; 1974-1966 GMC; WM8500; 1972-1966 Chev; B7; 1995-1993 Chev; B7; 1991-1990 Chev; B7; 1978-1977 Chev; B60 B6P; 1995-1977	Pont; Grand Prix; 1988 Pont; Lemans; 1993-1988 Pont; Sunbird; 1991-1985 Pont; Sunburst; 1988-1985 Pont; Tempest; 1989-1988 Pont; Trans Sport; 1995-1990 Pont; 6000; 1990-1987 Pont; 6000; 1985-1983 Renault; Alliance; 1987-1985 Renault; Fuego; 1985-1984 Renault; Sportwagon; 1986-1984 Saab; 900; 1993-1986 Saab; 9000; 1990-1986 VW; Cabriolet; 1993-1985 VW; Corrado; 1991-1990 VW; Golf; 1992-1985 VW; Jetta; 1992-1984 VW; Passat; 1993-1990 VW; Rabbit; 1984 VW; Scirocco; 1989-1984 Volvo; 240; 1990-1985 Volvo; 740; 1992-1985 Volvo; 760; 1990-1985 Volvo; 780; 1991-1989 Volvo; 940; 1995-1991	Chev; Blazer Full Size; 1994-1992 Chev; C&K Pickup; 1995-1988 Chev; P Van; 1995-1992 Chev; Suburban; 1995-1992 Chev; Tahoe; 1995 Dodge; B Van; 1995-1994 GMC; C&K Pickup; 1995-1988 GMC; P Van; 1995-1992 GMC; Suburban; 1995-1992 GMC; Yukon; 1995-1992	
SYSTEM & COMPONENT IDENT.	8712	8713	8717	
PASS. CARS	Asuna; GT; 1993 Asuna; SE; 1993 Buick; Century; 1991-1983 Buick; Electra; 1990-1985 Buick; Lesabre; 1991-1986 Buick; Park Ave.; 1991 Buick; Reatta; 1991-1988 Buick; Regal; 1991-1988 Buick; Riviera; 1991-1986 Buick; Skyhawk; 1989-1984 Buick; Skylark; 1991-1985 Cad; Allante; 1993 Cad; Allante; 1990-1985 Cad; Deville; 1990-1985 Cad; Eldorado; 1993 Cad; Eldorado; 1990-1985 Cad; Seville; 1993 Cad; Seville; 1990-1986 Chev; Astro; 1990-1985 Chev; Beretta; 1989-1983 Chev; Cavalier; 1989-1985 Chev; Celebrity; 1990-1987 Chev; Celebrity; 1985-1983 Chev; Corsica; 1989-1987 Chev; Corvette; 1995-1990 Chev; G Van; 1988-1985 Chev; LLV (Postal Vehicle); 1993-1987 Chev; Lumina APV; 1995-1990 Chev; S Pickup; 1993-1983 Chev; Spectrum; 1988-1985 Chry; Concorde; 1994-1993 Chry; Dynasty; 1993-1992 Chry; Intrepid; 1994 Chry; New Yorker; 1994-1992 Dodge; Dakota; 1991 Dodge; Dynasty; 1993-1992 Dodge; Intrepid; 1994-1993 Eagle; Premier; 1989-1988 Eagle; Vision; 1994-1993 Ford; Bronco Compact; 1985 Ford; Ranger; 1987-1983 Geo; Spectrum; 1989 GMC; G Van; 1988-1985 GMC; Jimmy Compact; 1988-1985 GMC; S Pickup; 1990-1984 GMC; Safari; 1990-1985 GMC; Sonoma; 1993-1991 Isuzu; I-Mark; 1989-1985 Jeep; Cherokee; 1995-1987 Jeep; Comanche; 1992-1987 Jeep; Grand Cherokee; 1995-1993 Jeep; Wagoneer; 1990-1987 Jeep; Wrangler; 1995-1991 Jeep; YJ; 1995-1991 Merkur; Scorpio; 1989-1988 Olds; Aurora; 1995 Olds; Calais; 1987-1985 Olds; Cutlass Calais; 1991-1988 Olds; Cutlass Ciera; 1991-1983 Olds; Cutlass Cruiser; 1991 Olds; Cutlass Supreme; 1988 Olds; Delta 88; 1988-1986 Olds; Eighty Eight; 1991-1985 Olds; Ninety Eight; 1991-1985 Olds; Silhouette; 1994-1986 Pont; Bonneville; 1991-1986 Pont; Firebird; 1983 Pont; Grand Am; 1990-1985	AmerMtrs; Ambassador; 1972-1966 AmerMtrs; American; 1968-1966 AmerMtrs; AMX; 1972-1968 AmerMtrs; Gremlin; 1972 AmerMtrs; Hornet; 1972-1970 AmerMtrs; Javelin; 1972-1966 AmerMtrs; Matador; 1972-1971 AmerMtrs; Rambler; 1969 AmerMtrs; Rambler Classic; 1966 AmerMtrs; Rebel; 1970-1967 Edsel; Bermuda; 1958 Edsel; Citation; 1958 Edsel; Pacer; 1958 Edsel; Ranger; 1960-1958 Edsel; Roundup; 1958 Edsel; Villager; 1960-1958 Ford; Custom; 1965-1964 Ford; Custom; 1959-1957 Ford; F Pickup; 1966-1971 Ford; Fairlane; 1965-1962 Ford; Falcon; 1965-1963 Ford; Falcon Ranchero; 1965-1962 Ford; Galaxie; 1965-1959 Ford; Mustang; 1965-1964 Ford; Thunderbird; 1965-1955 Jeep; J Pickup; 1971 Jeep; Wagoneer; 1971 Merc; Comet; 1965-1960 Merc; Meteor; 1963-1958 Merc; Montclair; 1964 Merc; Monterey; 1964-1958 Merc; Park Lane; 1964 Merc; Park Lane; 1960-1958 Rambler; Ambassador; 1965-1958 Rambler; Marlin; 1965 Rambler; Rambler; 1959-1958 Rambler; Rambler Classic; 1965-1963 Rambler; Rambler Classic; 1961-1958 Ford; C500; 1979-1971 Ford; C550; 1979-1971 Ford; C600; 1979-1971 Ford; C; 1970-1961 Ford; F600; 1979-1971 Ford; F; 1970-1958 Ford; N; 1964-1962 Ford; B500; 1979-1958	Chev; Astro; 1995-1994 Chev; Blazer Full Size; 1994-1993 Chev; C&K Pickup; 1995-1988 Chev; Camaro; 1992-1987 Chev; Caprice; 1995-1991 Chev; Impala SS; 1995-1992 Chev; S Pickup; 1995-1992 Chev; Tahoe; 1995 Dodge; B Van; 1995-1994 GMC; C&K Pickup; 1995-1988 GMC; Jimmy; 1995-1992 GMC; Safari; 1995-1992 GMC; Yukon; 1995-1992 Jeep; Grand Wagoneer; 1993 Pont; Firebird; 1992-1987	
LIGHT TRUCKS	8714	8715	8718	
MEDIUM/HEAVY TRUCKS	Ford; E Van; 1995-1992	Ford; E Van; 1995-1992	Acura; Integra; 1995-1991 Acura; TL; 1995 Honda; Accord; 1995-1992 Honda; Civic Del Sol; 1995-1993 Honda; Odyssey; 1995 Honda; Prelude; 1995-1992	
BUSES	8719	8720	8721	
HOSE NUMERICAL	Audi; V8 Quattro; 1994-1990 Audi; 100; 1991-1989 Audi; 200; 1991-1982	Dodge; Colt; 1995-1992 Dodge; Stealth; 1995-1991 Eagle; Summit; 1995-1992 Mits; Diamante; 1994-1992 Mits; Mirage; 1994-1992 Mits; 3000GT; 1995-1991 Ply; Colt; 1995-1992	Dodge; Colt; 1995 Dodge; Colt; 1992-1989 Eagle; Summit; 1995-1992 Eagle; Talon; 1994-1990 Eagle; Vista; 1992 Eagle; 2000 GTX; 1993-1991 Mits; Eclipse; 1994-1990 Mits; Expo; 1995-1989 Mits; Mirage; 1995-1994 Mits; Mirage; 1992-1989 Mits; Montero; 1995-1992 Mits; 3000GT; 1995-1994 Ply; Colt; 1995-1989 Ply; Laser; 1994-1990	
REPAIR KITS	8722	8723	8724	
KIT NUMERICAL	Chry; Conquest; 1989-1987 Dodge; Colt; 1991-1989 Dodge; Conquest; 1986-1984 Dodge; 2000 GTX; 1990-1989 Eagle; Summit; 1991-1990 Hyundai; Excel; 1989-1986 Mits; Eclipse; 1990 Mits; Galant; 1992-1988 Mits; Galant; 1985 Mits; Mirage; 1990-1989			
ILLUSTRATIONS				

Numerical Listing - Power Steering Repair Kits

8722 - Continued	8733	8754
Mits; Montero; 1991-1989 Mits; Montero; 1985-1984 Mits; Precis; 1989-1987 Mits; Sigma; 1990-1989 Mits; Starion; 1989-1984 Mits; Van; 1987 Ply; Colt; 1991-1989 Ply; Colt; 1984 Ply; Conquest; 1986-1984 Ply; Laser; 1990	Ford; Probe; 1992-1989 Mazda; MX-6; 1992-1988 Mazda; 626; 1991-1988	Buick; Electra; 1966-1960 Buick; Invicta; 1963-1960 Buick; Lesabre; 1966-1960 Buick; Riviera; 1966-1963 Buick; Skylark; 1966-1964 Buick; Special; 1966-1964 Buick; Wildcat; 1966-1964 Cad; Eldorado; 1962-1959 Cad; Fleetwood 75; 1962-1959 Cad; Fleetwood Sixty Special; 1962-1959 Cad; Series; 1962-1959 Intnatl; D Pickup; 1970-1969 Intnatl; MHC1310; 1975-1974 Intnatl; MS1210; 1974 Intnatl; 100; 1974-1971 Intnatl; 150; 1975 Intnatl; 200; 1975-1974 Intnatl; 1110; 1973-1971 Intnatl; 1310; 1973-1971 Olds; Cutlass; 1967 Olds; Delmont 88; 1967 Olds; Delta 88; 1967-1964 Olds; F85; 1967-1964 Olds; Jetstar 88; 1966-1964 Olds; Ninety Eight; 1967-1960 Olds; Se; 1963-1960 Olds; Starfire; 1966-1961 Olds; Toronado; 1967-1964 Pont; Bonneville; 1963-1960 Pont; Catalina; 1963-1960 Pont; Grand Prix; 1963-1961 Pont; Parisienne; 1963-1961 Pont; Star Chief; 1963-1959
8723	8734	
Mazda; 626; 1985-1983 Niss; Maxima; 1988-1985 Niss; Pathfinder; 1988-1987 Niss; Pickup; 1989-1983 Niss; Stanza; 1988-1986 Niss; 200SX; 1985-1984 Niss; 300ZX; 1986-1984	Honda; Prelude; 1995-1992	
8724	8735	
Infiniti; M30; 1991-1990 Niss; Maxima; 1993-1986 Niss; NX; 1993-1991 Niss; Pathfinder; 1995-1988 Niss; Pickup; 1995-1988 Niss; Pulsar NX; 1990-1987 Niss; Sentra; 1994-1989 Niss; Stanza; 1989-1986 Niss; Van; 1990 Niss; Van; 1988-1987 Niss; 200SX; 1988-1986 Niss; 240SX; 1990-1989 Niss; 300ZX; 1989-1987	Linc; Continental; 1995-1988	
8725	8736	
Niss; Pulsar NX; 1988-1986 Toy.; Paseo; 1995 Toy.; Tercel; 1995	Infiniti; M30; 1991-1990 Niss; Axxess; 1992-1990 Niss; Maxima; 1993-1989 Niss; Stanza; 1992-1990	
8726	8737	
Mazda; 626; 1987-1983 Niss; Sentra; 1988-1987	Niss; Axxess; 1992-1990 Niss; 300ZX; 1995-1989	
8727	8738	
Acura; Legend; 1995-1991	Niss; 240SX; 1993-1989	
8728	8740	
Chry; Concorde; 1995-1993 Chry; Intrepid; 1995-1993 Chry; LHS; 1995-1993 Dodge; Intrepid; 1995-1993 Eagle; Vision; 1995-1993 Ply; Neon; 1995	Saab; 900; 1993-1979	
8729	8741	
Geo; Storm; 1993-1990 Isuzu; Impulse; 1992-1990 Isuzu; Stylus; 1993-1991	BMW; 325; 1988-1984	
8730	8742	
Ford; Escort; 1995-1991 Merc; Tracer; 1995-1991	Mits; Van; 1990-1987	
8731	8743	
Ford; Escort; 1993-1991 Mazda; 323; 1993-1990 Merc; Tracer; 1993-1991	Subaru; DL; 1984-1981 Subaru; GL; 1984-1981 Subaru; Standard; 1984-1981	
8732	8744	
Ford; Probe; 1992-1989	Subaru; XT; 1991-1985	
	8745	
	Dodge; Ram 50 Pickup; 1993-1983 Dodge; Ram 50 Pickup; 1981 Mits; Pickup; 1995-1983 Mits; Starion; 1989-1983 Ply; Arrow Pickup; 1982-1981	
	8746	
	Dodge; Ram 50 Pickup; 1993-1986 Mits; Pickup; 1994-1987	
	8747	
	Dodge; Raider; 1989-1987 Mits; Montero; 1989-1984	
	8748	
	Toy.; Land Cruiser; 1983-1979	
	8749	
	Toy.; Pickup; 1991-1989 Toy.; 4 Runner; 1991-1989	
	8750	
	Toy.; Pickup; 1988-1984	
	8753	
	Dodge; Monaco; 1992-1990 Eagle; Premier; 1992-1988	
	8755	
	Buick; Electra; 1968-1967 Buick; Lesabre; 1969-1967 Buick; Skylark; 1969-1967 Buick; Skylark; 1963-1961 Buick; Special; 1969-1967 Buick; Special; 1963-1961 Buick; Wildcat; 1968-1967 Cad; Calais; 1967-1965 Cad; Deville; 1967-1965 Cad; Eldorado; 1967-1963 Cad; Fleetwood 75; 1967-1963 Cad; Fleetwood Sixty Special; 1967-1963 Chev; Beaumont; 1968-1964 Chev; BelAir; 1966-1960 Chev; Biscayne; 1966-1960 Chev; Blazer; 1970-1963 Chev; Caprice; 1966 Chev; Chevelle; 1968-1964 Chev; Chevy II; 1968-1962 Chev; El Camino; 1968-1964 Chev; Impala; 1966-1960 Chev; Suburban; 1970-1963 GMC; C&K Pickup; 1969-1963 GMC; Suburban; 1969-1963 Olds; Cutlass; 1967 Olds; F85; 1967-1966 Olds; F85; 1963-1961 Pont; Bonneville; 1966-1964 Pont; Bonneville; 1959 Pont; Catalina; 1966-1964 Pont; Catalina; 1959 Pont; Grand Prix; 1966-1964 Pont; GTO; 1966 Pont; Laurentian; 1966-1964 Pont; Parisienne; 1966-1964 Pont; Star Chief; 1966-1964 Pont; Tempest; 1966-1961 Pont; Ventura; 1961-1960	
	8756	
	Audi; Coupe Quattro; 1991-1990 Audi; 80; 1992-1988 Audi; 90; 1991-1988 Audi; 4000; 1987-1980	

SYSTEM PUMP & GEAR IDENT.
SYSTEM & COM- PONENT IDENT.
PASS. CARS
LIGHT TRUCKS
MEDIUM/ HEAVY TRUCKS
BUSES
HOSE NUMER- ICAL
REPAIR KITS
KIT NUMER- ICAL
ILLUST- RATIONS

Numerical Listing - Power Steering Repair Kits

	8757	8765 - Continued	8766 - Continued	
SYSTEM PUMP & GEAR IDENT.	Audi; 5000; 1983-1978	Dodge; Polara; 1961-1960 Dodge; Royal Monaco; 1977-1975 Dodge; St. Regis; 1981-1979 Ply; B Van; 1983-1974 Ply; Barracuda; 1974-1973 Ply; Belvedere; 1961-1958 Ply; Caravelle; 1988-1989 Ply; Duster; 1976-1973 Ply; Fury; 1978-1965 Ply; Fury; 1961-1959 Ply; Gran Fury; 1989-1980 Ply; Gran Fury; 1977-1973 Ply; Savoy; 1961-1958 Ply; Scamp; 1976-1973 Ply; Valiant; 1976-1973 Ply; Volare; 1980-1976	Dodge; Ramcharger; 1993-1974 Dodge; RM Motor Home; 1974-1973 Ford; Bronco; 1977-1972 Ford; Custom; 1969-1965 Ford; Custom 500; 1979 Ford; E Van; 1982-1975 Ford; Galaxie; 1969-1972 Ford; Ltd; 1969-1967 Ford; Ltd II; 1979-1977 Ford; Mustang; 1973-1971 Ford; Ranch Wagon; 1974-1972 Ford; Ranchero; 1979-1972 Ford; Thunderbird; 1979-1972 GMC; C&K Pickup; 1986-1968 GMC; Caballero; 1987-1978 GMC; G Van; 1995-1971 GMC; G Van; 1969 GMC; Jimmy; 1993-1992 GMC; Jimmy; 1982-1983 GMC; Jimmy Full Size; 1991-1983 GMC; P Van; 1993-1973 GMC; R&V Pickup; 1991-1987 GMC; S Pickup; 1990-1985 GMC; Sonoma; 1993-1991 GMC; Sprint; 1977-1971 GMC; Suburban; 1991-1968 GMC; Syclone; 1992-1991 GMC; Typhoon; 1993-1992 Intnatl; D Pickup; 1970-1969 Intnatl; MS1210; 1975-1973 Intnatl; Scout; 1971 Intnatl; 100; 1974-1971 Intnatl; 150; 1975 Intnatl; 200; 1975-1974 Intnatl; 1110; 1973-1971 Intnatl; 1210; 1973-1971 Intnatl; 1310; 1973-1971 Jeep; Cherokee; 1995-1974 Jeep; CJ; 1986-1972 Jeep; Comanche; 1992-1986 Jeep; Commando; 1973-1972 Jeep; Grand Cherokee; 1995-1993 Jeep; Grand Wagoneer; 1991-1984 Jeep; J Pickup; 1988-1971 Jeep; Scrambler; 1985-1981 Jeep; Wagoneer; 1990-1971 Jeep; Wrangler; 1995-1987 Jeep; YJ; 1995-1987 Merc; Cougar; 1979-1971 Merc; Montclair; 1965-1972 Merc; Monterey; 1965 Merc; Park Lane; 1965 Olds; Bravada; 1994-1971 Olds; Cutlass; 1987-1967 Olds; Cutlass Cruiser; 1981-1978 Olds; Cutlass Supreme; 1988 Olds; Delmont 88; 1968-1967 Olds; Delta 88; 1985-1964 Olds; F85; 1972-1961 Olds; Jetstar 88; 1966-1964 Olds; Ninety Eight; 1984-1964 Olds; Omega; 1979-1973 Olds; Se; 1963-1960 Olds; Se; 1963-1960 Olds; Starfire; 1980-1975 Olds; Starfire; 1966-1961 Olds; Toronado; 1985-1966 Olds; Vista Cruiser; 1975-1964 Olds; 442; 1971-1968 Ply; Trailduster; 1981-1974 Pont; Acadian; 1971-1962 Pont; Astre; 1977-1973 Pont; Bonneville; 1986-1959 Pont; Catalina; 1981-1967 Pont; Firebird; 1992-1967 Pont; Grand Am; 1980-1978 Pont; Grand Am; 1975-1973 Pont; Grand Lemans; 1983-1975 Pont; Grand Prix; 1987-1962 Pont; Grand Safari; 1978-1971 Pont; Grandville; 1975-1971 Pont; GTO; 1971-1966	
SYSTEM & COMPONENT IDENT.	8758			
	Audi; 100; 1991-1989 Audi; 200; 1991-1984			
PASS. CARS	8759	8766		
	Dodge; Challenger; 1972-1970 Dodge; Charger; 1972-1966 Dodge; Coronet; 1972-1965 Dodge; Custom 880; 1962 Dodge; Dart; 1972-1962 Dodge; Lancer; 1962 Dodge; Polara; 1964-1962 Dodge; 330; 1964-1963 Ply; Barracuda; 1972-1967 Ply; Belvedere; 1970-1962 Ply; Duster; 1972-1970 Ply; Fury; 1964-1962 Ply; Road Runner; 1972-1962 Ply; Scamp; 1972-1962	AmerMtrs; Ambassador; 1974-1966 AmerMtrs; American; 1968-1966 AmerMtrs; AMX; 1980-1978 AmerMtrs; AMX; 1974-1968 AmerMtrs; Concord; 1983-1978 AmerMtrs; Eagle; 1988-1980 AmerMtrs; Gremlin; 1978-1970 AmerMtrs; Hornet; 1977-1970 AmerMtrs; Javelin; 1974-1966 AmerMtrs; Matador; 1978-1971 AmerMtrs; Rambler; 1969 AmerMtrs; Rambler Classic; 1966 AmerMtrs; Rebel; 1970-1967 AmerMtrs; Spirit; 1983-1979 Buick; Apollo; 1975-1973 Buick; Centurion; 1973-1971 Buick; Century; 1981-1973 Buick; Electra; 1989-1959 Buick; Estate Wagon; 1979-1971 Buick; Invicta; 1963-1959 Buick; Regal; 1987-1973 Buick; Riviera; 1985-1963 Buick; Roadmaster; 1995-1975 Buick; Skylark; 1979-1975 Buick; Skylark; 1972-1961 Buick; Special; 1969-1961 Buick; Wildcat; 1970-1964 Cad; Brougham; 1992-1965 Cad; Deville; 1984-1965 Cad; Eldorado; 1985-1959 Cad; Fleetwood; 1995-1989 Cad; Fleetwood; 1986-1959 Cad; Fleetwood Sixty Special; 1967-1959 Cad; Se00; 1964-1959 Cad; Seville; 1985-1976 Chev; Astro; 1993-1985 Chev; Beaumont; 1969-1966 Chev; BelAir; 1981-1965 Chev; Biscayne; 1975-1965 Chev; Blazer; 1982-1969 Chev; Blazer Compact; 1993-1983 Chev; Blazer Full Size; 1991-1983 Chev; C&K Pickup; 1986-1968 Chev; Camaro; 1992-1967 Chev; Caprice; 1990-1966 Chev; Chevelle; 1976-1964 Chev; Chevy II; 1968 Chev; El Camino; 1987-1971 Chev; Impala; 1985-1965 Chev; LLV (Postal Vehicle); 1995-1987 Chev; Malibu; 1983-1973 Chev; Monte Carlo; 1988-1970 Chev; Monza; 1980-1975 Chev; Nova; 1979-1969 Chev; P Van; 1993-1973 Chev; R&V Pickup; 1991-1987 Chev; S Pickup; 1993-1982 Chev; Suburban; 1991-1968 Chev; Vega; 1977-1971 Dodge; D & W Pickup; 1993-1972 Dodge; Dakota; 1995-1987 Dodge; M Motor Home; 1980-1975 Dodge; M Motor Home; 1973-1969		
LIGHT TRUCKS	8760			
	Toy.; Land Cruiser; 1989-1988 Toy.; Pickup; 1995-1981 Toy.; 4 Runner; 1995-1984			
MEDIUM/HEAVY TRUCKS	8761			
	Niss; Sentra; 1990-1987			
BUSES	8763			
	Chev; Astro; 1995-1994 Chev; Blazer Full Size; 1994-1993 Chev; C&K Pickup; 1995-1988 Chev; Camaro; 1992-1987 Chev; Caprice; 1995-1991 Chev; Impala SS; 1995-1992 Chev; S Pickup; 1995-1992 Chev; Tahoe; 1995 Dodge; B Van; 1995-1994 GMC; C&K Pickup; 1995-1988 GMC; Jimmy; 1995-1992 GMC; Safari; 1995-1992 GMC; Yukon; 1995-1992 Jeep; Grand Wagoneer; 1993 Pont; Firebird; 1992-1987			
HOSE NUMERICAL	8764			
	Saab; 9000; 1995-1986			
REPAIR KITS	8765			
	Chry; Cordoba; 1983-1975 Chry; Fifth Ave.; 1989-1981 Chry; Imperial; 1975-1958 Chry; Lebaron; 1981-1977 Chry; Lebaron; 1967-1958 Chry; New Yorker; 1982-1958 Chry; Newport; 1981-1958 Chry; Town & Country; 1981-1971 Chry; Windsor; 1961-1958 Chry; 300; 1971-1958 Dodge; Aspen; 1980-1976 Dodge; B Van; 1993-1971 Dodge; CB Van; 1980-1972 Dodge; Challenger; 1974-1973 Dodge; Charger; 1978-1973 Dodge; Coronet; 1976-1973 Dodge; Coronet; 1959-1958 Dodge; Custom 880; 1965-1963 Dodge; Dart; 1976-1973 Dodge; Diplomat; 1989-1977 Dodge; Magnum; 1979-1978 Dodge; MB Van; 1980-1972 Dodge; Mirada; 1983-1980 Dodge; Monaco; 1978-1965 Dodge; Polara; 1973-1965			
KIT NUMERICAL				
ILLUSTRATIONS				

Numerical Listing - Power Steering Repair Kits

8766 - Continued	8769 - Continued	8780 - Continued
<p>Pont; Laurentian; 1981-1961 Pont; Lemans; 1981-1970 Pont; Parisienne; 1986-1961 Pont; Phoenix; 1979-1977 Pont; Safari; 1989-1987 Pont; Tempest; 1970-1961 Pont; Ventura; 1977-1971 Pont; Ventura; 1961-1960 Rambler; Ambassador; 1965 Rambler; Rambler Classic; 1965-1964 Chev; P30; 1995 Chev; P30; 1990-1979 Chev; P30; 1977-1972 GMC; P3500; 1995 GMC; P3500; 1979-1978</p> <p style="text-align: center;">8767</p> <p>Buick; Century; 1981-1978 Buick; Regal; 1983-1977 Buick; Skyhawk; 1980-1977 Chev; Camaro; 1983-1977 Chev; El Camino; 1984-1977 Chev; Malibu; 1983-1977 Chev; Monte Carlo; 1984-1977 Chev; Monza; 1980-1977 Chev; Nova; 1979-1977 Chev; Vega; 1977 GMC; Caballero; 1984-1977 Olds; Cutlass; 1984-1977 Olds; Cutlass Cruiser; 1981-1978 Olds; Omega; 1978-1977 Olds; Starfire; 1980-1977 Pont; Astre; 1977-1975 Pont; Firebird; 1983-1982 Pont; Grand Am; 1980-1978 Pont; Grand Lemans; 1981-1977 Pont; Grand Prix; 1981-1977 Pont; Lemans; 1981-1977 Pont; Phoenix; 1979-1977 Pont; Sunbird; 1980-1977 Pont; Ventura; 1977</p> <p style="text-align: center;">8768</p> <p>Ford; Country Sedan; 1973-1971 Ford; Country Squire; 1973-1965 Ford; Custom 500; 1973-1968 Ford; Galaxie; 1970-1965 Ford; Galaxie 500; 1973-1971 Ford; Ltd; 1973-1967 Ford; Ranch Wagon; 1971-1965 Linc; Continental; 1971-1965 Linc; Mark III; 1971-1968 Merc; Colony Park; 1972-1969 Merc; Marquis; 1972-1965 Merc; Monterey; 1972-1965 Merc; Park Lane; 1968-1965</p> <p style="text-align: center;">8769</p> <p>Ford; Bronco; 1979-1978 Ford; Country Sedan; 1974 Ford; Country Squire; 1974 Ford; Custom 500; 1977-1974 Ford; Elite; 1976-1975 Ford; F Pickup; 1977-1973 Ford; Galaxie 500; 1974 Ford; Gran Torino; 1976-1972 Ford; Ltd; 1977-1974 Ford; Ltd II; 1977 Ford; Ranch Wagon; 1974-1972 Ford; Ranchero; 1977-1972 Ford; Thunderbird; 1977-1973 Ford; Torino; 1976-1972 Linc; Continental; 1977-1972 Linc; Mark IV; 1976-1972 Linc; Mark V; 1977 Merc; Colony Park; 1974-1973 Merc; Cougar; 1977-1974 Merc; Grand Marquis; 1977-1975 Merc; Marquis; 1977-1973</p>	<p>Merc; Montego; 1976-1972 Merc; Monterey; 1974-1973 Ford; E350; 1989 Ford; F Super Duty; 1989-1988</p> <p style="text-align: center;">8770</p> <p>Toy.; Land Cruiser; 1990-1984</p> <p style="text-align: center;">8775</p> <p>Jeep; Grand Wagoneer; 1993</p> <p style="text-align: center;">8776</p> <p>Dodge; Ram Pickup; 1995-1994</p> <p style="text-align: center;">8777</p> <p>Dodge; Ram Pickup; 1995-1994 Jeep; Grand Wagoneer; 1993</p> <p style="text-align: center;">8778</p> <p>Ford; Bronco; 1995-1991 Ford; Bronco; 1983-1980 Ford; Bronco Compact; 1990-1984 Ford; Bronco Full Size; 1990-1984 Ford; Country Squire; 1991-1987 Ford; Crown Victoria; 1995-1992 Ford; Custom 500; 1979-1978 Ford; E Van; 1995-1982 Ford; Explorer; 1994-1991 Ford; F Pickup; 1995-1978 Ford; Ltd; 1982-1978 Ford; Ltd II; 1979-1978 Ford; Ltd Crown Victoria; 1991-1987 Ford; Ranger; 1995-1983 Ford; Super Duty Pickup; 1995-1988 Ford; Thunderbird; 1979-1978 Linc; Continental; 1980-1978 Linc; Mark VI; 1983-1980 Linc; Town Car; 1995-1981 Mazda; Navajo; 1994-1991 Merc; Colony Park; 1991-1987 Merc; Cougar; 1979-1978 Merc; Grand Marquis; 1995-1978 Merc; Marquis; 1982-1978</p> <p style="text-align: center;">8779</p> <p>Ford; Bronco; 1995-1991 Ford; Bronco; 1983-1980 Ford; Bronco Compact; 1990-1984 Ford; Bronco Full Size; 1990-1984 Ford; Country Squire; 1991-1987 Ford; Crown Victoria; 1995-1992 Ford; Custom 500; 1979-1978 Ford; E Van; 1995-1982 Ford; Explorer; 1994-1991 Ford; F Pickup; 1995-1978 Ford; Ltd; 1982-1978 Ford; Ltd II; 1979-1978 Ford; Ltd Crown Victoria; 1991-1987 Ford; Ranger; 1995-1983 Ford; Super Duty Pickup; 1995-1988 Ford; Thunderbird; 1979-1978 Linc; Continental; 1980-1978 Linc; Mark VI; 1983-1980 Linc; Town Car; 1995-1981 Mazda; Navajo; 1994-1991 Merc; Colony Park; 1991-1987 Merc; Cougar; 1979-1978 Merc; Grand Marquis; 1995-1978 Merc; Marquis; 1982-1978</p> <p style="text-align: center;">8780</p> <p>Chev; Astro; 1995-1994 Chev; Blazer Full Size; 1994-1992 Chev; C&K Pickup; 1995-1988 Chev; Camaro; 1992-1987 Chev; Caprice; 1995-1991</p>	<p>Chev; Impala SS; 1995-1992 Chev; Tahoe; 1995 GMC; C&K Pickup; 1995-1988 GMC; Jimmy; 1995-1992 GMC; Yukon; 1995-1992 Olds; Bravada; 1994 Pont; Firebird; 1992-1987</p> <p style="text-align: center;">8781</p> <p>Chev; Blazer Full Size; 1994-1992 Chev; C&K Pickup; 1995-1988 Chev; P Van; 1995-1992 Chev; Suburban; 1995-1992 Chev; Tahoe; 1995 GMC; C&K Pickup; 1995-1988 GMC; P Van; 1995-1992 GMC; Suburban; 1995-1992 GMC; Yukon; 1995-1992</p> <p style="text-align: center;">8785</p> <p>Buick; Century; 1995-1992 Buick; Park Ave.; 1995-1992 Buick; Regal; 1995-1994 Chev; Camaro; 1995-1993 Chev; Cavalier; 1995 Chev; Lumina APV; 1995-1990 Chev; Monte Carlo; 1995 Olds; Cutlass Ciera; 1995-1993 Olds; Ninety Eight; 1995-1992 Olds; Silhouette; 1995-1990 Pont; Bonneville; 1995-1992 Pont; Firebird; 1995-1993 Pont; Grand Prix; 1995-1992 Pont; Sunfire; 1995 Pont; Trans Sport; 1995-1990</p> <p style="text-align: center;">8786</p> <p>Buick; Riviera; 1995 Olds; Aurora; 1995 Olds; Cutlass Supreme; 1995</p> <p style="text-align: center;">8789</p> <p>Merc; Villager; 1995-1993 Niss; Quest; 1995-1993</p> <p style="text-align: center;">8790</p> <p>Toy.; Avalon; 1995 Toy.; Camry; 1995-1991</p> <p style="text-align: center;">8791</p> <p>Dodge; Ram 50 Pickup; 1993-1987 Hyundai; Elantra; 1994-1990 Hyundai; Scoupe; 1992-1991 Mits; Pickup; 1995-1986 Mits; Precis; 1993-1990</p> <p style="text-align: center;">8792</p> <p>Ford; Probe; 1992-1990 Ford; Taurus; 1995-1989 Ford; Tempo; 1994-1992 Merc; Topaz; 1994-1992</p> <p style="text-align: center;">8793</p> <p>Buick; Lesabre; 1995-1992 Buick; Park Ave.; 1995-1992 Buick; Regal; 1995-1991 Olds; Achieva; 1995-1992 Olds; Cutlass Ciera; 1995-1994 Olds; Cutlass Cruiser; 1994-1993 Olds; Ninety Eight; 1995-1992 Pont; Bonneville; 1995-1992 Pont; Grand Am; 1995-1992 Pont; Grand Prix; 1995-1992 Saturn; S-Series; 1995-1991</p>

SYSTEM PUMP & GEAR IDENT.
SYSTEM & COM- PONENT IDENT.
PASS. CARS
LIGHT TRUCKS
MEDIUM/ HEAVY TRUCKS
BUSES
HOSE NUMER- ICAL
REPAIR KITS
KIT NUMER- ICAL
ILLUST- RATIONS

Numerical Listing - Power Steering Repair Kits

SYSTEM PUMP & GEAR IDENT.	8794		8808
	Cad; Deville; 1995-1994 Dodge; Viper; 1995-1992 Jeep; Cherokee; 1995 Jeep; Grand Wagoneer; 1993 Volvo; 240; 1993-1991 Volvo; 850; 1995-1993 Volvo; 960; 1995-1992	Ford; Windstar; 1995	8824 - Continued
SYSTEM & COMPONENT IDENT.	8795		8825
	Buick; Skylark; 1995 Chev; Cavalier; 1995 Pont; Grand Am; 1995 Pont; Sunfire; 1995	8809	Dodge; Colt; 1994-1985 Dodge; Raider; 1989-1987 Dodge; Ram 50 Pickup; 1989-1984 Eagle; Vista; 1991-1989 Ford; Festiva; 1993-1990 Mits; Cordia; 1988-1984 Mits; Galant; 1987-1985 Mits; Mirage; 1988-1985 Mits; Montero; 1989-1986 Mits; Pickup; 1989-1984 Mits; Tredia; 1988-1984 Mits; Van; 1990-1987 Ply; Colt; 1991-1985
PASS. CARS	8796		8826
	Chev; Camaro; 1995-1993	8810	
	8797		8827
	Lexus; GS300; 1995-1993 Lexus; SC300; 1995-1992 Toy.; Supra; 1995-1993 Toy.; T100; 1995	8811	Toy.; Land Cruiser; 1995-1993
LIGHT TRUCKS	8798		8827
	Chry; Sebring; 1995 Dodge; Avenger; 1995 Eagle; Talon; 1995 Geo; Prizm; 1995-1993 Mits; Eclipse; 1995 Toy.; Avalon; 1995 Toy.; Camry; 1995-1991 Toy.; Corolla; 1995-1993 Toy.; T100; 1995 Toy.; Tacoma; 1995	8812	Toy.; Celica; 1995-1994 Toy.; Land Cruiser; 1992-1990 Toy.; Paseo; 1995-1992 Toy.; Pickup; 1995-1992 Toy.; T100; 1994-1991 Toy.; 4 Runner; 1995-1992
MEDIUM/HEAVY TRUCKS		8813	8828
		Buick; Roadmaster; 1993-1992 Cad; Brougham; 1992-1991 Cad; Fleetwood; 1993-1991	Toy.; Cressida; 1992-1989 Toy.; Supra; 1993-1986
		8814	8829
		Buick; Roadmaster; 1995-1994 Cad; Fleetwood; 1995-1994	Toy.; Previa; 1995-1991
		8815	8830
		Chev; Camaro; 1995-1993 Pont; Firebird; 1995-1993	Infiniti; G20; 1995-1991 Niss; NX; 1993-1991 Niss; Sentra; 1994-1990 Niss; 200SX; 1995
		8816	8831
		Chev; Cavalier; 1994-1992 Pont; Lemans; 1993-1988	Mazda; MPV; 1995-1989 Mazda; RX-7; 1991-1986 Niss; Maxima; 1995-1994
		8817	8832
		Cad; Allante; 1993 Cad; Deville; 1995-1993 Cad; Seville; 1995-1993 Cad; Sixty Special; 1993	Subaru; Impreza; 1995-1993 Subaru; Legacy; 1995-1993
		8818	8833
		Saturn; S-Series; 1995-1991	Asuna; Sunfire; 1993 Geo; Metro; 1995 Geo; Storm; 1993-1990 Isuzu; Impulse; 1992-1990 Isuzu; Stylus; 1993-1991 Pont; Firefly; 1995 Suzuki; Swift; 1995
		8819	8834
		Olds; Achieva; 1995-1992 Pont; Grand Am; 1995-1992	Jaguar; Vanden Plas; 1995 Jaguar; XJ12; 1995 Jaguar; XJR; 1995
		8820	8835
		Geo; Metro; 1995 Suzuki; Swift; 1995	Niss; Pickup; 1985-1983
		8821	8836
		Niss; 240SX; 1995-1991	Mazda; 323; 1989-1986 Merc; Capri; 1994-1991 Merc; Tracer; 1989-1988
		8822	
		Infiniti; J30; 1995-1990 Niss; 300ZX; 1993-1990	
		8823	
		Infiniti; J30; 1995-1993 Niss; Axxess; 1992-1990 Niss; Stanza; 1992-1991 Niss; 300ZX; 1995-1990	
		8824	
		Lexus; ES300; 1995-1992 Toy.; Camry; 1994-1991	
REPAIR KITS	8802		
	Olds; Achieva; 1995 Pont; Grand Am; 1995	8825	
	8803		
	Dodge; Neon; 1995 Ply; Neon; 1995	8826	
	8804		
	Ford; Tempo; 1994-1992 Merc; Topaz; 1994-1992	8827	
		8828	
		Chry; Cirrus; 1995 Chry; Sebring; 1995 Dodge; Avenger; 1995 Eagle; Talon; 1995 Mits; Eclipse; 1995	
		8829	
		Ford; Explorer; 1995	
		8830	
		8831	
		8832	
		8833	
		8834	
		8835	
		8836	

Numerical Listing - Power Steering Repair Kits

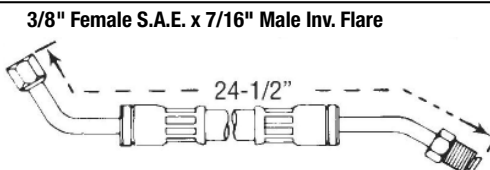
<p style="text-align: center;">8837</p> <p>Ford; Probe; 1992-1989 Isuzu; Trooper; 1995-1992 Mazda; MX-6; 1992-1988 Mazda; 626; 1992-1988</p> <p style="text-align: center;">8838</p> <p>Mazda; B2000 Pickup; 1987-1986 Mazda; B2200 Pickup; 1993-1987</p> <p style="text-align: center;">8839</p> <p>Mazda; MX-3; 1995-1992 Mazda; MX-5 Miata; 1995-1990 Mazda; Protege; 1995-1990 Mazda; 323; 1995-1990</p> <p style="text-align: center;">8840</p> <p>Asuna; Sunrunner; 1993-1992 Geo; Tracker; 1995-1989 Pont; Sunrunner; 1995-1994 Suzuki; Sidekick; 1995-1989</p> <p style="text-align: center;">8841</p> <p>Audi; Coupe Quattro; 1991-1990 Audi; 80; 1992-1988 Audi; 90; 1991-1988 BMW; M5; 1993-1991 BMW; M5; 1988 BMW; 318i; 1995-1991 BMW; 318i; 1985-1984 BMW; 318iS; 1994-1991 BMW; 320i; 1981-1984 BMW; 325i; 1988-1985 BMW; 525i; 1995-1983 BMW; 535i; 1993-1985 BMW; 535iS; 1988 BMW; 633CSI; 1984 BMW; 635CSI; 1989-1985 BMW; 735i; 1992-1987 BMW; 735iL; 1992-1988 BMW; 750iL; 1994-1988 BMW; 850Ci; 1995-1993 BMW; 850CSI; 1995-1994 BMW; 850i; 1992-1991 Porsche; 911; 1994-1989 Porsche; 928; 1994-1989 Porsche; 944; 1991-1989 Porsche; 968; 1994-1992 VW; Vanagon; 1992-1983</p> <p style="text-align: center;">8842</p> <p>Audi; A6; 1995 Audi; Cabriolet; 1995-1994 Audi; 90; 1995-1993 Audi; 90; 1991 Audi; 100; 1994-1992</p> <p style="text-align: center;">8843</p> <p>Hyundai; Accent; 1995 Hyundai; Elantra; 1995-1993 Hyundai; Sonata; 1995-1993 Mits; Precis; 1994</p> <p style="text-align: center;">8844</p> <p>Infiniti; Q45; 1995-1990</p> <p style="text-align: center;">8845</p> <p>Toy.; Corolla; 1982-1979 Toy.; Cressida; 1984-1981 Toy.; Van; 1985-1984</p> <p style="text-align: center;">8846</p> <p>Toy.; Pickup; 1989-1986 Toy.; 4 Runner; 1989-1986</p>	<p style="text-align: center;">8847</p> <p>Toy.; Pickup; 1995-1991 Toy.; T100; 1995-1993 Toy.; 4 Runner; 1995-1991</p> <p style="text-align: center;">8848</p> <p>Mits; Montero; 1995-1994</p> <p style="text-align: center;">8849</p> <p>Toy.; Pickup; 1995-1988</p> <p style="text-align: center;">8850</p> <p>Honda; Passport; 1995-1994 Isuzu; Amigo; 1994-1989 Isuzu; Pickup; 1995-1988 Isuzu; Rodeo; 1995-1991 Isuzu; Trooper; 1995-1986</p> <p style="text-align: center;">8851</p> <p>Niss; Pathfinder; 1995-1993 Niss; Pickup; 1995-1989</p> <p style="text-align: center;">8852</p> <p>Niss; Pathfinder; 1990-1987</p> <p style="text-align: center;">8853</p> <p>Toy.; Land Cruiser; 1995-1990</p> <p style="text-align: center;">8854</p> <p>Geo; Tracker; 1995-1989 Suzuki; Sidekick; 1995-1989</p> <p style="text-align: center;">8855</p> <p>Mazda; B2000 Pickup; 1987-1986 Mazda; B2200 Pickup; 1993-1987 Mazda; B2600i Pickup; 1993-1990 Mazda; RX-7; 1985-1984</p> <p style="text-align: center;">8856</p> <p>Mazda; B2300 Pickup; 1995-1994</p> <p style="text-align: center;">8857</p> <p>Niss; Pickup; 1995-1986</p> <p style="text-align: center;">8858</p> <p>Niss; Pickup; 1995-1986</p> <p style="text-align: center;">8859</p> <p>Niss; Pathfinder; 1992-1991 Niss; Pickup; 1993-1991</p> <p style="text-align: center;">8860</p> <p>Land Rover; Defender 90; 1995-1992</p> <p style="text-align: center;">8861</p> <p>Mazda; RX-7; 1991-1986</p> <p style="text-align: center;">8862</p> <p>Mazda; MPV; 1995-1989</p> <p style="text-align: center;">8863</p> <p>Geo; Storm; 1991-1990</p> <p style="text-align: center;">8864</p> <p>Mazda; MX-5 Miata; 1995-1990</p> <p style="text-align: center;">8865</p> <p>Ford; Probe; 1995-1993</p>	<p style="text-align: center;">8865 - Continued</p> <p>Mazda; MX-6; 1995-1993 Mazda; 626; 1995-1993</p> <p style="text-align: center;">8866</p> <p>BMW; 318i; 1995-1992 BMW; 318iS; 1995-1992 BMW; 318Ti; 1995 BMW; 325i; 1995-1992 BMW; 325iS; 1995-1992</p> <p style="text-align: center;">8867</p> <p>Niss; Altima; 1995-1993</p> <p style="text-align: center;">8868</p> <p>Subaru; Impreza; 1995-1993 Subaru; Legacy; 1995-1990</p> <p style="text-align: center;">8869</p> <p>Acura; Integra; 1993-1990</p> <p style="text-align: center;">8870</p> <p>Chry; Sebring; 1995 Dodge; Avenger; 1995 Eagle; Talon; 1995 Mits; Eclipse; 1995 Mits; Galant; 1995-1993</p> <p style="text-align: center;">8871</p> <p>Mits; Galant; 1994</p> <p style="text-align: center;">8872</p> <p>VW; Corrado; 1991-1990 VW; Golf; 1992-1985 VW; Jetta; 1993-1985</p> <p style="text-align: center;">8873</p> <p>Infiniti; J30; 1995-1993 Infiniti; Q45; 1995-1990</p> <p style="text-align: center;">8874</p> <p>Honda; Accord; 1995</p> <p style="text-align: center;">8875</p> <p>Honda; Civic; 1995-1992 Honda; Civic Del Sol; 1995-1993</p> <p style="text-align: center;">8876</p> <p>Hyundai; Sonata; 1995-1994</p> <p style="text-align: center;">8877</p> <p>Geo; Prizm; 1995-1993</p> <p style="text-align: center;">8878</p> <p>Lexus; ES300; 1994-1992</p> <p style="text-align: center;">8879</p> <p>Niss; Maxima; 1995-1994</p> <p style="text-align: center;">8880</p> <p>Niss; NX; 1993-1991 Niss; Sentra; 1995-1991 Niss; 200SX; 1995</p> <p style="text-align: center;">8881</p> <p>Toy.; Celica; 1995-1994</p> <p style="text-align: center;">8882</p> <p>Toy.; Tacoma; 1995</p>

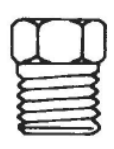
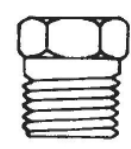
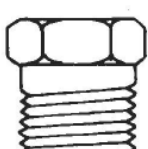
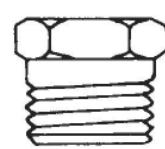
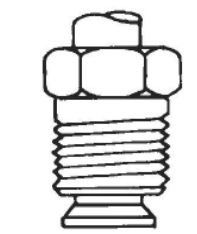
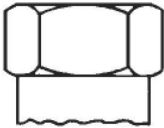



- SYSTEM PUMP & GEAR IDENT.
- SYSTEM & COMPONENT IDENT.
- PASS. CARS
- LIGHT TRUCKS
- MEDIUM/HEAVY TRUCKS
- BUSES
- HOSE NUMERICAL
- REPAIR KITS
- KIT NUMERICAL
- ILLUSTRATIONS

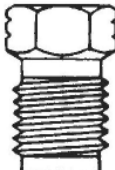
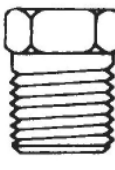
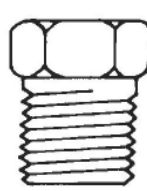
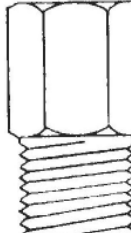
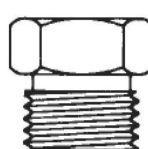
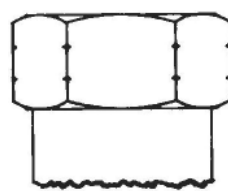
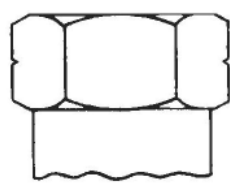
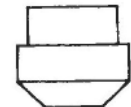
Numerical Listing - Power Steering Repair Kits

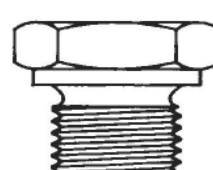
		8895 - Continued	8897 - Continued
SYSTEM PUMP & GEAR IDENT.	8883 Toy.; Tacoma; 1995	Isuzu; Pickup; 1995-1986 Isuzu; Rodeo; 1995-1991 Isuzu; Trooper; 1991-1988	Linc; Mark VI; 1983-1980 Linc; Town Car; 1995-1981 Mazda; Navajo; 1994-1991 Merc; Colony Park; 1991-1987 Merc; Cougar; 1979-1978 Merc; Grand Marquis; 1995-1978 Merc; Marquis; 1982-1978
SYSTEM & COMPONENT IDENT.	8884 Hyundai; Elantra; 1995-1992	8896 Ford; Bronco; 1995-1991 Ford; Bronco; 1983-1980 Ford; Bronco Compact; 1990-1984 Ford; Bronco Full Size; 1990-1984 Ford; Country Squire; 1991-1987 Ford; Crown Victoria; 1995-1992 Ford; Custom 500; 1979-1978 Ford; E Van; 1995-1982 Ford; Explorer; 1994-1991 Ford; F Pickup; 1995-1978 Ford; Ltd; 1982-1978 Ford; Ltd II; 1979-1978 Ford; Ltd Crown Victoria; 1991-1987 Ford; Ranger; 1995-1983 Ford; Super Duty Pickup; 1995-1988 Ford; Thunderbird; 1979-1978 Linc; Continental; 1980-1978 Linc; Mark VI; 1983-1980 Linc; Town Car; 1995-1981 Mazda; Navajo; 1994-1991 Merc; Colony Park; 1991-1987 Merc; Cougar; 1979-1978 Merc; Grand Marquis; 1995-1978 Merc; Marquis; 1982-1978	8898 Toy.; Pickup; 1988-1985 Toy.; Pickup; 1983-1981
PASS. CARS	8885 Acura; Integra; 1995-1994	8897 Ford; Bronco; 1995-1991 Ford; Bronco; 1983-1980 Ford; Bronco Compact; 1990-1984 Ford; Bronco Full Size; 1990-1984 Ford; Country Squire; 1991-1987 Ford; Crown Victoria; 1995-1992 Ford; Custom 500; 1979-1978 Ford; E Van; 1995-1982 Ford; Explorer; 1994-1991 Ford; F Pickup; 1995-1978 Ford; Ltd; 1982-1978 Ford; Ltd II; 1979-1978 Ford; Ltd Crown Victoria; 1991-1987 Ford; Ranger; 1995-1983 Ford; Super Duty Pickup; 1995-1988 Ford; Thunderbird; 1979-1978 Linc; Continental; 1980-1978 Linc; Mark VI; 1983-1980 Linc; Town Car; 1995-1981 Mazda; Navajo; 1994-1991 Merc; Colony Park; 1991-1987 Merc; Cougar; 1979-1978 Merc; Grand Marquis; 1995-1978 Merc; Marquis; 1982-1978	8899 Toy.; Pickup; 1988-1984
LIGHT TRUCKS	8886 Hyundai; Accent; 1995	8899 Cad; Deville; 1995 Cad; Eldorado; 1995-1994 Dodge; Viper; 1995-1992 Jeep; Grand Wagoneer; 1993 Volvo; 240; 1993-1991 Volvo; 850; 1995-1993 Volvo; 960; 1995-1992	8900 Ford; E Van; 1974-1963 Ford; Falcon; 1970-1963 Ford; Falcon Ranchero; 1965-1962 Ford; Galaxie; 1964-1961 Ford; Granada; 1980-1975 Ford; Maverick; 1977-1970 Ford; Mustang; 1970-1964 Ford; Ranchero; 1971-1966 Ford; Thunderbird; 1960-1957 Ford; Torino; 1971-1968 Linc; Versailles; 1980-1977 Merc; Comet; 1977-1971 Merc; Comet; 1969-1962 Merc; Cougar; 1970-1968 Merc; Cyclone; 1971-1969 Merc; Meteor; 1963-1961 Merc; Monarch; 1980-1964 Merc; Montego; 1971-1968 Merc; Monterey; 1964-1961
MEDIUM/HEAVY TRUCKS	8887 Mazda; 323; 1989-1986 Merc; Capri; 1994-1987	8899 Kia; Sephia; 1995-1994	8901
BUSES	8888 Infiniti; G20; 1995-1991	8890 Acura; TL; 1995	
HOSE NUMERICAL	8889 Niss; NX; 1993-1991 Niss; Sentra; 1994-1991	8891 Niss; NX; 1993-1991 Niss; Sentra; 1994-1991	
REPAIR KITS	8892 Mazda; Protege; 1995-1992	8892 Mazda; Protege; 1995-1992	
KIT NUMERICAL	8893 Mazda; Millenia; 1995	8893 Mazda; Millenia; 1995	
ILLUSTRATIONS	8894 Mazda; MX-3; 1995-1992	8894 Mazda; MX-3; 1995-1992	
	8895 Honda; Passport; 1995-1994 Isuzu; Amigo; 1994-1989	8895 Honda; Passport; 1995-1994 Isuzu; Amigo; 1994-1989	

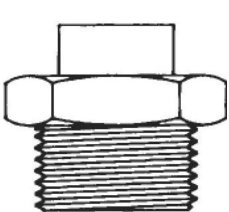
End Fitting Illustration Guide


<p style="text-align: center;">Typical Pressure Hose Illustration</p> <p>This is a sample of the custom hose illustrations for pressure and return hoses. Each hose is first classified by end fitting, then listed in numerical sequence under its end fitting classification. Hose length is indicated in the upper right hand corner above the drawing of the hose.</p>	<p style="text-align: center;">70216</p> <p style="text-align: center;">3/8" Female S.A.E. x 7/16" Male Inv. Flare</p> 
---	--

End Fitting Identification				
Standard Inverted Flare				
 1/4 (7/16-24 UNS-2A)	 5/16 (1/2-20 UNF-2A)	 3/8 (5/8-18 UNF-2A)	 7/16 (11/16-18 UNS-2A)	 Example
 1/4 (7/16-24 UNS-2B)	 5/16 (1/2-20 UNF-2B)	 3/8 (5/8-18 UNF-2B)	 7/16 (11/16-18 UNS-2B)	

Metric Inverted Flare				
 12mm-1.25mm (M12 x 1.25-6g)	 14mm (M14 x 1.5-6g)	 16mm (M16 x 1.5-6g)	 16mm Long (M16 x 1.5-6g)	 16mm Male Fixed Inv. Flare
 14mm Female Inv. Flare	 16mm (M16 x 1.5-6H)	 16mm Swivel Inv. Flare		

<p>Fixed Flat Flare</p>  16mm

<p>Female Flare</p>  14mm

<p>Bubble Flare</p>  16mm Female
--

SYSTEM
PUMP &
GEAR
IDENT.

SYSTEM &
COM-
PONENT
IDENT.

PASS.
CARS

LIGHT
TRUCKS

MEDIUM/
HEAVY
TRUCKS

BUSES

HOSE
NUMER-
ICAL

REPAIR
KITS

KIT
NUMER-
ICAL

ILLUST-
RATIONS

End Fitting Illustration Guide

SYSTEM
PUMP &
GEAR
IDENT.

SYSTEM &
COM-
PONENT
IDENT.

PASS.
CARS

LIGHT
TRUCKS

MEDIUM/
HEAVY
TRUCKS

BUSES


HOSE
NUMER-
ICAL

REPAIR
KITS

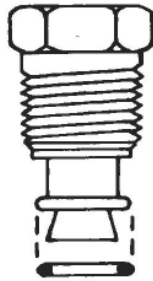
KIT
NUMER-
ICAL

ILLUST-
RATIONS


Standard O-Ring Flare



5/16
(1/2-20 UNF-2A)

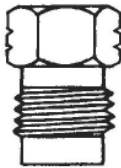


3/8
(5/8-18 UNF-2A)

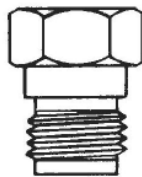


7/16
(11/16-18 UNS-2A)

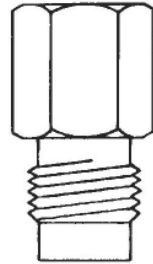
Metric O-Ring Flare




12mm-1.25mm
Single "O" Ring
(M12 x 1.25-6g)



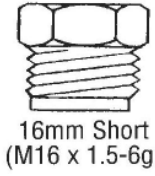
12mm-1.25mm
Double "O" Ring
(M12 x 1.25-6g)



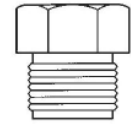
14mm Long
(M14 x 1.5-6g)



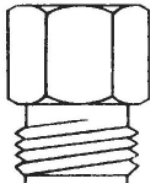
16mm
(M16 x 1.5-6g)




16mm Short
(M16 x 1.5-6g)



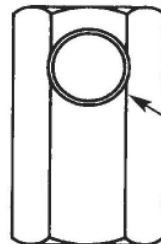
17mm Short
(M17 x 1.5-6g)



16mm Long
(M16 x 1.5-6g)

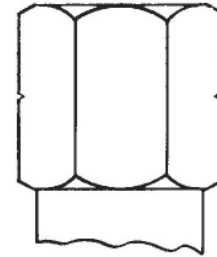


18mm
(M18 x 1.5-6a)



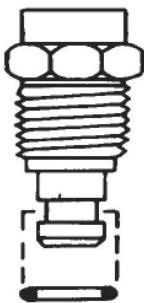
14mm
Female
"O" Ring

Switch Port

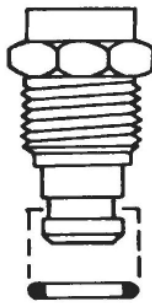


16mm
(M16 x 1.5-6H)

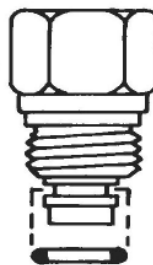
Swivel O-Ring Type I



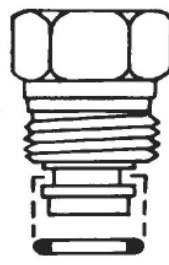
5/16
(9/16-18 UNF-2A)



3/8
(5/8-18 UNF-2A)

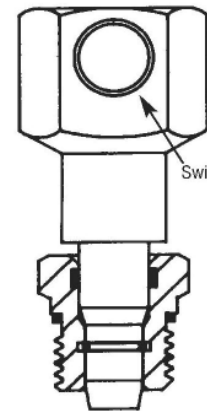


5/16
(9/16-18 UNF-2A)



3/8
(5/8-18 UNF-2A)

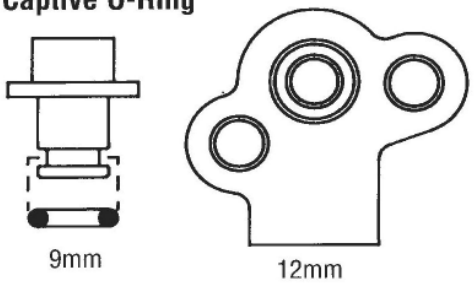
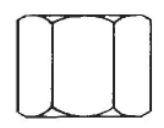
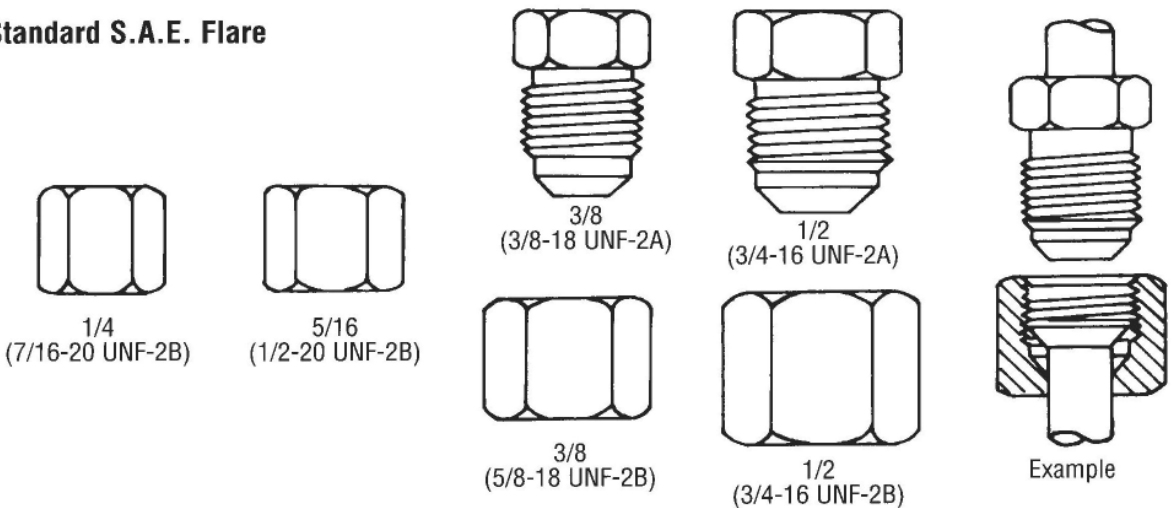
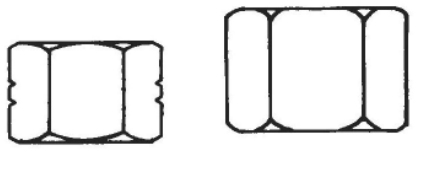
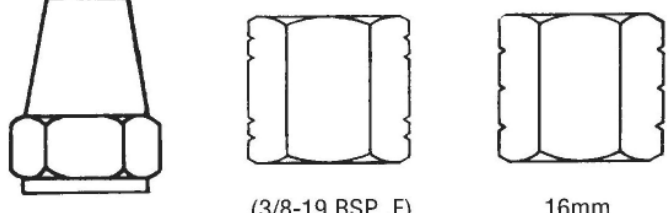
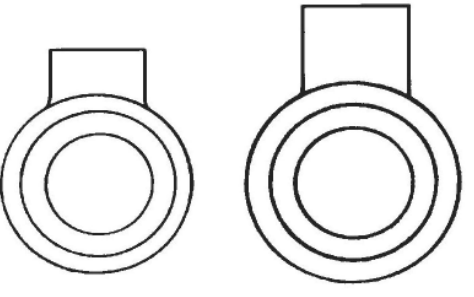
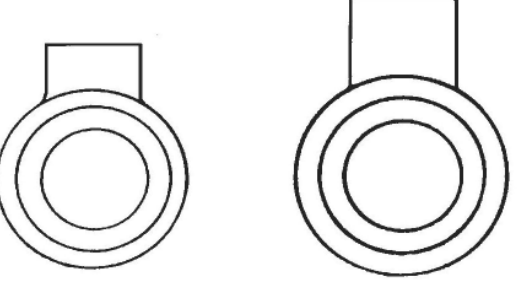
Metric Swivel O-Ring



Switch Port

16mm

End Fitting Illustration Guide

Captive O-Ring  <p>9mm 12mm</p>		Metric Swivel Special  <p>14mm (M14 x 1.5-6H)</p>	
Standard S.A.E. Flare  <p>1/4 (7/16-20 UNF-2B) 5/16 (1/2-20 UNF-2B)</p> <p>3/8 (3/8-18 UNF-2A) 1/2 (3/4-16 UNF-2A)</p> <p>3/8 (5/8-18 UNF-2B) 1/2 (3/4-16 UNF-2B)</p> <p>Example</p>			
Metric S.A.E. Flare  <p>12mm-1.25mm (M12 x 1.25-6H) 16mm (M16 x 1.5-6H)</p>		S.A.E. Special  <p>3/8 (9/16-18 UNF-2B) 3/8-19 BSP .F 16mm (M16 x 1.5-6H)</p>	
Banjo  <p>5/16 3/8</p>		Banjo Metric  <p>12mm 16mm</p>	

SYSTEM
PUMP &
GEAR
IDENT.

SYSTEM &
COM-
PONENT
IDENT.

PASS.
CARS

LIGHT
TRUCKS

MEDIUM/
HEAVY
TRUCKS

BUSES

HOSE
NUMER-
ICAL

REPAIR
KITS

KIT
NUMER-
ICAL

ILLUST-
RATIONS

Pressure Hose Illustration Guide

SYSTEM
PUMP &
GEAR
IDENT.

SYSTEM &
COM-
PONENT
IDENT.

PASS.
CARS

LIGHT
TRUCKS

MEDIUM/
HEAVY
TRUCKS

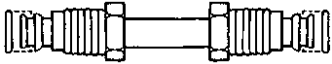

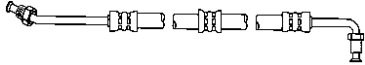
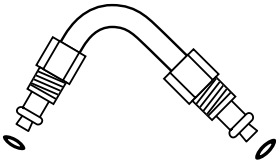
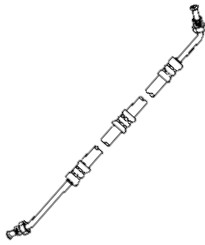

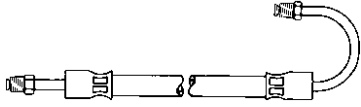

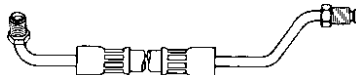
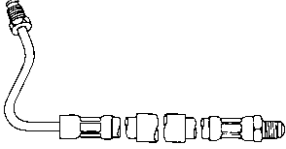

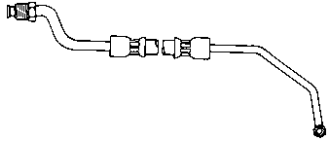
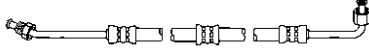
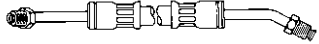
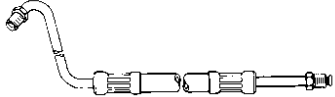
BUSES

HOSE
NUMER-
ICAL

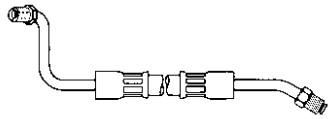

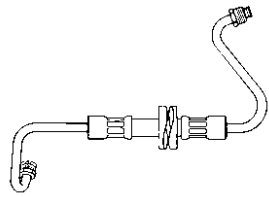
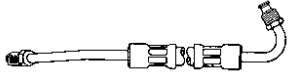
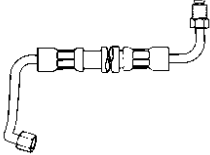
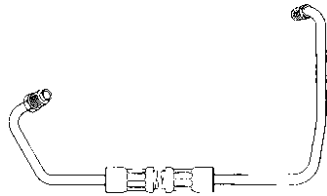
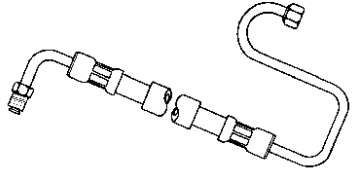
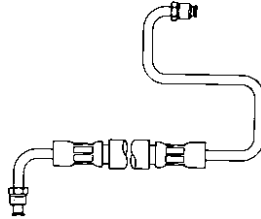

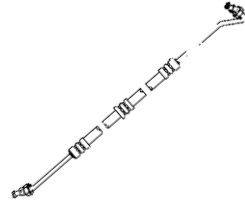
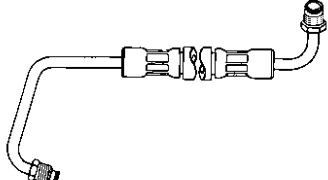
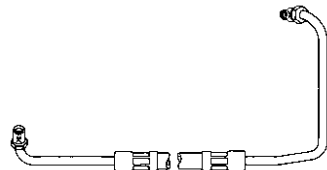
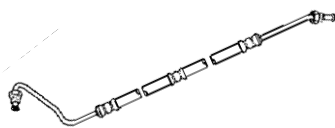
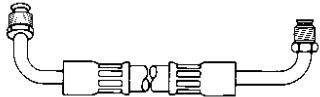
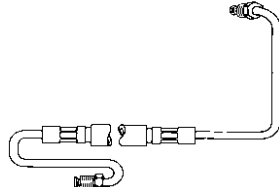
REPAIR
KITS

KIT
NUMER-
ICAL

ILLUST-
RATIONS

39137	3 3/8"	70203	29"	70228	27 1/2"
					
16mm Male "O" Ring x 16mm Male "O" Ring		3/8" Female S.A.E. x 7/16" Male Inv. Flare		3/8" Male Inv. Flare x 7/16" Male Inv. Flare	
39138	4 7/8"	70206	30 5/8"	70230	30"
					
16mm Male "O" Ring x 16mm Male "O" Ring		3/8" Male Inv. Flare x 7/16" Male Inv. Flare		3/8" Female S.A.E. x 7/16" Male Inv. Flare	
70146	13 3/4"	70213	27 3/8"	70235	25"
					
1/4" Male Inv. Flare x 1/4" Male Inv. Flare		3/8" Male Inv. Flare x 7/16" Male Inv. Flare		3/8" Male Inv. Flare x 7/16" Male Inv. Flare	
70183	45"	70216	24 1/2"	70239	24"
					
1/4" Male Inv. Flare x 3/8" Male S.A.E.		3/8" Female S.A.E. x 7/16" Male Inv. Flare		1/4" Male Inv. Flare x 3/8" Male Inv. Flare	
70198	30 1/2"	70225	26 3/4"	70242	32 1/4"
					
3/8" Female S.A.E. x 7/16" Male Inv. Flare		3/8" Male Inv. Flare x 7/16" Male Inv. Flare		3/8" Male Inv. Flare x 7/16" Male Inv. Flare	

Pressure Hose Illustration Guide

<p>70245 33 1/8"</p>  <p>3/8" Male Inv. Flare x 7/16" Male Inv. Flare</p>	<p>70252 27 1/4"</p>  <p>3/8" Male Inv. Flare x 7/16" Male Inv. Flare</p>	<p>70260 37 1/2"</p>  <p>3/8" Male Inv. Flare x 7/16" Male Inv. Flare</p>
<p>70247 29 3/4"</p>  <p>3/8" Male Inv. Flare x 7/16" Male Inv. Flare</p>	<p>70253 26 1/2"</p>  <p>3/8" Female S.A.E. X 7/16" Male Inv. Flare</p>	<p>70263 33 1/2"</p>  <p>3/8" Male Inv. Flare x 7/16" Male Inv. Flare</p>
<p>70248 42 1/4"</p>  <p>3/8" Female S.A.E. x 7/16" Male Inv. Flare</p>	<p>70254 45 3/4"</p>  <p>3/8" Male Inv. Flare x 7/16" Male Inv. Flare</p>	<p>70265 33 1/4"</p>  <p>3/8" Male Inv. Flare x 7/16" Male Inv. Flare</p>
<p>70250 38 1/2"</p>  <p>3/8" Male Inv. Flare x 7/16" Male Inv. Flare</p>	<p>70255 31"</p>  <p>3/8" Male Inv. Flare x 7/16" Male Inv. Flare</p>	<p>70269 30 1/2"</p>  <p>3/8" Male Inv. Flare x 7/16" Male Inv. Flare</p>
<p>70251 40 3/4"</p>  <p>3/8" Male Inv. Flare x 7/16" Male Inv. Flare</p>	<p>70257 25 1/2"</p>  <p>3/8" Male Inv. Flare x 7/16" Male Inv. Flare</p>	<p>70270 44"</p>  <p>3/8" Male Inv. Flare x 7/16" Male Inv. Flare</p>

SYSTEM
PUMP &
GEAR
IDENT.

SYSTEM &
COM-
PONENT
IDENT.

PASS.
CARS

LIGHT
TRUCKS

MEDIUM/
HEAVY
TRUCKS

BUSES

HOSE
NUMER-
ICAL

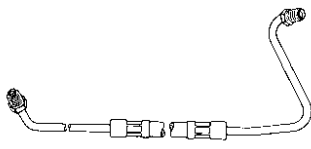
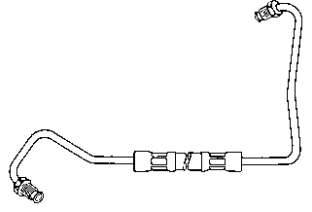


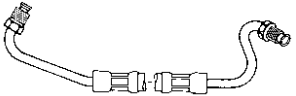
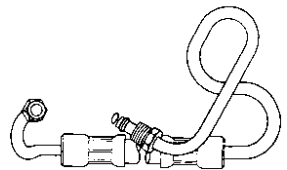
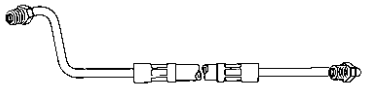
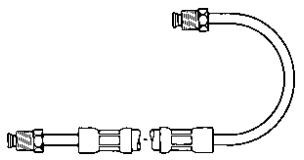
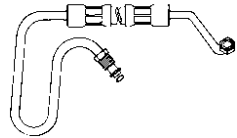
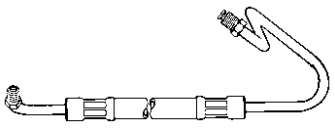
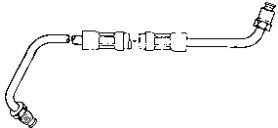
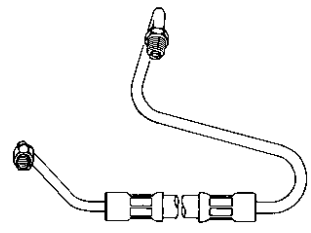
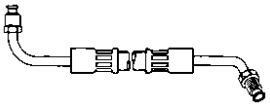
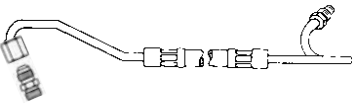
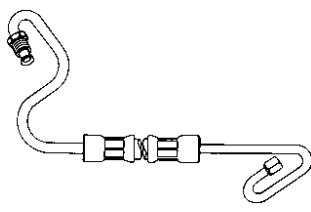
REPAIR
KITS

KIT
NUMER-
ICAL

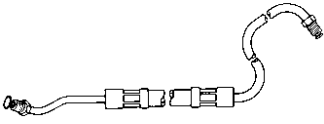
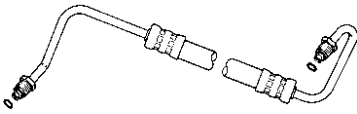
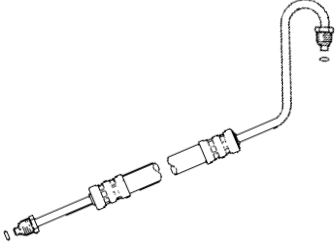
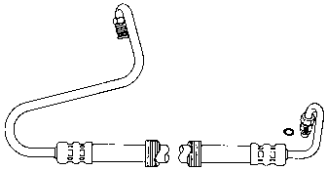
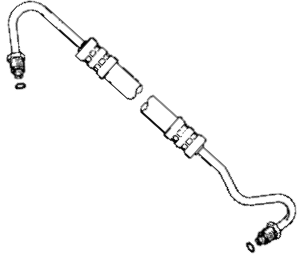

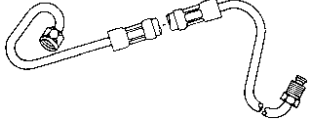
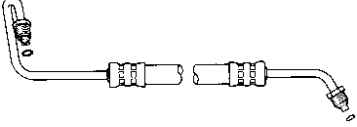
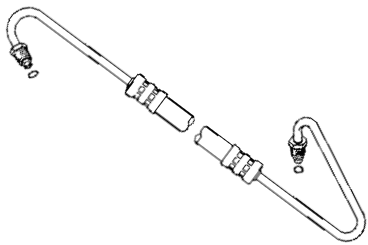
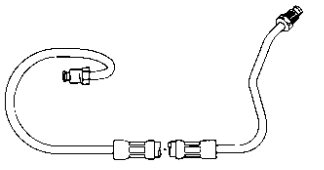
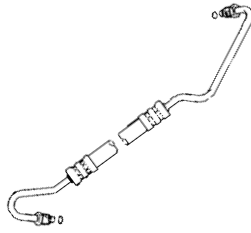
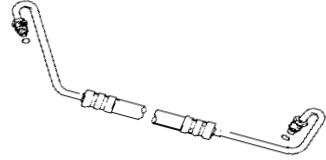
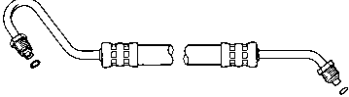
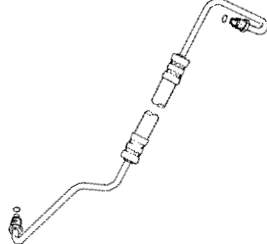
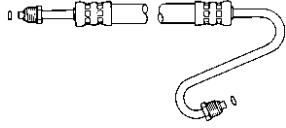
ILLUS-
TRATIONS

Pressure Hose Illustration Guide

SYSTEM PUMP & GEAR IDENT.
SYSTEM & COM- PONENT IDENT.
PASS. CARS
LIGHT TRUCKS
MEDIUM/ HEAVY TRUCKS
BUSES
HOSE NUMER- ICAL
REPAIR KITS
KIT NUMER- ICAL

<p>70271 36 1/4"</p>  <p style="text-align: center; font-size: small;">3/8" Male Inv. Flare x 7/16" Male Inv. Flare</p>	<p>70277 38"</p>  <p style="text-align: center; font-size: small;">3/8" Male Inv. Flare x 7/16" Male Inv. Flare</p>	<p>70333 36 1/4"</p>  <p style="text-align: center; font-size: small;">1/4" Female S.A.E. x 3/8" Male Inv. Flare</p>
<p>70272 36 1/4"</p>  <p style="text-align: center; font-size: small;">3/8" Male Inv. Flare x 7/16" Male Inv. Flare</p>	<p>70279 29 3/8"</p>  <p style="text-align: center; font-size: small;">3/8" Male Inv. Flare x 7/16" Male Inv. Flare</p>	<p>70337 36 3/8"</p>  <p style="text-align: center; font-size: small;">5/16" Female S.A.E. x 3/8" Male "O" Ring</p>
<p>70273 33"</p>  <p style="text-align: center; font-size: small;">3/8" Male Inv. Flare x 7/16" Male Inv. Flare</p>	<p>70281 16 1/2"</p>  <p style="text-align: center; font-size: small;">1/4" Male Inv. Flare x 1/4" Male Inv. Flare</p>	<p>70341 34 3/8"</p>  <p style="text-align: center; font-size: small;">5/16" Female S.A.E. x 3/8" Male "O" Ring</p>
<p>70275 32 1/8"</p>  <p style="text-align: center; font-size: small;">3/8" Male Inv. Flare x 7/16" Male Inv. Flare</p>	<p>70283 40 1/4"</p>  <p style="text-align: center; font-size: small;">3/8" Male Inv. Flare x 7/16" Male Inv. Flare</p>	<p>70343 36"</p>  <p style="text-align: center; font-size: small;">5/16" Female S.A.E. x 3/8" Male Inv. Flare</p>
<p>70276 28 1/2"</p>  <p style="text-align: center; font-size: small;">3/8" Male Inv. Flare x 7/16" Male Inv. Flare</p>	<p>70329 33 3/8"</p>  <p style="text-align: center; font-size: small;">1/4" Female S.A.E. x 3/8" Male Inv. Flare or 1/4" Male Inv. Flare</p>	<p>70344 34 1/4"</p>  <p style="text-align: center; font-size: small;">5/16" Female S.A.E. x 3/8" Male Inv. Flare</p>

Pressure Hose Illustration Guide

<p>70347 32 3/8"</p>  <p>5/16" Male "O" Ring x 3/8" Male Inv. Flare</p>	<p>70403 28 5/16"</p>  <p>16mm Male "O" Ring x 16mm Male "O" Ring</p>	<p>70408 28 13/16"</p>  <p>16mm Male "O" Ring x 18mm Male "O" Ring</p>
<p>70351 38 5/16"</p>  <p>5/16" Male "O" Ring x 3/8" Male Inv. Flare</p>	<p>70404 28 3/8"</p>  <p>16mm Male "O" Ring x 16mm Male "O" Ring</p>	<p>70409 32 1/16"</p>  <p>16mm Male "O" Ring x 16mm Male "O" Ring</p>
<p>70352 34"</p>  <p>5/16" Female S.A.E. x 3/8" Male Inv. Flare</p>	<p>70405 28 5/16"</p>  <p>16mm Male "O" Ring x 16mm Male "O" Ring</p>	<p>70411 36 11/16"</p>  <p>16mm Male "O" Ring x 18mm Male "O" Ring</p>
<p>70353 35"</p>  <p>5/16" Male "O" Ring x 3/8" Male "O" Ring</p>	<p>70406 32"</p>  <p>16mm Male "O" Ring x 18mm Male "O" Ring</p>	<p>70413 35 7/8"</p>  <p>16mm Male "O" Ring x 18mm Male "O" Ring</p>
<p>70402 23 3/16"</p>  <p>16mm Male "O" Ring x 16mm Male "O" Ring</p>	<p>70407 36 11/16"</p>  <p>16mm Male "O" Ring x 18mm Male "O" Ring</p>	<p>70414 26 15/16"</p>  <p>16mm Male "O" Ring x 16mm Male "O" Ring</p>

SYSTEM
PUMP &
GEAR
IDENT.

SYSTEM &
COM-
PONENT
IDENT.

PASS.
CARS

LIGHT
TRUCKS

MEDIUM/
HEAVY
TRUCKS

BUSES

HOSE
NUMER-
ICAL

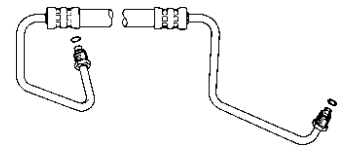
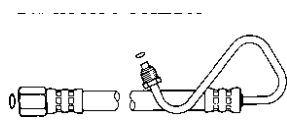
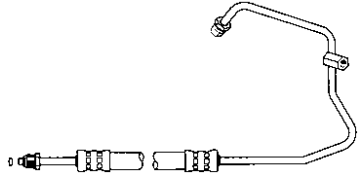
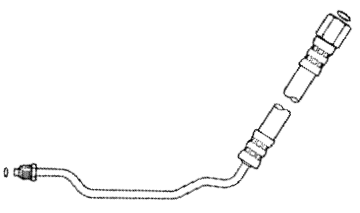
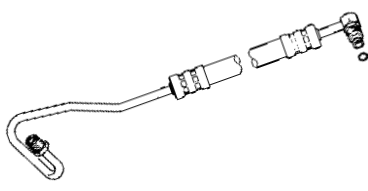
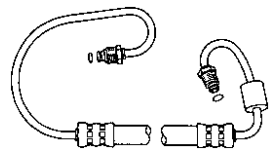
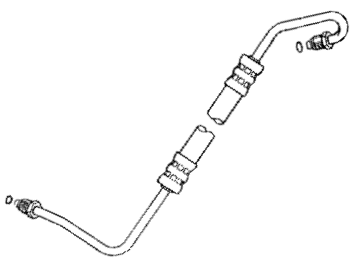
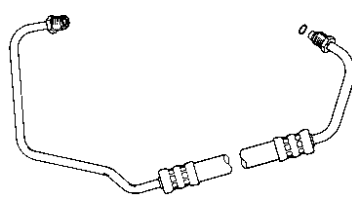
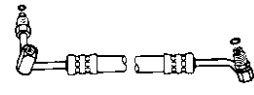
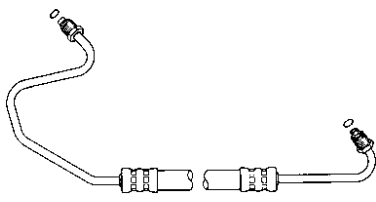
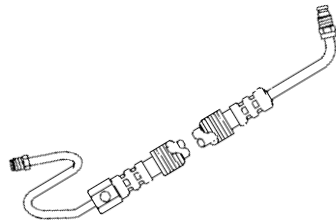
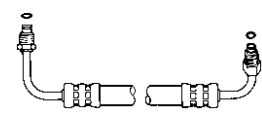
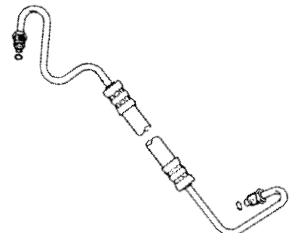
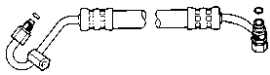
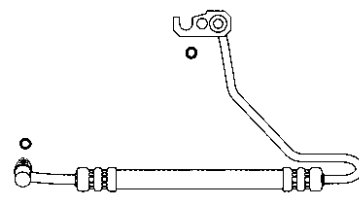
REPAIR
KITS

KIT
NUMER-
ICAL

ILLUST-
RATIONS

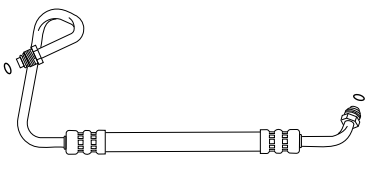
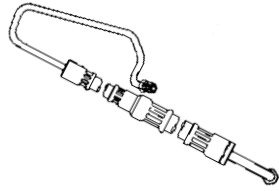

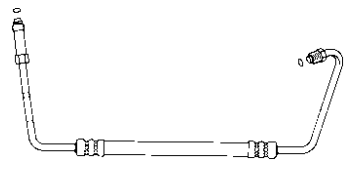
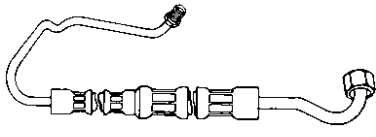
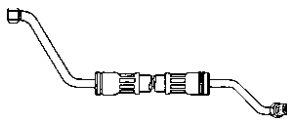
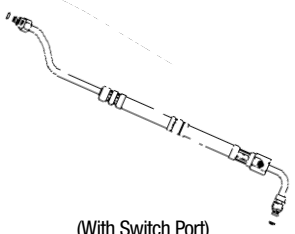
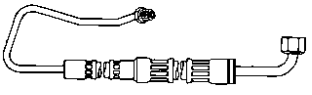

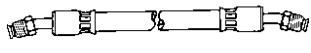
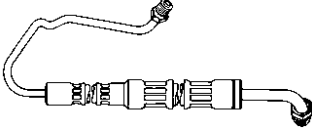

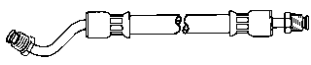
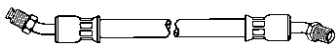
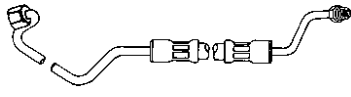
Pressure Hose Illustration Guide

SYSTEM PUMP & GEAR IDENT.
SYSTEM & COM- PONENT IDENT.
PASS. CARS
LIGHT TRUCKS
MEDIUM/ HEAVY TRUCKS
BUSES
HOSE NUMER- ICAL
REPAIR KITS
KIT NUMER- ICAL

70416  16mm Male "O" Ring x 18mm Male "O" Ring	39 3/8" 70423  16mm Female "O" Ring x 18mm Male "O" Ring	23 1/8" 70429  (With Switch Port) 5/16" Male Inv. Flare x 16mm Male "O" Ring	44 7/16"
70418  16mm Female "O" Ring x 18mm Male "O" Ring	24 7/16" 70424  5/16" Male Inv. Flare x 3/8" Swivel "O" Ring (Type I)	32 5/16" 70434  3/8" Swivel "O" Ring (Type I) x 3/8" Swivel "O" Ring (Type I)	47"
70419  16mm Male "O" Ring x 16mm Male "O" Ring	31 13/16" 70425  5/16" Male Inv. Flare x 16mm Male "O" Ring	32" 70435  (With Switch Port) 5/16" Swivel "O" Ring (Type II) x 3/8" Swivel "O" Ring (Type I)	21 1/2"
70421  16mm Male "O" Ring x 18mm Male "O" Ring	35 7/16" 70426  (With Switch Port) 5/16" Male Inv. Flare x 3/8" Swivel "O" Ring (Type I)	29 13/16" 70436  5/16" Swivel "O" Ring (Type II) x 3/8" Swivel "O" Ring (Type I)	19 1/4"
70422  16mm Male "O" Ring x 18mm Male "O" Ring	41" 70427  (With Switch Port) 5/16" Swivel "O" Ring (Type II) x 3/8" Swivel "O" Ring (Type I)	21 11/16" 70438  9mm Male Captive "O" Ring x 3/8" Swivel "O" Ring (Type I)	34"

ILLUSTRATIONS

Pressure Hose Illustration Guide

<p>70439 31 1/8"</p>  <p>16mm Male "O" Ring x 16mm Male "O" Ring</p>	<p>70612 38 1/2"</p>  <p>1/4" Male Inv. Flare x 3/8" Male Inv. Flare</p>	<p>70646 33 3/4"</p>  <p>5/16" Male Inv. Flare x 3/8" Female Inv. Flare</p>
<p>70440 33"</p>  <p>16mm Male "O" Ring x 18mm Male "O" Ring</p>	<p>70613 40 3/4"</p>  <p>1/4" Male Inv. Flare x 3/8" Female S.A.E.</p>	<p>70648 30 7/8"</p>  <p>5/16" Male Inv. Flare x 3/8" Female S.A.E.</p>
<p>70443 43 3/8"</p>  <p>(With Switch Port) 5/16" Swivel "O" Ring (Type II) x 3/8" Swivel "O" Ring (Type I)</p>	<p>70626 43 1/8"</p>  <p>1/4" Male Inv. Flare x 3/8" Female S.A.E.</p>	<p>70652 35"</p>  <p>5/16" Male Inv. Flare x 3/8" Female S.A.E.</p>
<p>70579 9 5/8"</p>  <p>5/16" Male Inv. Flare x 5/16" Male Inv. Flare</p>	<p>70632 43 1/8"</p>  <p>1/4" Male Inv. Flare x 3/8" Male Inv. Flare</p>	<p>70653 52 3/8"</p>  <p>5/16" Male Inv. Flare x 3/8" Female S.A.E.</p>
<p>70608 9 3/4"</p>  <p>5/16" Male Inv. Flare x 5/16" Male Inv. Flare</p>	<p>70640 10 3/8"</p>  <p>5/16" Male Inv. Flare x 5/16" Male Inv. Flare</p>	<p>70660 35"</p>  <p>5/16" Male Inv. Flare x 3/8" Female S.A.E.</p>

SYSTEM
PUMP &
GEAR
IDENT.

SYSTEM &
COM-
PONENT
IDENT.

PASS.
CARS

LIGHT
TRUCKS

MEDIUM/
HEAVY
TRUCKS

BUSES

HOSE
NUMER-
ICAL

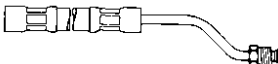
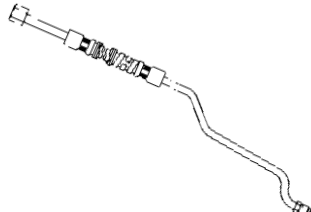
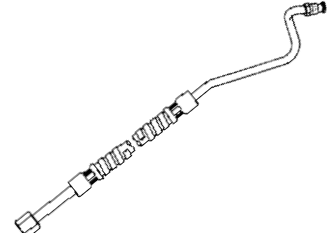
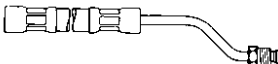
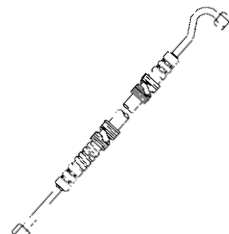
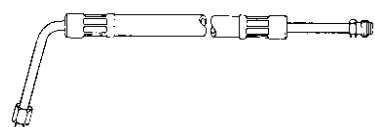
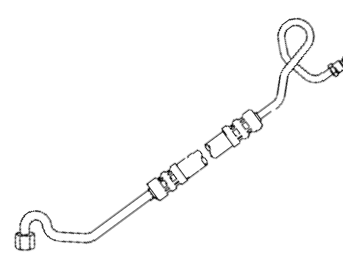
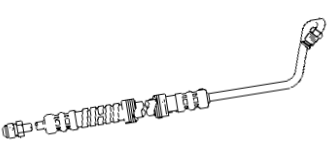

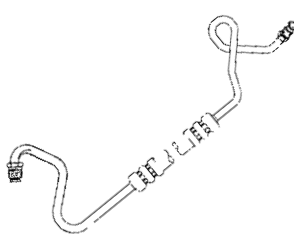
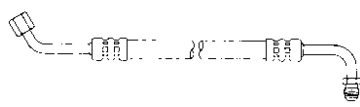
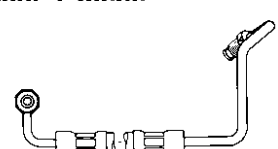
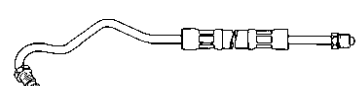
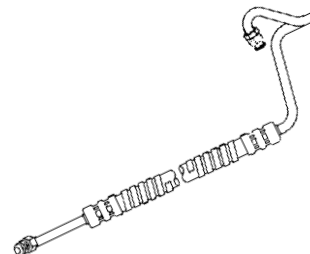
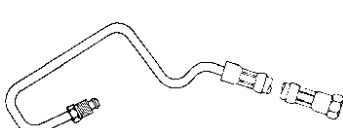
REPAIR
KITS

KIT
NUMER-
ICAL

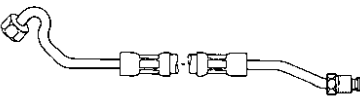
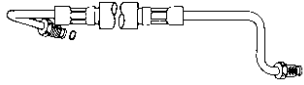
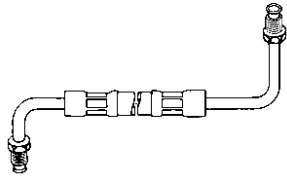
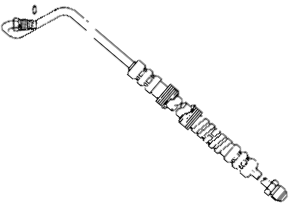
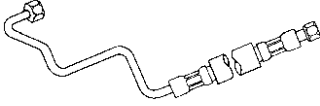
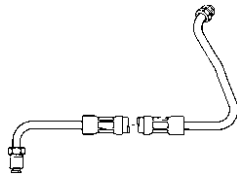
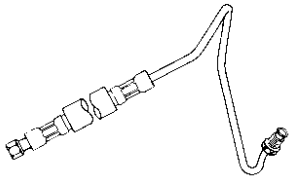

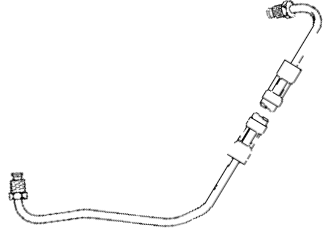
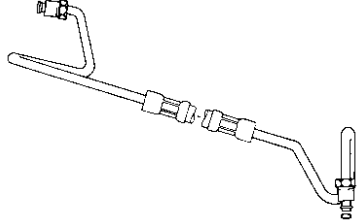
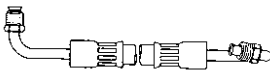
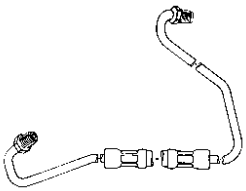
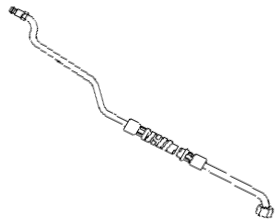
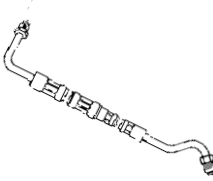
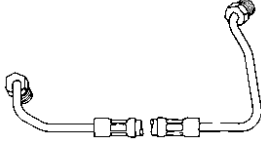
ILLUST-
RATIONS

Pressure Hose Illustration Guide

SYSTEM PUMP & GEAR IDENT.
SYSTEM & COM- PONENT IDENT.
PASS. CARS
LIGHT TRUCKS
MEDIUM/ HEAVY TRUCKS
BUSES
HOSE NUMER- ICAL
REPAIR KITS
KIT NUMER- ICAL

70669	29 1/2"	70679	32 1/16"	70689	20 1/8"
					
3/8" Female Inv. Flare x 7/16" Male Inv. Flare		5/16" Male Inv. Flare x 3/8" Female S.A.E.		5/16" Male Inv. Flare x 3/8" Female S.A.E.	
70670	70"	70680	50 3/8"	70691	25 3/8"
					
3/8" Female Inv. Flare x 7/16" Male Inv. Flare		3/8" Female S.A.E. x 3/8" Female S.A.E.		3/8" Female S.A.E. x 3/8" Male S.A.E.	
70674	36 1/8"	70682	47 13/16"	70692	25 1/8"
					
5/16" Male Inv. Flare x 3/8" Female S.A.E.		3/8" Male Inv. Flare x 3/8" Male S.A.E.		3/8" Female S.A.E. x 3/8" Male S.A.E.	
70677	46 3/4"	70687	19 1/2"	70696	32 1/4"
					
5/16" Male Inv. Flare x 3/8" Male Inv. Flare		3/8" Female S.A.E. x 3/8" Male S.A.E.		5/16" Male Inv. Flare x 3/8" Male Inv. Flare	
70678	22 1/2"	70688	33 1/8"	70697	41 3/4"
					
3/8" Male Inv. Flare x 3/8" Male S.A.E.		3/8" Male Inv. Flare x 3/8" Male S.A.E.		7/16" Female Inv. Flare x 7/16" Male "O" Ring	

Pressure Hose Illustration Guide

<p>70704 39 1/4"</p>  <p>3/8" Female S.A.E. X & 7/16" Male Inv. Flare</p>	<p>70724 27 1/4"</p>  <p>3/8" Male S.A.E. x 7/16" Male "O" Ring</p>	<p>70864 21"</p>  <p>3/8" Male Inv. Flare x 7/16" Male Inv. Flare</p>
<p>70710 48 1/16"</p>  <p>3/8" Male S.A.E. x 3/8" Male "O" Ring</p>	<p>70726 36 1/2"</p>  <p>1/2" Female S.A.E. x 3/8" Female S.A.E.</p>	<p>70910 32"</p>  <p>3/8" Male Inv. Flare x 7/16" Male Inv. Flare</p>
<p>70721 40"</p>  <p>1/2" Female S.A.E. x 3/8" Male "O" Ring</p>	<p>70852 27 1/2"</p>  <p>3/8" Male Inv. Flare x 7/16" Male Inv. Flare</p>	<p>70911 31 1/2"</p>  <p>3/8" Male Inv. Flare x 7/16" Male Inv. Flare</p>
<p>70722 49 1/2"</p>  <p>3/8" Male Inv. Flare x 7/16" Male "O" Ring</p>	<p>70855 40 1/2"</p>  <p>3/8" Male Inv. Flare x 7/16" Male Inv. Flare</p>	<p>70912 39 1/4"</p>  <p>3/8" Male Inv. Flare x 7/16" Male Inv. Flare</p>
<p>70723 61"</p>  <p>5/16" Male "O" Ring x 3/8" Female S.A.E.</p>	<p>70859 35 1/2"</p>  <p>3/8" Male Inv. Flare x 7/16" Male Inv. Flare</p>	<p>70917 31 7/8"</p>  <p>3/8" Male Inv. Flare x 7/16" Male Inv. Flare</p>

SYSTEM
PUMP &
GEAR
IDENT.

SYSTEM &
COM-
PONENT
IDENT.

PASS.
CARS

LIGHT
TRUCKS

MEDIUM/
HEAVY
TRUCKS

BUSES

HOSE
NUMER-
ICAL

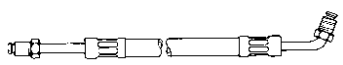
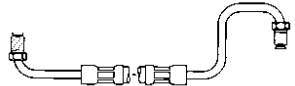

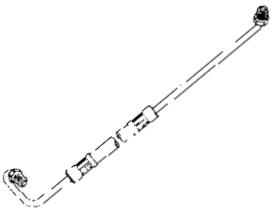
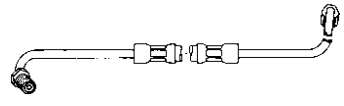
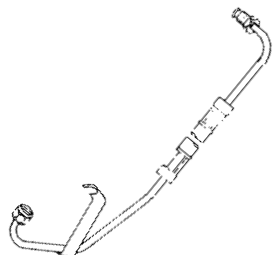
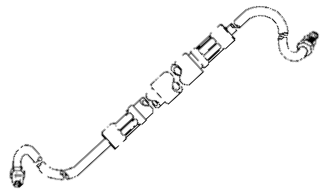
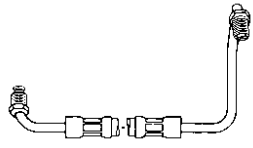
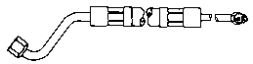
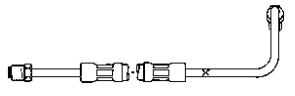
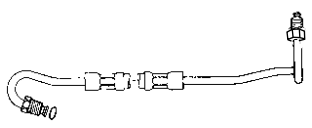
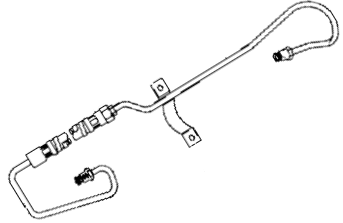
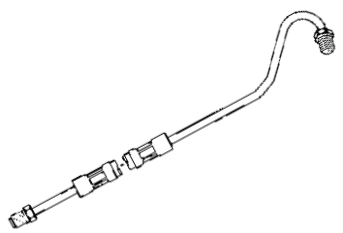
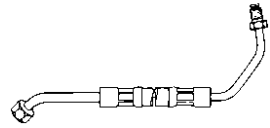
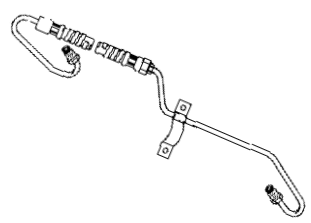
REPAIR
KITS

KIT
NUMER-
ICAL

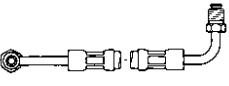

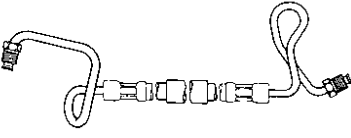
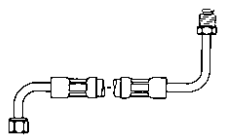
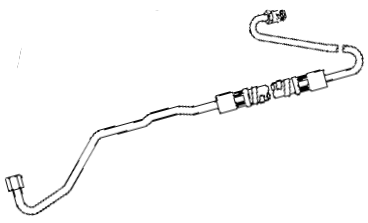
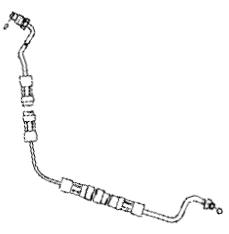
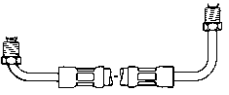
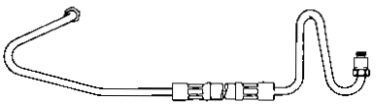
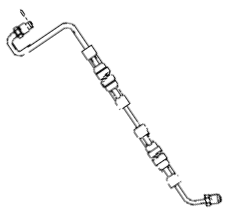
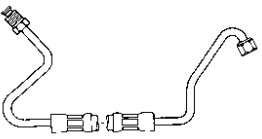
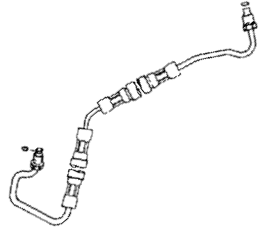
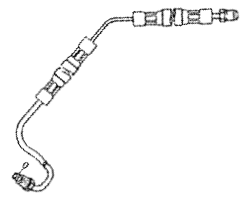
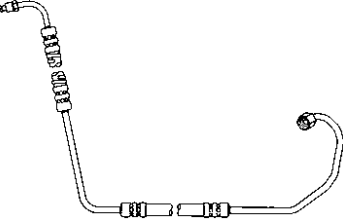

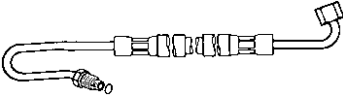
ILLUST-
RATIONS

Pressure Hose Illustration Guide

SYSTEM PUMP & GEAR IDENT.
SYSTEM & COM- PONENT IDENT.
PASS. CARS
LIGHT TRUCKS
MEDIUM/ HEAVY TRUCKS
BUSES
HOSE NUMER- ICAL
REPAIR KITS
KIT NUMER- ICAL

70920  3/8" Male Inv. Flare x 7/16" Male Inv. Flare	70933  3/8" Male Inv. Flare x 7/16" Male Inv. Flare	70956  5/16" Male Inv. Flare x 3/8" Female S.A.E.
70921  3/8" Male Inv. Flare x 7/16" Male Inv. Flare	70934  5/16" Female S.A.E. x 3/8" Male Inv. Flare	70960  5/16" Male Inv. Flare x 3/8" Female S.A.E.
70924  3/8" Male Inv. Flare x 7/16" Male Inv. Flare	70935  3/8" Male Inv. Flare x 7/16" Male Inv. Flare	70963  5/16" Male Inv. Flare x 3/8" Female S.A.E.
70930  3/8" Male Inv. Flare x 7/16" Male Inv. Flare	70940  5/16" Male "O" Ring x 3/8" Male Inv. Flare	70964  5/16" Male Inv. Flare x 5/16" Male Inv. Flare
70932  3/8" Male Inv. Flare x 7/16" Male Inv. Flare	70952  5/16" Male Inv. Flare x 3/8" Female S.A.E.	70965  5/16" Male Inv. Flare x 5/16" Male Inv. Flare

Pressure Hose Illustration Guide

<p>70970 21 3/8"</p>  <p style="text-align: center;">3/8" Female S.A.E. x 7/16" Male Inv. Flare</p>	<p>70992 28"</p>  <p style="text-align: center;">3/8" Male Inv. Flare x 7/16" Male Inv. Flare</p>	<p>71010 50"</p>  <p style="text-align: center;">5/16" Male Inv. Flare x 3/8" Male Inv. Flare</p>
<p>70971 22 5/8"</p>  <p style="text-align: center;">3/8" Female S.A.E. x 7/16" Male Inv. Flare</p>	<p>70999 46"</p>  <p style="text-align: center;">5/16" Male Inv. Flare x 3/8" Female S.A.E.</p>	<p>71012 51"</p>  <p style="text-align: center;">5/16" Swivel "O" Ring (Type I) x 3/8" Swivel "O" Ring (Type I)</p>
<p>70973 30"</p>  <p style="text-align: center;">3/8" Male Inv. Flare. x 7/16" Male Inv. Flare</p>	<p>71003 52 3/4"</p>  <p style="text-align: center;">3/8" Male Inv. Flare x 7/16" Male Inv. Flare</p>	<p>71013 46 1/2"</p>  <p style="text-align: center;">3/8" Male S.A.E. x 3/8" Swivel "O" Ring (Type I)</p>
<p>70986 34"</p>  <p style="text-align: center;">3/8" Female S.A.E. x 7/16" Male Inv. Flare</p>	<p>71008 50 3/4"</p>  <p style="text-align: center;">5/16" Male "O" Ring x 3/8" Swivel "O" Ring (Type I)</p>	<p>71014 45 1/2"</p>  <p style="text-align: center;">3/8" Male S.A.E. x 3/8" Swivel "O" Ring (Type I)</p>
<p>70987 53 11/16"</p>  <p style="text-align: center;">5/16" Male Inv. Flare x 3/8" Female S.A.E.</p>	<p>71009 42 1/2"</p>  <p style="text-align: center;">5/16" Male Inv. Flare x 3/8" Swivel "O" Ring (Type I)</p>	<p>71015 38"</p>  <p style="text-align: center;">1/2" Female S.A.E. x 3/8" Swivel "O" Ring (Type I)</p>

SYSTEM
PUMP &
GEAR
IDENT.

SYSTEM &
COM-
PONENT
IDENT.

PASS.
CARS

LIGHT
TRUCKS

MEDIUM/
HEAVY
TRUCKS

BUSES

HOSE
NUMER-
ICAL

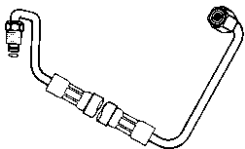
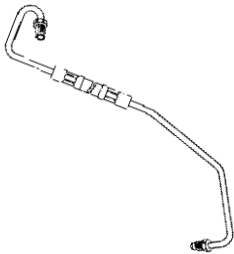
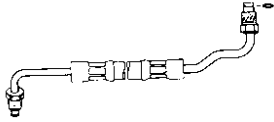
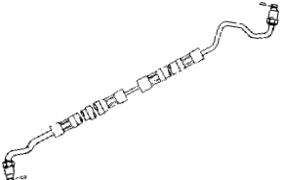
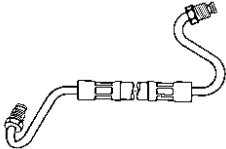

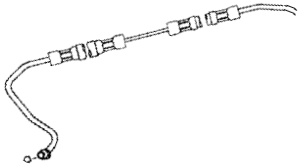
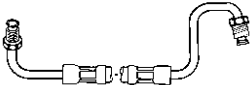
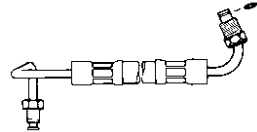
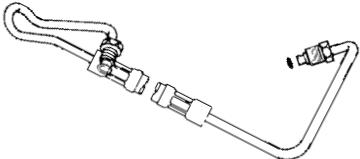
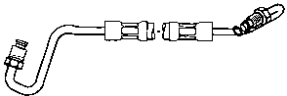
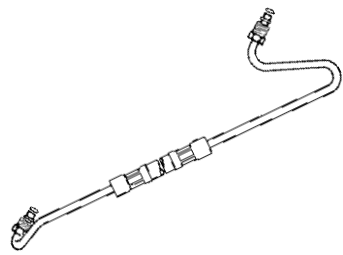

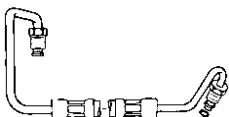
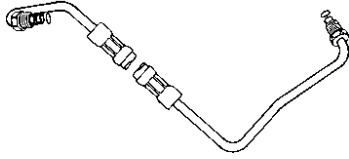
REPAIR
KITS

KIT
NUMER-
ICAL


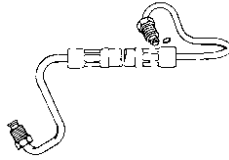

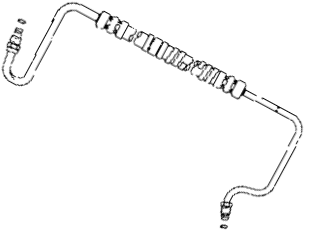

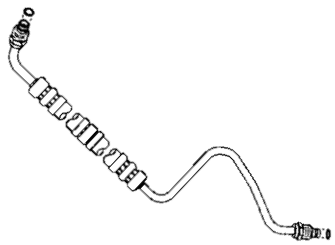
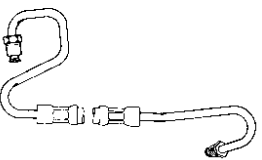
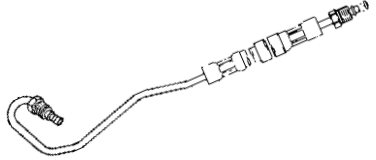
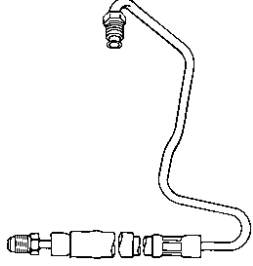
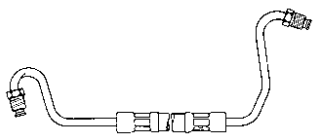
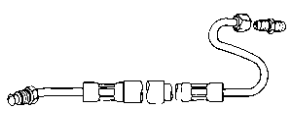
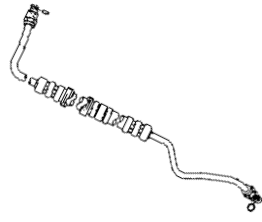
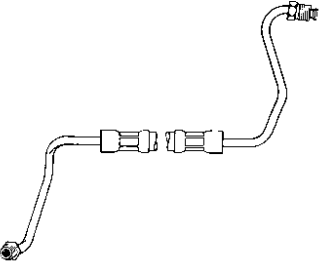
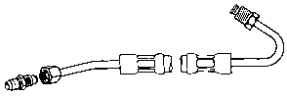
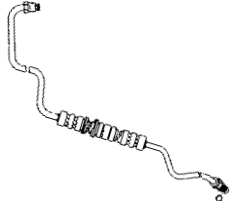
ILLUST-
RATIONS

Pressure Hose Illustration Guide

SYSTEM PUMP & GEAR IDENT.
SYSTEM & COM- PONENT IDENT.
PASS. CARS
LIGHT TRUCKS
MEDIUM/ HEAVY TRUCKS
BUSES
HOSE NUMER- ICAL
REPAIR KITS
KIT NUMER- ICAL

71016  1/2" Female S.A.E. x 3/8" Swivel "O" Ring (Type I)	40" 71029  3/8" Male Inv. Flare x 7/16" Male Inv. Flare	42" 71037  5/16" Male Inv. Flare x 3/8" Swivel "O" Ring (Type I)	28" 28"
71018  5/16" Swivel "O" Ring (Type I) x 3/8" Swivel "O" Ring (Type I)	47 1/2" 71032  3/8" Male Inv. Flare x 7/16" Male Inv. Flare	27 1/2" 71038  5/16" Male Inv. Flare x 3/8" Swivel "O" Ring (Type I)	23 1/4" 23 1/4"
71020  5/16" Male "O" Ring x 3/8" Swivel "O" Ring (Type I)	54" 71034  3/8" Male Inv. Flare x 7/16" Male Inv. Flare	28 1/2" 71039  5/16" Male Inv. Flare x 3/8" Swivel "O" Ring (Type I)	30" 30"
71023  5/16" Male Inv. Flare x 3/8" Male "O" Ring	35 3/4" 71035  5/16" Male "O" Ring x 3/8" Male Inv. Flare	28" 71042  16mm Male "O" Ring x 18mm Male "O" Ring	38 1/4" 38 1/4"
71026  3/8" Male Inv. Flare x 7/16" Male Inv. Flare	33 1/4" 71036  5/16" Male "O" Ring x 3/8" Inv. Flare	35 3/4" 71043  16mm Male "O" Ring x 18mm Male "O" Ring	35" 35"

Pressure Hose Illustration Guide

<p>71044 25"</p>  <p>5/16" Male Inv. Flare x 3/8" Swivel "O" Ring (Type I)</p>	<p>71054 34 1/2"</p>  <p>5/16" Male "O" Ring x 3/8" Male Inv. Flare</p>	<p>71059 34 5/8"</p>  <p>3/8" Swivel "O" Ring (Type I) x 7/16" Male Inv. Flare</p>
<p>71045 53 5/16"</p>  <p>5/16" Male "O" Ring x 3/8" Swivel "O" Ring (Type I)</p>	<p>71055 27 3/8"</p>  <p>16mm Male "O" Ring x 16mm Male "O" Ring</p>	<p>71061 44 5/8"</p>  <p>5/16" Swivel "O" Ring (Type I) x 3/8" Swivel "O" Ring (Type I)</p>
<p>71046 38"</p>  <p>3/8" Male Inv. Flare x 7/16" Male Inv. Flare</p>	<p>71056 34 3/4"</p>  <p>16mm Male "O" Ring x 16mm Male "O" Ring</p>	<p>71062 43 3/4"</p>  <p>3/8" Male Inv. Flare x 3/8" Male S.A.E.</p>
<p>71048 33 1/2"</p>  <p>3/8" Male Inv. Flare x 7/16" Male Inv. Flare</p>	<p>71057 33 5/8"</p>  <p>3/8" Female S.A.E. or 3/8" Male Inv. Flare x 7/16" Male Inv. Flare</p>	<p>71063 48 1/8"</p>  <p>5/16" Swivel "O" Ring (Type I) x 3/8" Swivel "O" Ring (Type I)</p>
<p>71053 40 1/2"</p>  <p>3/8" Male Inv. Flare x 7/16" Male Inv. Flare</p>	<p>71058 28 1/2"</p>  <p>3/8" Female S.A.E. or 3/8" Male Inv. Flare x 7/16" Male Inv. Flare</p>	<p>71064 48 13/16"</p>  <p>5/16" Swivel "O" Ring (Type I) x 3/8" Male Inv. Flare</p>

SYSTEM
PUMP &
GEAR
IDENT.

SYSTEM &
COM-
PONENT
IDENT.

PASS.
CARS

LIGHT
TRUCKS

MEDIUM/
HEAVY
TRUCKS

BUSES

HOSE
NUMER-
ICAL

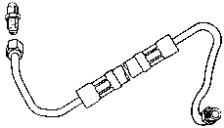
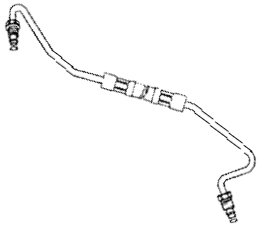

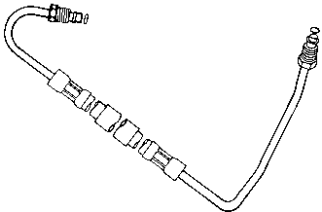
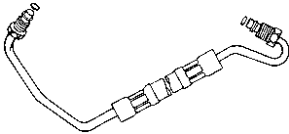
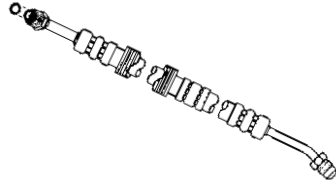
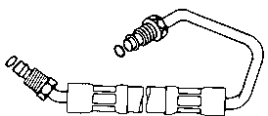
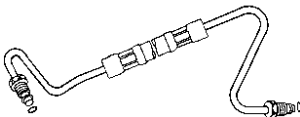

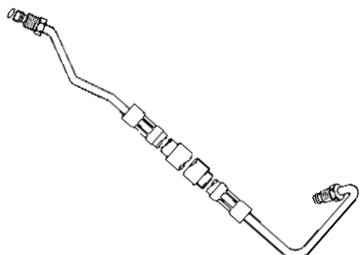
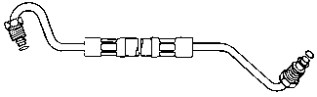
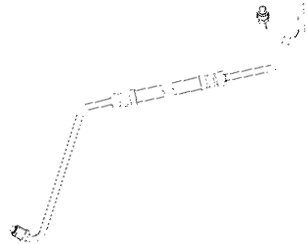
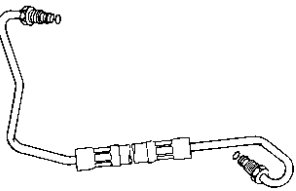


REPAIR
KITS

KIT
NUMER-
ICAL

ILLUST-
RATIONS

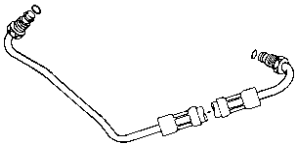
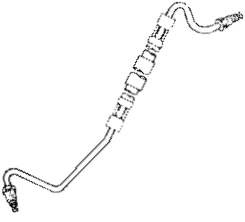
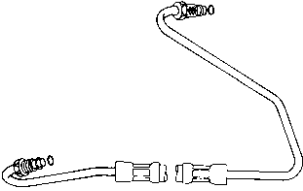
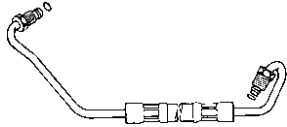
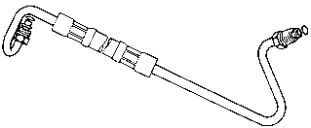
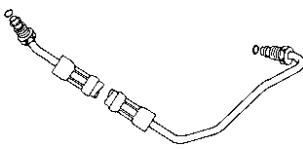
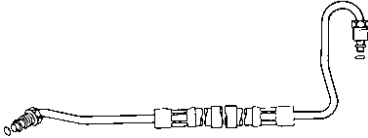
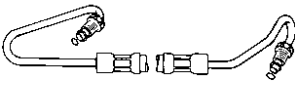
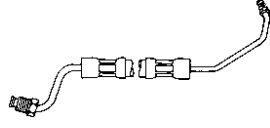
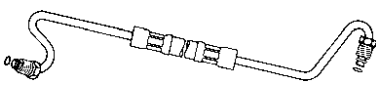
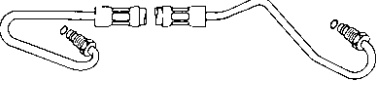
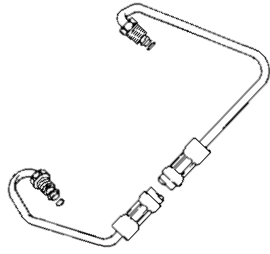
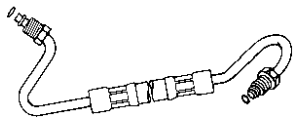
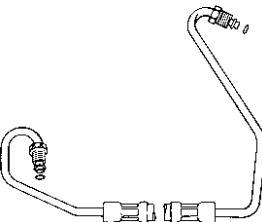
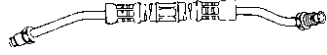
Pressure Hose Illustration Guide

SYSTEM PUMP & GEAR IDENT.
SYSTEM & COM- PONENT IDENT.
PASS. CARS
LIGHT TRUCKS
MEDIUM/ HEAVY TRUCKS
BUSES
HOSE NUMER- ICAL
REPAIR KITS
KIT NUMER- ICAL

71065  3/8" Female S.A.E. or 3/8" Male Inv. Flare x 7/16" Male Inv. Flare	31 3/4"	71072  16mm Male "O" Ring x 18mm Male "O" Ring	37"	71079  5/16" Male Inv. Flare x 3/8" Swivel "O" Ring (Type I)	31 1/2"
71068  16mm Male "O" Ring x 18mm Male "O" Ring	46"	71073  16mm Male "O" Ring x 18mm Male "O" Ring	34 3/4"	71081  3/8" Male S.A.E. x 3/8" Swivel "O" Ring (Type I)	35 5/8"
71069  16mm Male "O" Ring x 18mm Male "O" Ring	26"	71074  16mm Male "O" Ring x 18mm Male "O" Ring	32"	71084  16mm Male "O" Ring x 18mm Male "O" Ring	45"
71070  16mm Male "O" Ring x 18mm Male "O" Ring	41 3/4"	71075  16mm Male "O" Ring x 18mm Male "O" Ring	31"	71085  16mm Male "O" Ring x 18mm Male "O" Ring	45 1/2"
71071  16mm Male "O" Ring x 18mm Male "O" Ring	37 1/2"	71078  16mm Male "O" Ring x 16mm Male "O" Ring	23"	71086  16mm Male "O" Ring x 18mm Male "O" Ring	23"

ILLUST-
RATIONS

Pressure Hose Illustration Guide

<p>71087 28"</p>  <p>16mm Male "O" Ring x 18mm Male "O" Ring</p>	<p>71093 49"</p>  <p>16mm Male "O" Ring x 18mm Male "O" Ring</p>	<p>71098 40 3/4"</p>  <p>16mm Male "O" Ring x 18mm Male "O" Ring</p>
<p>71088 31"</p>  <p>16mm Male "O" Ring x 18mm Male "O" Ring</p>	<p>71094 33 3/4"</p>  <p>16mm Male "O" Ring x 18mm Male "O" Ring</p>	<p>71099 27 5/8"</p>  <p>16mm Male "O" Ring x 18mm Male "O" Ring</p>
<p>71089 37"</p>  <p>16mm Male "O" Ring x 18mm Male "O" Ring</p>	<p>71095 40 3/4"</p>  <p>16mm Male "O" Ring x 18mm Male "O" Ring</p>	<p>71100 23"</p>  <p>1/4" Male Inv. Flare x 16mm Male "O" Ring</p>
<p>71091 32"</p>  <p>16mm Male "O" Ring x 18mm Male "O" Ring</p>	<p>71096 47 3/4"</p>  <p>16mm Male "O" Ring x 18mm Male "O" Ring</p>	<p>71102 48 3/4"</p>  <p>16mm Male "O" Ring x 18mm Male "O" Ring</p>
<p>71092 30 3/4"</p>  <p>16mm Male "O" Ring x 18mm Male "O" Ring</p>	<p>71097 39 1/2"</p>  <p>16mm Male "O" Ring x 18mm Male "O" Ring</p>	<p>71109 22 1/4"</p>  <p>16mm Male Inv. Flare x 16mm Male Inv. Flare</p>

SYSTEM
PUMP &
GEAR
IDENT.

SYSTEM &
COM-
PONENT
IDENT.

PASS.
CARS

LIGHT
TRUCKS

MEDIUM/
HEAVY
TRUCKS

BUSES

HOSE
NUMER-
ICAL

REPAIR
KITS

KIT
NUMER-
ICAL

ILLUST-
RATIONS

Pressure Hose Illustration Guide

SYSTEM
PUMP &
GEAR
IDENT.

SYSTEM &
COM-
PONENT
IDENT.

PASS.
CARS

LIGHT
TRUCKS

MEDIUM/
HEAVY
TRUCKS

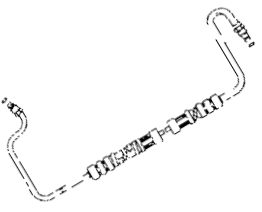
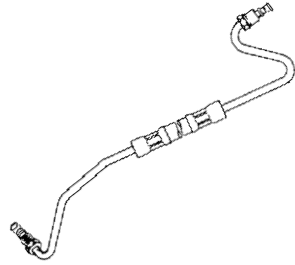
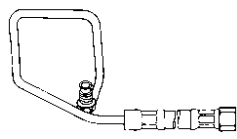
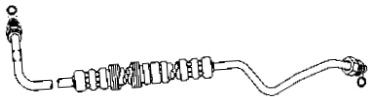
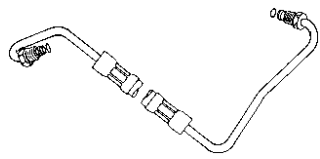
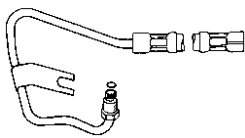
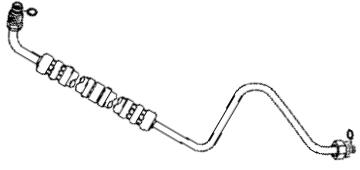
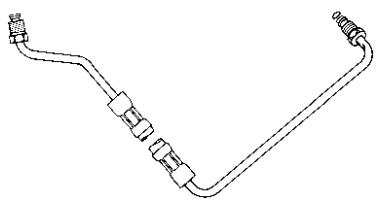
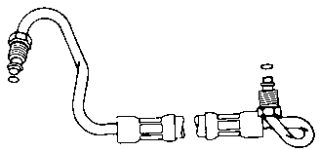
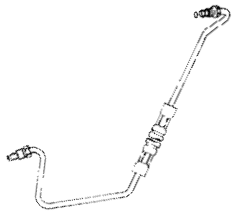
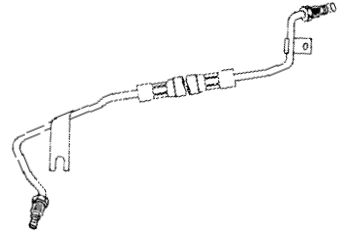
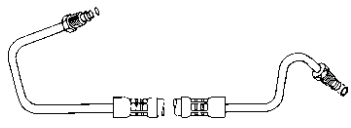
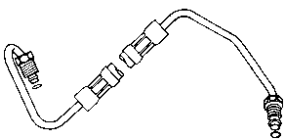
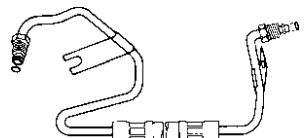
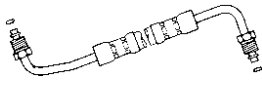
BUSES

HOSE
NUMER-
ICAL

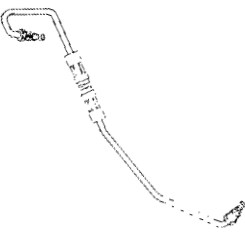
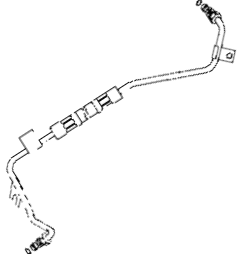
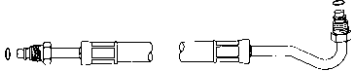
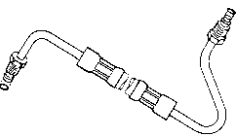


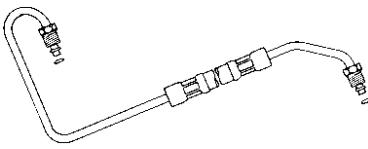
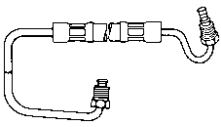
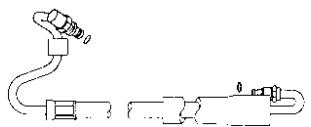
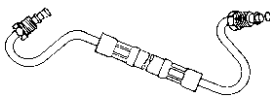

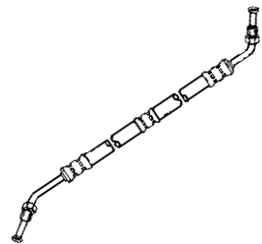

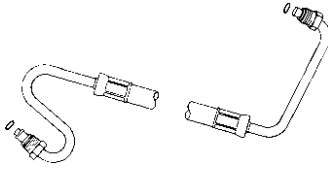
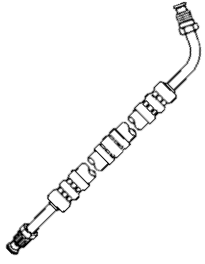
REPAIR
KITS

KIT
NUMER-
ICAL

ILLUST-
RATIONS

71114	50 3/16"	71121	35"	71134	39"
					
5/16" Male "O" Ring x 3/8" Swivel "O" Ring (Type I)		16mm Male "O" Ring x 18mm Male "O" Ring		3/8" Female Inv. Flare x 3/8" Male Inv. Flare	
71117	48 1/4"	71122	31 1/2"	71135	33 3/4"
					
5/16" Swivel "O" Ring (Type II) x 3/8" Swivel "O" Ring (Type I)		16mm Male "O" Ring x 18mm Male "O" Ring		3/8" Female Inv. Flare x 16mm Male "O" Ring	
71118	44 13/16"	71124	34 1/2"	71137	32"
					
5/16" Swivel "O" Ring (Type II) x 3/8" Swivel "O" Ring (Type I)		7/16" Male Inv. Flare x 16mm Male "O" Ring		5/16" Male "O" Ring x 16mm Male "O" Ring	
71119	40 5/8"	71132	51 1/2"	71139	35 1/4"
					
16mm Male "O" Ring x 18mm Male "O" Ring		16mm Male "O" Ring x 18mm Male "O" Ring		16mm Male "O" Ring x 18mm Male "O" Ring	
71120	37 1/2"	71133	48 1/4"	71144	27 1/2"
					
16mm Male "O" Ring x 18mm Male "O" Ring		16mm Male "O" Ring x 18mm Male "O" Ring		16mm Male "O" Ring x 18mm Male "O" Ring	

Pressure Hose Illustration Guide

<p>71145 41"</p>  <p>16mm Male "O" Ring x 18mm Male "O" Ring</p>	<p>71151 39 1/2"</p>  <p>16mm Male "O" Ring x 18mm Male "O" Ring</p>	<p>71163 23 13/16"</p>  <p>16mm Male "O" Ring x 18mm Male "O" Ring</p>
<p>71146 27 1/2"</p>  <p>16mm Male "O" Ring x 18mm Male "O" Ring</p>	<p>71153 31"</p>  <p>16mm Male "O" Ring x 18mm Male "O" Ring</p>	<p>71164 32"</p>  <p>16mm Male "O" Ring x 18mm Male "O" Ring</p>
<p>71147 35 1/2"</p>  <p>16mm Male "O" Ring x 18mm Male "O" Ring</p>	<p>71156 34 1/2"</p>  <p>5/16" Male "O" Ring x 3/8" Male Inv. Flare</p>	<p>71165 36 3/4"</p>  <p>3/8" Swivel "O" Ring (Type I) x 3/8" Swivel "O" Ring (Type I)</p>
<p>71148 27"</p>  <p>16mm Male "O" Ring x 18mm Male "O" Ring</p>	<p>71157 39 7/16"</p>  <p>16mm Male "O" Ring x 18mm Male "O" Ring</p>	<p>71166 21 3/4"</p>  <p>16mm Male Inv. Flare x 16mm Male Inv. Flare</p>
<p>71149 19"</p>  <p>3/8" Male Inv. Flare x 7/16" Male Inv. Flare</p>	<p>71158 30 3/8"</p>  <p>16mm Male "O" Ring x 18mm Male "O" Ring</p>	<p>71167 19 1/8"</p>  <p>16mm Male Inv. Flare x 16mm Male Inv. Flare</p>

SYSTEM
PUMP &
GEAR
IDENT.

SYSTEM &
COM-
PONENT
IDENT.

PASS.
CARS

LIGHT
TRUCKS

MEDIUM/
HEAVY
TRUCKS

BUSES

HOSE
NUMER-
ICAL

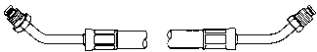
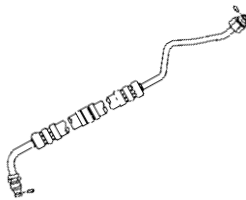

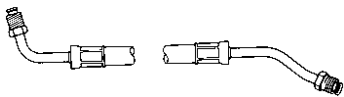
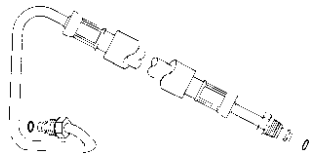
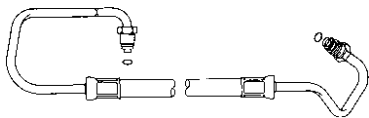
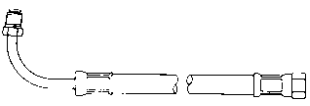
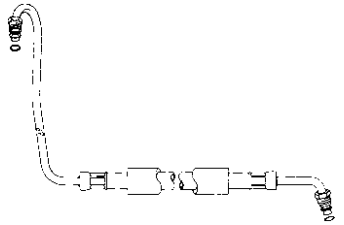

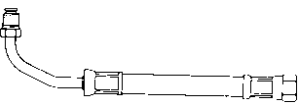
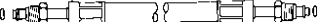
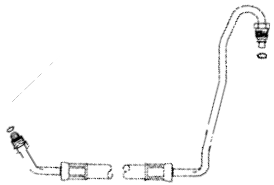
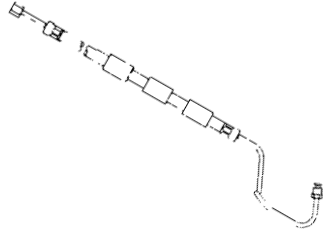
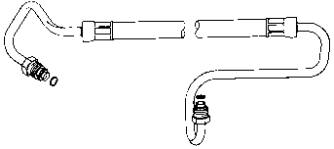
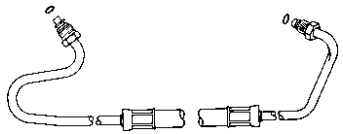
REPAIR
KITS

KIT
NUMER-
ICAL

ILLUST-
RATIONS

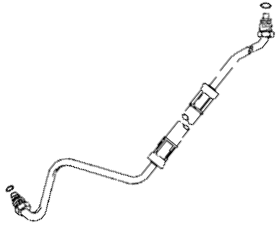
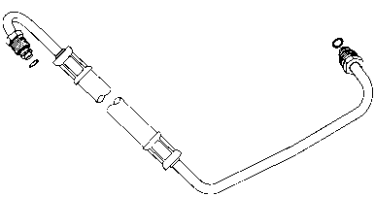
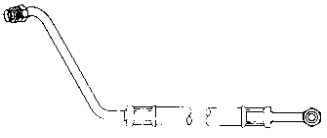
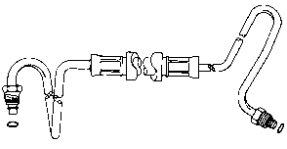
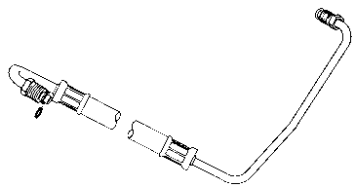
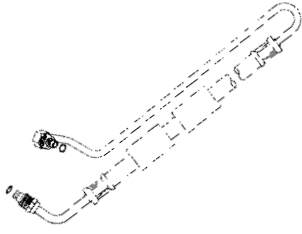
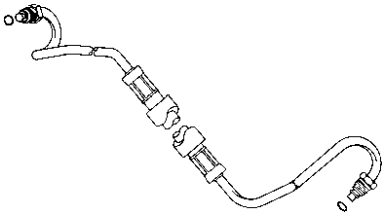
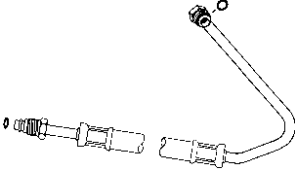
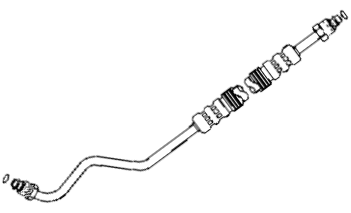
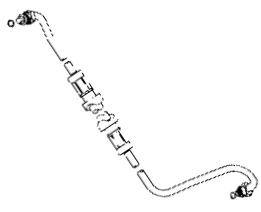
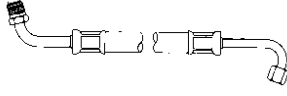
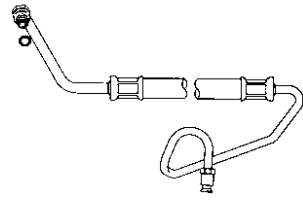
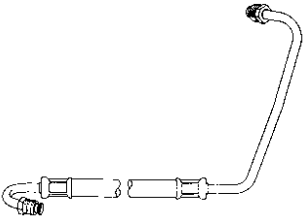
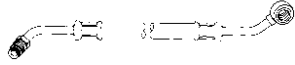
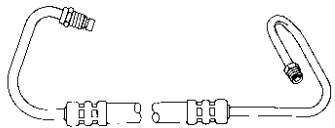
Pressure Hose Illustration Guide

SYSTEM PUMP & GEAR IDENT.
SYSTEM & COM- PONENT IDENT.
PASS. CARS
LIGHT TRUCKS
MEDIUM/ HEAVY TRUCKS
BUSES
HOSE NUMER- ICAL
REPAIR KITS
KIT NUMER- ICAL

71169  16mm Male Inv. Flare x 16mm Male Inv. Flare	29"	71180  5/16" Swivel "O" Ring (Type II) x 3/8" Swivel "O" Ring (Type I)	45"	71190  16mm Male "O" Ring x 18mm Male "O" Ring	36 7/8"
71171  16mm Male Inv. Flare x 16mm Male Inv. Flare	31 7/8"	71181  16mm Male "O" Ring x 18mm Male "O" Ring	36 5/8"	71191  16mm Male "O" Ring x 18mm Male "O" Ring	36 1/4"
71172  16mm Female Inv. Flare x 16mm Male Inv. Flare	25"	71187  16mm Male "O" Ring x 18mm Male "O" Ring	38"	71193  3/8" Swivel "O" Ring (Type I) x 3/8" Swivel "O" Ring (Type I)	44 1/8"
71173  16mm Female Inv. Flare x 16mm Male Inv. Flare	12 1/4"	71188  16mm Male "O" Ring x 18mm Male "O" Ring	21 7/8"	71194  3/8" Swivel "O" Ring (Type I) x 7/16" Male "O" Ring	44"
71179  14mm Male Inv. Flare x 16mm Female S.A.E.	48 3/8"	71189  16mm Male "O" Ring x 18mm Male "O" Ring	35 1/2"	71195  16mm Male "O" Ring x 18mm Male "O" Ring	37 1/4"

ILLUST-
RATIONS

Pressure Hose Illustration Guide

<p>71196 39 1/4"</p>  <p>16mm Male "O" Ring x 18mm Male "O" Ring</p>	<p>71201 30 7/16"</p>  <p>16mm Male "O" Ring x 18mm Male "O" Ring</p>	<p>71210 32 1/8"</p>  <p>16mm Male Inv. Flare x 16mm Male Inv. Flare</p>
<p>71197 61"</p>  <p>5/16" Swivel "O" Ring (Type II) x 3/8" Swivel "O" Ring (Type I)</p>	<p>71202 30 7/16"</p>  <p>5/16" Male Inv. Flare x 16mm Male "O" Ring</p>	<p>71212 72 7/16"</p>  <p>5/16" Swivel "O" Ring (Type II) x 3/8" Swivel "O" Ring (Type I)</p>
<p>71198 46 1/2"</p>  <p>16mm Male "O" Ring x 18mm Male "O" Ring</p>	<p>71203 27 1/4"</p>  <p>16mm Male "O" Ring x 16mm Male "O" Ring</p>	<p>71213 27 1/4"</p>  <p>16mm Male "O" Ring x 18mm Male "O" Ring</p>
<p>71199 39 3/4"</p>  <p>16mm Male "O" Ring x 18mm Male "O" Ring</p>	<p>71205 28 5/16"</p>  <p>3/8" Male Inv. Flare x 14mm Female Swivel</p>	<p>71214 32 7/16"</p>  <p>5/16" Male Inv. Flare x 3/8" Swivel "O" Ring (Type I)</p>
<p>71200 30 1/16"</p>  <p>3/8" Male Inv. Flare x 7/16" Male Inv. Flare</p>	<p>71208 25 3/4"</p>  <p>3/8" Male Inv. Flare x 14mm Banjo</p>	<p>71215 34 1/4"</p>  <p>5/16" Male Inv. Flare x 3/8" Swivel "O" Ring (Type I)</p>

SYSTEM
PUMP &
GEAR
IDENT.

SYSTEM &
COM-
PONENT
IDENT.

PASS.
CARS

LIGHT
TRUCKS

MEDIUM/
HEAVY
TRUCKS

BUSES

HOSE
NUMER-
ICAL

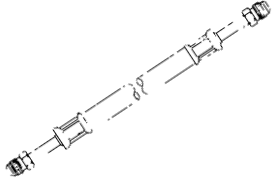
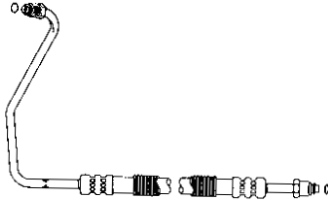
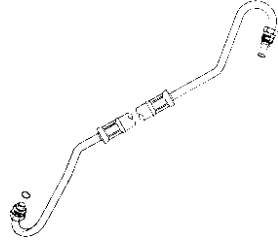
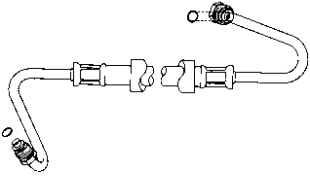
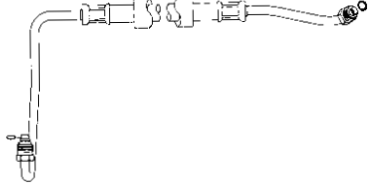
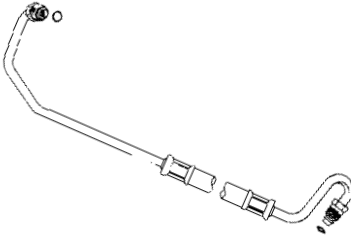

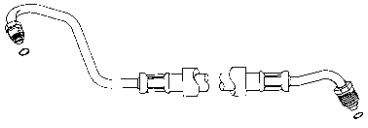
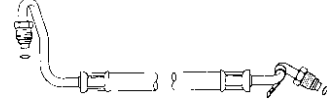
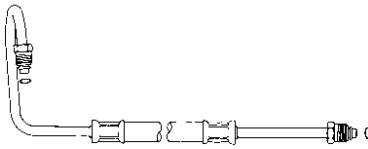


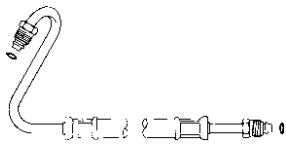
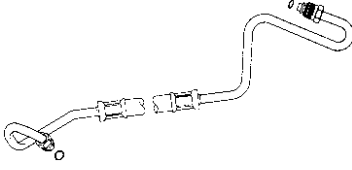

REPAIR
KITS

KIT
NUMER-
ICAL

ILLUST-
RATIONS


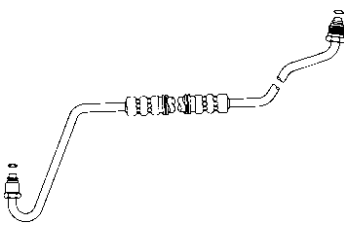
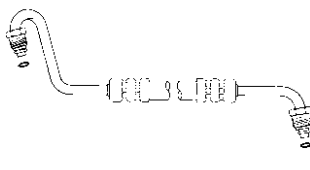
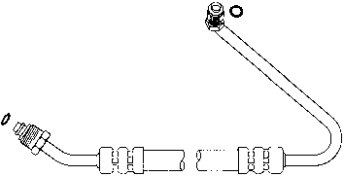
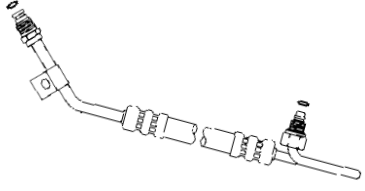

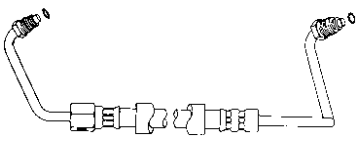
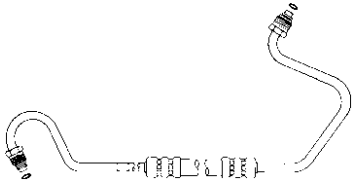
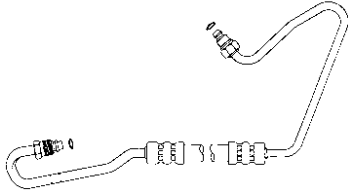
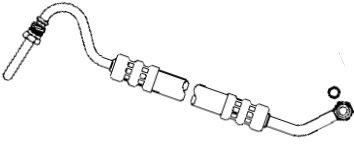
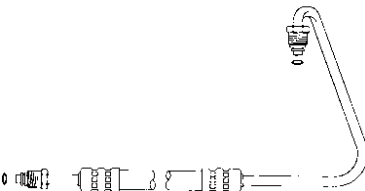
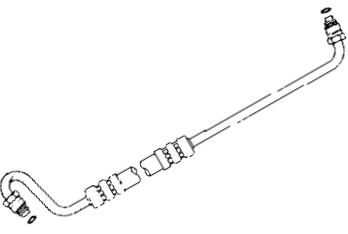
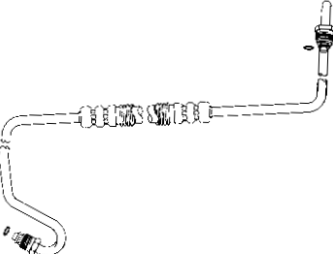

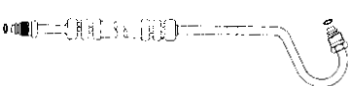
Pressure Hose Illustration Guide

SYSTEM PUMP & GEAR IDENT.
SYSTEM & COM- PONENT IDENT.
PASS. CARS
LIGHT TRUCKS
MEDIUM/ HEAVY TRUCKS
BUSES
HOSE NUMER- ICAL
REPAIR KITS
KIT NUMER- ICAL

71216  3/8" Male S.A.E. x 3/8" Male S.A.E.	14 1/8"	71223  16mm Male "O" Ring x 18mm Male "O" Ring	31 1/4"	71232  16mm Male "O" Ring x 18mm Male "O" Ring	35"
71219  16mm Male "O" Ring x 18mm Male "O" Ring	37 1/16"	71225  16mm Male "O" Ring x 18mm Male "O" Ring	37 5/8"	71233  16mm Male "O" Ring x 18mm Male "O" Ring	33"
71220  16mm Male "O" Ring x 16mm Male "O" Ring	23 7/16"	71226  16mm Male "O" Ring x 18mm Male "O" Ring	33 15/16"	71234  16mm Male "O" Ring x 18mm Male "O" Ring	30 9/16"
71221  16mm Male "O" Ring x 18mm Male "O" Ring	30 1/2"	71230  16mm Male "O" Ring x 18mm Male "O" Ring	33 1/4"	71235  5/16" Swivel "O" Ring (Type II) x 3/8" Swivel "O" Ring (Type I)	48 3/4"
71222  16mm Male "O" Ring x 16mm Male "O" Ring	37"	71231  16mm Male "O" Ring x 18mm Male "O" Ring	36 5/16"	71239  16mm Male "O" Ring x 18mm Male "O" Ring	34 3/4"

ILLUST-
RATIONS

Pressure Hose Illustration Guide

<p>71240 31 7/8"</p>  <p style="text-align: center;">3/8" Male Inv. Flare x 7/16" Male Inv. Flare</p>	<p>71246 37 3/4"</p>  <p style="text-align: center;">16mm Male "O" Ring x 18mm Male "O" Ring</p>	<p>71251 22 1/4"</p>  <p style="text-align: center;">16mm Male "O" Ring x 18mm Male "O" Ring</p>
<p>71241 22 3/4"</p>  <p style="text-align: center;">16mm Male "O" Ring x 18mm Male "O" Ring</p>	<p>71247 35 1/8"</p>  <p style="text-align: center;">5/16" Swivel "O" Ring (Type II) x 3/8" Swivel "O" Ring (Type I)</p>	<p>71252 36 3/8"</p>  <p style="text-align: center;">3/8" Swivel "O" Ring (Type I) x 7/16" Male "O" Ring</p>
<p>71242 30 5/8"</p>  <p style="text-align: center;">(With Switch Port) 16mm Male "O" Ring x 18mm Male "O" Ring</p>	<p>71248 40 3/8"</p>  <p style="text-align: center;">16mm Male "O" Ring x 18mm Male "O" Ring</p>	<p>71253 40 1/8"</p>  <p style="text-align: center;">5/16" Swivel "O" Ring (Type II) x 3/8" Male "O" Ring</p>
<p>71244 27 3/8"</p>  <p style="text-align: center;">5/16" Male Inv. Flare x 3/8" Swivel "O" Ring (Type I)</p>	<p>71249 34 7/8"</p>  <p style="text-align: center;">16mm Male "O" Ring x 18mm Male "O" Ring</p>	<p>71255 29 1/2"</p>  <p style="text-align: center;">16mm Male "O" Ring x 16mm Male "O" Ring</p>
<p>71245 45 7/8"</p>  <p style="text-align: center;">16mm Male "O" Ring x 18mm Male "O" Ring</p>	<p>71250 48 1/8"</p>  <p style="text-align: center;">16mm Male "O" Ring x 16mm Male "O" Ring</p>	<p>71256 36 3/4"</p>  <p style="text-align: center;">16mm Male "O" Ring x 16mm Male "O" Ring</p>

SYSTEM
PUMP &
GEAR
IDENT.

SYSTEM &
COM-
PONENT
IDENT.

PASS.
CARS

LIGHT
TRUCKS

MEDIUM/
HEAVY
TRUCKS

BUSES

HOSE
NUMER-
ICAL

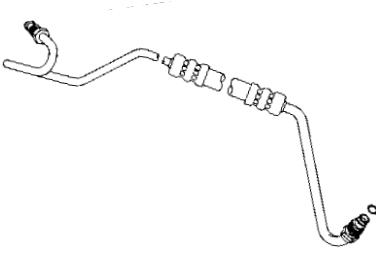
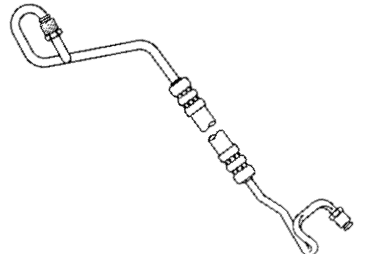
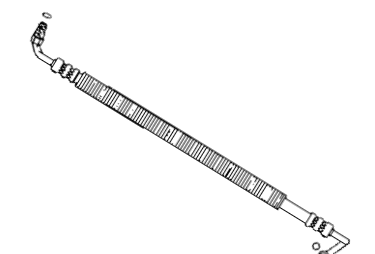
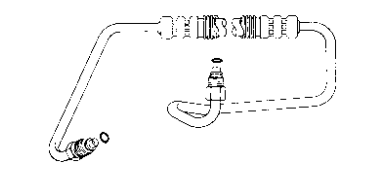
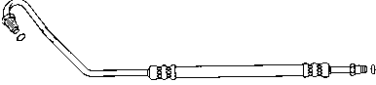
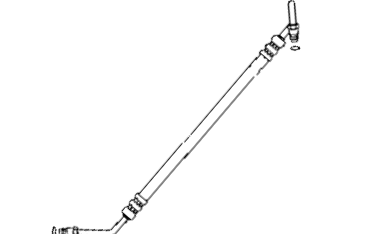

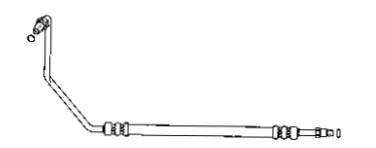
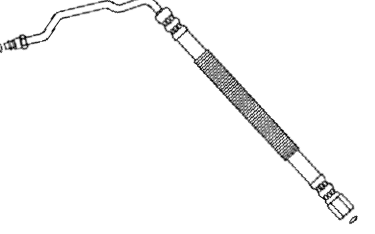


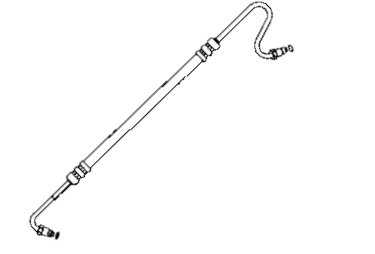
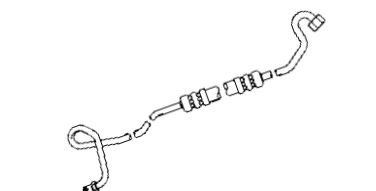
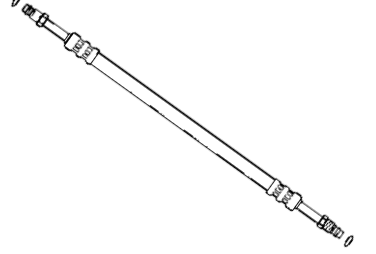
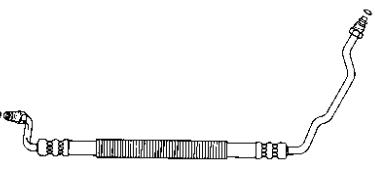
REPAIR
KITS

KIT
NUMER-
ICAL

ILLUST-
RATIONS

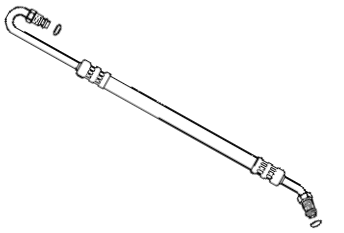
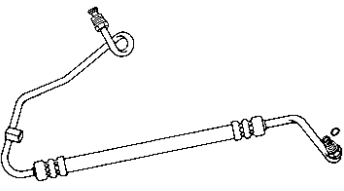
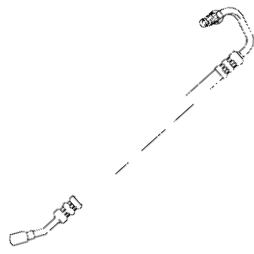
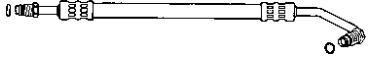
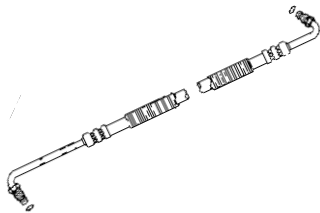

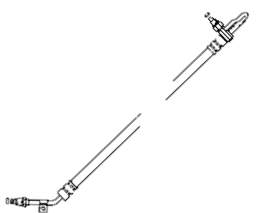
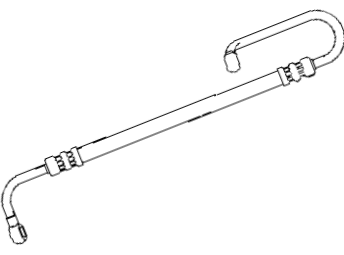
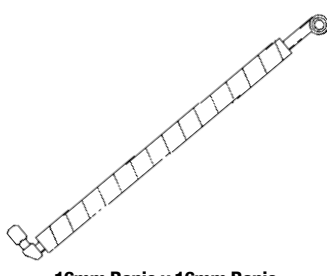
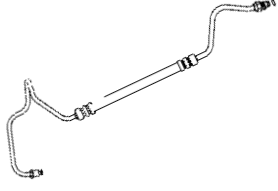
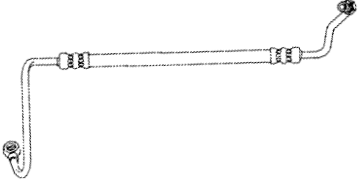
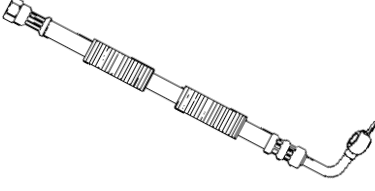
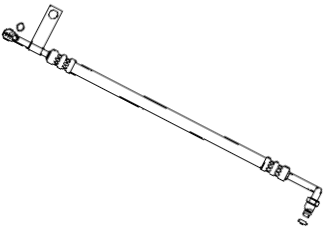
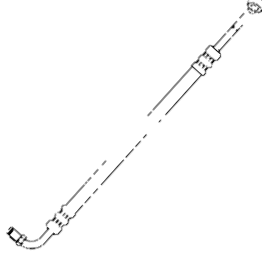

Pressure Hose Illustration Guide

SYSTEM PUMP & GEAR IDENT.
SYSTEM & COM- PONENT IDENT.
PASS. CARS
LIGHT TRUCKS
MEDIUM/ HEAVY TRUCKS
BUSES
HOSE NUMER- ICAL
REPAIR KITS
KIT NUMER- ICAL

71257  5/16" Male Inv. Flare x 3/8" Swivel "O" Ring (Type I)	42 3/4"	71263  5/16" Male Inv. Flare x 3/8" Male Inv. Flare	45 3/4"	71269  16mm Male "O" Ring x 18mm Male "O" Ring	46 1/8"
71258  16mm Male "O" Ring x 18mm Male "O" Ring	37 3/4"	71265  16mm Male "O" Ring x 18mm Male "O" Ring	29"	71270  16mm Male "O" Ring x 16mm Male "O" Ring	28 1/4"
71260  16mm Male Inv. Flare x 16mm Male Inv. Flare	34 7/8"	71266  16mm Male "O" Ring x 18mm Male "O" Ring	29 3/4"	71271  16mm Female "O" Ring x 18mm Male "O" Ring	26 1/2"
71261  16mm Female Inv. Flare x 16mm Male Inv. Flare	50 7/8"	71267  16mm Female "O" Ring x 18mm Male "O" Ring	29 3/4"	71272  16mm Male "O" Ring x 18mm Male "O" Ring	32 1/4"
71262  5/16" Male Inv. Flare x 3/8" Female S.A.E.	43 7/8"	71268  16mm Male "O" Ring x 16mm Male "O" Ring	19 3/4"	71273  16mm Male "O" Ring x 18mm Male "O" Ring	35 3/4"

ILLUST-
RATIONS

Pressure Hose Illustration Guide

<p>71274 23"</p>  <p>16mm Male "O" Ring x 16mm Male "O" Ring</p>	<p>71279 33 1/4"</p>  <p>(With Switch Port) 5/16" Male Inv. Flare x 3/8" Swivel "O" Ring (Type I)</p>	<p>71287 24 1/2"</p>  <p>3/8" Male Inv. Flare x 14mm Banjo</p>
<p>71275 24"</p>  <p>16mm Male "O" Ring x 16mm Male "O" Ring</p>	<p>71280 72"</p>  <p>16mm Male "O" Ring x 18mm Male "O" Ring</p>	<p>71289 24 1/4"</p>  <p>3/8"-19 BSP Female Special x 16mm Banjo</p>
<p>71276 34 1/2"</p>  <p>(With Switch Port) 5/16" Swivel "O" Ring (Type II) x 3/8" Swivel "O" Ring (Type I)</p>	<p>71284 30 1/2"</p>  <p>14mm Banjo x 14mm Banjo</p>	<p>71290 23 3/4"</p>  <p>16mm Banjo x 16mm Banjo</p>
<p>71277 39 3/4"</p>  <p>5/16" Male Inv. Flare x 3/8" Swivel "O" Ring (Type I)</p>	<p>71285 37"</p>  <p>3/8" Male Inv. Flare x 14mm Banjo</p>	<p>71292 21 3/8"</p>  <p>16mm Banjo x 16mm Female Inv. Flare</p>
<p>71278 28 1/4"</p>  <p>16mm Male "O" Ring x 18mm Male "O" Ring</p>	<p>71286 22 3/4"</p>  <p>3/8" Male Inv. Flare x 14mm Banjo</p>	<p>71294 19 3/4"</p>  <p>14mm Male Inv. Flare x 16mm Female S.A.E.</p>

SYSTEM
PUMP &
GEAR
IDENT.

SYSTEM &
COM-
PONENT
IDENT.

PASS.
CARS

LIGHT
TRUCKS

MEDIUM/
HEAVY
TRUCKS

BUSES

HOSE
NUMER-
ICAL

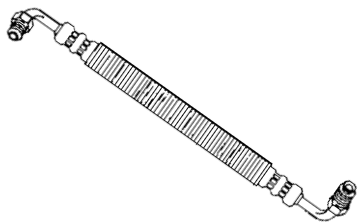
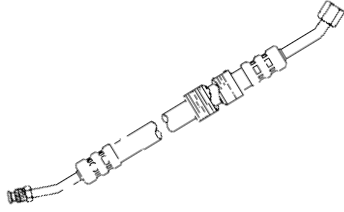
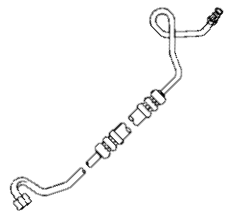

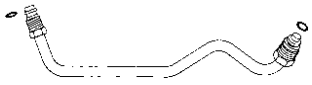
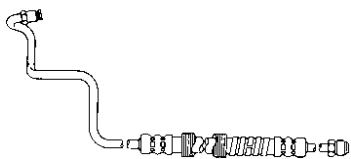
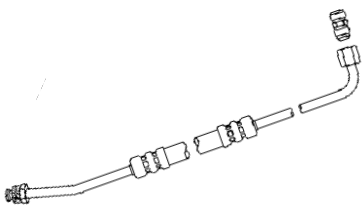
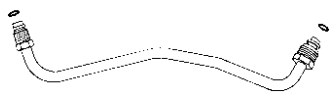
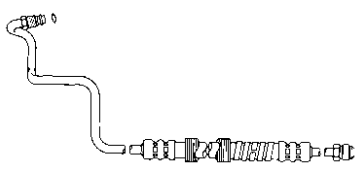
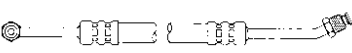
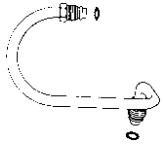
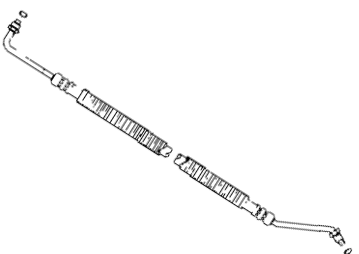
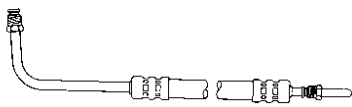
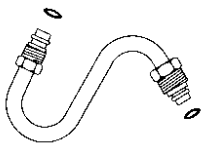
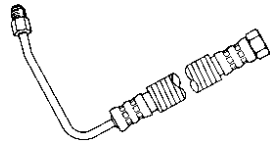
REPAIR
KITS

KIT
NUMER-
ICAL


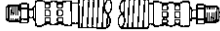
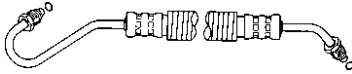
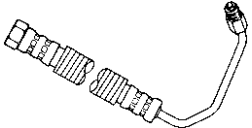


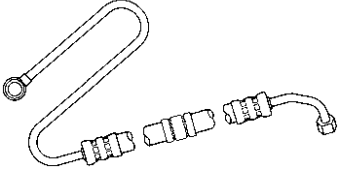
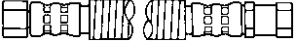
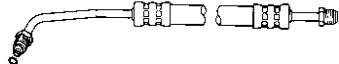
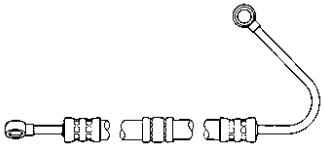


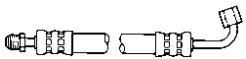
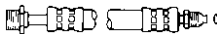

ILLUST-
RATIONS

Pressure Hose Illustration Guide

SYSTEM PUMP & GEAR IDENT.
SYSTEM & COM- PONENT IDENT.
PASS. CARS
LIGHT TRUCKS
MEDIUM/ HEAVY TRUCKS
BUSES
HOSE NUMER- ICAL
REPAIR KITS
KIT NUMER- ICAL

71295  3/8" Male S.A.E. x 16mm Male Inv. Flare	14 7/8"	71313  3/8" Female S.A.E. x 14mm Male Inv. Flare	23 3/4"	71324  5/16" Male Inv. Flare x 3/8" Female S.A.E.	40 1/2"
71306  3/8" Female S.A.E. or 3/8" Male Inv. Flare x 7/16" Male Inv. Flare	31 1/16"	71315  16mm Male "O" Ring x 18mm Male "O" Ring	14 1/8"	71345  3/8" Male Inv. Flare x 3/8" Male S.A.E.	55 1/16"
71307  3/8" Female S.A.E. or 3/8" Male Inv. Flare x 7/16" Male Inv. Flare	42 15/16"	71316  16mm Male "O" Ring x 18mm Male "O" Ring	15 1/8"	71346  3/8" Male S.A.E. x 3/8" Male "O" Ring	55 1/16"
71308  3/8" Male Inv. Flare x 7/16" Male Inv. Flare	31"	71317  16mm Male "O" Ring x 16mm Male "O" Ring	13 1/2"	71352  16mm Male "O" Ring x 16mm Male "O" Ring	48 1/8"
71309  5/16" Male Inv. Flare x 5/16" Male Inv. Flare	65 5/8"	71318  16mm Male "O" Ring x 18mm Male "O" Ring	8 7/16"	71353  16mm Female Inv. Flare x 16mm Male Inv. Flare	24 7/8"

Pressure Hose Illustration Guide

<p>71354 18 1/4"</p>  <p>16mm Banjo x 16mm Female Inv. Flare</p>	<p>71363 15 3/4"</p>  <p>3/8" Male S.A.E. x 3/8" Male S.A.E.</p>	<p>71369 31 3/4"</p>  <p>16mm Male "O" Ring x 18mm Male "O" Ring</p>
<p>71357 24 7/8"</p>  <p>16mm Female Inv. Flare x 16mm Male Inv. Flare</p>	<p>71364 24 7/16"</p>  <p>14mm Male Inv. Flare x 16mm Male Inv. Flare</p>	<p>71370 24"</p>  <p>3/8"-19 BSP Female Special x 16mm Banjo</p>
<p>71360 39 7/8"</p>  <p>14mm Banjo x 16mm Female S.A.E.</p>	<p>71365 22 3/8"</p>  <p>14mm Female Inv. Flare x 16mm Female Inv. Flare</p>	<p>71372 32 1/16"</p>  <p>16mm Male Inv. Flare x 16mm Male "O" Ring</p>
<p>71361 28 7/8"</p>  <p>14mm Banjo x 14mm Banjo</p>	<p>71366 31 7/8"</p>  <p>16mm Male Inv. Flare x 16mm Male Inv. Flare</p>	<p>71373 22 3/8"</p>  <p>14mm Female Inv. Flare x 16mm Female S.A.E.</p>
<p>71362 21 1/2"</p>  <p>16mm Female S.A.E. x 16mm Male S.A.E.</p>	<p>71368 21 3/8"</p>  <p>14mm Female Flare x 16mm Male "O" Ring</p>	<p>71376 27 1/4"</p>  <p>16mm Male "O" Ring x 16mm Male "O" Ring</p>

SYSTEM
PUMP &
GEAR
IDENT.

SYSTEM &
COM-
PONENT
IDENT.

PASS.
CARS

LIGHT
TRUCKS

MEDIUM/
HEAVY
TRUCKS

BUSES

HOSE
NUMER-
ICAL

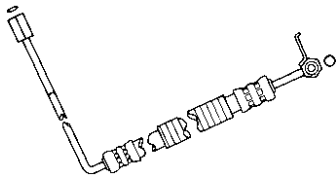

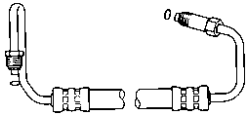
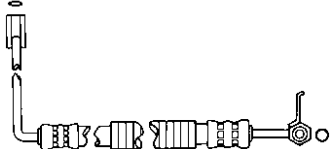

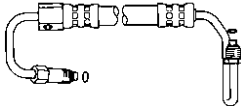
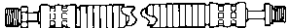
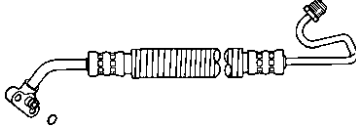
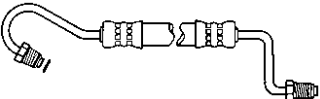

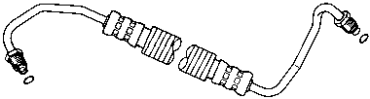
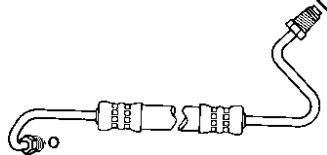

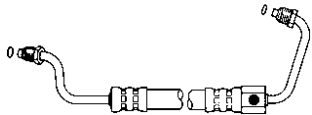
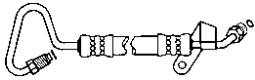
REPAIR
KITS

KIT
NUMER-
ICAL

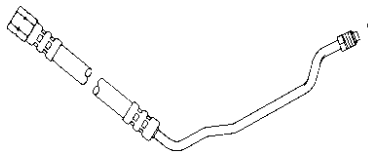
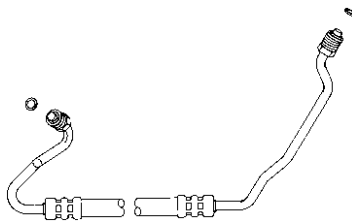

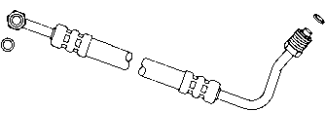
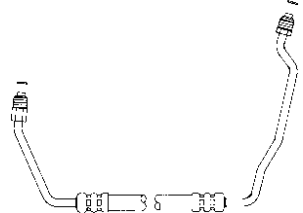
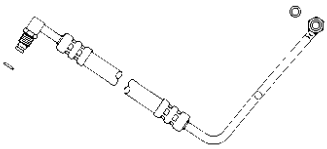
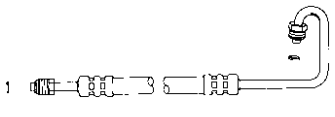
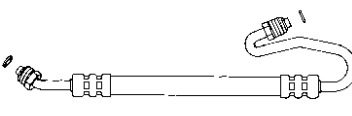
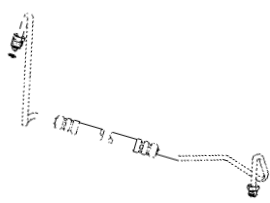
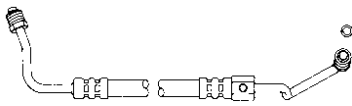

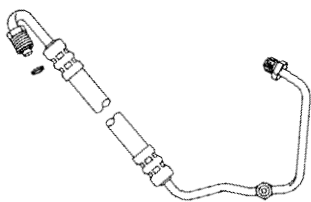
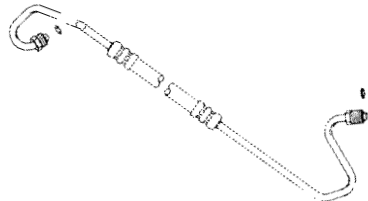
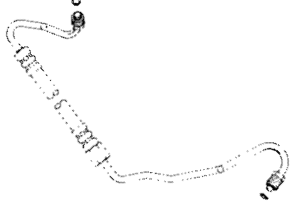
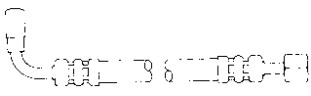
ILLUS-
TRATIONS

Pressure Hose Illustration Guide

SYSTEM PUMP & GEAR IDENT.
SYSTEM & COM- PONENT IDENT.
PASS. CARS
LIGHT TRUCKS
MEDIUM/ HEAVY TRUCKS
BUSES
HOSE NUMER- ICAL
REPAIR KITS
KIT NUMER- ICAL

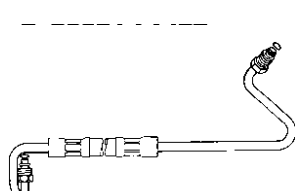
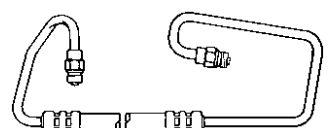
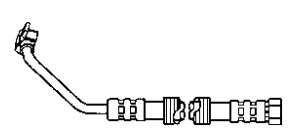

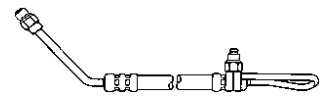

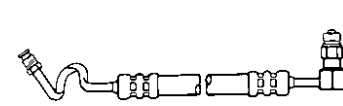
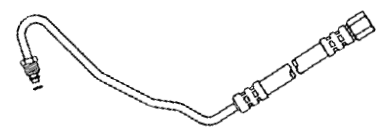
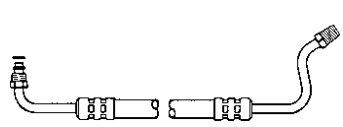
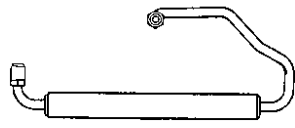
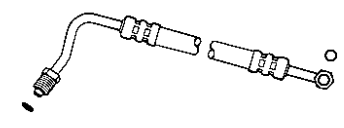
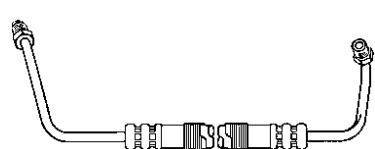
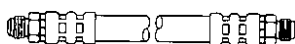
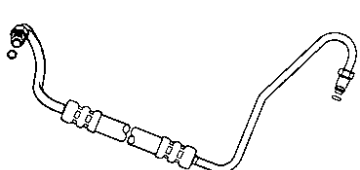

71377  14mm Female "O" Ring x 16mm Female "O" Ring	71388  14mm Female Inv. Flare x 16mm Male "O" Ring	71395  16mm Male "O" Ring x 18mm Male "O" Ring
71378  14mm Female "O" Ring x 16mm Female "O" Ring	71389  14mm Banjo x 14mm Female Inv. Flare	71396  (With Switch Port) 16mm Male "O" Ring x 18mm Male "O" Ring
71380  16mm Male Fixed Flat x 16mm Male Fixed Flat Inv. Flare	71392  12mm Male Captive "O" Ring x 14mm Male Inv. Flare	71397  16mm Male "O" Ring x 18mm Male "O" Ring
71382  12mm Banjo x 14mm Banjo	71393  16mm Male "O" Ring x 18mm Male "O" Ring	71398  16mm Male "O" Ring x 18mm Male "O" Ring
71385  14mm Male "O" Ring x 16mm Banjo	71394  (With Switch Port) 16mm Male "O" Ring x 18mm Male "O" Ring	71399  16mm Male "O" Ring x 18mm Male "O" Ring

Pressure Hose Illustration Guide

<p>71400 28 7/16"</p>  <p style="text-align: center;">16mm Female "O" Ring x 16mm Male "O" Ring</p>	<p>71406 39 11/16"</p>  <p style="text-align: center;">16mm Male "O" Ring x 18mm Male "O" Ring</p>	<p>71412 41 13/16"</p>  <p style="text-align: center;">(With Switch Port) 16mm Male "O" Ring x 18mm Male "O" Ring</p>	<p>SYSTEM PUMP & GEAR IDENT.</p>
<p>71401 31 1/4"</p>  <p style="text-align: center;">16mm Male "O" Ring x 18mm Male "O" Ring</p>	<p>71407 35 1/16"</p>  <p style="text-align: center;">16mm Male "O" Ring x 18mm Male "O" Ring</p>	<p>71415 32 11/16"</p>  <p style="text-align: center;">3/8" Swivel "O" Ring (Type I) x 7/16" Male "O" Ring</p>	<p>SYSTEM & COM- PONENT IDENT.</p>
<p>71402 26 1/2"</p>  <p style="text-align: center;">16mm Male "O" Ring x 18mm Male "O" Ring</p>	<p>71409 22 1/8"</p>  <p style="text-align: center;">16mm Male "O" Ring x 18mm Male "O" Ring</p>	<p>71416 45 3/16"</p>  <p style="text-align: center;">5/16" Male Inv. Flare x 3/8" Male "O" Ring</p>	<p>PASS. CARS</p>
<p>71403 34 11/16"</p>  <p style="text-align: center;">(With Switch Port) 16mm Male "O" Ring x 18mm Male "O" Ring</p>	<p>71410 36 13/16"</p>  <p style="text-align: center;">(With Switch Port) 16mm Male "O" Ring x 18mm Male "O" Ring</p>	<p>71420 30 15/16"</p>  <p style="text-align: center;">(With Switch Port) 5/16" Male Inv. Flare x 16mm Male "O" Ring</p>	<p>LIGHT TRUCKS</p>
<p>71404 38"</p>  <p style="text-align: center;">16mm Male "O" Ring x 18mm Male "O" Ring</p>	<p>71411 43 1/16"</p>  <p style="text-align: center;">(With Switch Port) 16mm Male "O" Ring x 18mm Male "O" Ring</p>	<p>71421 20 3/4"</p>  <p style="text-align: center;">3/8"-19 BSP Female Special x 16mm Banjo</p>	<p>MEDIUM/ HEAVY TRUCKS</p>
			<p>BUSES</p>
			<p>HOSE NUMER- ICAL</p>
			<p>REPAIR KITS</p>
			<p>KIT NUMER- ICAL</p>
			<p>ILLUST- RATIONS</p>

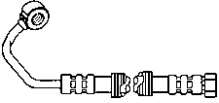

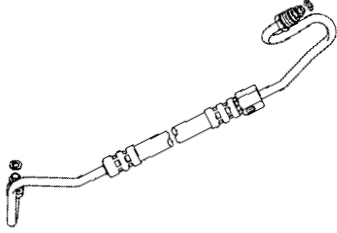


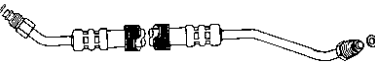
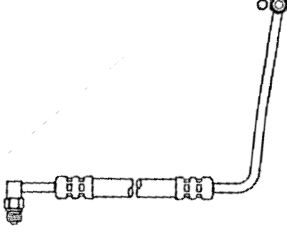

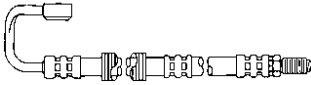
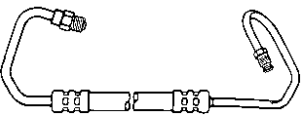
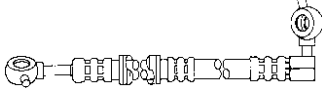
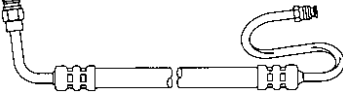
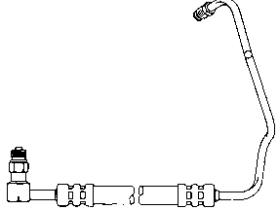
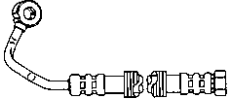
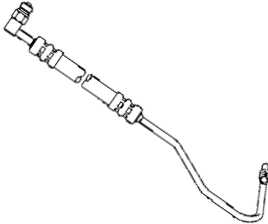
Pressure Hose Illustration Guide

SYSTEM PUMP & GEAR IDENT.
SYSTEM & COM- PONENT IDENT.
PASS. CARS
LIGHT TRUCKS
MEDIUM/ HEAVY TRUCKS
BUSES
HOSE NUMER- ICAL
REPAIR KITS
KIT NUMER- ICAL

<p>71422 33 3/4"</p>  <p style="text-align: center; font-size: small;">(With Switch Port) 16mm Male "O" Ring x 18mm Male "O" Ring</p>	<p>71428 49 5/8"</p>  <p style="text-align: center; font-size: small;">16mm Swivel "O" Ring x 16mm Swivel "O" Ring</p>	<p>71434 23 5/8"</p>  <p style="text-align: center; font-size: small;">14mm Banjo x 16mm Female Inv. Flare</p>
<p>71424 31 1/2"</p>  <p style="text-align: center; font-size: small;">(With Switch Port) 5/16" Male Inv. Flare x 16mm Swivel "O" Ring</p>	<p>71429 36 3/16"</p>  <p style="text-align: center; font-size: small;">(With Switch Port) 5/16" Swivel "O" Ring (Type II) x 16mm Swivel "O" Ring</p>	<p>71435 34 3/16"</p>  <p style="text-align: center; font-size: small;">16mm Banjo x 16mm Male "O" Ring</p>
<p>71425 25"</p>  <p style="text-align: center; font-size: small;">5/16" Male Inv. Flare x 16mm Swivel "O" Ring</p>	<p>71430 34 5/16"</p>  <p style="text-align: center; font-size: small;">16mm Female "O" Ring x 18mm Male "O" Ring</p>	<p>71436 25"</p>  <p style="text-align: center; font-size: small;">16mm Male Inv. Flare x 16mm Male "O" Ring</p>
<p>71426 22 3/8"</p>  <p style="text-align: center; font-size: small;">16mm Male Inv. Flare x 16mm Male S.A.E.</p>	<p>71431 34 1/2"</p>  <p style="text-align: center; font-size: small;">16mm Male "O" Ring x 18mm Male "O" Ring</p>	<p>71437 29 15/16"</p>  <p style="text-align: center; font-size: small;">12mm Male Inv. Flare x 12mm Male Inv. Flare</p>
<p>71427 15 1/8"</p>  <p style="text-align: center; font-size: small;">16mm Male S.A.E. x 16mm Male S.A.E.</p>	<p>71432 35 1/2"</p>  <p style="text-align: center; font-size: small;">5/16" Male "O" Ring x 16mm Male "O" Ring</p>	<p>71438 17 13/16"</p>  <p style="text-align: center; font-size: small;">14mm Banjo x 16mm Female S.A.E.</p>

ILLUSTRATIONS

Pressure Hose Illustration Guide

<p>71439 24"</p>  <p>14mm Banjo x 14mm Female Inv. Flare</p>	<p>71445 28 1/16"</p>  <p>16mm Banjo x 16mm Banjo</p>	<p>71551 34 1/4"</p>  <p>(With Switch Port) 16mm Male "O" Ring x 18mm Male "O" Ring</p>
<p>71440 33 1/4"</p>  <p>16mm Banjo x 16mm Male Inv. Flare</p>	<p>71446 29 3/4"</p>  <p>16mm Banjo x 16mm Banjo</p>	<p>71552 27"</p>  <p>16mm Male "O" Ring x 18mm Male "O" Ring</p>
<p>71442 31 3/8"</p>  <p>7/16" Male "O" Ring x 16mm Swivel "O" Ring</p>	<p>71448 22 15/16"</p>  <p>16mm Female Inv. Flare x 16mm Female S.A.E.</p>	<p>71554 27 11/16"</p>  <p>14mm Banjo x 16mm Male S.A.E.</p>
<p>71443 34"</p>  <p>5/16" Male Inv. Flare x 16mm Swivel "O" Ring</p>	<p>71449 20 3/16"</p>  <p>16mm Banjo x 16mm Banjo</p>	<p>71555 29 5/8"</p>  <p>5/16" Male Inv. Flare x 16mm Swivel "O" Ring</p>
<p>71444 26 1/8"</p>  <p>5/16" Male Inv. Flare x 16mm Swivel "O" Ring</p>	<p>71550 39"</p>  <p>14mm Banjo x 14mm Female Inv. Flare</p>	<p>71556 31 7/8"</p>  <p>5/16" Male Inv. Flare x 16mm Swivel "O" Ring</p>

SYSTEM
PUMP &
GEAR
IDENT.

SYSTEM &
COM-
PONENT
IDENT.

PASS.
CARS

LIGHT
TRUCKS

MEDIUM/
HEAVY
TRUCKS

BUSES

HOSE
NUMER-
ICAL

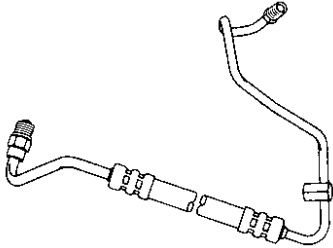
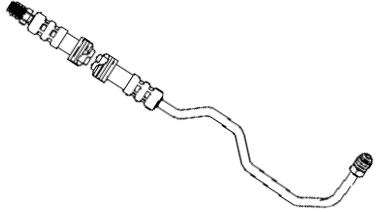
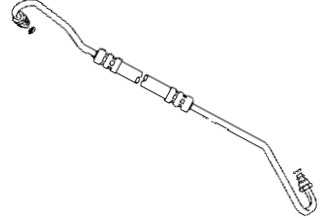

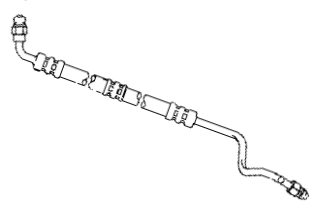
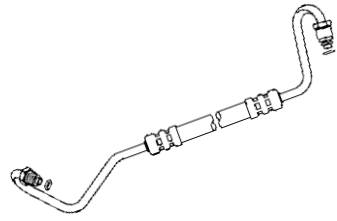
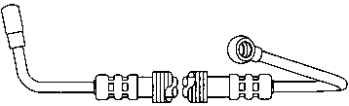
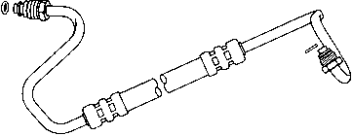
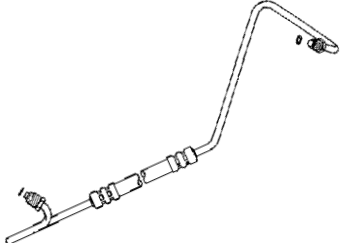
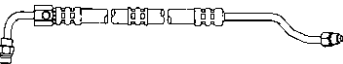
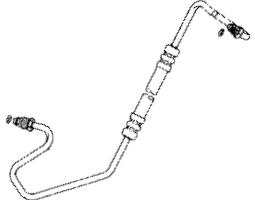

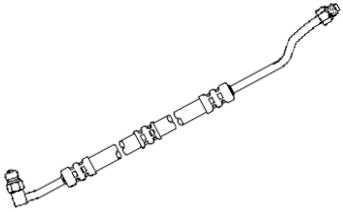
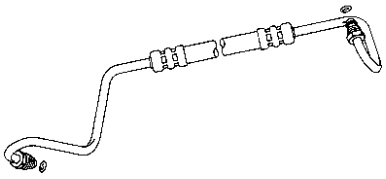
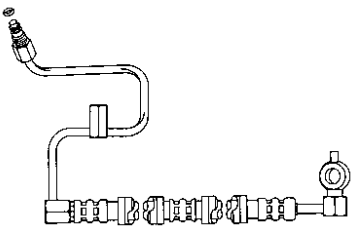
REPAIR
KITS

KIT
NUMER-
ICAL

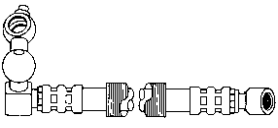
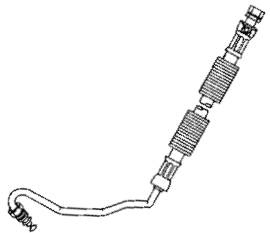
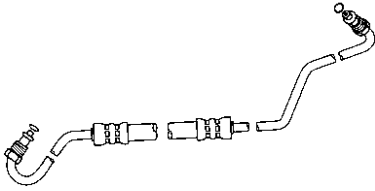

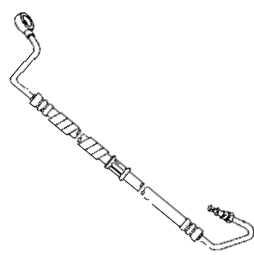
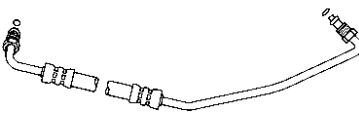
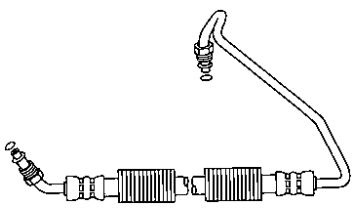
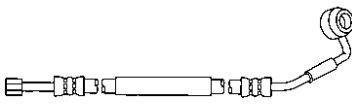
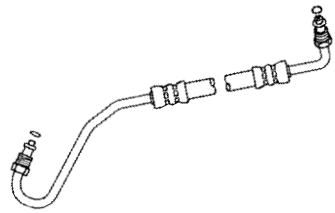
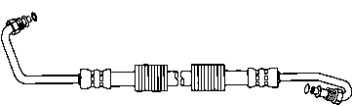
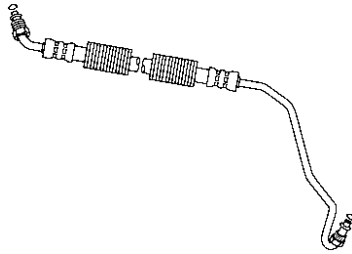
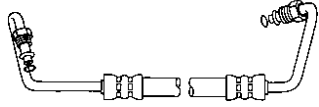
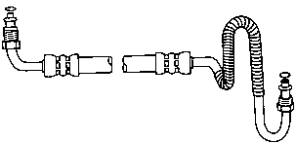
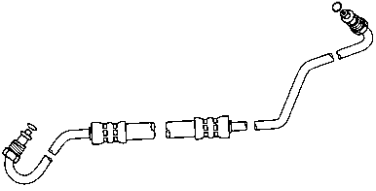
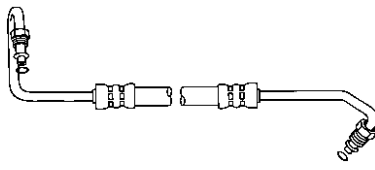
ILLUST-
RATIONS

Pressure Hose Illustration Guide

SYSTEM PUMP & GEAR IDENT.
SYSTEM & COM- PONENT IDENT.
PASS. CARS
LIGHT TRUCKS
MEDIUM/ HEAVY TRUCKS
BUSES
HOSE NUMER- ICAL
REPAIR KITS
KIT NUMER- ICAL

71557  (With Switch Port) 5/16" Male Inv. Flare x 16mm Swivel "O" Ring	32 11/16"	71665  16mm Male Inv. Flare x 16mm Male S.A.E.	32 1/2"	71770  16mm Male "O" Ring x 18mm Male "O" Ring	36 1/2"
71660  16mm Female Inv. Flare x 16mm Female S.A.E.	23 15/16"	71666  5/16" Swivel "O" Ring (Type II) x 16mm Swivel "O" Ring	42 7/16"	71771  16mm Male "O" Ring x 18mm Male "O" Ring	30 1/4"
71661  14mm Banjo x 16mm Banjo	27 7/8"	71667  16mm Male "O" Ring x 18mm Male "O" Ring	39 1/16"	71772  16mm Male "O" Ring x 18mm Male "O" Ring	50 1/8"
71663  (With Switch Port) 5/16" Swivel "O" Ring (Type II) x 16mm Swivel "O" Ring	42 1/2"	71668  16mm Male "O" Ring x 18mm Male "O" Ring	37 5/16"	71773  16mm Banjo x 16mm Female Inv. Flare	18 1/4"
71664  5/16" Swivel "O" Ring (Type II) x 16mm Swivel "O" Ring	40 1/16"	71669  16mm Male "O" Ring x 18mm Male "O" Ring	39"	71774  (With Switch Port) 14mm Male "O" Ring x 16mm Banjo	41 5/8"

Pressure Hose Illustration Guide

<p>71775 23 1/8"</p>  <p style="text-align: center;">14mm Female x 16mm Banjo</p>	<p>71780 28 1/2"</p>  <p style="text-align: center;">(With Switch Port) 16mm Female "O" Ring x 18mm Male "O" Ring</p>	<p>71786 34 5/8"</p>  <p style="text-align: center;">16mm Male "O" Ring x 18mm Male "O" Ring</p>
<p>71776 20 1/16"</p>  <p style="text-align: center;">16mm Banjo x 16mm Female Inv. Flare</p>	<p>71782 38 3/4"</p>  <p style="text-align: center;">16mm Banjo x 16mm Male "O" Ring</p>	<p>71787 31 1/2"</p>  <p style="text-align: center;">16mm Male "O" Ring x 18mm Male "O" Ring</p>
<p>71777 36 7/8"</p>  <p style="text-align: center;">16mm Male "O" Ring x 18mm Male "O" Ring</p>	<p>71783 25 7/8"</p>  <p style="text-align: center;">14mm Banjo x 16mm Female Inv. Flare</p>	<p>71788 30 1/4"</p>  <p style="text-align: center;">16mm Male "O" Ring x 18mm Male "O" Ring</p>
<p>71778 28"</p>  <p style="text-align: center;">16mm Male "O" Ring x 18mm Male "O" Ring</p>	<p>71784 33 5/8"</p>  <p style="text-align: center;">16mm Male "O" Ring x 18mm Male "O" Ring</p>	<p>71789 34"</p>  <p style="text-align: center;">16mm Male "O" Ring x 18mm Male "O" Ring</p>
<p>71779 39 7/8"</p>  <p style="text-align: center;">16mm Male "O" Ring x 18mm Male "O" Ring</p>	<p>71785 36 1/8"</p>  <p style="text-align: center;">16mm Male "O" Ring x 18mm Male "O" Ring</p>	<p>71790 37 5/8"</p>  <p style="text-align: center;">16mm Male "O" Ring x 18mm Male "O" Ring</p>

SYSTEM
PUMP &
GEAR
IDENT.

SYSTEM &
COM-
PONENT
IDENT.

PASS.
CARS

LIGHT
TRUCKS

MEDIUM/
HEAVY
TRUCKS

BUSES

HOSE
NUMER-
ICAL

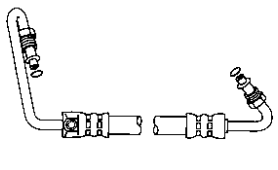
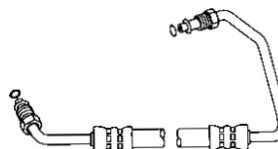
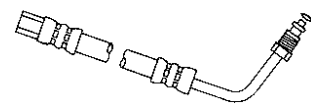
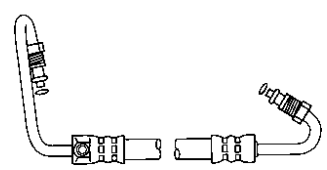
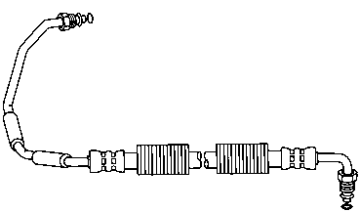
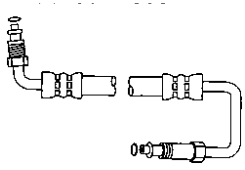
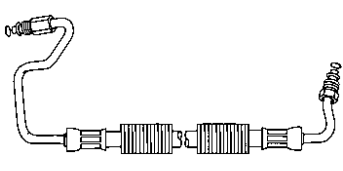
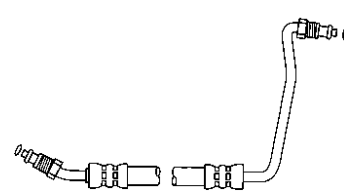
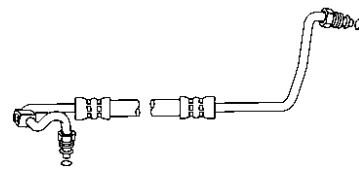
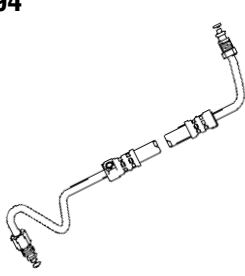
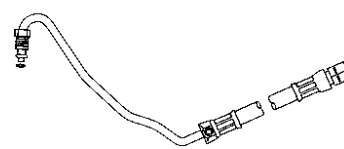
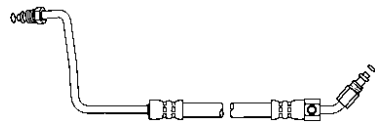
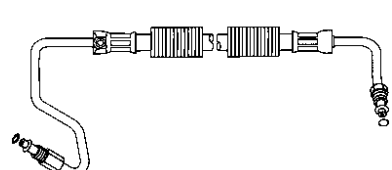
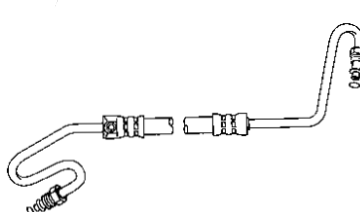
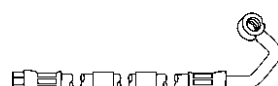
REPAIR
KITS

KIT
NUMER-
ICAL



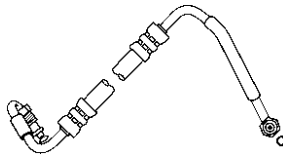


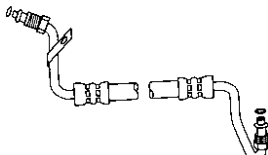
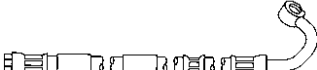
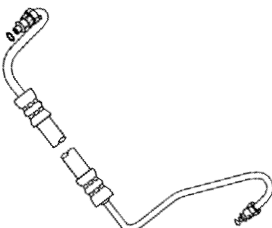
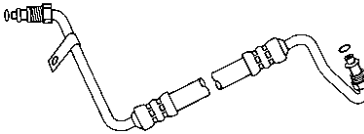
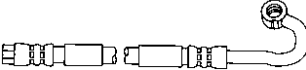
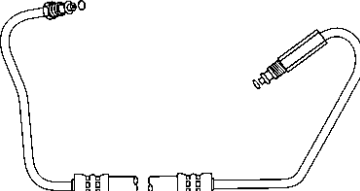
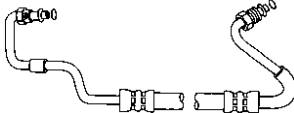
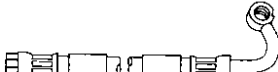
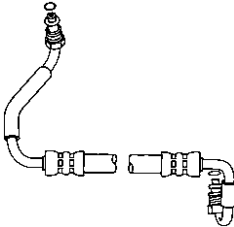
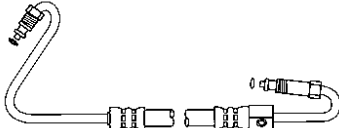
ILLUST-
RATIONS

Pressure Hose Illustration Guide

SYSTEM PUMP & GEAR IDENT.
SYSTEM & COM- PONENT IDENT.
PASS. CARS
LIGHT TRUCKS
MEDIUM/ HEAVY TRUCKS
BUSES
HOSE NUMER- ICAL
REPAIR KITS
KIT NUMER- ICAL
ILLUST- RATIONS

71791  (With Switch Port) 16mm Male "O" Ring x 18mm Male "O" Ring	71796  16mm Male "O" Ring x 18mm Male "O" Ring	71802  (With Switch Port) 16mm Female "O" Ring x 18mm Male "O" Ring
71792  (With Switch Port) 16mm Male "O" Ring x 18mm Male "O" Ring	71797  16mm Male "O" Ring x 18mm Male "O" Ring	71803  16mm Male "O" Ring x 18mm Male "O" Ring
71793  16mm Male "O" Ring x 18mm Male "O" Ring	71799  16mm Male "O" Ring x 18mm Male "O" Ring	71804  (With Switch Port) 16mm Male "O" Ring x 18mm Male "O" Ring
71794  (With Switch Port) 16mm Male "O" Ring x 18mm Male "O" Ring	71800  (With Switch Port) 16mm Female "O" Ring x 18mm Male "O" Ring	71805  (With Switch Port) 16mm Male "O" Ring x 18mm Male "O" Ring
71795  (With Switch Port) 16mm Male "O" Ring x 18mm Male "O" Ring	71801  (With Switch Port) 16mm Male "O" Ring x 18mm Male "O" Ring	71806  14mm Banjo x 14mm Female Inv. Flare

Pressure Hose Illustration Guide

<p>71807 34 7/8"</p>  <p>14mm Banjo x 14mm Female Inv. Flare</p>	<p>71812 25 1/8"</p>  <p>14mm Banjo x 14mm Female Inv. Flare</p>	<p>71817 36 1/8"</p>  <p>16mm Male "O" Ring x 18mm Male "O" Ring</p>
<p>71808 37 3/4"</p>  <p>14mm Banjo x 14mm Female Inv. Flare</p>	<p>71813 26 1/4"</p>  <p>14mm Banjo x 14mm Female Inv. Flare</p>	<p>71818 36 5/8"</p>  <p>16mm Male "O" Ring x 16mm Male "O" Ring</p>
<p>71809 38 3/8"</p>  <p>14mm Banjo x 14mm Female Inv. Flare</p>	<p>71814 37 3/4"</p>  <p>5/16" Male "O" Ring x 16mm Male "O" Ring</p>	<p>71819 35 5/8"</p>  <p>16mm Male "O" Ring x 18mm Male "O" Ring</p>
<p>71810 26 7/8"</p>  <p>14mm Banjo x 14mm Female Inv. Flare</p>	<p>71815 45 1/4"</p>  <p>16mm Male "O" Ring x 18mm Male "O" Ring</p>	<p>71820 42"</p>  <p>16mm Male "O" Ring x 18mm Male "O" Ring</p>
<p>71811 39 5/8"</p>  <p>14mm Banjo x 14mm Female Inv. Flare</p>	<p>71816 37 1/4"</p>  <p>16mm Male "O" Ring x 18mm Male "O" Ring</p>	<p>71821 43 3/8"</p>  <p>(With Switch Port) 16mm Male "O" Ring x 18mm Male "O" Ring</p>

SYSTEM
PUMP &
GEAR
IDENT.

SYSTEM &
COM-
PONENT
IDENT.

PASS.
CARS

LIGHT
TRUCKS

MEDIUM/
HEAVY
TRUCKS

BUSES

HOSE
NUMER-
ICAL

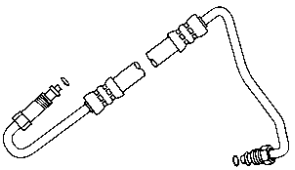
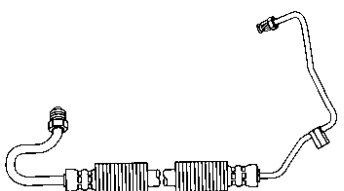
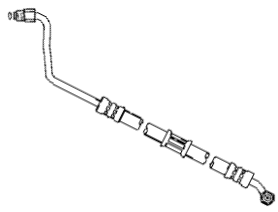
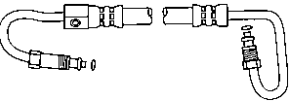
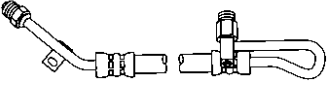
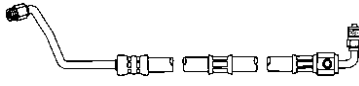
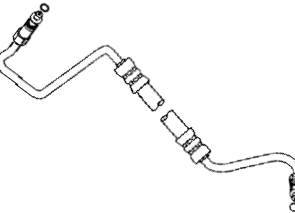
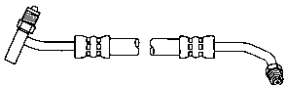
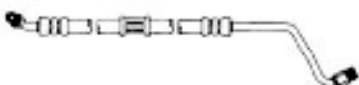
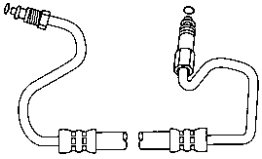
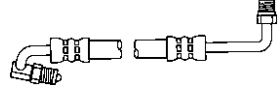
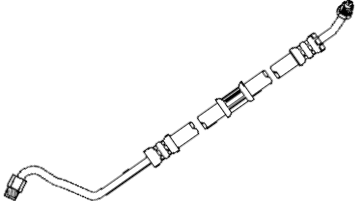
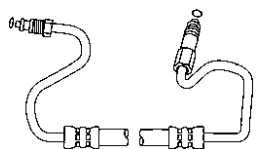
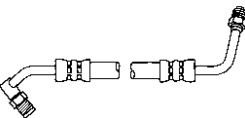
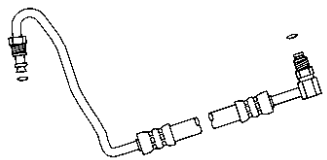
REPAIR
KITS

KIT
NUMER-
ICAL

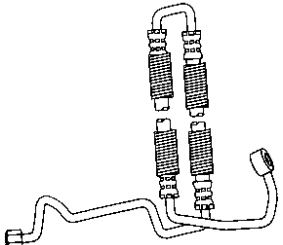
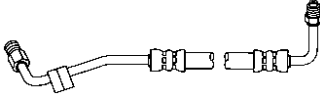
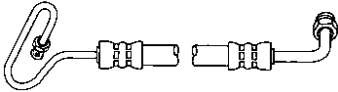
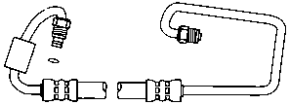
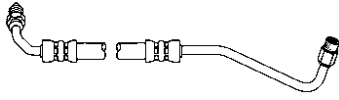
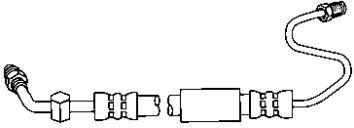
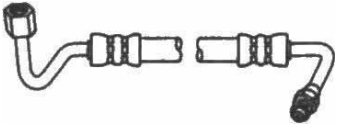
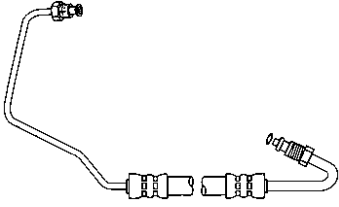
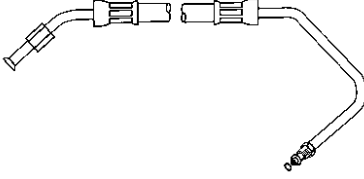
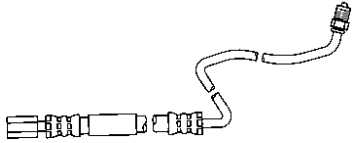
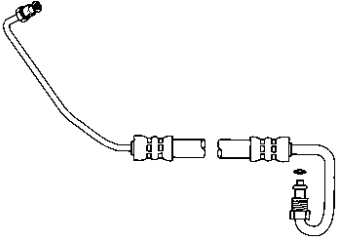
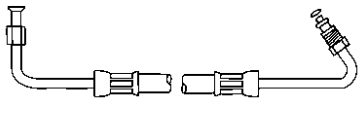
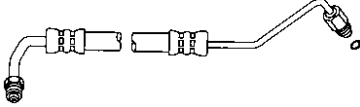
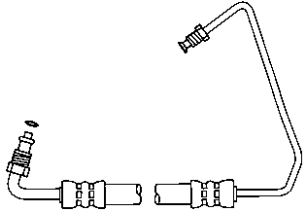
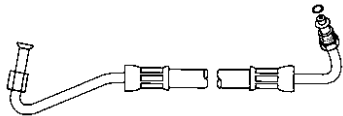
ILLUSTRATIONS

Pressure Hose Illustration Guide

SYSTEM PUMP & GEAR IDENT.
SYSTEM & COM- PONENT IDENT.
PASS. CARS
LIGHT TRUCKS
MEDIUM/ HEAVY TRUCKS
BUSES
HOSE NUMER- ICAL
REPAIR KITS
KIT NUMER- ICAL

71822  16mm Male "O" Ring x 18mm Male "O" Ring	43"	71827  (With Switch Port) 5/16" Male Inv. Flare x 16mm Swivel "O" Ring	31 1/4"	71832  5/16" Long Swivel "O" Ring (Type II) x 16mm Swivel "O" Ring	41 3/4"
71823  (With Switch Port) 16mm Male "O" Ring x 18mm Male "O" Ring	32 3/4"	71828  (With Switch Port) 5/16" Long Swivel "O" Ring x 16mm Swivel "O" Ring	35 3/8"	71833  (With Switch Port) 5/16" Long Swivel "O" Ring x 16mm Swivel "O" Ring	42 1/2"
71824  16mm Male "O" Ring x 18mm Male "O" Ring	38"	71829  (With Switch Port) 16mm Swivel "O" Ring x 16mm Swivel "O" Ring	27 1/8"	71834  5/16" Long Swivel "O" Ring x 16MM Swivel "O" Ring	43"
71825  16mm Male "O" Ring x 18mm Male "O" Ring	40 1/8"	71830  16mm Long Swivel "O" Ring x 16mm Swivel "O" Ring	29 1/2"	71835  5/16" Long Swivel "O" Ring x 16mm Swivel "O" Ring	42 1/4"
71826  16mm Male "O" Ring x 18mm Male "O" Ring	40 1/4"	71831  16mm Long Swivel "O" Ring x 16mm Swivel "O" Ring	29 1/4"	71836  3/8" Swivel "O" Ring (Type I) x 7/16" Male "O" Ring	40 5/8"

Pressure Hose Illustration Guide

<p>71837 57 3/8"</p>  <p>14mm Banjo x 16mm Female S.A.E.</p>	<p>71843 27 1/4"</p>  <p>(With Switch Port) 5/16" Long Swivel "O" Ring x 16mm Swivel "O" Ring</p>	<p>71850 32 3/8"</p>  <p>5/16" Male Inv. Flare x 16mm Swivel "O" Ring</p>
<p>71838 49 3/8"</p>  <p>3/8" Swivel "O" Ring (Type I) x 16mm Swivel "O" Ring</p>	<p>71844 26 1/2"</p>  <p>5/16" Long Swivel "O" Ring x 16mm Swivel "O" Ring</p>	<p>71851 28 1/8"</p>  <p>(With Switch Port) 5/16" Male Inv. Flare x 16mm Swivel "O" Ring</p>
<p>71840 17 7/8"</p>  <p>16mm Female x 16mm Swivel "O" Ring</p>	<p>71846 32 1/4"</p>  <p>5/16" Male Inv. Flare x 16mm Swivel "O" Ring</p>	<p>71852 24 3/8"</p>  <p>3/8" Female S.A.E. x 7/16" Male "O" Ring</p>
<p>71841 30 3/4"</p>  <p>16mm Female x 16mm Swivel "O" Ring</p>	<p>71847 36 1/4"</p>  <p>5/16" Male Inv. Flare x 16mm Male "O" Ring</p>	<p>71853 31 3/4"</p>  <p>3/8" Female S.A.E. x 3/8" Male "O" Ring</p>
<p>71842 27"</p>  <p>5/16" Swivel "O" Ring (Type II) x 16mm Swivel "O" Ring</p>	<p>71849 31 1/4"</p>  <p>5/16" Male Inv. Flare x 16mm Male "O" Ring</p>	<p>71854 40"</p>  <p>3/8" Female S.A.E. x 3/8" Male "O" Ring</p>

SYSTEM
PUMP &
GEAR
IDENT.

SYSTEM &
COM-
PONENT
IDENT.

PASS.
CARS

LIGHT
TRUCKS

MEDIUM/
HEAVY
TRUCKS

BUSES

HOSE
NUMER-
ICAL

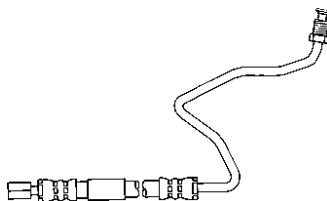
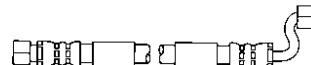
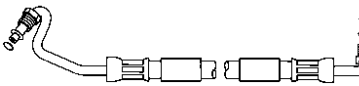
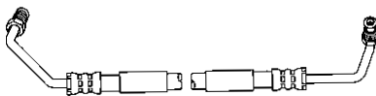
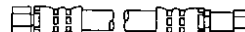
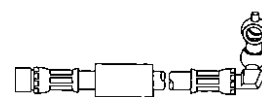
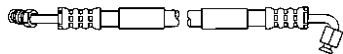
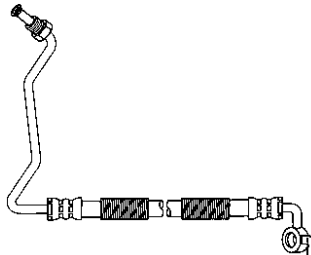


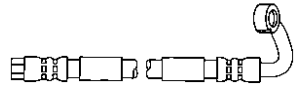
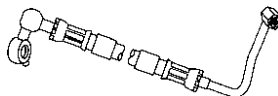
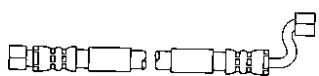
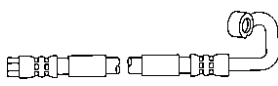
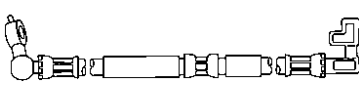
REPAIR
KITS

KIT
NUMER-
ICAL

ILLUST-
RATIONS


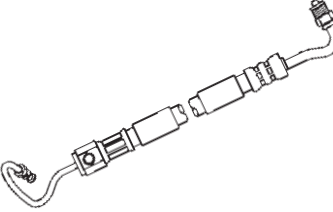
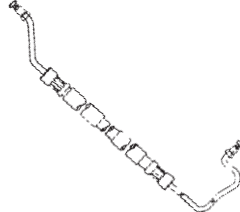

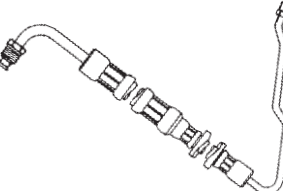
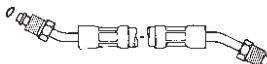
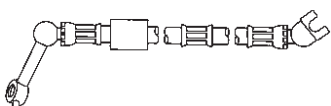
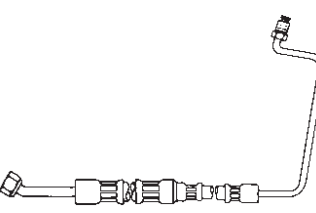
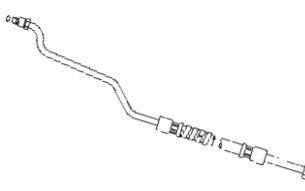
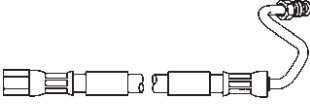

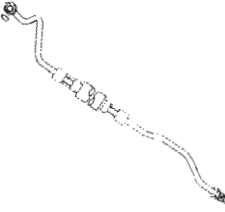

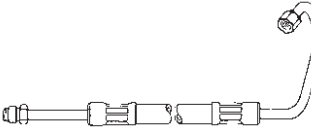

Pressure Hose Illustration Guide

SYSTEM PUMP & GEAR IDENT.
SYSTEM & COM- PONENT IDENT.
PASS. CARS
LIGHT TRUCKS
MEDIUM/ HEAVY TRUCKS
BUSES
HOSE NUMER- ICAL
REPAIR KITS
KIT NUMER- ICAL

71857  16mm Female x 16mm Male Inv. Flare	29 3/4"	71862  16mm Female Inv. Flare x 16mm Female S.A.E.	16 3/4"	71867  16mm Male "O" Ring x 18mm Male "O" Ring	33 1/2"
71858  16mm Male Inv. Flare x 16mm Male Inv. Flare	33 1/8"	71863  14mm Female Inv. Flare x 16mm Female Inv. Flare	18 7/8"	71869  14mm Female x 16mm Banjo	23 3/4"
71859  16mm Female S.A.E. x 16mm Male Inv. Flare	25 7/8"	71864  14mm Banjo x 16mm Male Inv. Flare	33 1/8"	71870  3/8"- 19 BSP Female Special x 14mm Male Inv. Flare	21 3/4"
71860  16mm Female Inv. Flare x 16mm Female S.A.E.	22 1/8"	71865  14mm Banjo x 14mm Female Inv. Flare	27 1/8"	71871  14mm Female Inv. Flare x 16mm Banjo	27 1/4"
71861  16mm Female Inv. Flare x 16mm Female S.A.E.	20 1/2"	71866  (With Switch Port) 14mm Banjo x 14mm Female Inv. Flare	25 1/2"	71872  14mm Female Inv. Flare x 16mm Banjo	26 1/2"

ILLUSTRATIONS

Pressure Hose Illustration Guide

<p>71873 27"</p>  <p>14mm Female x 16mm Female</p>	<p>71878 28 3/4"</p>  <p>(With Switch Port) 5/16" Male Inv. Flare x 16mm Swivel "O" Ring</p>	<p>80027 44 1/4"</p>  <p>5/16" Male "O" Ring x 3/8" Male "O" Ring</p>
<p>71874 21 3/8"</p>  <p>14mm Female x 16mm Banjo</p>	<p>80022 42 1/2"</p>  <p>1/4" Male Inv. Flare x 3/8" Male Inv. Flare</p>	<p>80028 11"</p>  <p>5/16" Male "O" Ring x 5/16" Male "O" Ring</p>
<p>71875 30"</p>  <p>14mm Female x 16mm Banjo</p>	<p>80024 36 1/4"</p>  <p>1/4" Male Inv. Flare x 3/8" Female S.A.E.</p>	<p>80029 32 1/16"</p>  <p>5/16" Male "O" Ring x 3/8" Female S.A.E.</p>
<p>71876 20 5/8"</p>  <p>16mm Female Inv. Flare x 16mm Male Inv. Flare</p>	<p>80025 51 5/16"</p>  <p>1/4" Male Inv. Flare x 3/8" Female S.A.E.</p>	<p>80032 24 3/4"</p>  <p>3/8" Male S.A.E. x 3/8" Male "O" Ring</p>
<p>71877 26 1/8"</p>  <p>16mm Banjo x 16mm Banjo</p>	<p>80026 25 3/8"</p>  <p>3/8" Male S.A.E. x 3/8" Female S.A.E.</p>	<p>80034 39 1/2"</p>  <p>3/8" Female S.A.E. x 3/8" Male Inv. Flare</p>

SYSTEM
PUMP &
GEAR
IDENT.

SYSTEM &
COM-
PONENT
IDENT.

PASS.
CARS

LIGHT
TRUCKS

MEDIUM/
HEAVY
TRUCKS

BUSES

HOSE
NUMER-
ICAL

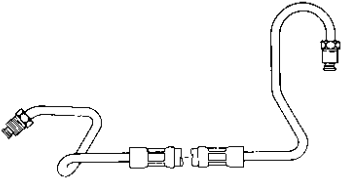
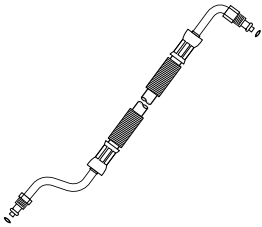
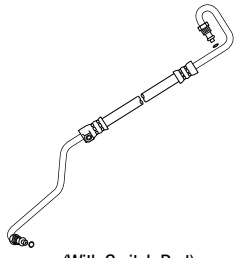
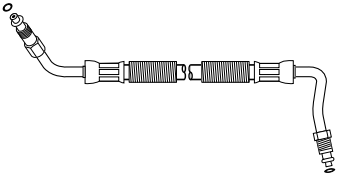
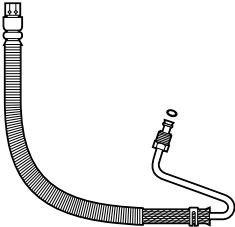
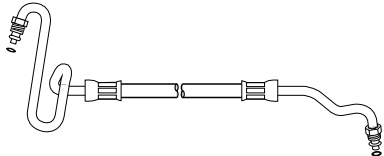
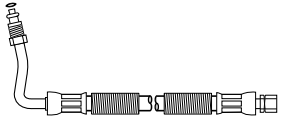
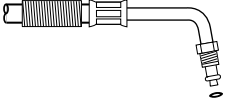
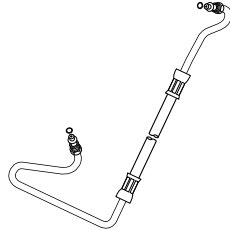
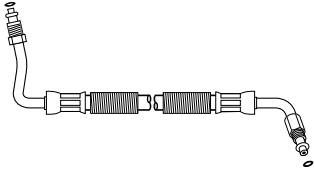
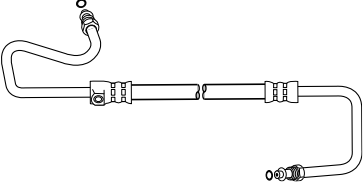
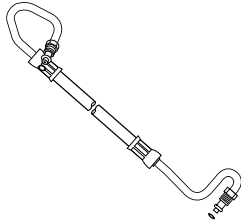

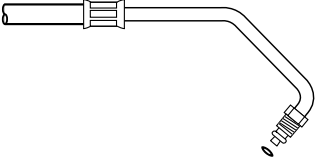
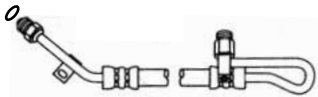
REPAIR
KITS

KIT
NUMER-
ICAL

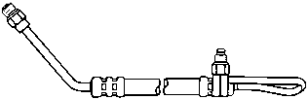
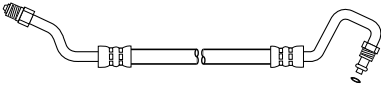

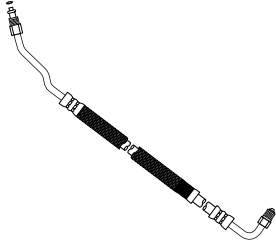
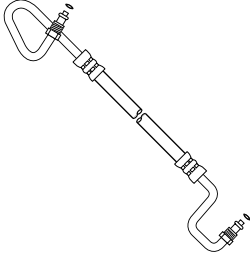
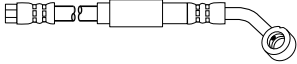
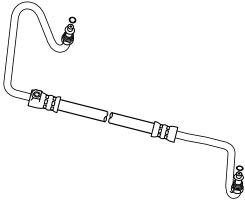
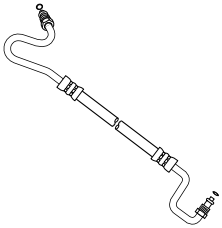
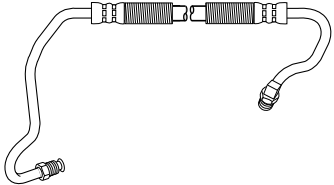

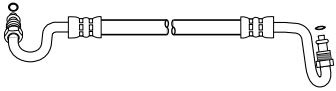
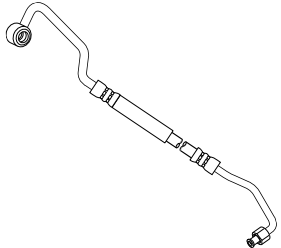
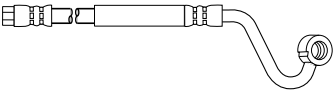

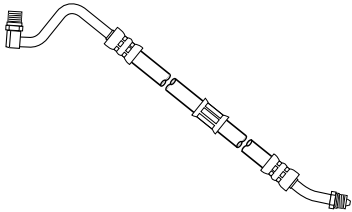
ILLUST-
RATIONS

Pressure Hose Illustration Guide

SYSTEM PUMP & GEAR IDENT.
SYSTEM & COM- PONENT IDENT.
PASS. CARS
LIGHT TRUCKS
MEDIUM/ HEAVY TRUCKS
BUSES
HOSE NUMER- ICAL
REPAIR KITS
KIT NUMER- ICAL

80035  3/8" Male Inv. Flare x 3/8" Male Inv. Flare	50"	80049  16mm Male "O" Ring x 18mm Male "O" Ring	37"	80055  (With Switch Port) 16mm Male "O" Ring x 18mm Male "O" Ring	38 3/4"
80040  16mm Male "O" Ring x 18mm Male "O" Ring	26 1/4"	80050  16mm Female "O" Ring x 18mm Male "O" Ring	34"	80056  16mm Male "O" Ring x 18mm Male "O" Ring	42 3/4"
80041  16mm Female "O" Ring x 18mm Male "O" Ring	24"	80052  16mm Male "O" Ring	26"	80057  16mm Male "O" Ring x 18mm Male "O" Ring	39 1/2"
80044  16mm Male "O" Ring x 18mm Male "O" Ring	25 1/2"	80053  (With Switch Port) 16mm Male "O" Ring x 18mm Male "O" Ring	38 5/8"	80058  16mm Male "O" Ring x 18mm Male "O" Ring	43 1/2"
80048  16mm Male "O" Ring x 18mm Male "O" Ring	22 11/16"	80054  16mm Male "O" Ring	27 1/4"	80059  (With Switch Port) 5/16" Swivel "O" Ring (Type II) x 3/8" Swivel "O" Ring	37 1/4"

Pressure Hose Illustration Guide

<p>80060 35"</p>  <p>(With Switch Port) 5/16" Swivel "O" Ring (Type II) x 16mm Swivel "O" Ring</p>	<p>80069 31 1/2"</p>  <p>16mm Male "O" Ring x 18mm Male "O" Ring</p>	<p>80074 18 3/4"</p>  <p>14mm Female Inv Flare x 14mm Female Inv Flare</p>
<p>80061 42"</p>  <p>16mm Male "O" Ring x 18mm Male "O" Ring</p>	<p>80070 47 3/4"</p>  <p>16mm Male "O" Ring x 18mm Male "O" Ring</p>	<p>80075 19"</p>  <p>14mm Banjo x 14mm Female Inv. Flare</p>
<p>80065 42 3/4"</p>  <p>(With Switch Port) 16mm Male "O" Ring x 18mm Male "O" Ring</p>	<p>80071 36 3/4"</p>  <p>16mm Male "O" Ring x 18mm Male "O" Ring</p>	<p>80076 29 3/4"</p>  <p>5/16" Male Inv. Flare x 16mm Swivel "O" Ring</p>
<p>80066 18"</p>  <p>14mm Male Inv. Flare x 16mm Banjo</p>	<p>80072 33 1/4"</p>  <p>16mm Male "O" Ring x 18mm Male "O" Ring</p>	<p>80077 38 3/4"</p>  <p>14mm Banjo x 16mm Female S.A.E.</p>
<p>80068 26 1/4"</p>  <p>14mm Banjo x 14mm Female Inv. Flare</p>	<p>80073 16"</p>  <p>14mm Banjo x 14mm Female Inv. Flare</p>	<p>80078 34 1/2"</p>  <p>16mm Long Swivel "O" Ring x 16mm Swivel "O" Ring</p>

SYSTEM
PUMP &
GEAR
IDENT.

SYSTEM &
COM-
PONENT
IDENT.

PASS.
CARS

LIGHT
TRUCKS

MEDIUM/
HEAVY
TRUCKS

BUSES

HOSE
NUMER-
ICAL

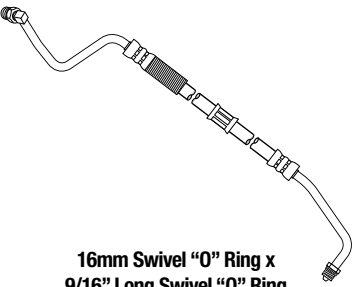
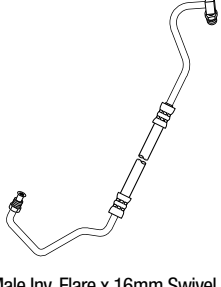
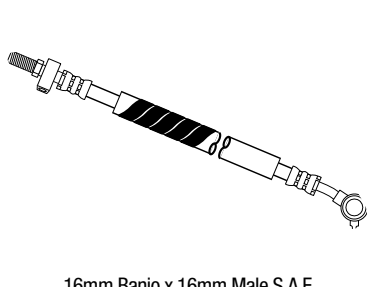
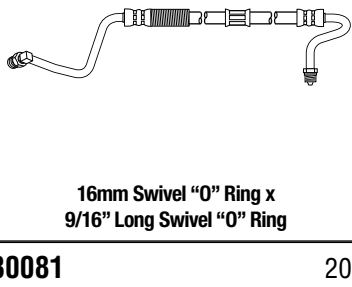
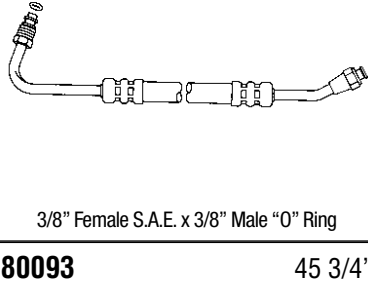
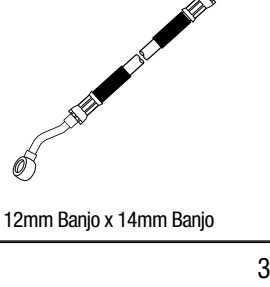
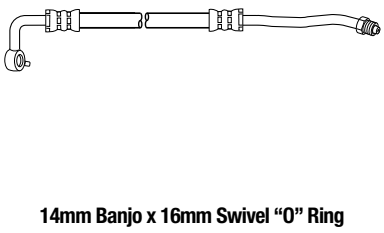
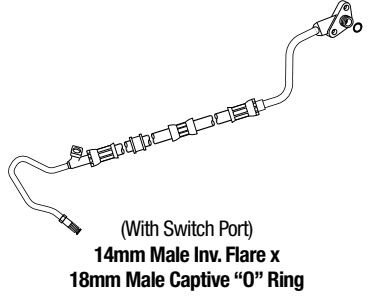
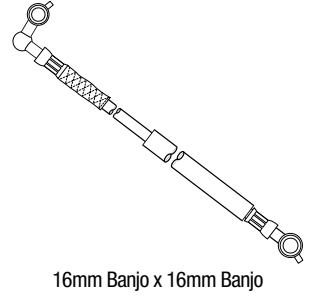
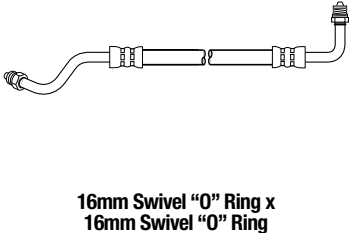
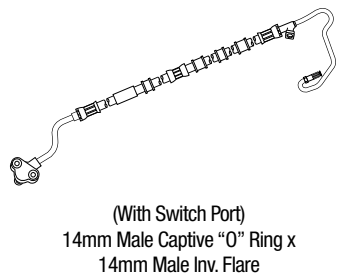
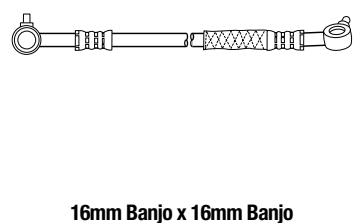
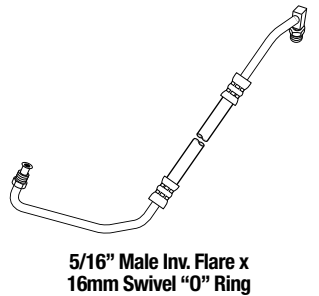
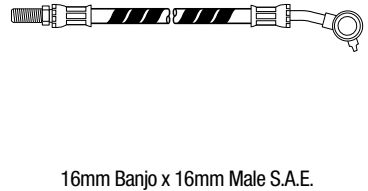
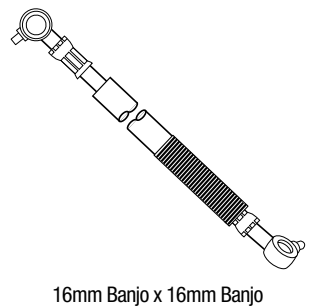
REPAIR
KITS

KIT
NUMER-
ICAL

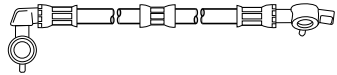
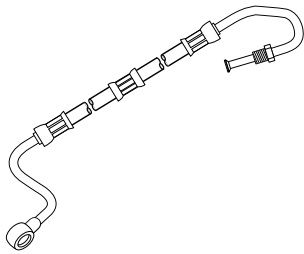
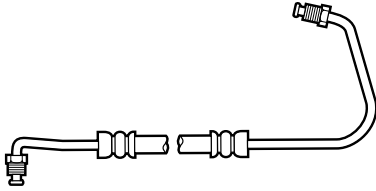
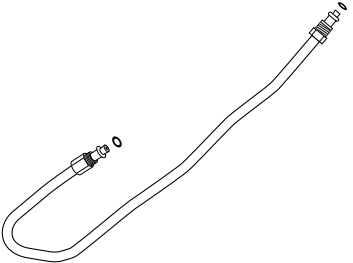
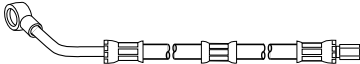
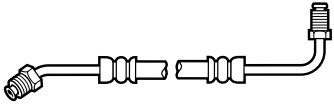
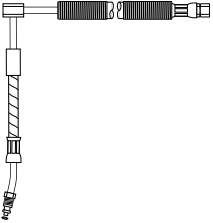
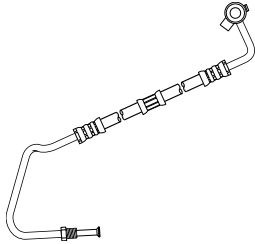
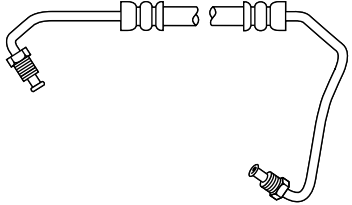
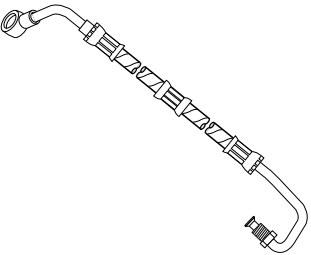
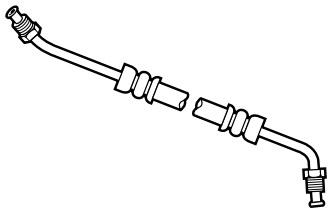
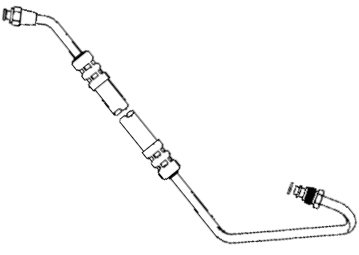
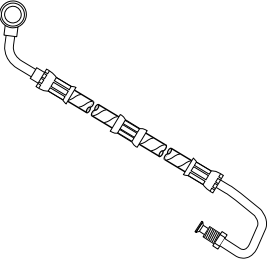
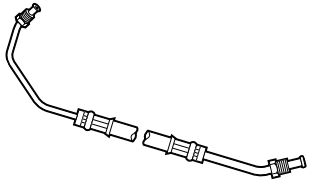
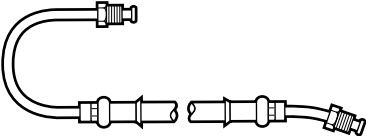
ILLUST-
RATIONS

Pressure Hose Illustration Guide

SYSTEM PUMP & GEAR IDENT.
SYSTEM & COM- PONENT IDENT.
PASS. CARS
LIGHT TRUCKS
MEDIUM/ HEAVY TRUCKS
BUSES
HOSE NUMER- ICAL
REPAIR KITS
KIT NUMER- ICAL

80079  16mm Swivel "O" Ring x 9/16" Long Swivel "O" Ring	80088  5/16" Male Inv. Flare x 16mm Swivel "O" Ring	80097  16mm Banjo x 16mm Male S.A.E.
80080  16mm Swivel "O" Ring x 9/16" Long Swivel "O" Ring	80092  3/8" Female S.A.E. x 3/8" Male "O" Ring	80098  12mm Banjo x 14mm Banjo
80081  14mm Banjo x 16mm Swivel "O" Ring	80093  (With Switch Port) 14mm Male Inv. Flare x 18mm Male Captive "O" Ring	80099  16mm Banjo x 16mm Banjo
80086  16mm Swivel "O" Ring x 16mm Swivel "O" Ring	80094  (With Switch Port) 14mm Male Captive "O" Ring x 14mm Male Inv. Flare	80100  16mm Banjo x 16mm Banjo
80087  5/16" Male Inv. Flare x 16mm Swivel "O" Ring	80096  16mm Banjo x 16mm Male S.A.E.	80101  16mm Banjo x 16mm Banjo

Pressure Hose Illustration Guide

<p>80102 22 1/4"</p>  <p style="text-align: center;">16mm Banjo x 16mm Banjo</p>	<p>80107 36 1/4"</p>  <p style="text-align: center;">16mm Banjo x 16mm Male Inv. Flare</p>	<p>80112 36 1/8"</p>  <p style="text-align: center;">3/8" Male Inv. Flare x 7/16" Male Inv. Flare</p>
<p>80103 19"</p>  <p style="text-align: center;">16mm Male "O" Ring x 16mm Male "O" Ring</p>	<p>80108 38"</p>  <p style="text-align: center;">16mm Banjo x 16mm Female S.A.E.</p>	<p>80115 32 1/4"</p>  <p style="text-align: center;">3/8" Male Inv. Flare x 7/16" Male Inv. Flare</p>
<p>80104 36"</p>  <p style="text-align: center;">(With Switch Port) 16mm Female x 16mm Male Inv. Flare</p>	<p>80109 33 3/4"</p>  <p style="text-align: center;">(With Switch Port) 16mm Banjo x 16mm Male Inv. Flare</p>	<p>80116 33 1/2"</p>  <p style="text-align: center;">3/8" Male Inv. Flare x 7/16" Male Inv. Flare</p>
<p>80105 32 1/2"</p>  <p style="text-align: center;">16mm Banjo x 16mm Male Inv. Flare</p>	<p>80110 28 1/2"</p>  <p style="text-align: center;">3/8" Male Inv. x 7/16" Male Inv. Flare</p>	<p>80117 34"</p>  <p style="text-align: center;">3/8" Female S.A.E. x 7/16" Male "O" Ring</p>
<p>80106 33 3/4"</p>  <p style="text-align: center;">16mm Banjo x 16mm Male Inv. Flare</p>	<p>80111 22 1/4"</p>  <p style="text-align: center;">1/4" Male Inv. Flare x 3/8" Male Inv. Flare</p>	<p>80118 14 3/4"</p>  <p style="text-align: center;">1/4" Male Inv. Flare x 1/4" Male Inv. Flare</p>

SYSTEM
PUMP &
GEAR
IDENT.

SYSTEM &
COM-
PONENT
IDENT.

PASS.
CARS

LIGHT
TRUCKS

MEDIUM/
HEAVY
TRUCKS

BUSES

HOSE
NUMER-
ICAL

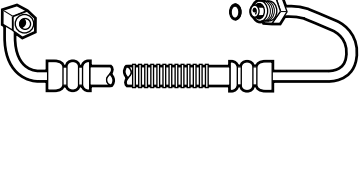
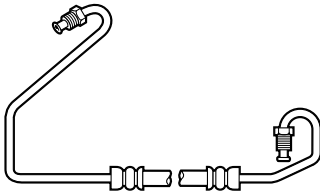
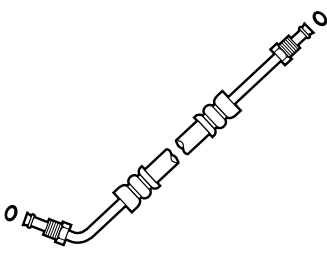
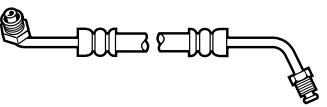
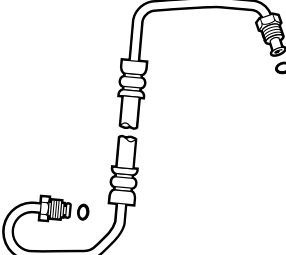
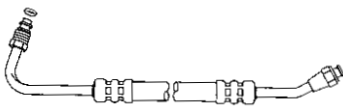
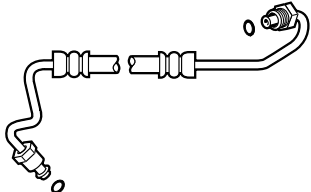
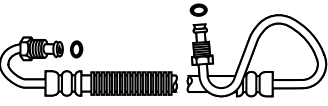
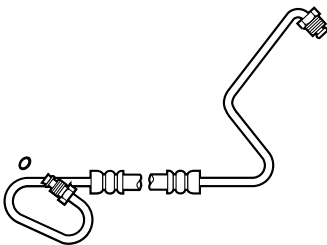
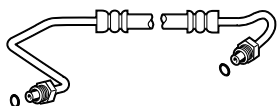
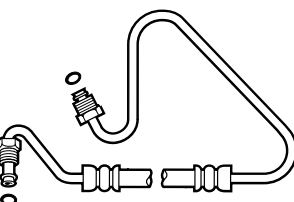
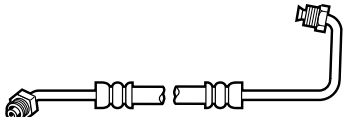
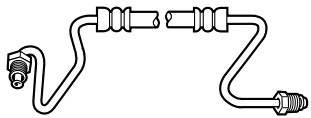
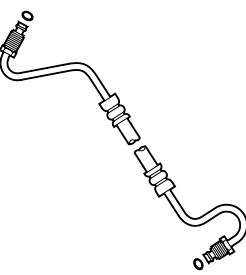
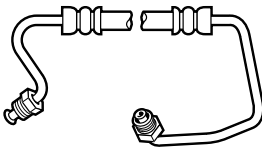
REPAIR
KITS

KIT
NUMER-
ICAL

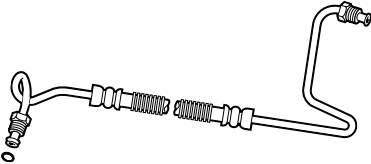
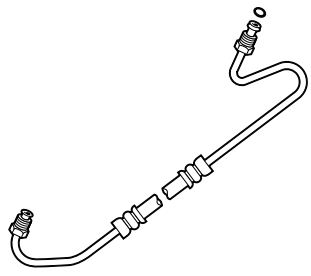
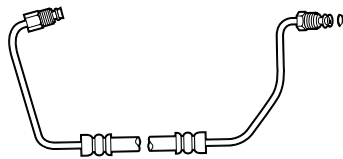
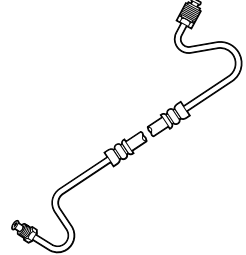
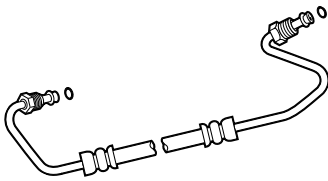
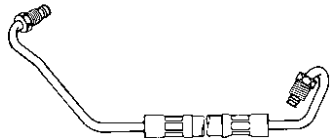
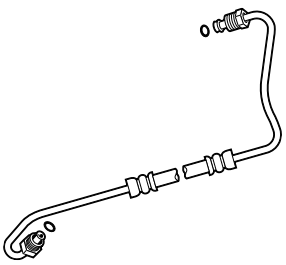
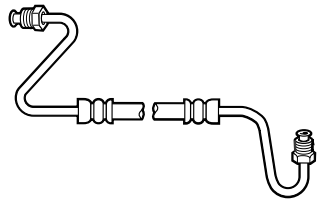
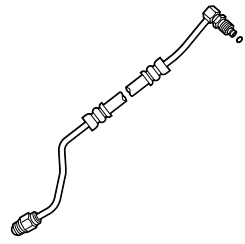
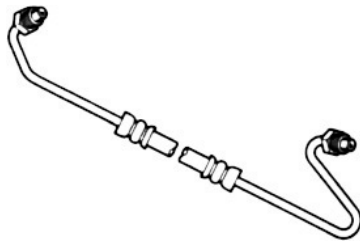
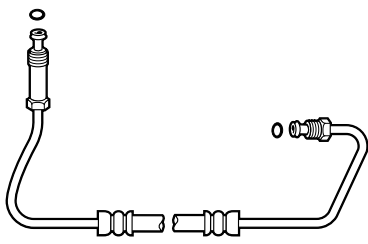
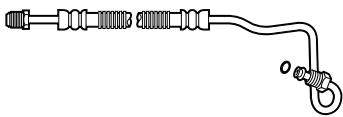
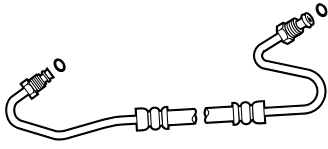
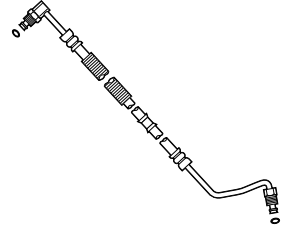
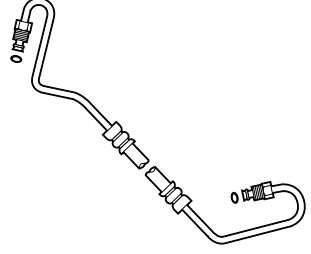
ILLUST-
RATIONS

Pressure Hose Illustration Guide

SYSTEM PUMP & GEAR IDENT.
SYSTEM & COM- PONENT IDENT.
PASS. CARS
LIGHT TRUCKS
MEDIUM/ HEAVY TRUCKS
BUSES
HOSE NUMER- ICAL
REPAIR KITS
KIT NUMER- ICAL

80119  5/16" Female S.A.E. x 3/8" Male "O" Ring	28"	80124  3/8" Male Inv. Flare x 7/16" Male Inv. Flare	39 1/2"	80129  16mm Male "O" Ring x 16mm Male "O" Ring	22 3/4"
80120  3/8" Male Inv. Flare x 7/16" Male Inv. Flare	22"	80125  16mm Male "O" Ring x 18mm Male "O" Ring	38 7/8"	80130  3/8" Female S.A.E. x 3/8" Male "O" Ring	29 1/2"
80121  16mm Male "O" Ring x 18mm Male "O" Ring	35"	80126  5/16" Male "O" Ring x 3/8" Male "O" Ring	32"	80131  5/16" Male "O" Ring x 3/8" Male Inv. Flare	36"
80122  16mm Male "O" Ring x 18mm Male "O" Ring	37 5/8"	80127  5/16" Male "O" Ring x 3/8" Male "O" Ring	38 1/4"	80132  3/16" Male Inv. Flare x 7/16" Male Inv. Flare	24 1/4"
80123  3/8" Male Inv. Flare x 7/16" Male Inv. Flare	39"	80128  16mm Male "O" Ring x 18mm Male "O" Ring	16 1/8"	80133  3/8" Male Inv. Flare x 7/16" Male Inv. Flare	34 1/2"

Pressure Hose Illustration Guide

<p>80134 49 1/2"</p>  <p>3/8" Male Inv. Flare x 7/16" Male "O" Ring</p>	<p>80139 32 1/4"</p>  <p>16mm Male "O" Ring x 18mm Male "O" Ring</p>	<p>80144 42 5/8"</p>  <p>16mm Male "O" Ring x 18mm Male "O" Ring</p>
<p>80135 35"</p>  <p>16mm Male "O" Ring x 18mm Male "O" Ring</p>	<p>80140 29"</p>  <p>16mm Male "O" Ring x 18mm Male "O" Ring</p>	<p>80147 29 7/8"</p>  <p>3/8" Male Inv. Flare x 7/16" Male Inv. Flare</p>
<p>80136 36"</p>  <p>16mm Male "O" Ring x 18mm Male "O" Ring</p>	<p>80141 35 3/4"</p>  <p>3/8" Male Inv. Flare x 7/16" Male Inv. Flare</p>	<p>80148 44 1/4"</p>  <p>5/16" Swivel "O" Ring (Type II) x 3/8" Swivel "O" Ring (Type I)</p>
<p>80137 38"</p>  <p>3/8" Male Inv. Flare x 7/16" Male Inv. Flare</p>	<p>80142 31 3/4"</p>  <p>16mm Male "O" Ring x 18mm Male "O" Ring</p>	<p>80149 50 1/2"</p>  <p>3/8" Male S.A.E. x 3/8" Male "O" Ring</p>
<p>80138 32 3/4"</p>  <p>16mm Male "O" Ring x 18mm Male "O" Ring</p>	<p>80143 43"</p>  <p>5/16" Swivel "O" Ring (Type II) x 3/8" Swivel "O" Ring (Type I)</p>	<p>80150 47 7/8"</p>  <p>16mm Male "O" Ring x 18mm Male "O" Ring</p>

SYSTEM
PUMP &
GEAR
IDENT.

SYSTEM &
COM-
PONENT
IDENT.

PASS.
CARS

LIGHT
TRUCKS

MEDIUM/
HEAVY
TRUCKS

BUSES

HOSE
NUMER-
ICAL

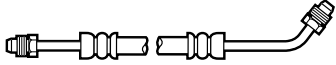
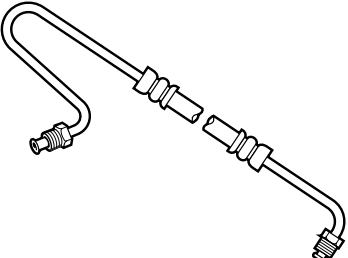
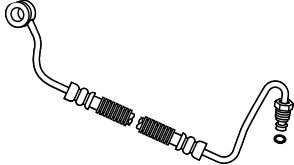

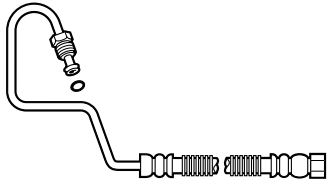
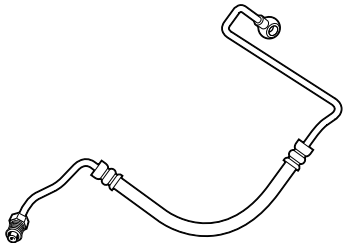
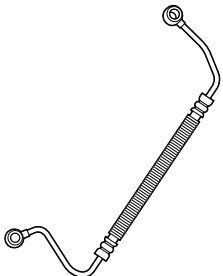
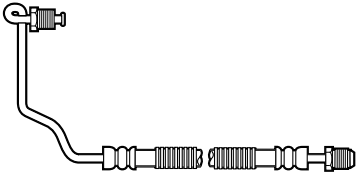
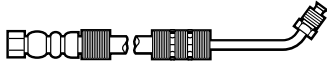
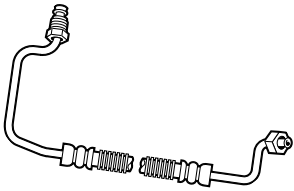

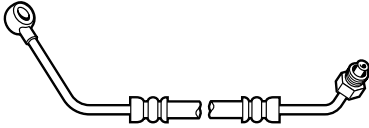
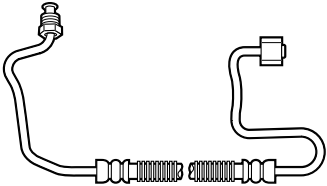
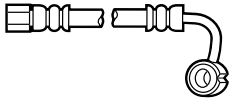
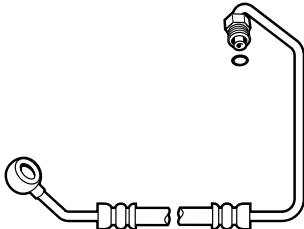
REPAIR
KITS

KIT
NUMER-
ICAL

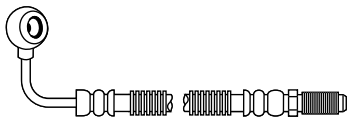
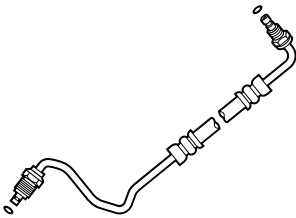
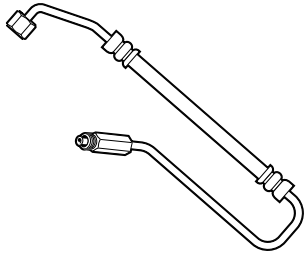
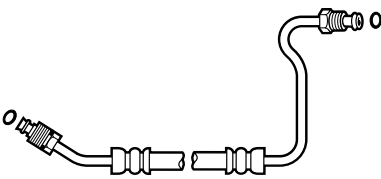
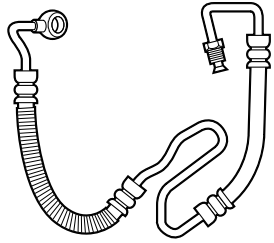
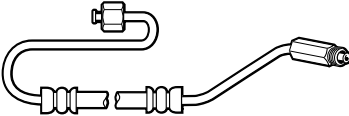
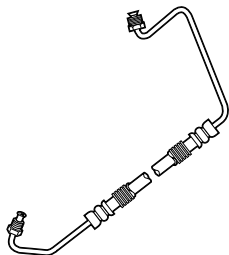
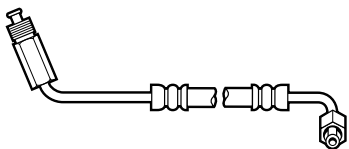
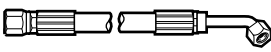
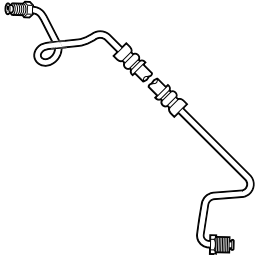
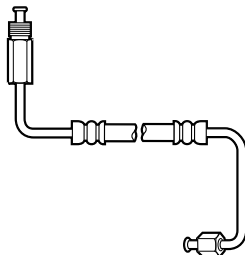
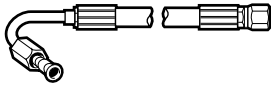
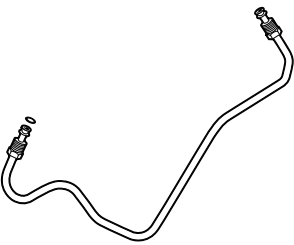
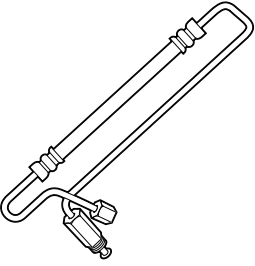
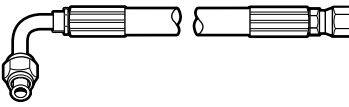
ILLUS-
TRATIONS

Pressure Hose Illustration Guide

SYSTEM PUMP & GEAR IDENT.
SYSTEM & COM- PONENT IDENT.
PASS. CARS
LIGHT TRUCKS
MEDIUM/ HEAVY TRUCKS
BUSES
HOSE NUMER- ICAL
REPAIR KITS
KIT NUMER- ICAL

80151  3/8" Male S.A.E. x 3/8" Male S.A.E.	80158  3/8" Male Inv. Flare x 7/16" Male Inv. Flare	80173  14mm Male "O" Ring x 16mm Banjo
80152  14mm Banjo x 16mm Female Inv. Flare	80160  7/16" Female Inv. Flare x 7/16" Male "O" Ring	80174  3/8" Male Inv. Flare x 14mm Banjo
80153  16mm Banjo x 16mm Banjo	80161  3/8" Male Inv. Flare x 3/8" Male S.A.E.	80178  16mm Female Inv. Flare x 16mm Male Inv. Flare
80155  5/16" Male Inv. Flare x 3/8" Female S.A.E.	80171  5/16" Swivel "O" Ring (Type I) x 3/8" Female Swivel	80179  3/8" Male Inv. Flare x 14mm Banjo
80157  5/16" Male Inv. Flare x 3/8" Female S.A.E.	80172  14mm Banjo x 14mm Female Inv. Flare	80181  14mm Banjo x 16mm Male "O" Ring

Pressure Hose Illustration Guide

<p>80184 18 1/4"</p>  <p>16mm Banjo x 16mm Male S.A.E.</p>	<p>80191 44 1/2"</p>  <p>5/16" Swivel "O" Ring (Type II) x 3/8" Swivel "O" Ring (Type I)</p>	<p>80198 29 1/2"</p>  <p>7/16" Female Inv. Flare x 7/16" Male Inv. Flare</p>
<p>80186 34 3/4"</p>  <p>16mm Male "O" Ring x 18mm Male "O" Ring</p>	<p>80193 48 1/8"</p>  <p>16mm Banjo x 16mm Male Inv. Flare</p>	<p>80199 34 3/4"</p>  <p>7/16" Female Inv. Flare x 7/16" Male Inv. Flare</p>
<p>80188 43 1/2"</p>  <p>3/8" Male Inv. Flare x 7/16" Male Inv. Flare</p>	<p>80195 23 1/2"</p>  <p>3/8" Female S.A.E. x 7/16" Male Inv. Flare</p>	<p>80212 44 1/8"</p>  <p>3/4" Female S.A.E. x 3/4" Female S.A.E.</p>
<p>80189 48"</p>  <p>5/16" Male Inv. Flare x 3/8" Male Inv. Flare</p>	<p>80196 23 1/2"</p>  <p>3/8" Female S.A.E. x 7/16" Male Inv. Flare</p>	<p>80213 25 3/8"</p>  <p>1/2" Female S.A.E. x 1/2" Female S.A.E.</p>
<p>80190 23 1/2"</p>  <p>5/16" Male "O" Ring x 3/8" Male Inv. Flare</p>	<p>80197 39"</p>  <p>7/16" Female Inv. Flare x 7/16" Male Inv. Flare</p>	<p>80214 80 3/4"</p>  <p>1/2" Female S.A.E. x 1/2" Female S.A.E.</p>

SYSTEM
PUMP &
GEAR
IDENT.

SYSTEM &
COM-
PONENT
IDENT.

PASS.
CARS

LIGHT
TRUCKS

MEDIUM/
HEAVY
TRUCKS

BUSES

HOSE
NUMER-
ICAL

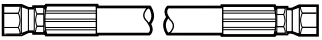
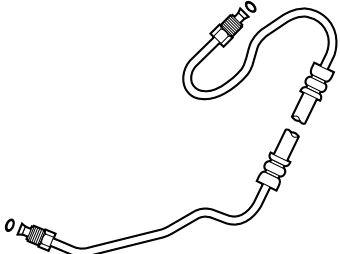
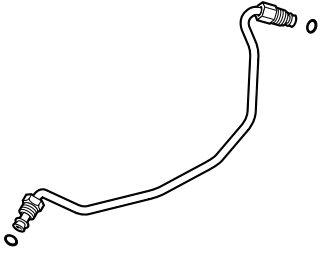
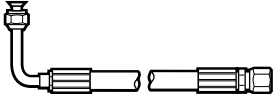
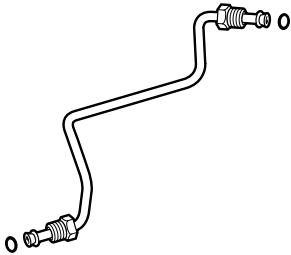
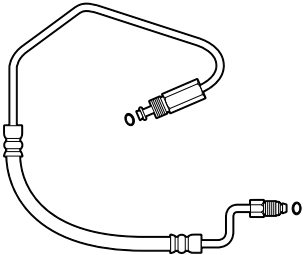
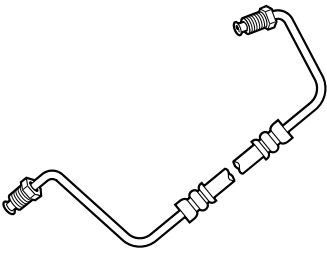
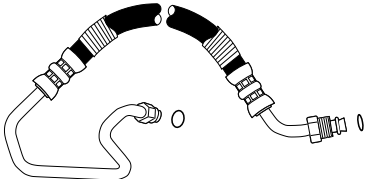
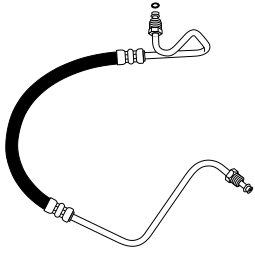
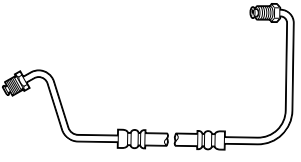
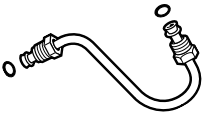
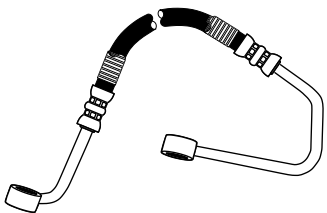
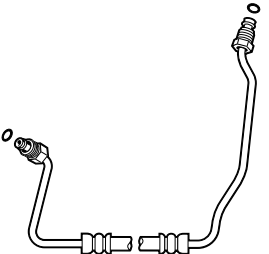
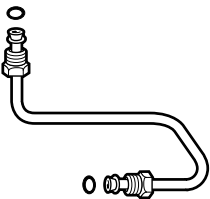
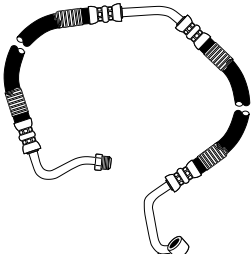
REPAIR
KITS

KIT
NUMER-
ICAL

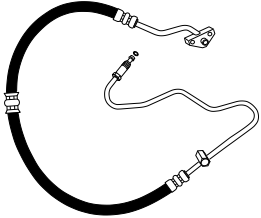
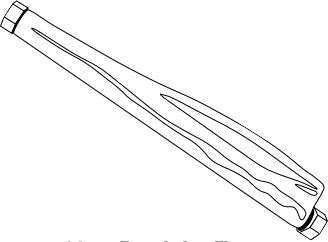
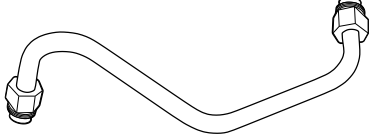
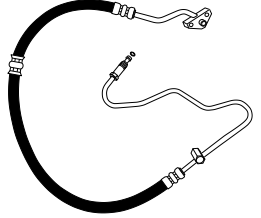
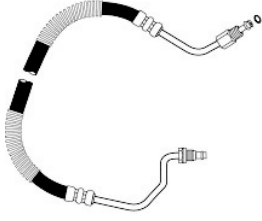
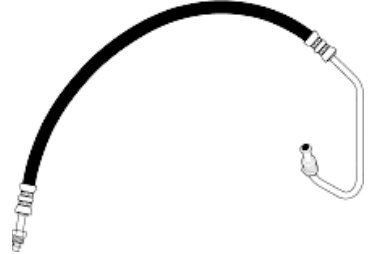
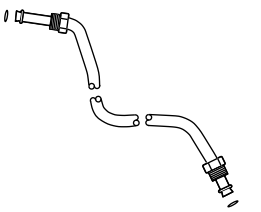


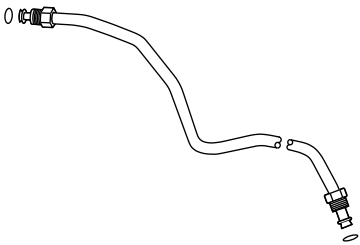
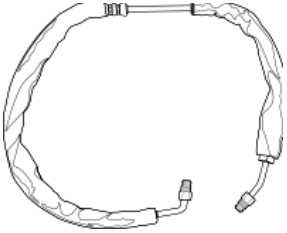

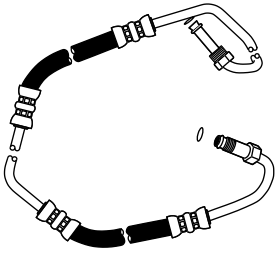


ILLUST-
RATIONS

Pressure Hose Illustration Guide

SYSTEM PUMP & GEAR IDENT.
SYSTEM & COM- PONENT IDENT.
PASS. CARS
LIGHT TRUCKS
MEDIUM/ HEAVY TRUCKS
BUSES
HOSE NUMER- ICAL
REPAIR KITS
KIT NUMER- ICAL

80215  1/2" Female S.A.E. x 1/2" Female S.A.E.	76 1/2"	80223  20mm Male "O" Ring x 20mm Male "O" Ring	41 3/4"	80228  16mm Male "O" Ring x 16mm Male "O" Ring	18"
80216  1/2" Female S.A.E. x 1/2" Female S.A.E.	104"	80224  16mm Male "O" Ring x 16mm Male "O" Ring	17 1/2"	80272  16mm Male "O" Ring x 18mm Male "O" Ring	37 3/4"
80217  3/8" Male Inv. Flare x 7/16" Male Inv. Flare	33 5/8"	80225  16mm Male "O" Ring x 18mm Male "O" Ring	33 1/2"	80277  16mm Male "O" Ring x 18mm Swivel "O" Ring	40 5/8"
80218  3/8" Male Inv Flare x 7/16" Male Inv. Flare	30 3/8"	80226  16mm Male "O" Ring x 16mm Male "O" Ring	9"	80278  14mm Banjo x 16mm Banjo	28 1/2"
80221  16mm Male "O" Ring x 18mm Male "O" Ring	35"	80227  16mm Male "O" Ring x 16mm Male "O" Ring	10 1/8"	80295  14mm Banjo x 16mm Male S.A.E.	48"

Pressure Hose Illustration Guide

<p>80298 54"</p>  <p>(With Switch Port) 14mm Male Captive "O" Ring x 14mm Male Inv. Flare</p>	<p>80325 13"</p>  <p>14mm Female Inv. Flare x 14mm Female Inv. Flare</p>	<p>80342 11 3/4"</p>  <p>16mm Male "O" Ring x 18mm Male "O" Ring</p>
<p>80299 56"</p>  <p>(With Switch Port) 14mm Male Captive "O" Ring x 14mm Male Inv. Flare</p>	<p>80329 33 7/8"</p>  <p>16mm Male "O" Ring x 18mm Male "O" Ring</p>	<p>80343 42"</p>  <p>16mm Male "O" Ring x 18mm Male "O" Ring</p>
<p>80303 15 1/4"</p>  <p>16mm Male "O" Ring x 16mm Male "O" Ring</p>	<p>80333 53"</p>  <p>(W/Switch Port) 3/8" Male Inv. Flare x 3/8" Male Inv. Flare w/ 9/16"-18 Type II & 16mm Type III Adapters</p>	<p>80363 53 3/4"</p>  <p>(With Switch Port) 14mm Male Inv. Flare x 14mm Male Captive "O" Ring</p>
<p>80304 17 1/8"</p>  <p>16mm Male "O" Ring x 16mm Male "O" Ring</p>	<p>80334 52"</p>  <p>3/8" Male Inv. Flare x 16mm Male Inv. Flare w/ 16mm Type III Adapter & Insert</p>	<p>80371 30 5/8"</p>  <p>16mm Banjo x 16mm Banjo</p>
<p>80314 59 1/4"</p>  <p>16mm Male "O" Ring x 18mm Male "O" Ring</p>	<p>80335 52"</p>  <p>(W/Switch Port) 3/8" Male Inv. Flare x 16mm Male Inv. Flare w/ 16mm Type III Adapter & Insert</p>	<p>80372 36"</p>  <p>14mm Male "O" Ring x 16mm Male "O" Ring</p>

SYSTEM
PUMP &
GEAR
IDENT.

SYSTEM &
COM-
PONENT
IDENT.

PASS.
CARS

LIGHT
TRUCKS

MEDIUM/
HEAVY
TRUCKS

BUSES

HOSE
NUMER-
ICAL


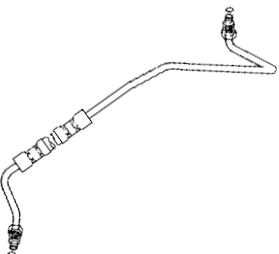
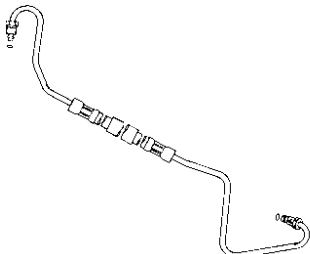
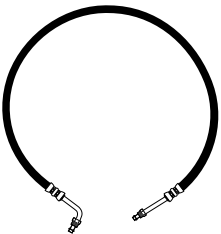
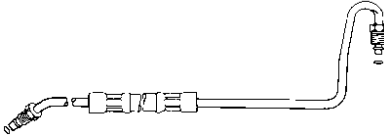
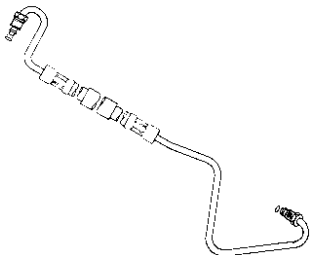
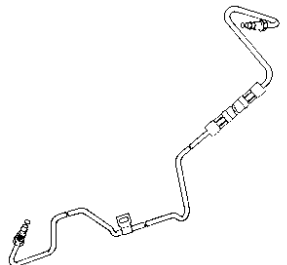
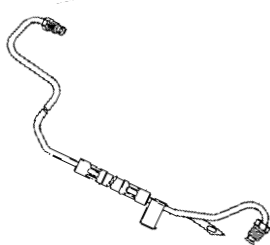
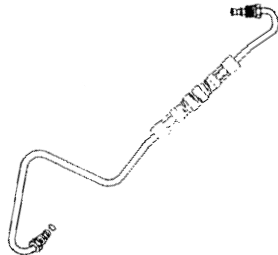
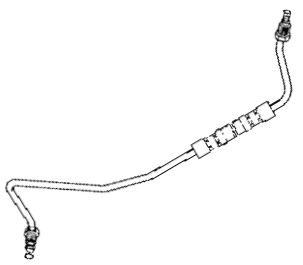
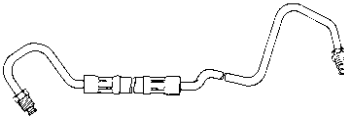
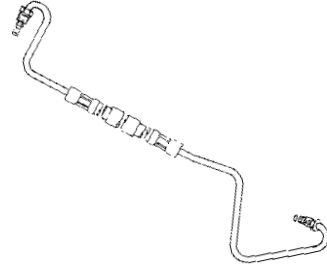
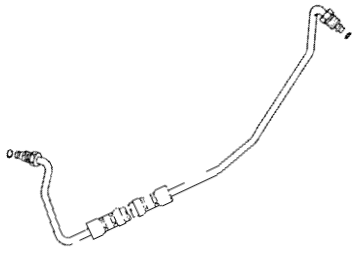
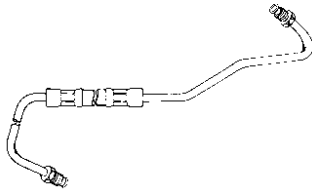
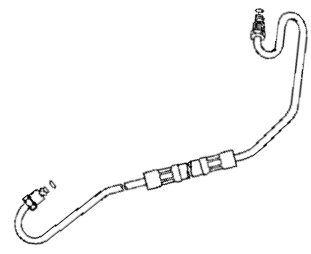
REPAIR
KITS

KIT
NUMER-
ICAL

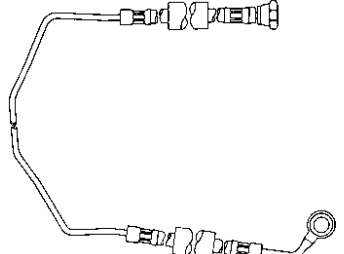
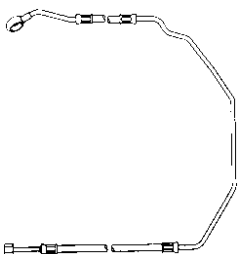
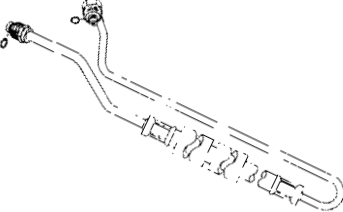
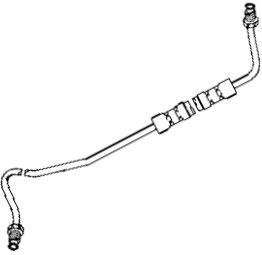

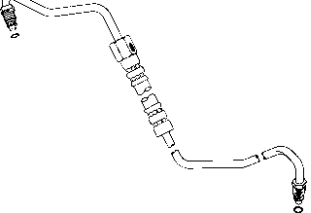
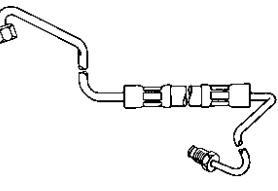
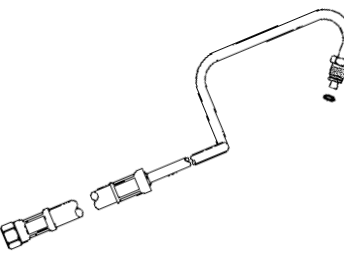

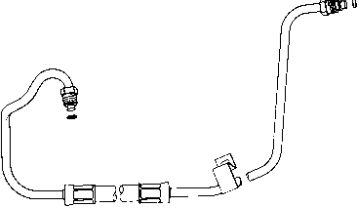
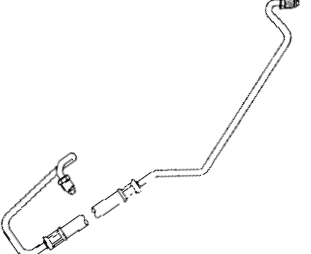
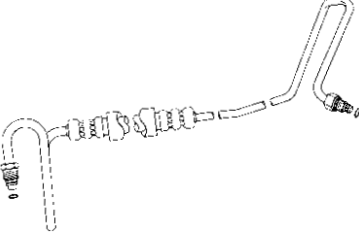
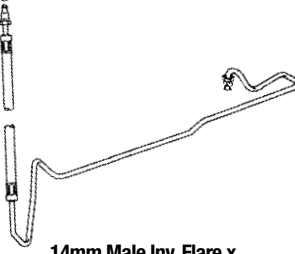
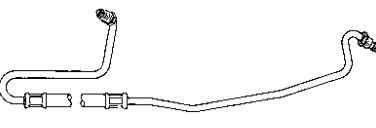
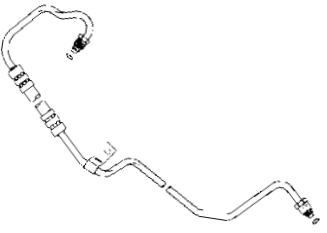
ILLUST-
RATIONS

Pressure Hose Illustration Guide

SYSTEM PUMP & GEAR IDENT.
SYSTEM & COM- PONENT IDENT.
PASS. CARS
LIGHT TRUCKS
MEDIUM/ HEAVY TRUCKS
BUSES
HOSE NUMER- ICAL
REPAIR KITS
KIT NUMER- ICAL

80374  14mm Banjo x 14mm Female Inv. Flare	91455  16mm Male "O" Ring x 18mm Male "O" Ring	91466  16mm Male "O" Ring x 18mm Male "O" Ring
80376  5/16" Male Inv. Flare x 16mm Male "O" Ring	91457  16mm Male "O" Ring x 18mm Male "O" Ring	91467  16mm Male "O" Ring x 18mm Male "O" Ring
91451  3/8" Male "O" Ring x 7/16" Male "O" Ring	91459  3/8" Male Inv. Flare x 7/16" Male Inv. Flare	91468  16mm Male "O" Ring x 18mm Male "O" Ring
91453  16mm Male "O" Ring x 18mm Male "O" Ring	91463  3/8" Male Inv. Flare x 7/16" Male Inv. Flare	91469  16mm Male "O" Ring x 18mm Male "O" Ring
91454  16mm Male "O" Ring x 18mm Male "O" Ring	91465  3/8" Male Inv. Flare x 7/16" Male Inv. Flare	91470  16mm Male "O" Ring x 18mm Male "O" Ring

Pressure Hose Illustration Guide

<p>91471 59"</p>  <p>16mm Banjo x 16mm Female S.A.E. Flare</p>	<p>91481 60"</p>  <p>3/8 - 19 BSP Female Special x 14mm Banjo</p>	<p>91504 75 3/4"</p>  <p>5/16" Swivel "O" Ring (Type II) x 3/8" Swivel "O" Ring (Type I)</p>
<p>91473 36"</p>  <p>3/8" Male Inv. Flare x 7/16" Male Inv. Flare</p>	<p>91494 54 1/8"</p>  <p>3/8" Male Inv. Flare x 7/16" Male Inv. Flare</p>	<p>91505 44 1/8"</p>  <p>(With Switch Port) 16mm Male "O" Ring x 18mm Male "O" Ring</p>
<p>91474 45 1/4"</p>  <p>5/16" Male Inv. Flare x 3/8" Female S.A.E.</p>	<p>91495 41 1/2"</p>  <p>3/8" Female Inv. Flare x 16mm Male "O" Ring</p>	<p>91506 69 3/4"</p>  <p>16mm Male "O" Ring x 18mm Male "O" Ring</p>
<p>91476 50 7/16"</p>  <p>16mm Male "O" Ring x 18mm Male "O" Ring</p>	<p>91501 46 1/16"</p>  <p>16mm Male "O" Ring x 18mm Male "O" Ring</p>	<p>91507 53 7/8"</p>  <p>5/16" Swivel "O" Ring (Type II) x 3/8" Male "O" Ring</p>
<p>91479 70 1/2"</p>  <p>14mm Male Inv. Flare x 16mm Male "O" Ring</p>	<p>91502 44 1/4"</p>  <p>16mm Male "O" Ring x 18mm Male "O" Ring</p>	<p>91508 50 3/4"</p>  <p>16mm Male "O" Ring x 18mm Male "O" Ring</p>

SYSTEM
PUMP &
GEAR
IDENT.

SYSTEM &
COM-
PONENT
IDENT.

PASS.
CARS

LIGHT
TRUCKS

MEDIUM/
HEAVY
TRUCKS

BUSES

HOSE
NUMER-
ICAL

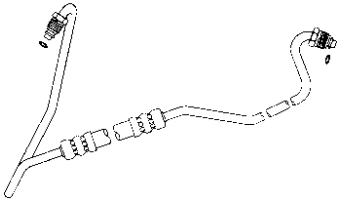
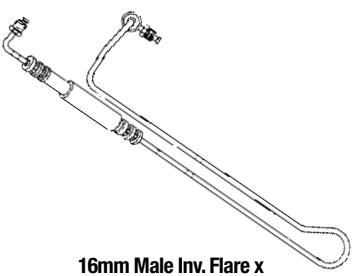
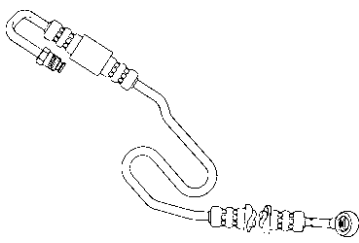
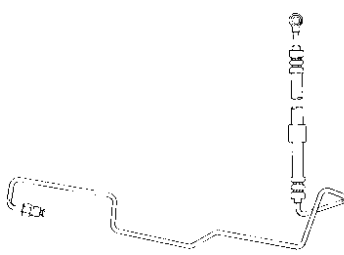


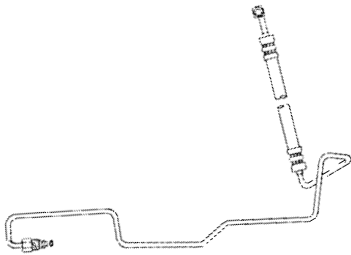
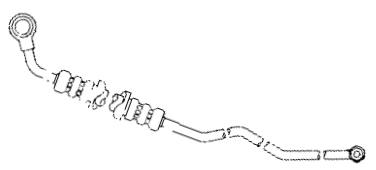
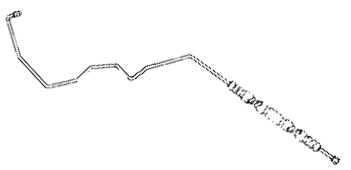
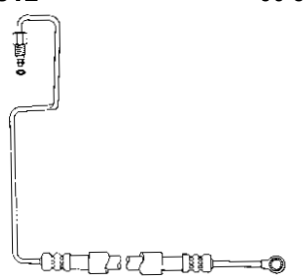
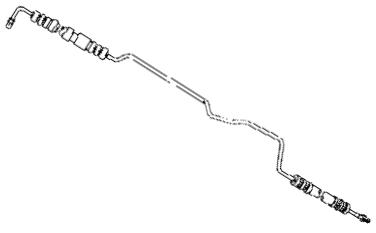
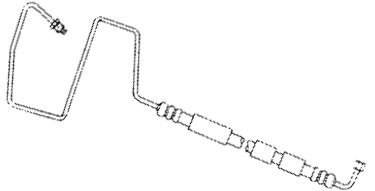
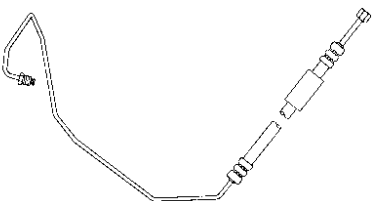
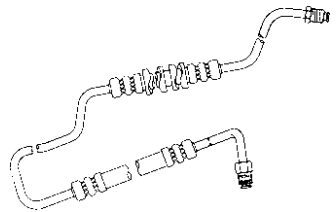
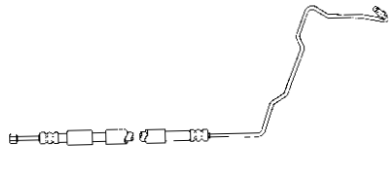
REPAIR
KITS

KIT
NUMER-
ICAL

ILLUST-
RATIONS

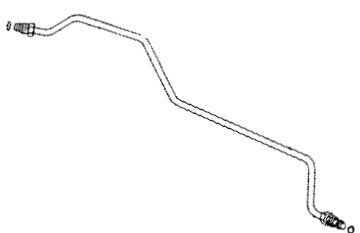
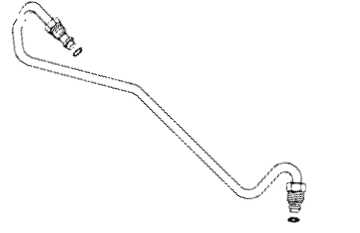
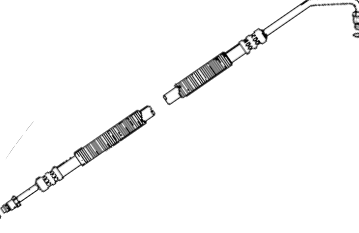

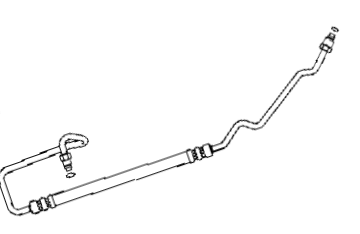
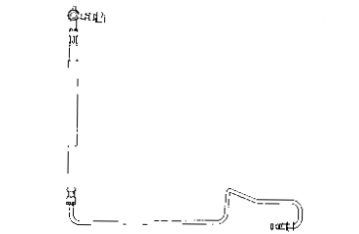
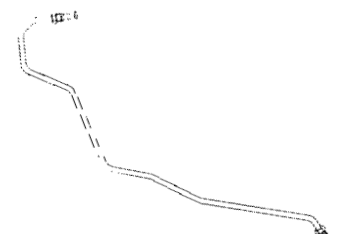
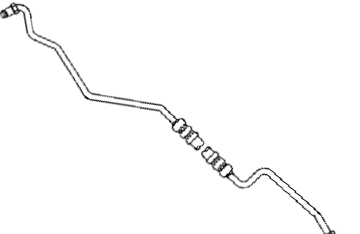
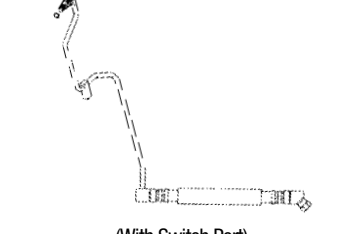
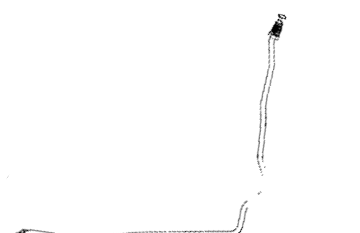
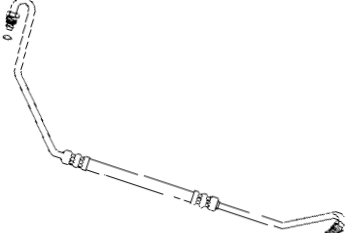

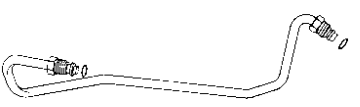
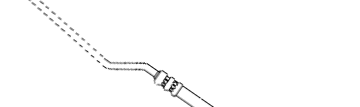

Pressure Hose Illustration Guide

SYSTEM PUMP & GEAR IDENT.
SYSTEM & COMPONENT IDENT.
PASS. CARS
LIGHT TRUCKS
MEDIUM/ HEAVY TRUCKS
BUSES
HOSE NUMERICAL
REPAIR KITS
KIT NUMERICAL

91509  16mm Male "O" Ring x 18mm Male "O" Ring	46 7/8"	91516  16mm Male Inv. Flare x 16mm Male Inv. Flare	80 15/16"	91521  16mm Banjo x 16mm Male Inv. Flare	42"
91510  14mm Male Inv. Flare x 16mm Banjo	71 1/4"	91517  16mm Male Inv. Flare x 16mm Male Inv. Flare	62 1/4"	91522  16mm Banjo x 16mm Female Inv. Flare	56 5/8"
91511  14mm Male "O" Ring x 16mm Banjo	71 7/8"	91518  16mm Banjo x 16mm Male Inv. Flare	33 1/4"	91523  14mm Male Inv. Flare x 16mm Female S.A.E.	71"
91512  14mm Male "O" Ring x 16mm Banjo	60 5/8"	91519  16mm Male Inv. Flares x 16mm Male Inv. Flare	64 1/8"	91524  14mm Male Inv. Flare x 16mm Female S.A.E.	72 3/8"
91513  3/8" - 19 BSP Female Special x 14mm Male Inv. Flare	57"	91520  16mm Male Inv. Flare x 16mm Male Inv. Flare	69 1/8"	91525  14mm Male Inv. Flare x 16mm Female S.A.E.	73"

ILLUSTRATIONS

Pressure Hose Illustration Guide

<p>91526 31 5/8"</p>  <p>16mm Male "O" Ring x 16mm Male "O" Ring</p>	<p>91533 27 1/2"</p>  <p>16mm Male "O" Ring x 18mm Male "O" Ring</p>	<p>91539 55 3/4"</p>  <p>16mm Male "O" Ring x 18mm Male "O" Ring</p>
<p>91527 31 15/16"</p>  <p>16mm Male "O" Ring x 16mm Male "O" Ring</p>	<p>91534 46 1/2"</p>  <p>16mm Male "O" Ring x 18mm Male "O" Ring</p>	<p>91541 61 1/2"</p>  <p>(With Switch Port) 14mm Male "O" Ring x 16mm Banjo</p>
<p>91528 46 3/8"</p>  <p>16mm Male "O" Ring x 18mm Male "O" Ring</p>	<p>91536 53"</p>  <p>16mm Male "O" Ring x 18mm Male "O" Ring</p>	<p>91542 46 3/4"</p>  <p>(With Switch Port) 3/8" - 19 BSP Female Special x 14mm Male "O" Ring</p>
<p>91529 47 1/16"</p>  <p>16mm Male "O" Ring x 18mm Male "O" Ring</p>	<p>91537 47 3/8"</p>  <p>16mm Male "O" Ring x 18mm Male "O" Ring</p>	<p>91543 51 1/2"</p>  <p>3/8" - 19 BSP Female Special x 14mm Banjo</p>
<p>91530 27 11/16"</p>  <p>16mm Male "O" Ring x 18mm Male "O" Ring</p>	<p>91538 33 1/4"</p>  <p>16mm Male "O" Ring x 18mm Male "O" Ring</p>	<p>91545 68"</p>  <p>3/8" - 19 BSP Female Special x 14mm Male Inv. Flare</p>

SYSTEM
PUMP &
GEAR
IDENT.

SYSTEM &
COM-
PONENT
IDENT.

PASS.
CARS

LIGHT
TRUCKS

MEDIUM/
HEAVY
TRUCKS

BUSES

HOSE
NUMER-
ICAL

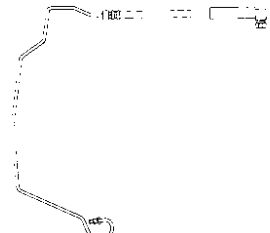
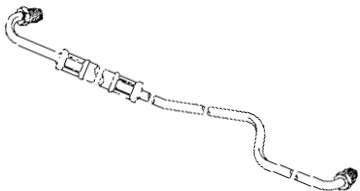
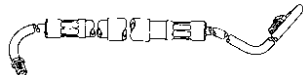
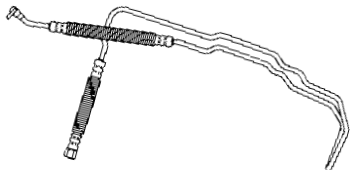

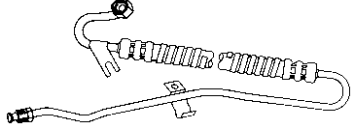
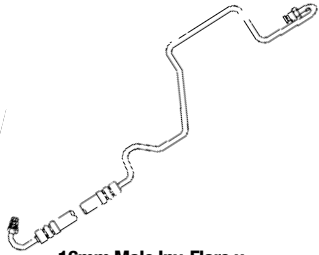
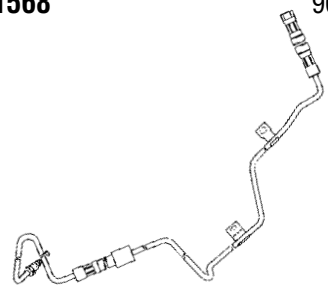

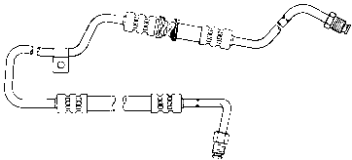

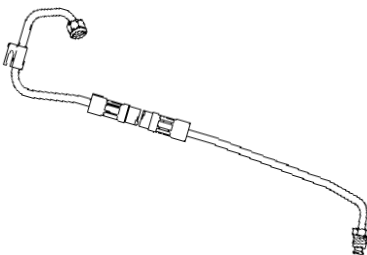
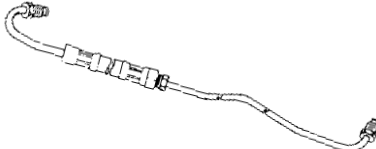
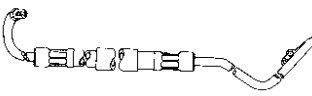
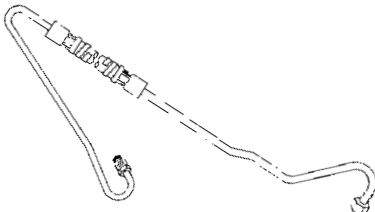
REPAIR
KITS

KIT
NUMER-
ICAL

ILLUST-
RATIONS

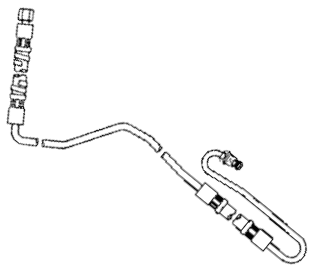
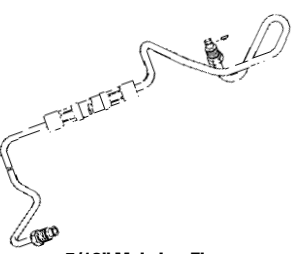
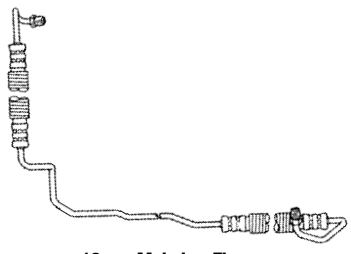
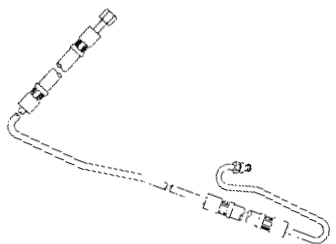
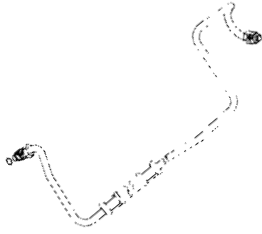
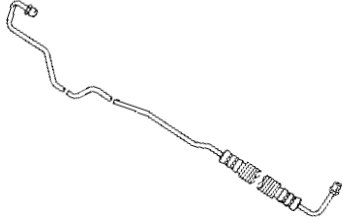
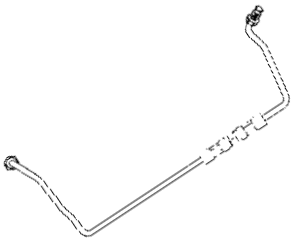
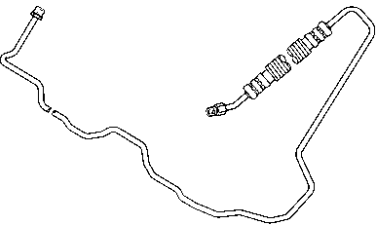
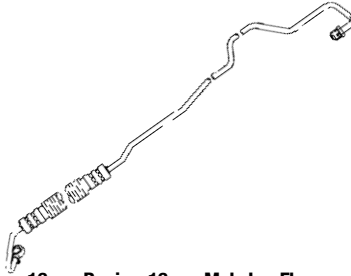
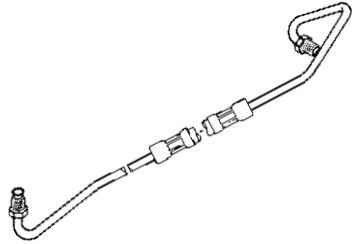
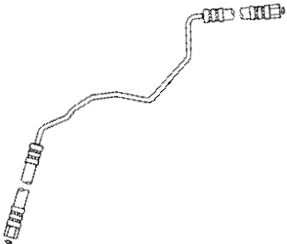
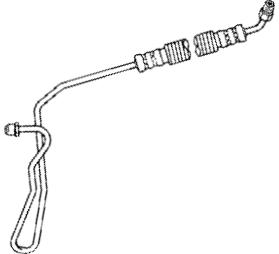
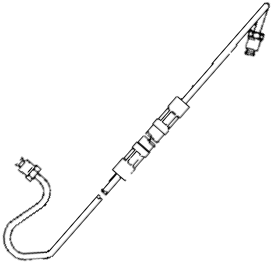
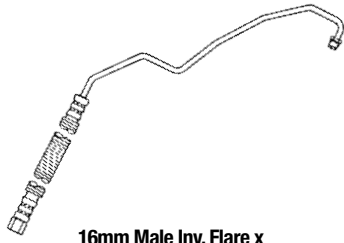
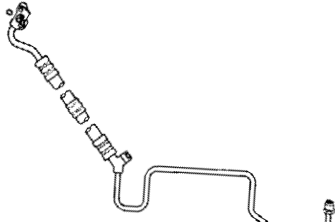
Pressure Hose Illustration Guide

SYSTEM PUMP & GEAR IDENT.
SYSTEM & COM- PONENT IDENT.
PASS. CARS
LIGHT TRUCKS
MEDIUM/ HEAVY TRUCKS
BUSES
HOSE NUMER- ICAL
REPAIR KITS
KIT NUMER- ICAL

91546  3/8" - 19 BSP Female Special x 14mm Male Inv. Flare	72 3/4"	91565  3/8" Male Inv. Flare x 7/16" Male Inv. Flare	50 9/16"	91571  3/8" Male Inv. Flare. x 7/16" Male Inv. Flare	57 1/4"
91547  16mm Banjo x 16mm Female Inv. Flare	103 3/4"	91566  3/8" Male Inv. Flare x 7/16" Male Inv. Flare	53"	91572  5/16" Male Inv. Flare x 3/8" Female S.A.E.	37 7/8"
91549  16mm Male Inv. Flare x 16mm Male Inv. Flare	60 1/2"	91568  7/16" Female Inv. Flare x 7/16" Male "O" Ring	90"	91573  3/8" Male Inv. Flare x 7/16" Male Inv. Flare	34 7/8"
91550  16mm Male Inv. Flare x 16mm Male Inv. Flare	67 3/4"	91569  3/8" Male Inv. Flare x 7/16" Male Inv. Flare	63 1/2"	91574  5/16" Male Inv. Flare x 3/8" Female S.A.E.	41"
91564  3/8" Male Inv. Flare x 7/16" Male Inv. Flare	50"	91570  3/8" Male Inv. Flare. x 7/16" Male Inv. Flare	62"	91575  5/16" Female S.A.E. x 5/16" Male Inv. Flare	46 1/2"

ILLUSTRATIONS

Pressure Hose Illustration Guide

<p>91576 70"</p>  <p>5/16" Female S.A.E. x 5/16" Male Inv. Flare</p>	<p>91582 55 1/4"</p>  <p>5/16" Male Inv. Flare x 3/8" Swivel "O" Ring (Type I)</p>	<p>91592 77"</p>  <p>16mm Male Inv. Flare x 16mm Male Inv. Flare</p>
<p>91577 67 1/2"</p>  <p>5/16" Male Inv. Flare x 3/8" Female S.A.E.</p>	<p>91583 47 1/2"</p>  <p>16mm Male "O" Ring x 18mm Male "O" Ring</p>	<p>91593 59"</p>  <p>16mm Male Inv. Flare x 16mm Male Inv. Flare</p>
<p>91578 44"</p>  <p>3/8" Male Inv. Flare x 7/16" Male Inv. Flare</p>	<p>91589 78 1/2"</p>  <p>16mm Male Inv. Flare x 16mm Male Inv. Flare</p>	<p>91594 62 1/2"</p>  <p>16mm Banjo x 16mm Male Inv. Flare</p>
<p>91579 45"</p>  <p>3/8" Male Inv. Flare x 7/16" Male Inv. Flare</p>	<p>91590 52 3/4"</p>  <p>16mm Female "O" Ring x 16mm Female "O" Ring</p>	<p>91596 60 15/16"</p>  <p>16mm Male Inv. Flare x 16mm Male Inv. Flare</p>
<p>91581 42"</p>  <p>3/8" Male Inv. Flare x 7/16" Male Inv. Flare</p>	<p>91591 34 13/16"</p>  <p>16mm Male Inv. Flare x 16mm Female Inv. Flare</p>	<p>91597 66 1/2"</p>  <p>(With Switch Port) 12mm Male Captive "O" Ring x 14mm Male Inv. Flare</p>

SYSTEM
PUMP &
GEAR
IDENT.

SYSTEM &
COM-
PONENT
IDENT.

PASS.
CARS

LIGHT
TRUCKS

MEDIUM/
HEAVY
TRUCKS

BUSES

HOSE
NUMER-
ICAL

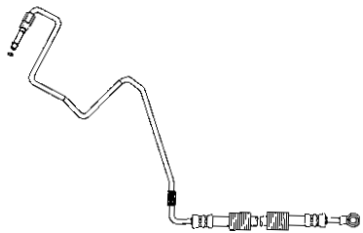
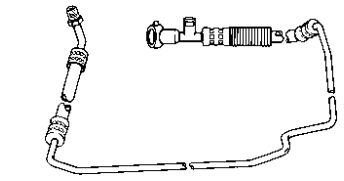
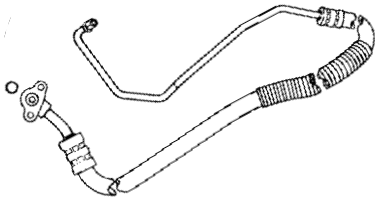
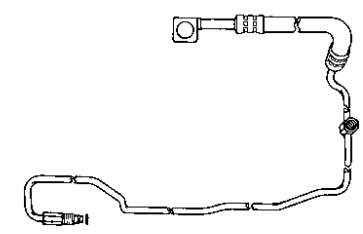
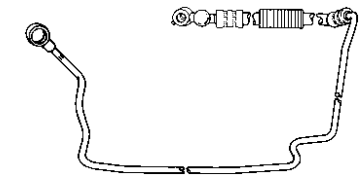
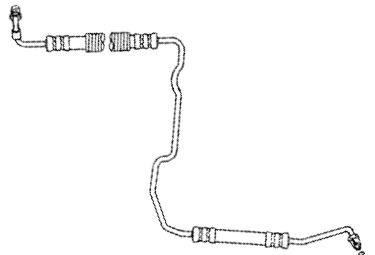
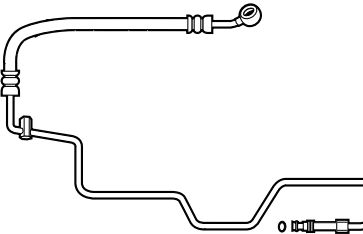
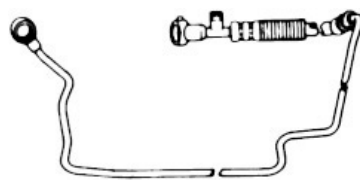
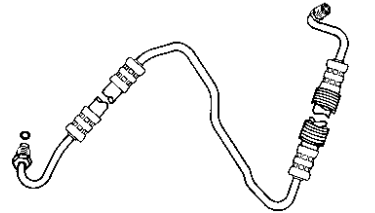
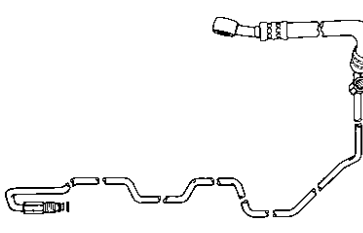
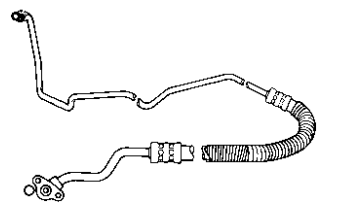
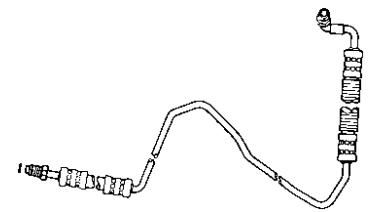
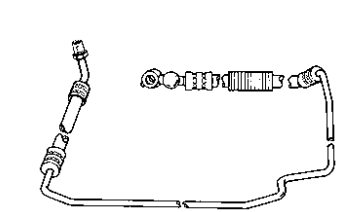
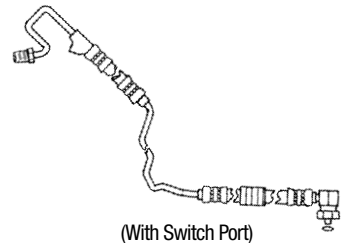
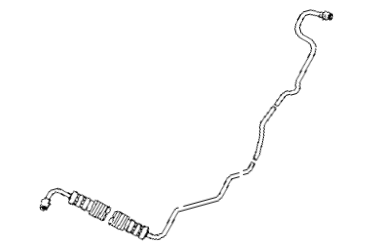
REPAIR
KITS

KIT
NUMER-
ICAL

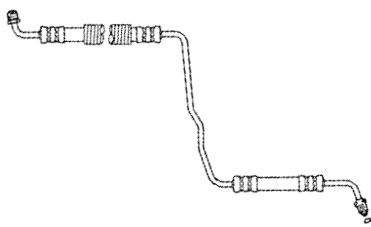
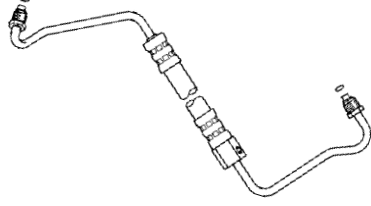
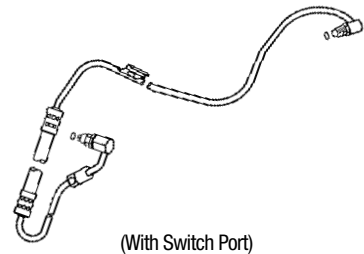
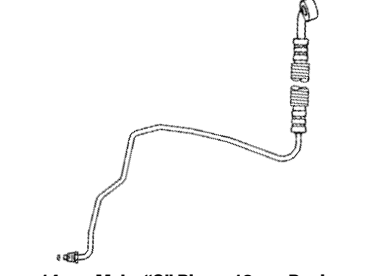
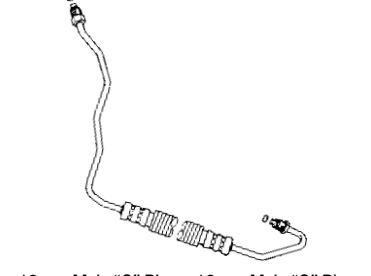
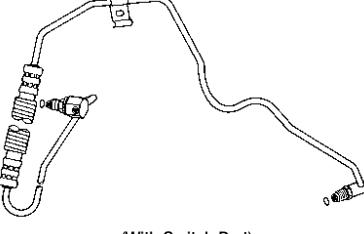
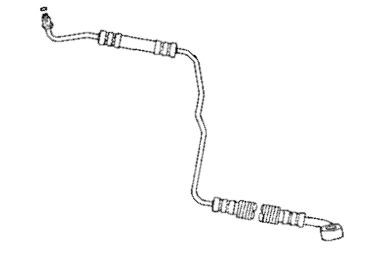
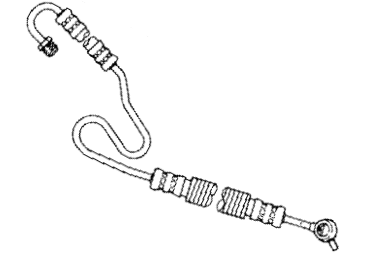
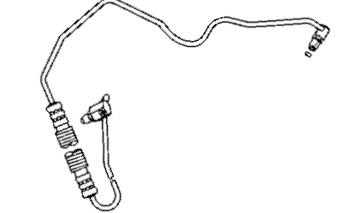
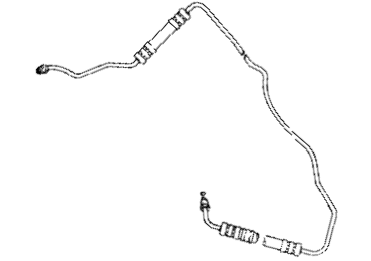
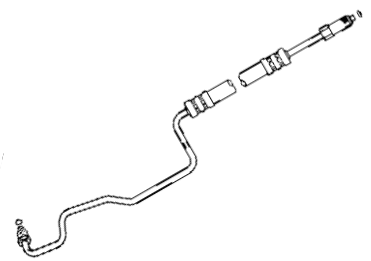
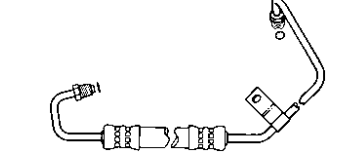
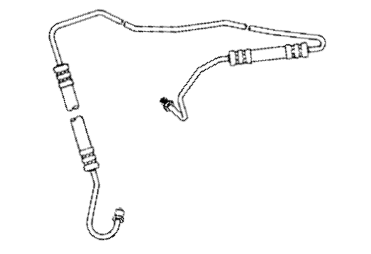
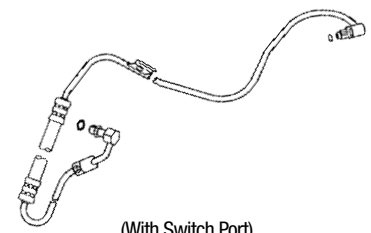
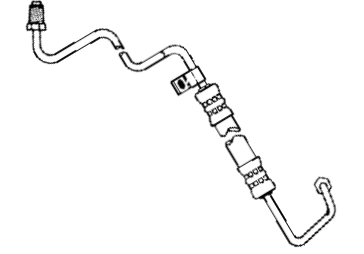
ILLUST-
RATIONS

Pressure Hose Illustration Guide

SYSTEM PUMP & GEAR IDENT.
SYSTEM & COM- PONENT IDENT.
PASS. CARS
LIGHT TRUCKS
MEDIUM/ HEAVY TRUCKS
BUSES
HOSE NUMER- ICAL
REPAIR KITS
KIT NUMER- ICAL

91599  14mm Male "O" Ring x 16mm Banjo	49 1/2"	91604  (With Switch Port) 14mm Male Inv. Flare x 16mm Banjo	82"	91609  12mm Male Captive "O" Ring x 14mm Male Inv. Flare	71 3/8"
91600  (With Switch Port) 14mm Male "O" Ring x 16mm Banjo	74 3/4"	91605  16mm Banjo x 16mm Banjo	74 1/4"	91612  14mm Male "O" Ring x 16mm Male Inv. Flare	53"
91601  (With Switch Port) 14mm Male "O" Ring x 16mm Banjo	77 1/8"	91606  (With Switch Port) 16mm Banjo x 16mm Banjo	77"	91614  14mm Male "O" Ring x 16mm Male "O" Ring	53 1/4"
91602  (With Switch Port) 14mm Male "O" Ring x 16mm Banjo	74 3/4"	91607  12mm Male Captive "O" Ring x 14mm Male Inv. Flare	78"	91619  14mm Male "O" Ring x 16mm Male Inv. Flare	50"
91603  14mm Male Inv. Flare x 16mm Banjo	80"	91608  (With Switch Port) 14mm Male Inv. Flare x 19mm Female Captive "O" Ring	55"	91620  14mm Male Inv. Flare x 14mm Male Inv. Flare	72"

Pressure Hose Illustration Guide

<p>91621 50"</p>  <p>14mm Male "O" Ring x 16mm Male Inv. Flare</p>	<p>91630 46 1/4"</p>  <p>(With Switch Port) 16mm Male "O" Ring x 18mm Male "O" Ring</p>	<p>91636 84"</p>  <p>(With Switch Port) 3/8" Swivel "O" Ring (Type I) x 16mm Swivel "O" Ring</p>
<p>91622 54"</p>  <p>14mm Male "O" Ring x 16mm Banjo</p>	<p>91631 39 7/16"</p>  <p>16mm Male "O" Ring x 18mm Male "O" Ring</p>	<p>91637 90 1/2"</p>  <p>(With Switch Port) 5/16" Swivel "O" Ring (Type II) x 3/8" Swivel "O" Ring (Type I)</p>
<p>91624 51"</p>  <p>14mm Male "O" Ring x 16mm Banjo</p>	<p>91632 42 5/16"</p>  <p>16mm Banjo x 16mm Male Inv. Flare</p>	<p>91638 87 1/2"</p>  <p>(With Switch Port) 3/8" Swivel "O" Ring (Type I) x 16mm Swivel "O" Ring</p>
<p>91626 77 1/2"</p>  <p>14mm Male Inv. Flare x 16mm Male "O" Ring</p>	<p>91633 46 1/4"</p>  <p>16mm Male "O" Ring x 18mm Male "O" Ring</p>	<p>91643 43 1/16"</p>  <p>16mm Male "O" Ring x 18mm Male "O" Ring</p>
<p>91627 83 1/2"</p>  <p>14mm Male Inv. Flare x 14mm Male Inv. Flare</p>	<p>91635 84"</p>  <p>(With Switch Port) 5/16" Swivel "O" Ring (Type II) x 3/8" Swivel "O" Ring (Type I)</p>	<p>91644 44 1/2"</p>  <p>16mm Male "O" Ring x 18mm Male "O" Ring</p>

SYSTEM
PUMP &
GEAR
IDENT.

SYSTEM &
COM-
PONENT
IDENT.

PASS.
CARS

LIGHT
TRUCKS

MEDIUM/
HEAVY
TRUCKS

BUSES

HOSE
NUMER-
ICAL

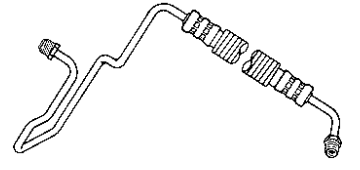
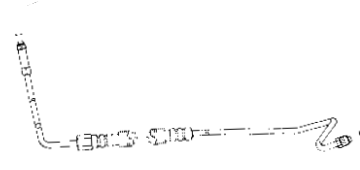
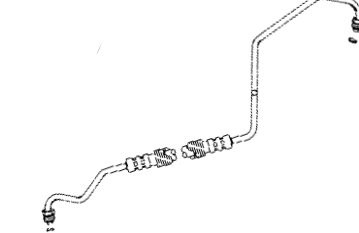
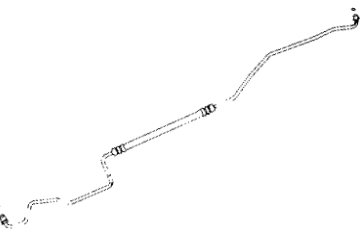
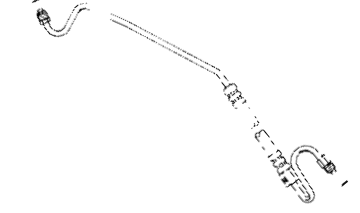
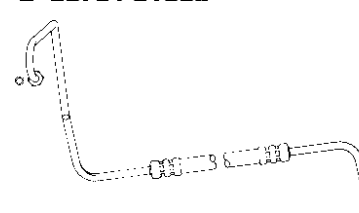
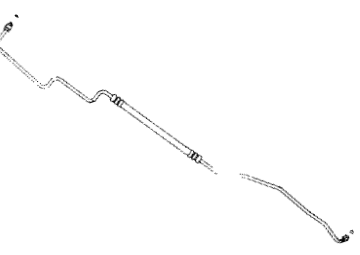

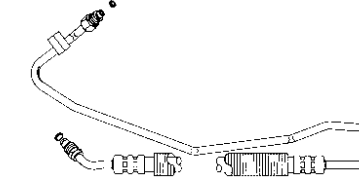
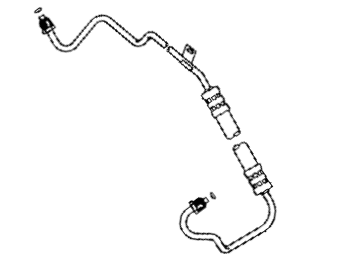
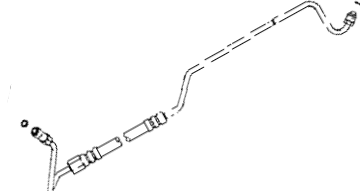
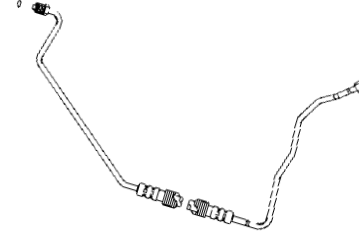
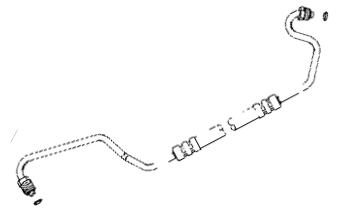
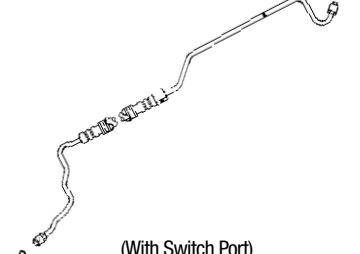
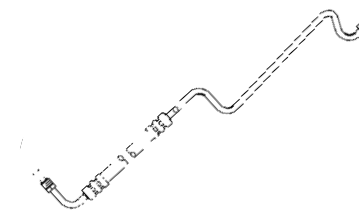
REPAIR
KITS

KIT
NUMER-
ICAL

ILLUST-
RATIONS

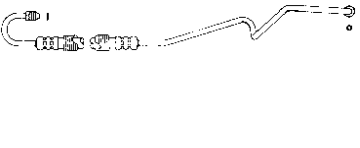
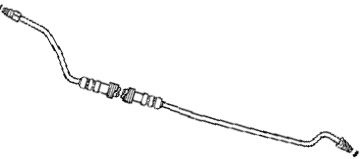
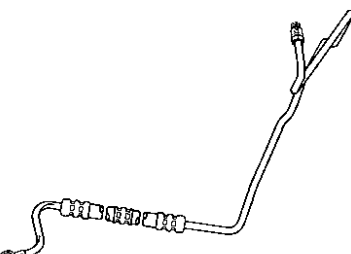

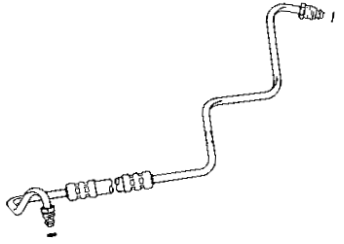
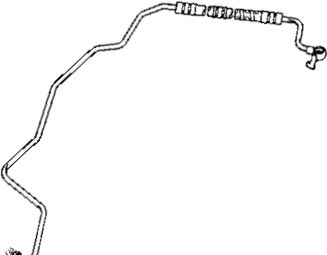
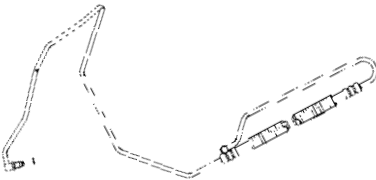
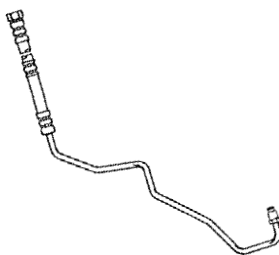
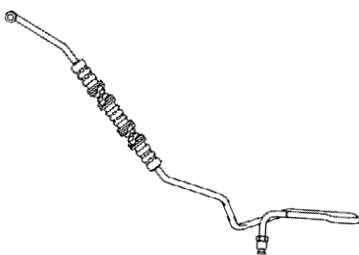

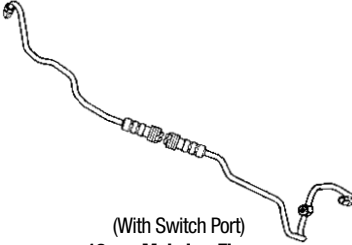
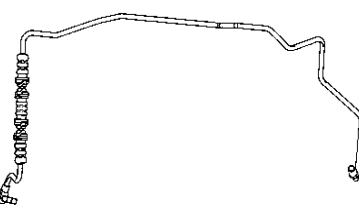
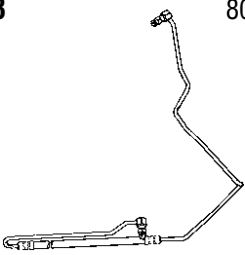
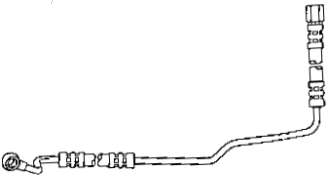
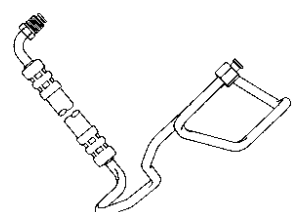
Pressure Hose Illustration Guide

SYSTEM PUMP & GEAR IDENT.
SYSTEM & COM- PONENT IDENT.
PASS. CARS
LIGHT TRUCKS
MEDIUM/ HEAVY TRUCKS
BUSES
HOSE NUMER- ICAL
REPAIR KITS
KIT NUMER- ICAL

91645  16mm Male Inv. Flare x 16mm Male Inv. Flare	55 7/8"	91654  (With Switch Port) 16mm Male "O" Ring x 18mm Male "O" Ring	40 5/16"	91659  16mm Male "O" Ring x 18mm Male "O" Ring	44 3/16"
91646  16mm Male "O" Ring x 18mm Male "O" Ring	59 1/2"	91655  (With Switch Port) 16mm Male "O" Ring x 18mm Male "O" Ring	39 3/4"	91660  16mm Male "O" Ring x 18mm Male "O" Ring	43 9/16"
91647  16mm Male "O" Ring x 18mm Male "O" Ring	61 1/2"	91656  (With Switch Port) 16mm Male "O" Ring x 18mm Male "O" Ring	34 15/16"	91661  (With Switch Port) 5/16" Swivel "O" Ring (Type II) x 3/8" Swivel "O" Ring (Type i)	82 15/16"
91650  16mm Male "O" Ring x 18mm Male "O" Ring	53 3/4"	91657  (With Switch Port) 16mm Male "O" Ring x 18mm Male "O" Ring	43 1/2"	91662  16mm Male "O" Ring x 18mm Male "O" Ring	47 9/16"
91651  16mm Male "O" Ring x 18mm Male "O" Ring	41 1/4"	91658  (With Switch Port) 16mm Male "O" Ring x 18mm Male "O" Ring	49 15/16"	91665  16mm Male "O" Ring x 18mm Male "O" Ring	42 3/4"

ILLUSTRATIONS

Pressure Hose Illustration Guide

<p>91666 55 3/16"</p>  <p>16mm Male "O" Ring x 18mm Male "O" Ring</p>	<p>91674 76 3/16"</p>  <p>16mm Male "O" Ring x 18mm Male "O" Ring</p>	<p>91679 62"</p>  <p>16mm Banjo x 16mm Male Inv. Flare</p>
<p>91668 46 3/4"</p>  <p>14mm Banjo x 14mm Male "O" Ring</p>	<p>91675 45 5/16"</p>  <p>16mm Male "O" Ring x 18mm Male "O" Ring</p>	<p>91680 58 7/8"</p>  <p>16mm Banjo x 16mm Male Inv. Flare</p>
<p>91669 94 3/8"</p>  <p>(With Switch Port) 3/8" Swivel "O" Ring (Type I) x 16mm Swivel "O" Ring</p>	<p>91676 34 13/16"</p>  <p>16mm Female Inv. Flare x 16mm Male Inv. Flare</p>	<p>91681 60"</p>  <p>16mm Male Inv. Flare x 16mm Male Inv. Flare</p>
<p>91672 72 1/4"</p>  <p>16mm Female Inv. Flare x 16mm Male "O" Ring</p>	<p>91677 56 15/16"</p>  <p>(With Switch Port) 16mm Male Inv. Flare x 16mm Male Inv. Flare</p>	<p>91682 67 11/16"</p>  <p>16mm Banjo x 16mm Male Inv. Flare</p>
<p>91673 80 1/2"</p>  <p>(With Switch Port) 16mm Swivel "O" Ring x 16mm Swivel "O" Ring</p>	<p>91678 43 1/8"</p>  <p>16mm Banjo x 16mm Female "O" Ring</p>	<p>91683 44 11/16"</p>  <p>16mm Female S.A.E. x 16mm Male Inv. Flare</p>

SYSTEM
PUMP &
GEAR
IDENT.

SYSTEM &
COM-
PONENT
IDENT.

PASS.
CARS

LIGHT
TRUCKS

MEDIUM/
HEAVY
TRUCKS

BUSES

HOSE
NUMER-
ICAL

REPAIR
KITS

KIT
NUMER-
ICAL

ILLUST-
RATIONS

Pressure Hose Illustration Guide

SYSTEM
PUMP &
GEAR
IDENT.

SYSTEM &
COM-
PONENT
IDENT.

PASS.
CARS

LIGHT
TRUCKS

MEDIUM/
HEAVY
TRUCKS

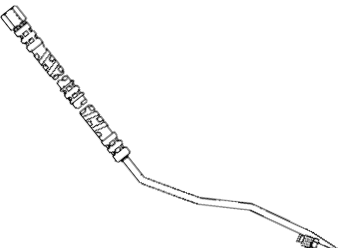
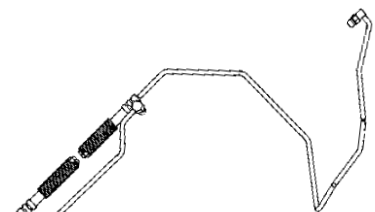
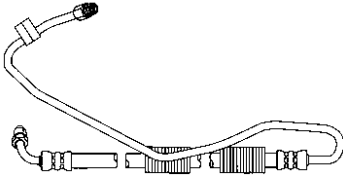
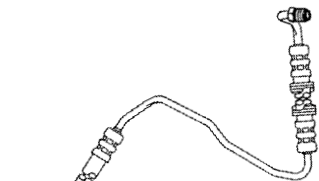
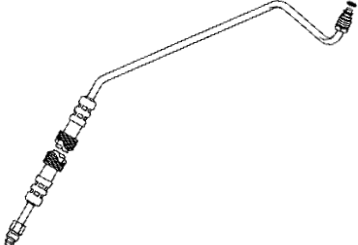
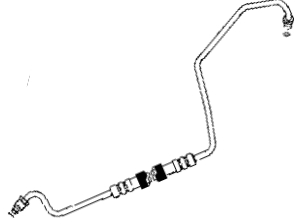
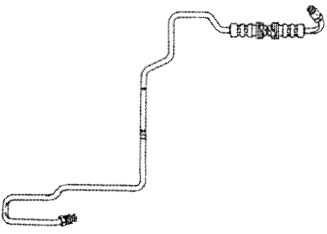
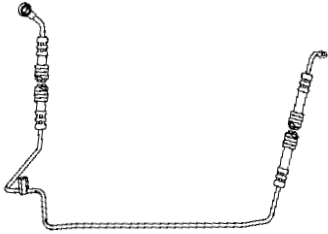
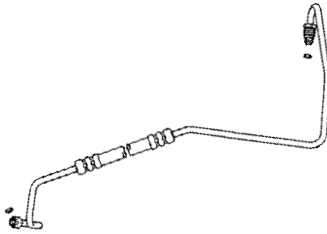
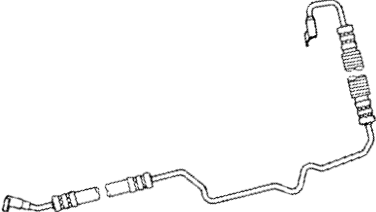
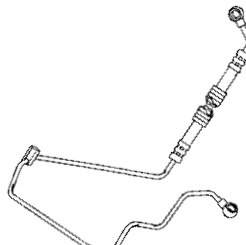
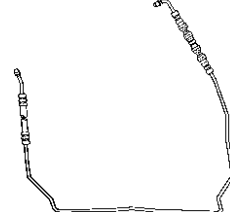
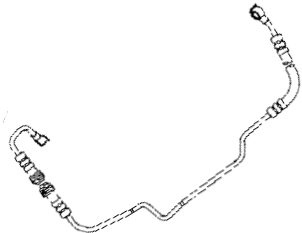
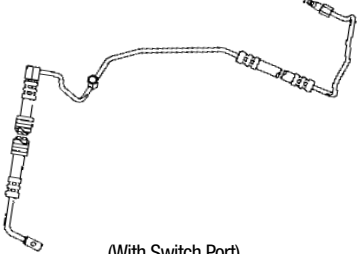
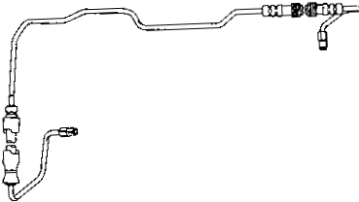
BUSES

HOSE
NUMER-
ICAL

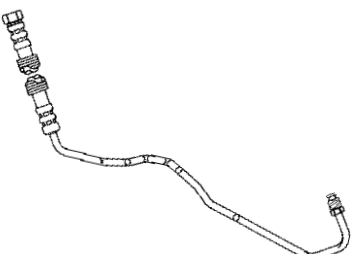
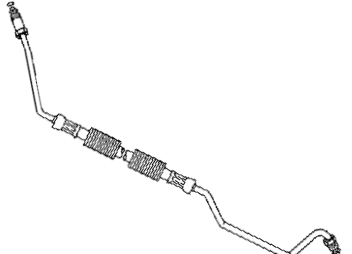
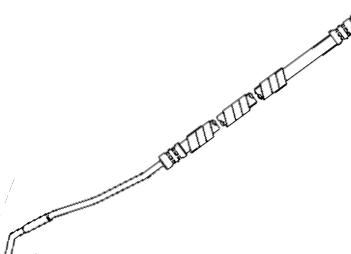
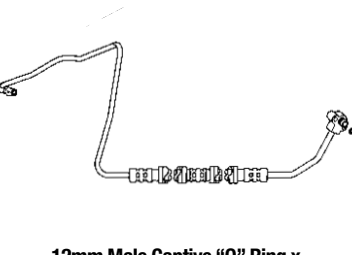
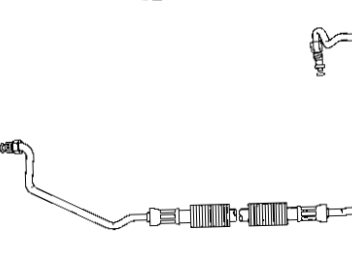
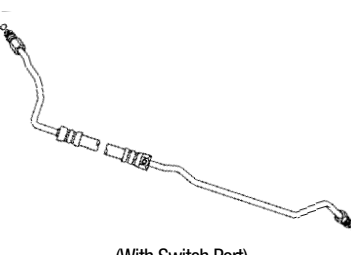
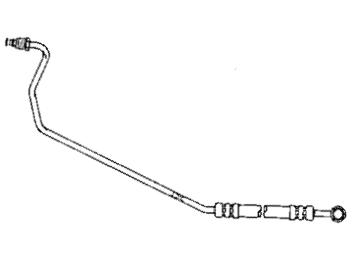
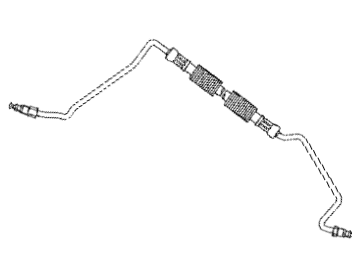
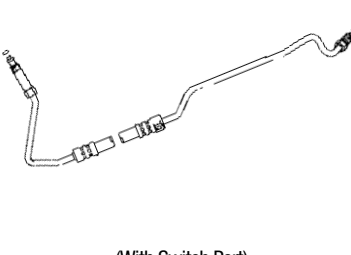
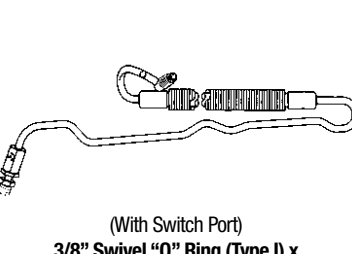
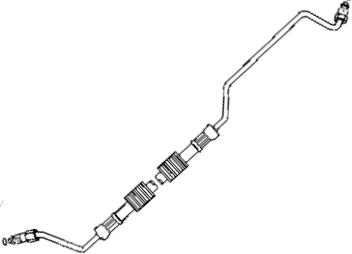
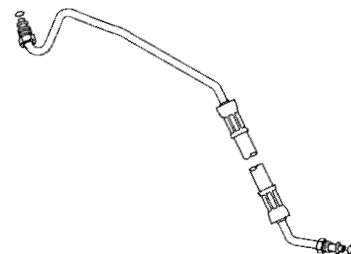
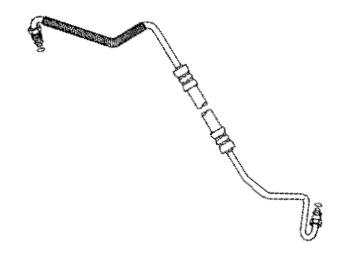
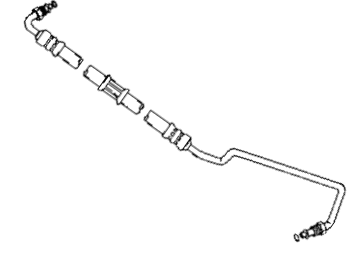
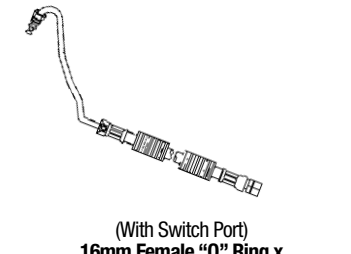
REPAIR
KITS

KIT
NUMER-
ICAL

ILLUST-
RATIONS

91684	46 1/2"	91689	92 5/8"	91695	79 3/4"
					
16mm Female "O" Ring x 16mm Male Inv. Flare		(With Switch Port) 16mm Swivel "O" Ring x 16mm Swivel "O" Ring		(With Switch Port) 5/16" Long Swivel "O" Ring x 16mm Swivel "O" Ring	
91685	47 11/16"	91691	33 1/4"	91696	46 15/16"
					
14mm Male "O" Ring x 16mm Male Inv. Flare		16mm Male "O" Ring x 18mm Male "O" Ring		16mm Male "O" Ring x 18mm Male "O" Ring	
91686	55 5/8"	91692	77 1/4"	91697	51 1/2"
					
16mm Male Inv. Flare x 16mm Male Inv. Flare		(With Switch Port) 14mm Male Inv. Flare x 16mm Banjo		16mm Male "O" Ring x 18mm Male "O" Ring	
91687	59 1/2"	91693	71 13/16"	91698	99 3/16"
					
16mm Banjo x 16mm Banjo		(With Switch Port) 16mm Banjo x 16mm Banjo		16mm Male Inv. Flare x 16mm Male Inv. Flare	
91688	55 15/16"	91694	72 3/8"	91699	89 13/16"
					
16mm Banjo x 16mm Banjo		(With Switch Port) 14mm Male "O" Ring x 16mm Banjo		16mm Male Inv. Flare x 16mm Male Inv. Flare	

Pressure Hose Illustration Guide

<p>91700 33 3/8"</p>  <p>16mm Female Inv. Flare x 16mm Male Inv. Flare</p>	<p>91707 43 3/8"</p>  <p>16mm Male "O" Ring x 18mm Male "O" Ring</p>	<p>91712 46 3/4"</p>  <p>16mm Female Inv. Flare x 16mm Male Inv. Flare</p>
<p>91702 54 3/8"</p>  <p>12mm Male Captive "O" Ring x 14mm Male Inv. Flare</p>	<p>91708 50 1/4"</p>  <p>16mm Male "O" Ring x 18mm Male "O" Ring</p>	<p>91713 43 3/4"</p>  <p>(With Switch Port) 16mm Male "O" Ring x 18mm Male "O" Ring</p>
<p>91703 40 3/4"</p>  <p>16mm Banjo x 18mm Male "O" Ring</p>	<p>91709 47 1/4"</p>  <p>16mm Male "O" Ring x 18mm Male "O" Ring</p>	<p>91715 43 1/2"</p>  <p>(With Switch Port) 16mm Male "O" Ring x 18mm Male "O" Ring</p>
<p>91704 59 3/8"</p>  <p>(With Switch Port) 3/8" Swivel "O" Ring (Type I) x 16mm Swivel "O" Ring</p>	<p>91710 44 5/8"</p>  <p>16mm Male "O" Ring x 18mm Male "O" Ring</p>	<p>91716 38 5/8"</p>  <p>16mm Male "O" Ring x 18mm Male "O" Ring</p>
<p>91706 43"</p>  <p>16mm Male "O" Ring x 18mm Male "O" Ring</p>	<p>91711 37 7/8"</p>  <p>16mm Male "O" Ring x 18mm Male "O" Ring</p>	<p>91717 27 1/4"</p>  <p>(With Switch Port) 16mm Female "O" Ring x 18mm Male "O" Ring</p>

SYSTEM
PUMP &
GEAR
IDENT.

SYSTEM &
COM-
PONENT
IDENT.

PASS.
CARS

LIGHT
TRUCKS

MEDIUM/
HEAVY
TRUCKS

BUSES

HOSE
NUMER-
ICAL

REPAIR
KITS

KIT
NUMER-
ICAL

ILLUST-
RATIONS

Pressure Hose Illustration Guide

SYSTEM
PUMP &
GEAR
IDENT.

SYSTEM &
COM-
PONENT
IDENT.

PASS.
CARS

LIGHT
TRUCKS

MEDIUM/
HEAVY
TRUCKS

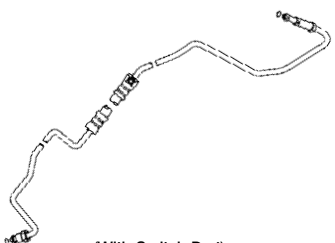
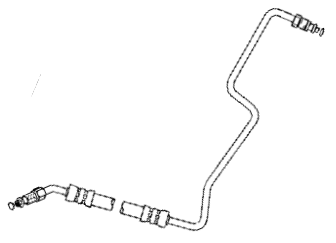
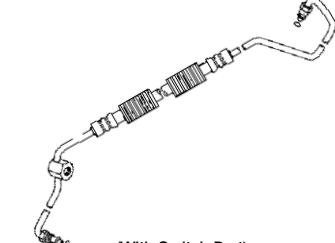
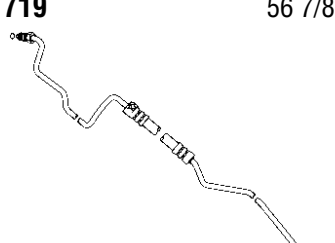
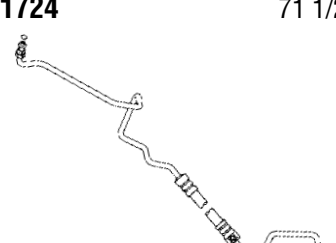
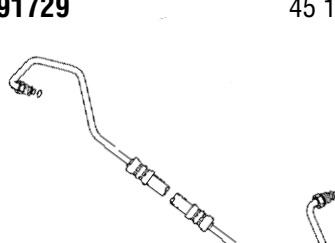
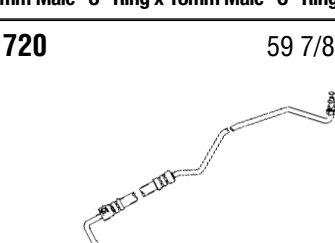
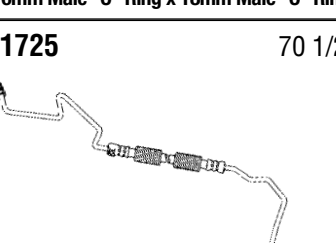
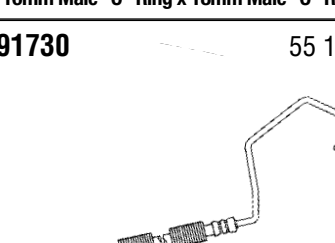
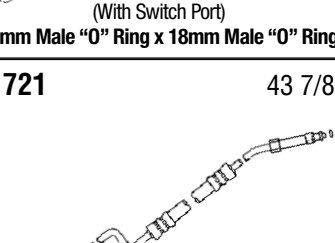
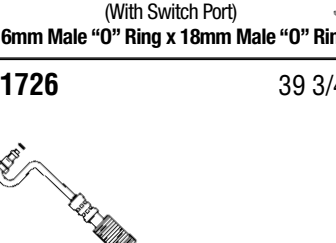
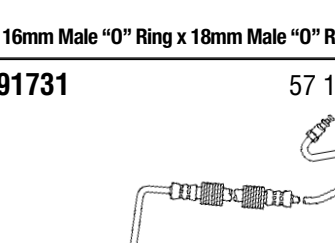
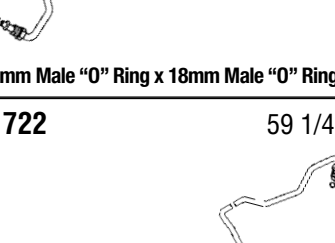
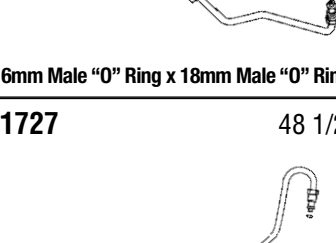
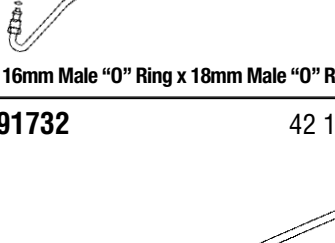
BUSES

HOSE
NUMER-
ICAL

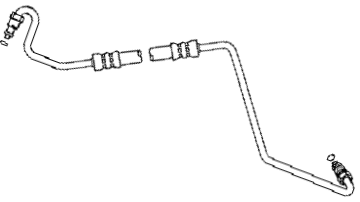
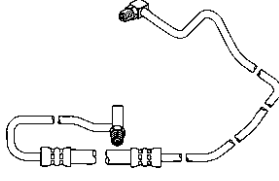
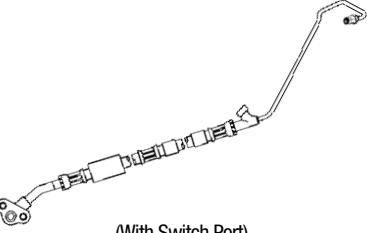
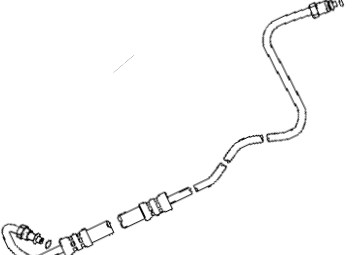
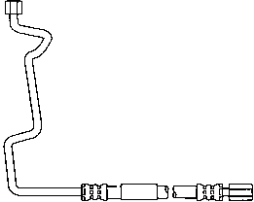
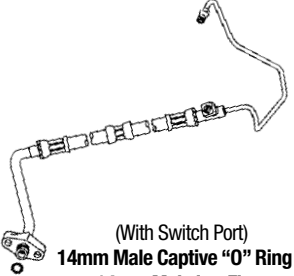
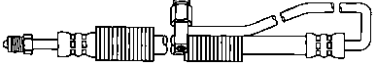
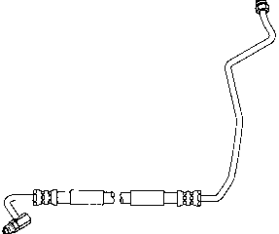
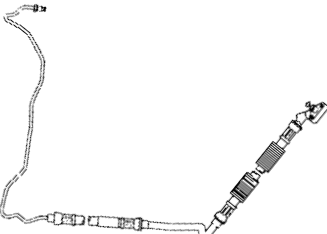
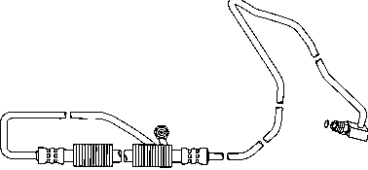
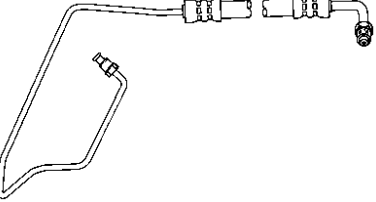

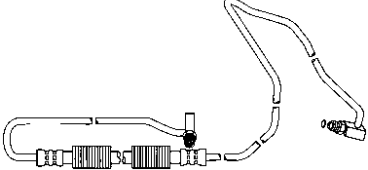
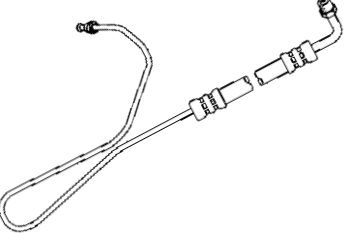
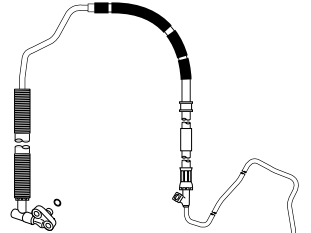
REPAIR
KITS

KIT
NUMER-
ICAL

ILLUST-
RATIONS

<p>91718</p>  <p>(With Switch Port)</p> <p>16mm Male "O" Ring x 18mm Male "O" Ring</p>	<p>60 7/8"</p>	<p>91723</p>  <p>16mm Male "O" Ring x 18mm Male "O" Ring</p>	<p>43 5/8"</p>	<p>91728</p>  <p>(With Switch Port)</p> <p>16mm Male "O" Ring x 18mm Male "O" Ring</p>	<p>49 3/8"</p>
<p>91719</p>  <p>(With Switch Port)</p> <p>16mm Male "O" Ring x 18mm Male "O" Ring</p>	<p>56 7/8"</p>	<p>91724</p>  <p>(With Switch Port)</p> <p>16mm Male "O" Ring x 18mm Male "O" Ring</p>	<p>71 1/2"</p>	<p>91729</p>  <p>16mm Male "O" Ring x 18mm Male "O" Ring</p>	<p>45 1/8"</p>
<p>91720</p>  <p>(With Switch Port)</p> <p>16mm Male "O" Ring x 18mm Male "O" Ring</p>	<p>59 7/8"</p>	<p>91725</p>  <p>(With Switch Port)</p> <p>16mm Male "O" Ring x 18mm Male "O" Ring</p>	<p>70 1/2"</p>	<p>91730</p>  <p>16mm Male "O" Ring x 18mm Male "O" Ring</p>	<p>55 1/2"</p>
<p>91721</p>  <p>16mm Male "O" Ring x 18mm Male "O" Ring</p>	<p>43 7/8"</p>	<p>91726</p>  <p>16mm Male "O" Ring x 18mm Male "O" Ring</p>	<p>39 3/4"</p>	<p>91731</p>  <p>16mm Male "O" Ring x 18mm Male "O" Ring</p>	<p>57 1/4"</p>
<p>91722</p>  <p>16mm Male "O" Ring x 18mm Male "O" Ring</p>	<p>59 1/4"</p>	<p>91727</p>  <p>16mm Male "O" Ring x 18mm Male "O" Ring</p>	<p>48 1/2"</p>	<p>91732</p>  <p>16mm Male "O" Ring x 18mm Male "O" Ring</p>	<p>42 1/4"</p>

Pressure Hose Illustration Guide

<p>91733 43 1/4"</p>  <p>16mm Male "O" Ring x 18mm Male "O" Ring</p>	<p>91738 73 3/4"</p>  <p>(With Switch Port) 16mm Long Swivel "O" Ring x 16mm Swivel "O" Ring</p>	<p>91745 70 3/4"</p>  <p>(With Switch Port) 12mm Male Captive "O" Ring x 14mm Male Inv. Flare</p>
<p>91734 48 3/8"</p>  <p>16mm Male "O" Ring x 18mm Male "O" Ring</p>	<p>91739 39 5/8"</p>  <p>16mm Female Inv. Flare x 16mm Female S.A.E.</p>	<p>91746 59"</p>  <p>(With Switch Port) 14mm Male Captive "O" Ring x 14mm Male Inv. Flare</p>
<p>91735 53 3/4"</p>  <p>(With Switch Port) 5/16" Long Swivel "O" Ring x 16mm Swivel "O" Ring</p>	<p>91740 39 1/8"</p>  <p>16mm Swivel "O" Ring x 16mm Swivel "O" Ring</p>	<p>91747 91 1/4"</p>  <p>12mm Male Captive "O" Ring x 14mm Male Inv. Flare</p>
<p>91736 98"</p>  <p>16mm Long Swivel "O" Ring x 16mm Swivel "O" Ring</p>	<p>91743 43 3/4"</p>  <p>5/16" Male Inv. Flare x 16mm Swivel "O" Ring</p>	<p>91748 99 3/8"</p>  <p>(With Switch Port) 12mm Male Captive "O" Ring x 14mm Male Inv. Flare</p>
<p>91737 92 5/8"</p>  <p>(With Switch Port) 16mm Long Swivel "O" Ring x 16mm Swivel "O" Ring</p>	<p>91744 45 1/4"</p>  <p>5/16" Male Inv. Flare x 16mm Swivel "O" Ring</p>	<p>91749 90 5/8"</p>  <p>(With Switch Port) 12mm Male Captive "O" Ring x 14mm Male Inv. Flare</p>

SYSTEM
PUMP &
GEAR
IDENT.

SYSTEM &
COM-
PONENT
IDENT.

PASS.
CARS

LIGHT
TRUCKS

MEDIUM/
HEAVY
TRUCKS

BUSES

HOSE
NUMER-
ICAL

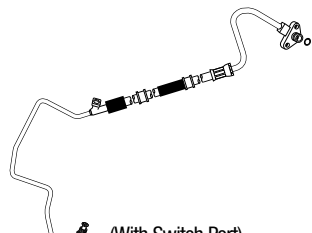
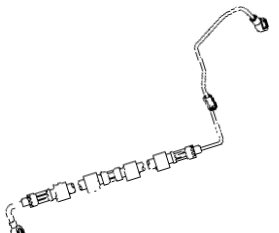

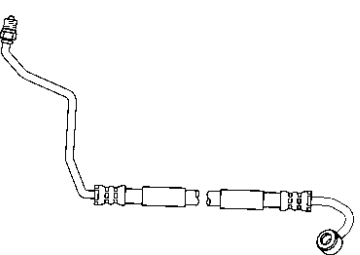

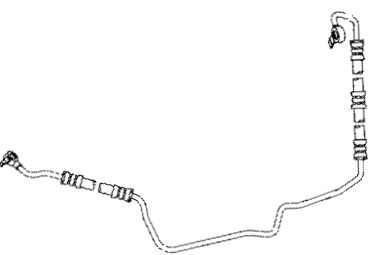
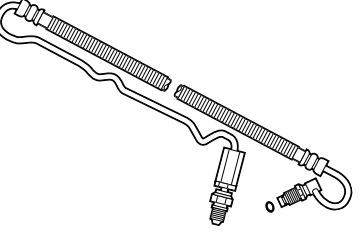
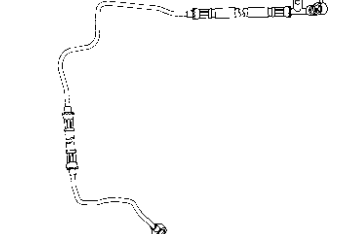

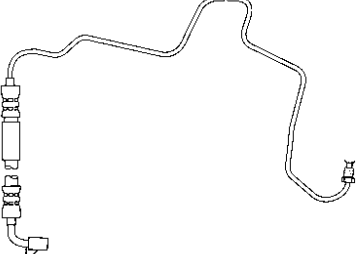
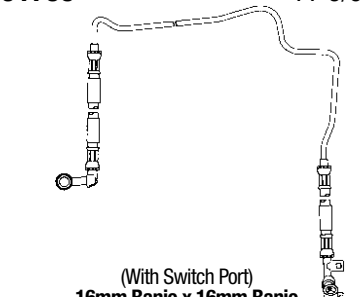
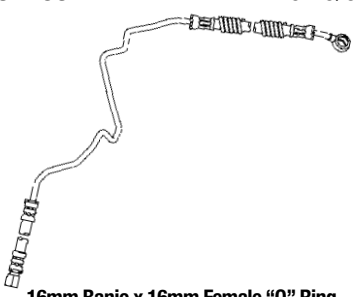
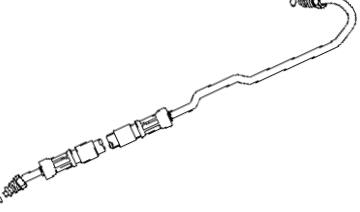
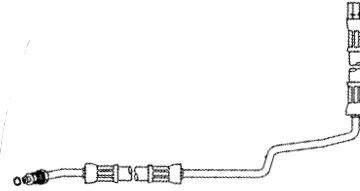
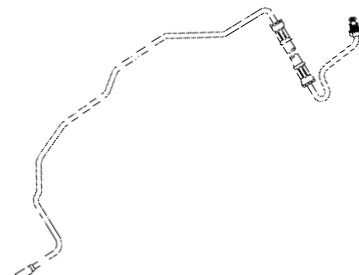
REPAIR
KITS

KIT
NUMER-
ICAL

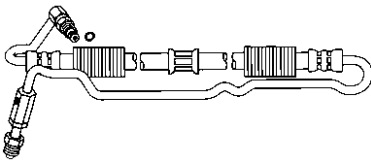
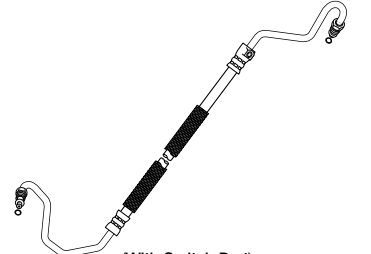
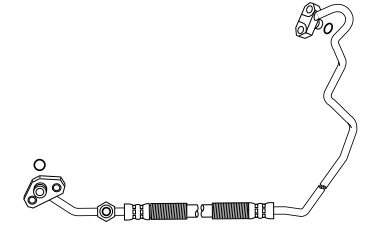
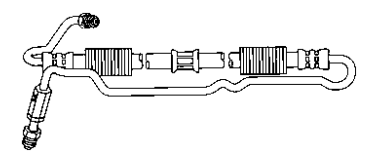
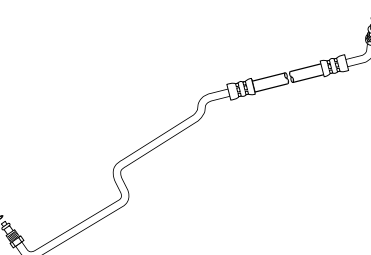
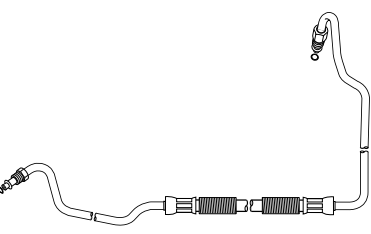
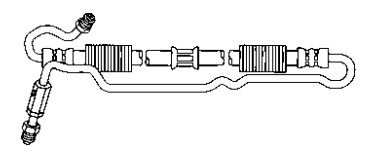
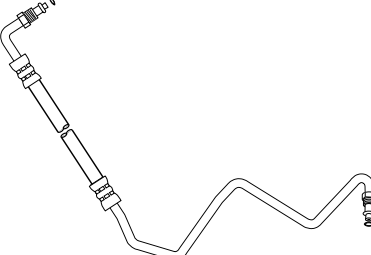
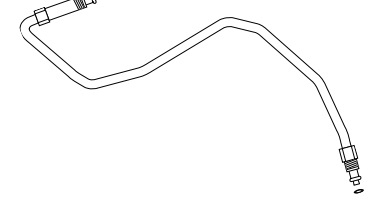
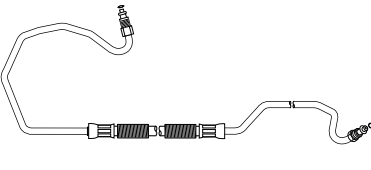
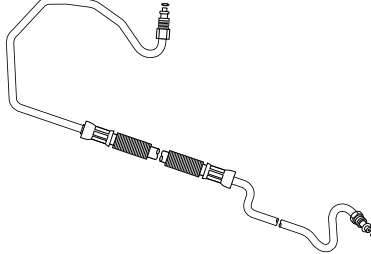
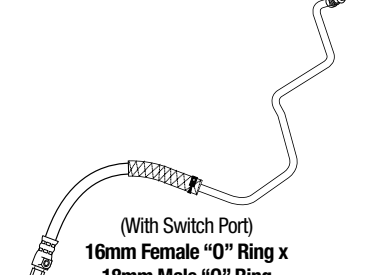
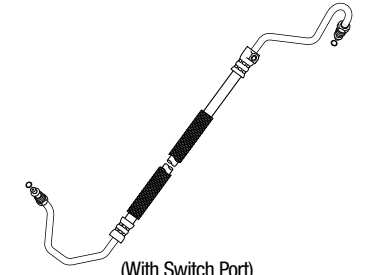
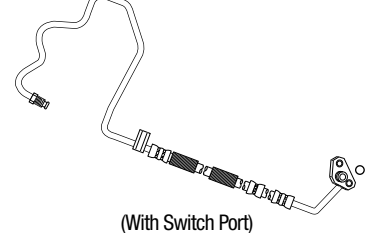
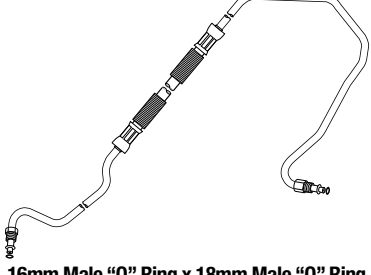
ILLUST-
RATIONS

Pressure Hose Illustration Guide

SYSTEM PUMP & GEAR IDENT.
SYSTEM & COM- PONENT IDENT.
PASS. CARS
LIGHT TRUCKS
MEDIUM/ HEAVY TRUCKS
BUSES
HOSE NUMER- ICAL
REPAIR KITS
KIT NUMER- ICAL

91750  (With Switch Port) 14mm Male Captive "O" Ring x 14mm Male Inv. Flare	66 1/4" 91755  (With Switch Port) 14mm Banjo x 16mm Banjo	48 3/8" 91760  16mm Male Inv. Flare x 16mm Male Inv. Flare	82"
91751  14mm Banjo x 16mm Swivel "O" Ring	39" 91756  (With Switch Port) 14mm Male "O" Ring x 16mm Banjo	79 1/2" 91761  16mm Banjo x 16mm Banjo	59 3/4"
91752  14mm Banjo x 14mm Male "O" Ring	43 5/8" 91757  (With Switch Port) 16mm Banjo x 16mm Banjo	76 1/4" 91762  16mm Banjo x 16mm Female Inv. Flare	57 5/8"
91753  14mm Banjo x 14mm Male Inv. Flare	73 1/2" 91758  (With Switch Port) 16mm Banjo x 16mm Banjo	77 3/8" 91763  16mm Banjo x 16mm Female "O" Ring	57 5/8"
91754  16mm Male "O" Ring x 18mm Male "O" Ring	38 3/4" 91759  16mm Female "O" Ring x 16mm Male "O" Ring	41" 91764  16mm Banjo x 16mm Male Inv. Flare	49 1/2"

Pressure Hose Illustration Guide

<p>91765 62 3/4"</p>  <p>(With Switch Port) 3/8" Swivel "O" Ring (Type I) x 16mm Swivel "O" Ring</p>	<p>91780 53"</p>  <p>(With Switch Port) 16mm Male "O" Ring x 18mm Male "O" Ring</p>	<p>91798 51 1/4"</p>  <p>(With Switch Port) 12mm Male Captive "O" Ring x 12mm Male Captive "O" Ring</p>
<p>91766 62 3/4"</p>  <p>(With Switch Port) 16mm Swivel "O" Ring x 16mm Swivel "O" Ring</p>	<p>91781 41 1/2"</p>  <p>16mm Male "O" Ring x 18mm Male "O" Ring</p>	<p>91808 49 1/2"</p>  <p>16mm Male "O" Ring x 18mm Male "O" Ring</p>
<p>91767 62 3/4"</p>  <p>(With Switch Port) 16mm Swivel "O" Ring x 16mm Swivel "O" Ring</p>	<p>91783 43"</p>  <p>16mm Male "O" Ring x 18mm Male "O" Ring</p>	<p>91809 30 5/8"</p>  <p>16mm Male "O" Ring x 18mm Male "O" Ring</p>
<p>91778 65 1/4"</p>  <p>16mm Male "O" Ring x 18mm Male "O" Ring</p>	<p>91796 64 3/4"</p>  <p>16mm Male "O" Ring x 18mm Male "O" Ring</p>	<p>91810 41 1/4"</p>  <p>(With Switch Port) 16mm Female "O" Ring x 18mm Male "O" Ring</p>
<p>91779 49 1/2"</p>  <p>(With Switch Port) 16mm Male "O" Ring x 18mm Male "O" Ring</p>	<p>91797 66 1/4"</p>  <p>(With Switch Port) 12mm Male Captive "O" Ring x 14mm Male Inv. Flare</p>	<p>91811 60 1/4"</p>  <p>16mm Male "O" Ring x 18mm Male "O" Ring</p>

SYSTEM
PUMP &
GEAR
IDENT.

SYSTEM &
COM-
PONENT
IDENT.

PASS.
CARS

LIGHT
TRUCKS

MEDIUM/
HEAVY
TRUCKS

BUSES

HOSE
NUMER-
ICAL

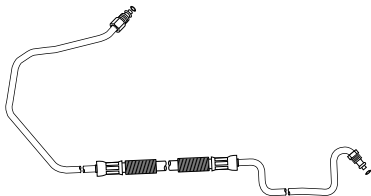
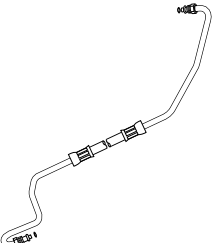
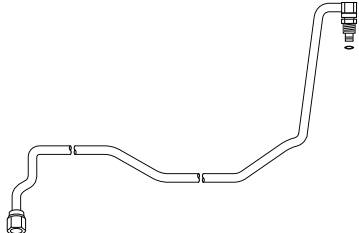
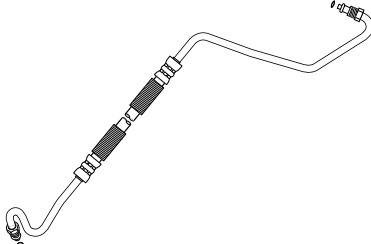
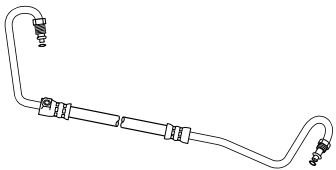
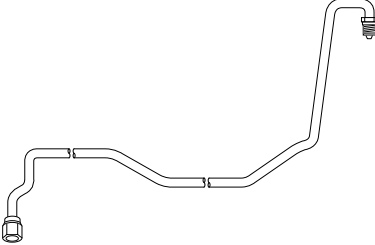
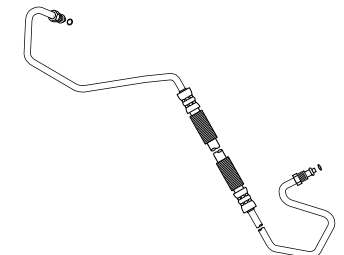
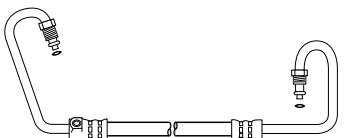
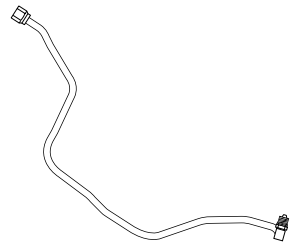
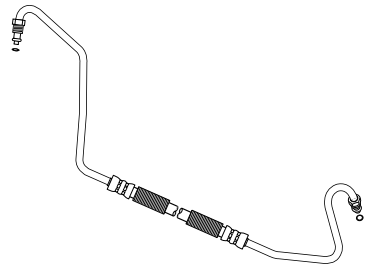
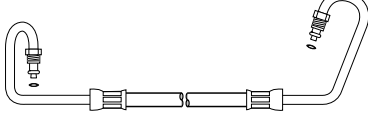
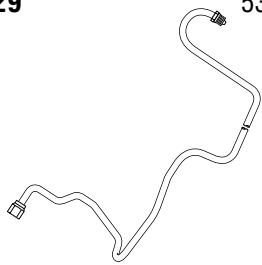
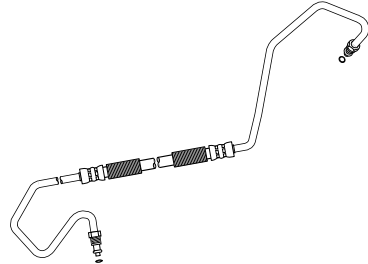
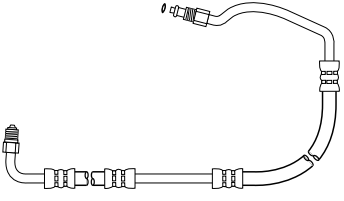
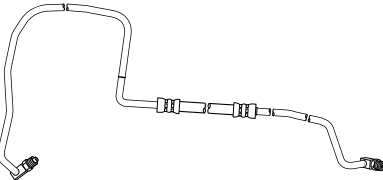

REPAIR
KITS

KIT
NUMER-
ICAL

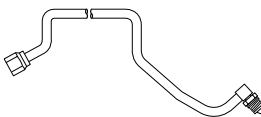
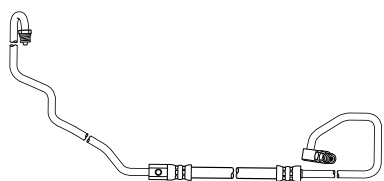
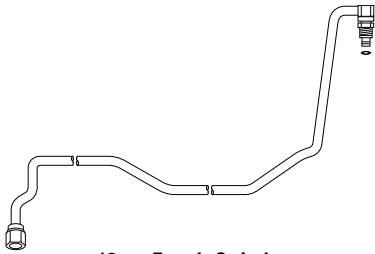
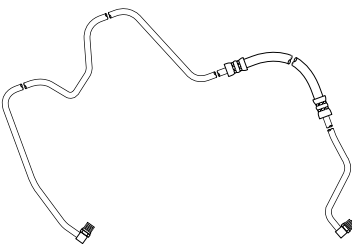
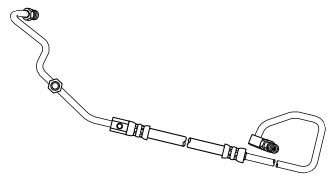
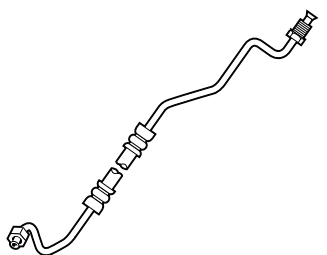
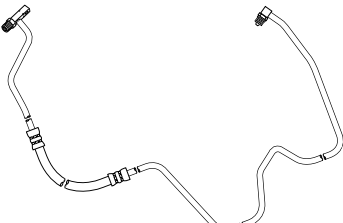
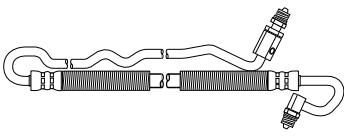
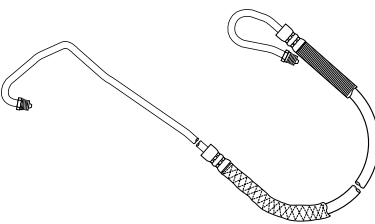
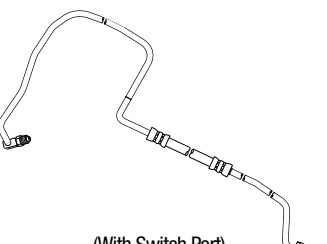
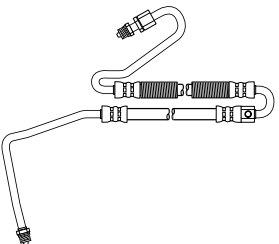
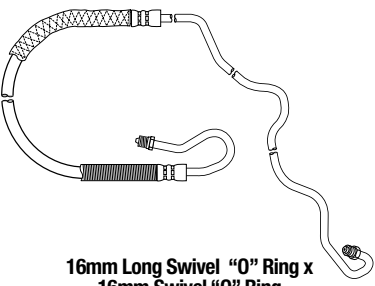
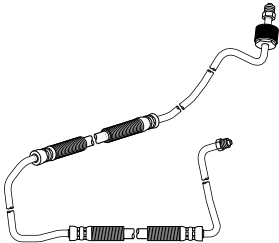
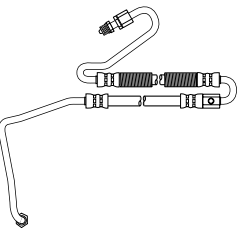
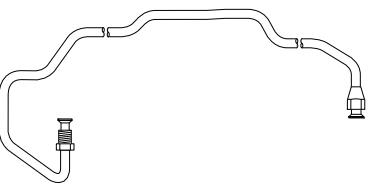
ILLUST-
RATIONS

Pressure Hose Illustration Guide

SYSTEM PUMP & GEAR IDENT.
SYSTEM & COM- PONENT IDENT.
PASS. CARS
LIGHT TRUCKS
MEDIUM/ HEAVY TRUCKS
BUSES
HOSE NUMER- ICAL
REPAIR KITS
KIT NUMER- ICAL

91812  16mm Male "O" Ring x 18mm Male "O" Ring	61 1/2" 91819  16mm Male "O" Ring x 18mm Male "O" Ring	43 3/4" 91826  3/8" Female Swivel x 3/8" Swivel "O" Ring	38 1/2" 91813  16mm Male "O" Ring x 18mm Male "O" Ring	42 3/4" 91820  (With Switch Port) 16mm Male "O" Ring x 18mm Male "O" Ring	51 1/2" 91827  16mm Female Swivel x 16mm Swivel "O" Ring	38 1/4" 91814  16mm Male "O" Ring x 18mm Male "O" Ring	58 1/2" 91821  (With Switch Port) 16mm Male "O" Ring x 18mm Male "O" Ring	53 1/4" 91828  16mm Female Swivel x 16mm Swivel "O" Ring	43" 91815  16mm Male "O" Ring x 18mm Male "O" Ring	40 3/4" 91822  16mm Male "O" Ring x 18mm Male "O" Ring	52" 91829  16mm Female Swivel x 16mm Swivel "O" Ring	53 3/4" 91817  16mm Male "O" Ring x 18mm Male "O" Ring	59 1/2" 91823  16mm Male "O" Ring x 18mm Male "O" Ring	50 1/8" 91830  16mm Long Swivel "O" Ring x 16mm Swivel "O" Ring	85 3/4" 91818  16mm Male "O" Ring x 18mm Male "O" Ring
--	---	---	---	---	--	--	--	---	---	---	--	---	---	---	---

Pressure Hose Illustration Guide

<p>91831 26 3/8"</p>  <p style="text-align: center;">16mm Female Swivel x 16mm Swivel "O" Ring</p>	<p>91837 85 3/8"</p>  <p style="text-align: center;">(With Switch Port) 3/8" Long Swivel "O" Ring x 16mm Swivel "O" Ring</p>	<p>91843 38 1/2"</p>  <p style="text-align: center;">16mm Female Swivel x 3/8" Swivel "O" Ring (Type I)</p>
<p>91833 77 3/8"</p>  <p style="text-align: center;">16mm Long Swivel "O" Ring x 16mm Swivel "O" Ring</p>	<p>91838 70 7/8"</p>  <p style="text-align: center;">(With Switch Port) 3/8" Long Swivel "O" Ring x 16mm Swivel "O" Ring</p>	<p>91848 39 1/8"</p>  <p style="text-align: center;">5/16" Male Inv. Flare x 3/8" Female S.A.E.</p>
<p>91834 76 3/4"</p>  <p style="text-align: center;">(With Switch Port) 16mm Long Swivel "O" Ring x 16mm Swivel "O" Ring</p>	<p>91840 62 1/2"</p>  <p style="text-align: center;">(With Switch Port) 16mm Swivel "O" Ring x 16mm Swivel "O" Ring</p>	<p>91850 81 1/2"</p>  <p style="text-align: center;">16mm Swivel "O" Ring x 16mm Swivel "O" Ring</p>
<p>91835 84"</p>  <p style="text-align: center;">(With Switch Port) 16mm Long Swivel "O" Ring x 16mm Swivel "O" Ring</p>	<p>91841 50 3/4"</p>  <p style="text-align: center;">(With Switch Port) 16mm Swivel "O" Ring x 16mm Swivel "O" Ring</p>	<p>91851 86 1/2"</p>  <p style="text-align: center;">16mm Long Swivel "O" Ring x 16mm Swivel "O" Ring</p>
<p>91836 69 1/2"</p>  <p style="text-align: center;">16mm Swivel "O" Ring x 16mm Swivel "O" Ring</p>	<p>91842 57 3/4"</p>  <p style="text-align: center;">(With Switch Port) 16mm Swivel "O" Ring x 16mm Swivel "O" Ring</p>	<p>91852 41 1/4"</p>  <p style="text-align: center;">16mm Female S.A.E. x 16mm Male Inv. Flare</p>

SYSTEM
PUMP &
GEAR
IDENT.

SYSTEM &
COM-
PONENT
IDENT.

PASS.
CARS

LIGHT
TRUCKS

MEDIUM/
HEAVY
TRUCKS

BUSES

HOSE
NUMER-
ICAL

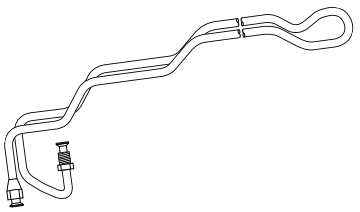
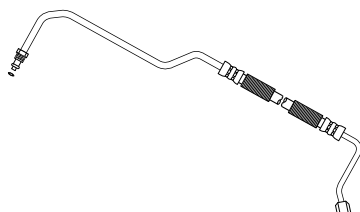
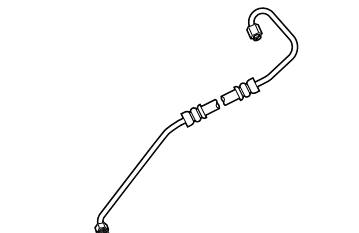
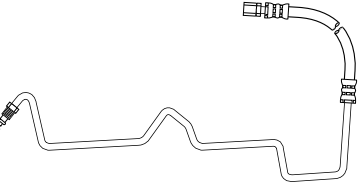
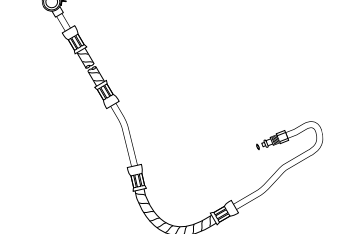
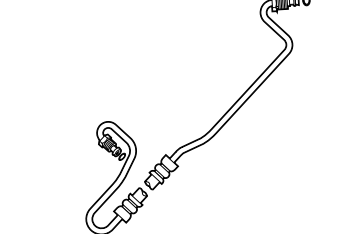
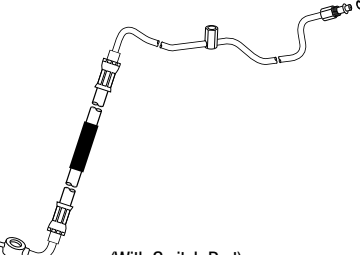
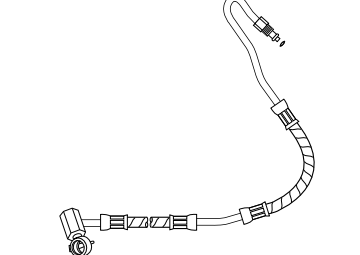
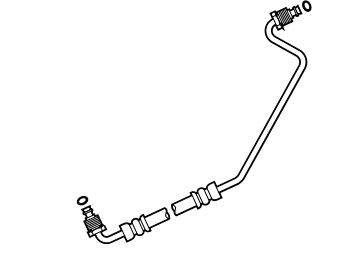
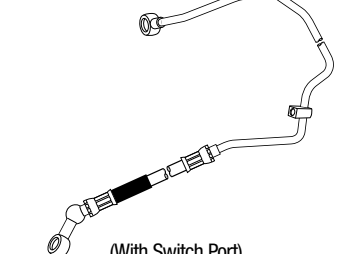
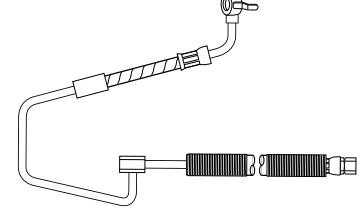
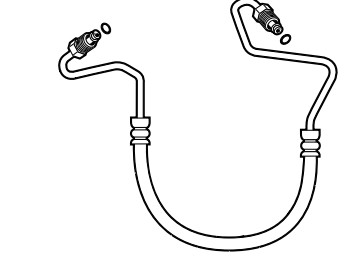
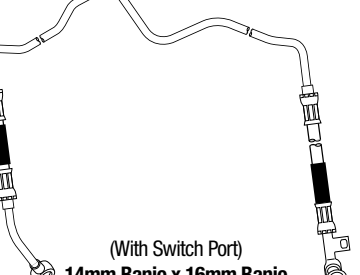
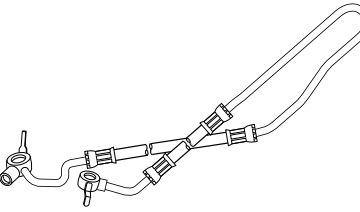
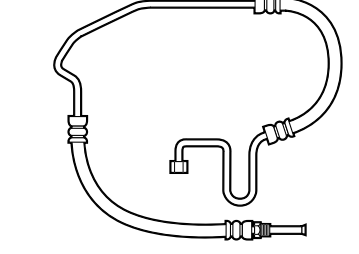
REPAIR
KITS

KIT
NUMER-
ICAL

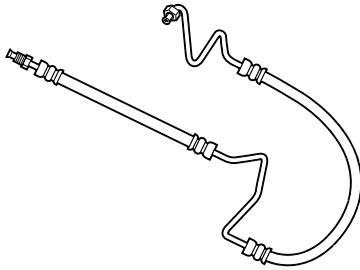
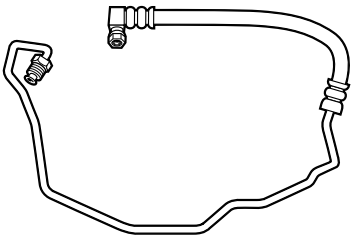
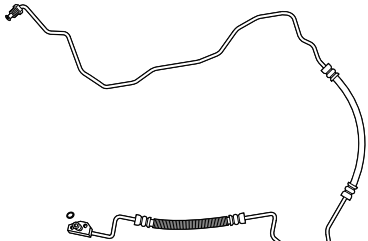
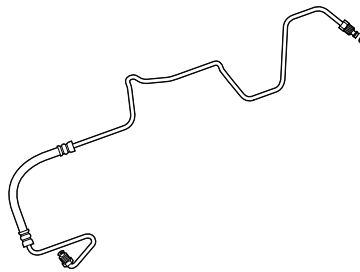
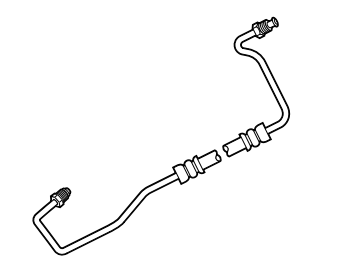
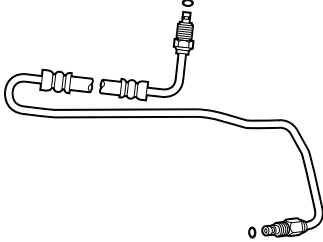
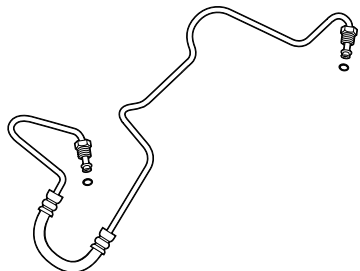
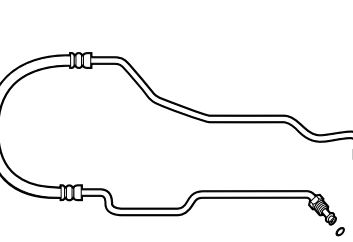
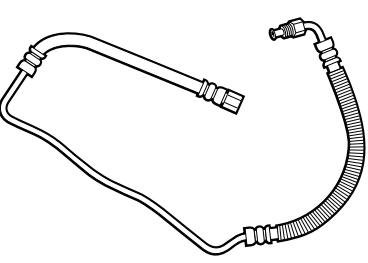
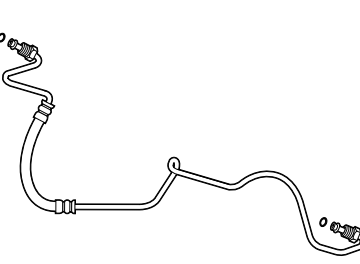
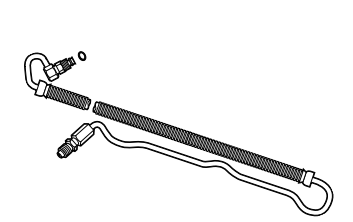
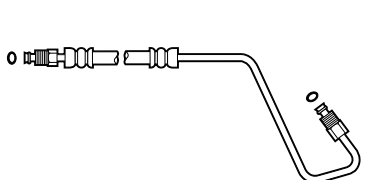
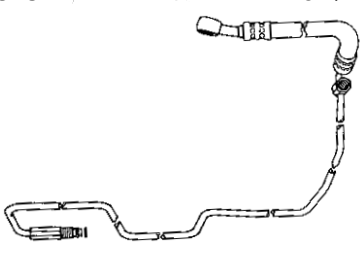
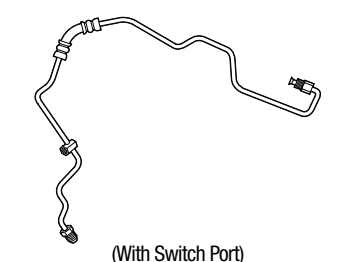
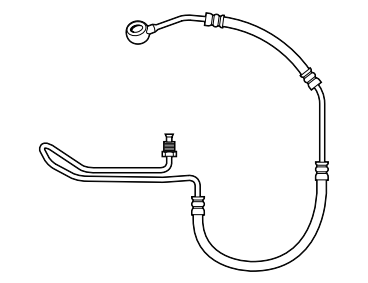
ILLUS-
TRATIONS

Pressure Hose Illustration Guide

SYSTEM PUMP & GEAR IDENT.
SYSTEM & COM- PONENT IDENT.
PASS. CARS
LIGHT TRUCKS
MEDIUM/ HEAVY TRUCKS
BUSES
HOSE NUMER- ICAL
REPAIR KITS
KIT NUMER- ICAL

91853  16mm Female S.A.E. x 16mm Male Inv. Flare	65"	91858  14mm Female S.A.E. x 16mm Male "O" Ring	37 1/4"	91863  5/16" Male Inv. Flare x 3/8" Female S.A.E.	37 1/2"
91854  16mm Female S.A.E. x 16mm Male Inv. Flare	51"	91859  16mm Banjo x 16mm Male "O" Ring	45"	91864  16mm Male "O" Ring x 18mm Male "O" Ring	44 5/8"
91855  (With Switch Port) 14mm Male "O" Ring x 16mm Banjo	47"	91860  16mm Banjo x 16mm Male "O" Ring	46"	91865  18mm Male "O" Ring x 18mm Male "O" Ring	35 1/4"
91856  (With Switch Port) 14mm Banjo x 16mm Banjo	71 3/4"	91861  (With Switch Port) 16mm Banjo x 16mm Female S.A.E.	47 1/2"	91866  16mm Male "O" Ring x 18mm Male "O" Ring	52 1/4"
91857  (With Switch Port) 14mm Banjo x 16mm Banjo	71 1/4"	91862  (With Switch Port) 16mm Banjo x 16mm Banjo	55"	91867  5/16" Male Inv. Flare x 3/8" Female S.A.E.	63"

Pressure Hose Illustration Guide

<p>91868 46 5/8"</p>  <p>5/16" Male Inv. Flare x 3/8" Female S.A.E.</p>	<p>91873 77 1/4"</p>  <p>3/8" - 19 BSP Female Special x 14mm Male Inv. Flare</p>	<p>91883 90 1/4"</p>  <p>12mm Male Captive "O" Ring x 14mm Male Inv. Flare</p>
<p>91869 68"</p>  <p>3/8" Male Inv. Flare x 3/8" Male "O" Ring</p>	<p>91875 41 1/2"</p>  <p>3/8" Male Inv. Flare x 7/16" Male Inv. Flare</p>	<p>91886 77 3/4"</p>  <p>5/16" Swivel "O" Ring (Type II) x 3/8" Swivel "O" Ring (Type I)</p>
<p>91870 72"</p>  <p>3/8" Male Inv. Flare x 3/8" Male "O" Ring</p>	<p>91877 61"</p>  <p>16mm Male "O" Ring x 18mm Male "O" Ring</p>	<p>91893 55 1/4"</p>  <p>16mm Female Inv. Flare x 16mm Male Inv. Flare</p>
<p>91871 65"</p>  <p>3/8" Male "O" Ring x 7/16" Male "O" Ring</p>	<p>91878 57 1/8"</p>  <p>(With Switch Port) 3/8" Swivel "O" Ring (Type I) x 16mm Swivel "O" Ring</p>	<p>91894 46 5/8"</p>  <p>16mm Male "O" Ring x 16mm Male "O" Ring</p>
<p>91872 73 1/4"</p>  <p>(With Switch Port) 14mm Male "O" Ring x 16mm Banjo</p>	<p>91879 57 3/4"</p>  <p>(With Switch Port) 14mm Male Inv. Flare x 16mm Male Inv. Flare</p>	<p>91895 60 5/8"</p>  <p>16mm Banjo x 16mm Male Inv. Flare</p>

SYSTEM
PUMP &
GEAR
IDENT.

SYSTEM &
COM-
PONENT
IDENT.

PASS.
CARS

LIGHT
TRUCKS

MEDIUM/
HEAVY
TRUCKS

BUSES

HOSE
NUMER-
ICAL

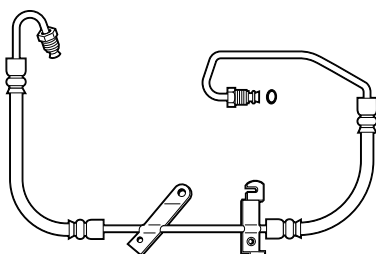
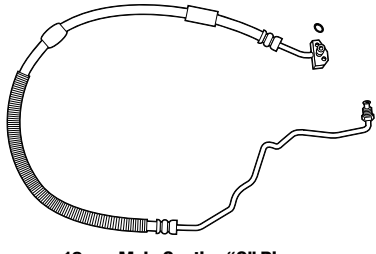
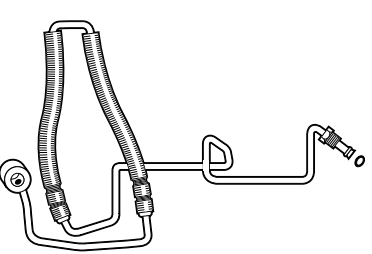
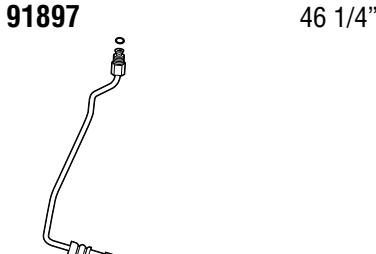
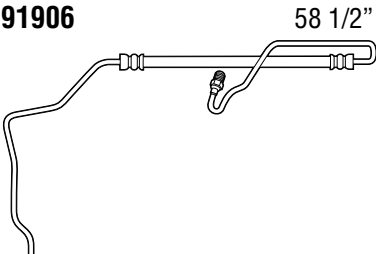
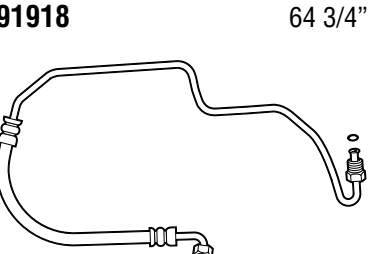
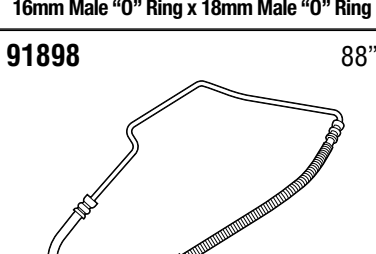
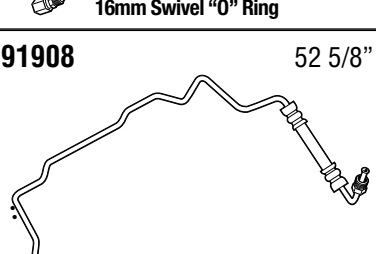

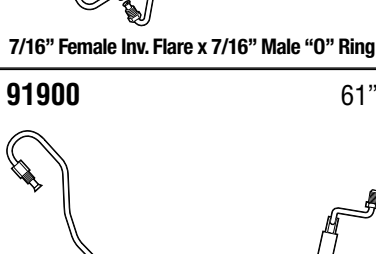
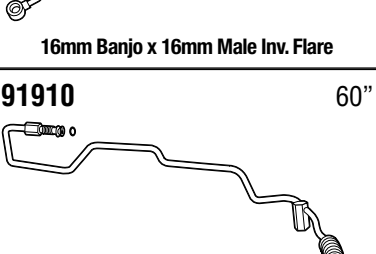
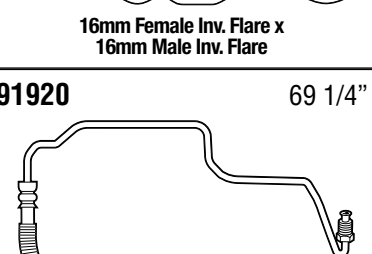
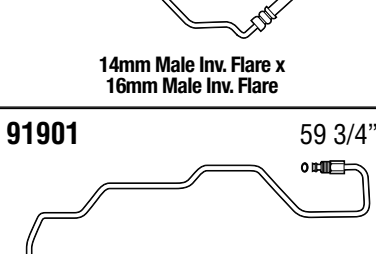
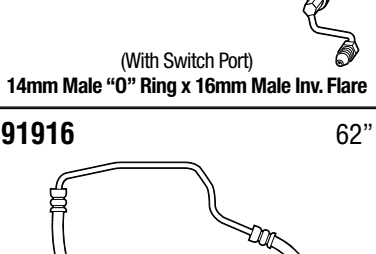
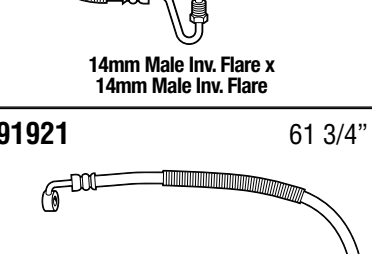
REPAIR
KITS

KIT
NUMER-
ICAL

ILLUS-
TRATIONS

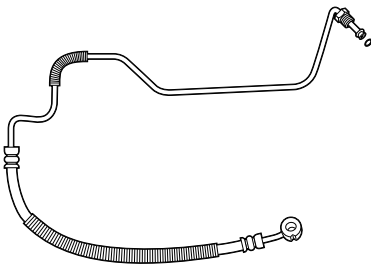
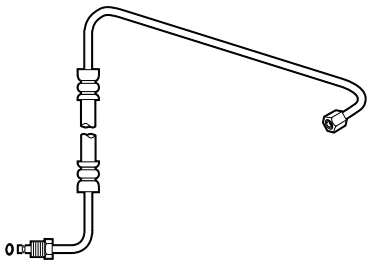
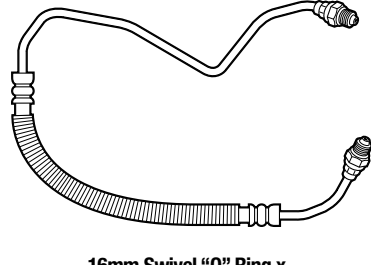
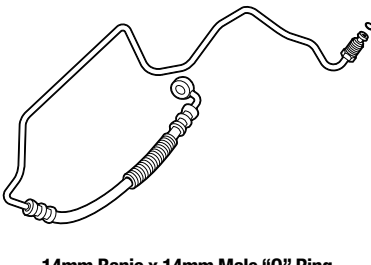
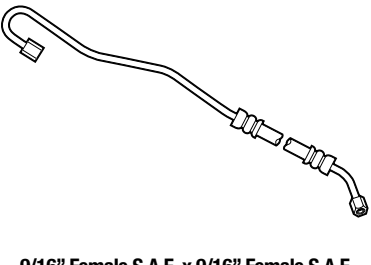
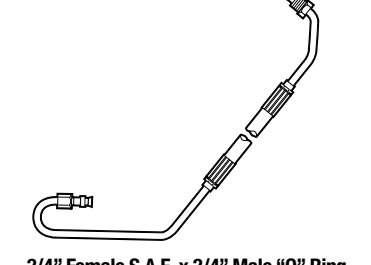
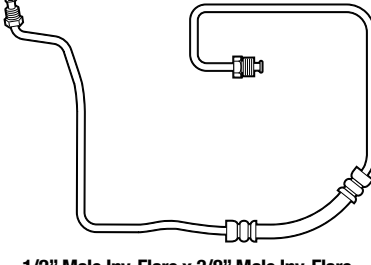
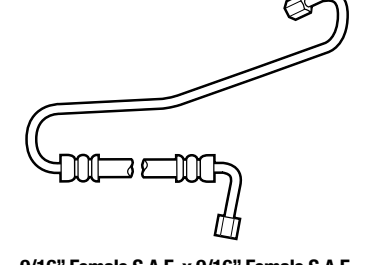
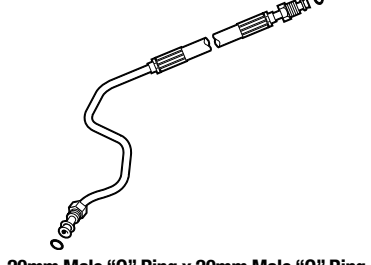
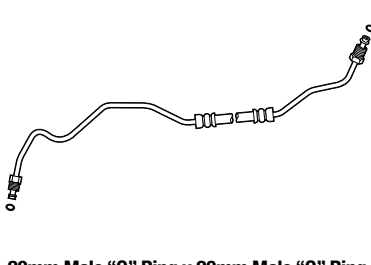
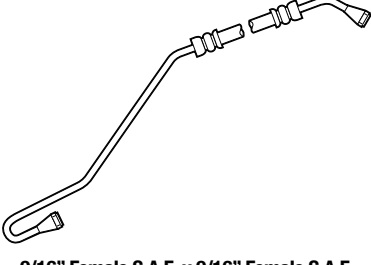
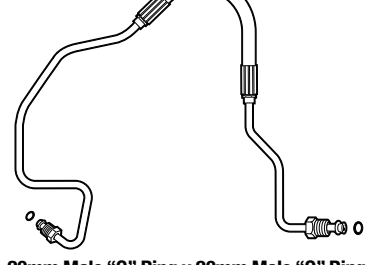
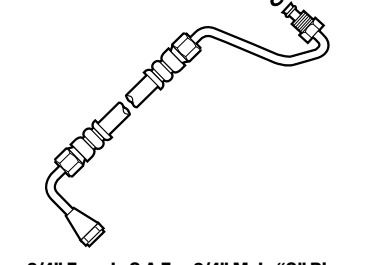
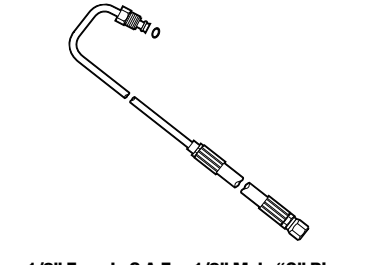
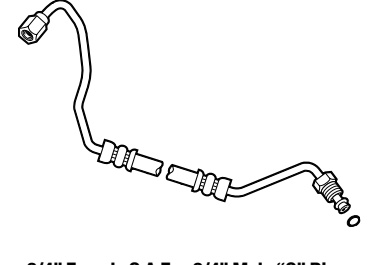
Pressure Hose Illustration Guide

SYSTEM PUMP & GEAR IDENT.
SYSTEM & COM- PONENT IDENT.
PASS. CARS
LIGHT TRUCKS
MEDIUM/ HEAVY TRUCKS
BUSES
HOSE NUMER- ICAL
REPAIR KITS
KIT NUMER- ICAL

91896  16mm Male "O" Ring x 18mm Male "O" Ring	56 3/4"	91902  12mm Male Captive "O" Ring x 14mm Male Inv. Flare	74 3/4"	91917  16mm Banjo x 16mm Male "O" Ring	65 5/8"
91897  16mm Male "O" Ring x 18mm Male "O" Ring	46 1/4"	91906  16mm Swivel "O" Ring x 16mm Swivel "O" Ring	58 1/2"	91918  14mm Male Inv. Flare x 16mm Male "O" Ring	64 3/4"
91898  7/16" Female Inv. Flare x 7/16" Male "O" Ring	88"	91908  16mm Banjo x 16mm Male Inv. Flare	52 5/8"	91919  16mm Female Inv. Flare x 16mm Male Inv. Flare	55 3/4"
91900  14mm Male Inv. Flare x 16mm Male Inv. Flare	61"	91910  (With Switch Port) 14mm Male "O" Ring x 16mm Male Inv. Flare	60"	91920  14mm Male Inv. Flare x 14mm Male Inv. Flare	69 1/4"
91901  14mm Male "O" Ring x 16mm Male Inv. Flare	59 3/4"	91916  5/16" Male Inv. Flare x 3/8" Female S.A.E.	62"	91921  14mm Banjo x 14mm Male "O" Ring	61 3/4"

ILLUSTRATIONS

Pressure Hose Illustration Guide

<p>91922 56 1/4"</p>  <p style="text-align: center;">14mm Banjo x 14mm Male "O" Ring</p>	<p>91927 37 7/8"</p>  <p style="text-align: center;">3/4" Female S.A.E. x 3/4" Male "O" Ring</p>	<p>91933 38 7/8"</p>  <p style="text-align: center;">16mm Swivel "O" Ring x 16mm Swivel "O" Ring</p>
<p>91923 70 1/4"</p>  <p style="text-align: center;">14mm Banjo x 14mm Male "O" Ring</p>	<p>91928 47 1/2"</p>  <p style="text-align: center;">9/16" Female S.A.E. x 9/16" Female S.A.E.</p>	<p>91941 46 1/2"</p>  <p style="text-align: center;">3/4" Female S.A.E. x 3/4" Male "O" Ring</p>
<p>91924 55 1/2"</p>  <p style="text-align: center;">1/2" Male Inv. Flare x 3/8" Male Inv. Flare</p>	<p>91930 33 5/8"</p>  <p style="text-align: center;">9/16" Female S.A.E. x 9/16" Female S.A.E.</p>	<p>91942 37 3/4"</p>  <p style="text-align: center;">20mm Male "O" Ring x 20mm Male "O" Ring</p>
<p>91925 32 7/8"</p>  <p style="text-align: center;">20mm Male "O" Ring x 20mm Male "O" Ring</p>	<p>91931 43 3/4"</p>  <p style="text-align: center;">9/16" Female S.A.E. x 9/16" Female S.A.E.</p>	<p>91943 58 3/4"</p>  <p style="text-align: center;">20mm Male "O" Ring x 20mm Male "O" Ring</p>
<p>91926 53 3/4"</p>  <p style="text-align: center;">3/4" Female S.A.E. x 3/4" Male "O" Ring</p>	<p>91932 54"</p>  <p style="text-align: center;">1/2" Female S.A.E. x 1/2" Male "O" Ring</p>	<p>91944 39 1/2"</p>  <p style="text-align: center;">3/4" Female S.A.E. x 3/4" Male "O" Ring</p>

SYSTEM
PUMP &
GEAR
IDENT.

SYSTEM &
COM-
PONENT
IDENT.

PASS.
CARS

LIGHT
TRUCKS

MEDIUM/
HEAVY
TRUCKS

BUSES

HOSE
NUMER-
ICAL

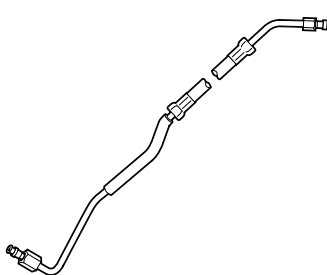
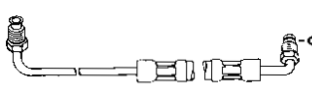
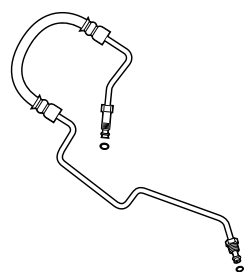
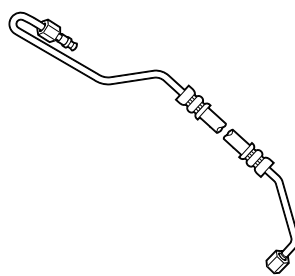
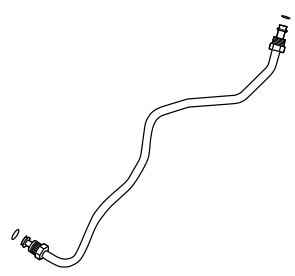
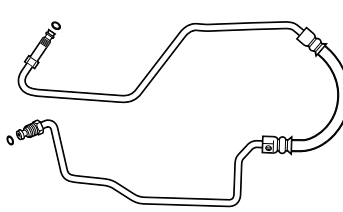
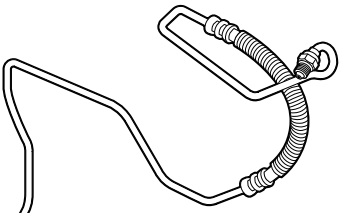
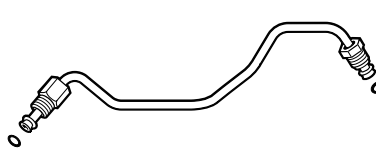
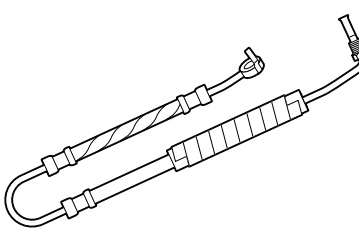
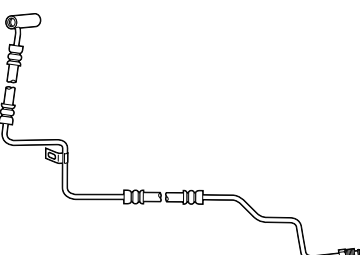
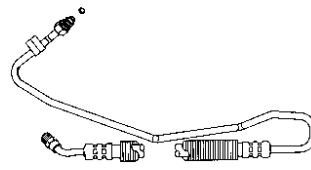
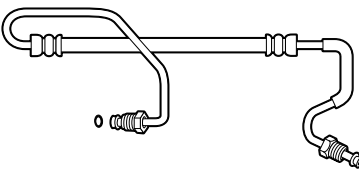
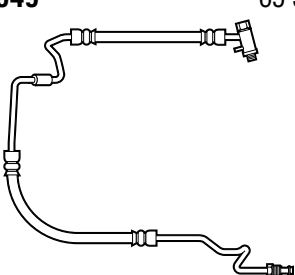
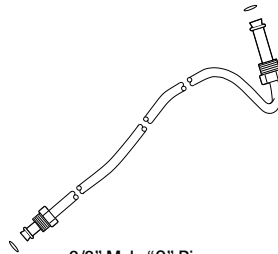

REPAIR
KITS

KIT
NUMER-
ICAL

ILLUST-
RATIONS

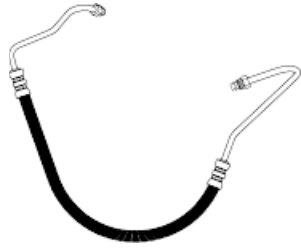
Pressure Hose Illustration Guide

SYSTEM PUMP & GEAR IDENT.
SYSTEM & COM- PONENT IDENT.
PASS. CARS
LIGHT TRUCKS
MEDIUM/ HEAVY TRUCKS
BUSES
HOSE NUMER- ICAL
REPAIR KITS
KIT NUMER- ICAL

91945  37 3/4"	91956  29 1/2" 5/16" Male Inv. Flare x 3/8" Swivel "O" Ring (Type I)	92008  47 1/2" 16mm Male "O" Ring x 18mm Male "O" Ring
91946  51 1/4" 3/4" Female S.A.E. x 9/16" Female S.A.E.	91957  20 1/8" 16mm Male "O" Ring x 16mm Male "O" Ring	92009  60 7/8" (With Switch Port) 16mm Male "O" Ring x 18mm Male "O" Ring
91947  96 1/4" 3/8" Swivel "O" Ring (Type I) x 16mm Swivel "O" Ring	91958  19 3/8" 16mm Male "O" Ring x 16mm Male "O" Ring	92013  38 1/2" 16mm Banjo x 16mm Male Inv. Flare
91948  62 3/4" 16mm Banjo x 18mm Male "O" Ring	91964  79 3/4" (With Switch Port) 5/16" Swivel "O" Ring (Type II) x 16mm Swivel "O" Ring	92023  45 3/4" 16mm Male "O" Ring x 18mm Male "O" Ring
91949  65 3/4" 16mm Banjo x 18mm Male "O" Ring	91995  27 7/8" 3/8" Male "O" Ring x 16mm Fixed Male S.A.E.	92030  69" 16mm Banjo x 18mm Male "O" Ring

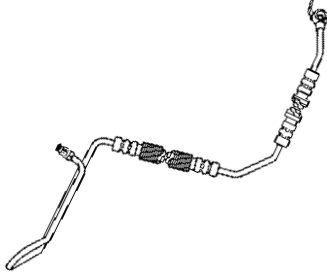
Pressure Hose Illustration Guide

92031 32"



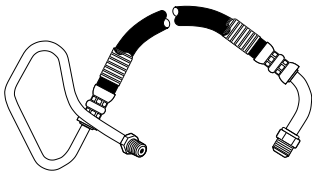
16mm Male "O" Ring x 18mm Male "O" Ring

92045 61 3/8"



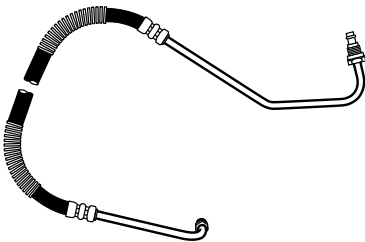
16mm Banjo x 16mm Male Inv. Flare

92067 52"



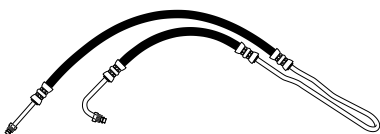
16mm Long Swivel "O" Ring x
16mm Swivel "O" Ring

92080 61 1/2"



16mm Male "O" Ring x 18mm Male "O" Ring

92140 65"



5/16" Male Inv. Flare x 16mm Male "O" Ring

SYSTEM
PUMP &
GEAR
IDENT.

SYSTEM &
COM-
PONENT
IDENT.

PASS.
CARS

LIGHT
TRUCKS

MEDIUM/
HEAVY
TRUCKS

BUSES

HOSE
NUMER-
ICAL

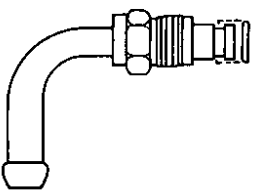
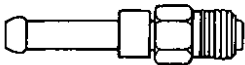
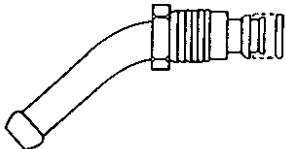
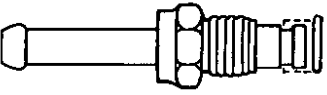
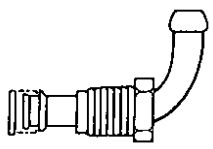
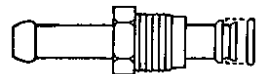
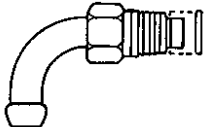
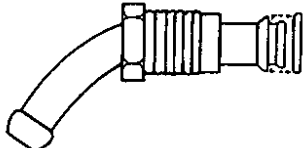
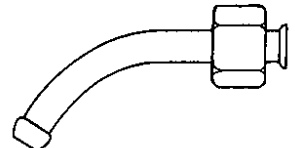
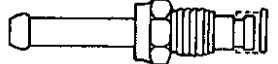
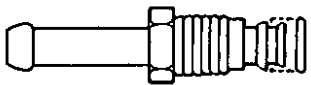

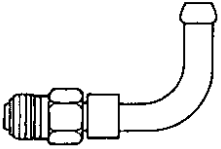
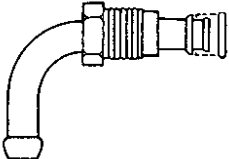
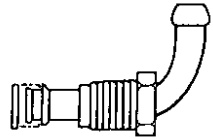
REPAIR
KITS

KIT
NUMER-
ICAL

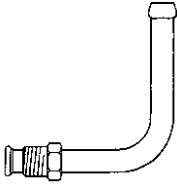

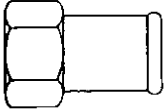
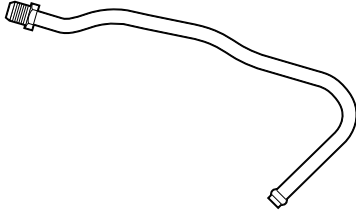
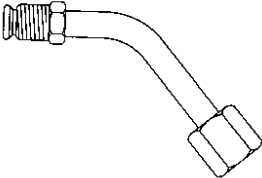

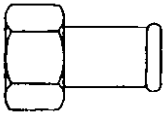
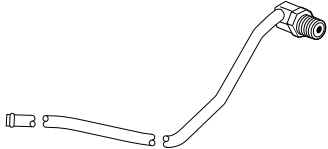

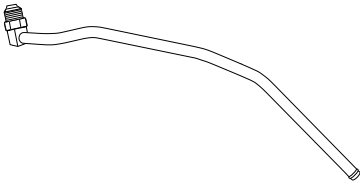
ILLUST-
RATIONS

End Fitting Numerical Illustration Guide

SYSTEM PUMP & GEAR IDENT.
SYSTEM & COM- PONENT IDENT.
PASS. CARS
LIGHT TRUCKS
MEDIUM/ HEAVY TRUCKS
BUSES
HOSE NUMER- ICAL
REPAIR KITS
KIT NUMER- ICAL

39100  3/8" Swivel "O" Ring (Type I) - 90° Elbow	39105  16mm Swivel "O" Ring (Type III) - Straight	39110  18mm "O" Ring - 45° Elbow
39101  3/8" Swivel "O" Ring (Type I) - Straight	39106  16mm "O" Ring - 90° Elbow	39111  18mm "O" Ring - Straight
39102  3/8" Swivel "O" Ring (Type II) - 90° Elbow	39107  16mm "O" Ring - 45° Elbow	39112  3/8" Female S.A.E. - 45° Elbow
39103  3/8" Swivel "O" Ring (Type II) - Straight	39108  16mm "O" Ring - Straight	39113  3/8" Male "O" Ring - Straight
39104  16mm Swivel "O" Ring (Type III) - 90° Elbow	39109  18mm "O" Ring - 90° Elbow	39114  3/8" Male "O" Ring - 90° Elbow

End Fitting Numerical Illustration Guide

<p>39135</p>  <p style="text-align: center;">3/8" Male Inv. Flare - 90° Elbow</p>	<p>39860</p>  <p style="text-align: center;">3/8" Male Inv. Flare</p>	
<p>39853</p>  <p style="text-align: center;">5/8" Hose Connector</p>	<p>39861</p>  <p style="text-align: center;">3/8" Male Inv. Flare</p>	
<p>39854</p>  <p style="text-align: center;">3/8" Male Inv. Flare x 1/2" Female S.A.E.</p>	<p>39862</p>  <p style="text-align: center;">3/8" Male Inv. Flare</p>	
<p>39858</p>  <p style="text-align: center;">1/2" Hose Connector</p>	<p>39863 16"</p>  <p style="text-align: center;">3/8" Swivel "O" Ring</p>	
<p>39859</p>  <p style="text-align: center;">3/8" Male Inv. Flare</p>	<p>39864 16"</p>  <p style="text-align: center;">3/8" Swivel "O" Ring</p>	

SYSTEM
PUMP &
GEAR
IDENT.

SYSTEM &
COM-
PONENT
IDENT.

PASS.
CARS

LIGHT
TRUCKS

MEDIUM/
HEAVY
TRUCKS

BUSES

HOSE
NUMER-
ICAL

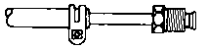
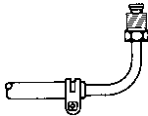
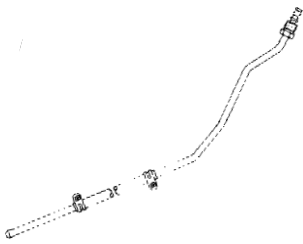

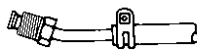

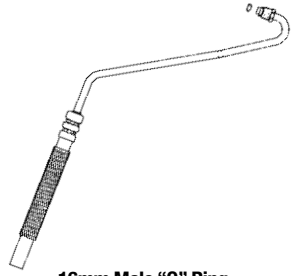


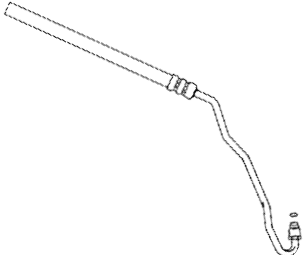
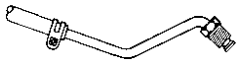
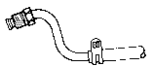
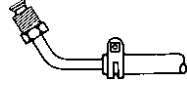
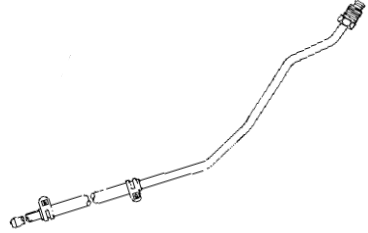
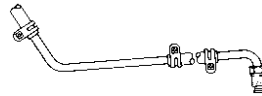
REPAIR
KITS

KIT
NUMER-
ICAL

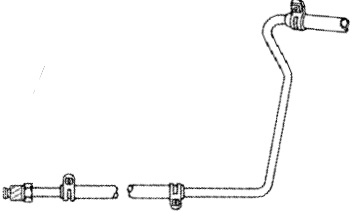
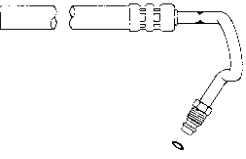



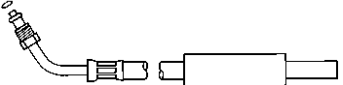


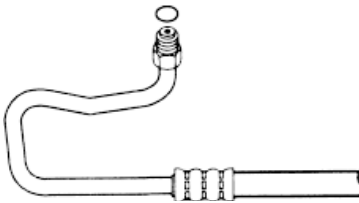

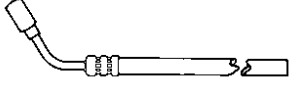
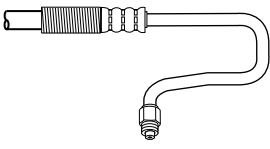
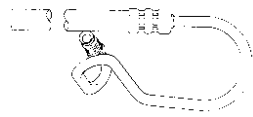

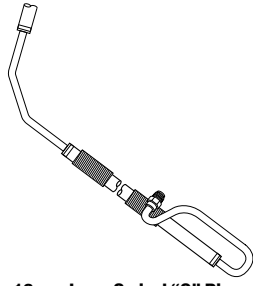
ILLUST-
RATIONS

Return Hose Illustration Guide

SYSTEM PUMP & GEAR IDENT.
SYSTEM & COM- PONENT IDENT.
PASS. CARS
LIGHT TRUCKS
MEDIUM/ HEAVY TRUCKS
BUSES
HOSE NUMER- ICAL
REPAIR KITS
KIT NUMER- ICAL

70177  3/8" Male Inv. Flare	24 1/2" 70551  3/8" Male Inv. Flare	36 3/8" 70737  3/8" Male "O" Ring	61 1/2"
70410  16mm Male "O" Ring	20 3/4" 70629  3/8" Male Inv. Flare	32 1/4" 70958  3/8" Male Inv. Flare	25 1/2"
70441  16mm Male "O" Ring	30 5/8" 70642  3/8" Male Inv. Flare	51 1/4" 70962  3/8" Male Inv. Flare	24 1/2"
70442  16mm Male "O" Ring	31 3/4" 70643  3/8" Male Inv. Flare	34 1/4" 70979  3/8" Male Inv. Flare	26"
70518  3/8" Male Inv. Flare	26 3/8" 70656  3/8" Male Inv. Flare	61 7/16" 70991  3/8" Male Inv. Flare	49"

Return Hose Illustration Guide

<p>70996 44 1/2"</p>  <p style="text-align: center;">3/8" Male Inv. Flare</p>	<p>71319 20 7/16"</p>  <p style="text-align: center;">16mm Male "O" Ring</p>	<p>71417 17 1/2"</p>  <p style="text-align: center;">16mm Male "O" Ring</p>
<p>71007 28"</p>  <p style="text-align: center;">3/8" Swivel "O" Ring (Type I)</p>	<p>71320 23 15/16"</p>  <p style="text-align: center;">16mm Male "O" Ring</p>	<p>71798 32"</p>  <p style="text-align: center;">16mm Male "O" Ring</p>
<p>71116 28 3/4"</p>  <p style="text-align: center;">3/8" Swivel "O" Ring (Type II)</p>	<p>71322 20 3/4"</p>  <p style="text-align: center;">16mm Male "O" Ring</p>	<p>80019 31 3/4"</p>  <p style="text-align: center;">3/8" Swivel "O" Ring (Type II) x 3/8" I.D. Hose</p>
<p>71155 29"</p>  <p style="text-align: center;">3/8" Swivel "O" Ring (Type I)</p>	<p>71381 16 5/8"</p>  <p style="text-align: center;">14mm Banjo</p>	<p>80020 31 3/8"</p>  <p style="text-align: center;">3/8" Swivel "O" Ring (Type II)</p>
<p>71291 27 3/16"</p>  <p style="text-align: center;">3/8" Male Inv. Flare</p>	<p>71413 33 1/8"</p>  <p style="text-align: center;">16mm Male "O" Ring</p>	<p>80021 52 1/4"</p>  <p style="text-align: center;">16mm Long Swivel "O" Ring</p>

SYSTEM
PUMP &
GEAR
IDENT.

SYSTEM &
COM-
PONENT
IDENT.

PASS.
CARS

LIGHT
TRUCKS

MEDIUM/
HEAVY
TRUCKS

BUSES

HOSE
NUMER-
ICAL

REPAIR
KITS

KIT
NUMER-
ICAL

ILLUST-
RATIONS

Return Hose Illustration Guide

SYSTEM
PUMP &
GEAR
IDENT.

SYSTEM &
COM-
PONENT
IDENT.

PASS.
CARS

LIGHT
TRUCKS

MEDIUM/
HEAVY
TRUCKS


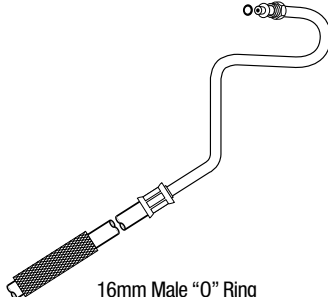
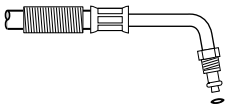

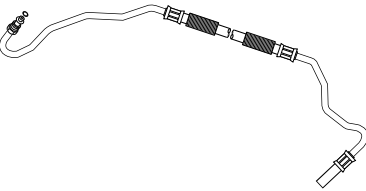
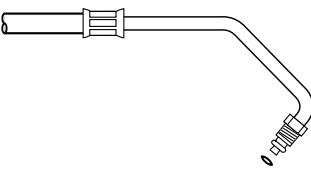

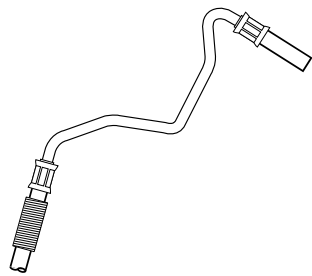
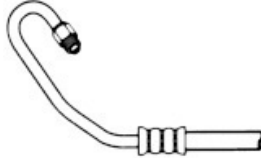
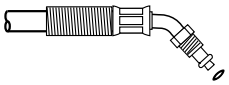
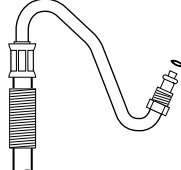
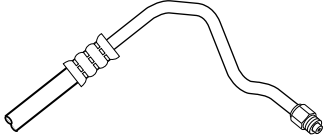
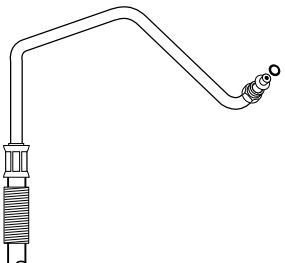
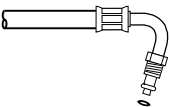
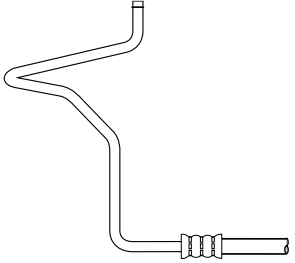
BUSES

HOSE
NUMER-
ICAL

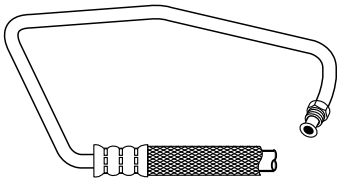
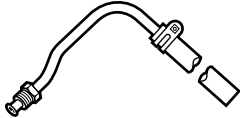
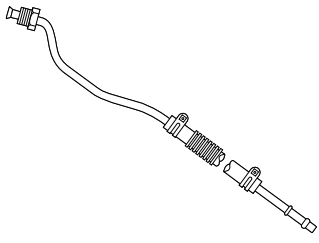
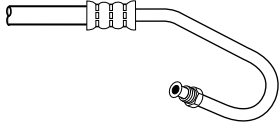
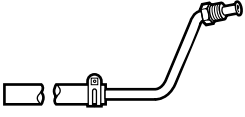
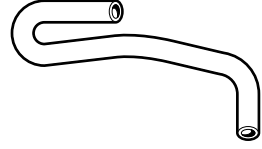
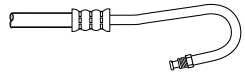
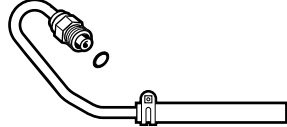
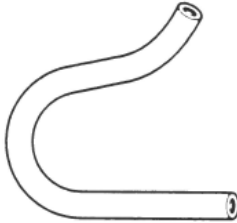
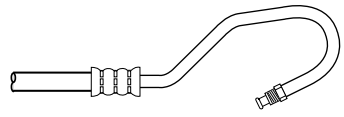
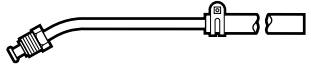
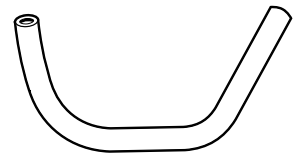

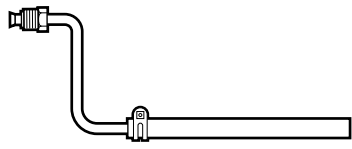

REPAIR
KITS

KIT
NUMER-
ICAL

ILLUST-
RATIONS

80023  3/8" Male Inv. Flare	51"	80039  16mm Male "O" Ring	57 3/4"	80052  16mm Male "O" Ring	26"
80030  3/8" Male "O" Ring	50"	80042  16mm Swivel "O" Ring	43"	80054  16mm Male "O" Ring	27 1/4"
80031  3/8" Male Inv. Flare	48"	80043  3/8" I.D. Hose x 3/8" I.D. Hose	36 1/2"	80082  5/16" Long Swivel "O" Ring x 3/8" Swivel "O" Ring	17 1/2"
80037  16mm Male "O" Ring	15 3/4"	80046  16mm Male "O" Ring	21 1/4"	80083  3/8" Swivel "O" Ring	22 5/8"
80038  16mm Male "O" Ring	34 1/4"	80047  16mm Male "O" Ring	18"	80084  3/8" Beaded Tube x 3/8" I.D. Hose	30 3/4"

Return Hose Illustration Guide

<p>80085 30 1/8"</p>  <p>3/8" Male Inv. Flare</p>	<p>80113 51 3/4"</p>  <p>3/8" Male Inv. Flare</p>	<p>80159 33"</p>  <p>3/8" Male Inv. Flare</p>
<p>80089 27"</p>  <p>3/8" Male Inv. Flare</p>	<p>80114 39"</p>  <p>3/8" Male Inv. Flare</p>	<p>80163 20 1/4"</p>  <p>5/8" I.D. Molded Reservoir Return Hose</p>
<p>80090 20 1/2"</p>  <p>3/8" Male Inv. Flare</p>	<p>80145 15 3/8"</p>  <p>16mm Swivel "O" Ring</p>	<p>80164 11 1/2"</p>  <p>5/8" I.D. Molded Reservoir Return Hose</p>
<p>80091 25 1/2"</p>  <p>3/8" Male Inv. Flare</p>	<p>80154 36"</p>  <p>3/8" Male Inv. Flare</p>	<p>80165 12"</p>  <p>5/8" I.D. Molded Reservoir Return Hose</p>
<p>80095 18 1/2"</p>  <p>16mm Male Inv. Flare</p>	<p>80156 17 1/8"</p>  <p>3/8" Male Inv. Flare</p>	<p>80166 13"</p>  <p>9/16" x 11/16" I.D. Molded Reservoir Return Hose</p>

SYSTEM
PUMP &
GEAR
IDENT.

SYSTEM &
COM-
PONENT
IDENT.

PASS.
CARS

LIGHT
TRUCKS

MEDIUM/
HEAVY
TRUCKS

BUSES

HOSE
NUMER-
ICAL

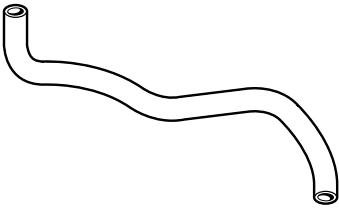
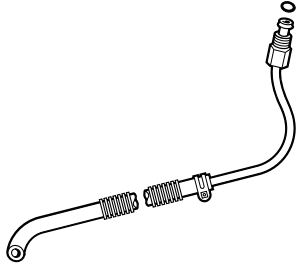
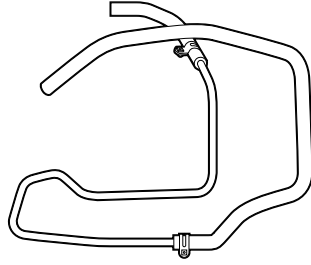

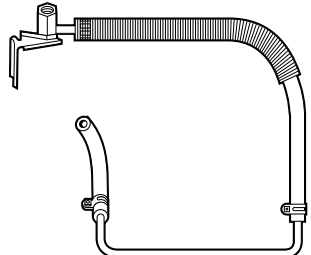
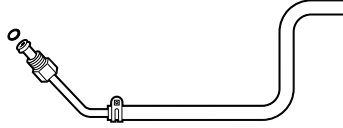

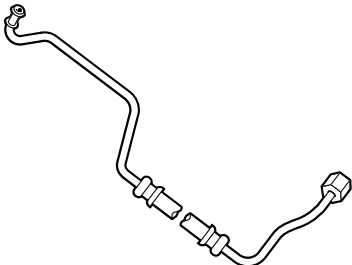
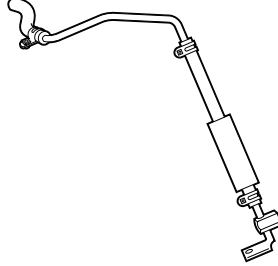
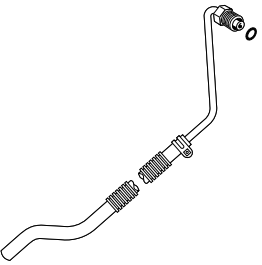
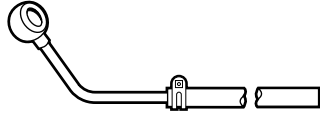
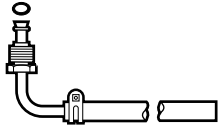
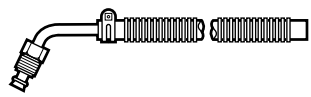
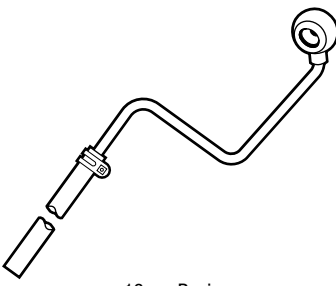

REPAIR
KITS

KIT
NUMER-
ICAL

ILLUST-
RATIONS


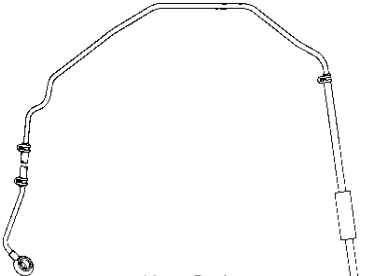
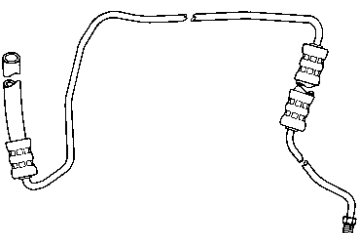
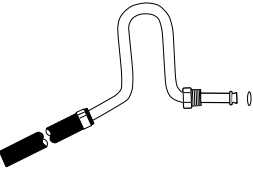
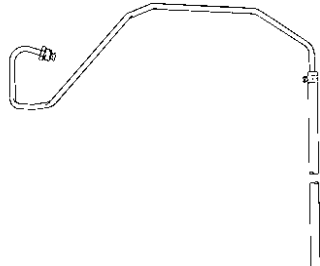
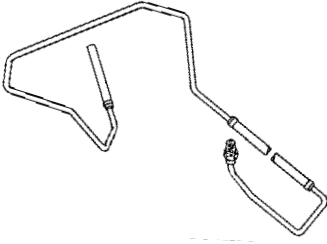
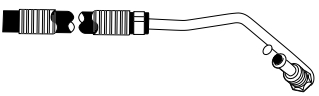
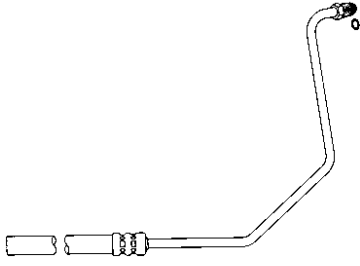
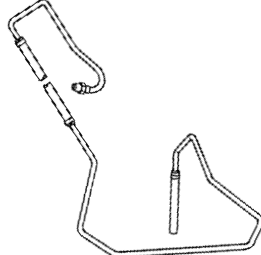

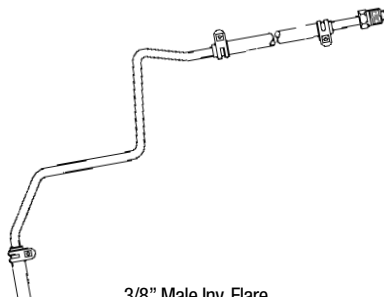
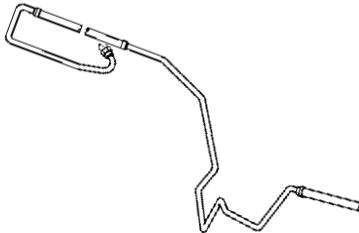
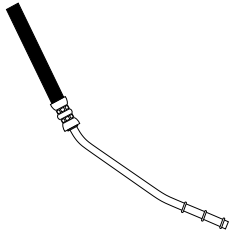

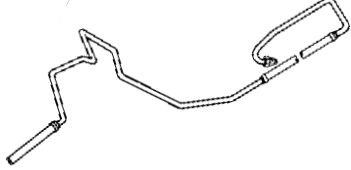
Return Hose Illustration Guide

SYSTEM PUMP & GEAR IDENT.
SYSTEM & COM- PONENT IDENT.
PASS. CARS
LIGHT TRUCKS
MEDIUM/ HEAVY TRUCKS
BUSES
HOSE NUMER- ICAL
REPAIR KITS
KIT NUMER- ICAL

80167  7/16" I.D. Molded Reservoir Return Hose	13 1/2"	80176  16mm Male "O" Ring	36 1/4"	80185  3/8" I.D. Hose x 3/8" I.D. Hose	55 1/4"
80168  5/8" I.D. Molded Reservoir Return Hose	20 3/4"	80177  14mm Female Inv. Flare	37"	80187  16mm Male "O" Ring	17 3/4"
80169  3/8" I.D. Molded Reservoir Return Hose	27"	80180  16mm Female Inv. Flare	32 1/2"	80192  16mm Female Inv. Flare	40"
80170  16mm Male "O" Ring	26"	80182  16mm Banjo	18"	80194  16mm Male "O" Ring	39 1/4"
80175  16mm Male "O" Ring	74 1/4"	80183  16mm Banjo	34"	80211  3/4" Female Inv. Flare	22 1/2"

ILLUSTRATIONS

Return Hose Illustration Guide

<p>80220 32 1/2"</p>  <p>5/8" I.D. Molded Reservoir Return Hose</p>	<p>91482 68"</p>  <p>16mm Banjo</p>	<p>91617 72 3/4"</p>  <p>16mm Male Inv. Flare</p>
<p>80222 22 1/2"</p>  <p>3/8" Male Inv. Flare</p>	<p>91514 57 3/4"</p>  <p>16mm Male Inv. Flare</p>	<p>91639 71 3/4"</p>  <p>16mm Swivel "O" Ring</p>
<p>80259 29"</p>  <p>16mm Male "O" Ring</p>	<p>91551 26 13/16"</p>  <p>16mm Male "O" Ring</p>	<p>91640 71 3/4"</p>  <p>3/8" Swivel "O" Ring (Type II)</p>
<p>80344 41"</p>  <p>16mm Male "O" Ring x 3/8" I.D. Hose</p>	<p>91584 52"</p>  <p>3/8" Male Inv. Flare</p>	<p>91641 79 5/8"</p>  <p>16mm Swivel "O" Ring</p>
<p>80354 15 1/4"</p>  <p>3/8" Beaded Tube x 3/8" I.D. Hose</p>	<p>91598 49 1/4"</p>  <p>16mm Male "O" Ring</p>	<p>91642 79 5/8"</p>  <p>3/8" Swivel "O" Ring (Type II)</p>

SYSTEM
PUMP &
GEAR
IDENT.

SYSTEM &
COM-
PONENT
IDENT.

PASS.
CARS

LIGHT
TRUCKS

MEDIUM/
HEAVY
TRUCKS

BUSES

HOSE
NUMER-
ICAL

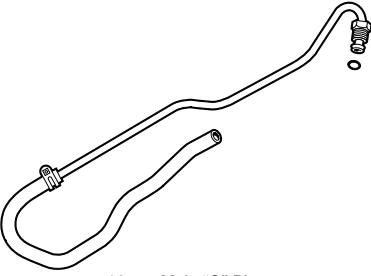
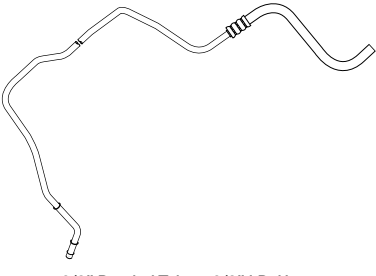
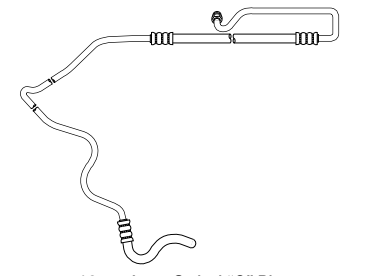
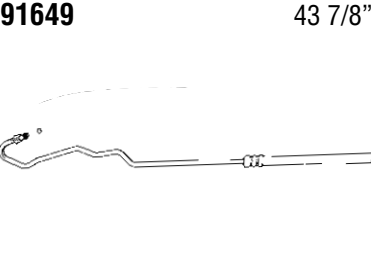
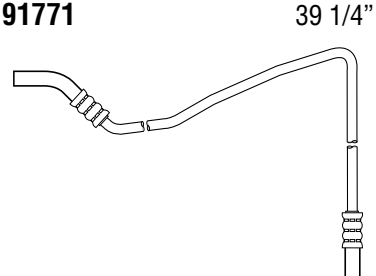
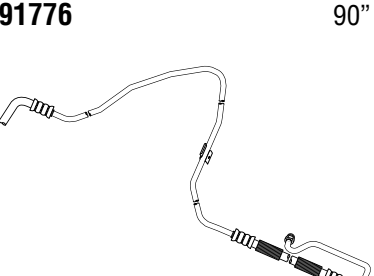

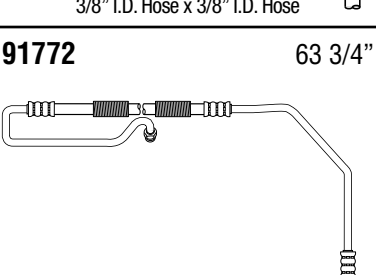
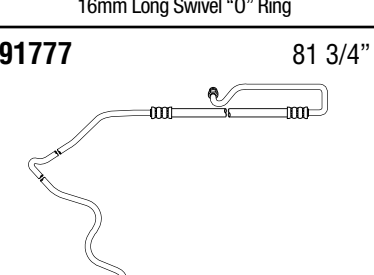
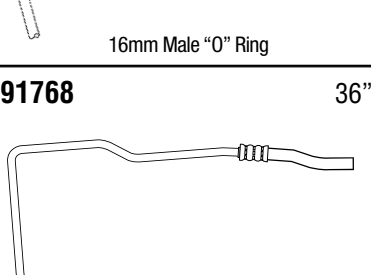
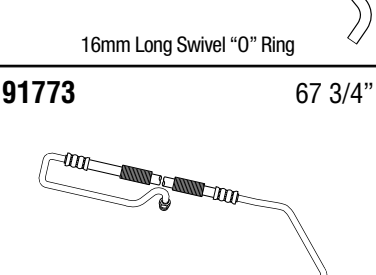
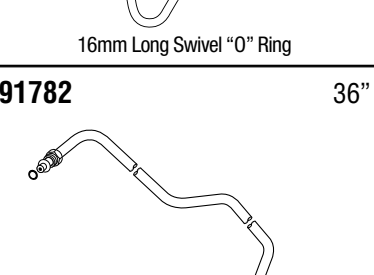
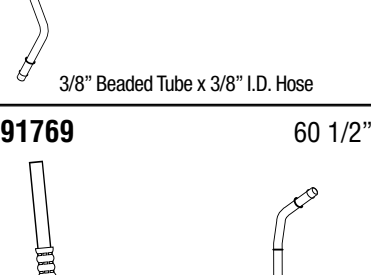
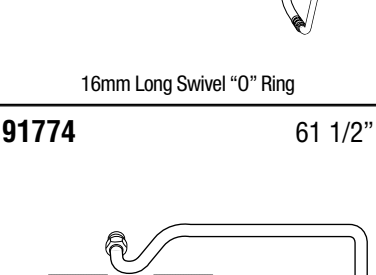
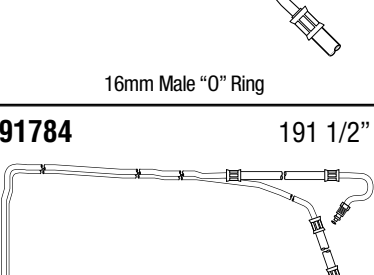
REPAIR
KITS

KIT
NUMER-
ICAL

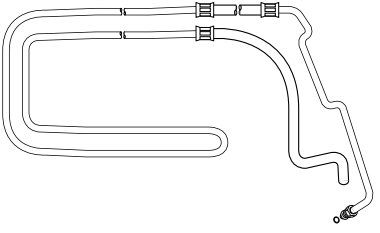
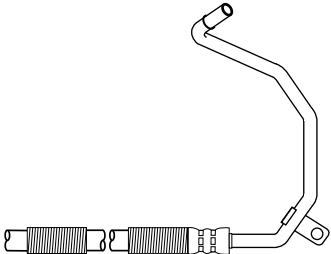
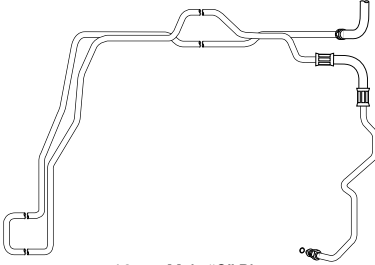
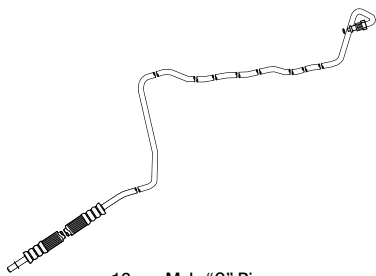
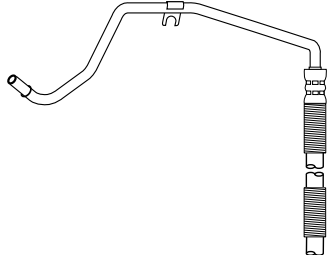
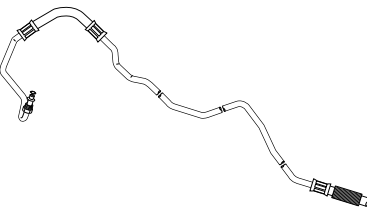
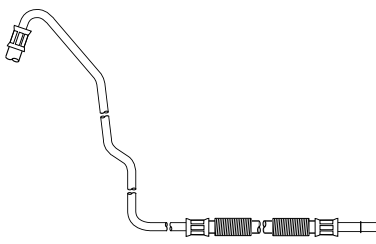
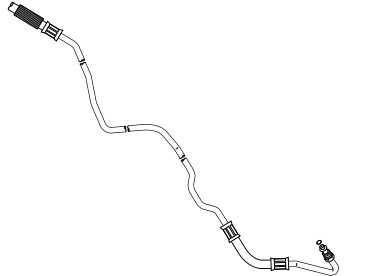
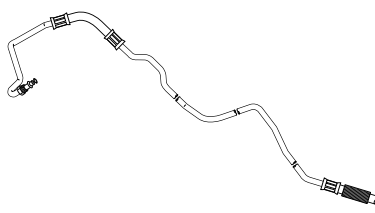
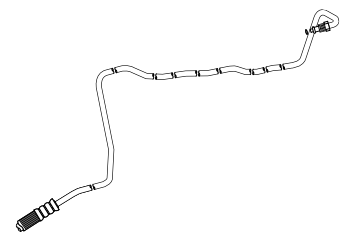
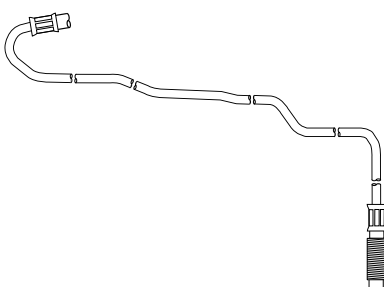
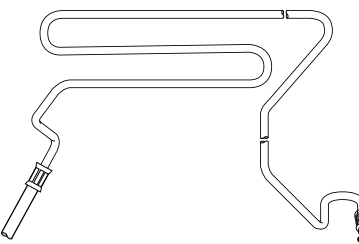
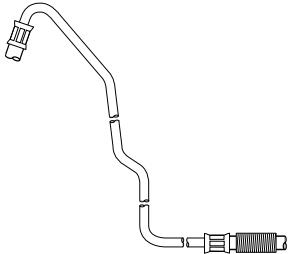
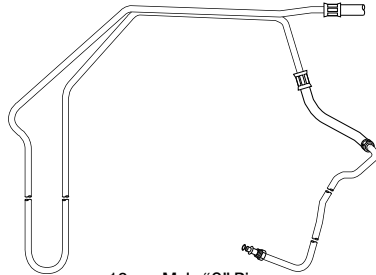
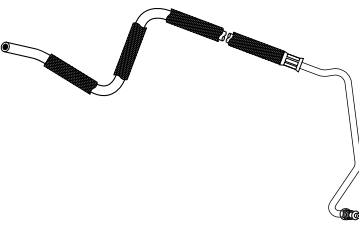
ILLUS-
TRATIONS

Return Hose Illustration Guide

SYSTEM PUMP & GEAR IDENT.
SYSTEM & COM- PONENT IDENT.
PASS. CARS
LIGHT TRUCKS
MEDIUM/ HEAVY TRUCKS
BUSES
HOSE NUMER- ICAL
REPAIR KITS
KIT NUMER- ICAL

91648  16mm Male "O" Ring	91770  3/8" Beaded Tube x 3/8" I.D. Hose	91775  16mm Long Swivel "O" Ring
91649  16mm Male "O" Ring x 3/8" I.D. Hose	91771  3/8" I.D. Hose x 3/8" I.D. Hose	91776  16mm Long Swivel "O" Ring
91663  16mm Male "O" Ring	91772  16mm Long Swivel "O" Ring	91777  16mm Long Swivel "O" Ring
91768  3/8" Beaded Tube x 3/8" I.D. Hose	91773  16mm Long Swivel "O" Ring	91782  16mm Male "O" Ring
91769  3/8" Beaded Tube x 3/8" I.D. Hose	91774  16mm Long Swivel "O" Ring	91784  16mm Swivel "O" Ring

Return Hose Illustration Guide

<p>91785 190 1/4"</p>  <p>16mm Male "O" Ring</p>	<p>91790 62 1/2"</p>  <p>3/8" Beaded Tube x 3/8" I.D. Hose</p>	<p>91795 67 3/4"</p>  <p>16mm Male "O" Ring</p>
<p>91786 67"</p>  <p>16mm Male "O" Ring</p>	<p>91791 64 1/2"</p>  <p>3/8" Beaded Tube x 3/8" I.D. Hose</p>	<p>91799 67 1/4"</p>  <p>16mm Male "O" Ring</p>
<p>91787 63 3/4"</p>  <p>3/8" Beaded Tube x 3/8" I.D. Hose</p>	<p>91792 65 3/4"</p>  <p>16mm Male "O" Ring</p>	<p>91800 67 3/8"</p>  <p>16mm Male "O" Ring</p>
<p>91788 71"</p>  <p>16mm Male "O" Ring</p>	<p>91793 78 1/4"</p>  <p>3/8" I.D. Hose x 3/8" I.D. Hose</p>	<p>91802 106 7/8"</p>  <p>16mm Swivel "O" Ring</p>
<p>91789 76 1/2"</p>  <p>3/8" I.D. Hose x 3/8" I.D. Hose</p>	<p>91794 152 1/2"</p>  <p>16mm Male "O" Ring</p>	<p>91803 50 1/2"</p>  <p>16mm Male "O" Ring</p>

SYSTEM
PUMP &
GEAR
IDENT.

SYSTEM &
COM-
PONENT
IDENT.

PASS.
CARS

LIGHT
TRUCKS

MEDIUM/
HEAVY
TRUCKS

BUSES

HOSE
NUMER-
ICAL

REPAIR
KITS

KIT
NUMER-
ICAL

ILLUST-
RATIONS

Return Hose Illustration Guide

SYSTEM
PUMP &
GEAR
IDENT.

SYSTEM &
COM-
PONENT
IDENT.

PASS.
CARS

LIGHT
TRUCKS

MEDIUM/
HEAVY
TRUCKS

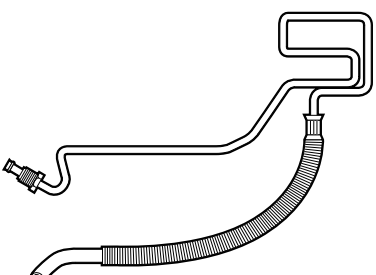
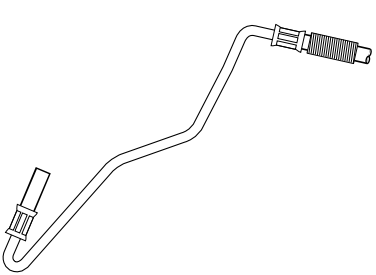
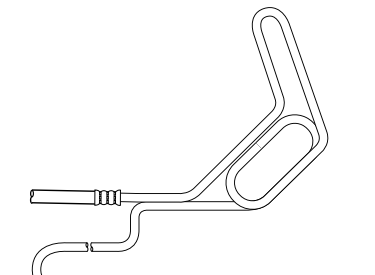
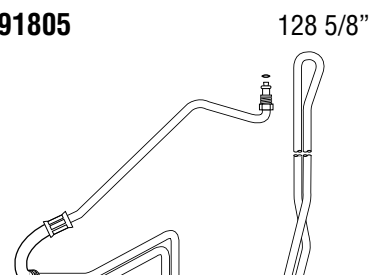
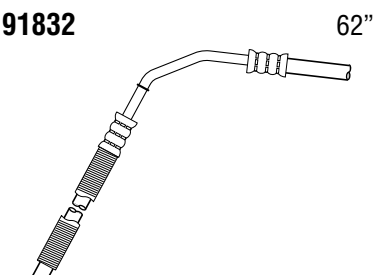
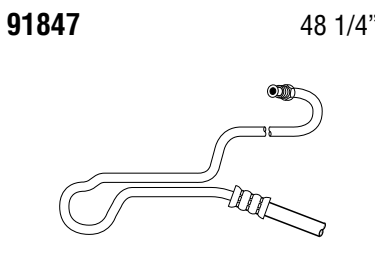
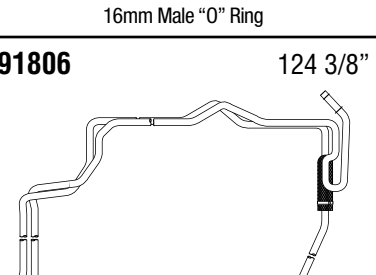
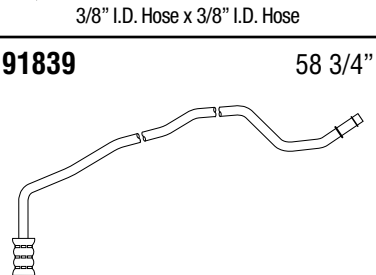
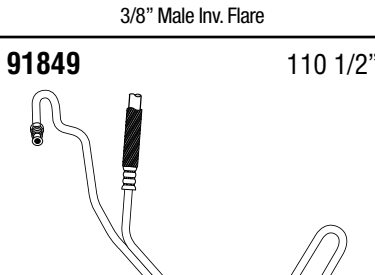
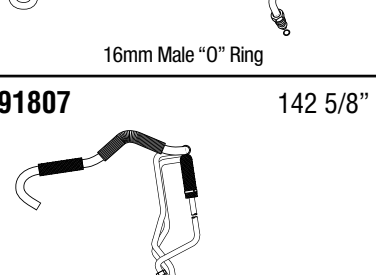
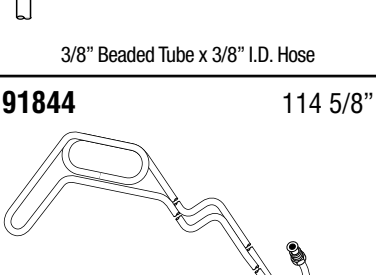
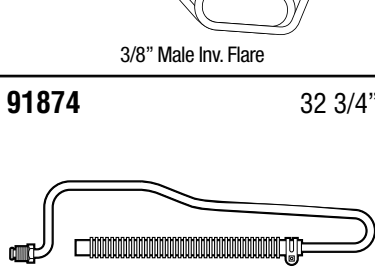
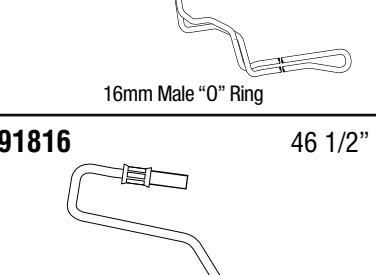
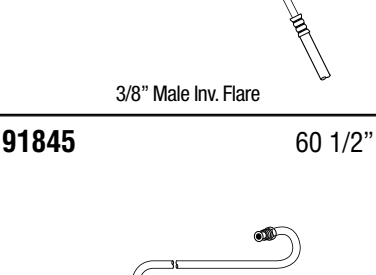
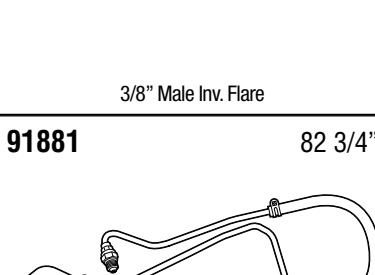
BUSES

HOSE
NUMER-
ICAL

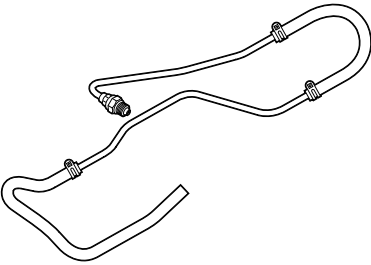
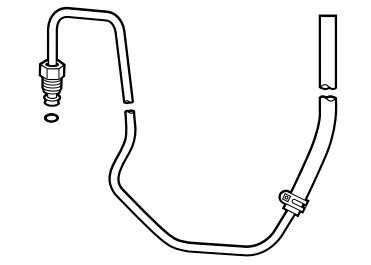
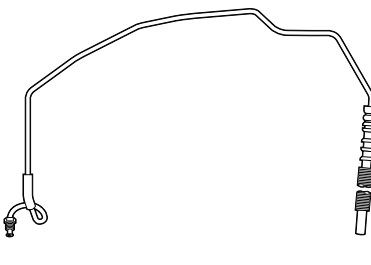
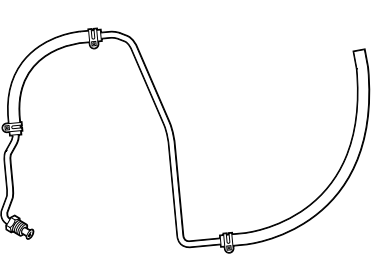
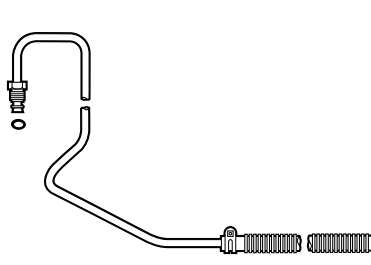
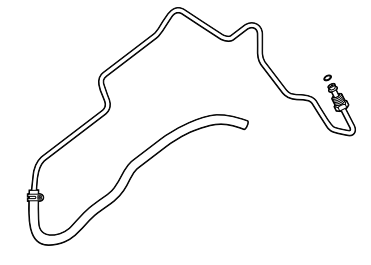
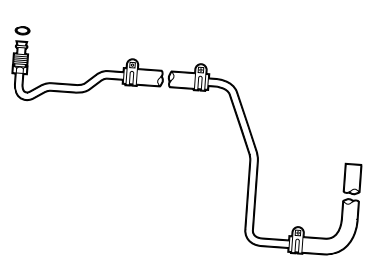
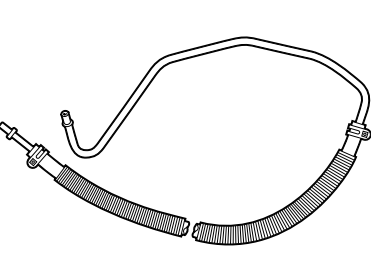
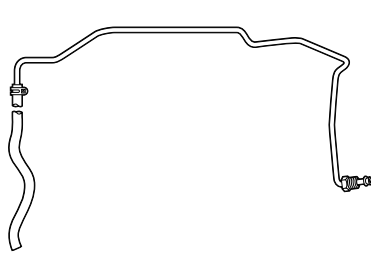
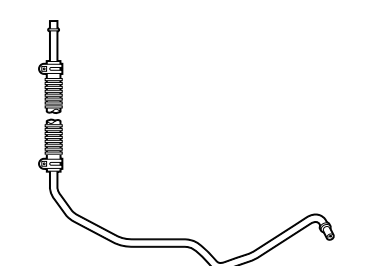
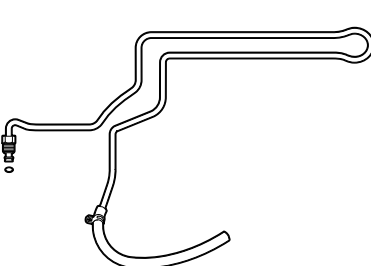
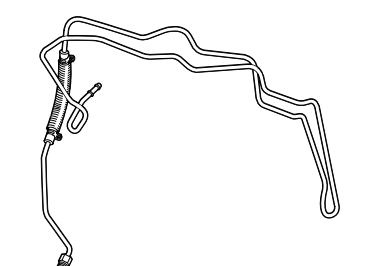
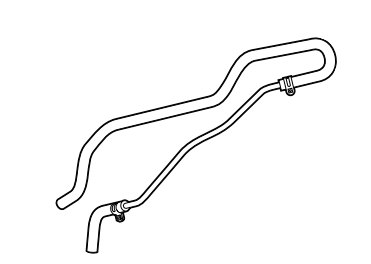
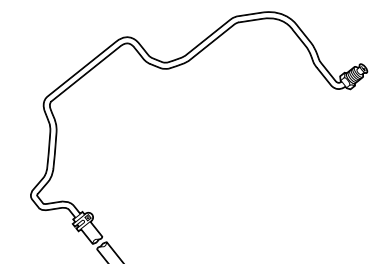
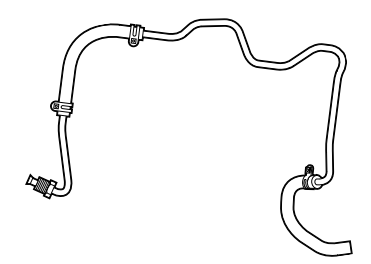
REPAIR
KITS

KIT
NUMER-
ICAL

ILLUST-
RATIONS

91804	71"	91818	39 1/4"	91846	104 1/4"
	16mm Male "O" Ring		3/8" I.D. Hose x 3/8" I.D. Hose		3/8" Male Inv. Flare
91805	128 5/8"	91832	62"	91847	48 1/4"
	16mm Male "O" Ring		3/8" I.D. Hose x 3/8" I.D. Hose		3/8" Male Inv. Flare
91806	124 3/8"	91839	58 3/4"	91849	110 1/2"
	16mm Male "O" Ring		3/8" Beaded Tube x 3/8" I.D. Hose		3/8" Male Inv. Flare
91807	142 5/8"	91844	114 5/8"	91874	32 3/4"
	16mm Male "O" Ring		3/8" Male Inv. Flare		3/8" Male Inv. Flare
91816	46 1/2"	91845	60 1/2"	91881	82 3/4"
	3/8" I.D. Hose x 3/8" I.D. Hose		3/8" Male Inv. Flare		16mm Swivel "O" Ring

Return Hose Illustration Guide

<p>91882 77 1/4"</p>  <p>16mm Swivel "O" Ring</p>	<p>91890 41 3/8"</p>  <p>16mm Male "O" Ring</p>	<p>91905 69 3/4"</p>  <p>16mm Male Inv. Flare</p>
<p>91884 45 3/8"</p>  <p>3/8" Male Inv. Flare</p>	<p>91891 52 3/8"</p>  <p>16mm Male "O" Ring</p>	<p>91907 73 3/4"</p>  <p>16mm Male "O" Ring</p>
<p>91885 54 1/4"</p>  <p>3/8" Male "O" Ring</p>	<p>91892 55 3/8"</p>  <p>3/8" Beaded Tube x 3/8" Beaded Tube</p>	<p>91909 66 1/4"</p>  <p>16mm Male "O" Ring</p>
<p>91887 54 1/4"</p>  <p>3/8" Beaded Tube x 3/8" Beaded Tube</p>	<p>91899 87 1/4"</p>  <p>16mm Male "O" Ring</p>	<p>91911 122 1/2"</p>  <p>16mm Male "O" Ring</p>
<p>91888 39 1/2"</p>  <p>3/8" I.D. Hose x 3/8" I.D. Hose</p>	<p>91904 62"</p>  <p>16mm Male Inv. Flare</p>	<p>91912 52"</p>  <p>3/8" Male Inv. Flare x 3/8" I.D. Hose</p>

SYSTEM
PUMP &
GEAR
IDENT.

SYSTEM &
COM-
PONENT
IDENT.

PASS.
CARS

LIGHT
TRUCKS

MEDIUM/
HEAVY
TRUCKS

BUSES

HOSE
NUMER-
ICAL

REPAIR
KITS

KIT
NUMER-
ICAL

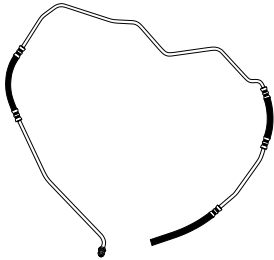
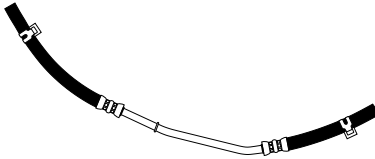
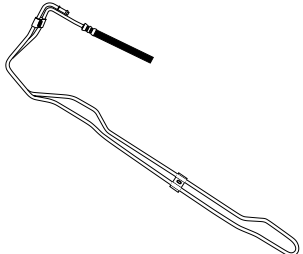
ILLUST-
RATIONS

Return Hose Illustration Guide

SYSTEM PUMP & GEAR IDENT.
SYSTEM & COMPONENT IDENT.
PASS. CARS
LIGHT TRUCKS
MEDIUM/HEAVY TRUCKS
BUSES
HOSE NUMERICAL
REPAIR KITS
KIT NUMERICAL

<p>91913 132 3/4"</p> <p>16mm Male "O" Ring</p>	<p>91938 75 3/4"</p> <p>3/8" Beaded Tube</p>	<p>92065 83 1/4"</p> <p>16mm Male "O" Ring</p>
<p>91914 72 1/4"</p> <p>16mm Swivel "O" Ring</p>	<p>91939 139 3/4"</p> <p>16mm Male "O" Ring</p>	<p>92074 72 3/4"</p> <p>16mm Male "O" Ring</p>
<p>91915 201 3/8"</p> <p>16mm Male "O" Ring</p>	<p>91959 101 1/2"</p> <p>16mm Male "O" Ring</p>	<p>92075 51 3/8"</p> <p>3/8" Beaded Tube x 11/32" I.D. Hose</p>
<p>91936 142 1/2"</p> <p>16mm Male "O" Ring</p>	<p>92002 62 1/2"</p> <p>3/8" I.D. Hose x 3/8" I.D. Hose</p>	<p>92097 53"</p> <p>16mm Male "O" Ring x 3/8" I.D. Hose</p>
<p>91937 125 1/4"</p> <p>16mm Male "O" Ring</p>	<p>92003 34"</p> <p>3/8" Beaded Tube x 3/8" I.D. Hose</p>	<p>92126 63 1/4"</p> <p>16mm Long Swivel "O" Ring x 3/8" Beaded Tube</p>

Return Hose Illustration Guide

<p>92127 84 1/2"</p>  <p>16mm Long Swivel "O" Ring x 3/8" I.D. Hose</p>
<p>92128 22"</p>  <p>3/8" I.D. Hose x 3/8" I.D. Hose</p>
<p>92129 102 1/4"</p>  <p>3/8" Beaded Tube x 3/8" I.D. Hose</p>

SYSTEM
PUMP &
GEAR
IDENT.

SYSTEM &
COM-
PONENT
IDENT.

PASS.
CARS

LIGHT
TRUCKS

MEDIUM/
HEAVY
TRUCKS

BUSES

HOSE
NUMER-
ICAL

REPAIR
KITS

KIT
NUMER-
ICAL

ILLUST-
RATIONS

Bulk Return Hose Numerical Listing

SYSTEM PUMP & GEAR IDENT.

C.P.E. Return Hose (Chlorinated Polyethylene)	S.A.E J189 Return Hose (11/32")	Reservoir Hose
--	--	-----------------------

Burst Strength: 1000 psi
Oil Temp. (°F): 300 ±5
Ambient Temp. (°F): 300 ±10

Burst Strength: 1000 psi
Oil Temp. (°F): 300 ±5
Ambient Temp. (°F): 275 ±10

Burst Strength: 500 psi
Oil Temp. (°F): 212
Ambient Temp. (°F): 200



SYSTEM & COMPONENT IDENT.

Part No.	Hose I.D.	Hose Lgth
71350	3/8"	25'
81352	3/8"	48"

Part No.	Hose I.D.	Hose Lgth
80062	11/32"	12"
80063	11/32"	24"
80064	11/32"	36"
81353	11/32"	25'

Part No.	Hose I.D.	Hose Lgth
71207	5/8"	42"
81355	5/8"	10'

PASS. CARS

S.A.E. J189 Return Hose (3/8")	Reservoir Hose
---------------------------------------	-----------------------

LIGHT TRUCKS

Burst Strength: 1000 psi
Oil Temp. (°F): 275
Ambient Temp. (°F): 275 ±10

Burst Strength: 1000 psi
Oil Temp. (°F): 212
Ambient Temp. (°F): 158

Burst Strength: 175 psi
Oil Temp. (°F): 275
Ambient Temp. (°F): 275



MEDIUM/HEAVY TRUCKS

Part No.	Hose I.D.	Hose Lgth
71206	3/8"	25"
71224	3/8"	48"
71236	3/8"	24"
81206	3/8"	36'

Part No.	Hose I.D.	Hose Lgth
71296	1/2"	36"
71297	3/4"	36"
81354	1/2"	10'
81356	3/4"	10'

Part No.	Hose I.D.	Hose Lgth
71351	5/8"	36"

BUSES


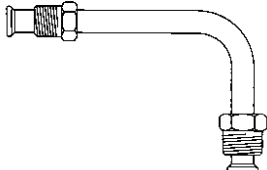
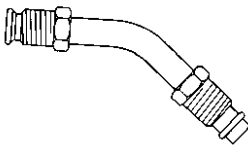
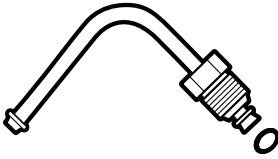
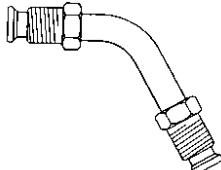
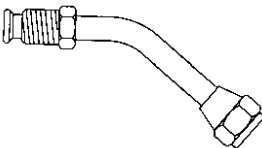


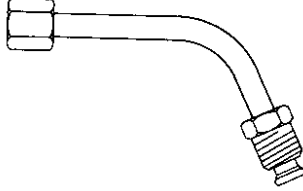
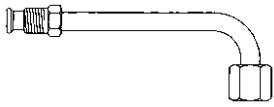

HOSE NUMERICAL

REPAIR KITS

KIT NUMERICAL

ILLUSTRATIONS

Heavy Duty Truck and Tractor Universal Illustration Guide

<p>39136</p>  <p>3/8" Male inv. Flare x 3/8" Female S.A.E.</p>	<p>39212</p>  <p>3/8" Male Inv. Flare x 7/16" Male Inv. Flare</p>	<p>39855</p>  <p>3/8" Male Inv. Flare x 3/8" Male Inv. Flare w/"O" Ring</p>
<p>39139</p>  <p>17mm Male "O" Ring</p>	<p>39319</p>  <p>3/8" Male Inv. Flare x 3/8" Male Inv. Flare</p>	<p>39856</p>  <p>3/8" Male Inv. Flare x 3/8" Female S.A.E.</p>
<p>39160</p>  <p>3/8" Male inv. Flare x 3/8" Female S.A.E.</p>	<p>39504</p>  <p>3/8" Male Inv. Flare x 3/8" Male Inv. Flare</p>	<p>39857</p>  <p>5/16" Female S.A.E. x 3/8" Male Inv. Flare</p>
<p>39198</p>  <p>3/8" Male inv. Flare x 3/8" Female S.A.E.</p>	<p>39852</p>  <p>3/8" Male Inv. Flare x 7/16" Male Inv. Flare</p>	

Part Number	Hose Length	Includes End Fittings
71298	13"	39136, 39160, 39319, 39504, 39854
71299	17"	39136, 39160, 39319, 39504, 39854
71300	24"	39160, 39319, 39504, 39852
71301	33"	(2) 39319, 39852
71302	36"	39160, 39319, 39504, 39854
71303	45"	39160, 39319, 39504
71304	55"	39160, 39198, 39319, 39504
71305	75"	39160, 39212, 39319, 39504

SYSTEM
PUMP &
GEAR
IDENT.

SYSTEM &
COM-
PONENT
IDENT.

PASS.
CARS

LIGHT
TRUCKS

MEDIUM/
HEAVY
TRUCKS

BUSES

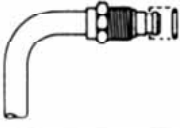


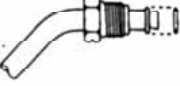
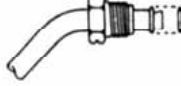
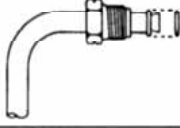
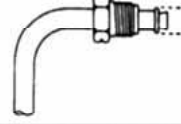
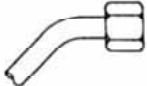
HOSE
NUMER-
ICAL

REPAIR
KITS


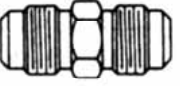


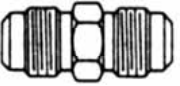

KIT
NUMER-
ICAL

ILLUS-
TRATIONS

Bent Tube Fittings

Part No.	Description	Tube Size	Thread	Part No.	Description	Tube Size	Thread
24000 	3/8" Ford Swivel "O" Ring Type I 90° Elbow	3/8	5/8-18 UNF-2A	24004 	18mm Metric "O" Ring Flare-Straight	3/8	M18 x 1.5-6g
24001 	16mm Metric "O" Ring Flare-Straight	3/8	M16 x 1.5-6g	24005 	18mm Metric "O" Ring Flare-45° Elbow	3/8	M18 x 1.5-6g
24002 	16mm Metric "O" Ring Flare-45° Elbow	3/8	M16 x 1.5-6g	24006 	18mm Metric "O" Ring Flare-90° Elbow	3/8	M18 x 1.5-6g
24003 	16mm Metric "O" Ring Flare-90° Elbow	3/8	M16 x 1.5-6g	24007 	3/8" SAE 45° Female Swivel-45° Elbow	3/8	5/8-18 UNF-2B

Adapters

Part No.	Description	Tube Size	Thread	Part No.	Description	Tube Size	Thread
123500* 	SAE 45° Inverted Union	5/16	1/2-20	142800* 	SAE 45° Male Union	1/2	3/4-16
123600* 	SAE 45° Inverted Union	3/8	5/8-18	1404-7-6B 	SAE 45° to SAE 45° Inv.	3/8	(11/16-18 Inv) (5/8-18 SAE)
142600* 	SAE 45° Male Union	3/8	5/8-18	252660* 	SAE 45° to SAE 45° Inv.	3/8	5/8-16

SYSTEM
PUMP &
GEAR
IDENT.

SYSTEM &
COM-
PONENT
IDENT.

PASS.
CARS

LIGHT
TRUCKS

MEDIUM/
HEAVY
TRUCKS

BUSES

HOSE
NUMER-
ICAL

REPAIR
KITS

KIT
NUMER-
ICAL

ILLUST-
RATIONS

Telephone(800) 770-4639
Fax.....(815) 288-3388
Website URL.....www.plews-edelmann.com

Route 38, Airport Industrial Park
Dixon, IL 61021