


EDELMANN®



**AUTOMOTIVE FITTINGS,
HOSES, LINES & TUBING**



THE COMPLETE STORY

There's never been a more complete collection of automotive fittings assembled into one easy-to-use display. The new Edelmann Big Brass 405 display has 405 facings for the industry's most complete selection. It features brake line fittings, grease fittings, hose fittings and air brake fittings from Edelmann's line of over 1000 parts.

It's extensive because that's what you need to keep up with a complex aftermarket. Yet for such extensive coverage, it's a remarkably simple line to display and sell. Here's why...

An Intelligent Selection. Your Edelmann salesman will help you select the right product mix for your market. He'll do that by referring to his own sales data for your part of the country. Then he'll discuss market options with you. The resulting selection will be tailored to your location.

An Intelligent System. The products in the Edelmann Automotive Assortment are divided into six major categories. Each category has its own color code for quick reference, and the color code scheme is used consistently in all packaging and on the display. That makes it easier to find the products in the display and in the catalog.

An Intelligent Cabinet. The cabinet takes up less than four square feet of floor space, yet delivers over 20 square feet of display area. It's 45" wide, 12" deep and 77" high including the header sign. It features sturdy steel construction.

An Intelligent Drawer. Each drawer has a color-coded label which features an illustration, a part number and size information. There's no need to open the drawers to find the part you're looking for. A divider makes it possible to separate bagged inventory from loose parts.

An Intelligent Catalog. All of the parts are illustrated and explained in this Catalog. A thorough explanation is given for each part detailing how it works, when to use it and how to use it. The catalog makes each selection easy for your counter sales people to understand.

An Intelligent Option. The optional hose merchandiser holds up to six reels of hose, either fuel hose, vacuum hose or emission control hose. It can be incorporated into the display or hung separately on the wall.

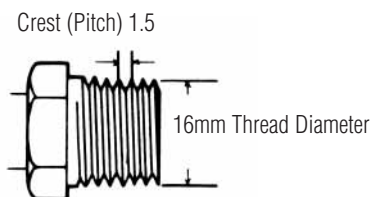
TABLE OF CONTENTS

Measurement Guide	2
Double Compression Fittings	3
Inverted Flared Tube Fittings	4
S.A.E. 45° Flared Tube Fittings	7
Compression Fittings	10
Pipe Thread Fittings	13
Special Fittings	17
Hydraulic Brake Fittings	20
Drain Cocks	22
Shutoff Cocks	24
Needle Valves	25
Grease Fittings	26
Plastic & Soft Rubber Fittings	29
Hose Fittings – Push-On	32
Hose Fittings – Clamp-Style	33
Air Brake Fittings For Nylon Tubing	35
Detachable Air Brake Fittings	39
SureLok™ Fittings	41
Push-On Hose / Fuel Line Repair Kits	43
Air Brake Tubing	44
Spiral Wrapped Steel Tubing	44
Copper Tubing ASTM B-75	44
Edelmann Easy-Flex Brake Lines	45
Brake Line Merchandisers and Assortments	46
RhinoHide™ PVF Brake Lines	49
RhinoHide™ PVF Coils	49
RhinoHide™ PVF Adapters	50
RhinoHide™ Merchandisers and Assortments	50
Dealer Fitting Assortments	51
Jobber Fitting Assortments	52
Numerical Listings	56
Interchanges	58

MEASUREMENT GUIDE

HOW TO MEASURE METRIC THREADS

Metric threads are designated by measuring the thread diameter and thread crest to crest distance (pitch) in millimeters. In the example used below, the thread diameter is 16 millimeters and the crest to crest (pitch) measurement is 1.5 millimeters. This would thus have a callout of M16X1.5 thread size. (For taper pipe OD sizes, measure the third thread from the end.

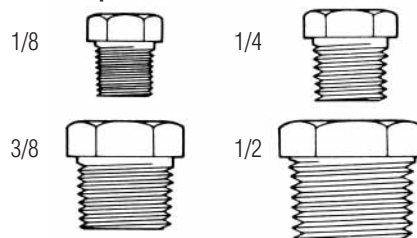


Thread Specifications

Chart of Dryseal American (National) Standard Taper Pipe Threads (NPTF)

1/8 - 27	1/2 - 14	1-1/4 - 11-1/2
1/4 - 18	3/4 - 14	1-1/2 - 11-1/2
3/8 - 18	1 - 11-1/2	2 - 11-1/2

Actual Pipe Thread Sizes



TUBE FITTING THREAD SIZE COMPARISON CHART

The male connections have (male unified thread class 2 fit) UN-2A specification threads and the female connections have (female unified thread class 2 fit) UN-2B specification threads.

Tube Size	Straight Thread O-Ring Connections	45° Flare SAE	Inverted Flare	Compression	Double Compression	Air Brake
1/8	5/16 - 24	5/16 - 24	5/16 - 28	5/16 - 24	5/16 - 24	-
3/16	3/8 - 24	3/8 - 24	3/8 - 24	3/8 - 24	3/8 - 24	-
1/4	7/16 - 20	7/16 - 20	7/16 - 24	7/16 - 24	7/16 - 24	7/16 - 24
5/16	1/2 - 20	1/2 - 20	1/2 - 20	1/2 - 24	1/2 - 20	-
3/8	9/16 - 18	5/8 - 18	5/8 - 18	9/16 - 24	9/16 - 20	17/32 - 24
7/16	-	11/16 - 16	11/16 - 18	5/8 - 24	5/8 - 18	-
1/2	3/4 - 16	3/4 - 16	3/4 - 18	11/16 - 20	11/16 - 16	11/16 - 20
5/8	7/8 - 14	7/8 - 14	7/8 - 18	13/16 - 18	-	13/16 - 18
3/4	1-1/16 - 12	1-1/16 - 16	1-1/16 - 16	1 - 18	-	1 - 18
7/8	1-3/16 - 12	-	-	-	-	-
1	1-5/16 - 12	-	-	1-1/4 - 18	-	-
1-1/4	1-5/8 - 12	-	-	-	-	-
1-1/2	1-7/8 - 12	-	-	-	-	-
2	2-1/2 - 12	-	-	-	-	-

Specifications

The tables listed below give typical values at 73°F

Invert Flared Fittings			Compression Fittings			S.A.E. 45° Flared Fittings		
PSI	Tube OD (in)	Tube Wall (in)	PSI	Tube OD (in)	Tube Wall (in)	PSI	Tube OD (in)	Tube Wall (in)
2800	1/8	.030	400	1/8	.030	2800	1/8	.030
1900	3/16	.030	400	3/16	.030	1900	3/16	.030
1400	1/4	.030	300	5/16	.030	1400	1/4	.030
1200	5/16	.032	300	1/4	.032	1200	5/16	.032
1000	3/8	.032	200	3/8	.032	1000	3/8	.032
750	1/2	.032	200	1/2	.032	750	1/2	.032
650	5/8	.035	150	5/8	.035	650	5/8	.035
550	3/4	.035	100	3/4	.035	550	3/4	.035
450	7/8	.035	75	7/8	.035	450	7/8	.035

DOUBLE COMPRESSION FITTINGS

Manufactured for low pressure applications and have fair vibration resistance. Assembly requires no flaring, allowing quick installation and removal of fittings. To assemble, insert tubing through nut into body of the fitting, as far as shoulder permits. Hand tighten as far as possible, then tighten with wrench 1-1/2 turns. The sleeve end of the nut is wedged in the tapered seat of the body, biting into the tubing, forming a liquid tight seal.

Recommended uses: copper and aluminum tubing

Working temperature: -65°F to 250°F

Material: brass

Working pressure: 400 psi up to 1/4"
200 psi above 1/4"

Applications: air, grease lubrication, oil, water

NUT

Edelmann Part No.	Everco Part No.	Weatherhead Part No.	Tube Size
111200	11A	6100X2	1/8"
111300	11B	6100X3	3/16"
111400	11C	6100X4	1/4"
111500	11D	6100X5	5/16"
111600	11E	6100X6	3/8"



MALE CONNECTOR

Edelmann Part No.	Everco Part No.	Weatherhead Part No.	Tube Size	Pipe Thread
112220	12A	6200X2	1/8"	1/8"
112320	12B	6200X3	3/16"	1/8"
112420	12C	6200X4	1/4"	1/8"
112520	12D	6200X5	5/16"	1/8"
112640	12E	6200X6	3/8"	1/4"



MALE ELBOW

Edelmann Part No.	Everco Part No.	Weatherhead Part No.	Tube Size	Pipe Thread
115220	15A	6400X2	1/8"	1/8"
115320	15B	6400X3	3/16"	1/8"
115420	15C	6400X4	1/4"	1/8"



INVERTED FLARED TUBE FITTINGS

Generally made in accordance with SAEJ512 and designed for use with copper, brass, aluminum and welded steel hydraulic tubing and flared like S.A.E. 45° flared fittings. A long nut is useful for excessive vibration. To make a connection, place the nut over the tubing, threaded end toward the tubing end to be flared. Flare tubing to create a 45° flare. The tube flare is clamped between nut and flare seat of body when screwed together. When assembly is tightened with a wrench, a leak-proof metal-to-metal joint is created.

Recommended uses: copper, brass, aluminum and welded steel hydraulic tubing

Working temperatures: -65°F to 250°F

Material: brass (some steel)

Application: fuel and oil lines, automotive brake, LP and natural gas connections



SOLID PLUG

Edelmann Part No.	Everco Part No.	Weatherhead Part No.	Tube Size
120300	500B	131X3	3/16"
120400	500C	131X4	1/4"
120500	500D	131X5	5/16"
120600	500E	131X6	3/8"



STANDARD STEEL NUT

Edelmann Part No.	Everco Part No.	Weatherhead Part No.	Tube Size	Thread Size
121002	105A	105X2	1/8"	1/8"
121003	105B	105X3	3/16"	3/16"
121034	105BC	—	3/16"	1/4"
121039	105BY	—	3/16"	9/16-18"
121004	105C	105X4	1/4"	1/4"
121045	105CD	—	1/4"	5/16"
121049	105CY	—	1/4"	9/16-18"
121005	105D	105X5	5/16"	5/16"
121006	105E	105X6	3/8"	3/8"
121067	105EX	105X6X7	3/8"	7/16"
121072	—	—	3/16"	5/16" (1/2-20)



LONG STEEL NUT

Edelmann Part No.	Everco Part No.	Weatherhead Part No.	Tube Size	
121030	105BL	7896X3	3/16"	
121040	105CL	7896X4	1/4"	
121050	—	—	3/16"	10MM - 1.0 Long



METRIC STEEL NUT

Edelmann Part No.	Everco Part No.	Weatherhead Part No.	Tube Size	Thread Size
121068	—	—	1/4"	12-1.0MM
121069	—	—	5/16"	14-1.5MM
121070	—	—	3/8"	16-1.5MM
121071	—	—	3/16"	10MM - 1.0 Short



BRASS NUT

Edelmann Part No.	Everco Part No.	Weatherhead Part No.	Tube Size
121300	—	100X3	3/16"
121400	—	100X4	1/4"
121500	—	100X5	5/16"
121600	—	100X6	3/8"
121800	—	100X8	1/2"

INVERTED FLARED TUBE FITTINGS *(continued)*

MALE ELBOW

Edelmann Part No.	Everco Part No.	Weatherhead Part No.	Tube Size	Pipe Thread
122220	400A	402X2	1/8"	1/8"
122320	400B	402X3	3/16"	1/8"
122420	400C	402X4	1/4"	1/8"
122440	400CC	402X4X4	1/4"	1/4"
122520	400D	402X5	5/16"	1/8"
122540	400DD	402X5X4	5/16"	1/4"
122620	400EE	402X6X2	3/8"	1/8"
122640	400E	402X6	3/8"	1/4"
122660	400EEE	402X6X6	3/8"	3/8"
122860	400F	402X8	1/2"	3/8"



UNION

Edelmann Part No.	Everco Part No.	Weatherhead Part No.	Tube Size
123200	300A	302X2	1/8"
123300	300B	302X3	3/16"
123400	300C	302X4	1/4"
123500	300D	302X5	5/16"
123600	300E	302X6	3/8"
123800	300F	302X8	1/2"



MALE CONNECTOR

Edelmann Part No.	Everco Part No.	Weatherhead Part No.	Tube Size	Pipe Thread
124220	200A	202X2	1/8"	1/8"
124320	200B	202X3	3/16"	1/8"
124420	200C	202X4	1/4"	1/8"
124440	200CC	202X4X4	1/4"	1/4"
124520	200D	202X5	5/16"	1/8"
124540	200DD	202X5X4	5/16"	1/4"
124620	200EEE	202X6X2	3/8"	1/8"
124640	200E	202X6	3/8"	1/4"
124660	200EE	202X6X6	3/8"	3/8"
124860	200F	202X8	1/2"	3/8"
124880	200FF	202X8X8	1/2"	1/2"



45° MALE ELBOW

Edelmann Part No.	Everco Part No.	Weatherhead Part No.	Tube Size	Pipe Thread
125320	352B	352X3	3/16"	1/8"
125420	352C	352X4	1/4"	1/8"
125520	352D	352X5	5/16"	1/8"
125640	352E	352X6	3/8"	1/4"



FEMALE CONNECTOR

Edelmann Part No.	Everco Part No.	Weatherhead Part No.	Tube Size	Pipe Thread
126220	600A	252X2	1/8"	1/8"
126320	600B	252X3	3/16"	1/8"
126420	600C	252X4	1/4"	1/8"
126520	600D	252X5	5/16"	1/8"
126640	600E	252X6	3/8"	1/4"
126860	600F	252X8	1/2"	3/8"



INVERTED FLARED TUBE FITTINGS *(continued)*



TRAILER BRAKE TEE

Edelmann Part No.	Everco Part No.	Weatherhead Part No.	Tube and Thread Size			Kelsey-Hayes Equivalent
			1	2	3	
127030	56BY	7933	3/16" (9/16-18)	3/16" (3/8-24)	3/16" (9/16-18)	78496
127032	56CZ	7905	3/16" (9/16-20)	3/16" (3/8-24)	3/16" (9/16-20)	78498
127033	56DB	7906	3/16" (1/2-20)	3/16" (3/8-24)	3/16" (1/2-20)	78499
127034	56XC	7914	3/16" (7/16-24)	3/16" (3/8-24)	1/4" (7/16-24)	94971
127333	27B	7900	3/16"	3/16"	3/16"	42324
127031	56CY	7904	1/4" (9/16-18)	3/16" (3/8-24)	1/4" (9/16-18)	78497
127444	27C	7898	1/4"	1/4"	1/4"	-



UNION TEE

Edelmann Part No.	Everco Part No.	Weatherhead Part No.	Tube Size
130222	702A	702X2	1/8"
130333	702B	702X3	3/16"
130444	702C	702X4	1/4"
130555	702D	702X5	5/16"
130666	702E	702X6	3/8"

S.A.E. 45° FLARED TUBE FITTINGS

Manufactured in accordance with specifications of Society of Automotive Engineers. A long nut is available for applications with excessive vibration. To make a connection, place nut with threaded end toward tubing end to be flared. Flare tubing to create a 45° flare. Tube flare is clamped between nut and fitting flare when screwed together. A leak proof, metal-to-metal joint is created when assembly is tightened with a wrench. Disconnecting and reconnecting do not weaken the fitting joint.

Recommended uses: copper, brass, aluminum and welded steel hydraulic tubing that can be flared

Working temperature: -65°F to 250°F

Material: brass

Working pressure: depends on temperature and the type of tubing used

Application: fuel, air, oil, water, LP and natural gas lines

SHORT NUT

Edelmann Part No.	Everco Part No.	Weatherhead Part No.	Tube Size
141030	41B	1110X3	3/16"
141040	41C	1110X4	1/4"
141050	41D	1110X5	5/16"
141060	41E	1110X6	3/8"
141080	41F	1110X8	1/2"



LONG NUT

Edelmann Part No.	Everco Part No.	Weatherhead Part No.	Tube Size
141300	40B	41X3	3/16"
141400	40C	41X4	1/4"
141500	40D	41X5	5/16"
141600	40E	41X6	3/8"
141800	40F	41X8	1/2"
141900	40G	41X10	5/8"



UNION

Edelmann Part No.	Everco Part No.	Weatherhead Part No.	Tube Size
142300	42B	42X3	3/16"
142400	42C	42X4	1/4"
142500	42D	42X5	5/16"
142600	42E	42X6	3/8"
142800	42F	42X8	1/2"
142900	42G	42X10	5/8"



UNION TEE

Edelmann Part No.	Everco Part No.	Weatherhead Part No.	Tube Size
144300	44B	44X3	3/16"
144400	44C	44X4	1/4"
144800	44F	44X8	1/2"
144900	-	44X10	5/8"



S.A.E. 45° FLARED TUBE FITTINGS (continued)



FEMALE CONNECTOR

Edelmann Part No.	Everco Part No.	Weatherhead Part No.	Tube Size	Female Pipe Thread
146320	46B	46X3	3/16"	1/8"
146420	46C	46X4	1/4"	1/8"
146440	46CC	46X4X4	1/4"	1/4"
146520	46D	46X5	5/16"	1/8"
146540	46DD	46X5X4	5/16"	1/4"
146620	46EE	46X6X2	3/8"	1/8"
146640	46E	46X6	3/8"	1/4"
146660	46EEE	46X6X6	3/8"	3/8"
146680	46EF	46X6X8	3/8"	1/2"
146860	46F	46X8	1/2"	3/8"
146880	46FF	46X8X8	1/2"	1/2"
146908	46G	46X10	5/8"	1/2"



END CAP

Edelmann Part No.	Everco Part No.	Weatherhead Part No.	Tube Size	
147300	47B	—	3/16"	
147400	47C	—	1/4"	
147500	47D	—	5/16"	
147600	47E	—	3/8"	
147800	47F	—	1/2"	



MALE CONNECTOR

Edelmann Part No.	Everco Part No.	Weatherhead Part No.	Tube Size	Pipe Thread
148320	48B	48X3	3/16"	1/8"
148420	48C	48X4	1/4"	1/8"
148440	48CC	48X4X4	1/4"	1/4"
148520	48D	48X5	5/16"	1/8"
148540	48DD	48X5X4	5/16"	1/4"
148620	48E	48X6X2	3/8"	1/8"
148640	48EE	48X6	3/8"	1/4"
148660	48EEE	48X6X6	3/8"	3/8"
148680	48EF	48X6X8	3/8"	1/2"
148840	48FFF	48X8X4	1/2"	1/4"
148860	48F	48X8	1/2"	3/8"
148880	48FF	48X8X8	1/2"	1/2"
148908	48G	48X10	5/8"	1/2"
148928	48H	48X12	3/4"	1/2"



MALE ELBOW

Edelmann Part No.	Everco Part No.	Weatherhead Part No.	Tube Size	Pipe Thread
149320	49B	49X3	3/16"	1/8"
149420	49C	49X4	1/4"	1/8"
149440	49CC	49X4X4	1/4"	1/4"
149460	49CE	49X4X6	1/4"	3/8"
149520	49D	49X5	5/16"	1/8"
149540	49DD	49X5X4	5/16"	1/4"
149620	49E	49X6X2	3/8"	1/8"
149640	49EE	49X6	3/8"	1/4"
149660	49EEE	49X6X6	3/8"	3/8"
149680	49EF	49X6X8	3/8"	1/2"
149840	49FFF	49X8X4	1/2"	1/4"
149860	49F	49X8	1/2"	3/8"
149880	49FF	49X8X8	1/2"	1/2"
149908	49G	49X10	5/8"	1/2"
149928	49H	49X12	3/4"	1/2"

S.A.E. 45° FLARED TUBE FITTINGS *(continued)*

FEMALE ELBOW

Edelmann Part No.	Everco Part No.	Weatherhead Part No.	Tube Size	Female Pipe Thread
150420	50C	50X4	1/4"	1/8"
150440	50CC	50X4X4	1/4"	1/4"



MALE RUN TEE

Edelmann Part No.	Everco Part No.	Weatherhead Part No.	Tube Size	Pipe Thread
151520	43DDA	51X5	5/16"	1/8"
151908	—	51X10	5/8"	1/2"



MALE 45° ELBOW

Edelmann Part No.	Everco Part No.	Weatherhead Part No.	Tube Size	Pipe Thread
154420	54C	54X4	1/4"	1/8"
154520	54D	54X5	5/16"	1/8"
154540	54DC	—	5/16"	1/4"
154640	54E	54X6	3/8"	1/4"
154860	54F	54X8	1/2"	3/8"



UNION ELBOW

Edelmann Part No.	Everco Part No.	Weatherhead Part No.	Tube Size
155300	55B	—	3/16"
155500	55D	55X5	5/16"
155600	55E	55X6	3/8"
155800	55F	55X8	1/2"



COMPRESSION FITTINGS

Manufactured for low and medium pressure applications, they should not be used when excessive vibration or tube movement is experienced. Assembly does not require flaring or soldering. To make connection, place nut and then sleeve over tubing and insert tube into body of fitting as far as possible. When nut is tight the wedging action of sleeve between body and nut create a tight leak free connection.

Recommended uses: copper, brass and aluminum tubing
Material: brass (check valve has steel components)
Working pressure: dependent on temperature and type of tubing
Application: air, oil, water and natural gas lines



SLEEVE

Edelmann Part No.	Everco Part No.	Weatherhead Part No.	Tube Size
160200	60A	60X2	1/8"
160300	60B	60X3	3/16"
160400	60C	60X4	1/4"
160500	60D	60X5	5/16"
160600	60E	60X6	3/8"
160700	-	60X7	7/16"
160800	60F	60X8	1/2"
160900	60G	60X10	5/8"
160920	60H	60X12	3/4"



NUT

Edelmann Part No.	Everco Part No.	Weatherhead Part No.	Tube Size
161200	61A	61X2	1/8"
161300	61B	61X3	3/16"
161400	61C	61X4	1/4"
161500	61D	61X5	5/16"
161600	61E	61X6	3/8"
161700	-	61X7	7/16"
161800	61F	61X8	1/2"
161900	61G	61X10	5/8"
161920	61H	61X12	3/4"



UNION

Edelmann Part No.	Everco Part No.	Weatherhead Part No.	Tube Size
162200	62A	62X2	1/8"
162300	62B	62X3	3/16"
162400	62C	62X4	1/4"
162500	62D	62X5	5/16"
162600	62E	62X6	3/8"
162800	62F	62X8	1/2"
162900	62G	62X10	5/8"
162920	62H	62X12	3/4"

COMPRESSION FITTINGS *(continued)*

UNION TEE

Edelmann Part No.	Everco Part No.	Weatherhead Part No.	Tube Size
164200	64A	—	1/8"
164300	64B	64X3	3/16"
164400	64C	64X4	1/4"
164500	64D	64X5	5/16"
164600	64E	64X6	3/8"
164800	64F	64X8	1/2"



UNION ELBOW

Edelmann Part No.	Everco Part No.	Weatherhead Part No.	Tube Size
165300	65B	65X3	3/16"
165400	65C	65X4	1/4"
165500	65D	65X5	5/16"
165600	65E	65X6	3/8"
165800	65F	65X8	1/2"



FEMALE CONNECTOR

Edelmann Part No.	Everco Part No.	Weatherhead Part No.	Tube Size	Female Pipe Thread
166220	66A	66X2	1/8"	1/8"
166320	66B	66X3	3/16"	1/8"
166420	66C	66X4	1/4"	1/8"
166440	66CC	66X4X4	1/4"	1/4"
166520	66D	66X5	5/16"	1/8"
166540	66DD	66X5X4	5/16"	1/4"
166620	66EE	66X6X2	3/8"	1/8"
166640	66E	66X6	3/8"	1/4"
166860	66F	66X8	1/2"	3/8"



MALE CONNECTOR

Edelmann Part No.	Everco Part No.	Weatherhead Part No.	Tube Size	Pipe Thread
168220	68A	68X2	1/8"	1/8"
168320	68B	68X3	3/16"	1/8"
168420	68C	68X4	1/4"	1/8"
168440	68CC	68X4X4	1/4"	1/4"
168520	68D	68X5	5/16"	1/8"
168540	68DD	68X5X4	5/16"	1/4"
168620	68E	68X6X2	3/8"	1/8"
168640	68EE	68X6	3/8"	1/4"
168660	68EEE	68X6X6	3/8"	3/8"
168680	68EEEE	68X6X8	3/8"	1/2"
168740	—	68X7	7/16"	1/4"
168840	68FFF	68X8X4	1/2"	1/4"
168860	68F	68X8	1/2"	3/8"
168880	68FF	68X8X8	1/2"	1/2"
168908	68G	68X10	5/8"	1/2"
168928	68H	68X12	3/4"	1/2"



COMPRESSION FITTINGS *(continued)*



MALE ELBOW

Edelmann Part No.	Everco Part No.	Weatherhead Part No.	Tube Size	Pipe Thread
169220	69A	69X2	1/8"	1/8"
169320	69B	69X3	3/16"	1/8"
169420	69C	69X4	1/4"	1/8"
169440	69CC	69X4X4	1/4"	1/4"
169520	69D	69X5	5/16"	1/8"
169540	69DD	69X5X4	5/16"	1/4"
169620	69E	69X6X2	3/8"	1/8"
169640	69EE	69X6	3/8"	1/4"
169660	69EEE	69X6X6	3/8"	3/8"
169680	69EEEE	69X6X8	3/8"	1/2"
169840	69FC	69X8X4	1/2"	1/4"
169860	69F	69X8	1/2"	3/8"
169880	69FF	69X8X8	1/2"	1/2"
169908	69G	69X10	5/8"	1/2"



FEMALE ELBOW

Edelmann Part No.	Everco Part No.	Weatherhead Part No.	Tube Size	Pipe Thread
170420	70C	70X4	1/4"	1/8"
170640	70E	70X6	3/8"	1/4"



MALE RUN TEE

Edelmann Part No.	Everco Part No.	Weatherhead Part No.	Tube Size	Pipe Thread
171520	—	71X5	5/16"	1/8"



MALE BRANCH TEE

Edelmann Part No.	Everco Part No.	Weatherhead Part No.	Tube Size	Pipe Thread
172220	72A	—	1/8"	1/8"
172320	72B	72X3	3/16"	1/8"
172420	72C	72X4	1/4"	1/8"
172440	72CC	72X4X4X4	1/4"	1/4"
172520	72D	72X5	5/16"	1/8"
172640	72E	72X6	3/8"	1/4"
172860	72F	72X8	1/2"	3/8"

PIPE THREAD FITTINGS

Manufactured with threads which conform with the American standard taper pipe thread and have a good resistance to vibration and pipe movement. To make a connection, tighten a minimum of 2-1/2 turns after hand tightening. Tapered threads of the pipe mesh with tapered thread of fitting form an air tight seal.

Recommended uses: copper, brass and iron pipe

Working temperature: -65°F to 250°F

Working pressure: 1,000 psi

Applications: oil, water, air, natural gas, and liquified petroleum products

ELBOW

Edelmann Part No.	Everco Part No.	Weatherhead Part No.	Pipe Thread
200200	100A	3500X2	1/8"
200400	100C	3500X4	1/4"
200600	100E	3500X6	3/8"
200800	100F	3500X8	1/2"



TEE

Edelmann Part No.	Everco Part No.	Weatherhead Part No.	Pipe Thread
201200	101A	3700X2	1/8"
201400	101C	3700X4	1/4"
201600	101E	3700X6	3/8"
201800	101F	3700X8	1/2"



CROSS

Edelmann Part No.	Everco Part No.	Weatherhead Part No.	Pipe Thread
202200	102A	3950X2	1/8"
202400	102C	3950X4	1/4"
202600	102E	3950X6	3/8"
202800	102F	3950X8	1/2"



COUPLING

Edelmann Part No.	Everco Part No.	Weatherhead Part No.	Pipe Thread
203200	103A	3300X2	1/8"
203400	103C	3300X4	1/4"
203600	103E	3300X6	3/8"
203800	103F	3300X8	1/2"



FEMALE END CAP

Edelmann Part No.	Everco Part No.	Weatherhead Part No.	Pipe Thread
208200	108A	3129X2	1/8"
208400	108C	3129X4	1/4"
208600	108E	3129X6	3/8"
208800	108F	-	1/2"



PIPE THREAD FITTINGS *(continued)*



HEX HEAD PLUG

Edelmann Part No.	Everco Part No.	Weatherhead Part No.	Pipe Thread
209200	121A	3152X2	1/8"
209400	121C	3152X4	1/4"
209600	121E	3152X6	3/8"
209800	121F	3152X8	1/2"
209920	121H	3152X12	3/4"



BUSHING

Edelmann Part No.	Everco Part No.	Weatherhead Part No.	Male	Female
210420	110C	3220X4X2	1/4"	1/8"
210620	110E	3220X6X2	3/8"	1/8"
210640	110EE	3220X6X4	3/8"	1/4"
210820	110FA	3220X8X2	1/2"	1/8"
210840	110FF	3220X8X4	1/2"	1/4"
210860	110F	3220X8X6	1/2"	3/8"
210926	110H	3220X12X6	3/4"	3/8"
210928	110HH	3220X12X8	3/4"	1/2"



LOCKNUT

Edelmann Part No.	Everco Part No.	Weatherhead Part No.	Pipe Thread
211200	111A	C3059X2	1/8"
211400	111C	C3059X4	1/4"



CLOSE NIPPLE

Edelmann Part No.	Everco Part No.	Weatherhead Part No.	Pipe Thread	Length
212200	112A	3326X2	1/8"	3/4"
212400	112C	3326X4	1/4"	7/8"
212600	112E	3326X6	3/8"	1"
212800	112F	3326X8	1/2"	1-1/8"



LONG NIPPLE

Edelmann Part No.	Everco Part No.	Weatherhead Part No.	Pipe Thread	Length
213210	113A1	3327X2	1/8"	1-1/2"
213220	113A2	3328X2	1/8"	2"
213230	113A3	3329X2	1/8"	2-1/2"
213240	113A4	3330X2	1/8"	3"
213250	113A5	3331X2	1/8"	3-1/2"
213410	113C1	3327X4	1/4"	1-1/2"
213420	113C2	3328X4	1/4"	2"
213430	113C3	3329X4	1/4"	2-1/2"
213440	113C4	3330X4	1/4"	3"
213450	113C5	3331X4	1/4"	3-1/2"
213610	113E1	3327X6	3/8"	1-1/2"
213620	113E2	3328X6	3/8"	2"
213630	113E3	3329X6	3/8"	2-1/2"
213640	113E4	3330X6	3/8"	3"
213650	113E5	3331X6	3/8"	3-1/2"
213810	113F1	-	1/2"	1-1/2"
213820	113F2	3328X8	1/2"	2"
213830	113F3	3329X8	1/2"	2-1/2"
213840	113F4	3330X8	1/2"	3"

PIPE THREAD FITTINGS *(continued)*

STREET ELBOW

Edelmann Part No.	Everco Part No.	Weatherhead Part No.	Female Pipe Thread	Male Pipe Thread
216200	116A	3400X2	1/8"	1/8"
216400	116C	3400X4	1/4"	1/4"
216420	116CC	3400X4X2	1/4"	1/8"
216600	116E	3400X6	3/8"	3/8"
216800	116F	3400X8	1/2"	1/2"



SLOTTED PLUG

Edelmann Part No.	Everco Part No.	Weatherhead Part No.	Pipe Thread
217200	117A	3150X2	1/8"
217400	117C	3150X4	1/4"
217600	117E	3150X6	3/8"



REDUCING COUPLING

Edelmann Part No.	Everco Part No.	Weatherhead Part No.	Pipe Thread	Pipe Thread
219420	10A	3300X4X2	1/4"	1/8"
219620	10CC	3300X6X2	3/8"	1/8"
219640	10C	3300X6X4	3/8"	1/4"
219860	10E	3300X8X6	1/2"	3/8"



ADAPTER

Edelmann Part No.	Everco Part No.	Weatherhead Part No.	Female	Male
220220	120A	3200X2	1/8"	1/8"
220420	120CC	3200X4X2	1/4"	1/8"
220440	120C	3200X4	1/4"	1/4"
220640	120EE	3200X6X4	3/8"	1/4"
220660	120E	3200X6	3/8"	3/8"
220860	120FF	3200X8X6	1/2"	3/8"
220880	120F	-	1/2"	1/2"



SQUARE HEAD PLUG

Edelmann Part No.	Everco Part No.	Weatherhead Part No.	Pipe Thread
221200	129A	3151X2	1/8"
221400	129C	3151X4	1/4"
221600	129E	3151X6	3/8"
221800	129F	3151X8	1/2"



HEX NIPPLE

Edelmann Part No.	Everco Part No.	Weatherhead Part No.	Pipe Thread	Pipe Thread
222220	122A	3325X2	1/8"	1/8"
222420	123C	3325X4X2	1/4"	1/8"
222440	122C	3325X4	1/4"	1/4"
222640	123E	3325X6X4	3/8"	1/4"
222660	122E	3325X6	3/8"	3/8"
222860	123F	-	1/2"	3/8"
222880	122F	3325X8	1/2"	1/2"



PIPE THREAD FITTINGS *(continued)*

45° STREET ELBOW



Edelmann Part No.	Everco Part No.	Weatherhead Part No.	Pipe Thread
224200	124A	3350X2	1/8"
224400	124C	3350X4	1/4"
224600	124E	3350X6	3/8"

HEX HEAD PLUG



Edelmann Part No.	Everco Part No.	Weatherhead Part No.	Pipe Thread	Hex
226200	126A	–	1/8"	3/16"
226400	126C	–	1/4"	1/4"
226600	126E	–	3/8"	5/16"
226800	126F	–	1/2"	3/8"

STREET TEE



Edelmann Part No.	Everco Part No.	Weatherhead Part No.	Pipe Thread
227200	127A	3750X2	1/8"
227400	127C	3750X4	1/4"
227600	127E	3750X6	3/8"

MALE BRANCH TEE



Edelmann Part No.	Everco Part No.	Weatherhead Part No.	Pipe Thread
228200	128A	3600X2	1/8"
228400	128C	3600X4	1/4"
228600	128E	3600X6	3/8"

SPECIAL FITTINGS

Includes oil filter adapters, carburetor adapters, and fuel line adapters. Also includes fuel injection fittings for most late model fuel injected cars and light trucks. Drain plugs are also available. Due to the variety of fittings and materials used, pressure and temperature ratings are not available.

FORD NUT

Edelmann Part No.	Everco Part No.	Weatherhead Part No.	Tube Size
108400	8	59X4	1/4"



CHRYSLER NUT

Edelmann Part No.	Everco Part No.	Weatherhead Part No.	Tube Size
109500	-	-	5/16"



METRIC O-RING STEEL NUT

Edelmann Part No.	Everco Part No.	Weatherhead Part No.	Tube Size	Thread Size
109400	-	-	5/16"	14-1.5MM
109600	-	-	3/8"	16-1.5MM
109800	-	-	3/8"	18-1.5MM



TRANSMISSION OIL LINE COOLANT LINE ADAPTER

Edelmann Part No.	Everco Part No.	Weatherhead Part No.	Tube Size	Inverted Flare	Length
251550	107U	1428	5/16"	5/16"	4-1/2"
251660	107F	1429	3/8"	3/8"	4-1/2"



INVERTED FLARE TO S.A.E. FLARE ADAPTER

Edelmann Part No.	Everco Part No.	Weatherhead Part No.	S.A.E. Tube	Inverted Flare Tube
252430	-	1518	1/4"	3/16"
252440	805C	1522	1/4"	1/4"
252550	-	-	5/16"	5/16"
252660	805E	1563	3/8"	3/8"



CARBURETOR ADAPTER (SELF-TAPPING)

Edelmann Part No.	Everco Part No.	Weatherhead Part No.	Inverted Flare	Thread Size
254200	1520	1596	3/8"	7/8-20
254210	1521	1597	5/16"	7/8-20
254220	1522	-	3/8"	7/8-20



E.F.I. COMPRESSION NUT

Edelmann Part No.	Everco Part No.	Weatherhead Part No.	Thread Size
256101	-	-	10-1.0MM
256105	-	-	12-1.5MM
256145	-	-	14-1.5MM



SPECIAL FITTINGS (continued)



E.F.I. SWIVEL

Edelmann Part No.	Everco Part No.	Weatherhead Part No.	Thread Size
256225	—	—	12-1.5MM
256245	—	—	14-1.5MM



E.F.I. RING NIPPLE

Edelmann Part No.	Everco Part No.	Weatherhead Part No.	Thread Size
256301	—	—	10-1.0MM
256303	—	—	10-1.0MM (Wide Barb)
256326	—	—	12-1.5MM (Wide Barb)



E.F.I. HOLLOW SCREW

Edelmann Part No.	Everco Part No.	Weatherhead Part No.	Thread Size
256481	—	—	8-1.0MM
256401	—	—	10-1.0MM



COPPER GASKET

Edelmann Part No.	Everco Part No.	Weatherhead Part No.	I.D.	O.D.
256582	—	—	8MM	12MM
256504	—	—	10MM	14MM
256526	—	—	12MM	16MM



ADAPTER

Edelmann Part No.	Everco Part No.	Weatherhead Part No.	Female Inv. Fl. Tube	Male D. Comp.
259440	159	—	1/4"	1/4"

A.C. Type



FORD ADAPTER

Edelmann Part No.	Everco Part No.	Weatherhead Part No.	Tube Size	Pipe Thread
260420	1513	1513	1/4"	1/8"
260450 Quick Connect	—	—	3/8"	1/4"



ADAPTER

Edelmann Part No.	Everco Part No.	Weatherhead Part No.	Inv. Fl. Tube	Pipe Thread
261320	—	—	3/16"	1/8"
261420	—	—	1/4"	1/8"

Carb. to Fuel Line



PLYMOUTH ADAPTER

Edelmann Part No.	Everco Part No.	Weatherhead Part No.	Inv. Fl. Tube	Pipe Thread
261520	1514	1514	5/16"	1/8"

Plymouth carb. to fuel line. Repaces Carter 156-29, A.C. 854199, Zenith F35x12, Mileage Minder K35, Filt-O-Reg F.

SPECIAL FITTINGS *(continued)*

METRIC GAS LINE ADAPTER

Edelmann Part No.	Everco Part No.	Weatherhead Part No.	Tube Size	Pipe Thread
262400	—	—	1/4"	12-1.5MM
262600	—	—	3/8"	16-1.5MM



ADAPTER FOR OIL PRESSURE GAUGE

Edelmann Part No.	Everco Part No.	Weatherhead Part No.	Female	Male
265220	—	—	1/8" NPTF	1/8"-28 BSP



METRIC SELF-TAPPING OVERSIZE MAGNETIC DRAIN PLUG

Edelmann Part No.	Everco Part No.	Weatherhead Part No.	Size
280000	—	—	14mm



SELF-TAPPING OVERSIZE DRAIN PLUGS

Edelmann Part No.	Everco Part No.	Weatherhead Part No.	Size
280001	38	—	1/2" oversize
280002	39	—	1/2" double oversize
280003	37	—	1/2" triple size
280010	40	—	5/8"
280011	—	—	11/16"
280012	—	—	3/4"
280014	—	—	7/8"



OIL DRAIN PLUG AND GASKET

Edelmann Part No.	Everco Part No.	Weatherhead Part No.	Size
280005	—	—	1/2" Std.



METRIC STANDARD DRAIN PLUG

Edelmann Part No.	Everco Part No.	Weatherhead Part No.	Size
281122	424	—	12-1.25MM
281127	421	—	12-1.75MM
281145	422	—	14-1.5MM
281162	425	—	16-1.25MM
281185	423	—	18-1.5MM



HYDRAULIC BRAKE FITTINGS

Adapters can be used to adapt standard brake lines to the different size ports used in dual master cylinders. The tube O.D. is the outside diameter of the brake line. Edelmann Hydraulic Brake Fittings are zinc plated to

help prevent galvanic corrosion. Adapters are also supplied to adapt standard brake lines to metric sizing for import and some late model domestic vehicles.



ADAPTER-STANDARD TO DUAL MASTER CYLINDER

Edelmann Part No.	Everco Part No.	Weatherhead Part No.	Female Inv. Fl. Seat	Male Inv. Fl. Tube
258302	7830	7911	3/16" (3/8-24 thread)	3/16" (9/16-18 thread)
258303	7831	7910	3/16" (3/8-24 thread)	3/16" (9/16-20 thread)
258306	—	7912	3/16" (9/16-18 thread)	3/16" (1/2-20 thread)
258307	7845	7913	3/16" (1/2-20 thread)	3/16" (9/16-18 thread)
258340	7818	7818	3/16"	1/4"
258350	7819	7909	3/16"	5/16"
258403	7833	7908	1/4"	3/16" (9/16-18 thread)
258430	158	7828	1/4"	3/16"
258450	7832	7829	1/4"	5/16"
258540	805D	7917	5/16"	1/4"
258560	7834	7916	5/16"	3/8"
258650	7840	7915	3/8"	5/16" (1/2-20 thread)

ADAPTER-STANDARD TO METRIC BUBBLE

Edelmann Part No.	Everco Part No.	Weatherhead Part No.	Female Inv. Fl. Seat	Metric Bubble Flare
262000	—	—	3/16" (3/8-24 thread)	14-1.5MM
263000	3029	7972	3/16" (3/8-24 thread)	13-1.5MM
264000	3030	7973	3/16" (3/8-24 thread)	11-1.5MM
265000	3014	7974	3/16" (3/8-24 thread)	12-1.0MM

Converts 3/16" Standard Line to Metric Bubble.

271300	3024B	1442	3/16" (3/8-24 thread)	4.762 (3/16") (10.0MM thread)
--------	-------	------	-----------------------	-------------------------------

Adapts Edelmann 3/16" brake lines to most German and some French cars.

262500	—	—	1/4" (7/16-24 thread)	10-1.0MM
262700	—	—	1/4" (7/16-24 thread)	11-1.5MM
262800	—	—	1/4" (7/16-24 thread)	12-1.0MM
262400	—	—	1/4" (7/16-24 thread)	12-1.5MM
262900	—	—	1/4" (7/16-24 thread)	13-1.5MM

Converts 1/4" Standard Line to Metric Bubble



ADAPTER-STANDARD TO STRAIGHT THREAD

Edelmann Part No.	Everco Part No.	Weatherhead Part No.	Brake Line Size	Straight Thread
265301	7817	7817	3/16"	1/2"-20
265400	7732	7732	1/4"	7/16"-20
265401	7727	7727	1/4"	1/2"-20
265500	1074	1074	5/16"	1/2"-20

These fittings are used to adapt Edelmann brake lines to straight thread. Nuts seat on hex face.



ADAPTER METRIC TO METRIC BUBBLE

Edelmann Part No.	Everco Part No.	Weatherhead Part No.	Female Bubble Fl.	Male Bubble Fl.
266000	3021B	—	3/16" (10-1.0MM thread)	11-1.5MM
267000	3022B	—	3/16" (10-1.0MM thread)	12-1.0MM
268000	3023B	—	3/16" (10-1.0MM thread)	13-1.5MM

Converts Edelmann 3/16" (10-1.0MM) metric thread bubble flare brake line to 11-1.5MM, 12-1.0MM or 13-1.5MM male thread.

Used at Master Cylinder on many General Motors vehicles from 1980.



ADAPTER STANDARD TO METRIC STANDARD

Edelmann Part No.	Everco Part No.	Weatherhead Part No.	Female Inv. Fl. Seat	Male Inv. Fl. Tube
270300	3025B	1443	3/16" (3/8-24 thread)	(10.0MM thread)

Adapts Edelmann 3/16" brake lines to most Japanese Cars (Colt, Datsun, LUV, Mazda, Toyota).



HYDRAULIC BRAKE FITTINGS (continued)

ADAPTER STANDARD TO METRIC STANDARD

Edelmann Part No.	Everco Part No.	Weatherhead Part No.	Female Inv. Fl. Seat	Male Inv. Fl. Tube
270330	3028B	7976	3/16" (3/8-24 thread)	4.762 (3/16") (10-1.25MM thread)

Used on many Japanese vehicles when converting Edelmann 3/16" (3/8-24) brake lines to 3/16" (10-1.25MM) metric thread inverted flare.



ADAPTER STANDARD TO METRIC BUBBLE

Edelmann Part No.	Everco Part No.	Weatherhead Part No.	Female Std. Fl. Tube	Male Bubble Fl. Tube
271330	3026B	7970	3/16" (3/8-24 thread)	4.762 (3/16") (10-1.25MM thread)

Used on Fiat applications when converting 3/16" (3/8-24) inverted flare brake lines to 3/16" (10-1.25MM) metric thread bubble flare.



ADAPTER STANDARD TO BUBBLE FLARE

Edelmann Part No.	Everco Part No.	Weatherhead Part No.	Female Inv. Fl. Seat	Male Bubble Fl. Tube
272330	3009B	1441	3/16" (3/8-24 thread)	3/16" (3/8-24 thread)

Adapts Edelmann 3/16" brake lines to most English cars and Fiats.



ADAPTER STANDARD TO BUBBLE FLARE

Edelmann Part No.	Everco Part No.	Weatherhead Part No.	Female Inv. Fl. Seat	Male Bubble Fl. Tube
272340	3027B	7971	3/16" (3/8-24 thread)	1/4" (7/16-20 thread)

Used on British vehicles when converting Edelmann 3/16" (3/8-24) STD thread inverted flare brake lines to 1/4" (7/16-20) STD thread bubble flare.



TRAILER BRAKE METRIC TEE

Edelmann Part No.	Everco Part No.	Weatherhead Part No.	Female Bubble Fl. 1	Inv. Seat 2	Male Thread 3
273000	56M	7921	3/16" (12-1.0MM thread)	3/16" (3/8-24 thread)	3/16" (12-1.0MM thread)



METRIC UNION

Edelmann Part No.	Everco Part No.	Weatherhead Part No.	Inv. Fl. Seat	Thread Size
274000	3006B	7934A	3/16"	10MM

For joining Edelmann 4300 series metric thread, standard flare 3/16" brake lines.



UNION

Edelmann Part No.	Everco Part No.	Weatherhead Part No.	Bubble Fl. Seat	Thread Size
275300	3005B	1594	3/16"	3/8-24

For joining Edelmann 5300 series U.S. thread bubble flare 3/16" brake lines.



METRIC UNION

Edelmann Part No.	Everco Part No.	Weatherhead Part No.	Bubble Fl. Seat	Thread Size
276000	3001B	7975	3/16"	10MM
277000	-	-	6 MM	12-1.0MM
278000	-	-	6 MM	14-1.5MM

For joining Edelmann 6300 series metric thread bubble flare 3/16" brake lines.



METRIC BUBBLE FLARE TUBE NUTS

Edelmann Part No.	Everco Part No.	Weatherhead Part No.	Bubble Fl. Seat	Thread Size
276010	-	-	3/16"	10-1.0MM Short
276011	-	-	3/16"	11-1.5MM
276012	-	-	3/16"	12-1.0MM
276013	-	-	3/16"	13-1.5MM
276014	-	-	3/16"	3/8-24
276015	-	-	6 MM	12-1.0MM
276016	-	-	6 MM	12-1.5MM
276017	-	-	6 MM	14-1.5MM
276110	-	-	3/16"	10-1.0MM



DRAIN COCKS

For use with low pressure applications. External seat and internal seat Drain Cocks are manufactured to the highest quality standards. Hand tightening provides leak-proof metal-to-metal seal.

Working temperature: -65°F to 250°F

Material: body brass (handle is sometimes steel or plastic)

Working pressure: see individual listings

Applications: air, water, gas, fluids (not intended for natural gas, LPG or lubricants)



DRAIN COCKS

Edelmann Part No.	Everco Part No.	Weatherhead Part No.	Pipe Thread
301200	1K	130	1/8"
303400	2K	140,	1/4"
309600	143	230	3/8"

Maximum operating pressure: 150 psi



DRAIN COCK

Edelmann Part No.	Everco Part No.	Weatherhead Part No.	Pipe Thread
307200	—	150	1/8"

Maximum operating pressure: 150 psi



DRAIN COCK

Edelmann Part No.	Everco Part No.	Weatherhead Part No.	Pipe Thread
308400	5K	120	1/4"

Maximum operating pressure: 150 psi



BACK SEATING DRAIN COCK

Edelmann Part No.	Everco Part No.	Weatherhead Part No.	Pipe Thread
310200	135	135	1/8"
311400	145	145	1/4"
312600	155	270	3/8"
313800	160	108	1/2"

Maximum operating pressure: 150 psi



PLASTIC DRAIN COCK THREADED

Edelmann Part No.	Everco Part No.	Weatherhead Part No.	Pipe Thread
321000	—	111	5/16" (7/16-20) GM: 3042160



PLASTIC DRAIN COCK PUSH-IN

Edelmann Part No.	Everco Part No.	Weatherhead Part No.	Diameter	Length
322000	253	113	1/4" GM: 3051041; FORD: E1FZ-8115A	1-1/2"
323000	252	112	1/4" FORD: E57H-8115A	1-7/8"

DRAIN COCKS (continued)

PLASTIC DRAIN COCK METRIC THREADED

Edelmann Part No.	Everco Part No.	Weatherhead Part No.	Pipe Thread
326000	254	114	12-1.25MM; Toyota: 90910-09052; Honda: 19011-PA004
327000	255	115	14-1.25MM; Toyota: 90910-09054; Honda: 19011-671-000
328000	257	117	14-1.25MM; Nissan: 21980-D0100; Subaru: 7451-24010
329000	256	116	10-1.25MM; Nissan: 21480-R0100; Subaru: 7451-24050



DRAIN COCKS

Edelmann Part No.	Everco Part No.	Weatherhead Part No.	Pipe Thread
338400	-	W15310	1/4"

Maximum operating pressure: 30 psi



DRAIN COCKS

Edelmann Part No.	Everco Part No.	Weatherhead Part No.	Pipe Thread
341200	41K	6891	1/8"
342400	42K	6892	1/4"
343600	43K	6893	3/8"

Maximum operating pressure: 30 psi



SHUTOFF COCKS

Manufactured for low pressure applications. A universal lubricant satisfactory with most common fluids is used but may wash out at higher pressures or with exotic fluids.

Working temperature: -65°F to 250°F
Material: body brass (handle is sometimes steel)

Applications: air, water, gas, fluids (not intended for natural gas, LPG or lubricants)



DOUBLE FEMALE SHUT-OFF COCKS

Edelmann Part No.	Everco Part No.	Weatherhead Part No.	Pipe Thread
331220	131	6804	1/8"
332440	132	6809	1/4"
333660	134	-	3/8"

Maximum operating pressure: 30 psi



DOUBLE FEMALE SHUT-OFF COCKS (MARINE)

Edelmann Part No.	Everco Part No.	Weatherhead Part No.	Pipe Thread
335440	21K	-	1/4"

Maximum operating pressure: 15 psi. For use in fuel oils and L.P. gas.



MALE AND FEMALE SHUT-OFF COCKS

Edelmann Part No.	Everco Part No.	Weatherhead Part No.	Pipe Thread
348220	148	6824	1/8"
349440	149	6829	1/4"

Maximum operating pressure: 30 psi



MALE AND FEMALE SHUT-OFF COCKS (MARINE)

Edelmann Part No.	Everco Part No.	Weatherhead Part No.	Pipe Thread
350440	-	6828	1/4"

Maximum operating pressure: 15 psi. For use in fuel oils and L.P. gas.



DOUBLE MALE SHUT-OFF COCKS

Edelmann Part No.	Everco Part No.	Weatherhead Part No.	Pipe Thread
376220	16K	6810	1/8"
377440	17K	6815	1/4"

Maximum operating pressure: 30 psi



COMPRESSION STRAIGHTWAY SHUT-OFF COCKS

Edelmann Part No.	Everco Part No.	Weatherhead Part No.	Tube Size	Pipe Thread
427420	27	A694	1/4"	1/8"
429520	29	A664	5/16"	1/8"
457640	57	A6764	3/8"	1/4"

Maximum operating pressure: 30 psi



COMPRESSION DOUBLE SHUT-OFF COCKS

Edelmann Part No.	Everco Part No.	Weatherhead Part No.	Tube Size
428400	28	A6769	1/4"
430500	30	A6774	5/16"
458600	58	A6779	3/8"

Maximum operating pressure: 30 psi

SHUTOFF COCKS *(continued)*

THREE WAY SHUT-OFF COCKS

Edelmann Part No.	Everco Part No.	Weatherhead Part No.	Pipe Thread
469400	6749	6749	1/4"
469600	6754	6709	3/8"

Maximum operating pressure: 30 psi. For use in gasoline, diesel fuel, oil, air, water or detergent.



FOUR WAY SHUT-OFF COCKS

Edelmann Part No.	Everco Part No.	Weatherhead Part No.	Pipe Thread
470400	6747	6747	1/4"

Maximum operating pressure: 30 psi. For use in gasoline, diesel fuel, oil, air, water or detergent.



NEEDLE VALVES

Manufactured with metal-to-metal seats and fine-thread screwdown. This enables positive sealing as well as precise adjustments to hold any amount of flow-up to valve capacity. Valves should always be installed with pressure against seat.

Recommended uses: Copper, steel, aluminum and plastic tubing (brass sleeve required with aluminum and copper tubing)

Working temperature: -65°F to 250°F

Material: body brass (handle is sometimes steel)

Working pressure: up to 150 psi

Applications: air, water, gas, fluids (not intended for natural gas, LPG or lubricants)

COMPRESSION ANGLE NEEDLE VALVE 90°

Edelmann Part No.	Everco Part No.	Weatherhead Part No.	Tube Size	Pipe Thread
501420	10K	A555	1/4"	1/8"
502520	11K	A655	5/16"	1/8"



COMPRESSION STRAIGHTWAY NEEDLE VALVE

Edelmann Part No.	Everco Part No.	Weatherhead Part No.	Tube Size	Pipe Thread
505420	6K	A690	1/4"	1/8"
506520	7K	A660	5/16"	1/8"



S.A.E. MALE STRAIGHTWAY ONE END

Edelmann Part No.	Everco Part No.	Weatherhead Part No.	Tube Size	Pipe Thread
514520	-	630	5/16"	1/8"



COMPRESSION DOUBLE NEEDLE VALVE STRAIGHTWAY

Edelmann Part No.	Everco Part No.	Weatherhead Part No.	Tube Size
520400	22K	A6765	1/4"
521500	23K	A6770	5/16"



PIPE STRAIGHTWAY

Edelmann Part No.	Everco Part No.	Weatherhead Part No.	Tube Size
548220	26K	6820	1/8"
549440	27K	6825	1/4"



GREASE FITTINGS

Used for all types of automotive applications. All fittings are plated to resist corrosion. Fittings are case hardened for extended performance and furnished with ball check unless otherwise noted.

GREASE FITTINGS 1/8" PIPE THREAD



MALE STRAIGHT

Edelmann Part No.	Everco Part No.	Weatherhead Part No.	Length
600000	1861	–	43/64"

Maximum Pressure: 10,000 psi



MALE STRAIGHT

Edelmann Part No.	Everco Part No.	Weatherhead Part No.	Length
601000	1864	–	1-13/64"

Maximum Pressure: 10,000 psi



MALE 30° ELBOW

Edelmann Part No.	Everco Part No.	Weatherhead Part No.	Length
604000	–	–	1-3/32"

Maximum Pressure: 10,000 psi



MALE 45° ELBOW

Edelmann Part No.	Everco Part No.	Weatherhead Part No.	Length
605000	1862	–	1-3/64"

Maximum Pressure: 10,000 psi



MALE 67-1/2° ELBOW

Edelmann Part No.	Everco Part No.	Weatherhead Part No.	Length
606000	–	–	29/32"

Maximum Pressure: 10,000 psi



MALE 90° ELBOW

Edelmann Part No.	Everco Part No.	Weatherhead Part No.	Length
607000	1863	–	27/32"

Maximum Pressure: 10,000 psi

GREASE FITTINGS (continued)

GREASE FITTINGS 1/4"-28 THREAD

LONG STRAIGHT

Edelmann Part No.	Everco Part No.	Weatherhead Part No.	Length
608000	1854	—	31/32"
610000	—	—	23/32"

Maximum Pressure: 10,000 psi



SHORT STRAIGHT

Edelmann Part No.	Everco Part No.	Weatherhead Part No.	Length
609000	1851	—	9/16"

Maximum Pressure: 10,000 psi



SHORT 45° ELBOW

Edelmann Part No.	Everco Part No.	Weatherhead Part No.	Length
611000	1852	—	55/64"

Maximum Pressure: 10,000 psi



LONG 45° ELBOW

Edelmann Part No.	Everco Part No.	Weatherhead Part No.	Length
612000	—	—	61/64"

Maximum Pressure: 10,000 psi



SHORT 90° ELBOW

Edelmann Part No.	Everco Part No.	Weatherhead Part No.	Length
613000	1853	—	49/64"

Maximum Pressure: 10,000 psi



GREASE FITTINGS DRIVE TYPE

5/16" STRAIGHT

Edelmann Part No.	Everco Part No.	Weatherhead Part No.	Length	Diameter
615000	—	—	35/64"	5/16"
658000	—	—	5/8"	5/16"

Furnished without ball check. Maximum pressure: 1,000 psi



1/4" STRAIGHT

Edelmann Part No.	Everco Part No.	Weatherhead Part No.	Length
611448	—	—	9/16"
617000*	1872	—	13/32"

*Furnished without ball check. Maximum pressure: 1,000 psi



3/16" STRAIGHT

Edelmann Part No.	Everco Part No.	Weatherhead Part No.	Length
669000	1871	—	37/64"

Maximum pressure: 1,000 psi



5/16" STRAIGHT

Edelmann Part No.	Everco Part No.	Weatherhead Part No.	Length
671000	1873	—	35/64"

Maximum pressure: 1,000 psi



GREASE FITTINGS *(continued)*

GREASE FITTINGS 1/4" PIPE THREAD



1/4" MALE STRAIGHT

Edelmann Part No.	Everco Part No.	Weatherhead Part No.	Length
626000	1841	–	31/32"

Maximum Pressure: 10,000 psi



1/4" MALE 67-1/2° ELBOW

Edelmann Part No.	Everco Part No.	Weatherhead Part No.	Length
628000	1842	–	1-9/64"

Maximum Pressure: 10,000 psi

GREASE FITTINGS METRIC THREAD

MALE STRAIGHT



Edelmann Part No.	Everco Part No.	Weatherhead Part No.	Thread Size	Length
680000	1855	–	6-1.0MM	12.8MM
683000	1865	–	8-1.0MM	16.3MM
686000	1896	–	10-1.0MM	15.5MM

MALE 45° ELBOW



Edelmann Part No.	Everco Part No.	Weatherhead Part No.	Thread Size	Length
681000	1856	–	6-1.0MM	16.5MM
684000	1866	–	8-1.0MM	24.1MM
687000	1897	–	10-1.0MM	26.9MM

MALE 90° ELBOW



Edelmann Part No.	Everco Part No.	Weatherhead Part No.	Thread Size	Length
682000	1857	–	6-1.0MM	15.5MM
685000	1867	–	8-1.0MM	15.3MM
688000	1898	–	10-1.0MM	19.7MM

GREASE FITTINGS MISCELLANEOUS



5/16"-24 STANDARD THREAD

Edelmann Part No.	Everco Part No.	Weatherhead Part No.	Length
623000	1843	–	11/16"



3/8"-24 STANDARD THREAD

Edelmann Part No.	Everco Part No.	Weatherhead Part No.	Length
624000	1844	–	11/16"

PLASTIC & SOFT RUBBER FITTINGS

Designed for use with multi-purpose tubing for windshield washer and vacuum lines. Most plastic fittings are made of nylon, soft rubber, or high density polyethylene. Barbed ends allow quick connection, even in limited work area.

Recommended uses: Multi-purpose tubing (soft rubber fitting used for vacuum lines)

Working temperature: Due to the variety of materials, it is impractical to state a figure.

Applications: Vacuum lines, water and antifreeze lines
Also used for motor oil and gas (except for breakaway fittings)

ELBOW

Edelmann Part No.	Everco Part No.	Weatherhead Part No.	Hose Size	
			1	2
711022	2698AA	-	1/8"	1/8"
711033	2698BB	1929	3/16"	3/16"
711043	2698CB	-	1/4"	3/16"
711044	2698CC	1931	1/4"	1/4"
711055	-	-	5/16"	5/16"
711066	2698EE	-	3/8"	3/8"



CONNECTOR

Edelmann Part No.	Everco Part No.	Weatherhead Part No.	Hose Size	
			1	2
712000	-	-	5/32"	7/32"
712340	2652	1914	3/16"	1/4"
712420	2653CA	1924	1/8"	1/4"
712460	2653	1915	1/4"	3/8"




CONNECTOR

Edelmann Part No.	Everco Part No.	Weatherhead Part No.	Hose Size
719220	2641	1911	1/8"
712330	2642	1912	3/16"
719240	2643	1913	1/4"
712550	2644	1925	5/16"
712660	2645	1927	3/8"



TEE

Edelmann Part No.	Everco Part No.	Weatherhead Part No.	Hose Size		
			1	2	3
717223	2663	1917	1/8"	3/16"	1/8"
717224	2667	1918	1/8"	1/4"	1/8"
718332	2665	1920	3/16"	1/8"	3/16"
717334	2666	1921	3/16"	1/4"	3/16"
713000	-	-	7/32"	5/32"	7/32"
717663	2669EEB	1907	3/8"	3/16"	3/8"
717664	2669EEC	1908	3/8"	1/4"	3/8"



TEE

Edelmann Part No.	Everco Part No.	Weatherhead Part No.	Hose Size
714222	2630	1916	1/8"
714000	2631	1919	5/32"
714333	2632	1902	3/16"
717444	2633	1903	1/4"
718555	2634	1906	5/16"
714666	2635	1922	3/8"



PLASTIC & SOFT RUBBER FITTINGS *(continued)*



UNIVERSAL BREAKAWAY CONNECTOR

Edelmann Part No.	Everco Part No.	Weatherhead Part No.	1	Hose Size 2	3
715000	2648	1901	5/32"	1/4"	3/8"

Caution: not to be used with gasoline.



RESTRICTOR CONNECTOR

Edelmann Part No.	Everco Part No.	Weatherhead Part No.	Hose Size
715300	2688B	1950	3/16"



UNIVERSAL BREAKAWAY TEE

Edelmann Part No.	Everco Part No.	Weatherhead Part No.	1	Hose Size 2	3
716000	2638	1900	5/32"	1/4"	3/8"

Caution: not to be used with gasoline.



FORD AND GM FOUR WAY TEE

Edelmann Part No.	Everco Part No.	Weatherhead Part No.	Hose Size
716300	2681	1948	3/16"



FORD FIVE WAY TEE

Edelmann Part No.	Everco Part No.	Weatherhead Part No.	Hose Size
716330	2682	1949	3/16"




TEE

Edelmann Part No.	Everco Part No.	Weatherhead Part No.	1	Hose Size 2	3
717244	—	—	1/4"	1/4"	1/8"
717466	2687CEE	1945	3/8"	3/8"	1/4"



VACUUM LINE CAP

Edelmann Part No.	Everco Part No.	Weatherhead Part No.	Hose Size
720200	2615A	—	1/8"
720000	2615B	—	3/16"
720400	2615C	—	1/4"
720500	2615D	—	5/16"
720600	2615E	—	3/8"



UNIVERSAL CROSS

Edelmann Part No.	Everco Part No.	Weatherhead Part No.	1	Hose Size 2	3
762000	2670	—	1/8"	1/4"	3/8"

Caution: not to be used with gasoline.



TEE-"Y" SHAPE

Edelmann Part No.	Everco Part No.	Weatherhead Part No.	1	Hose Size 2	3
762222	2696AAA	—	1/8"	1/8"	1/8"
762663	2696EEB	—	3/8"	3/16"	3/8"

PLASTIC & SOFT RUBBER FITTINGS *(continued)*

CROSS TEE

Edelmann Part No.	Everco Part No.	Weatherhead Part No.	Hose Size
762300	—	—	3/16"



TEE

Edelmann Part No.	Everco Part No.	Weatherhead Part No.	Hose Size
763333	2647BBB	—	3/16"



CONNECTOR

Edelmann Part No.	Everco Part No.	Weatherhead Part No.	Hose Size	
			1	2
765120	—	—	7/64"	1/8"
765140	—	—	7/64"	7/32"
765230	—	—	1/8"	5/32"
765240	—	—	1/8"	7/32"
765242	—	—	9/64"	7/32"



CONNECTOR

Edelmann Part No.	Everco Part No.	Weatherhead Part No.	Hose Size	
			1	2
765220	2568AB	—	1/8"	5/32"



CONNECTOR

Edelmann Part No.	Everco Part No.	Weatherhead Part No.	Hose Size	
			1	2
765232	2558AB	—	1/8"	11/64"



CONNECTOR

Edelmann Part No.	Everco Part No.	Weatherhead Part No.	Hose Size
765330	2531BBB	—	5/32"



ELBOW

Edelmann Part No.	Everco Part No.	Weatherhead Part No.	Hose Size	
			1	2
766220	2551AA	—	1/8"	1/8"
766230	2551AB	—	1/8"	5/32"
766232	2551AC	—	1/8"	11/64"
766234	—	—	9/64"	5/32"
766330	2516BC	—	5/32"	3/16"



TEE

Edelmann Part No.	Everco Part No.	Weatherhead Part No.	Hose Size
767222	2532AAA	—	7/64"



ELBOW

Edelmann Part No.	Everco Part No.	Weatherhead Part No.	Hose Size		
			1	2	3
767333	2518CBB	—	3/16"	5/32"	5/32"



HOSE

Edelmann Part No.	Everco Part No.	Weatherhead Part No.	Diameter	Length
850	2501B	—	5/32"	2"



PUSH-ON HOSE FITTINGS

Manufactured for low and medium pressure, these fittings are quick connecting and have high resistance to vibration damage.

Working temperature: -40°F to 250°F

Material: brass

Working pressure: up to 150 PSI. Hose clamp is required when working pressure exceeds 100 PSI.

Applications: fuel line, fluid and vacuum systems

PUSH-ON SWIVEL MALE



Edelmann Part No.	Everco Part No.	Weatherhead Part No.	Inv. Fl. Tube	Hose Size
721340	2737	10004B-B03	3/16"	1/4"
721440	2738	10004B-B04	1/4"	1/4"
721540	2739	10004B-B05	5/16"	1/4"
721550	2741	10005B-B05	5/16"	5/16"
721560	2838	10006B-B05	5/16"	3/8"
721650	2742	10005B-B06	3/8"	5/16"
721660	2743	10006B-B06	3/8"	3/8"

PUSH-ON RIGID FEMALE



Edelmann Part No.	Everco Part No.	Weatherhead Part No.	Inv. Fl. Tube	Hose Size
724340	—	10004B-A03	3/16"	1/4"
724440	2746	10004B-A04	1/4"	1/4"
724540	2747	10004B-A05	5/16"	1/4"
724560	2835	10006B-A05	5/16"	3/8"
724660	2748	10006B-A06	3/8"	3/8"

PUSH-ON MALE ELBOW



Edelmann Part No.	Everco Part No.	Weatherhead Part No.	Pipe Thread	Hose Size
731240	—	—	1/8"	1/4"
731250	2749	10005B-C02	1/8"	5/16"
731440	—	—	1/4"	1/4"
731450	2749CD	10005B-C04	1/4"	5/16"
731460	2878	10006B-C04	1/4"	3/8"
731650	—	—	3/8"	5/16"
731660	—	—	3/8"	3/8"

PUSH-ON SWIVEL FEMALE



Edelmann Part No.	Everco Part No.	Weatherhead Part No.	S.A.E. Fl. Tube	Hose Size
741440	2765	10004B-404	1/4"	1/4"
741540	2766	10004B-405	5/16"	1/4"
741660	2768	10006B-406	3/8"	3/8"

PUSH-ON RIGID MALE



Edelmann Part No.	Everco Part No.	Weatherhead Part No.	S.A.E. Fl. Tube	Hose Size
742440	2770	10004B-304	1/4"	1/4"
742540	2771	10004B-305	5/16"	1/4"
742660	2772	10006B-306	3/8"	3/8"

PUSH-ON RIGID MALE



Edelmann Part No.	Everco Part No.	Weatherhead Part No.	Pipe Thread	Hose Size
744240	2729	10004B-102	1/8"	1/4"
744250	2731	10005B-102	1/8"	5/16"
744440	2730	10004B-104	1/4"	1/4"
744450	2732	10005B-104	1/4"	5/16"
744460	2733	10006B-104	1/4"	3/8"
744620	—	—	1/8"	3/8"
744660	2734	10006B-106	3/8"	3/8"
744860	2735	—	3/8"	1/2"
744880	2736	10008B-108	1/2"	1/2"

PUSH-ON HOSE FITTINGS *(continued)*

PUSH-ON HOSE MENDER

Edelmann Part No.	Everco Part No.	Weatherhead Part No.	Hose Size
750400	2776	10004B-Y04	1/4"
750500	2777	10005B-Y05	5/16"
750600	2778	10006B-Y06	3/8"
750800	2779	10008B-Y08	1/2"



PUSH-ON ADAPTER

Edelmann Part No.	Everco Part No.	Weatherhead Part No.	Tube	Hose Size
751660	2800EE	10006B-X06	3/8"	3/8"



CLAMP STYLE HOSE FITTINGS

Manufactured for low pressure applications and used with multi-purpose hose. To assemble, cut hose squarely. Slide clamp on hose, then lubricate hose. Push hose on fitting until hose bottoms against stop ring or hex. Position hose clamp between fitting ball and end of hose.

Working temperature: -40°F to 250°F

Material: brass

Working pressure: 60 psi

Applications: fuel and oil lines for small engines, vacuum advance, evaporative emission control

CLAMP STYLE RIGID MALE

Edelmann Part No.	Everco Part No.	Weatherhead Part No.	Pipe Thread	Hose Size
820230	2659	1541	1/8"	3/16"
844240	1710	1537	1/8"	1/4"
820250	1734	1551	1/8"	5/16"
844440	1709	1581	1/4"	1/4"
820450	1719	1555	1/4"	5/16"
846260	1705	1565	1/8"	3/8"
844640	1777	-	3/8"	1/4"
846460	1716	1564	1/4"	3/8"
846660	1711	1566	3/8"	3/8"



CLAMP STYLE RIGID MALE

Edelmann Part No.	Everco Part No.	Weatherhead Part No.	Inv. Fl. Tube	Hose Size
821450	1742	1598	1/4"	5/16"
821550	1742DD	1560	5/16"	5/16"
821560	1746	1568	5/16"	3/8"
821650	1726	1561	3/8"	5/16"
821660	1746EE	1570	3/8"	3/8"



CLAMP STYLE HOSE FITTINGS *(continued)*

CLAMP STYLE 90° MALE ELBOW



Edelmann Part No.	Everco Part No.	Weatherhead Part No.	Inv. Fl. Tube	Hose Size
822440	1764	1403	1/4"	1/4"
822540	1790	1404	5/16"	1/4"
822550	1791	1405	5/16"	5/16"
822560	1795	1406	5/16"	3/8"
822660	1799	1407	3/8"	3/8"

CLAMP STYLE MALE TEE



Edelmann Part No.	Everco Part No.	Weatherhead Part No.	Inv. Fl. Tube	Hose Size
827660	1702	1415	3/8"	3/8"

CLAMP STYLE RIGID FEMALE



Edelmann Part No.	Everco Part No.	Weatherhead Part No.	Inv. Fl. Tube	Hose Size
824450	1737	—	1/4"	5/16"
824550	1735	—	5/16"	5/16"

CLAMP STYLE MALE ELBOW



Edelmann Part No.	Everco Part No.	Weatherhead Part No.	Pipe Thread	Hose Size
831240	1720	1582	1/8"	1/4"
831250	1712	1556	1/8"	5/16"
831260	1704	1572	1/8"	3/8"
831450	1721	1557	1/4"	5/16"
831460	1725	1571	1/4"	3/8"

CLAMP STYLE RIGID FEMALE



Edelmann Part No.	Everco Part No.	Weatherhead Part No.	Inv. Fl. Tube	Hose Size
841550	1738	—	5/16"	5/16"

CLAMP STYLE RIGID MALE



Edelmann Part No.	Everco Part No.	Weatherhead Part No.	S.A.E. Fl. Tube	Hose Size
842550	1741	10005B-305	5/16"	5/16"

CLAMP STYLE BRASS UNION TEE



Edelmann Part No.	Everco Part No.	Weatherhead Part No.	Tube Size
847444	2636C	1064X4	1/4"
847555	2636D	—	5/16"
847666	2636E	1064X6	3/8"

AIR BRAKE FITTINGS FOR NYLON TUBING

Meets D.O.T FMVSS571.106 air brake specifications. Use with S.A.E.J844 type A and B nylon tubing. Easy to assemble, no flaring needed. Also meets S.A.E. standards, S.A.E.J246 and S.A.E.J1131. To assemble, cut tubing squarely. Insert tubing into fitting until bottomed on seat. Then tighten nut so one thread remains visible on fitting body. Finally, wrench tighten as indicated below.

Tube Size	Wrench Turns
1/4	3
3/8 & 1/2	4
5/8 & 3/4	3-1/2

Working temperature: -40°F to 200°F

Material: brass

Working pressure: up to 150 psi

Applications: air brake system and cab air controls

TUBING INSERT (for aluminum tubing)

Edelmann Part No.	Everco Part No.	Weatherhead Part No.	Tube Size
908040	-	-	1/4"
908050	292D	-	5/16"
908060	-	-	3/8"
908080	-	-	1/2"



BULKHEAD COUPLING (for copper tubing)

Edelmann Part No.	Everco Part No.	Weatherhead Part No.	Male Pipe Thread	Female Pipe Thread	Length
908284	-	W05498	1/2"	1/4"	2.16"
908286	-	W05730	1/2"	1/4"	2.93"
908642	-	W05465	3/4"	1/4"	1.50"
908643	-	W21204	3/4"	1/4"	.94"
908663	-	W17709	1"	3/8"	1.31"



BULKHEAD UNION

Edelmann Part No.	Everco Part No.	Weatherhead Part No.	Tube Size
911440	-	1474X4	1/4"
911460	-	1474X6	3/8"
911480	-	1474X8	1/2"

Used only for nylon tubing connections.



BULKHEAD UNION

Edelmann Part No.	Everco Part No.	Weatherhead Part No.	Tube Size
911560	-	-	3/8"

Used to join nylon and copper connections.



SLEEVE (REF. S.A.E. 100115)

Edelmann Part No.	Everco Part No.	Weatherhead Part No.	Tube Size
916040	6660C	1460X4	1/4"
916060	6660E	1460X6	3/8"
916080	6660F	1460X8	1/2"
916090	6660G	1460X10	5/8"
916092	6660H	1460X12	3/4"



NUT (REF. S.A.E. 100110)

Edelmann Part No.	Everco Part No.	Weatherhead Part No.	Tube Size
916140	6661C	1461X4	1/4"
916160	6661E	1461X6	3/8"
916180	6661F	1461X8	1/2"
916190	6661G	1461X10	5/8"
916192	6661H	1461X12	3/4"



AIR BRAKE FITTINGS FOR NYLON TUBING *(continued)*



UNION (REF. S.A.E. 100101BA)

Edelmann Part No.	Everco Part No.	Weatherhead Part No.	Tube Size
916240	6662C	1462X4	1/4"
916260	6662E	1462X6	3/8"
916280	6662F	1462X8	1/2"
916290	6662G	1462X10	5/8"
916292	6662H	1462X12	3/4"

INSERT



Edelmann Part No.	Everco Part No.	Weatherhead Part No.	Tube Size
916340	292C	1484X4	1/4"
916360	292E	1484X6	3/8"
916380	292F	1484X8	1/2"
916390	292G	1484X10	5/8"
916392	292H	1484X12	3/4"

UNION TEE (REF. S.A.E. 100401BA)



Edelmann Part No.	Everco Part No.	Weatherhead Part No.	Tube Size
916440	6664C	1464X4	1/4"
916460	6664E	1464X6	3/8"
916480	6664F	1464X8	1/2"
916490	6664G	—	5/8"

UNION ELBOW (REF. S.A.E. 100201BA)



Edelmann Part No.	Everco Part No.	Weatherhead Part No.	Tube Size
916540	6665C	—	1/4"
916560	6665E	1465X6	3/8"
916580	6665F	1465X8	1/2"
916590	6665G	1465X10	5/8"

FEMALE CONNECTOR (REF. S.A.E. 100103BA)



Edelmann Part No.	Everco Part No.	Weatherhead Part No.	Tube Size	Pipe Thread
916642	6666C	—	1/4"	1/8"
916644	—	—	1/4"	1/4"
916662	—	1466X6X2	3/8"	1/8"
916664	6666E	1466X6	3/8"	1/4"
916666	6666EE	1466X6X6	3/8"	3/8"
916686	6666F	1466X8	1/2"	3/8"
916688	—	—	1/2"	1/2"
916606	6666G	—	5/8"	3/8"
916608	—	—	5/8"	1/2"

AIR BRAKE FITTINGS FOR NYLON TUBING *(continued)*

MALE CONNECTOR (REF. S.A.E. 100102BA)

Edelmann Part No.	Everco Part No.	Weatherhead Part No.	Tube Size	Pipe Thread
916842	6668C	1468X4	1/4"	1/8"
916844	6668CC	1468X4X4	1/4"	1/4"
916846	6668CCC	1468X4X6	1/4"	3/8"
916862	6668E	1468X6X2	3/8"	1/8"
916864	6668EE	1468X6	3/8"	1/4"
916866	6668EEE	1468X6X6	3/8"	3/8"
916868	6668EEEE	1468X6X8	3/8"	1/2"
916884	6668F	1468X8X4	1/2"	1/4"
916886	6668FF	1468X8	1/2"	3/8"
916888	6668FFF	1468X8X8	1/2"	1/2"
916806	6668G	1468X10X6	5/8"	3/8"
916808	6668GG	1468X10	5/8"	1/2"
916828	6668H	1468X12	3/4"	1/2"
916892	—	1468X12X12	3/4"	3/4"



MALE ELBOW (REF. S.A.E. 100202BA)

Edelmann Part No.	Everco Part No.	Weatherhead Part No.	Tube Size	Pipe Thread
916942	6669C	1469X4	1/4"	1/8"
916944	6669CC	1469X4X4	1/4"	1/4"
916946	6669CCC	1469X4X6	1/4"	3/8"
916962	6669EEE	1469X6X2	3/8"	1/8"
916964	6669E	1469X6	3/8"	1/4"
916966	6669EE	1469X6X6	3/8"	3/8"
916968	—	1469X6X8	3/8"	1/2"
916984	6669FFF	1469X8X4	1/2"	1/4"
916986	6669F	1469X8	1/2"	3/8"
916988	6669FF	1469X8X8	1/2"	1/2"
916906	6669GG	1469X10X6	5/8"	3/8"
916908	6669G	1469X10	5/8"	1/2"
916928	—	1469X12	3/4"	1/2"



FEMALE ELBOW (REF. S.A.E. 100203BA)

Edelmann Part No.	Everco Part No.	Weatherhead Part No.	Tube Size	Pipe Thread
917042	6670C	1470X4	1/4"	1/8"
917044	—	—	1/4"	1/4"
917066	6670EE	1470X6X6	3/8"	3/8"



AIR BRAKE FITTINGS FOR NYLON TUBING *(continued)*



MALE RUN TEE (REF. S.A.E. 100121BA)

Edelmann Part No.	Everco Part No.	Weatherhead Part No.	Tube Size	Pipe Thread
917142	6671C	1471X4	1/4"	1/8"
917144	—	—	1/4"	1/4"
917164	6671E	1471X6	3/8"	1/4"
917186	6671F	1471X8	1/2"	3/8"



MALE BRANCH TEE (REF. S.A.E. 100125BA)

Edelmann Part No.	Everco Part No.	Weatherhead Part No.	Tube Size	Pipe Thread
917242	6672C	1472X4	1/4"	1/8"
917244	—	—	1/4"	1/4"
917264	6672E	1472X6	3/8"	1/4"
917266	—	1472X6X6X6	3/8"	3/8"
917286	6672F	1472X8	1/2"	3/8"
917288	—	—	1/2"	1/2"



45° ELBOW (REF. S.A.E. 100302BA)

Edelmann Part No.	Everco Part No.	Weatherhead Part No.	Tube Size	Pipe Thread
917942	6667C	1480X4	1/4"	1/8"
917944	—	—	1/4"	1/4"
917962	—	—	3/8"	1/8"
917964	6667EE	1480X6	3/8"	1/4"
917966	6667EEE	1480X6X6	3/8"	3/8"
917968	—	—	3/8"	1/2"
917986	6667FF	1480X8	1/2"	3/8"
917908	—	1480X10	5/8"	1/2"

DETACHABLE AIR BRAKE FITTINGS

Designed for use on truck and bus compressed air brake systems. Meets S.A.E. J1402C (formerly Type B) and D.O.T. FMVSS-106 specifications. Intended exclusively for use with 876 and 878 hose.

Working temperature: -63°F to 250°F

Working pressure: 125 psi

Maximum burst pressure: 900 psi

Applications: truck and bus compressed air brake systems

SLEEVE

Edelmann Part No.	Everco Part No.	Weatherhead Part No.	Hose I.D.
926060	243E	33806-A	3/8"
926080	—	33808-A	1/2"



NUT

Edelmann Part No.	Everco Part No.	Weatherhead Part No.	Hose I.D.
926160	244E	33806-B	3/8"
926180	—	33808-B	1/2"



HOSE MENDER

Edelmann Part No.	Everco Part No.	Weatherhead Part No.	Hose I.D.
926260	242E	33806B-Y06	3/8"
926280	—	33808B-Y08	1/2"



FEMALE CONNECTOR

Edelmann Part No.	Everco Part No.	Weatherhead Part No.	Hose I.D.	Pipe Thread
926660	—	33806B-Y76	3/8"	3/4-20
926680	—	33808B-Y78	1/2"	7/8-20



MALE CONNECTOR

Edelmann Part No.	Everco Part No.	Weatherhead Part No.	Hose I.D.	Pipe Thread
926864	240C	33806B-Y24	3/8"	1/4"
926866	240E	33806B-Y26	3/8"	3/8"
926868	240F	33806B-Y28	3/8"	1/2"
926886	—	33808B-Y26	1/2"	3/8"
926888	—	33808B-Y28	1/2"	1/2"



ADAPTER

Edelmann Part No.	Everco Part No.	Weatherhead Part No.	Air Brake Swivel	Pipe Size	Thread Size
927764	—	1390X6	3/8"	1/4"	3/4-20
927766	—	1390X6X6	3/8"	3/8"	3/4-20
927786	—	1390X8	1/2"	3/8"	7/8-20
927788	—	1390X8X8	1/2"	1/2"	7/8-20



CONNECTOR WITH ADAPTER

Edelmann Part No.	Everco Part No.	Weatherhead Part No.	Hose I.D.	ABS Thread	Male Pipe Thread
927864	—	33806B-Y84	3/8"	3/8"	1/4"
927866	—	33806B-Y86	3/8"	3/8"	3/8"
927886	—	33808B-Y86	1/2"	1/2"	3/8"



DETACHABLE AIR BRAKE FITTINGS *(continued)*



INSERT

Edelmann Part No.	Everco Part No.	Weatherhead Part No.	Hose I.D.	Pipe Thread
928066	–	1391X6X6	3/8"	3/8"



AIR TANK DRAIN VALVE

Edelmann Part No.	Everco Part No.	Weatherhead Part No.	Male Pipe Thread
930040	6805	1421-60	1/4"



BALL TYPE PRESSURE RELIEF VALVE

Edelmann Part No.	Everco Part No.	Weatherhead Part No.	Male Pipe Thread
930140	–	–	1/4"



ONE WAY CHECK VALVE

Edelmann Part No.	Everco Part No.	Weatherhead Part No.	Male Pipe Thread
930280	–	–	1/2"



GLAD HANDS

Edelmann Part No.	Everco Part No.	Weatherhead Part No.	
931100	–	W79850	Service
931200	–	–	Emergency
931300	246	W76150	Universal



GLADHAND SEAL

Edelmann Part No.	Everco Part No.	Weatherhead Part No.
935000	248	W14630



CONNECTOR WITH SPRING GUARD

Edelmann Part No.	Everco Part No.	Weatherhead Part No.	Hose I.D.	Male Pipe Thread
936864	241C	33806B-Y34	3/8"	1/4"
936866	241E	33806B-Y36	3/8"	3/8"
936868	241F	33806B-Y38	3/8"	1/2"
936886	–	33808B-Y36	1/2"	3/8"
936888	–	33808B-Y38	1/2"	1/2"

SURELOK™ FITTINGS

SURELOK™ FITTINGS

Recommended for compressed air as a connector on all air brake systems. Not for use between chassis frame and axle or between towed and towing vehicle. Also as a connector on all air operated systems as applicable to suspension, steering, engine, transmission and auxiliary mechanisms. Fittings and tubing comply to Department Of Transportation Federal Motor Vehicle Safety Standard (DOT FMVSS 106) (mandatory requirements for inch tube fittings in U.S.A.) Society for Automotive Engineers (SAE) J1131 (inch tube and fittings) and meet DIN 74324 and German TUV requirements (metric tube and fittings).

- Simple tube connection and disconnection
- All collets marked with tube size
- Easy tube insertion in restricted areas

Maximum Working Pressure: 0 to 150 psi
Working Temperature: -40°F to +220°F (-40°C to +100°C)
Materials: Body, tube support, Collet – Brass; O-Ring – Buna N (Low Nitrile); Thread Sealant – Precoat 5
Tubing: Tube should be to SAE J844 or DIN 74324


AIR BRAKE TO MALE PIPE

Edelmann Part No.	Diameter	Thread Size	H	L1	L2
940026	5/32"	1/16"- 27	11/32"	0.43	–
940004	5/32"	1/8"- 27	7/16"	0.89	–
940019	3/16"	1/8"- 27	1/2"	1.02	–
940000	1/4"	1/8"- 27	1/2"	1.04	–
940001	1/4"	1/4"-18	9/16"	1.17	–
940020	1/4"	3/8"-18	11/16"	1.2	–
940021	3/8"	1/8"- 27	11/16"	1.32	–
940022	3/8"	1/2"- 14	7/8"	1.46	–
940023	1/2"	1/4"-18	7/8"	1.68	–
940002	1/2"	3/8"-18	7/8"	1.64	–
940003	1/2"	1/2"- 14	7/8"	1.72	–
940024	5/8"	1/2"- 14	11/16"	2.12	–
940025	3/4"	3/4"- 14	11/16"	2.21	–



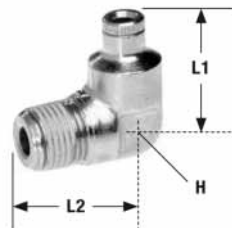
AIR BRAKE TO MALE PIPE – 45°

Edelmann Part No.	Diameter	Thread Size	H	L1	L2
940027	1/4"	1/8"- 27	14.3MM	1.68	0.81
940028	3/8"	1/2"- 14	22MM	2.44	1.3
940029	1/2"	1/2"- 14	22MM	2.6	1.3



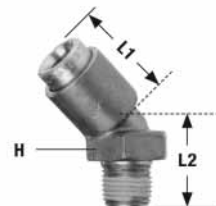
AIR BRAKE TO MALE PIPE – 90°

Edelmann Part No.	Diameter	Thread Size	H	L1	L2
940030	1/8"	1/8"- 27	7MM	0.67	0.66
940038	5/32"	1/8"- 27	7MM	0.67	0.68
940031	3/16"	1/8"- 27	12MM	0.81	0.75
940005	1/4"	1/8"- 27	14MM	0.81	0.79
940006	1/4"	1/4"- 18	18MM	0.87	1.02
940032	1/4"	3/8"- 18	22MM	0.94	1.1
940033	3/8"	1/8"- 27	18MM	1.08	0.87
940034	3/8"	1/4"- 18	18MM	1.06	1.02
940007	3/8"	1/2"- 14	24MM	1.14	1.38
940035	1/2"	1/4"- 18	22MM	1.22	1.14
940036	1/2"	3/8"- 18	22MM	1.26	1.14
940008	1/2"	1/2"- 14	24MM	1.28	1.38
940037	5/8"	3/8"- 18	22MM	1.44	1.22
940009	5/8"	1/2"- 14	30MM	1.54	1.42



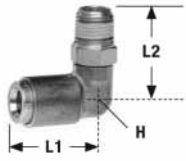
AIR BRAKE TO MALE PIPE SWIVEL – 45°

Edelmann Part No.	Diameter	Thread Size	H	L1	L2
940039	1/4"	1/8"- 27	7/16"	0.77	0.9
940040	3/8"	1/4"- 18	11/16"	1.05	1.26
940041	1/2"	3/8"- 18	3/4"	1.25	1.41



SureLok™ is a trademark of Gates Corporation.

SURELOK™ FITTINGS (continued)



AIR BRAKE TO MALE PIPE SWIVEL – 90°

Edelmann Part No.	Diameter	Thread Size	H	L1	L2
940042	1/4"	1/8" - 27	11MM	0.83	0.91
940043	1/4"	1/4" - 18	14MM	0.83	1.12
940044	3/8"	1/4" - 18	19MM	1.07	1.29
940045	3/8"	3/8" - 18	19MM	1.07	1.24



MALE PIPE TO AIR BRAKE – TEE

Edelmann Part No.	Diameter	Thread Size	H	L1	L2
940046	1/4"	1/4" - 18	18MM	1.85	0.89
940047	1/4"	3/8" - 18	22MM	2.03	0.93
940048	3/8"	3/8" - 18	22MM	2.24	1.14
940049	1/2"	3/8" - 18	22MM	2.44	1.3




AIR BRAKE TO MALE PIPE – TEE

Edelmann Part No.	Diameter	Thread Size	H	L1	L2
940050	3/8"	1/4" - 18	18MM	2.17	0.96



MALE PIPE SWIVEL TO AIR BRAKE – TEE

Edelmann Part No.	Diameter	Thread Size	H	L1	L2
940010	3/8"	3/8" - 18	19MM	2.32	1.07



AIR BRAKE TO MALE PIPE SWIVEL – TEE

Edelmann Part No.	Diameter	Thread Size	H	L1	L2
940051	1/4"	1/8" - 27	11MM	1.67	0.91
940052	1/2"	1/2" - 14	22MM	2.56	1.62



AIR BRAKE UNION

Edelmann Part No.	Diameter	Thread Size	H	L1	L2
940053	3/16"	–	–	1.36	–
940011	1/4"	–	–	1.4	–
940012	3/8"	–	–	1.74	–
940013	1/2"	–	–	2.01	–
940014	5/8"	–	–	2.42	–



AIR BRAKE UNION – 90°

Edelmann Part No.	Diameter	Thread Size	H	L1	L2
940054	3/8"	–	–	1.07	1.07
940055	1/2"	–	–	1.26	1.26



AIR BRAKE UNION – TEE

Edelmann Part No.	Diameter	Thread Size	H	L1	L2
940015	1/4"	–	–	1.65	0.83
940016	3/8"	–	–	2.13	1.07
940017	1/2"	–	–	2.53	1.26
940018	5/8"	–	–	3.07	1.54

PUSH-ON HOSE

For use with Push-On Fittings: See Page 32

A superior quality hose recommended for fuel, oil, air, water lube and many other general purpose applications. Constructed for long life and extra duty. Resistant to oils, solvents, abrasion and weather. Quality construction. Seamless Hypalon cover and Nitrile tube. Angle woven high strength polyester cord braid tightens on fitting under pressure or tension allowing excellent coupling and holding ability with Push-On fittings. Meets S.A.E. J30R7 requirements.



Working pressure: 250 psi

Burst pressure: 1,000 psi

Temperature range: -40°F to 257°F (-40°C to 110.8°C)

Part No.	I.D.	Description
814-25R	1/4"	25 Ft. Reel
815-25R	5/16"	25 Ft. Reel
816-25R	3/8"	25 Ft. Reel

FUEL LINE REPAIR KITS

Fuel Line Repair Kits are ideal for GM, Ford and other models with fuel filters located under chassis. No need to drop the fuel tank or replace the entire fuel line. Replace only the damaged section of the line.

Kits include:

- Flared steel brake line
18" or 30" lengths
5/16" or 3/8" diameter
- Compression fitting
- O-Rings

Part No.	Tube Size	Length	Thread Size
251618	5/16"	18"	14mm-1.5
251630	5/16"	30"	14mm-1.5
253818	3/8"	18"	16mm-1.5
253830	3/8"	30"	16mm-1.5



HOSE/TUBING/LINES

AIR BRAKE TUBING

Parflex tubing is nylon tubing designed for use in tractor, trailer and other mobile air brake, fuel instrumentation and air accessory systems. Meets S.A.E. J844 type A or B tubing and performance requirements as specified in S.A.E. J1131. Available in black only.

PFT Type A

Heat and light stabilized single wall extruded type 11 nylon tubing, available in sizes 1/8", 1/4" and 5/16". This tubing conforms for S.A.E. specification J844 type A. The A refers to non-reinforced tubing.

Meets D.O.T. FMVSS 106 (1/4" not listed in FMVSS 106).

Saves weight and labor in comparison with other tubing.

Comes in 100 ft. coils.

Temperature range: -40°F to 200°F (-40°C to 93°C)

Maximum working pressure: 150 psi

Edelmann Part No.	Everco Part No.	Weatherhead Part No.	Hose O.D.	Min. Bend. Radius	Hose I.D.
PFT-2A	282	NT10002	1/8"	3/8"	3/32"
PFT-4A	284	NT10004	1/4"	1"	7/32"
PFT-5A	285	NT10005	5/16"	1-1/4"	9/32"

PFT Type B

Heat and light stabilized seamless extruded nylon 11 core reinforced with one open ply of fibrous reinforcement and a protective nylon 11 cover sheath. The outer cover and core are fused to minimize leakage and maximize impact resistance. This tubing conforms to S.A.E. J844 type B. The B refers to reinforced tubing.

Meets D.O.T. FMVSS 106.

Saves weight and labor in comparison with other tubing.

Comes in 100 ft. coils.

Temperature range: -40°F to 200°F (-40°C to 93°C)

Maximum working pressure: 150 psi

Edelmann Part No.	Everco Part No.	Weatherhead Part No.	Tube O.D.	Radius	Hose I.D.
PFT-6B	286	NT10006	3/8"	1-1/2"	5/16"
PFT-8B	288	NT10008	1/2"	2"	7/16"



SPIRAL WRAPPED STEEL TUBING

SAE J527/ASTM A254 steel tubing is available individually packaged in 25 ft. coils in four popular diameters, 3/16", 1/4", 5/16" and 3/8" O.D. Wall thickness is .028 for Spiral wrapped tubing. A convenient package for automotive, farm and industrial applications. Tubing resists corrosion, vibration, fatigue, and shock from impact.

Part No.	O.D.	Description
3300ST	3/16"	25 ft.
3400ST	1/4"	25 ft.
3500ST	5/16"	25 ft.
3600ST	3/8"	25 ft.

COPPER TUBING

Copper tubing is available individually packaged in 50 ft. coils in three popular diameters: 1/4", 5/16", 3/8" O.D. ASTM B-75 wall thickness .030.

Note: Not to be used with brake systems or propane. A compound in propane fuel aggressively attacks copper. Copper tubing cannot be used for applications with propane fuel regardless of which side of the regulator it is intended for.

Part No.	O.D.	Description
4400CT	1/4"	50 ft.
4500CT	5/16"	50 ft.
4600CT	3/8"	50 ft.

EDELMANN EASY-FLEX BRAKE LINES

EDELMANN EASY-FLEX BRAKE LINES

Designed and constructed for maximum safety and service, Edelman lines resist corrosion, vibration, fatigue and shock from impact. Edelman lines are coated for corrosion protection in compliance with GM123M-ASV and S.A.E. J527B.

Each line is made by double wrapping a copper coated steel strip to form a double wall tube. Next, the tube is furnace brazed to fuse the copper/steel tube into one continuous and seamless tube. The tube is then given a super terne coat for excellent corrosion protection.

The resulting lines are the strongest and safest available, yet can still be easily bent without kinking or without damaging the super terne coat.

Standard Lines for Passenger Cars and Trucks

Available in 3/16", 1/4", 5/16" and 3/8" diameter in all popular lengths. Long S.A.E. inverted flare nut on one end of all 3/16" and 1/4" lines for leak proof connection on all dual braking master cylinders. Packaged five lines in a bag.



Standard Lines

Length	3/16"			1/4"			5/16"			3/8"		
	Edelmann Part No.	Everco Part No.	Weather-head Part No.	Edelmann Part No.	Everco Part No.	Weather-head Part No.	Edelmann Part No.	Everco Part No.	Weather-head Part No.	Edelmann Part No.	Everco Part No.	Weather-head Part No.
	Wall Thickness: 0.028" Max. Working Pressure*: 3770 psi Burst Pressure: 15080 psi			Wall Thickness: 0.028" Max. Working Pressure*: 2813 psi Burst Pressure: 11252 psi			Wall Thickness: 0.028" Max. Working Pressure*: 2247 psi Burst Pressure: 8988 psi			Wall Thickness: 0.028" Max. Working Pressure*: 1856 psi Burst Pressure: 7424 psi		
8"	308ST	B308	S308	408ST	B408	S408	508ST	B508	—	608ST	B608	—
12"	312ST	B312	S312	412ST	B412	S412	512ST	B512	S512	612ST	B612	S612
20"	320ST	B320	S320	420ST	B420	S420	520ST	B520	S520	620ST	B620	S620
30"	330ST	B330	S330	430ST	B430	S430	530ST	B530	S530	630ST	B630	S630
40"	340ST	B340	S340	440ST	B440	S440	540ST	B540	S540	640ST	B640	S640
51"	351ST	B351	S351	451ST	B451	S451	551ST	B551	S551	651ST	B651	S651
60"	360ST	B360	S360	460ST	B460	S460	560ST	B560	S560	660ST	B660	S660
Unions	123300	300B	302X3	123400	300C	302X4	123500	300D	302X5	123600	300E	302X6

* Calculated using Barlow's formula. Factors such as the thinning of tube walls due to forming operations, shock loads, and vibration characteristics of the system must also be considered.

Armor-Coil Lines

Available in 3/16" and 1/4" diameters in all popular lengths. Packaged five to a bag. The same as used on original equipment on many late model vehicles. The coils provide added protection from abrasion and road hazards. (For information concerning wall thickness, maximum working and burst pressures, see standard line diameters.)

Length	3/16"			1/4"		
	Edelmann Part No.	Everco Part No.	Weather-head Part No.	Edelmann Part No.	Everco Part No.	Weather-head Part No.
8"	3308ST	BA308	—	—	—	—
12"	3312ST	BA312	—	—	—	—
20"	3320ST	BA320	—	3420ST	BA420	—
30"	3330ST	BA330	—	3430ST	BA430	—
40"	3340ST	BA340	—	3440ST	BA440	—
51"	3351ST	BA351	—	3451ST	BA451	—
60"	3360ST	BA360	—	3460ST	BA460	—
Unions	123300	300B	302X3	123400	300C	302X4



Metric Lines for Imported Vehicles

- A. Metric thread with standard flare 3/16" diameter in all popular lengths. Used on Colt, Datsun, Chevy LUV Truck, Mazda and Toyota.
- B. U.S. thread with bubble flare 3/16" lines in all popular lengths. Packaged five to a bag. Used on Austin, Cortina, Cricket, Fiat, Jaguar, M.G. and Triumph.
- C. Metric thread with bubble flare 3/16" diameter in all popular lengths. Packaged five to a bag. Used on BMW, Citroen, Mercedes-Benz, Peugeot, Porsche and Volkswagen.

Length	Metric Thread Standard Flare 10MM-1MM			U.S. Thread Bubble Flare 3/8" x 24			Metric Thread Bubble Flare 10-1.0MM		
	Edelmann Part No.	Everco Part No.	Weather-head Part No.	Edelmann Part No.	Everco Part No.	Weather-head Part No.	Edelmann Part No.	Everco Part No.	Weather-head Part No.
8"	4308ST	B4308	SJ308	5308ST	B3080	SB308	6308ST	B3308	SC308
12"	4312ST	B4312	SJ312	5312ST	B3120	SB312	6312ST	B3312	SC312
20"	4320ST	B4320	SJ320	5320ST	B3200	SB320	6320ST	B3320	SC320
30"	4330ST	B4330	SJ330	5330ST	B3300	SB330	6330ST	B3330	SC330
40"	4340ST	B4340	SJ340	5340ST	B3400	SB340	6340ST	B3340	SC340
51"	4351ST	B4351	SJ351	5351ST	B3510	SB351	6351ST	B3351	SC351
60"	4360ST	B4360	SJ360	5360ST	B3600	SB360	6360ST	B3360	SC360
Unions	274000	3006B	7964A	275300	3005B	1594	276000	3001B	7975

For information concerning wall thickness, maximum working and burst pressures, see standard line diameters.



BRAKE LINE MERCHANDISERS & ASSORTMENTS



No. 312-27 STANDARD DISPLAY & ASSORTMENT

- Colorful steel display with each brake line color-coded by size. Enhances any jobber showroom.
- Puts merchandise out in front of customers for increased turns.
- Organizes brake lines by size and length—shows you at a glance when you are out of stock.
- Holds up to 28 different Edelmann part numbers.

Contains: 5 each of the following standard brake lines.

3/16"		1/4"		5/16"		3/8"	
Lines	Length	Lines	Length	Lines	Length	Lines	Length
308ST	8"	408ST	8"	508ST	8"	608ST	8"
312ST	12"	412ST	12"	512ST	12"	612ST	12"
320ST	20"	420ST	20"	520ST	20"	620ST	20"
330ST	30"	430ST	30"	530ST	30"	630ST	30"
340ST	40"	440ST	40"	540ST	40"	640ST	40"
351ST	51"	451ST	51"	551ST	51"	651ST	51"
360ST	60"	460ST	60"	560ST	60"	660ST	60"

No. 312-27MT — Display only.



No. 312-28 MT STANDARD DISPLAY

One piece color coded wall rack. Holds all sizes (3/16, 1/4, 5/16, 3/8) standard brake lines. Wall rack only, no brake lines.



No. 312-29 IMPORT DISPLAY & ASSORTMENT

Contains: 5 each of the following Metric Brake Lines.

Metric Threads, Standard Flare 3/16" Lines For most Japanese vehicles		U.S. Threads, Bubble Flare 3/16" Lines For most English vehicles and some Fiats		Metric Threads, Bubble Flare 3/16" Lines For most German and French vehicles	
Part No.	Length	Part No.	Length	Part No.	Length
4308ST	8"	5308ST	8"	6308ST	8"
4312ST	12"	5312ST	12"	6312ST	12"
4320ST	20"	5320ST	20"	6320ST	20"
4330ST	30"	5330ST	30"	6330ST	30"
4340ST	40"	5340ST	40"	6340ST	40"
4351ST	51"	5351ST	51"	6351ST	51"
4360ST	60"	5360ST	60"	6360ST	60"

No. 312-29MT — Display only.

No. 312-STA DISPLAY & ASSORTMENT

Contains: 5 each of 3/16" and 1/4" adapter brake lines with color coded wall rack.

Part Number	Inverted Flare	Inverted Flare	Length	Nut	Application
318STA	3/16" (3/8-24)	1/4" (7/16-24)	8"	Red	GM
328STA	3/16" (3/8-24)	5/16" (1/2-20)	8"	Black	Ford
338STA	3/16" (3/8-24)	5/16" (1/2-20)	8"	Green	GM
348STA	3/16" (3/8-24)	5/8" (9/16-18)	8"	Olive	GM
418STA	1/4" (7/16-24)	5/8" (9/16-18)	8"	Blue	Ford
428STA	1/4" (7/16-24)	1/4" (7/16-24)	8"	Brass	GM
438STA	1/4" (7/16-24)	5/16" (1/2-20)	8"	Silver	Ford

No. 312-STAMT — Wall Rack only



No. 312-34 DISPLAY & ASSORTMENT

Contains: 5 each of 3/16" and 1/4" diameter standard brake lines with color coded wall rack.

3/16" Lines		1/4" Lines	
Part No.	Length	Part No.	Length
308ST	8"	408ST	8"
312ST	12"	412ST	12"
320ST	20"	420ST	20"
330ST	30"	430ST	30"
340ST	40"	440ST	40"
351ST	51"	451ST	51"
360ST	60"	460ST	60"

No. 312-34MT — Wall Rack Only



No. 312-56 DISPLAY & ASSORTMENT

Contains: 5 each of 5/16" and 3/8" diameter standard brake lines with color coded rack.

5/16" Lines		3/8" Lines	
Part No.	Length	Part No.	Length
508ST	8"	608ST	8"
512ST	12"	612ST	12"
520ST	20"	620ST	20"
530ST	30"	630ST	30"
540ST	40"	640ST	40"
551ST	51"	651ST	51"
560ST	60"	660ST	60"

No. 312-56MT — Wall Rack Only



No. 312-300 DISPLAY & ASSORTMENT

Contains: 5 each of the following Metric Brake Lines plus color coded wall rack.

Metric Threads, Standard Flare 3/16" Lines For most Japanese vehicles		U.S. Threads, Bubble Flare 3/16" Lines For most English vehicles and some Fiats		Metric Threads, Bubble Flare 3/16" Lines For most German and French vehicles	
Part No.	Length	Part No.	Length	Part No.	Length
4308ST	8"	5308ST	8"	6308ST	8"
4312ST	12"	5312ST	12"	6312ST	12"
4320ST	20"	5320ST	20"	6320ST	20"
4330ST	30"	5330ST	30"	6330ST	30"
4340ST	40"	5340ST	40"	6340ST	40"
4351ST	51"	5351ST	51"	6351ST	51"
4360ST	60"	5360ST	60"	6360ST	60"

No. 312-300MT — Wall Rack only

RHINOHide™ PVF BRAKE LINES

RHINOHide™ PVF BRAKE LINES

RhinoHide lines are coated for corrosion protection in compliance with GM123M-ASV and S.A.E. J527B.

Superior Protection

Polyvinyl Fluoride is a chemical top-coat applied to a brake line that provides superior protection against caustic elements found in salt spray coastal environments and on roads during winter months. A thermoplastic fluoropolymer, PVF makes the brake line highly resistant to chemicals and weather.

Strong and Safe

PVF provides the protection you need against the environment and chipping from road debris without sacrificing ease in bending brake lines. No kinking or damage to PVF coating will result from bending.

What You Need

Available in all popular domestic and import sizes and lengths, RhinoHide has the PVF brake line for your job.



Standard Lines

	3/16" Inverted Flare One End Long S.A.E. Inv. Fl.	1/4" Inverted Flare One End Long S.A.E. Inv. Fl.	5/16" Inverted Flare	3/8" Inverted Flare
Length	Edelmann Part No.	Edelmann Part No.	Edelmann Part No.	Edelmann Part No.
8"	308 PVF	408 PVF	508 PVF	608 PVF
12"	312 PVF	412 PVF	512 PVF	612 PVF
20"	320 PVF	420 PVF	520 PVF	620 PVF
30"	330 PVF	430 PVF	530 PVF	630 PVF
40"	340 PVF	440 PVF	540 PVF	640 PVF
51"	351 PVF	451 PVF	551 PVF	651 PVF
60"	360 PVF	460 PVF	560 PVF	660 PVF
72"	372 PVF	472 PVF	572 PVF	672 PVF

Metric Lines

	3/16" Metric Thread Standard Flare 10MM – 1.0MM	3/16" U.S. Thread Bubble Flare 3/8" x 24	3/16" Metric Thread Bubble Flare 10MM – 1.0MM	6MM Metric Thread ISO Bubble Flare 12MM – 1.0MM
Length	Edelmann Part No.	Edelmann Part No.	Edelmann Part No.	Edelmann Part No.
8"	4308 PVF	5308 PVF	6308 PVF	708 PVF
12"	4312 PVF	5312 PVF	6312 PVF	712 PVF
20"	4320 PVF	5320 PVF	6320 PVF	720 PVF
30"	4330 PVF	5330 PVF	6330 PVF	730 PVF
40"	4340 PVF	5340 PVF	6340 PVF	740 PVF
51"	4351 PVF	5351 PVF	6351 PVF	751 PVF
60"	4360 PVF	5360 PVF	6360 PVF	760 PVF
72"	–	–	–	772 PVF

RHINOHide™ PVF COILS

Part Number	O.D.	Description
3300PVF	3/16"	25 ft.
3400PVF	1/4"	25 ft.
3500PVF	5/16"	25 ft.
3600PVF	3/8"	25 ft.

RHINOHide™ ADAPTERS & DISPLAYS

RHINOHide™ PVF ADAPTERS

Part No.	Tube Size	Fitting Sizes	Length	Application
318PVF	3/16"	3/8-24 Inv. Fl. to 1/4" (7/16-24) Inv. Fl.	8"	GM
328PVF	3/16"	3/8-24 Inv. Fl. to 5/16" (1/2-20) Inv. Fl.	8"	Ford
338PVF	3/16"	3/8-24 Inv. Fl. to 5/16" (1/2-20) Inv. Fl.	8"	GM
348PVF	3/16"	3/8-24 Inv. Fl. to 5/8" (9/16-18) Inv. Fl.	8"	GM
418PVF	1/4"	7/16-24 Inv. Fl. to 5/8" (9/16-18) Inv. Fl.	8"	Ford
428PVF	1/4"	7/16-24 Inv. Fl. to 1/4" (7/16-24) Inv. Fl.	8"	GM
438PVF	1/4"	7/16-24 Inv. Fl. to 5/16" (1/2-20) Inv. Fl.	8"	Ford
910PVF	3/16"	3/8-24 Inverted to M12 x 1.0 ISO Bubble	8"	
911PVF	3/16"	3/8-24 S.A.E. Inv. to M10 x 1.0 S.A.E. Inv.	8"	
912PVF	3/16"	3/8-24 S.A.E. Inv. to M13 x 1.5 ISO Bubble	8"	
913PVF	3/16"	3/8-24 S.A.E. Inv. to M10 x 1.0 ISO Bubble	8"	
914PVF	3/16"	3/8-24 S.A.E. Inv. to M11 x 1.5 ISO Bubble	8"	
915PVF	6MM	M12 x 1.0 ISO Bubble to M14 x 1.5 ISO Bubble	8"	
916PVF	6MM	M12 x 1.0 ISO Bubble to M12 x 1.5 ISO Bubble	8"	

No. 312-30S DISPLAY & ASSORTMENT

Contains: (5) each of the following Standard Brake Lines plus (1) 312-30MT display

3/16" Inverted Flare One End Long S.A.E. Inv. Fl.		1/4" Inverted Flare One End Long S.A.E. Inv. Fl.		5/16" Inverted Flare		3/8" Inverted Flare	
Part No.	Length	Part No.	Length	Part No.	Length	Part No.	Length
308PVF	8"	408PVF	8"	508PVF	8"	608PVF	8"
312PVF	12"	412PVF	12"	512PVF	12"	612PVF	12"
320PVF	20"	420PVF	20"	520PVF	20"	620PVF	20"
330PVF	30"	430PVF	30"	530PVF	30"	630PVF	30"
340PVF	40"	440PVF	40"	540PVF	40"	640PVF	40"
351PVF	51"	451PVF	51"	551PVF	51"	651PVF	51"
360PVF	60"	460PVF	60"	560PVF	60"	660PVF	60"
372PVF	72"	472PVF	72"	572PVF	72"	672PVF	72"



312-30MT

No. 312-30M DISPLAY & ASSORTMENT

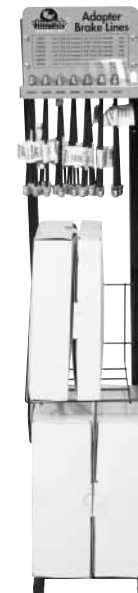
Contains: The following Metric Brake Lines plus (1) 312-30MT display

3/16" Metric Thread / Standard Flare 10MM-1.0MM			3/16" U.S. Thread / Bubble Flare 3/8" x 24			3/16" Metric Thread / Bubble Flare 10MM-1.0MM		
Part No.	Length	Qty.	Part No.	Length	Qty.	Part No.	Length	Qty.
4308PVF	8"	10	5308PVF	8"	5	6308PVF	8"	5
4312PVF	12"	10	5312PVF	12"	5	6312PVF	12"	5
4320PVF	20"	10	5320PVF	20"	5	6320PVF	20"	10
4330PVF	30"	10	5330PVF	30"	5	6330PVF	30"	10
4340PVF	40"	10	5340PVF	40"	5	6340PVF	40"	5
4351PVF	51"	10	5351PVF	51"	5	6351PVF	51"	5
4360PVF	60"	10	5360PVF	60"	5	6360PVF	60"	10

No. 312-STAPVF DISPLAY & ASSORTMENT

Contains: The following items plus (1) 312STAPVFM display

3/16" Inverted Flare PVF Adapter			1/4" Inverted Flare PVF Adapter			PVF Coils	
Part No.	Length	Qty.	Part No.	Length	Qty.	Part No.	Qty.
318PVF	8"	5	418PVF	8"	5	3300PVF	1
328PVF	8"	5	428PVF	8"	5	3400PVF	1
338PVF	8"	5	438PVF	8"	5	3500PVF	1
348PVF	8"	5				3600PVF	1



312STAPVF

DEALER FITTING ASSORTMENTS

These assortments are designed for service stations, car dealers, specialty and general repair shops and fleet maintenance facilities. They consist of fastest moving fittings, packaged in shatter-resistant, see-through boxes. Easy to read locator card makes it easy to identify and select proper fittings.

No. 122 INVERTED FLARE

Contains: 121003 (5), 121004 (5), 121005 (5), 121006 (5), 121030 (5), 121040 (5), 122320 (5), 122420 (5), 122520 (5), 122640 (2), 123300 (5), 123400 (5), 123500 (5), 124320 (5), 124420 (5), 124520 (5), 124540 (5), 124640 (2).

No. 251 BRAKE LINE ADAPTERS

Contains: 121003 (5), 121004 (5), 121005 (5), 121006 (2), 121039 (2), 121049 (2), 121067 (2), 123300 (10), 123400 (5), 123500 (5), 258302 (2), 258303 (2), 258340 (5), 258350 (2), 258403 (2), 258430 (2), 258450 (2), 258540 (2).

No. 258 BRAKE LINE ADAPTERS

Contains: 258302 (2), 258303 (2), 258306 (2), 258307 (2), 258340 (5), 258350 (2), 258403 (2), 258430 (2), 258450 (2), 258540 (2), 258560 (2), 258650 (2), 265301 (2), 265400 (2), 265401 (2), 265500 (2).

No. 270 METRIC BRAKE LINE ADAPTERS & UNIONS

Contains: 263000 (2), 264000 (2), 265000 (2), 266000 (2), 267000 (2), 268000 (2), 270300 (2), 270330 (2), 271300 (2), 271330 (2), 272330 (2), 272340 (2), 274000 (2), 275300 (2), 276000 (2).



No. 691 GREASE FITTINGS

Contains: 600000 (30), 607000 (10), 609000 (40), 611000 (10), 613000 (10).

No. 692 METRIC GREASE FITTINGS

Contains: 680000 (20), 681000 (10), 682000 (10), 683000 (10), 684000 (10), 685000 (10), 686000 (10), 687000 (10), 688000 (10).

No. 710 PLASTIC TEES, CONNECTORS & VACUUM CAPS

(Box A)

Contains: 711322 (2), 713000 (2), 714222 (2), 714333 (3), 714666 (2), 716300 (2), 717223 (2), 717224 (2), 717244 (2), 717334 (2), 717444 (3), 717466 (2), 717664 (2), 718332 (2), 718555 (2), 762222 (2), 762300 (2), 763333 (2).

(Box B)

Contains: 711022 (2), 711033 (3), 711043 (2), 711044 (3), 711055 (2), 711066 (2), 712000 (2), 712330 (3), 712340 (2), 712460 (2), 712550 (2), 712660 (2), 715300 (2), 719220 (2), 719240 (3), 720000 (3), 720200 (2), 720400 (3), 720500 (2), 720600 (2).

No. 916 AIR BRAKE FITTINGS FOR NYLON TUBING

Contains: 916040 (20), 916060 (20), 916080 (10), 916140 (10), 916160 (10), 916180 (5), 916240 (5), 916260 (5), 916844 (5), 916842 (10), 916864 (5), 916886 (5), 916942 (5), 916964 (3), 916986 (2), 916340 (20), 916360 (10), 916380 (10).

JOBBER FITTING ASSORTMENTS

No. 1050 SMALL JOBBER STOCK

Contains the fastest moving 105 automotive fitting numbers, totaling 626 individual fittings. All fittings are individually packaged and UPC coded. This assortment includes 105 MT and Edelmann header sign.

No. 1050 MT-CABINET ONLY

Width = 44"
Height = 15"
Depth = 12"



1050 CABINET

Edelmann Part #	Qty.	Edelmann Part #	Qty.	Edelmann Part #	Qty.	Edelmann Part #	Qty.	Edelmann Part #	Qty.	Edelmann Part #	Qty.	Edelmann Part #	Qty.
120300	5	124320	5	162500	5	210620	5	222440	5	310200	5	744460	5
120400	5	124420	5	162600	5	210640	5	224200	5	311400	5	820230	5
120500	5	124520	5	168220	5	210840	5	227200	5	712330	5	820250	5
120600	5	124540	5	168420	5	210860	5	258302	5	714333	5	820450	5
121003	5	160200	20	168520	5	212200	5	258340	5	714666	5	821550	5
121004	5	160300	20	168640	5	212400	5	258350	5	715000	5	821560	5
121005	5	160400	20	201200	5	212600	5	258403	5	716000	5	821650	5
121006	5	160500	20	201400	5	213210	5	258430	5	717444	5	821660	5
121034	5	160600	20	203200	5	216200	5	258450	5	717664	5	831250	5
121045	5	160800	10	203400	5	216400	5	258540	5	718555	5	831450	5
122520	5	161200	10	209200	5	216600	1	258560	5	719220	5	844240	5
123300	5	161400	10	209400	5	220220	5	270300	5	720000	10	844440	5
123400	5	162200	5	209600	5	220420	5	271300	5	720200	10	846260	5
123500	5	162300	5	209800	5	220640	5	272330	5	720400	10	846460	5
123600	5	162400	5	210420	5	221400	5	303400	5	744240	5	846660	5

JOBBER FITTING ASSORTMENTS *(continued)*



No. 380 LARGE JOBBER STOCK

Offers extensive coverage. Includes the top 374 selling automotive fittings, totaling 1,865 fittings. All part numbers are individually packaged and UPC coded for quick identification. Cabinet has room for 25 additional SKU's for custom tailoring. This assortment includes 405 MT and an Edelmann header sign.

380 ASSORTMENT

Edelmann		Edelmann		Edelmann		Edelmann		Edelmann		Edelmann		Edelmann Std.	
Part #	Qty.	Part #	Qty.	Part #	Qty.	Part #	Qty.	Part #	Qty.	Part #	Qty.	Part #	Pkg.
111200	5	130555	5	166520	5	213420	5	272330	5	683000	10	765230	1
111300	5	130666	1	168220	5	216200	5	272340	5	684000	10	765232	1
111400	5	141300	5	168320	5	216400	5	274000	5	685000	10	765240	1
112220	5	141400	5	168420	5	216600	1	275300	5	686000	10	765242	1
112320	5	141500	5	168440	5	216800	1	276000	5	687000	10	765330	1
112420	5	141600	5	168520	5	219420	5	280001	5	688000	10	766220	1
112520	5	141800	1	168540	5	219640	5	280002	5	711022	5	766230	1
120300	5	142400	5	168620	5	220220	5	301200	5	711033	5	766232	1
120400	5	142500	5	168640	5	220420	5	303400	5	711043	5	766234	1
120500	5	142600	5	168660	1	220440	5	307200	1	711044	5	766330	1
120600	5	146420	5	168860	1	220640	5	308400	1	711055	5	767222	1
121003	5	146520	5	169220	5	220860	1	310200	5	711066	5	767333	1
121004	5	148320	5	169320	5	221200	5	311400	5	711322	5	820230	5
121005	5	148420	5	169420	5	221400	5	312600	1	712000	5	820250	5
121006	5	148440	5	169440	5	221600	5	313800	1	712330	5	820450	5
121030	5	148520	5	169520	5	221800	1	321000	1	712340	5	821450	5
121034	5	148540	5	169540	5	222220	5	322000	1	712420	5	821550	5
121039	5	148620	5	169620	5	222420	5	323000	1	712460	5	821560	5
121040	5	148640	5	169640	5	222440	5	326000	1	712550	5	821650	5
121045	5	148660	1	169860	1	222640	1	327000	1	712660	5	821660	5
121049	5	148860	1	172420	5	222660	1	328000	1	713000	5	822440	5
121300	5	149420	5	200200	5	224200	5	329000	1	714000	5	822540	5
121400	5	149440	5	200400	5	224400	5	331220	1	714222	5	822550	5
121500	5	149520	5	200600	1	224600	1	332440	1	714333	5	822560	5
121600	5	149540	5	201200	5	226200	5	341200	5	714666	5	822660	5
121800	1	149620	5	201400	5	226400	5	342400	5	715000	5	824450	5
122320	5	149640	5	201600	1	226600	1	343600	1	715300	5	824550	5
122420	5	149860	1	203200	5	226800	1	349440	1	716000	5	831240	5
122440	5	160200	20	203400	5	227200	5	469400	1	716300	5	831250	5
122520	5	160300	20	203600	5	227400	5	470400	1	716330	5	831260	5
122540	5	160400	20	203800	1	227600	1	501420	1	717223	5	831450	5
122620	5	160500	20	208200	1	251550	1	520400	1	717224	5	831460	5
122640	5	160600	20	208400	1	251660	1	600000	10	717244	5	841550	5
123300	5	160800	10	208600	1	258302	5	601000	10	717334	5	842550	5
123400	5	160900	5	208800	1	258303	5	604000	10	717444	5	844240	5
123500	5	161200	10	209200	5	258306	5	605000	10	717466	5	844440	5
123600	5	161300	10	209400	5	258307	5	606000	10	717663	5	844640	5
124320	5	161400	10	209600	5	258340	5	607000	10	717664	5	846260	5
124420	5	161500	10	209800	5	258350	5	608000	10	718332	5	846460	5
124440	5	161600	10	209920	1	258403	5	609000	10	718555	5	846660	5
124520	5	161800	5	210420	5	258430	5	610000	10	719220	5	847444	5
124540	5	162200	5	210620	5	258450	5	611000	10	719240	5	847555	5
124620	5	162300	5	210640	5	258540	5	612000	10	720000	10	847666	5
124640	5	162400	5	210820	5	258560	5	613000	10	720200	10	850	1
124660	5	162500	5	210840	5	258650	5	615000	10	720400	10		
124860	1	162600	5	210860	5	263000	5	617000	10	720500	10		
125320	5	162800	5	210926	1	265000	5	623000	10	720600	10		
126320	5	164200	5	210928	1	265301	5	624000	10	720000	5		
126420	5	164300	5	212200	5	265400	5	626000	10	762222	5		
126520	5	164400	5	212400	5	265401	5	628000	10	762300	5		
127033	1	164500	5	212600	5	265500	5	669000	10	762663	5		
127333	1	164600	5	212800	5	270300	5	671000	10	763333	5		
127444	1	166220	5	213210	5	270330	5	680000	10	765120	1		
130333	5	166320	5	213220	5	271300	5	681000	10	765140	1		
130444	5	166420	5	213410	5	271330	5	682000	10	765220	1		

JOBBER FITTING ASSORTMENTS *(continued)*



No. 405 JOBBER MASTER STOCK

Offers excellent coverage with moderate depth of stock leaving plenty of room for expansion. It's ideal for the new store. This assortment includes 405 MT cabinet with 250 part numbers and 1,364 fittings.

No. 405 MT-CABINET ONLY

Width = 44"

Height = 70" w/o header sign, 77" w/ header sign

Depth = 12"

405 Brass Assortment

Edelmann		Edelmann		Edelmann		Edelmann		Edelmann		Edelmann		Edelmann		Edelmann		Std.
Part #	Qty.	Part #	Qty.	Part #	Qty.	Part #	Qty.	Part #	Qty.	Part #	Qty.	Part #	Qty.	Part #	Qty.	Pkg.
111200	5	160800	10	210620	5	258307	5	600000	10	714333	5	765330	1			
112220	5	161200	10	210640	5	258340	5	605000	10	714666	5	766220	1			
120300	5	161300	10	210840	5	258350	5	607000	10	715000	5	766230	1			
120400	5	161400	10	210860	5	258403	5	609000	10	715300	5	766232	1			
120500	5	161500	10	212200	5	258430	5	610000	10	716000	5	766234	1			
120600	5	161600	10	212400	5	258450	5	611000	10	716300	5	766330	1			
121003	5	162200	5	212600	5	258540	5	612000	10	716330	5	767222	1			
121004	5	162300	5	213210	5	258560	5	613000	10	717223	5	767333	1			
121005	5	162400	5	213220	5	258650	5	617000	10	717224	5	820230	5			
121006	5	162500	5	213410	5	263000	5	626000	10	717244	5	820250	5			
121030	5	162600	5	213420	5	265000	5	669000	10	717334	5	820450	5			
121034	5	162800	5	216200	5	265301	5	680000	10	717444	5	821450	5			
121040	5	166220	5	216400	5	265400	5	681000	10	717466	5	821550	5			
121045	5	168220	5	216600	1	265401	5	682000	10	717663	5	821560	5			
121049	5	168320	5	220220	5	265500	5	683000	10	717664	5	821650	5			
121300	5	168420	5	220420	5	270300	5	684000	10	718332	5	821660	5			
122320	5	168440	5	220640	5	270330	5	685000	10	718555	5	822550	5			
122420	5	168520	5	221200	5	271300	5	686000	10	719220	5	822560	5			
122520	5	168540	5	221400	5	271330	5	687000	10	719240	5	822660	5			
123300	5	168640	5	221600	5	272330	5	688000	10	720000	10	831240	5			
123400	5	169420	5	221800	1	272340	5	711022	5	720200	10	831250	5			
123500	5	201200	5	222220	5	274000	5	711033	5	720400	10	831260	5			
123600	5	201400	5	222440	5	275300	5	711043	5	720500	10	831450	5			
124320	5	203200	5	224200	5	276000	5	711044	5	720600	10	831460	5			
124420	5	203400	5	224400	5	280001	5	711055	5	762000	5	844240	5			
124520	5	203600	5	226200	5	303400	5	711066	5	762222	5	844440	5			
124540	5	208200	1	226400	5	310200	5	712000	5	762300	5	844640	5			
124640	5	208400	1	226600	5	311400	5	712330	5	762663	5	846260	5			
130333	5	208600	1	226800	5	321000	1	712340	5	763333	5	846460	5			
148420	5	208800	1	227200	5	322000	1	712420	5	765120	1	846660	5			
148520	5	209200	5	227400	5	323000	1	712460	5	765140	1	847444	5			
160200	20	209400	5	251550	5	326000	1	712550	5	765220	1	847555	5			
160300	20	209600	5	251660	5	327000	1	712660	5	765230	1	847666	5			
160400	20	209800	5	258302	5	328000	1	713000	5	765232	1	850	1			
160500	20	209920	1	258303	5	329000	1	714000	5	765240	1					
160600	20	210420	5	258306	5	332440	1	714222	5	765242	1					

JOBBER FITTING ASSORTMENTS *(continued)*



9000 AIR BRAKE ASSORTMENT

Fittings intended for use with nylon tubing. Covers over 95% of your air brake needs. Contains the top 52 selling air brake fittings, totaling 207 individual fittings. This assortment includes 1050 MT.

9000 AIR BRAKE ASSORTMENT

Edelmann		Edelmann		Edelmann		Edelmann		Edelmann		Edelmann		Edelmann Std.	
Part #	Qty.	Part #	Qty.	Part #	Qty.	Part #	Qty.	Part #	Qty.	Part #	Qty.	Part #	Pkg.
908040	5	916080	10	916260	5	916392	1	916844	5	916942	5	917264	1
908050	5	916090	10	916280	1	916440	1	916846	5	916944	5	917964	1
908060	5	916092	10	916290	1	916460	1	916862	5	916962	5	917966	1
908080	5	916140	10	916292	1	916480	1	916864	5	916964	5	917986	1
908642	1	916160	10	916340	5	916642	5	916866	5	916966	5		
908643	1	916180	5	916360	5	916664	5	916884	1	916984	1		
916040	10	916190	5	916380	1	916808	1	916886	1	916986	1		
916060	10	916240	5	916390	1	916842	5	916888	1	916988	1		

9001 METRIC BRAKE LINE NUT ASSORTMENT

Comes with the following brake line fittings and label deck to enable you to add these parts to your existing Edelmann brass cabinet.

Edelmann		Edelmann	
Part #	Qty.	Part #	Qty.
121050	10	276011	10
121071	10	276012	10
260450	2	276013	10
262000	2	276110	10
276010	10		

INDEX

Edelmann Number	Page	Edelmann Number	Page	Edelmann Number	Page	Edelmann Number	Page	Edelmann Number	Page	Edelmann Number	Page	Edelmann Number	Page
PFT-2A	44	3351ST	45	121071	4	142500	7	160400	10	169680	12	213810	14
PFT-4A	44	3360ST	45	121072	4	142600	7	160500	10	169840	12	213820	14
PFT-5A	44	3400ST	44	121300	4	142800	7	160600	10	169860	12	213830	14
PFT-6B	44	3500ST	44	121400	4	142900	7	160700	10	169880	12	213840	14
PFT-8B	44	3600ST	44	121500	4	144300	7	160800	10	169908	12	216200	15
122	51	4308ST	45	121600	4	144400	7	160900	10	170420	12	216400	15
251	51	4312ST	45	121800	4	144800	7	160920	10	170640	12	216420	15
258	51	4320ST	45	122220	5	144900	7	161200	10	171520	12	216600	15
270	51	4330ST	45	122320	5	146320	8	161300	10	172220	12	216800	15
308ST	45	4340ST	45	122420	5	146420	8	161400	10	172320	12	217200	15
312ST	45	4351ST	45	122440	5	146440	8	161500	10	172420	12	217400	15
312-STA	47	4360ST	45	122520	5	146520	8	161600	10	172440	12	217600	15
312-STAMT	47	4400CT	44	122540	5	146540	8	161700	10	172520	12	219420	15
312-27	46	4500CT	44	122620	5	146620	8	161800	10	172640	12	219620	15
312-27MT	46	4600CT	44	122640	5	146640	8	161900	10	172860	12	219640	15
312-28MT	46	5308ST	45	122660	5	146660	8	191920	10	200200	13	219860	15
312-29	46	5312ST	45	122860	5	146680	8	162200	10	200400	13	220220	15
312-29MT	46	5320ST	45	123200	5	146860	8	162300	10	200600	13	220420	15
312-34	47	5330ST	45	123300	5	146880	8	162400	10	200800	13	220440	15
312-34MT	47	5340ST	45	123400	5	146908	8	162500	10	201200	13	220640	15
312-56	48	5351ST	45	123500	5	147300	8	162600	10	201400	13	220660	15
312-56MT	48	5360ST	45	123600	5	147400	8	162800	10	201600	13	220860	15
312-300	48	6308ST	45	123800	5	147500	8	162900	10	201800	13	220880	15
312-300MT	48	6312ST	45	124220	5	147600	8	162920	10	202200	13	221200	15
320ST	45	6320ST	45	124320	5	147800	8	164200	11	202400	13	221400	15
330ST	45	6330ST	45	124420	5	148320	8	164300	11	202600	13	221600	15
340ST	45	6340ST	45	124440	5	148420	8	164400	11	202800	13	221800	15
351ST	45	6351ST	45	124520	5	148440	8	164500	11	203200	13	222220	15
360ST	45	6360ST	45	124540	5	148520	8	164600	11	203400	13	222420	15
380	53	9000	55	124620	5	148540	8	164800	11	203600	13	222440	15
405	54	9001	55	124640	5	148620	8	165300	11	203800	13	222640	15
405-MT	54	108400	17	124660	5	148640	8	165400	11	208200	13	222660	15
408ST	45	109400	17	124860	5	148660	8	165500	11	208400	13	222860	15
412ST	45	109500	17	124880	5	148680	8	165600	11	208600	13	222880	15
420ST	45	109600	17	125320	5	148840	8	165800	11	208800	13	224200	16
430ST	45	109800	17	125420	5	148860	8	166220	11	209200	14	224400	16
440ST	45	111200	3	125520	5	148880	8	166320	11	209400	14	224600	16
451ST	45	111300	3	125640	5	148908	8	166420	11	209600	14	226200	16
460ST	45	111400	3	126220	5	148928	8	166440	11	209800	14	226400	16
508ST	45	111500	3	126320	5	149320	8	166520	11	209920	14	226600	16
512ST	45	111600	3	126420	5	149420	8	166540	11	210420	14	226800	16
520ST	45	112220	3	126520	5	149440	8	166620	11	210620	14	227200	16
530ST	45	112320	3	126640	5	149460	8	166640	11	210640	14	227400	16
540ST	45	112420	3	126860	5	149520	8	166860	11	210820	14	227600	16
551ST	45	112520	3	127030	6	149540	8	168220	11	210840	14	228200	16
560ST	45	112640	3	127031	6	149620	8	168320	11	210860	14	228400	16
608ST	45	115220	3	127032	6	149640	8	168420	11	210926	14	228600	16
612ST	45	115320	3	127033	6	149660	8	168440	11	210928	14	251550	17
620ST	45	115420	3	127034	6	149680	8	168520	11	211200	14	251618	43
630ST	45	120300	4	127333	6	149840	8	168540	11	211400	14	251630	43
640ST	45	120400	4	127444	6	149860	8	168620	11	212200	14	251660	17
651ST	45	120500	4	130222	6	149880	8	168640	11	212400	14	252430	17
660ST	45	120600	4	130333	6	149908	8	168660	11	212600	14	252440	17
691	51	121002	4	130444	6	149928	8	168680	11	212800	14	252550	17
692	51	121003	4	130555	6	150420	9	168740	11	213210	14	252660	17
710	51	121004	4	130666	6	150440	9	168840	11	213220	14	253818	43
814-25R	43	121005	4	141030	7	151520	9	168860	11	213230	14	253830	43
815-25R	43	121006	4	141040	7	151908	9	168880	11	213240	14	254200	17
816-25R	43	121030	4	141050	7	154420	9	168908	11	213250	14	254210	17
850	31	121034	4	141060	7	154520	9	168928	11	213410	14	254220	17
916	51	121039	4	141080	7	154540	9	169220	12	213420	14	256101	17
1050	52	121040	4	141300	7	154640	9	169320	12	213430	14	256105	17
1050MT	52	121045	4	141400	7	154860	9	169420	12	213440	14	256145	17
3300ST	44	121049	4	141500	7	155300	9	169440	12	213450	14	256225	18
3308ST	45	121050	4	141600	7	155500	9	169520	12	213610	14	256245	18
3312ST	45	121067	4	141800	7	155600	9	169540	12	213620	14	256301	18
3320ST	45	121068	4	141900	7	155800	9	169620	12	213630	14	256303	18
3330ST	45	121069	4	142300	7	160200	10	169640	12	213640	14	256326	18
3340ST	45	121070	4	142400	7	160300	10	169660	12	213650	14	256401	18

INDEX *(continued)*

Edelmann Number	Page	Edelmann Number	Page	Edelmann Number	Page	Edelmann Number	Page	Edelmann Number	Page	Edelmann Number	Page	Edelmann Number	Page
256481	18	280014	19	624000	28	731440	32	844440	33	916886	37	936886	40
256504	18	281122	19	626000	28	731450	32	844640	33	916888	37	936888	40
256526	18	281127	19	628000	28	731460	32	846260	33	916892	37	940000	41
256582	18	281145	19	658000	27	731650	32	846460	33	916906	37	940001	41
258302	20	281162	19	669000	27	731660	32	846660	33	916908	37	940002	41
258303	20	281185	19	671000	27	741440	32	847444	34	916928	37	940003	41
258306	20	301200	22	680000	28	741540	32	847555	34	916942	37	940004	41
258307	20	303400	22	681000	28	741660	32	847666	34	916944	37	940005	41
258340	20	307200	22	682000	28	742440	32	908040	35	916946	37	940006	41
258350	20	308400	22	683000	28	742540	32	908050	35	916962	37	940007	41
258403	20	309600	22	684000	28	742660	32	908060	35	916964	37	940008	41
258430	20	310200	22	685000	28	744240	32	908080	35	916966	37	940009	41
258450	20	311400	22	686000	28	744250	32	908284	35	916968	37	940010	42
258540	20	312600	22	687000	28	744440	32	908286	35	916984	37	940011	42
258560	20	313800	22	688000	28	744450	32	908642	35	916986	37	940012	42
258650	20	321000	22	711022	29	744460	32	908643	35	916988	37	940013	42
259440	18	322000	22	711033	29	744620	32	908663	35	917042	37	940014	42
260420	18	323000	22	711043	29	744660	32	911440	35	917044	37	940015	42
260450	18	326000	23	711044	29	744860	32	911460	35	917066	37	940016	42
261320	18	327000	23	711055	29	744880	32	911480	35	917142	38	940017	42
261420	18	328000	23	711066	29	750400	33	911560	35	917144	38	940018	42
261520	18	329000	23	712000	29	750500	33	916040	35	917164	38	940019	41
262000	20	331220	24	712330	29	750600	33	916060	35	917186	38	940020	41
262400	20	332440	24	712340	29	750800	33	916080	35	917208	38	940021	41
262500	20	333660	24	712420	29	751660	33	916090	35	917242	38	940022	41
262600	19	335440	24	712460	29	762000	30	916092	35	917244	38	940023	41
262700	20	338400	23	712550	29	762222	30	916140	35	917264	38	940024	41
262800	20	341200	23	712660	29	762300	31	916160	35	917266	38	940025	41
262900	20	342400	23	713000	29	762663	30	916180	35	917286	38	940026	41
263000	20	343600	23	714000	29	763333	31	916190	35	917288	38	940027	41
264000	20	348220	24	714222	29	765120	31	916192	35	917908	38	940028	41
265000	20	349440	24	714333	29	765140	31	916240	36	917942	38	940029	41
265220	19	350440	24	714666	29	765220	31	916260	36	917944	38	940030	41
265301	20	376220	24	715000	30	765230	31	916280	36	917962	38	940031	41
265400	20	377440	24	715300	30	765232	31	916290	36	917964	38	940032	41
265401	20	427420	24	716000	30	765240	31	916292	36	917966	38	940033	41
265500	20	428400	24	716300	30	765242	31	916340	36	917968	38	940034	41
266000	20	429520	24	716330	30	765330	31	916360	36	917986	38	940035	41
267000	20	430500	24	717223	29	766220	31	916380	36	926060	39	940036	41
268000	20	457640	24	717224	29	766230	31	916390	36	926080	39	940037	41
270300	20	458600	24	717244	30	766232	31	916392	36	926160	39	940038	41
270330	21	469400	25	717334	29	766234	31	916440	36	926180	39	940039	41
271300	20	469600	25	717444	29	766330	31	916460	36	926260	39	940040	41
271330	21	470400	25	717466	30	767222	31	916480	36	926280	39	940041	41
272330	21	501420	25	717663	29	767333	31	916490	36	926660	39	940042	42
272340	21	502520	25	717664	29	820230	33	916540	36	926680	39	940043	42
273000	21	505420	25	718332	29	820250	33	916560	36	926864	39	940044	42
274000	21	506520	25	718555	29	820450	33	916580	36	926866	39	940045	42
275300	21	514520	25	719220	29	821450	33	916590	36	926868	39	940046	42
276000	21	520400	25	719240	29	821550	33	916606	36	926886	39	940047	42
276010	21	521500	25	720000	30	821560	33	916608	36	926888	39	940048	42
276011	21	548220	25	720200	30	821650	33	916642	36	927764	39	940049	42
276012	21	549440	25	720400	30	821660	33	916644	36	927766	39	940050	42
276013	21	600000	26	720500	30	822440	34	916662	36	927786	39	940051	42
276014	21	601000	26	720600	30	822540	34	916664	36	927788	39	940052	42
276015	21	604000	26	721340	32	822550	34	916666	36	927864	39	940053	42
276016	21	605000	26	721440	32	822560	34	916668	36	927866	39	940054	42
276017	21	606000	26	721540	32	822660	34	916688	36	927886	39	940055	42
276110	21	607000	26	721550	32	824450	34	916806	37	928066	40		
277000	21	608000	27	721560	32	824550	34	916808	37	930040	40		
278000	21	609000	27	721650	32	827660	34	916828	37	930140	40		
280000	19	610000	27	721660	32	831240	34	916842	37	930280	40		
280001	19	611000	27	724340	32	831250	34	916844	37	931100	40		
280002	19	611448	27	724440	32	831260	34	916846	37	931200	40		
280003	19	612000	27	724540	32	831450	34	916862	37	931300	40		
280005	19	613000	27	724560	32	831460	34	916864	37	935000	40		
280010	19	615000	27	724660	32	841550	34	916866	37	936864	40		
280011	19	617000	27	731240	32	842550	34	916868	37	936866	40		
280012	19	623000	28	731250	32	844240	33	916884	37	936868	40		

INTERCHANGE

Everco Number	Edelmann Number	Everco Number	Edelmann Number	Everco Number	Edelmann Number	Everco Number	Edelmann Number	Everco Number	Edelmann Number
1K	301200	37	280003	46DD	146540	54E	154640	65D	165500
2K	303400	38	280001	46E	146640	54F	154860	65E	165600
3K	N/A	39	280002	46EE	146620	54G	N/A	65F	165800
5K	308400	39B	N/A	46EEE	146660	55A	N/A	66A	166220
6K	505420	39C	N/A	46EF	146680	55B	155300	66B	166320
7K	506520	39D	N/A	46F	146860	55C	N/A	66BB	N/A
8	108400	39E	N/A	46FF	146880	55D	155500	66C	166420
8K	513420	39F	N/A	46G	146908	55E	155600	66CC	166440
10A	219420	40	280010	47A	N/A	55F	155800	66D	166520
10C	219640	40A	N/A	47B	147300	56B	N/A	66DD	166540
10CC	219620	40B	141300	47C	147400	56BY	127030	66E	166640
10E	219860	40C	141400	47D	147500	56CY	127031	66EE	166620
10K	501420	40D	141500	47E	147600	56CZ	127032	66F	166860
11A	111200	40E	141600	47F	147800	56DB	127033	66G	N/A
11B	111300	40F	141800	47G	N/A	56M	273000	68A	168220
11C	111400	40G	141900	47H	N/A	56MM	N/A	68B	168320
11D	111500	41A	N/A	48A	N/A	56MMM	N/A	68BB	N/A
11E	111600	41B	141030	48B	148320	56MMMM	N/A	68C	168420
11F	N/A	41C	141040	48C	148420	56XC	127034	68CC	168440
11K	502520	41D	141050	48CC	148440	57	457640	68D	168520
12A	112220	41E	141060	48CE	N/A	57S	N/A	68DD	168540
12B	112320	41F	141080	48D	148520	58	458600	68E	168620
12BB	N/A	41G	N/A	48DD	148540	58S	N/A	68EE	168640
12C	112420	41H	N/A	48E	148620	60A	160200	68EEE	168660
12D	112520	41K	341200	48EE	148640	60B	160300	68EEEE	168680
12E	112640	42A	N/A	48EEE	148660	60C	160400	68F	168860
12F	N/A	42B	142300	48EF	148680	60D	160500	68FF	168880
12K	N/A	42C	142400	48F	148860	60E	160600	68FFF	168840
13K	N/A	42D	142500	48FF	148880	60F	160800	68G	168908
14K	N/A	42E	142600	48FFF	148840	60G	160900	68H	168928
15A	115220	42EC	N/A	48G	148908	60H	160920	69A	169220
15B	115320	42F	142800	48GG	N/A	61A	161200	69B	169320
15C	115420	42FE	N/A	48H	148928	61B	161300	69C	169420
15D	115520	42G	142900	48HH	N/A	61C	161400	69CC	169440
15E	115640	42H	142920	49A	N/A	61D	161500	69D	169520
16K	376220	42K	342400	49B	149320	61E	161600	69DD	169540
17A	N/A	43BBA	N/A	49C	149420	61F	161800	69E	169620
17B	N/A	43CCA	N/A	49CC	149440	61G	161900	69EE	169640
17C	N/A	43DDA	151520	49CE	149460	61H	161920	69EEE	169660
17D	N/A	43EEC	N/A	49D	149520	62A	162200	69EEEE	169680
17K	377440	43FFE	N/A	49DD	149540	62B	162300	69F	169860
19	N/A	43K	343600	49E	149620	62C	162400	69FC	169840
20K	N/A	44A	N/A	49EE	149640	62D	162500	69FF	169880
21K	335440	44B	144300	49EEE	149660	62E	162600	69G	169908
22K	520400	44C	144400	49EF	149680	62F	162800	70B	N/A
23K	521500	44D	N/A	49F	149860	62G	162900	70C	170420
24K	N/A	44E	N/A	49FF	149880	62H	162920	70E	170640
26K	548220	44F	144800	49FFF	149840	63A	163220	71A	N/A
27	427420	44K	344800	49G	149908	63B	163320	71B	N/A
27B	127333	45A	N/A	49H	149928	63C	163420	71C	N/A
27BC	127034	45B	N/A	49HH	N/A	63D	N/A	71E	N/A
27BY	N/A	45C	N/A	50B	N/A	63E	163640	71FFE	N/A
27C	127444	45D	N/A	50C	150420	64A	164200	72A	172220
27CB	N/A	45E	N/A	50CC	150440	64B	164300	72B	172320
27CY	N/A	45EE	N/A	50DD	N/A	64C	164400	72C	172420
27CZ	N/A	45F	N/A	50F	N/A	64D	164500	72CC	172440
27DB	N/A	46A	N/A	50G	N/A	64E	164600	72D	172520
27K	549440	46B	146320	54C	154420	64F	164800	72E	172640
28	428400	46C	146420	54CC	N/A	65A	N/A	72F	172860
29	429520	46CC	146440	54D	154520	65B	165300	100A	200200
30	430500	46D	146520	54DC	154540	65C	165400	100C	200400

INTERCHANGE *(continued)*

Everco Number	Edelmann Number	Everco Number	Edelmann Number	Everco Number	Edelmann Number	Everco Number	Edelmann Number	Everco Number	Edelmann Number
100E	200600	113A2	213220	127E	227600	252	323000	282	PFT-2A
100F	200800	113A3	213230	128A	228200	253	322000	284	PFT-4A
101A	201200	113A4	213240	128C	228400	254	326000	285	PFT-5A
101C	201400	113A5	213250	128E	228600	255	327000	286	PFT-6B
101E	201600	113C1	213410	129A	221200	256	329000	288	PFT-8B
101F	201800	113C2	213420	129C	221400	257	328000	290	PFT-10B
102A	202200	113C3	213430	129E	221600	258	N/A	292C	916340
102C	202400	113C4	213440	129F	221800	259	N/A	292D	908050
102E	202600	113C5	213450	129H	N/A	260C	N/A	292E	916360
102F	202800	113E1	213610	131	331220	260E	N/A	292F	916380
103A	203200	113E2	213620	132	332440	260F	N/A	292G	916390
103C	203400	113E3	213630	134	333660	260G	N/A	292H	916392
103E	203600	113E4	213640	135	310200	260H	N/A	300A	123200
103F	203800	113E5	213650	136	N/A	261C	N/A	300B	123300
104C	N/A	113F1	213810	139	N/A	261E	N/A	300C	123400
105A	121002	113F2	213820	141D	N/A	261F	N/A	300D	123500
105B	121003	113F3	213830	141E	N/A	261G	N/A	300E	123600
105BC	121034	113F4	213840	141EF	N/A	261H	N/A	300F	123800
105BD	N/A	114	N/A	142	N/A	262B	N/A	352A	N/A
105BL	121030	116A	216200	143	309600	262C	N/A	352B	125320
105BY	121039	116C	216400	143	N/A	262D	N/A	352C	125420
105C	121004	116CC	216420	145	311400	262E	N/A	352D	125520
105CD	121045	116E	216600	146CE	N/A	262F	N/A	352DD	N/A
105CL	121040	116F	216800	146EF	N/A	262G	N/A	352E	125640
105CY	121049	117A	217200	146FE	N/A	262H	N/A	352EE	N/A
105D	121005	117C	217400	148	348220	263	N/A	352F	N/A
105DL	N/A	117E	217600	149	349440	264C	N/A	376	N/A
105E	121006	119	N/A	151	N/A	264E	N/A	379	N/A
105EX	121067	120A	220220	155	312600	264F	N/A	380	N/A
105F	N/A	120C	220440	157	N/A	265E	N/A	391	N/A
105G	N/A	120CC	220420	158	258430	266E	N/A	392	N/A
106B	N/A	120E	220660	159	259440	266EE	N/A	393	N/A
106C	N/A	120EE	220640	160	313800	266EEE	N/A	394	N/A
106D	N/A	120F	220880	164A	N/A	266F	N/A	395	N/A
107F	251660	120FF	220860	170 MTU	N/A	267	N/A	396	N/A
107U	251550	120HE	N/A	179	N/A	268C	N/A	397	N/A
108A	208200	120HF	N/A	179MT	N/A	268CC	N/A	398	N/A
108C	208400	121A	209200	200A	124220	268D	N/A	399	N/A
108E	208600	121C	209400	200B	124320	268DD	N/A	400A	122220
108F	208800	121E	209600	200C	124420	268E	N/A	400B	122320
109A	221200	121F	209800	200CC	124440	268EE	N/A	400C	122420
109C	221400	121H	209920	200D	124520	268EEE	N/A	400CC	122440
109E	221600	122A	222220	200DD	124540	268EEEE	N/A	400D	122520
109F	221800	122C	222440	200E	124640	268F	N/A	400DD	122540
110C	210420	122E	222660	200EE	124660	268FF	N/A	400E	122640
110E	210620	122F	222880	200EEE	124620	268FFF	N/A	400EE	122620
110EE	210640	123C	222420	200F	124860	268G	N/A	400EEE	122660
110F	210860	123E	222640	200FF	124880	269B	N/A	400F	122860
110FA	210820	123EE	N/A	200G	N/A	269C	N/A	400G	N/A
110FF	210840	123F	222860	240C	926864	269CC	N/A	421	281127
110H	210926	123FF	N/A	240E	926866	269DD	N/A	422	281145
110HH	210928	124A	224200	240F	926868	269E	N/A	423	281185
110J	N/A	124C	224400	241C	936864	269EE	N/A	424	281122
111A	211200	124E	224600	241E	936866	269EEE	N/A	425	281162
111C	211400	124F	N/A	241F	936868	269F	N/A	426	N/A
111E	N/A	126	N/A	242E	926260	269FF	N/A	427	281255
111F	N/A	126A	226200	243E	926060	269FFF	N/A	500A	N/A
112A	212200	126C	226400	244E	926160	269G	N/A	500B	120300
112C	212400	126E	226600	245E	N/A	270B	N/A	500C	120400
112E	212600	126F	226800	246	931300	272C	N/A	500D	120500
112F	212800	127A	227200	247	N/A	272E	N/A	500E	120600
113A1	213210	127C	227400	248	935000	281	N/A	500F	N/A

INTERCHANGE *(continued)*

Everco Number	Edelmann Number	Everco Number	Edelmann Number	Everco Number	Edelmann Number	Everco Number	Edelmann Number	Everco Number	Edelmann Number
502C	N/A	1539	N/A	1861	600000	2558AD	N/A	2720	N/A
502D	N/A	1701	N/A	1862	605000	2568AB	765220	2721	N/A
502E	N/A	1702	827660	1863	607000	2568AC	N/A	2722	N/A
502F	N/A	1703	724540 ◆	1864	601000	2599A	852	2723	N/A
550B	128322	1704	831260	1865	683000	2599B	855	2725	N/A
550C	N/A	1705	846260 ■	1866	684000	2599C	853	2726	N/A
600A	126220	1709	844440 ■	1867	685000	2599D	N/A	2727	N/A
600B	126320	1710	844240 ■	1871	669000	2615A	720200	2728	N/A
600C	126420	1711	846660 ■	1872	617000	2615B	720000	2729	744240
600D	126520	1712	831250 ■	1873	671000	2615C	720400	2730	744440
600E	126640	1713	742540 ◆	1896	686000	2615D	720500	2731	744250
600F	126860	1714	N/A	1897	687000	2615E	720600	2732	744450
602B	N/A	1716	846460 ■	1898	688000	2630	714222	2733	744460
602C	N/A	1717	742660 ◆	2112	N/A	2631	714000	2734	744660
602D	N/A	1718	N/A	2113	N/A	2632	714333	2735	744860
652B	N/A	1719	820450 ■	2114	N/A	2633	717444	2736	744880
652C	N/A	1720	831240 ■	2115	N/A	2634	718555	2737	721340
652D	N/A	1721	831450 ■	2116	N/A	2635	714666	2738	721440
702A	130222	1722	721440 ◆	2117	N/A	2636C	847444	2739	721540
702B	130333	1723	721540 ◆	2117S	N/A	2636D	847555	2740	N/A
702C	130444	1725	831460 ■	2118	N/A	2636E	847666	2741	721550
702D	130555	1726	821650 ■	2118S	N/A	2638	716000	2742	721650
702E	130666	1733	N/A	2119	N/A □	2639BAA	N/A	2743	721660
752C	N/A	1734	820250 ■	2121	N/A	2641	719220	2744	N/A
752D	N/A	1735	824550 ■	2122	N/A	2642	712330	2746	724440
805C	252440	1736	N/A	2123	N/A	2643	719240	2747	724540
805CD	N/A	1737	824450 ■	2124	N/A	2644	712550	2748	724660
805D	258540	1738	841550 ■	2125	N/A	2645	712660	2749	731250
805E	252660	1739	724660 ◆	2126	N/A	2647BBB	763333	2749CD	731450
805EX	N/A	1741	842550 ■	2127	N/A	2648	715000	2752	N/A
920	N/A	1742	821450 ■	2128	N/A	2650MT	N/A	2753	N/A
921	N/A	1742DD	821550 ■	2129	N/A	2652	712340	2757	N/A
924	N/A	1746	821560 ■	2136	N/A	2653	712460	2765	741440
1050B	121003	1746EE	821660 ■	2137	N/A	2653CA	712420	2766	741540
1074	265500	1747	724440 ◆	2138	N/A	2658	N/A	2767	N/A
1105B	N/A	1753	N/A	2139	N/A	2659	820230 ■	2768	741660
1110	N/A	1756	724560 ◆	2142	N/A	2662	N/A	2769	N/A
1189	9000 ●	1757	N/A	2501A	N/A	2663	717223	2770	742440
1190LS	N/A	1759	N/A	2501B	850	2665	718332	2771	742540
1191LS	N/A	1764	822440	2501C	N/A	2666	717334	2772	742660
1192	765 ●	1777	844640 ■	2501D	N/A	2667	717224	2776	750400
1193	692 ●	1790	822540	2502	N/A	2669EEB	717663	2777	750500
1195MT	N/A	1791	822550	2503	N/A	2669EEC	717664	2778	750600
1197	1050 ●	1795	822560	2504	3400CT	2670	762000	2779	750800
1198	160 ●	1799	822660	2505	3500CT	2681	716300	2781	N/A
1199	691 ●	1811	N/A	2506	3600CT	2682	716330	2796	N/A
1266	251 ●	1839	N/A	2508	N/A	2687ACC	N/A	2797	N/A
1270DL	N/A	1840	N/A	2510	N/A	2687CEE	717466	2798	N/A
1270MT	N/A	1841	626000	2516BC	766330	2688B	715300	2800CB	N/A
1287	N/A	1842	628000	2518CBB	767333	2696AAA	762222	2800CC	N/A
1292	258 ●	1843	623000	2531BBB	765330	2696ABA	N/A	2800CD	N/A
1295	270 ●	1844	624000	2532AAA	767222	2696BBB	N/A	2800EE	751660
1513	260420	1851	609000	2544AC	N/A	2696CCC	N/A	2831	N/A
1514	261520	1852	611000	2551AA	766220	2696EEB	762663	2833	N/A
1519	N/A	1853	613000	2551AB	766230	2698AA	711022	2834	N/A
1520	254200	1854	608000	2551AC	766232	2698BB	711033	2835	724560
1521	254210	1855	680000	2558AA	N/A	2698CB	711043	2838	721560
1522	254220	1856	681000	2558AB	765232	2698CC	711044	2877	N/A
1532	N/A	1857	682000	2558AC	N/A	2698EE	711066	2878	731460

◆ "Everco part number is barb type fitting, Edelmann part number is clamp style fitting."
 ■ "Everco part number is barb type fitting, Edelmann part number is push-on fitting."
 ● Contents may vary.
 □ Plews Item.

INTERCHANGE *(continued)*

Everco Number	Edelmann Number	Everco Number	Edelmann Number	Everco Number	Edelmann Number	Everco Number	Edelmann Number	Everco Number	Edelmann Number
3001B	276000	6666EE	916666	7830	258302	B430	430ST	BA451	3451ST
3002B	271330	6666F	916686	7831	258303	B440	440ST	BA460	3460ST
3003B	270300	6666G	916606	7832	258450	B451	451ST	BZ308	308ST
3004B	N/A	6667C	917942	7833	258403	B460	460ST	BZ312	312ST
3005B	275300	6667EE	917964	7834	258560	B508	508ST	BZ320	320ST
3006B	274000	6667EEE	917966	7840	258650	B512	512ST	BZ330	330ST
3007B	272340	6667FF	917986	7845	258307	B520	520ST	BZ340	340ST
3008B	N/A	6668C	916842	11251	N/A	B530	530ST	BZ351	351ST
3009B	272330	6668CC	916844	11252	N/A	B540	540ST	BZ360	360ST
3010B	N/A	6668CCC	916846	11253	N/A	B551	551ST	BZ408	408ST
3011B	N/A	6668E	916862	11254	N/A	B560	560ST	BZ412	412ST
3012B	N/A	6668EE	916864	11255	N/A	B608	608ST	BZ420	420ST
3014	265000	6668EEE	916866	11256	N/A	B612	612ST	BZ430	430ST
3021B	266000	6668EEEE	916868	11257	N/A	B620	620ST	BZ440	440ST
3022B	267000	6668F	916884	11259	N/A	B630	630ST	BZ451	451ST
3023B	268000	6668FF	916886	11260	N/A	B640	640ST	BZ460	460ST
3024B	271300	6668FFF	916888	13502	N/A	B651	651ST	C135	N/A
3025B	270300	6668G	916806	13503	3300ST	B660	660ST	D300S	N/A
3026B	271330	6668GG	916808	13504	3400ST	B808	N/A	P105D	N/A
3027B	272340	6668H	916828	13505	3500ST	B812	N/A	P105E	N/A
3028B	270330	6669C	916942	13506	N/A	B820	N/A	P805E	N/A
3029	263000	6669CC	916944	13507	N/A	B830	N/A	RH1	N/A
3030	264000	6669CCC	916946	97941	N/A	B840	N/A	RH2	N/A
3476	312-34	6669E	916964	7570-1	N/A	B851	N/A	RH3	N/A
3476MT	N/A	6669EE	916966	7570-2	N/A	B860	N/A	RH10	N/A
3480	312-27	6669EEE	916962	891001	280 ●	B3080	5308ST	RH12	N/A
3480MT	N/A	6669F	916986	A8311	N/A	B3120	5312ST	RH14	N/A
3481	N/A	6669FF	916988	A8312	N/A	B3200	5320ST	RH16	N/A
3481MT	N/A	6669FFF	916984	A8313	N/A	B3300	5330ST	RH18	N/A
3485	312-300	6669G	916908	A8314	N/A	B3308	6308ST	RH20	N/A
3485MT	N/A	6669GG	916906	A8401	N/A	B3312	6312ST	RH22	N/A
4191	N/A	6670C	917042	A8402	N/A	B3320	6320ST	RH38	N/A
4375	N/A	6670EE	917066	A8403	N/A	B3330	6330ST	RH77	81352
4375MT	N/A	6671C	917142	A8404	N/A	B3340	6340ST	RH79	N/A
6660C	916040	6671E	917164	A8416	N/A	B3351	6351ST	T37	N/A
6660E	916060	6671F	917186	A8417	N/A	B3360	6360ST	T38	N/A
6660F	916080	6672C	917242	A8418	N/A	B3384	N/A	WD140	N/A
6660G	916090	6672E	917264	A8419	N/A	B3400	5340ST		
6660H	916092	6672F	917286	B180	312-33	B3510	5351ST		
6661C	916140	6672G	N/A	B180MT	N/A	B3600	5360ST		
6661E	916160	6738	N/A	B195	312-29	B4308	4308ST		
6661F	916180	6744	N/A	B195MT	N/A	B4312	4312ST		
6661G	916190	6745	470400	B208	N/A	B4320	4320ST		
6661H	916192	6746	471400	B212	N/A	B4330	4330ST		
6662C	916240	6747	470400	B220	N/A	B4340	4340ST		
6662E	916260	6748	N/A	B230	N/A	B4351	4351ST		
6662F	916280	6749	469400	B240	N/A	B4360	4360ST		
6662G	916290	6753	N/A	B251	N/A	BA308	3308ST		
6662H	916292	6754	469600	B260	N/A	BA312	3312ST		
6664C	916440	6805	930040	B308	308ST	BA320	3320ST		
6664E	916460	7575	405 ●	B312	312ST	BA330	3330ST		
6664F	916480	7580	380 ●	B320	320ST	BA340	3340ST		
6664G	916490	7727	265401	B330	330ST	BA351	3351ST		
6665C	916540	7732	265400	B340	340ST	BA360	3360ST		
6665E	916560	7771	N/A	B351	351ST	BA408	N/A		
6665F	916580	7816	N/A	B360	360ST	BA412	N/A		
6665G	916590	7817	265301	B408	408ST	BA420	3420ST		
6666C	916642	7818	258340	B412	412ST	BA430	3430ST		
6666E	916664	7819	258350	B420	420ST	BA440	3440ST		

◆ "Everco part number is barb type fitting, Edelmann part number is clamp style fitting."
 ■ "Everco part number is barb type fitting, Edelmann part number is push-on fitting."
 ● Contents may vary.
 □ Plews Item.

INTERCHANGE *(continued)*

Weatherhead Number	Edelmann Number	Weatherhead Number	Edelmann Number	Weatherhead Number	Edelmann Number	Weatherhead Number	Edelmann Number	Weatherhead Number	Edelmann Number
130	301200	105X2	121002	1368X4X4	N/A	1460X4	916040	1472X8	917286
140	303400	105X3	121003	1368X6	N/A	1460X6	916060	1474X4	911440
190	303400	105X4	121004	1368X6X2	N/A	1460X8	916080	1474X6	911460
230	309600	105X5	121005	1368X6X6	N/A	1461X10	916190	1474X8	911480
7970	271330	105X6	121006	1368X6X8	N/A	1461X12	916192	1480X10	917908
7971	272340	105X6X7	121067	1368X8	N/A	1461X4	916140	1480X4	917942
7972	263000	1064X4	847444	1368X8X4	N/A	1461X6	916160	1480X6	917964
7973	264000	1064X6	847666	1368X8X8	N/A	1461X8	916180	1480X6X6	917966
7974	265000	1074	265500	1369X10	N/A	1462X10	916290	1480X8	917986
7975	276000	108	313800	1369X10X6	N/A	1462X12	916292	1484X10	916390
7976	270330	111	321000	1369X4	N/A	1462X4	916240	1484X12	916392
10004B-102	744240	1110X10	N/A	1369X4X4	N/A	1462X6	916260	1484X4	916340
10004B-104	744440	1110X12	N/A	1369X6	N/A	1462X8	916280	1484X6	916360
10004B-304	742440	1110X3	141030	1369X6X2	N/A	1464X4	916440	1484X8	916380
10004B-305	742540	1110X4	141040	1369X6X6	N/A	1464X6	916460	150	307200
10004B-404	741440	1110X5	141050	1369X6X8	N/A	1464X8	916480	1512	N/A
10004B-405	741540	1110X6	141060	1369X8	N/A	1465X10	916590	1513	260420
10004B-A03	724340	1110X8	141080	1369X8X4	N/A	1465X6	916560	1514	261520
10004B-A04	724440	112	323000	1369X8X8	N/A	1465X8	916580	1518	252430
10004B-A05	724540	113	322000	1370X6	N/A	1466X6	916664	1521	N/A
10004B-B03	721340	114	326000	1370X6X6	N/A	1466X6X2	916662	1522	252440
10004B-B04	721440	115	327000	1370X8	N/A	1466X6X6	916666	1537	844240
10004B-B05	721540	116	329000	1371X6	N/A	1466X8	916686	1541	820230
10004B-X03	N/A	117	328000	1371X6X6X6	N/A	1468X10	916808	1551	820250
10004B-X04	N/A	120	308400	1371X8	N/A	1468X10X6	916806	1555	820450
10004B-X05	N/A	13004-J	N/A	1372X6	N/A	1468X12	916828	1556	831250
10004B-Y04	750400	13006-J	N/A	1372X6X6X2	N/A	1468X12X12	916892	1557	831450
10005B-102	744250	131X3	120300	1372X6X6X6	N/A	1468X4	916842	1560	821550
10005B-104	744450	131X4	120400	1372X8	N/A	1468X4X4	916844	1561	821650
10005B-305	842550	131X5	120500	1380X10	N/A	1468X4X6	916846	1563	252660
10005B-B04	N/A	131X6	120600	1380X6	N/A	1468X6	916864	1564	846460
10005B-B05	721550	135	310200	1380X6X6	N/A	1468X6X2	916862	1565	846260
10005B-B06	721650	1360X10	N/A	1380X8	N/A	1468X6X6	916866	1566	846660
10005B-C02	731250	1360X12	N/A	1390X6	927764	1468X6X8	916868	1568	821560
10005B-C04	731450	1360X4	N/A	1390X6X6	927766	1468X8	916886	1570	821660
10005B-Y05	750500	1360X6	N/A	1390X8	927786	1468X8X4	916884	1571	831460
10006B-104	744460	1360X8	N/A	1390X8X8	927788	1468X8X8	916888	1572	831260
10006B-106	744660	1361X10	N/A	1391X6	N/A	1469X10	916908	1581	844440
10006B-306	742660	1361X12	N/A	1391X6X6	928066	1469X10X6	916906	1582	831240
10006B-406	741660	1361X4	N/A	1391X6X8	N/A	1469X12	916928	1594	275300
10006B-A05	724560	1361X6	N/A	1391X8	N/A	1469X4	916942	1596	254200
10006B-A06	724660	1361X8	N/A	1391X8X8	N/A	1469X4X4	916944	1597	254210
10006B-B05	721560	1362X10	N/A	1403	822440	1469X4X6	916946	1598	821450
10006B-B06	721660	1362X12	N/A	1404	822540	1469X6	916964	1900	716000
10006B-C04	731460	1362X4	N/A	1405	822550	1469X6X2	916962	1901	715000
10006B-X06	751660	1362X6	N/A	1406	822560	1469X6X6	916966	1902	714333
10006B-Y06	750600	1362X8	N/A	1407	822660	1469X6X8	916968	1903	717444
10008B-108	744880	1364X6	N/A	1414	N/A	1469X8	916986	1906	718555
10008B-Y08	750800	1364X8	N/A	1415	827660	1469X8X4	916984	1907	717663
100X3	121300	1365X10	N/A	1421-60	930040	1469X8X8	916988	1908	717664
100X4	121400	1365X6	N/A	1424	301200	1470X4	917042	1911	719220
100X5	121500	1365X8	N/A	1425	303400	1470X6	N/A	1912	712330
100X6	121600	1366X6	N/A	1426	309600	1470X6X6	917066	1913	719240
100X8	121800	1366X6X2	N/A	1428	251550	1470X8	N/A	1914	712340
10504B-102	N/A	1366X6X6	N/A	1429	251660	1471X4	917142	1915	712460
10504B-104	21-122*	1366X8	N/A	1441	272330	1471X6	917164	1916	714222
10504B-106	21-142*	1368X10	N/A	1442	271300	1471X6X6X6	N/A	1917	717223
10504B-204	21-222*	1368X10X6	N/A	1443	270300	1471X8	917186	1918	717224
10506B-106	21-147*	1368X12	N/A	145	311400	1472X4	917242	1919	714000
10506B-204	21-242*	1368X12X12	N/A	1460X10	916090	1472X6	917264	1920	718332
10506B-206	21-262*	1368X4	N/A	1460X12	916092	1472X6X6X6	917266	1921	717334

* Tru-Flate part, see Tru-Flate catalog.

INTERCHANGE *(continued)*

Weatherhead Number	Edelmann Number	Weatherhead Number	Edelmann Number	Weatherhead Number	Edelmann Number	Weatherhead Number	Edelmann Number	Weatherhead Number	Edelmann Number
1922	714666	3220X6X2	210620	33806-C	N/A	42X10	142900	50X4	150420
1924	712420	3220X6X4	210640	33806-D	N/A	42X12	142920	50X4X4	150440
1925	712550	3220X8X2	210820	33808-A	926080	42X3	142300	50X5	N/A
1927	712660	3220X8X4	210840	33808-B	926180	42X4	142400	50X6	N/A
1929	711033	3220X8X6	210860	33808B-Y08	926280	42X5	142500	50X6X6	N/A
1931	711044	325	511520	33808B-Y26	926886	42X6	142600	50X8	N/A
1945	717466	3250X2	N/A	33808B-Y28	926888	42X8	142800	51X10	151908
1948	716300	3250X4	N/A	33808B-Y36	936886	44X10	144900	51X3	N/A
1949	716330	3250X6	N/A	33808B-Y38	936888	44X3	144300	51X4	N/A
1950	715300	3250X8	N/A	33808B-Y78	926680	44X4	144400	51X5	151520
202X2	124220	3300X2	203200	33808B-Y86	927886	44X5	N/A	51X6	N/A
202X3	124320	3300X4	203400	33808-C	N/A	44X6	N/A	51X8	N/A
202X4	124420	3300X4X2	219420	33808-D	N/A	44X8	144800	530	N/A
202X4X4	124440	3300X6	203600	3400X2	216200	45X10	N/A	537	N/A
202X5	124520	3300X6X2	219620	3400X4	216400	45X12	N/A	54X4	154420
202X5X4	124540	3300X6X4	219640	3400X4X2	216420	45X3	N/A	54X5	154520
202X6	124640	3300X8	203800	3400X6	216600	45X4	N/A	54X6	154640
202X6X2	124620	3300X8X6	219860	3400X8	216800	45X5	N/A	54X8	154860
202X6X6	124660	3325X2	222220	3500X2	200200	45X6	N/A	552X3	128322
202X8	124860	3325X4	222440	3500X4	200400	45X8	N/A	552X4	N/A
202X8X8	124880	3325X4X2	222420	3500X6	200600	46X10	146908	55X10	N/A
252X2	126220	3325X6	222660	3500X8	200800	46X3	146320	55X4	N/A
252X3	126320	3325X6X4	222640	352X3	125320	46X4	146420	55X5	155500
252X4	126420	3325X8	222880	352X4	125420	46X4X4	146440	55X6	155600
252X5	126520	3326X2	212200	352X5	125520	46X5	146520	55X8	155800
252X6	126640	3326X4	212400	352X6	125640	46X5X4	146540	56X4	N/A
252X8	126860	3326X6	212600	3600X2	228200	46X6	146640	59X4	108400
270	312600	3326X8	212800	3600X4	228400	46X6X2	146620	60X10	160900
302X2	123200	3327X2	213210	3600X6	228600	46X6X6	146660	60X12	160920
302X3	123300	3327X4	213410	3700X2	201200	46X6X8	146680	60X2	160200
302X4	123400	3327X6	213610	3700X4	201400	46X8	146860	60X3	160300
302X5	123500	3328X2	213220	3700X6	201600	46X8X8	146880	60X4	160400
302X6	123600	3328X4	213420	3700X8	201800	48X10	148908	60X5	160500
302X8	123800	3328X6	213620	3750X2	227200	48X12	148928	60X6	160600
3129X2	208200	3328X8	213820	3750X4	227400	48X3	148320	60X7	160700
3129X4	208400	3329X2	213230	3750X6	227600	48X4	148420	60X8	160800
3129X6	208600	3329X4	213430	3950X2	202200	48X4X4	148440	6100X2	111200
3150X2	217200	3329X6	213630	3950X4	202400	48X5	148520	6100X3	111300
3150X4	217400	3329X8	213830	3950X6	202600	48X5X4	148540	6100X4	111400
3150X6	217600	3330X2	213240	3950X8	202800	48X6	148640	6100X5	111500
3151X2	221200	3330X4	213440	402X2	122220	48X6X2	148620	6100X6	111600
3151X4	221400	3330X6	213640	402X3	122320	48X6X6	148660	61X10	161900
3151X6	221600	3330X8	213840	402X4	122420	48X6X8	148680	61X12	161920
3151X8	221800	3331X2	213250	402X4X4	122440	48X8	148860	61X2	161200
3152X12	209920	3331X4	213450	402X5	122520	48X8X4	148840	61X3	161300
3152X2	209200	3331X6	213650	402X5X4	122540	48X8X8	148880	61X4	161400
3152X4	209400	3350X2	224200	402X6	122640	49X10	149908	61X5	161500
3152X6	209600	3350X4	224400	402X6X2	122620	49X12	149928	61X6	161600
3152X8	209800	3350X6	224600	402X6X6	122660	49X3	149320	61X7	161700
3171X4	120400	33806-A	926060	402X8	122860	49X4	149420	61X8	161800
3171X6	120600	33806-B	926160	4105X10	161900	49X4X4	149440	6200X2	112220
320	N/A	33806B-Y06	926260	4105X12	161920	49X4X6	149460	6200X3	112320
3200X2	220220	33806B-Y24	926864	4105X4	161400	49X5	149520	6200X4	112420
3200X4	220440	33806B-Y26	926866	4105X6	161600	49X5X4	149540	6200X5	112520
3200X4X2	220420	33806B-Y28	926868	4105X8	161800	49X6	149640	6200X6	112640
3200X6	220660	33806B-Y34	936864	41X10	141900	49X6X2	149620	62X10	162900
3200X6X4	220640	33806B-Y36	936866	41X3	141300	49X6X6	149660	62X12	162920
3200X8X6	220860	33806B-Y38	936868	41X4	141400	49X6X8	149680	62X2	162200
3220X12X6	210926	33806B-Y76	926660	41X5	141500	49X8	149860	62X3	162300
3220X12X8	210928	33806B-Y84	927864	41X6	141600	49X8X4	149840	62X4	162400
3220X4X2	210420	33806B-Y86	927866	41X8	141800	49X8X8	149880	62X5	162500

INTERCHANGE *(continued)*

Weatherhead Number	Edelmann Number	Weatherhead Number	Edelmann Number	Weatherhead Number	Edelmann Number	Weatherhead Number	Edelmann Number	Weatherhead Number	Edelmann Number
62X6	162600	68X4	168420	7899	N/A	NT10008	PFT-8B	W17709	908663
62X8	162800	68X4X4	168440	7900	127333	NT10010	PFT-10B	W21204	908643
630	514520	68X5	168520	7901	N/A	NT10012	N/A	W23464	N/A
632	N/A	68X5X4	168540	7902	N/A	S308	308ST	W76150	931300
63X3	N/A	68X6	168640	7904	127031	S312	312ST	W79850	931100
63X4	163420	68X6X2	168620	7905	127032	S320	320ST		
63X5	N/A	68X6X6	168660	7906	127033	S330	330ST		
63X6	163640	68X6X8	168680	7908	258403	S340	340ST		
6400X2	115220	68X7	168740	7909	258350	S351	351ST		
6400X3	115320	68X8	168860	7910	258303	S360	360ST		
6400X4	115420	68X8X4	168840	7911	258302	S408	408ST		
6400X5	115520	68X8X8	168880	7912	258306	S412	412ST		
6400X6	115640	69X10	169908	7913	258307	S420	420ST		
64X3	164300	69X12	169928	7914	127034	S430	430ST		
64X4	164400	69X2	169220	7915	258650	S440	440ST		
64X5	164500	69X3	169320	7916	258560	S451	451ST		
64X6	164600	69X4	169420	7917	258540	S460	460ST		
64X8	164800	69X4X4	169440	7918	N/A	S512	512ST		
652X3	N/A	69X5	169520	7919	N/A	S520	520ST		
652X4	N/A	69X5X4	169540	7920	N/A	S530	530ST		
652X5	N/A	69X6	169640	7921	273000	S540	540ST		
652X6	N/A	69X6X2	169620	7922	N/A	S551	551ST		
652X8	N/A	69X6X6	169660	7933	127030	S560	560ST		
65X3	165300	69X6X8	169680	7934A	274000	S612	612ST		
65X4	165400	69X8	169860	7935	266000	S620	620ST		
65X5	165500	69X8X4	169840	7936	267000	S630	630ST		
65X6	165600	69X8X8	169880	7937	268000	S640	640ST		
65X8	165800	702X2	130222	A555	501420	S651	651ST		
66X10	N/A	702X3	130333	A655	502520	S660	660ST		
66X2	166220	702X4	130444	A660	506520	SB308	5308ST		
66X3	166320	702X5	130555	A664	429520	SB312	5312ST		
66X4	166420	702X6	130666	A6764	457640	SB320	5320ST		
66X4X4	166440	702X8	130888	A6765	520400	SB330	5330ST		
66X5	166520	703	N/A	A6769	428400	SB340	5340ST		
66X5X4	166540	70X3	N/A	A6770	521500	SB351	5351ST		
66X6	166640	70X4	170420	A6774	430500	SB360	5360ST		
66X6X2	166620	70X5	N/A	A6779	458600	SC308	6308ST		
66X8	166860	70X6	170640	A6793	N/A	SC312	6312ST		
6709	469600	70X8	N/A	A690	505420	SC320	6320ST		
6719	N/A	71X3	N/A	A694	427420	SC330	6330ST		
6724	N/A	71X4	N/A	C3059X2	211200	SC340	6340ST		
6729	N/A	71X5	171520	C3059X4	211400	SC351	6351ST		
6747	470400	71X6	N/A	C3159X4	120400	SC360	6360ST		
6748	N/A	71X8	N/A	C3159X6	120600	SJ308	4308ST		
6749	469400	72X3	172320	C3169X2	226200	SJ312	4312ST		
6804	331220	72X4	172420	C3169X4	226400	SJ320	4320ST		
6809	332440	72X4X4X4	172440	C3171X4	120400	SJ330	4330ST		
6810	376220	72X5	172520	C3171X6	120600	SJ340	4340ST		
6815	377440	72X6	172640	C3179X2	221200	SJ351	4351ST		
6820	548220	72X8	172860	C3179X4	221400	SJ360	4360ST		
6824	348220	76X3	N/A	C3179X6	221600	SS-86	160		
6825	549440	76X4	N/A	C3179X8	221800	SS-87	122		
6828	350440	7727	265401	C-632X	405MT	SS-88	210		
6829	349440	7732	265400	CA-631	1050	W05465	908642		
6891	341200	7817	265301	CA-632	405	W05498	908284		
6892	342400	7818	258340	H10105	N/A	W05499	N/A		
6893	343600	7828	258430	H10106	N/A	W05730	908286		
68X10	168908	7829	258450	NT10002	PFT-2A	W1206	N/A		
68X12	168928	7896X3	121030	NT10004	PFT-4A	W14630	935000		
68X2	168220	7896X4	121040	NT10005	PFT-5A	W1512	N/A		
68X3	168320	7898	127444	NT10006	PFT-6B	W15310	338400		

 **PLEWS &
EDELMAANN**

Amflo[®]

Camel[®]

EDELMAANN[®]

LubriMatic[®]

PLEWS[®]
LubriMatic

POWERCRAFT[®]

SYRACUSE[®]

TRU-FLATE[®]

ultra[®]
LUBE

Amflo:

Air Line Accessories
Pneumatic Hoses & Reels

Camel:

Tire Repair

Edelmann:

Automotive Fittings
Brake Lines
Engine Oil Cooler Lines
Power Steering Hoses & Repair Kits
Transmission Oil Cooler Lines & Fittings

LubriMatic:

Oils, Greases & Spray Lubricants

Plews/LubriMatic:

Lubrication Equipment

Powercraft:

Power Steering Hoses & Repair Kits

Syracuse:

Tire Gauges & Tools

Tru-Flate:

Air Line Accessories
Tire Gauges & Hardware

UltraLube:

Biobased Lubricants

EDELMA[®]

Telephone(800) 770-4639

Fax(800) 288-3388

Website URL www.plews-edelmann.com

1550 Franklin Grove Rd.
Dixon, IL 61021 USA