




# Architectural Door Accessories

**ASSA ABLOY**

The global leader in  
door opening solutions



Markar and Pemko Catalog

**General Information:**

Product Index	4-7
About the Pemko Product Line	8
General Information & Terms	9-10
Materials & Finishes Information	11-12
Product Testing/Classification Symbols	12-13
Barrier-Free Systems	14
ANSI/BHMA Standards	15

**Markar Continuous Pin and Barrel Hinges:**

General Information	18-19
Hinge Finishes	20
Hinge Numbering System and Standard Lengths	21
Continuous Hinge Modifications	22-24
3500 Series Stainless Steel Pin and Barrel Security Hinges	25-28
300 Series Stainless Steel Pin and Barrel Hinges	29-50
300 Series Stainless Steel Edge Guards	51-53
Edge Guards Order Form	54
200 Series Carbon Steel Pin and Barrel Hinges	55-59
100 Series Aluminum Pin and Barrel Continuous Hinges	60-66
400 Series and 900 Series Toilet Partition Hinges	67-70
Pivots	71
Flat Astragals	72
Fasteners and Fastener Packs	73-77
Tools and Accessories	78
Current Transfer Prep Info Form	79
Custom Lengths	80

**PemkoHinge® Geared Continuous Hinges:**

What is PemkoHinge®	82
Ordering Chart	82
BHMA Certification Program	83
Hospital Tip	83
Cycle Requirements and Weight Bearing	83
UL Fire Labeling	83
Options For Electrically Modified PemkoHinge®	84
X-Series PemkoHinge®	85
Offset Hinge	86
Full Mortise Hinges	87
Special Full Mortise Hinges	88
Kawneer Full Mortise Hinges	89
Raised Gear Hinges	89
Full Mortise Safety Hinges	90
Wide Throw Full Mortise Hinges	91
Wide Throw Half Surface Hinges	91
Half Surface Hinges	92
Half Mortise Hinges	92
Full Surface Hinges	93
Full Surface Center Pivot Hinge	93
Full Surface Balanced Pivot Hinge	93
Full Mortise Residential Hinges	94
Firepins™	95
Double Swing Hinge	96
Emergency Release Stops	96
Power Transfer Units	97
Pemko PT Information Form	98
ERS x DSH Customer Form	99
ERS Customer Form	100
DSH Customer Form	101

**Commercial Thresholds:**

Saddle Thresholds	104-110
Half Saddles	110-113
Offset Saddles	113-114
Stainless Steel Saddles	114-115
Stainless Steel Half Saddles and Offset Saddles	115
Thermal Barrier Saddles	116-118
Stainless Steel Thermal Barrier Threshold	118-119
Latching Panic Exit Saddles	120-123
Latching Panic Exit Saddles - Thermal Barrier	124-126

**Commercial Thresholds continued:**

Acoustic Thresholds	127
Eco-V™ Thresholds	128
Adjustable Width Eco-V™ Thresholds	129
Heavy Duty Latching Panic Exit Saddle Thresholds	130
Heavy Duty Thresholds	130-131
Modular Heavy Duty Thresholds	131
Floor Plates/Safety Treads	132-133
Aluminum Plates	133
Carpet Separators	134
Floor Plate Supports/Accessories and Elevators	135
Threshold Stop Strips	136
Floor Closer Thresholds/Cover Plate Assemblies	137
ANSI/BHMA A156.21, Thresholds - Cross Reference	138-140

**Modular Ramps:**

Modular Ramp Threshold Assemblies - Flush Applications	142
Modular Ramp Threshold Assemblies - Offset (7" Top Plate)	143
Modular Ramp Threshold Assemblies - Offset (3½" Top Plate)	144
Modular Ramp Threshold Components	145
Modular Ramp Threshold Assemblies - Variables	146
Riser For Modular Ramps	146
Miter Returns For All Modular Ramp Thresholds	147
Barrier-Free Ramp Thresholds	148
Fire Retardant and Styrene Butadiene Rubber Ramp Thresholds	149
Rubber Ramp Miter Returns	150
Recycled Rubber Ramp Assembly	150

**Door Bottoms:**

Automatic Door Bottoms	152-155
Security Door Bottoms	156
Residential Automatic Door Bottoms	156
End Plates for Automatic Door Bottoms	157
Specialty Door Bottoms	158
Eco-V™ Door Shoes	158
Door Shoes	159-161
Door Shoes for Hollow Metal Doors	161-162
Fabrication Options for Door Shoes	162
Door Bottom Sweeps	163-165
Stainless Steel Door Bottom Sweeps	166
Door Top Weatherstrip	167
Heavy Duty Door Bumper	167

**Astragals & Meeting Stiles:**

Astragal and Meeting Stile Gasketing - Split Astragals	170-171
Split Astragals with Snap Covers - Concealed Fasteners	172
Meeting Stile Gasketing	172-173
Adhesive Astragal/Meeting Stile Seals	174
Adjustable Astragals	174
"T" and Overlapping Astragals	175
Adhesive-Backed Mullion Gasketing	176
Adhesive Astragal Seal	176
Offset Security Bar and Security Astragal	176
Locking Astragals	177-178
Locking Wood Astragals	179
Outswing Locking Astragals	180

**Brush Gasketing:**

180° Aluminum Retainers	182-183
180° Concealed Fastener Retainers	183
90° Aluminum Retainers	184
45° Concealed Fastener Retainers	184
45° Aluminum Retainers	185
35° Aluminum Retainers	186
Mortise Retainers	186
Aluminum Retainers with Rain Drip	186
Oak Retainers	186
Meeting Stiles	187
Automatic Door Bottoms	188

**ASSA ABLOY**The global leader in  
door opening solutions

**Perimeter Gasketing:**

Standard Perimeter Gasketing	190-193
Stainless Steel Perimeter Gasketing	194
Adjustable Jamb Gasketing	195
Heavy Duty Interlock Perimeter Gasketing	195
Heavy Duty Perimeter Gasketing - Head Section	196
Heavy Duty Perimeter Gasketing - Standard Jamb	197
Snap Cover Perimeter Gasketing with Concealed Fasteners	198
Kerf-In Weatherstrip- Foam, Silicone	199
Kerf-In Weatherstrip - Thermoplastic and Magnetic	200
Adhesive Perimeter Gasketing	200-201
Microshield Adhesive Gasketing	201
Interlock Weatherstrip For Wood Doors and Wood Windows	202
Cushion/Spring Weatherstrip	203
Fasteners for Cushion, Spring and Interlock Weatherstrip	203

**Adhesive Gasketing:**

SiliconSeal Adhesive-Backed Fire/Smoke Gasketing	206
PemkoPrene® Adhesive-Backed Fire/Smoke Gasketing	207
Silicon Seal/Adhesive-Backed Meeting Stile Gasketing	207
MicroShield® Antimicrobial Gasketing	208
Hot Smoke Seal/SiliconSeal Combination Fire/Smoke Sealing	208

**Hospitality Products:**

Privacy Door Latch, Bracket and Decals	210
SiliconSeal Adhesive Gasketing	211
Automatic Door Bottoms: PDB Series	212
Door Shoes	212
Automatic Door Bottoms	213
Eco-V™ Thresholds	214
Adjustable-Width Eco-V™ Threshold	215
Carpet Separators	216
Acoustic Adhesive Corner Pads	216
Stainless Steel Sliding Track Hardware System	217
Simultaneous Acting Sliding Door System	218
SH580 System	219
By-Pass System	220

**Acoustic Products:**

Basic Acoustics	222
Sound and STC Ratings	223
Acoustic Seal Sets	224
Acoustic Thresholds	225
Saddle Thresholds	226
Automatic Door Bottoms: PDB Series	227
Door Shoes	227
Acoustic Adhesive Corner Pads	227
Standard Perimeter Gasketing	228
SiliconSeal Adhesive-Backed Gasketing	228

**Sliding & Folding Hardware:**

H180A Series	230
SH580 Series	231
Sliding 200 Series	232
Side Wall Track System	233
Bypass Track Series	234
SIM200A Series	235
LP200 Series	236
Sirocco Series	237
H300S-OH Series	238
H300S-SW Series	239
H440A-OH Series	240
H440A-SW Series	241
H600S-OH Series	242
H600S-SW Series	243
H800S-OH Series	244
H800S-SW Series	245
H1100A-OH Series	246
H1100A-SW Series	247
Sliding Glass Series	248
Pocket Frame Kit	249
Folding 100 Series	250

Pacer Interior End Fold Series	251
Flexirol Interior End Fold Series	252
Sliding Track Hardware System for Wood Doors	253-257

**Sliding & Folding Hardware continued:**

Sliding Track Hardware System for Glass Doors	258-262
SIM150- 2 Door	263
SIM150- 3 Door	264
Options & Accessories	265

**Residential Thresholds:**

Interlocking Thresholds and Threshold Caps	268
Interlocking Thresholds - Water Return	269
Hooks	269
Residential Thresholds - Water Return	270
Adjustable Eco-V™ Top Thresholds	270
Eco-V™ Top Thresholds	271
Residential Saddles	271
Bumper Thresholds for Outswing Doors	272
Squareback Thresholds	273
Oak Thresholds and Sill Nosings	273-274
Adjustable Aluminum Top Sills	275
Adjustable Oak Top Sills	276
Outswing Adjustable Oak Top Sills	277
Residential All-Aluminum Adjustable Sills	277
Fixed Eco-V™ Top Residential Sills	278
Residential All-Aluminum Fixed Sills	278
Outswing Fixed Bumper Sills	279
Extenders for All Residential Sills	279
Bumper Thresho-Sills for Outswing Doors	280
Thresho-Sills	280-281
Fabrication Options for Thresho-Sills	282

**Floor Molding, Trim & Handyshapes™:**

Carpet Bar - Standard	284
Seam Binding	284
Stair Nosing and Edging	284
Oak Seam Binding and Oak Floor Edging, Carpet Trim	285
HandyShapes™ - Flat Bar and Oak Floor Edging, Carpet Trim	286

**Weatherization Products:**

Foam Tape	288
Neoprene Tape	289
Miscellaneous Tape	289
Garage Door Weatherstrip	290
Spring Bronze Weatherstrip	290
Replacement Eco-V™	290

**Lites & Louvers:**

General Information	292
Low Profile - Beveled Lite Kit	293-294
Low Profile - 90° Lite Kit	295-296
Grills/Vision Lites For 90° Lite Kit	297
Inverted "Y" Louver	298
Fusible Link Louver	299
Windstorm Louver	300
Fire Glazing Tape	301
Fire Glazing Tape Applications	302-307

**Door & Frame Accessories:**

Anchors	310 - 311
Glazing Bead/Spreader Bar	311
Reinforcements - Fillers	312 - 314
Reinforcements - Miscellaneous	314 - 316
Reinforcements - Tabs	316 - 317
Door Channel & Top Cap	318

800-346-7707 | [www.pemko.com](http://www.pemko.com)

Check the web site for the up-to-date catalog

Copyright © 2015-2017, Pemko Manufacturing Co., an ASSA ABLOY Group company. All rights reserved.  
Reproduction in whole or in part without the express written permission of Pemko Manufacturing Co. is prohibited.**ASSA ABLOY**The global leader in  
door opening solutions

Product	Index	Product	Index	Product	Index	Product	Index	Product	Index
10	202	168	111	230	134	314	158, 172	1700	106
12	258	169	106	231	271	315	163, 192, 228	1710	107
22	260	170	106	233	271	316	171, 190	1715	130
30	202	171	108	234	159	317	158	1716	131
32	259	172	108	236	134, 216	318	158, 171	1717	131
42	261	173	104	246	134	319	191	1718	131
43	202	174	134, 216	249	270	321	163	1719	131
52	262	175	107, 226	250	270	322	195	1842	136
56	164	176	108, 137	252	111	324	274	1855	122
57	164	177	122	253	111	326	274	1875	113
61	269	179	121	254	111	327	274	1877	113
62	253	181	122	255	112	329	170, 191	1951	134
66	269	182	114	256	112	330	192	2001	120
67	269	183	135	257	148	331	202	2002	120
68	167	184	136	259	148	332	191	2005	120
71	203	185	123	270	104, 156	335	195	2006	120, 225
72	254	188	135	271	104	336	195	2007	121, 225
73	203	189	135	272	104	343	167	2008	127, 225
74	203	190	132	273	110	344	167	2009	121, 225
75	203	191	132	274	110	345	164-165, 186	2010	121
82	255	192	132	276	105, 137	346	167	2051	272
92	256	193	132	277	121	347	167	2052	273
101	268	194	135	278	110	350	195	2053	273
107	268	195	135	279	110	351	174	2054	273
108	268	196	135, 156, 167	280	231-232, 235-236, 248, 250	352	175	2055	273
110	268	198	109	281	231-232, 235-236, 248, 250, 265	354	174	2113	160, 212
111	257	200	135	282	135	355	175	2120	284
114	268	205	272	283	135	356	175	2131	284
115	268	206	271	283	250	357	175	2132	284
120	268	207	271	284	232-235	358	172	2134	284
121	268	208	271	285	192	359	175	2163	160, 212
123	268	209	159	286	232-234, 265	368	163	2170	158
136	269	210	159	290	136, 197	369	173	2173	160, 212
142	269	211	159	290	238-239	371	173	2203	160
145	269	212	271	294	193	372	173	2211	161
146	269	213	270	296	192	375	175, 193	2212	161, 212, 227
147	269	214	271	297	170, 190	377	167	2218	284
149	272	215	159	300	173	378	176	2219	284
151	104, 226	216	159	301	242-245	379	195	2221	161
153	280	217	159	303	170, 190, 228	405	156	2230	160
154	107, 226	218	271	305	170, 191	411	154, 188, 213	2251	161
155	272	219	271	306	193	412	155	2266	132
156	110	220	159	307	164	420	154	2286	133
157	114	221	161	308	164	430	155	2343	160, 212
158	113	222	162	309	164, 193	434	154, 188	2364	134, 216
159	122	223	160	310	171	1076	230	2366	134, 216
160	280	225	161	312	192, 228	1546	107, 226	2464	134
165	280	227	113	313	158, 172	1547	107, 226	2548	108, 137
166	106	228	132			1571	114	2549	109
167	281	229	113			1665	106	2550	109

# ASSA ABLOY

The global leader in  
door opening solutions



Product	Index	Product	Index	Product	Index	Product	Index	Product	Index
2555	112	4131	153, 188, 213	90137	184	216_FG	162	273x4_FG	116
2565	112	4301	153, 188	93518	276	2175W	285	2746x292_FGPK	126
2604	284	5025	186	94518	275	218OAK	274	2746x6	105
2705	130	5041	186	95518	275	219OAK	274	2746x6_FG	116
2715	130	5061	186	293100	163, 165, 183	21B/P	251	2748x270	137
2716	130	5100	186	102N	230-236, 238-245, 253-257, 265	21BO/4	251	2748x271	137
2727	114	5110	176	102WA	230-233, 235, 239, 241, 245, 265	21N/94	251	274x224_FG	125
2746	111	8451	279	102WN	230-233, 235, 239, 241, 243, 245	21R/94	252	274x292_FGPK	126
2748	105	8452	279	106HF/94	250	2219W	285	274x4	105, 137
2749	105	18041	171, 183, 187	106N/94	265	2250W	285	274x4_FG	116
2750	105	18050	183	106R/94	230-236, 238-247, 253-257, 265	2300W	285	274x4x270	137
2802	234, 263	18061	165, 171, 183, 187	1075C	230	2350W	285	274x4x271	137
2803	264	18062	183	14/1	133	2500W	274, 285	276x270	137
2812	234, 265	18100	165, 183	140_M	281	252SS	115	276x271	137
2813	270	18137	165, 182	154SS	114	252x2_FG	117	278x224_FGT	125
2891	196	18175	182	158SS	115	252x226	123	278X292_FGPK	126
2892	196	18250	182	160_M	280	252x226_FG	124	279x224_FGT	125
2893	196	18400	182	161_M	281	252x2SSFG	118	279x292_FGPK	126
2897	286	18950	182	163_M	281	252x3_FG	117	280_SWF	233
2899	286	19125	133	164_M	281	252x3SSFG	119	280_SWT	233
2901	286	19325	133	175SS	115	252x4SS	119	280_SWTKIT	233
2902	197	28945	196	176x170	137	253SS	115	2802BT	234, 265
2903	197	29045	197	176x171	137	253x226_FG	124	2815_M	200
2905	286	29310	172, 198	18/1	133	253x3_FG	117	282HD	250
2909	286	29313	198	18062W	186	253x3SS	119	284D	248
2913	286	29321	198	18100W	186	253x4_FG	117	287HD	230, 232, 234, 265
2917	286	29324	172, 183, 187	193x2/195	137	253x4SS	119	289B	250
2925	286	29326	163, 172, 183, 187, 198	1A/290	239	2548x170	137	289T	250
2933	286	29344	184, 198	1A/290/EC	238-239	2548x171	137	2P	202
2937	286	29346	184, 198	1A/301	234, 245	254SS	115	305SS	170, 194
2945	286	34831	179	1A/301/EC	242-245	254x226	123	311CIN	171
2949	286	35041	186	1A/550	247	254x226_FG	124	3151SS	166
2953	286	35061	186	1AX/290	239	254x4	108, 137	315SS	166, 194
2959	286	45041	185	1AX/301	234, 245	254x4SSFG	119	319SS	194
3151	163, 192	45061	185	1B	241	254x4x170	137	321SS	166
3185	158	45062	185	1BX	241	254x4x171	137	3452 BR-6	186
3261	274	45100	185	2006STC	225	254x5_FG	118	3A/290	238
3443	180	45137	185	2007STC	225	255x226	123	3A/301	242, 244
3444	180	45175	185	2008_PK	225	255x226_FG	124	3AX/290	238
3452	164-165	45250	185	2009_PK	225	255x5	109	3AX/301	242, 244
3481	179	45400	185	203OAK	273	255x5_FG	117	403/2	251-252
3483	179	74518	277	204OAK	273	256x6	109	41M	202
3493	177	75518	277	208OAK	273	256x6_FG	116	4C	202
3494	177	84514	278	21/550/P	252	257x259	137, 148	4P	202
3495	178	85514	278	2132W	285	2604W	285	550A	246-247, 252
3496	178	90041	184	2133W	285	2727SS	115	556/21	252
3497	178	90062	165, 184			273x224_FG	125	556/57	246-247
3498	178	90100	165, 184			273x292_FGPK	126	57A/N	244-245
3572	176					273x3_FG	116	57A/S	242-243
3692	160, 212, 227								

800-346-7707 | [www.pemko.com](http://www.pemko.com)

Check the web site for the up-to-date catalog

Copyright © 2015-2017, Pemko Manufacturing Co., an ASSA ABLOY Group company. All rights reserved.  
Reproduction in whole or in part without the express written permission of Pemko Manufacturing Co. is prohibited.

**ASSA ABLOY**

The global leader in  
door opening solutions

Product	Index	Product	Index	Product	Index	Product	Index	Product	Index
57B.....	240-241	E197.....	132	FM327.....	47	H1100A-SW.....	247	HS3-50PK.....	314
57K/N.....	238-239	E199.....	167	FM338.....	49	H180A.....	230	HS4-50PK.....	314
600A.....	240-241, 251	EA1-25PK.....	314	FM344.....	50	H200.....	232	HSS1000.....	208
601H.....	231, 235, 248, 265	EG108.....	66	FM3500.....	25	H222-45.....	230-231, 249	HSS2000.....	208, 306
601P.....	240-241	EG308.....	51	FM400.....	69	H300S-OH.....	238	HSS2000xS44.....	208
6C.....	202	EGC308.....	52	FM900.....	67	H300S-SW.....	239	HSS2000xS88.....	208
70C-100.....	203	EGT308.....	53	FS.....	93	H440A-OH.....	240	K_FM.....	89
70D-100.....	203	EL-CEPT.....	97	FS/SC309.....	38	H440A-SW.....	241	K1077_-SWEP.....	230, 232
70E-100.....	203	EL-EPT.....	97	FS_BP.....	93	H600S-OH.....	242	K134DEP.....	231, 235
70F-100.....	203	EL-EPTL.....	97	FS_CP.....	93	H600S-SW.....	243	K134EP.....	231-232, 235, 265
8-12/SN.....	248	EL-EPT-SC.....	97	FS101.....	61	H800S-OH.....	244	K28_-SWEP.....	233
89/2N.....	238-247	EPD3.....	230-232, 234-235, 253-257, 263-264	FS102.....	62	H800S-SW.....	245	K411.....	157
94518_W.....	276	ERS.....	96	FS201.....	56	HBP200A.....	220, 234	K412.....	157
94A.....	230-236, 238-247, 250-257, 265	EV232.....	128, 214	FS202.....	57	HF1-25PK.....	312	K4133.....	157
95518_W.....	276	EV2320.....	128, 214	FS301.....	32	HF2/100.....	250	K420.....	157
971A.....	230-232, 235-236, 238, 240, 242, 244, 246, 250-252, 265	EV2320.....	128, 214	FS302.....	33	HF2/100 PACK.....	265	K4301.....	157
ACP112.....	216	EV2322.....	128, 214	FS321.....	42	HF2-25PK.....	312	K434.....	157
ADJ232V14.....	129, 215	EV2325.....	128, 214	FS3501.....	26	HF3-25PK.....	312	K435.....	157
ADJ232V8.....	129, 215	EV2326.....	128, 214	FS3502.....	27	HF4/100.....	250	K435-PREM.....	157
ADJ232x2325V8.....	129, 215	EV80.....	158	FS402.....	70	HF4-25PK.....	312	K436.....	157
AM44.....	201, 208	EXT2.....	279	FS902.....	68	HF5-25PK.....	312	K436SM.....	157
AM88.....	201, 208	EXT3.....	279	FS910.....	68	HF6-25PK.....	312	K437.....	157
B1921.....	71	EXT3/4.....	279	FT1-50PK.....	317	HG105.....	65	K437SM.....	157
B1923.....	71	F134.....	230-232, 234-235, 263-265	FT2-50PK.....	317	HG305.....	36	LA1-25PK.....	314
B71.....	173	F160C.....	240	FT3-50PK.....	316	HG306.....	37	LF1-25PK.....	313
BA5-50PK.....	310	F160ECP.....	240	FT4-50PK.....	317	HG310.....	39	LF2-25PK.....	313
BA6-50PK.....	310	F1F4/275A.....	252	FT5-50PK.....	317	HG311.....	40	LF3-25PK.....	313
BA8-50PK.....	310	F200C.....	241	G-10.....	297	HG315.....	41	LF4-50PK.....	312
BAR.....	253-262	F200ECP.....	241	G100.....	262	HG322.....	43	LF5-25PK.....	313
BRACKET2.....	253-262	F234.....	248, 265	G-12.....	297	HG323.....	44	LF6-25PK.....	313
CA1-50PK.....	310	FA68.....	72	G-15.....	297	HG326.....	46	LH100.....	236
CA2-50PK.....	310	FA70.....	72	G-2.....	297	HG329.....	48	LP200A.....	236
CB1-50PK.....	312	FA80.....	72	G-3.....	297	HG3505.....	28	LT-B1.....	293
CB2-50PK.....	312	FG3000S45.....	301-304, 307	G-4.....	297	HH3/290.....	238-239	LT-B2.....	294
CB3-50PK.....	312	FG3000S90.....	301, 305, 306	G-5.....	297	HH3/301.....	242-247	LT-B3.....	294
CR2-5PK.....	315	FIF2/275A.....	252	G-6.....	297	HM.....	92	LT-B4.....	294
CR3-20PK.....	315	FIR349.....	177	G60.....	258	HM104.....	64	LT-S1.....	295
DC1-10PK.....	318	FIR349.....	177	G70.....	259	HM204.....	59	LT-S2.....	296
DC2-10PK.....	318	FM.....	87	G-8.....	297	HM304.....	35	LT-S3.....	296
DC3-10PK.....	318	FM/SC325.....	45	G80.....	260	HR1-50PK.....	316	LT-S4.....	296
DELLH.....	237	FM_RG.....	89	G-9.....	297	HR2-50PK.....	316	LV-FL.....	299
DELRH.....	237	FM_SF.....	90	G90.....	261	HR3-50PK.....	316	LV-IY.....	298
DSH.....	96	FM_SLF.....	87	GLASSGUIDE.....	258-262	HR4-50PK.....	316	LV-WS.....	300
DT1-50PK.....	317	FM_SLF138.....	90	GS1-20PK.....	311	HS.....	92	MA4-25PK.....	310
DT3-50PK.....	317	FM_SLI.....	87	GS2-20PK.....	311	HS_SF.....	92	MA5-25PK.....	310
DT4-50PK.....	316	FM_SLISF.....	90	GS3-20PK.....	311	HS103.....	63	MAG349.....	200
DT5-50PK.....	316	FM100.....	60	GS4-20PK.....	311	HS1-50PK.....	314	MB1-50PK.....	314
		FM200.....	55	H100/200PACK.....		HS203.....	58	N84518.....	278
		FM300.....	29	232-234, 265		HS2-50PK.....	314	N85518.....	278
		FM300WT.....	30-31	H1100A-OH.....	246	HS303.....	34	NL13516.....	203

# ASSA ABLOY

The global leader in  
door opening solutions

Product	Index	Product	Index	Product	Index	Product	Index	Product	Index
NL1634	203	P497	289	R.5F	142	RAMP 14	146	SIM150	218, 263-264
NL1678	203	P50	200	R.5FMR	142	RAMP 2	146	SIM150-BOLTKIT	263-264
OAK349	177	P51B17	203	R.5OS	143	RAMP 3	145	SIM150-LOCKKIT	263-264
OS_FM	86	P51BL17	290	R.5OSMR	143	RAMP 4	145	SIM200A	235
OS_HS	86	PDB411	212, 227	R.5OSS	144	RAMP 5	145	SIRF/2500	237
OS4301	153	PDB411_E	152	R.5OSSMR	144	RAMP 6	145	SIRLH/SIRRH	237
OS434	153	PDB4131	212, 227	R.75F	142	RAMP 7	146	SPFM	88
OS95518	277	PDB4131_E	152	R.75FMR	142	RAMP 8	145-146	SPFM_SLF	88
P240	288	PDB510	156	R.75OS	143	RAMP 9	145	SPFM_SLI	88
P241	288	PDL	210	R.75OSMR	143	RAMP10	145	SR1-10PK	315
P241-30	288	PDLBRKT	210	R.75OSS	144	RF1-25PK	315	SR2-10PK	315
P242	288	PDL-D1	210	R.75OSSMR	144	RR1	149	SS71	173
P243	288	PDL-D2	210	R1.25F	142	RR1.25FMR	150	STOP1	259, 265
P244	288	PEMKOSTCSET	224	R1.25FMR	142	RR12_H	150	STOP2	253-262
P260	288	PF134 KIT	249	R1.25OS	143	RR2	149	TC1-10PK	318
P261	288	PF28200A	249	R1.25OSMR	143	RS138	94	TC2-10PK	318
P262	288	PFAS	249	R1.25OSS	144	RS175	94	TC3-10PK	318
P263	288	PFAS100	249	R1.25OSSMR	144	RVAR1/A	146	W100	257
P264	288	PFAS88	249	R1.5F	142	RVAR1/AK	146	W60	217, 253
P265	288	PFBG-4	249, 265	R1.5FMR	142	RVARIOSS	146	W70	254
P266	288	PFBG-8	249, 265	R1.5OS	143	S104	199	W80	255
P361V16	290	PFBS	249, 265	R1.5OSMR	143	S105	199	W90	256
P364R16	290	PFCDKIT	249	R1.5OSS	144	S109	199	WA1-100PK	311
P365V16	290	PFFC-8	249	R1.5OSSMR	144	S1125	176	WING 10_H	147
P366V16	290	PFFB-1	249	R1.75F	142	S44	200, 206, 211, 228	WING 16_H	147
P380	289	PFFB-2	249	R1.75FMR	142	S442	201, 206, 211, 228	WING EXT_H	147
P381	289	PFHS	249	R1.75OS	143	S52	199	WOODGUIDE	253-257
P382	289	PFKIT-4	249	R1.75OSMR	143	S77	201, 206	WT_FM	91
P384	289	PFKIT-8	249	R1.75OSS	144	S771	174, 207, 211	WT_HS	91
P385	288	PIF2/165A	251	R1.75OSSMR	144	S771x6	174, 201, 207, 211	X25M	85
P386	288	PIF4/165A	251	R1F	142	S772	174, 207, 211	XF	85
P387	289	PK33	201, 207	R1FMR	142	S773	201, 206, 211, 228	XI	85
P388	289	PK52	200	R1OS	143	S776	201, 206, 211	XK	85
P390	288	PK55	201, 207	R1OSMR	143	S88	200, 206, 211	XM	85
P391	288	PV11_36	290	R1OSS	144	SA1	156	XT1-100PK	310
P392	288	PV13_36	290	R1OSSMR	144	SA2	156	XW1-100PK	311
P393	288	PV15GR36	290	R2.25F	142	SA3	156	XW2-100PK	311
P394	288	PV22BL36	290	R2.25FMR	142	SA4	156	XW3-100PK	311
P396	288	PV22GR36	290	R2F	142	SB1-25PK	313	XW4-100PK	311
P397	288	PV64GR36	290	R2FMR	142	SB3-25PK	313	XW5-100PK	311
P398	288	PV83TN36	290	R2OS	143	SB4-25PK	313	XW6-100PK	311
P39C17	289	PV9BL36	290	R2OSMR	143	SB5-25PK	313	XW7-100PK	311
P39C180	289	PV9GR36	290	R2OSS	144	SBR.5F	149	XW8-100PK	311
P480	289	Q102	199	R2OSSMR	144	SBR.5FMR	149	XW9-100PK	311
P484	289	Q103	199	RAMP 1	145	SBR1F	149	ZA5-100PK	310
P490	289	Q106	199	RAMP 11	145	SBR1FMR	149	ZA6-100PK	310
P491	289	Q107	199, 279	RAMP 12	145	SHS80	219, 231	ZA8-100PK	310
P493	289	Q108	178-179, 199	RAMP 13	146	SIM100	235		

## About the Pemko Product Line

Since 1952, the Pemko name has been known as a key manufacturer in weatherstripping products. Over the years, as an ASSA ABLOY Group brand, we have expanded our product line into a full line of architectural door trim products to include thresholds, fire/smoke gaskets, door bottoms, perimeter gasketing, brush seals, astragals, continuous geared and stainless steel hinges, fire and life-safety products, lites and louvers, and sliding door hardware.

The Pemko product line offers offers sound-tested, smoke-labeled, fire-labeled, skid resistant, and ADA-compliant products, and aggressively pursues new product development to create solutions for new applications and requirements.

### Applications

- **Energy Efficiency:** These products make a complete energy efficient door solution – door bottoms, astragals, meeting stiles, brush gasketing, perimeter gasketing, and thermal barrier thresholds.
- **Smoke and Fire Gasketing:** Hot Smoke Seal™ is an intumescent fire life-safety product that meets UBC7-2 (proposed UL10C) positive pressure testing. Pemko S88 and S773 silicone seals are also smoke and fire rated gaskets that meet UBC7-2 positive pressure testing and are Category G gaskets for edge sealing systems for use with Category B doors.
- **Pemko Acoustic Solutions:** As a result of extensive acoustic testing, our gasketing systems are used on openings with STC Ratings from the low-30's and into the mid-50's. Acoustic seal sets have been assembled to better assist with determining an operable rating when a door's sealed-in-place rating is known. See pages 222 to 224 for more info.
- **Electrically Modified Pemko Hinges:** Continuous geared hinges are designed for commercial doors of all traffic levels and offer many benefits for your opening. All of our commercial-grade continuous geared hinges have the added option for electrical modification. Some of these options allow for electrical modifications to be made without removing the door from the opening.
- **ADA-compliant aluminum and rubber ramps** provide wheelchair access in public access doorways.
- **Sustainability:** Products are certified to GREENGUARD GOLD standards for low chemical emissions into indoor air during product usage.

All products in the Pemko line undergo rigorous testing to ensure that they meet or exceed the industry standards. Look for the logos



### LEED Certification Contribution

ASSA ABLOY can help to achieve prerequisites and accumulate points in several categories and credit areas for LEED. For further information, please call 1-800-824-3018 or refer to our website to view our prepared LEED statement.



U.S. Green Building Council logo is a trademark owned by the U.S. Green Building Council and is used with permission.

ASSA ABLOY is a member of the USGBC and CaGBC

### Sales & Support

Customer Service Representatives are available from 7am to 7pm Central time at 1-800-824-3018 or visit the website for the current catalogs, sell sheets, and the most up-to-date templates.

There are over 50 items on the Pemko Quick Ship Program that ship within 24 hours. For the most up-to-date list see the Quick Ship flyer posted on [www.pemko.com](http://www.pemko.com), in the literature section.

### Need a Sales Rep?

Pemko is largely represented by the ASSA ABLOY Door Security Solutions team (except N CA, N NV)

Contact your local ASSA ABLOY Door Security Solution Representative via e-mail by going to [www.assaabloydss.com](http://www.assaabloydss.com) and clicking on "Sales Support" or call 1-800-DSS-EZ4U (800-377-3948).

For representation information in Northern California or Northern Nevada, please visit [www.pemko.com](http://www.pemko.com) to locate and view the sales contact for your area or call Pemko Customer Service at 1-800-824-3018.

**Website:** [www.pemko.com](http://www.pemko.com) and [www.markar.com](http://www.markar.com)

**Facebook:** [www.facebook.com/pemkomfg](http://www.facebook.com/pemkomfg)

**Twitter:** <http://twitter.com/#!/PemkoMfg>

ASSA ABLOY has manufacturing and warehouse locations for the Pemko line in Memphis TN and Ventura CA as well as warehouse locations in Toronto ON and Vancouver BC.

# ASSA ABLOY

The global leader in  
door opening solutions

800-346-7707 | [www.pemko.com](http://www.pemko.com)

Check the web site for the up-to-date catalog

Copyright © 2015-2017, Pemko Manufacturing Co., an ASSA ABLOY Group company. All rights reserved.  
Reproduction in whole or in part without the express written permission of Pemko Manufacturing Co. is prohibited.

## General Information and Terms

### Terms:

All prices are F.O.B. factory. To customers with satisfactory and / or prior approved credit and account status, terms of 2% 10th prox., NET 20th will be allowed. Please enclose an account application prior to or with your initial order.

### Credit Card Capabilities:

Visa, Mastercard and American Express are accepted (only for established open accounts). Payment terms are NET.

### Freight Terms:

All orders are F.O.B. factory. For NET orders of \$1000.00 or more, freight will be prepaid in the continental U.S. for shipment the most economical way. For shipments to Hawaii on NET orders of \$1350.00 or more, freight will be prepaid the most economical way. A freight allowance of \$13.00 / cwt will apply on shipments to Canada, Alaska, or Puerto Rico for NET orders of \$1100.00 or more. All shipments that exceed 108" in packaged length must be shipped LTL. Add 4" to the length of the product for finish package length. Minimum freight on these orders is \$130.00.

### Oversized/Special Packaging:

\$50.00 NET. This will be added to any order not meeting prepaid freight where: a) the product is over 10' length, b) for welded threshold assemblies, or c) as deemed appropriate to ensure product safety while in transit.

### Minimum Order Level:

A surcharge of \$8.00 NET will be added to NET orders less than \$40.00.

### Returns And Allowances:

No merchandise will be accepted for return or credit unless prior written approval is obtained. Returned merchandise must be of recent sale (12 months), in restockable / resalable quality, size, and condition. S88, S44, S442, S776, S773, S772, S771, S771x6, PK55, and PK33 may only be returned within six (6) months of the date of sale.

Contact Customer Service for rules and Return Goods Authorization paperwork.

### Cancellation Charges:

Cancelled orders for special material, non-stock sizes, or special sizes are subject to cancellation charges, based on factory expense and material used.

### Guarantee:

Our products are guaranteed for (5) years against defects in material or workmanship, except: 1) PemKote abrasive surface for thresholds is guaranteed for ten (10) years. 2) Polyurethane foam tapes are guaranteed for 90 days. 3) Grade 1 PemkoHinges are guaranteed for the life of the opening against defects in material or workmanship. All other grades of PemkoHinge carry a ten (10) year warranty. 4) Electrical modification performance is guaranteed for five (5) years on Heavy Duty Grade 1 (HDI) and 1100 Series hinges. Electrical modification performance is guaranteed for one (1) year on Standard Duty and Heavy Duty Grade 3 (HD3) hinges. 5) PC Henderson products are guaranteed for two (2) years against defects in material workmanship.

Markar Continuous Hinges and Pivots are guaranteed to be free from defects in materials and workmanship for a period of 10 years. Hinges with medical bearings are guaranteed for twenty-five (25) years. Markar Edge Guards and Astragals are guaranteed to be free from defects in materials and workmanship for a period of (1) year. Markar electrical modification performance is guaranteed for five (5) years.

ASSA ABLOY will not be liable for defects or damages arising from improper installation, product modification, incorrect application or storage of product. Written notice of damages must occur within the warranty period. Liability shall be limited to the replacement of product or component determined to be defective and shall not include costs arising from removal or reinstallation of product. Cost of replacement shall not exceed original purchase price. No other claims will be allowed. In no event shall liability be extended to include punitive, incidental or consequential damages arising from use of ASSA ABLOY products. This is the sole warranty given by ASSA ABLOY. No other warranty implied or expressed shall be allowed.

### Claims For Shortage Or Damage In Transit:

All claims must be made within ten (10) days of receipt of goods. Consignee assumes the risk of loss or damage in transit.

### Mill Lengths:

Most extrusions are available in mill lengths. Cut lengths over 12 feet are charged as mill lengths.

## General Information and Terms

### Ordering Information:

Please order material by product number, specifying length required per piece and the number of pieces. Most weatherstrips are stocked in standard sizes. If it is not practical to furnish the size ordered, the next larger size will be furnished and charged. Thresholds are maintained in standard sizes with  $\frac{1}{2}$ " extra length on thresholds thru 47" and 1" extra length for thresholds 48" and longer to allow for fitting and field trim, unless exact net cut size is specified.

Thresholds, perimeter gaskets, astragals, and door bottoms are punched or drilled as standard, unless otherwise specified in this catalog.

Thresholds are punched with 12" centers. Thresholds over 8" in width will be punched with a double row. Thresholds are generally supplied with #10 flat head screws. Other fasteners are available on request.

Metal retainers for perimeter gaskets, door bottoms, and astragals are punched with 8" centers.

Items can be furnished undrilled or unpunched by specifying "No Holes" on your Purchase Order.

### Non-Stock Finish Information:

Some items shown in this catalog are not stocked in certain finishes (i.e. BDG, G, PW, and SN). 'Batch charges' may be required on non-stock finishes to achieve our normally fast lead times. Contact Customer Service for a quotation and lead time.

### Option Tables:

The option tables are provided for selection of other than standard or normal finishes, components, fabrication, or fasteners. Since these are other than standard or normal, please allow for extra lead time for option(s) selected.

### Cutting Tolerances:

Elastometric:  $-0 + 2"$  (50.8mm)

Thresholds (up to 48"):  $+ \frac{1}{2}"$  (12.7mm)

Thresholds (48" and up):  $+1"$  (25.4mm)

Net Cut:  $\pm 0.060, \frac{1}{16}"$  (1.5mm)

Hinges:  $\pm 0.032, \frac{1}{32}"$  (0.8mm)

Automatic Door Bottoms:  $\pm 0.060, \frac{1}{16}"$  (1.5mm)

*Orders are subject to acceptance by ASSA ABLOY. All prices and terms are subject to change without notice.*

### How to Order (Product Number Designations):

When placing your order, please specify the product profile number, finish, insert and size/length. Also make sure to clearly state any special fabrication needs, optional fasteners or custom finishes/sizes required.

Throughout the catalog, products are listed with an underscore ( \_ ) where variable finishes are available. More in-depth ordering information for specific lines is available in the individual product sections of the catalog.

### Standard Products:

Example: 2001 A T 36 (Shown as 2001\_T in catalog)

Profile#:	Finish:	Insert:	Size/Length:
2001	A	T = ThermoSeal™	36 = 36"
216	SN	PK = PemkoPrene®	48 = 48"
297	BDG	V = Eco-V™	3684 = 1 piece @ 36" + 2 pieces @ 84"

### Adhesive Gasketing Products:

Example: S773 D 21 (Shown as S773\_ in catalog)

Profile#:	Finish:	Size/Length:
S773	D	21 = 21' coil
PK55	BL	510 = 510' (bulk packaging)
S88	W	17 = 17' coil

For PemkoHinge® and Modular Ramps, see detailed ordering information in their individual sections.

# ASSA ABLOY

The global leader in  
door opening solutions

800-346-7707 | www.pemko.com  
Check the web site for the up-to-date catalog

Copyright © 2015-2017, Pemko Manufacturing Co., an ASSA ABLOY Group company. All rights reserved.  
Reproduction in whole or in part without the express written permission of Pemko Manufacturing Co. is prohibited.



## Materials and Finishes Information

### Metals:

Extruded metal products are made from 6063 aluminum alloy or CDA alloy C38500 architectural bronze (brass). Roll-formed metal products are made from stainless steel, high-strength special-purpose zinc alloy, 70-30 yellow brass, or 85-15 red brass. Roll-formed aluminum weatherstripping is produced from various alloys selected for the particular properties required. See finishes information below for all finish designations. If you do not see the option you require, please inquire with our Customer Service Department about the feasibility of a custom finish.

### Standard Finishes:

A	- Mill Finish Aluminum	K	- PemKote™ (on aluminum or bronze)
AK	- Mill Finish Aluminum w/PemKote™	PA	- Mill Finish Aluminum
B	- Mill Finish Extruded Bronze (Brass)	PD	- Painted Dark Bronze Aluminum
BDC	- Bright Dip Clear Anodized Aluminum	PG	- Painted Gold Aluminum
BDG	- Bright Dip Gold Anodized Aluminum	PW	- Painted White Aluminum
C	- Clear Anodized Aluminum	S	- Cladded Stainless Steel
CB	- Cladded Brass	SN	- Satin Nickel Anodized Aluminum
D	- Dark Bronze Anodized Aluminum	SP	- Galvannealed Steel
G	- Gold Anodized Aluminum	SS	- Stainless Steel (see individual part for finish)
		Z	- Zinc Metal

### Special Order Finishes:

Champagne	Polished Bronze, Uncoated
Light/Medium Dark Bronze	Satin Brushed Aluminum, Uncoated
Painted Aluminum (any color)	Satin Brushed Bronze, Uncoated
Polished Aluminum, Uncoated	Oxidized and Oil Rubbed Bronze

### Finish Options:

PemKote™	Satin Buff Brushed Brass
Anodized ( <i>clear, light/medium dark bronze, black, champagne, gold</i> )	Oxidized & Oil Rubbed L-metal (ANSI/BHMA 722)
Chrome Plate	Oxidized & Oil Rubbed L-metal (custom finish)
Prime Coat	Oxidized & Oil Rubbed Thresholds (ANSI/BHMA 722)
Pewter Finish for Aluminum	Oxidized & Oil Rubbed Thresholds (custom finish)
Polish/Buff Brass	Oxidized & Oil Rubbed Weatherstrip (ANSI/BHMA 722)
Polish/Buff Aluminum	Oxidized & Oil Rubbed Weatherstrip (custom finish)

### Adhesive Gasketing And Replacement Eco-V™ Finishes:

BL - Black	Lites & Louvers Finishes:
C - Clear	B - California Beige Powder Coat
D - Dark Brown	D - Dark Bronze Duranodic Powder Coat
GR- Light Gray	G - Gray Primer Powder Coat
TAN - Tan	
W - White	

### Inserts:

ASSA ABLOY manufactures many products with gasket inserts (seals). See insert information below for all insert (seal) designations. Also, the available inserts (seals) for each individual product are shown adjacent to each individual product.

E - EPDM, Solid	PK - PemkoPrene®**	SB - Soft Brush
M - Magnetic	Q - Kerf-in Foam	T - ThermoSeal™
N - Neoprene or EPDM*	R - Sponge Neoprene or EPDM*	TF - Triple Foam
NB - Nylon Brush	S - SiliconSeal or Sponge Silicone (see individual part)	V - Eco-V™
P - Pile		

\*N: As we "Green," inserts "N" may be either Neoprene or EPDM.

\*R: As we "Green," inserts "R" may be either Sponge Neoprene or Sponge EPDM.

Over time, these inserts will move to EPDM material.

\*\*PK: In order to best control our customers' costs some PK (Santoprene™) products may be a silicon based elastomeric material with comparable performance.

NOTE: If any of this may cause an issue, please contact Customer Service for specific insert information or solutions.

800-346-7707 | [www.pemko.com](http://www.pemko.com)

Check the web site for the up-to-date catalog

Copyright © 2015-2017, Pemko Manufacturing Co., an ASSA ABLOY Group company. All rights reserved.  
Reproduction in whole or in part without the express written permission of Pemko Manufacturing Co. is prohibited.

## ASSA ABLOY

The global leader in  
door opening solutions

**Fabrication Options:**

ASSA ABLOY offers many fabrication options for our Pemko line to fit specific job requirements. Please consult our Customer Service and/or Engineering departments for details. Custom fabrications are subject to engineering design costs and are quoted on a time and material basis.

Bevel	One Edge	Miter2-2	Double, Both Ends of Threshold
Cut	Thresho-Sill Nosing Flush	MiterDS1-1	Door Shoe Miter, One End of Door Shoe
Leadline	Leadline of Astragals, Door Bottoms	MiterDS1-2	Door Shoe Miter, Both Ends of Door Shoe
Rip	Width	Half Notch	1/2", Door Shoe, Both Ends, Drip Only
Tack Weld	One Line	Half Notch	3/4", Door Shoe, Drip Only, Both Ends
Tab	Welded Tab & Screw	Half Notch	5/8", Door Shoe, Drip Only, Both Ends
Support Leg	For Elevated Plates 3" Center to Center	Half Notch	9/16", Door Shoe, Drip Only, Both Ends
L-Notch	Both Ends of Threshold	Full Notch	1/2", Door Shoe, Both Ends
U-Notch	Both Ends of Threshold	Weep Holes	All Door Shoes
Drill	Thresho-Sill (Add "H" to Prod. #)	Custom Holes	Custom Hole Pattern
Mill & Drill	Thresho-Sill (Add "M" to Prod. #)		
Miter1-1	Single, One End of Threshold		
Miter1-2	Single, Both Ends of Threshold		
Miter2-1	Double, One End of Threshold		

*Fabrication Options Important Note: Complicated fabrications are quoted based on time and materials.*

**Drawings:**

Product drawings throughout the catalog may be a reduced representation/not drawn to scale. They are representations of the product size, dimensions, shape, etc. For scale drawings in PDF or AutoCAD (DWG or DXF) format, please visit our website: [www.pemko.com](http://www.pemko.com)

**Product Testing/Classification Symbols**

These symbols are shown adjacent to products throughout the catalog so that one can readily identify and select products which meet specification and/or code requirements.



**GREENGUARD GOLD Certification:**

Tested To: UL2818  
 GREENGUARD GOLD Certified products are certified to GREENGUARD GOLD standards for low chemical emissions into indoor air during product usage. For more information, visit [ul.com/gg](http://ul.com/gg).



**Air Infiltration Tested**

Tested To: ASTM E-283-04 (2012)  
 Products indicated by this symbol have been air infiltration tested in accordance with the requirements of ASTM E-283 Rate of Air Leakage Through Exterior Windows, Curtain Walls, and Doors.



**Sound Tested**

Tested To: ASTM E 90-2009  
 Products indicated by this symbol have been acoustically tested in accordance with ASTM E 90-2009. Method for Laboratory Measurement of Airborne Sound Transmission Loss of Building Partitions Tests were conducted by accredited laboratories for acoustic testing. Contact ASSA ABLOY for recommended PEMKOSTCSET kits.



**Barrier-Free**

Meets Requirements of: ADAAG-2010 (Amended) and ICC / ANSI A117.1-2009  
 Products indicated by this symbol are access compliant by having installed height differences not over 1/2" with allowable edge and slope conditions. All ramp products (found in the Modular Ramp section) have ADA compliant 1:12 slopes: Pemko Modular Ramp Thresholds, Rubber Ramp Thresholds and Recycled Rubber Ramps. Contact ASSA ABLOY or refer to page 14 for recommended Barrier-Free Systems.

**Non-Skid/PemKote™**

Meets Requirements of: ASTM D 2047, UL 410 & Federal Specifications P-F-430C

PemKote™ is a rugged abrasive finish of nickel-aluminum composite which is fused to the metal surface by an exothermic reaction. This process produces an aesthetically pleasing skid resistant coating with extremely high bond strength and excellent resistance to oxidation. PemKote™ carries a TEN (10) YEAR GUARANTEE, and is available on all Pemko line metal thresholds and metal modular ramps. ASSA ABLOY highly recommends the use of PemKote™ for all Barrier-Free Modular Ramps and as a durable, economical alternative for cast abrasive products.

**Smoke Tested**

Tested To: UL 1784

Meets Requirements of: NFPA 105-2013

Products indicated by this symbol are Listed by WYLE Laboratories as having been tested in accordance with Underwriters Laboratories Inc.®, Standard UL 1784 Air Leakage Tests of Door Assemblies, and meet the performance criteria for allowable air leakage as specified in NFPA 105-2013 Installation of Smoke Control Door Assemblies.

**Fire Rated**

Products indicated by this symbol are fire rated, classified and listed (U.S.A. and Canada) to meet the requirements/standards of UL10B, UL10C, and UL10C (Edge Sealing). For a complete listing of fire rated and UL rated products, please refer to the UL website.

**PemkoHinge® Rating:**

All models designated with these symbols are tested and certified by Underwriters Laboratories Inc.® (U.S.A. and Canada) to standards UL10B and UL10C for up to a 3-Hour Fire Listing for all 4'-0" x 10'-0" and 8'-0" x 10'-0" door and frame assemblies. Fire listing certifications apply to all approved hollow metal and wood door assemblies in drywall or masonry wall construction. Check UL Rating #R14745 on the UL website for a complete and current listing of applicable PemkoHinge® products.

**Builders Hardware Manufacturers Association:**

Products indicated by this symbol have been voluntarily submitted to rigid third party testing and follow-up audits to confirm that they fully and continuously meet or exceed the requirements of their underlying ANSI / BHMA Standards. These products are listed in the BHMA Certified Products Directory, which is, published annually, and is available for purchase from BHMA. They are also posted and frequently updated on the BHMA website at [www.buildershardware.com](http://www.buildershardware.com). ASSA ABLOY products are covered by the following: ANSI / BHMA A156.21-2014 Standard for Thresholds, ANSI / BHMA A156.22-2012 Standard for Door Gasketing Systems, and ANSI / BHMA A156.26-2012 Standard for Continuous Hinges.



UL1S47 - Check UL File #R18375 on the UL website for a complete and current listing of applicable Pemko line edge sealing and fire glazing products (not specifically listed by item in this product catalog).



UL4L10 - Check UL File #R14369 on the UL website for a complete and current listing of applicable Pemko line products (not specifically listed by item in this product catalog).












Check Pemko's Category G, Category H and Category J listings on ITS website [www.intertek.com](http://www.intertek.com) for a complete and current listing of applicable Pemko line edge sealing, perimeter gasketing and fire glazing products.

## Barrier-Free Systems



The ASSA ABLOY Pemko line includes many products such as modular ramps, thresholds and floor treads, that help you meet the requirements of the Americans with Disabilities Act (ADA) as outlined in the Americans with Disabilities Act Accessibility Guidelines (ADAAG-2010 amended); ICC /ANSI A117.1-2009 Standard Accessible and Usable Buildings and Facilities; any of the various Uniform Building Codes; or state access codes (e.g. California Building Code, Title 24).

The following table shows which products comply with the ADAAG and ICC /ANSI standard and also notes their respective sections.

ICC / ANSI A117.1 (ADAAG)	Pemko Recommendation
<p>302 (4.5) Floor or Ground Surfaces. 302.1 (4.5.1) General. "shall be slip resistant"</p>  <p>Skid resistant.</p>	<p>"Slip resistant" PemKote™, non-skid surface</p> <ul style="list-style-type: none"> <li>PemKote™ (finish code: "K") is a rugged abrasive finish of nickel-aluminum composite</li> <li>PemKote™ provides safety in environments used by youths and people with disabilities</li> <li>For more information, see the Modular Ramps section</li> </ul>  <p>PemKote™: skid resistant surface.</p>
<p>302.2 (4.5.3) Carpet. "Exposed edges of carpet... shall have trim along the entire length of the exposed edge. Trim shall comply with Section 303"</p>	 <p>Note: See Commercial Thresholds section (page 134) for more options.</p>
<p>303 (4.5) Changes in Level 303.2 (4.5.2) Vertical. "Changes in level of 1/4" (6mm) high maximum shall be permitted to be vertical"</p>	 <p>Note: See Commercial Thresholds section (pages 132-133) for more options.</p>
<p>303.3 (4.5.2) Beveled. "Changes in level between 1/4" (6mm) high minimum and 1/2" (13mm) high maximum shall be beveled with a slope not steeper than 1:2"</p>	 <p>Note: See Commercial Thresholds section (pages 104-110) for more options.</p>
<p>303.4 (4.5.2) Ramped. "Changes in level greater than 1/2" (13mm) shall be ramped and comply with Section 405 (4.8)"</p>	<ul style="list-style-type: none"> <li>Assemblies accommodate 1/2" to 2 1/4" floor offsets in meeting the 1:12 slope requirements of the "Americans with Disabilities Act"</li> <li>Rubber ramp component assemblies meet the same requirements.</li> <li>Answer the needs of architects, specifiers, building owners, installers, and physically challenged people</li> <li>For use in schools, hospitals, stadiums, offices, restaurants, hotels, airports, and more</li> <li>For complete information, see the Modular Ramps section</li> </ul>
<p>404 (4.13) Doors and Doorways. 404.2.5 (4.13.8) Thresholds at Doorways. "...shall be 1/2" high maximum...shall comply with Sections 302 and 303"</p>	 <p>Note: See Commercial Thresholds section (pages 104-110 and 121) for more options.</p>
<p>404.2.9 (4.13.11) Door-Opening Force</p>	
<p>405 (4.8) Ramps 405.2 (4.8.2) Slope. "Ramp runs shall have a running slope not steeper than 1:12"</p> <p>(Note: Some exceptions apply to this with respect to existing buildings having space limitations. Consult Pemko for specific applications.)</p>	 <p>Note: See Modular Ramp section (pages 142-146) for more options.</p>
<p>504 (4.9) Stairways 504.4 Tread Surface 504.5 (4.9.3) Nosings</p>	 <p>Note: See Floor Treads section (pages 132-133) and Floor Molding, Trim section (page 284) for more options.</p>

**ASSA ABLOY**

The global leader in door opening solutions

800-346-7707 | www.pemko.com  
Check the web site for the up-to-date catalog

Copyright © 2015-2017, Pemko Manufacturing Co., an ASSA ABLOY Group company. All rights reserved. Reproduction in whole or in part without the express written permission of Pemko Manufacturing Co. is prohibited.



The following interprets ANSI/BHMA numbers which identify material and type of products. For products that meet ANSI/BHMA Standards, look for the BHMA certified logo next to the product in our catalog. For a complete listing refer to the BHMA Certified Products Directory on line at [www.buildershardware.com](http://www.buildershardware.com).

### American National Standard for Thresholds ANSI/BHMA A156.21 (2014)

1 Product Section "J" Designates Architectural Door Trim, Thresholds				
2 Material	3 Configuration	4 Surface	5 Description	6 Description
1. Architectural Extruded Brass or Bronze 3. Aluminum 5. Stainless Steel 7. Rubber & similar nonmetallic 0. Other (ie: cast iron, safety abrasive, etc.)	1. Compressing top 2. Flat Saddle 3. Half Saddle 4. Interlocking 5. Rabbeted, Latching/Panic with Gasket 7. Plate 8. Ramped 9. Saddle for Floor Closer 0. None designated	1. Fluted 2. Fluted with abrasive 3. Smooth 4. Smooth with abrasive	1. Applied Stop 2. Applied Stop with gasket 3. Barrier Free 4. Carpet Separator 5. Ends Mitered 6. Expansion Assembly 7. Hook Strip Applied to door 8. Offset 9. Thermal Barrier 0. None Designated	1. Applied Stop 2. Applied Stop with gasket 3. Carpet Separator 5. Ends Mitered 6. Expansion Assembly 7. Hook Strip applied to door 8. Offset 9. Thermal Barrier 0. None Designated

Suffix "-HD" designates thresholds meeting Heavy Duty requirements

### American National Standard for Door Gasketing and Edge Seal Systems ANSI/BHMA A156.22 (2012)

1 Product Section "R" Designated Gasketing					
2 Product Material	3 Gasketing Material		4 Product Type	5 Material Application	6 Gasketing Rating
1. Brass or Bronze 3. Aluminum 5. Stainless Steel 0. Optional material or none used	A. Brush B. Neoprene, solid C. Neoprene, closed cell D. Vinyl/Eco-V™ E. Silicone Rubber F. Pile G. Thermoplastic Elastomer (TPE) H. Thermoplastic Urethane (TPU) J. Thermoplastic Rubber K. Spring Metal L. Magnetic M. Felt N. Rubber Fabric P. Intumescent Q. Intumescent/Brush	R. Intumescent/Neoprene, Solid S. Intumescent/Neoprene Closed Cell T. Intumescent/Vinyl U. Intumescent/Silicone Rubber V. Intumescent/Pile W. Intumescent/Thermoplastic (TPE) X. Intumescent/Thermoplastic Urethane (TPU) Y. Optional material or none used Z. Intumescent/Thermoplastic Rubber	1. Head and Jamb 2. Head and Jamb, Adjustable 3. Automatic Door Bottom 4. Door Sweep or Shoe 5. Door Sweep or Shoe with Drip Cap 6. Astragal Overlapping 7. Astragal Split or Compensating 8. Astragal Adjustable 9. Rain Drip without gasket 0. Other	1. Door Edge 2. Door Edge, Mortise 3. Door Face 4. Door Face, Semi-Mortise 5. Frame Rabbet (surface or mortise) 6. Frame Soffit (H.M.) Frame Stop (W.D.) 7. Frame Face 8. Kerf 9. Stop (H.M.), Stop Face (W.D.) 0. Other	0. Smoke/Energy Performance/Acoustic Rated 1. Smoke/Energy Performance Rated 2. Smoke/Acoustic Rated 3. Energy Performance/Acoustic Rated 4. Smoke Rated 5. Energy Performance Rated 6. Items not Rated 7. Acoustic Rated

### American National Standard for Continuous Hinges ANSI/BHMA A156.26 (2012)

First letter denotes BHMA Product Section (A)					
First Numeral-Product Material	Second Numeral-Type of Product	Third Numeral-Electrical Modifications	Fourth Numeral-Door Weight (lbs)	Fifth Numeral-Grade Classification	Second Letter-Hinge Type
1. Brass, Bronze 3. Aluminum 5. Stainless Steel 8. Steel	1. Edge Mounted Hinges 2. Half Edge Mounted Hinges 3. Full Surface Hinges 4. Half Surface Hinges 5. Swing Clear 6. Raised Barrel 7. Wide Throw 0. Other	0. None 1. Concealed Wire Transfer 2. Monitor 3. Power Transfer 4. Other	1. 150 2. 300 3. 600 4. 1200	1. Grade 1 2. Grade 2 3. Grade 3	B. Barrel G. Geared





# Markar Continuous Pin and Barrel Hinges

## CONTENTS:

General Information.....	18-19
Hinge Finishes.....	20
Hinge Numbering System and Standard Lengths.....	21
Continuous Hinge Modifications.....	22-24
3500 Series Stainless Steel Pin and Barrel Security Hinges.....	25-28
300 Series Stainless Steel Pin and Barrel Hinges.....	29-50
300 Series Stainless Steel Edge Guards.....	51-53
Edge Guards Order Form.....	54
200 Series Carbon Steel Pin and Barrel Hinges.....	55-59
100 Series Aluminum Pin and Barrel Continuous Hinges.....	60-66
400 Series and 900 Series Toilet Partition Hinges.....	67-70
Pivots.....	71
Flat Astragals.....	72
Fasteners and Fastener Packs.....	73-77
Tools and Accessories.....	78
Current Transfer Prep Info Form.....	79
Custom Lengths.....	80

## INDEX:

B1921.....	71	FM400.....	69	HG305.....	36
B1923.....	71	FM900.....	67	HG306.....	37
EG108.....	66	FM3500.....	25	HG310.....	39
EG308.....	51	FS/SC309.....	38	HG311.....	40
EGC308.....	52	FS101.....	61	HG315.....	41
EGT308.....	53	FS102.....	62	HG322.....	43
FA68.....	72	FS201.....	56	HG323.....	44
FA70.....	72	FS202.....	57	HG326.....	46
FA80.....	72	FS301.....	32	HG329.....	48
FM/SC325.....	45	FS302.....	33	HG3505.....	28
FM100.....	60	FS321.....	42	HM104.....	64
FM200.....	55	FS3501.....	26	HM204.....	59
FM300.....	29	FS3502.....	27	HM304.....	35
FM300WT.....	30-31	FS402.....	70	HS103.....	63
FM327.....	47	FS902.....	68	HS203.....	58
FM338.....	49	FS910.....	68	HS303.....	34
FM344.....	50	HG105.....	65		

NOTE: Products shown in this section may not be drawn to scale



## Markar Continuous Pin and Barrel Hinges

Markar has been a leader in innovative products for the hardware industry since 1969. In 1983, Markar was the first manufacturer to produce an architectural grade, adjustable continuous pin and barrel hinge line, and that innovation continues today with quality continuous hinges and edge guards.

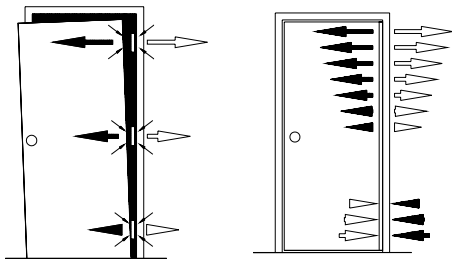
Markar leads the industry in development of fire rated continuous hinges with their flagship 300 Series Stainless Steel, 3500 Series institutional grade, and 200 Series cold rolled steel hinges. Building on customer feedback, Markar has developed over 75 standard continuous hinge models providing products for a wide variety of applications and challenges.

### Custom Designs

Whether the need is for a custom color to match a specific pallet, hospital tips for patient rooms, hardware cutouts, wide throw models, custom hole patterns, security fasteners, current transfers, monitoring switches, or medical bearings, Markar hinge modifications will enhance the fit and function of an opening (See pages 22-24). Markar hinges are available in a wide range of finishes including powder coat, anodized (for aluminum), and architectural finishes.

### Medical Bearings are Standard

Medical Bearings are standard for all Pin and Barrel hinges. You benefit from this standard offering with permanently lubricated hinges with no metal to metal contact, improving the life and overall function of the hinge.



Most door and frame stress is put on the top of conventional hinge systems.

A continuous hinge spreads the stress along the full length of the door and frame.

## Why Continuous Hinges?

Did you know that on a door with traditional butt hinges, 70% of the door weight is on the top hinge? The top hinge also bears the brunt of abuse when doors are opened beyond the stop device, resulting in kickback shock and eventual failure of the hinge and damage to the frame. This is why continuous hinges are recommended for heavy doors and for situations where doors are exposed to misuse.

Continuous hinges reduce the factors leading to hinge failure by distributing weight evenly so wear and tear to the frame and door is reduced significantly. In addition, continuous hinges:

- Increase security and reduce vandalism by preventing insertion of devices between the door and frame
- Ease installation by providing simple alignment of electrical transfers and of monitoring switches
- Reduces air infiltration by creating a complete seal from top to bottom of the door at the hinge jamb

Markar manufactures pin and barrel hinges as well as spring loaded toilet partition pin and barrel models. There are over 75 different models to choose from offering a variety of configurations, options, and materials.

**ASSA ABLOY**

The global leader in door opening solutions

800-824-3018 | [www.markar.com](http://www.markar.com)

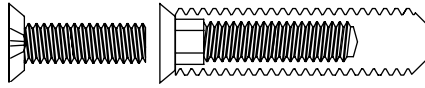
Check the web site for the up-to-date catalog

Copyright © 2015-2017, Pemko Manufacturing Co., an ASSA ABLOY Group company. All rights reserved. Reproduction in whole or in part without the express written permission of Pemko Manufacturing Co. is prohibited.

## Optional Features

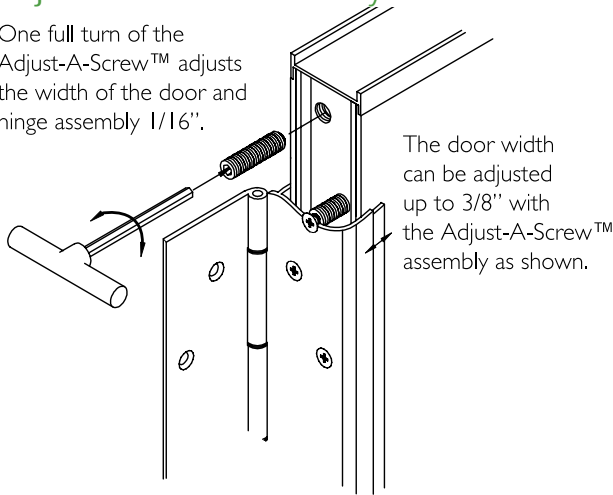
### The Unique Adjust-A-Screw™ Fastener

An optional Markar fastener available on Hinge Guard models permits up to 3/8" width adjustment. Full door length adjustment means doors can be squared accurately and easily in new installations and existing frames can be used in retrofits. Maintenance staff can make future adjustments of the door by re-positioning the Adjust-A-Screw™ Fasteners.



### Adjust-A-Screw™ Assembly

One full turn of the Adjust-A-Screw™ adjusts the width of the door and hinge assembly 1/16".

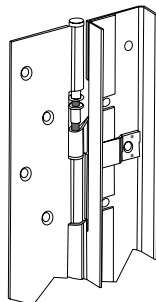


*Recommended 14 gauge reinforcements on frame and door. If using an adjustable Hinge Guard with Adjust-A-Screw, use 14 gauge reinforcements on frame and 12 gauge reinforcements on door.*

For more information, including technical memos, door clearance guides and templates visit [markar.com](http://markar.com)

## Exclusive Fiber-Reinforced Polymer Bearings

- Uniquely designed to provide clean and quiet hinge operation
- Self lubricating with high resistance to wear
- Exceeds ANSI/BHMA Grade 1 requirements
- 25 year warranty



800-824-3018 | [www.markar.com](http://www.markar.com)

Check the web site for the up-to-date catalog

Copyright © 2015-2017, Pemko Manufacturing Co., an ASSA ABLOY Group company. All rights reserved. Reproduction in whole or in part without the express written permission of Pemko Manufacturing Co. is prohibited.

## Windstorm Rated Hinges

Windstorm/hurricane testing on Markar continuous hinges was completed with UL, and was subsequently reviewed, passed and approved by the Florida Building Code (FBC) Commission in January of 2008. There were three categories of testing conducted on the hinges: an Impact Test (TAS 201), Static Load/Cyclical Test (TAS 202), and a Water and Leakage Test (TAS 203). Markar excelled in all three categories of testing.

Based on this performance, the FBC approved most Markar hinges in the following series:

(Up to openings of 4'0" x 8'0" singles and 8'0" x 8'0" pairs)

- 100 – Aluminum
- 200 – Cold Rolled Carbon Steel
- 300 – Stainless Steel
- 3500 – Stainless Steel (Security Grade)



## Fire Rated Continuous Hinges

Markar Stainless Steel hinges (300 Series and 3500 Series) and carbon steel hinges (200 Series) are available with two labeling options: Underwriters Laboratories Inc. or Warnock Hersey Int'l.

- 20 minute labeled wood doors
- One and a half hour labeled hollow metal and composite-core wood fire doors
- Three hour labeled hollow metal doors

Maximum Door Opening:

Single Doors: 4'0" x 10'0"

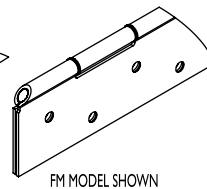
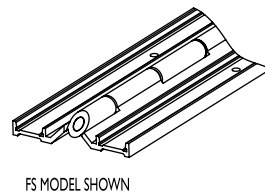
Pair of Doors: 8'0" x 10'0"



In accordance with UL10C for positive pressure.

## Behavioral Health Hinges

The Markar 200 and 300 Series Continuous Hinges with Hospital Tips are accepted by the New York State Office of Mental Health (OMH) for use in high risk areas.



**ASSA ABLOY**

The global leader in door opening solutions

## Standard Powder Coat Finishes

### Tough, Durable, Long-Lasting

Designed for general purpose interior and exterior use and applications where maximum chemical and solvent resistance is required.

### Performance Properties

The data below is based on 24 gauge Bonderite 1000 panels with 1.5 mil to 2.0 mil of high gloss formulation.

Adhesion (ASTM D-3359B): There is no lifting of 1/8" squares of coating between scribed lines in crosshatch adhesion testing using pressure sensitive adhesive backed tape.

Pencil Hardness (ASTM D-3363): 2H – 4H

Flexibility (ASTM D-522 modified): The coating withstands a 180° bend over a 1/4" diameter mandrel without cracking or loss of adhesion.

Impact Resistance (ASTM D 2794 modified): The coating withstands 160 inch-pound impacts, both direct and reverse, without cracking or loss of adhesion using the standard Gardner impact tester.

Abrasion Resistance (ASTM D-4060 modified): The weight loss of coating after 1,000 cycles on a Taber abraser equipped with CS-10 wheels and operating under a 1 kilogram loading per wheel is on the order of 35 to 50 milligrams.

Salt Spray Resistance (ASTM B-117): Bonderite 1000 steel panels, in a scribed condition, exhibit no undercutting after 1,000 hours in 5% salt spray testing at 95°F and 95% relative humidity. There was no rusting or blistering on the panel face away from the scribe.

Humidity Resistance (ASTM D-2247): Bonderite 1000 steel panels in an unscribed condition exhibit no effect after 1000 hours exposure to 100% relative humidity at 100°F.

Chemical and Solvent Resistance: After 60 days immersion in the test fluid, the following data was obtained for epoxy powder coatings:

15% Hydraulic Acid	No Effect
Lacquer Thinner	No Effect
Dilute "HTH" Pool Chemical	No Effect
15% Sulfuric Acid	Pinhole Rust
15% Caustic Soda	#8 Blisters
Ammonia Hydroxide	#8 Blisters
Petrochloroethylene	No Effect
15% Acetic Acid	#4 Blisters
Gasoline	No Effect

Verification of resistance properties should be made for each chemical or solvent proposed for use with the coating.

### Closest US Standard & BHMA Finishes

No minimum quantity.

PC-1 Dark Bronze	690
PC-2 Eggshell White	714
PC-3 Semi-Gloss Black	693
PC-4 Aluminum	689
PC-5 Sun Gold	706
PC-6 Light Copper	691
PC-7 Polished Brass	605

PC-7 available only on 100 & 300 series hinges

\*NOTE: The PC-7 will have an additional charge for two-step polishing process.

### Special Finishes

Polished Aluminum	US26	672
Polished Stainless	US32	629
Kynar Paint	With Color Approval	

\*NOTE: Additional setup charges will apply.

### Special Anodized Finishes

Gold Anodized	US3	310
Light Bronze Anodized	US9	311
Medium Bronze Anodized		312
Black Anodized	US19	315

### Custom Powder Coat Finishes

All RAL Powder Coat finishes available. Sample color chip must accompany order. Priced at time of order.

### U.S. Standard & B.H.M.A. Finish Codes

US3	310	gold anodized
US9	311	light bronze anodized
	312	medium bronze anodized
US20A	313	dark bronze anodized
US19	315	black anodized
USP	600	primed for paint
US2G	603	zinc plated
US28	628	clear anodized
US32	629	bright Stainless Steel
US32D	630	satin Stainless Steel
US26	672	bright polished aluminum
US28	689	aluminum paint
US20A	690	dark bronze paint
US10	691	light bronze paint
US19	693	black paint
US4	706	gold paint
	714	white paint

# ASSA ABLOY

The global leader in  
door opening solutions

800-824-3018 | [www.markar.com](http://www.markar.com)

Check the web site for the up-to-date catalog

Copyright © 2015-2017, Pemko Manufacturing Co., an ASSA ABLOY Group company. All rights reserved.  
Reproduction in whole or in part without the express written permission of Pemko Manufacturing Co. is prohibited.

# Hinge Numbering System

## Hinge Prefixes

- EG Edge Guard
- FM Edge Mount
- FS Full Surface
- HG Hinge/Guard
- HM Half Mortise
- HS Half Surface
- SC Swing Clear

## Hinge Series

This series number indicates the type of hinge and base material used:

- 100 Aluminum barrel hinges with stainless pin
- 200 Carbon steel barrel hinges with stainless pin
- 300 Stainless steel barrel hinges with stainless pin
- 400 Spring loaded aluminum toilet partition hinge
- 600 14 Gauge 316 stainless steel pin and barrel security hinges
- 900 Spring loaded stainless steel toilet partition hinges
- 1900 Reinforcing pivots
- 3500 12 Gauge stainless steel pin and barrel security hinges

## Hinge Models

The last two digits of the model number indicate the application:

- 00 Edge mount (formerly full mortise)
- 01 Full surface, 1/8" offset
- 02 Full surface, flush
- 03 Half surface, 1/8" offset
- 04 Half mortise, 1/8" offset
- 05 Edge mount hinge/guard
- 06 Half mortise hinge/guard
- 07 Double hinge/guard
- 08 Edge guard
- 09 Full surface, swing clear
- 10 Swing clear hinge/guard
- 11 Edge mount, self aligning
- 15 Edge mount, self aligning flush edge guard
- 21 Full surface inset, 3/4" offset
- 22 Edge mount hinge/guard, deep
- 23 Edge mount hinge/guard, deep, thru bolt
- 25 Edge mount swing clear
- 26 Edge mount hinge/guard, swing clear
- 27 Edge mount, safety hinge
- 29 Edge mount, self aligning

Other numbers are used for specific applications

## Optional Suffixes

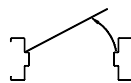
- AMS Adjustable Monitoring Switch
- CTP Current Transfer Preparation
- DDP Dutch Door Prep
- EL ElectroLynx® Wires (Specify 4, 8, or 12)
- ETAP Electrical Transfer Access Prep
- EPT Electric Power Transfer
- HT Hospital Tip
- LL Lead Lined
- PC Powder Coated
- RB Raised Barrel
- WT Wide Throw
- PoE Power over Ethernet

# Hinge Standard Lengths

## Standard Hinge Length Conversion Chart

A 6'8"	door opening	=	actual length	79 <sup>3</sup> / <sub>16</sub> "
A 7'0"	door opening	=	actual length	83 <sup>1</sup> / <sub>8</sub> "
A 7'2"	door opening	=	actual length	85 <sup>1</sup> / <sub>8</sub> "
A 8'0"	door opening	=	actual length	95"
A 10'0"	door opening	=	actual length	118 <sup>3</sup> / <sub>4</sub> "

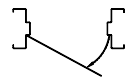
Custom hinge length will be evaluated at the time of request to ensure proper pin to knuckle alignment. Some custom length requests may be adjusted to ensure a proper hinge assembly. Specify handing on all custom hinge lengths.



LEFT HAND



RIGHT HAND



LEFT HAND  
REVERSE



RIGHT HAND  
REVERSE

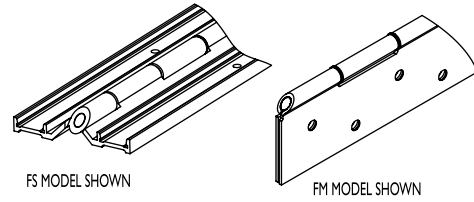
# Continuous Hinge Modifications

## Special Length

Please specify handing on all custom hinge lengths  
 Some custom lengths may require two cuts due to location of screw holes

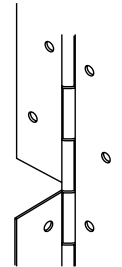
## Hospital Tip

Available on all models except spring-loaded toilet partition hinges, FS321 and FM327  
 Suffix hinge “-HT”  
 Helps provide a safe, clean environment



## Dutch Door Prep

Available on all hinge models  
 Suffix hinge “-DDP”  
 Continuous frame leaf with two-piece door leaf  
 Indicate handing, clearances, door and frame heights, and materials when ordering

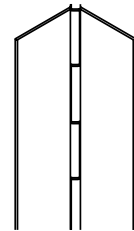


## Wide Throw

Only available on 300 and 3500 series hinges  
 Markar Custom Hinge Information Form must be filled out  
 Reinforcement may be required on extreme wide throw applications  
 These conditions will be determined through a drawing approval process

## Blank

Holes omitted for special applications, such as welded installation  
 Not available on adjustable models



## Welded End Pins

End pins are tack-welded and are non-removeable  
 Not available on aluminum, powder coated hinges and 200 series hinges

## Plug Weld

Plug welding hole prep

## Automatic Door Bottom Cut

Standard “U” shape cut accepts most automatic door bottoms  
 Make and model are needed  
 For custom cuts, specify net door height and specific drop seal



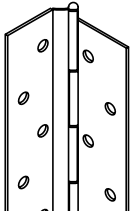
## Continuous Hinge Modifications (Cont.)

### Raised Barrel (Swaged)

Available on all edge mount, half surface, and half mortise models except on aluminum hinges

Suffix hinge "-RB"

For cased open or center pivot doors



### Standard Edge Guard Cut-Outs

The Edge Guard Order form must be filled out to properly locate the hardware cut-outs

4<sup>7</sup>/<sub>8</sub>" ASA strike

161 latch

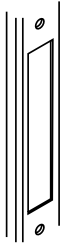
161 strike

86 mortise

Manual flush bolt

Automatic flush bolt

Fire bolt



### Security Studs

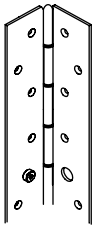
Stainless Steel security studs mounted to the frame leaf

Door leaf is drilled to accommodate studs

Three studs installed on hinges up to 7'2"

Four studs installed on hinges over 7'2"

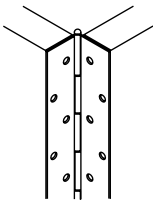
Door and frame must be specially prepared to accommodate security studs



### Sheared Leaf

Used for narrow door thicknesses, unevenly rabbeted frames, or other special applications

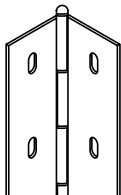
Markar Custom Hinge Information Form must be filled out



### Custom Hole Pattern

Any hole shape or pattern other than Markar's standard templated hole pattern

Markar Custom Hinge Information Form must be filled out



### Custom Design

Markar's Engineering Department will assist you in developing custom applications to solve any of your unique door hinging problems.

Markar Custom Hinge Information Form must be filled out

### Lead Lined (Standard 4 Lbs./SQ.FT.)

Used for X-ray room doors and other locations where radiation leakage could be a problem

Available on surface mounted hinges and astragal

## Continuous Hinge Modifications (Cont.)

### EL ElectroLynx® Current Transfer

EL4 For 300, 3500, 200, and 100 series edge mount only. 2 wires at 22 gauge and 2 wires at 26 gauge - with ElectroLynx® connectors (4 wire)

EL8 For 300, 3500, 200, and 100 series edge mount only. 2 wires at 22 gauge and 6 wires at 26 gauge - with ElectroLynx® connectors (8 wire)

EL12 For 300, 3500, 200, and 100 series edge mount only. 2 wires at 22 gauge and 10 wires at 26 gauge - with ElectroLynx® connectors (12 wire)

\*We recommend an Electrical Transfer Access Prep (ETAP) with all ElectroLynx® modifications

Replacement wire harness available (EL4-REPLKIT, EL8-REPLKIT & EL12-REPLKIT)

### PoE (Power over Ethernet) ElectroLynx® Power and Data Transfer

PoE for most 3500, 600, 300, 200 and 100 series edge mount continuous hinges- with ElectroLynx® connectors (9 wire). Electrical Transfer Access Prep (ETAP) included.

### ETAP Electrical Transfer Access Prep

Cutout prep for the AMS and EL modifications. This allows for easy, one-person access to wiring between the hinge and door

### Security Fasteners

Specify Torx or Torx-Pin security fasteners in lieu of standard fasteners  
Contact factory for compatible models

### CTP Current Transfer Prep

Centerline of hinge is standard location  
Hinge leaf cutout to accommodate Markar's EPT Electric Power Transfer or other manufacturers' power transfer units  
Please provide center line location (from top of hinge) and handing for all prep locations, see CTP Form on Page 79

### EPT Electric Power Transfer Units

EL-EPT	Stamped steel, for up to 105° opening
EL-EPTL	Stamped steel, long for 180° opening
EL-EPT-SC	Stamped steel, for swing clear hinges
EL-CEPTx32D	Cast Stainless Steel, satin
EL-CEPTx10B	Cast Stainless Steel, oil rubbed bronze

12-Wire with ElectroLynx® connectors standard on all power transfer units  
CTP prep is additional charge

Note: Ordering EPT unit does not constitute CTP prep on hinge

### AMS Adjustable Monitoring Switch

Rigid welded assembly gives you the ability to adjust your monitoring switch to work with all applications 300 and 3500 Series

Rating: 30v AC/DC .25 amps MAX

We recommend an Electrical Transfer Access Prep (ETAP) with this modification.

**ASSA ABLOY**

The global leader in  
door opening solutions

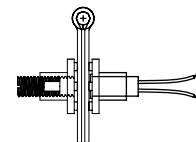
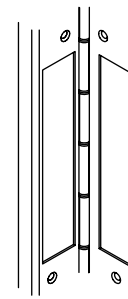
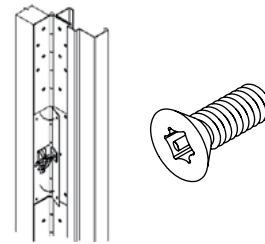
**Hardwiring Made Easy™**



ElectroLynx®

*As part of their promise to provide innovative, fast and effective high security solutions to their customers, certain ASSA ABLOY Group brands offer ElectroLynx®, a universal quick-connect system that simplifies the electrification of the door opening.*

*ElectroLynx® is a registered trademark of ASSA ABLOY Inc.*



# Markar 3500 Series Stainless Steel Pin & Barrel Continuous Hinges

## Short Form Architectural Specification:

Continuous hinges shall be full height piano-type hinge providing full height door support.

- Supports weights up to 900 lbs. 4'0" maximum door width
- Material to be 12 gauge (.105) Stainless Steel
- .187" diameter Stainless Steel pin (rod)
- Each knuckle 2", including nylon bearing at each separation for a quiet, smooth, self-lubricating operation
- Finish: US32D Satin Stainless Steel (630)  
Optional Finish: US32 Bright Stainless Steel (629), Scratch-Resistant Powder Coated Paint.
- All hinges shall be furnished with manufacturer's recommended hardware pack per specific model application
- Must be able to carry UL label for fire rated doors and frames up to 3 hours
- Hinges shall meet ANSI/BHMA Standard A 156.26 Grade 1
- Symmetrically templated hole pattern

Note: 25-Year Warranty on Continuous Pin & Barrel Hinges

Note: Fire label for doors and frames should be placed on the header and top rail of fire rated doors and frames

## Markar FM3500 Edge Mount Security Hinge

### Standard Features

#### Barrel Type Hinge

.187" diameter Stainless Steel pin (rod)  
Medical bearings  
Stainless Steel end pins

#### Material

Heavy-duty 12 gauge (.105")  
Stainless Steel

#### Finishes

US32D Satin Stainless Steel (630)

#### Hospital Tip

Standard

#### Standards

ANSI/BHMA Standard A156.26 Grade 1

#### Hole Pattern

Symmetrically templated

#### Mounting Hardware

Fasteners concealed when door is closed

Custom 12-24 x 7/16" S.S Phillips Flat Head Undercut Machine Screw

#### Capacity

Supports weights up to 900lbs. 4'0" maximum door width

#### Standard Sizes

6'8", 7'0", 7'2", 8'0", 10'0"

#### Handing

Handing not required on standard hinges. Specify handing when ordering a hinge with modification

#### Fire Rating

3 hours- hollow metal doors  
90 minutes- hollow metal and composite  
20 minutes- wood doors



Classified in accordance with UL10C for positive pressure



Fire-rated label

#### Windstorm

Evaluated in accordance with TAS 201-94, TAS 202-94, TAS 203-94, ASTM E330, ASTM E1886, ASTM E1996 and ANSI A250.13.

### Optional Features

#### Finish

US32 Bright Stainless Steel (629)  
Scratch-Resistant Powder Coated Paint

#### Hole Patterns

Plug weld hole pattern  
Custom hole pattern

#### Fasteners

Tamper-proof security screws

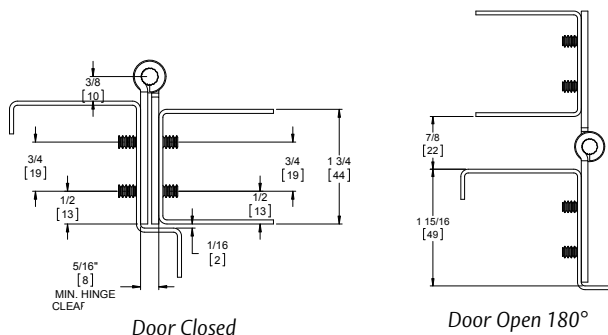
#### Other Features

Custom lengths - specify in inches  
Dutch door hinges - suffix "DDP"  
Raised barrel - suffix "RB"  
Welded End Pins  
Security studs

#### Electrical Modifications

Adjustable Monitoring Switch - suffix "AMS"  
Current Transfer Prep - suffix "CTP"  
Electrical Transfer Access Prep - "ETAP"  
ElectroLynx®  
EL4 (4 wire), EL8 (8 wire), EL12 (12 wire)  
PoE (9 wire)

This edge mount pin and barrel type hinge is fabricated with extra-heavy duty components for use on high traffic, high abuse doors. The hinge is specially designed and well suited for correctional facilities and other high security locations using up to 2 1/4" thick swing-type doors. Prison doors, gates, extremely tall doors and extra heavy doors are all good candidates for Markar's 3500 Security Hinge.



800-824-3018 | www.markar.com

Check the web site for the up-to-date catalog | Updated August 2016

Copyright © 2015-2017, Peinko Manufacturing Co., an ASSA ABLOY Group company. All rights reserved. Reproduction in whole or in part without the express written permission of Peinko Manufacturing Co. is prohibited.

**ASSA ABLOY**



The global leader in door opening solutions

# Markar FS3501 1/8" Inset Full Surface Security Hinge

## Standard Features

**Barrel Type Hinge**  
 .187" diameter Stainless Steel pin (rod)  
 Medical bearings  
 Stainless Steel end pins  
**Material**  
 Heavy-duty 12 gauge (.105")  
 Stainless Steel  
**Finishes**  
 US32D Satin Stainless Steel (630)  
 Hospital Tip  
 Standard

**Standards**  
 ANSI/BHMA Standard A156.26  
 Grade 1  
**Mounting Hardware**  
 Custom 12-24 x 7/16" S.S Phillips  
 Flat Head Undercut Machine  
 Screw  
**Capacity**  
 Supports weights up to 900lbs.  
 4'0" maximum door width  
**Standard Sizes**  
 6'8", 7'0", 7'2", 8'0", 10'0"

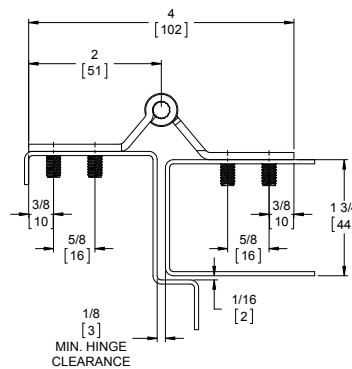
**Hole Pattern**  
 Symmetrically templated  
**Handing**  
 Specify handing  
**Fire Rating**  
 3 hours- hollow metal doors  
 90 minutes- hollow metal and composite  
 20 minutes- wood doors  
 Classified in accordance with UL10C  
 for positive pressure  
 Fire-rated label

## Optional Features

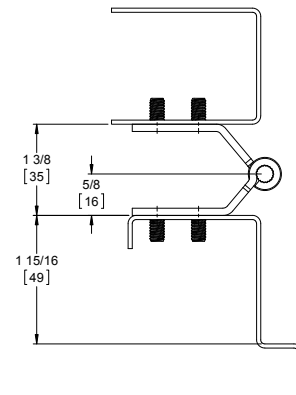
**Finish**  
 US32 Bright Stainless Steel (629)  
 Scratch-Resistant Powder Coated Paint  
**Hole Patterns**  
 Plug weld hole pattern  
 Custom hole pattern

**Fasteners**  
 Tamper-proof security screws  
**Other Features**  
 Custom lengths – specify in inches  
 Dutch door hinges – suffix "DDP"  
 Welded End Pins

For 1/8" inset doors. This hinge allows for perfect alignment for the retrofitting of doors in correctional facilities and other high security locations using 2" thick swing-type doors. Prison doors, gates, extremely tall doors and extra heavy doors are all good candidates for Markar's 3501 Security Hinge.



Door Closed



Door Open 180°

**ASSA ABLOY**

The global leader in  
 door opening solutions

800-824-3018 | [www.markar.com](http://www.markar.com)  
 Check the web site for the up-to-date catalog



Copyright © 2015-2017, Pemko Manufacturing Co., an ASSA ABLOY Group company. All rights reserved.  
 Reproduction in whole or in part without the express written permission of Pemko Manufacturing Co. is prohibited.

# Markar FS3502 Flush Full Surface Security Hinge

## Standard Features

Barrel Type Hinge  
 .187" diameter Stainless Steel pin (rod)  
 Stainless Steel end pins  
 Medical bearings  
 Material  
 Heavy-duty 12 gauge (.105")  
 Stainless Steel  
 Finishes  
 US32D Satin Stainless Steel (630)  
 Hospital Tip  
 Standard  
 Standards  
 ANSI/BHMA Standard A156.26 Grade 1

Mounting Hardware  
 Custom 12-24 x <sup>7</sup>/<sub>16</sub>" S.S Phillips Flat  
 Head Undercut Machine Screw  
 Capacity  
 Supports weights up to 900lbs.  
 4'0" maximum door width  
 Standard Sizes  
 6'8", 7'0", 7'2", 8'0", 10'0"  
 Hole Pattern  
 Symmetrically templated  
 Handing  
 Handing not required on standard  
 hinges Specify handing when  
 ordering a hinge with modification

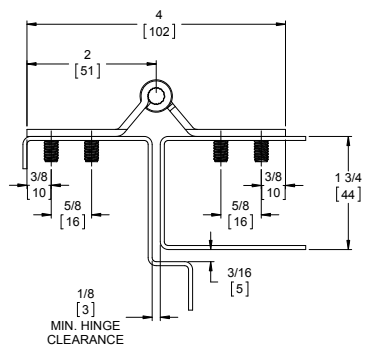
Fire Rating  
 3 hours- hollow metal doors 90  
 minutes- hollow metal and composite  
 20 minutes- wood doors  
 Classified in accordance with  
 UL10C for positive pressure  
 Fire-rated label

## Optional Features

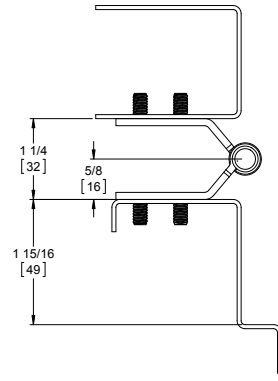
Finish  
 US32 Bright Stainless Steel (629)  
 Scratch-Resistant Powder Coated Paint  
 Hole Patterns  
 Plug weld hole pattern  
 Custom hole pattern

Fasteners  
 Tamper-proof security screws  
 Other Features  
 Custom lengths - specify in inches  
 Dutch door hinges - suffix "DDP"  
 Welded End Pins

This surface-mounted pin and barrel type hinge is fabricated with extra-heavy duty components and designed for solving door sag problems on high traffic, high abuse doors. This hinge is well suited for correctional facilities and other high security locations using 2" thick swing-type doors.  
 Prison doors, gates extremely tall doors and extra heavy doors are all good candidates for Markar's 3502 Security Hinge.



Door Closed



Door Open 180°

800-824-3018 | [www.markar.com](http://www.markar.com)  
 Check the web site for the up-to-date catalog

Copyright © 2015-2017, Pemko Manufacturing Co., an ASSA ABLOY Group company. All rights reserved.  
 Reproduction in whole or in part without the express written permission of Pemko Manufacturing Co. is prohibited.

**ASSA ABLOY**


The global leader in  
 door opening solutions

# Markar HG3505 Adjustable Hinge Guard

## Standard Features

Barrel Type Hinge  
 .187" diameter Stainless Steel pin (rod)  
 Medical bearings  
 Stainless Steel end pins  
 Material  
 Heavy-duty 12-gauge (.105") Stainless  
 Steel hinge leaves  
 14 gauge Stainless Steel angle on door leaf  
 Finishes  
 US32D Satin Stainless Steel (630)  
 Hospital Tip  
 Standard

Standards  
 ANSI/BHMA Standard A156.26  
 Grade 1  
 Mounting Hardware  
 Custom 12-24 x 7/16" S.S Phillips  
 Flat Head Undercut Machine  
 Screw  
 Capacity  
 Supports weights up to 900lbs.  
 4'0" maximum door width  
 Standard Sizes  
 6'8", 7'0", 7'2", 8'0", 10'0"

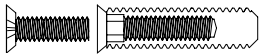
Hole Pattern  
 Symmetrically templated  
 Handing  
 Specify handing  
 Fire Rating  
 3 hours- hollow metal doors  
 90 minutes- hollow metal and  
 composite 20 minutes- wood doors  
 Classified in accordance with UL10C for  
 positive pressure  
 Fire-rated label

## Optional Features

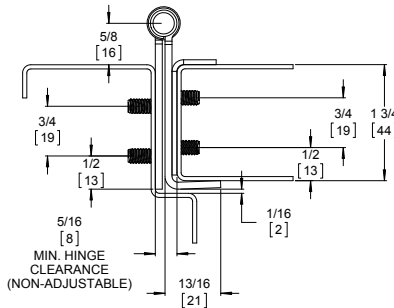
Finish  
 US32 Bright Stainless Steel (629)  
 Scratch-Resistant Powder Coated Paint  
 Mounting Hardware  
 Tamper-proof security screws  
 Adjust-A-Screw™ for correcting alignment  
 problems up to 3/8"

Other Features  
 Custom lengths – specify in  
 inches  
 Custom hole pattern  
 Dutch door hinges – suffix “DDP”  
 Raised barrel - suffix “RB”  
 Welded end pins  
 Security studs

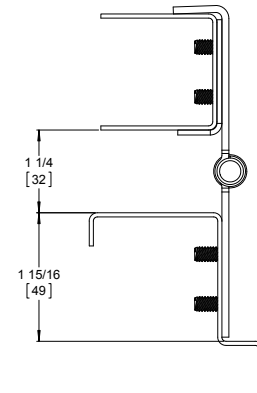
Electrical Modifications  
 Adjustable Monitoring Switch - suffix “AMS”  
 Current Transfer Prep - suffix “CTP”  
 Electronic Transfer Access Prep - suffix “ETAP”  
 ElectroLynx®  
 EL4 (4 wire), EL8 (8 wire), EL12 (12 wire)  
 PoE (9 wire)



The integral hinge guard protects the door from dings and gouges from carts and gurneys while providing clean lines and aesthetic appearance. Our HG products also have fire ratings up to and including 3 hours.



Door Closed



Door Open 180°

**ASSA ABLOY**

The global leader in  
 door opening solutions

800-824-3018 | [www.markar.com](http://www.markar.com)  
 Check the web site for the up-to-date catalog

Copyright © 2015-2017, Pemko Manufacturing Co., an ASSA ABLOY Group company. All rights reserved.  
 Reproduction in whole or in part without the express written permission of Pemko Manufacturing Co. is prohibited.



# Markar 300 Series Stainless Steel Pin & Barrel Continuous Hinges

## Short Form Architectural Specification:

Continuous hinges shall be full height piano-type hinge providing full height door support.



- Supports weights up to 600 lbs. 4' 0" maximum door width
  - Material to be 14 gauge Stainless Steel
  - .187" diameter Stainless Steel pin (rod)
  - Exterior barrel diameter .438" ( $7/16$ " )
  - Each knuckle 2", including nylon bearing at each separation for a quiet, smooth, self-lubricating operation
  - Finish: US32D Satin Stainless Steel (630)  
Optional Finish: US32 Bright Stainless Steel (629), Scratch-Resistant Powder Coated Paint.
  - All hinges shall be furnished with manufacturer's recommended hardware pack per specific model application
  - Must be able to carry Warnock Hersey Int. or UL for fire rated doors and frames up to 3 hours
  - Hinges shall meet ANSI/BHMA Standard A 156.26 Grade 1
  - Symmetrically templated hole pattern
- NOTE: 25-Year Warranty on Continuous Pin & Barrel Hinges  
NOTE: Fire label for doors and frames should be placed on the header and top rail of fire rated doors and frames

## Markar FM300 Edge Mount Hinge

### Standard Features

**Barrel Type Hinge**  
.187" diameter Stainless Steel pin (rod)  
Medical bearings  
Stainless Steel end pins  
**Material**  
Heavy-duty 14 gauge Stainless Steel  
**Finishes**  
US32D Satin Stainless Steel (630)  
**Standards**  
ANSI/BHMA Standard A156.26 Grade 1  
**Hole Pattern**  
Symmetrically templated

**Mounting Hardware**  
Fasteners concealed when door is closed  
Custom 12-24 x  $11/16$ " S.S Phillips Flat Head Undercut TEK Screws  
**Capacity**  
Supports weights up to 600 lbs. 4'0" maximum door width  
**Standard Sizes**  
6'8", 7'0", 7'2", 8'0", 10'0"  
**Handing**  
Handing not required on standard hinges. Specify handing when ordering a hinge with modification.

**Rating**  
3 hours- hollow metal doors  
90 minutes- hollow metal and composite core wood fire doors  
20 minutes- wood doors  
 Classified in accordance with UL10C for positive pressure  
 Fire-rated label  
**Windstorm**  
Evaluated in accordance with TAS 201-94, TAS 202-94, TAS 203-94, ASTM E330, ASTM E1886, ASTM E1996 and ANSI A250.13

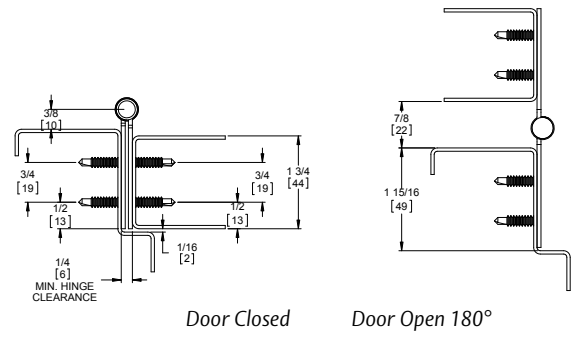
### Optional Features

**Finishes**  
Scratch-Resistant Powder Coated Paint  
**Fasteners**  
Tamper-proof security screws  
**Other Features**  
Custom lengths- specify in inches  
Custom hole pattern

Dutch door hinges- suffix "DDP"  
Hospital tips - suffix "HT"  
Raised barrel - suffix "RB"  
Welded end pins  
Security studs.  
**Electrical Modifications**  
Adjustable Monitoring Switch - "AMS"

Current Transfer Prep - suffix "CTP"  
Electrical Transfer Access Prep - suffix "ETAP"  
ElectroLynx®  
EL4 (4 wire), EL8 (8 wire), EL12 (12 wire)  
PoE (9 wire)

This edge-mounted pin & barrel hinge is used on many of today's high traffic, high abuse doors. The hinge works well in locations that would normally call out for anchor hinges, pivot reinforcement hinges or thrust pivot unit and hinge sets. This hinge saves on special door and frame preparation charges and makes the installer's job easier. It can be used on both fire labeled and non-labeled openings.



800-824-3018 | [www.markar.com](http://www.markar.com)  
Check the web site for the up-to-date catalog

Copyright © 2015-2017, Pemko Manufacturing Co., an ASSA ABLOY Group company. All rights reserved.  
Reproduction in whole or in part without the express written permission of Pemko Manufacturing Co. is prohibited.

**ASSA ABLOY**

The global leader in door opening solutions



# Markar FM300WT Wide Throw Edge Mount Hinges

## Standard Features

**Barrel Type Hinge**  
 .187" diameter Stainless Steel pin (rod)  
 Medical bearings  
 Stainless Steel end pins  
**Material**  
 Heavy-duty 14 gauge Stainless Steel  
 Heavy-duty 12 gauge support angles, where applicable  
**Finishes**  
 US32D Satin Stainless Steel (630)  
**Standards**  
 ANSI/BHMA Standard A156.26 Grade 1

**Mounting Hardware**  
 Custom 12-24 x 1<sup>11</sup>/<sub>16</sub>" S.S Phillips Flat Head Undercut TEK Screws  
**Capacity**  
 Supports weights up to 600 lbs.  
 4'0" maximum door width  
**Standard Sizes**  
 6'8", 7'0", 7'2", 8'0", 10'0"  
**Hole Pattern**  
 Symmetrically templated

**Handing**  
 Handing not required on standard hinges. Specify handing when ordering a hinge with modification  
**Fire Rating**  
 3 hours- hollow metal doors  
 90 minutes- hollow metal and composite core wood fire doors  
 20 minutes- wood doors

 Classified in accordance with UL10C for positive pressure  
 Fire-rated label

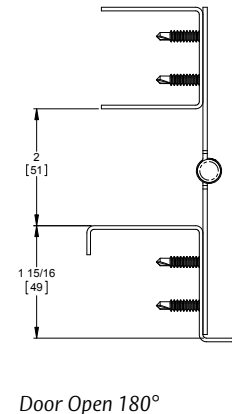
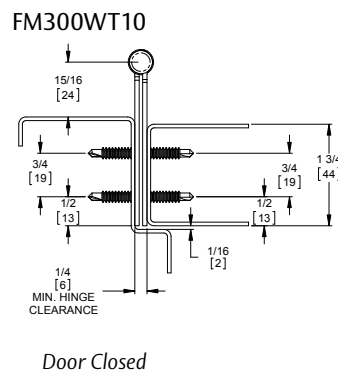
## Optional Features

**Finishes**  
 Scratch-Resistant Powder Coated Paint  
**Fasteners**  
 Tamper-proof security screws

**Other Features**  
 Custom lengths- specify in inches  
 Custom hole pattern  
 Dutch door hinges- suffix "DDP"  
 Hospital tips - suffix "HT"  
 Welded end pins  
 Security studs

**Electrical Modifications**  
 Adjustable Monitoring Switch - suffix "AMS"  
 Current Transfer Prep - suffix "CTP"  
 Electrical Transfer Access Prep - suffix "ETAP"  
 ElectroLynx®  
 EL4 (4 wire), EL8 (8 wire), EL12 (12 wire)

This edge-mounted pin & barrel hinge is used on many of today's high traffic, high abuse doors. The hinge works well in locations that would normally call out for anchor hinges, pivot reinforcement hinges or thrust pivot unit and hinge sets. This hinge saves on special door and frame preparation charges and makes the installer's job easier. It can be used on both fire labeled and non-labeled openings.



More profiles on next page

**ASSA ABLOY**

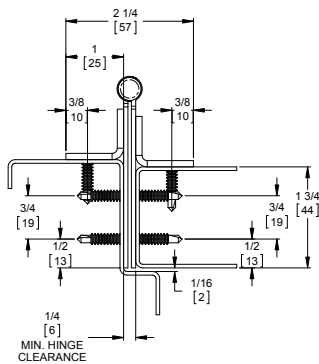
The global leader in door opening solutions

800-824-3018 | [www.markar.com](http://www.markar.com)  
 Check the web site for the up-to-date catalog

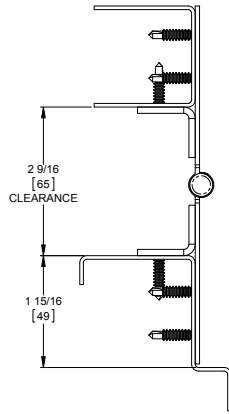
Copyright © 2015-2017, Pemko Manufacturing Co., an ASSA ABLOY Group company. All rights reserved. Reproduction in whole or in part without the express written permission of Pemko Manufacturing Co. is prohibited.

# Markar FM300WT Wide Throw Edge Mount Hinges (cont)

FM300WT20

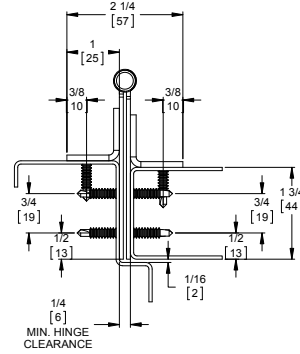


Door Closed

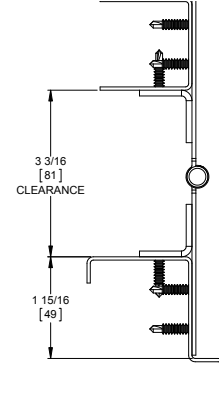


Door Open 180°

FM300WT30

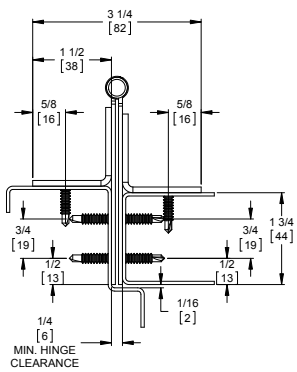


Door Closed

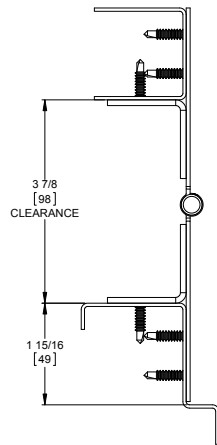


Door Open 180°

FM300WT40

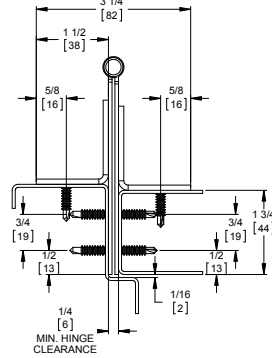


Door Closed

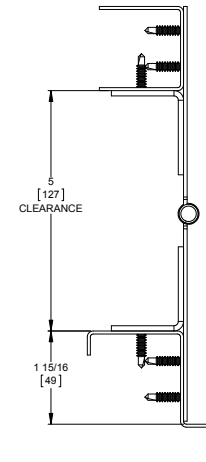


Door Open 180°

FM300WT50



Door Closed



Door Open 180°

# Markar FS301 1/8" Inset Full Surface Hinge

## Standard Features

**Barrel Type Hinge**  
 .187" diameter Stainless Steel pin (rod)  
 Medical bearings  
 Stainless Steel end pins  
**Material**  
 Heavy-duty 14 gauge Stainless Steel  
 Cover - extruded aluminum  
**Finishes**  
 US32D Satin Stainless Steel (630)  
 Cover - brushed aluminum  
**Standards**  
 ANSI/BHMA Standard A156.26 Grade 1

**Mounting Hardware**  
 Fasteners concealed underneath aluminum cover  
 1/4"-14 x 3/4" Security TORX  
 TEK Screws  
**Capacity**  
 Supports weights up to 600 lbs.  
 4'0" maximum door width  
**Standard Sizes**  
 6'8", 7'0", 7'2", 8'0", 10'0"  
**Handing**  
 Not required for standard 7'0", 8'0" or 10'0". Handing required for 6'8" and 7'2" and for most optional features listed

**Fire Rating**  
 3 hours- hollow metal doors  
 90 minutes- hollow metal and composite core wood fire doors  
 20 minutes- wood doors



Classified in accordance with UL10C for positive pressure



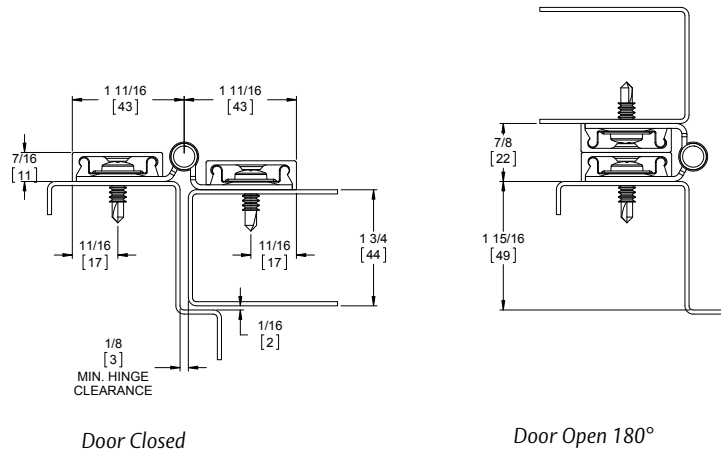
Fire-rated label

## Optional Features

**Finishes**  
 US32 Bright Stainless Steel (629)  
 Scratch-Resistant Powder Coated Paint  
**Fasteners**  
 1 5/8" S.S. sleeve bolts  
 Tamper-proof security screws

**Other Features**  
 Custom lengths- specify in inches  
 Custom hole pattern  
 Dutch door hinges - suffix "DDP"  
 Hospital tips - suffix "HT"  
 Lead lined covers with 4 lbs. lead lining - suffix "LL"  
 Welded end pins

This surface-mounted pin & barrel continuous hinge can be used to repair or replace existing hinges on both fire labeled and non-labeled doors that have very tight clearances. The hinge has a built-in 1/8" offset to assist in weather seal and sound barrier areas.



**ASSA ABLOY**

The global leader in door opening solutions

800-824-3018 | [www.markar.com](http://www.markar.com)  
 Check the web site for the up-to-date catalog

Copyright © 2015-2017, Pemko Manufacturing Co., an ASSA ABLOY Group company. All rights reserved. Reproduction in whole or in part without the express written permission of Pemko Manufacturing Co. is prohibited.



# Markar FS302 Full Surface Flush Mount

## Standard Features

**Barrel Type Hinge**  
 .187" diameter Stainless Steel pin (rod)  
 Medical bearings  
 Stainless Steel end pins  
**Material**  
 Heavy-duty 14 gauge Stainless Steel  
 Cover - extruded aluminum  
**Finishes**  
 US32D Satin Stainless Steel (630)  
 Cover - brushed aluminum  
**Standards**  
 ANSI/BHMA Standard A156.26 Grade 1

**Mounting Hardware**  
 Fasteners concealed underneath aluminum cover  
 1/4" - 14 x 3/4" Security TORX  
 TEK Screws Capacity  
 Supports weights up to 600 lbs.  
 4'0" maximum door width  
**Standard Sizes**  
 6'8", 7'0", 7'2", 8'0", 10'0"  
**Hole Pattern**  
 Symmetrically templated  
**Handing**  
 Handing not required on standard hinges. Specify handing when ordering a hinge with modification

**Fire Rating**  
 3 hours- hollow metal doors  
 90 minutes- hollow metal and composite core wood fire doors  
 20 minutes- wood doors

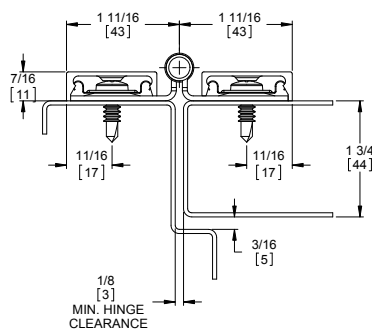
 Classified in accordance with UL10C for positive pressure  
 Fire-rated label

## Optional Features

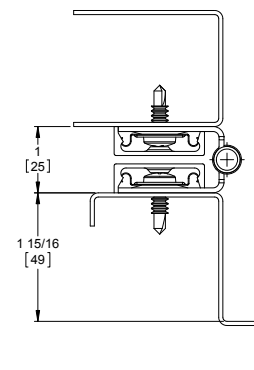
**Finishes**  
 US32 Bright Stainless Steel (629)  
 Scratch-Resistant Powder Coated Paint  
**Fasteners**  
 1 5/8" S.S. sleeve bolts  
 Tamper-proof security screws

**Other Features**  
 Custom lengths- specify in inches  
 Custom hole pattern  
 Dutch door hinges - suffix "DDP"  
 Hospital tips - suffix "HT"  
 Lead lined covers with 4 lbs. lead lining - suffix "LL"  
 Welded end pins

This surface-mounted pin & barrel continuous hinge can be used to replace and repair existing hinges on both fire labeled and non-labeled doors. Designed for retrofit market.



Door Closed





Door Open 180°

# Markar HS303 Half Surface Hinge

## Standard Features

**Barrel Type Hinge**  
 .187" diameter Stainless Steel pin (rod)  
 Medical bearings  
 Stainless Steel end pins  
**Material**  
 Heavy-duty 14 gauge Stainless Steel  
 Cover - extruded aluminum  
**Finishes**  
 US32D Satin Stainless Steel (630)  
 Cover - brushed aluminum  
**Standards**  
 ANSI/BHMA Standard A156.26 Grade 1

**Mounting Hardware**  
 Fasteners concealed when door is closed  
 Custom 12-24 x 1 1/16" S.S Phillips Flat Head Undercut TEK Screws & 1/4"-14 x 3/4" Security TORX TEK Screws  
**Capacity**  
 Supports weights up to 600 lbs.  
 4'0" maximum door width  
**Sizes**  
 6'8", 7'0", 7'2", 8'0", 10'0"  
**Hole Pattern**  
 Symmetrically templated

**Handing**  
 Not required for standard 7'0", 8'0" or 10'0". Handing required for 6'8" and 7'0" and for most optional features listed  
**Fire Rating**  
 3 hours- hollow metal doors  
 90 minutes- hollow metal and composite  
 20 minutes- wood doors  
 Classified in accordance with UL10C for positive pressure  
 Fire-rated label

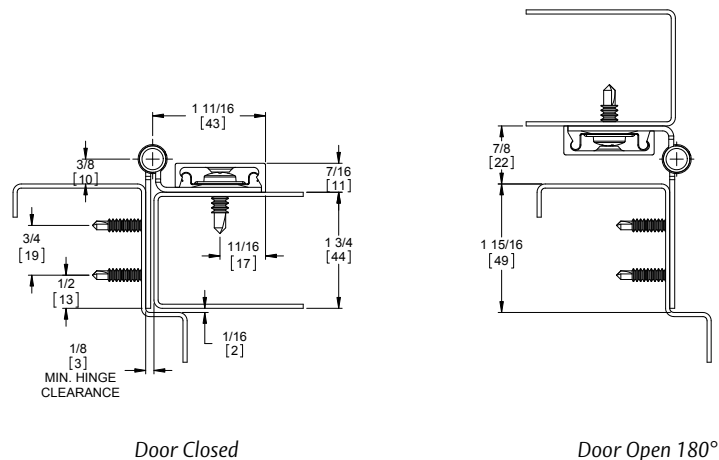
## Optional Features

**Finish**  
 US32 Bright Stainless Steel (629)  
 Scratch-Resistant Powder Coated Paint  
**Fasteners**  
 1 5/8" S.S. sleeve bolts  
 Tamper-proof security screws

**Other Features**  
 Custom lengths - specify in inches  
 Custom hole pattern  
 Dutch door hinges - suffix "DDP"  
 Hospital tips - suffix "HT"  
 Raised barrel - suffix "RB"  
 Welded end pins  
 Lead lined cover with 4 lbs. lead lining - suffix "LL"

**Electrical Modifications**  
 Current Transfer Prep (frame leaf only) - suffix "CTP"

This half-surface pin & barrel continuous hinge can be used to repair or replace existing hinges on both fire labeled openings. The hinge fits into the gap left after standard butt hinges are removed. It can assist in reversing the handing of a door, or to reverse the swing of a door hung in an evenly-rabbetted frame. (Please consult factory for instructions for unevenly-rabbetted frames.)



**ASSA ABLOY**

The global leader in door opening solutions

800-824-3018 | www.markar.com  
 Check the web site for the up-to-date catalog



Copyright © 2015-2017, Pemko Manufacturing Co., an ASSA ABLOY Group company. All rights reserved. Reproduction in whole or in part without the express written permission of Pemko Manufacturing Co. is prohibited.

# Markar HM304 Half Mortise Hinge

## Standard Features

Barrel Type Hinge  
 .187" diameter Stainless Steel pin (rod)  
 Medical bearings  
 Stainless Steel end pins  
 Material  
 Heavy-duty 14 gauge Stainless Steel  
 Cover - extruded aluminum  
 Finishes  
 US32D Satin Stainless Steel (630)  
 Cover - brushed aluminum  
 Standards  
 ANSI/BHMA Standard A156.26 Grade 1

Mounting Hardware  
 Fasteners concealed when door is closed  
 Custom 12-24 x 11/16" S.S Phillips Flat Head Undercut TEK Screws & 1/4"-14 x 3/4" Security TORX TEK Screws  
 Capacity  
 Supports weights up to 600 lbs.  
 4'0" maximum door width  
 Standard Sizes  
 6'8", 7'0", 7'2", 8'0", 10'0"  
 Hole Pattern  
 Symmetrically templated

Handing  
 Not required for standard 7'0", 8'0" or 10'0". Handing required for 6'8" and 7'2" and for most optional features listed  
 Fire Rating  
 3 hours- hollow metal doors  
 90 minutes- hollow metal and composite  
 20 minutes- wood doors  
 Classified in accordance with UL10C for positive pressure  
 Fire-rated label

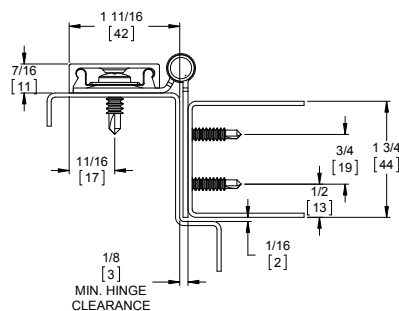
## Optional Features

Finishes  
 US32 Bright Stainless Steel (629)  
 Scratch-Resistant Powder Coated Paint  
 Fasteners  
 Tamper-proof security screws

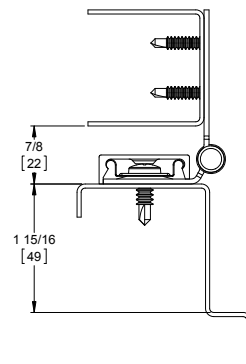
Other Features  
 Custom lengths- specify in inches  
 Custom hole pattern  
 Dutch door hinges- suffix "DDP"  
 Hospital tips - suffix "HT"  
 Raised barrel - suffix "RB"  
 Welded end pins

Electrical Modifications  
 Current Transfer Prep (door leaf only) - suffix "CTP"

This pin & barrel type hinge is used on wooden doors to hide splits, chips and dents from traffic abuse. The surface mounted frame leaf allows for easy retrofit installation.



Door Closed



Door Open 180°





# Markar HG305 Adjustable Hinge Guard

## Standard Features

Barrel Type Hinge  
 .187" diameter Stainless Steel pin (rod)  
 Medical bearings  
 Stainless Steel end pins  
 Material  
 Heavy-duty 14 gauge Stainless Steel  
 Finishes  
 US32D Satin Stainless Steel (630)  
 Standards  
 ANSI/BHMA Standard A156.26 Grade 1  
 Mounting Hardware  
 Fasteners concealed when door is closed  
 Custom 12-24 x 11/16" S.S Phillips Flat Head Undercut TEK Screws

Capacity  
 Supports weights up to 600 lbs.  
 4'0" maximum door width  
 Standard Sizes  
 6'8", 7'0", 7'2", 8'0", 10'0"  
 Hole Pattern  
 Symmetrically templated  
 Handing  
 Not required for standard 7'0", 8'0" or 10'0". Handing required for 6'8" and 7'2" and for most optional features listed

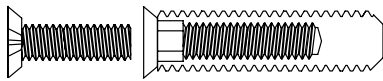
Fire Rating  
 3 hours- hollow metal doors  
 90 minutes- hollow metal and composite  
 20 minutes- wood doors  
 Classified in accordance with UL10C for positive pressure  
 Fire-rated label  
 Windstorm  
 Products is constructed in accordance with Guidelines FEMA 320 & FEMA 361.

## Optional Features

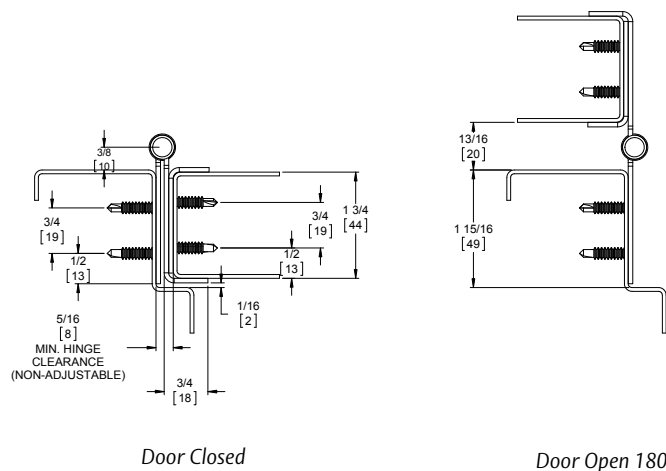
Finish  
 US32 Bright Stainless Steel (629)  
 Scratch-Resistant Powder Coated Paint  
 Fasteners  
 Adjust-A-Screw™ for correcting frame fit problems up to 3/8"

Other Features  
 Custom lengths- specify in inches  
 Custom hole pattern  
 Dutch door hinges- suffix "DDP"  
 Hospital tips – suffix "HT"  
 Raised barrel – suffix "RB"  
 Welded end pins  
 Security studs

Electrical Modifications  
 Adjustable Monitoring Switch - suffix "AMS"  
 Current Transfer Prep - suffix "CTP"  
 Electrical Transfer Access Prep - suffix "ETAP"  
 ElectroLynx®  
 EL4 (4 wire), EL8 (8 wire), EL12 (12 wire)  
 PoE (9 wire)



The integral hinge guard protects the door from dings and gouges from carts and gurneys while providing clean lines and aesthetic appearance. Our HG products also have fire ratings up to and including 3 hours. Not only that, but the wrap-around edge guard protects the door from unsightly dents and gouges and will deflect objects, preventing further damage.



**ASSA ABLOY**

The global leader in door opening solutions

800-824-3018 | [www.markar.com](http://www.markar.com)  
 Check the web site for the up-to-date catalog

Copyright © 2015-2017, Pemko Manufacturing Co., an ASSA ABLOY Group company. All rights reserved. Reproduction in whole or in part without the express written permission of Pemko Manufacturing Co. is prohibited.

# Markar HG306 Hinge Guard

## Standard Features

Barrel Type Hinge  
 .187" diameter Stainless Steel pin (rod)  
 Medical bearings  
 Stainless Steel end pins  
 Material  
 Heavy-duty 14 gauge Stainless Steel  
 Cover - extruded aluminum  
 Finishes  
 US32D Satin Stainless Steel (630)  
 Cover - brushed aluminum  
 Standards  
 ANSI/BHMA Standard A156.26 Grade 1  
 Mounting Hardware  
 Fasteners concealed when door is closed

Custom 12-24 x 11/16" S.S Phillips Flat  
 Head Undercut TEK Screws & 1/4-14 x 3/4"  
 Security TORX TEK Screws  
 Capacity  
 Supports weights up to 600 lbs.  
 4'0" maximum door width  
 Standard Sizes  
 6'8", 7'0", 7'2", 8'0", 10'0"  
 Hole Pattern  
 Symmetrically templated  
 Handing  
 Not required for standard 7'0", 8'0" or  
 10'0". Handing required for 6'8" and 7'2"  
 and for most optional features listed

Fire Rating  
 3 hours- hollow metal doors  
 90 minutes- hollow metal and  
 composite  
 20 minutes- wood doors



Classified in accordance  
 with UL10C for positive  
 pressure



Fire-rated label

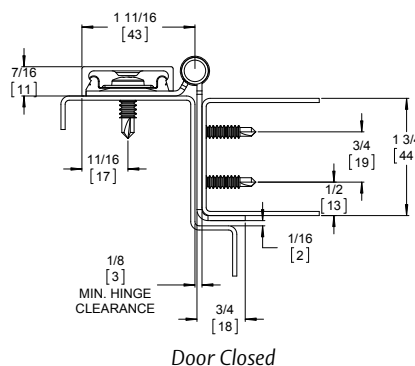
## Optional Features

Finishes  
 US32 Bright Stainless Steel (629)  
 Scratch-Resistant Powder Coated  
 Paint  
 Fasteners  
 Tamper-proof security screws

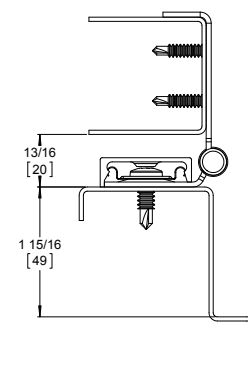
Other Features  
 Custom lengths- specify in inches  
 Custom hole pattern  
 Dutch door hinges- suffix "DDP"  
 Hospital tips - suffix "HT"  
 Raised barrel - suffix "RB"  
 Welded End Pins

Electrical Modifications  
 Current Transfer Prep (door leaf only) -  
 suffix "CTP"

This hinge is used with hollow metal frames and wood or hollow metal doors. The guard that wraps the door covers up dents, scratches, and splits in the door the door. This product covers the door's edge and wraps the door face to prevent further damage. This hinge can also be used to reverse the swing of a door.



Door Closed



Door Open 180°

800-824-3018 | [www.markar.com](http://www.markar.com)  
 Check the web site for the up-to-date catalog

Copyright © 2015-2017, Pemko Manufacturing Co., an ASSA ABLOY Group company. All rights reserved.  
 Reproduction in whole or in part without the express written permission of Pemko Manufacturing Co. is prohibited.

**ASSA ABLOY**

The global leader in  
 door opening solutions

# Markar FS/SC309 Full Surface Swing Clear Hinge

## Standard Features

**Barrel Type Hinge**  
 .187" diameter Stainless Steel pin (rod)  
**Medical bearings**  
 Stainless Steel end pins  
**Material**  
 Heavy-duty 14 gauge Stainless Steel  
 Cover - extruded aluminum  
**Finishes**  
 US32D Satin Stainless Steel (630)  
 Cover - brushed aluminum  
**Standards**  
 ANSI/BHMA Standard A156.26 Grade 1  
**Mounting Hardware**  
 Fasteners concealed when door is closed  
 Custom 12-24 x 1<sup>1</sup>/<sub>16</sub>" S.S Phillips Flat Head Undercut TEK Screws & 1/4"-14 x 3/4" Security TORX TEK Screws

**Capacity**  
 Supports weights up to 600 lbs.  
 4'0" maximum door width  
**Standard Sizes**  
 6'8", 7'0", 7'2", 8'0", 10'0"  
**Hole Pattern**  
 Symmetrically templated  
**Handing**  
 Not required for standard 7'0", 8'0" or 10'0". Specify handing for 6'8" and 7'2" and for most optional features

**Fire Rating**  
 3 hours- hollow metal doors  
 90 minutes- hollow metal and composite  
 20 minutes- wood doors



Classified in accordance with UL10C for positive pressure



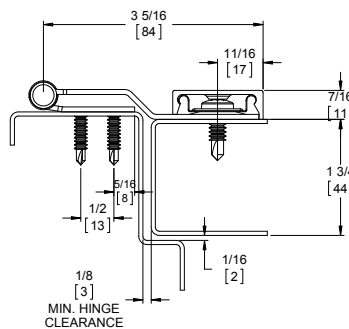
Fire-rated label

## Optional Features

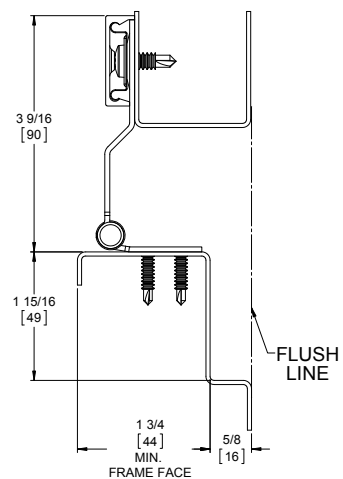
**Finish**  
 US32 Bright Stainless Steel (629)  
 Scratch-Resistant Powder Coated Paint  
**Fasteners**  
 Tamper-proof security screws

**Other Features**  
 Custom lengths- specify in inches  
 Custom hole pattern  
 1<sup>5</sup>/<sub>8</sub>" S.S. aluminum sleeve bolts  
 Dutch door hinges - suffix "DDP"  
 Hospital tips - suffix "HT"  
 Lead lined cover with 4 lbs. lead lining - suffix "LL"  
 Welded End Pins

This hinge is used to ensure that a door opened to a 90-degree angle is removed from the opening. This hinge will mount on a 1<sup>3</sup>/<sub>4</sub>" face, and is especially useful for ADA upgrade work.



Door Closed



Door Open 90°

**ASSA ABLOY**

The global leader in door opening solutions

800-824-3018 | [www.markar.com](http://www.markar.com)  
 Check the web site for the up-to-date catalog

Copyright © 2015-2017, Pemko Manufacturing Co., an ASSA ABLOY Group company. All rights reserved. Reproduction in whole or in part without the express written permission of Pemko Manufacturing Co. is prohibited.



# Markar HG310 Swing Clear Adjustable Hinge Guard

## Standard Features

**Barrel Type Hinge**  
 .187" diameter Stainless Steel pin (rod)  
**Medical bearings**  
 Stainless Steel end pins  
**Material**  
 Heavy-duty 14 gauge Stainless Steel  
**Finishes**  
 US32D Satin Stainless Steel (630)  
**Standards**  
 ANSI/BHMA Standard A156.26 Grade 1  
**Mounting Hardware**  
 Fasteners concealed when door is closed  
 Custom 12-24 x 1<sup>1</sup>/<sub>16</sub>" S.S Phillips Flat Head Undercut TEK Screws

**Capacity**  
 Supports weights up to 600 lbs.  
 4'0" maximum door width  
**Standard Sizes**  
 6'8", 7'0", 7'2", 8'0", 10'0"  
**Hole Pattern**  
 Symmetrically templated  
**Handing**  
 Not required for standard 7'0", 8'0" or 10'0". Specify handing for 6'8" and 7'2" and for most optional features  
**Door Edge**  
 Square hinge edge  
 Recommend Adjust-A-Screw for beveled hinge edge

**Fire Rating**  
 3 hours- hollow metal doors  
 90 minutes- hollow metal and composite core wood fire doors  
 20 minutes- wood doors

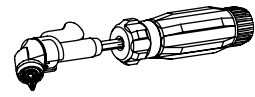
 Classified in accordance with UL10C for positive pressure  
 Fire-rated label

## Optional Features

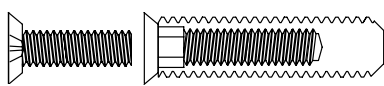
**Finishes**  
 US32 Bright Stainless Steel (629)  
 Scratch-Resistant Powder Coated Paint  
**Fasteners**  
 Tamper-proof security screws  
 Adjust-A-Screws™ for correcting frame fit problems up to 3/8"

**Other Features**  
 Custom lengths- specify in inches  
 Custom hole pattern  
 Dutch door hinges - suffix "DDP"  
 Hospital tips - suffix "HT"  
 Welded End Pins

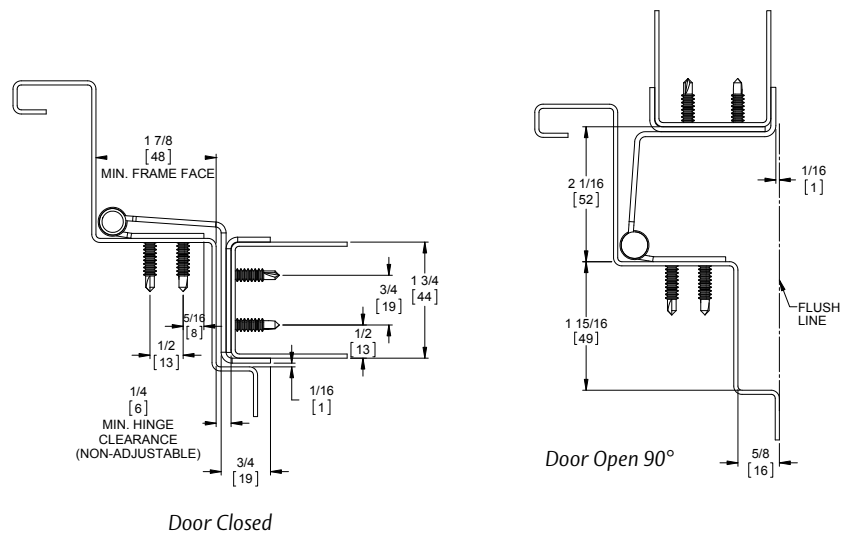
**Tools**  
 MTSP-100 Right angle skewdriver for ease of installation



**Electrical Modifications**  
 Current Transfer Prep (door leaf only) - suffix "CTP"  
 (EL-EPT-SC Power Transfer Recommended)



The ADA-compliant hinge is used on operating room doors to swing the door out of the opening when moving equipment in and out. The hinge guard also protects the door in the open position.



800-824-3018 | www.markar.com  
 Check the web site for the up-to-date catalog

Copyright © 2015-2017, Pemko Manufacturing Co., an ASSA ABLOY Group company. All rights reserved.  
 Reproduction in whole or in part without the express written permission of Pemko Manufacturing Co. is prohibited.

**ASSA ABLOY**

The global leader in door opening solutions

# Markar HG311 Swing Clear Hinge Guard

## Standard Features

**Barrel Type Hinge**  
 .187" diameter Stainless Steel pin (rod)  
 Medical bearings  
 Stainless Steel end pins  
**Material**  
 Heavy-duty 14 gauge Stainless Steel  
**Finishes**  
 US32D Satin Stainless Steel (630)  
**Standards**  
 ANSI/BHMA Standard A156.26 Grade 1  
**Mounting Hardware**  
 Fasteners concealed when door is closed  
 Custom 12-24 x 1<sup>1</sup>/<sub>16</sub>" S.S Phillips Flat Head Undercut TEK Screws

**Capacity**  
 Supports weights up to 600 lbs.  
 4'0" maximum door width  
**Standard Sizes**  
 6'8", 7'0", 7'2", 8'0", 10'0"  
**Hole Pattern**  
 Symmetrically templated  
**Handing**  
 Not required for standard 7'0", 8'0" or 10'0". Specify handing for 6'8" and 7'2" and for most optional features  
**Door Edge**  
 Square hinge edge  
 For beveled hinge edge use HG310

**Fire Rating**  
 3 hours- hollow metal doors  
 90 minutes- hollow metal and composite core wood fire doors  
 20 minutes- wood doors



Classified in accordance with UL10C for positive pressure



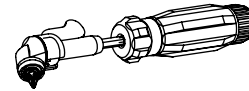
Fire-rated label

## Optional Features

**Finishes**  
 US32 Bright Stainless Steel (629)  
 Scratch-Resistant Powder Coated Paint  
**Fasteners**  
 Tamper-proof security screws

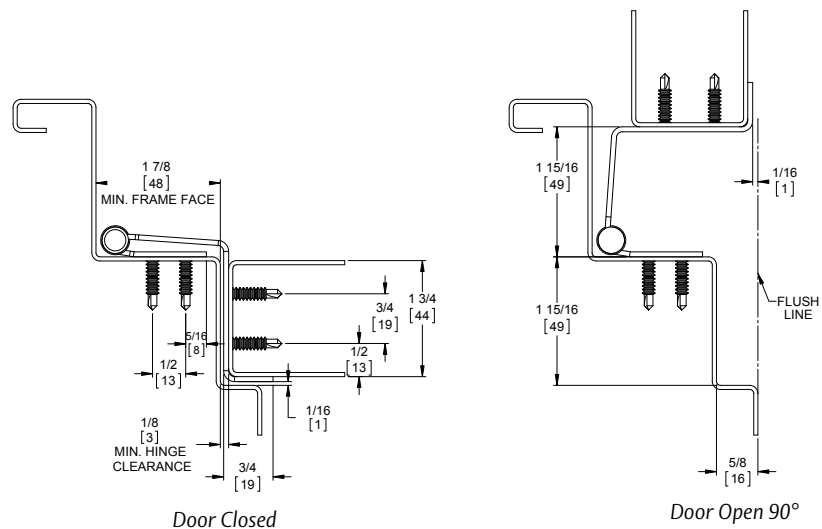
**Other Features**  
 Custom lengths- specify in inches  
 Custom hole pattern  
 Dutch door hinges - suffix "DDP"  
 Hospital tips - suffix "HT"  
 Welded End Pins

**Tools**  
 MTSP-100 Right angle skewdriver for ease of installation



**Electrical Modifications**  
 Current Transfer Prep (door leaf only) - suffix "CTP"  
 (EL-EPT-SC Power Transfer Recommended)

This surface applied swing clear version allows doors to meet ADA requirements. The single wrap protects door edges from cart damage.



**ASSA ABLOY**

The global leader in door opening solutions

800-824-3018 | [www.markar.com](http://www.markar.com)  
 Check the web site for the up-to-date catalog

Copyright © 2015-2017, Pemko Manufacturing Co., an ASSA ABLOY Group company. All rights reserved. Reproduction in whole or in part without the express written permission of Pemko Manufacturing Co. is prohibited.

# Markar HG315 Edge Mount Hinge Guard

## Standard Features

**Barrel Type Hinge**  
 .187" diameter Stainless Steel pin (rod)  
 Medical bearings  
 Stainless Steel end pins  
**Material**  
 Heavy-duty 14 gauge Stainless Steel  
**Finishes**  
 US32D Satin Stainless Steel (630)  
**Standards**  
 ANSI/BHMA Standard A156.26 Grade 1  
**Mounting Hardware**  
 Fasteners concealed when door is closed  
 Custom 12-24 x 1<sup>1</sup>/<sub>16</sub>" S.S Phillips Flat Head Undercut TEK Screws

**Capacity**  
 Supports weights up to 600 lbs.  
 4'0" maximum door width  
**Standard Sizes**  
 6'8", 7'0", 7'2", 8'0", 10'0"  
**Hole Pattern**  
 Symmetrically templated  
**Handing**  
 Not required for standard 7'0", 8'0" or 10'0". Specify handing for 6'8" and 7'2" and for most optional features

**Fire Rating**  
 3 hours- hollow metal doors  
 90 minutes- hollow metal and composite core wood fire doors  
 20 minutes- wood doors



Classified in accordance with UL10C for positive pressure



Fire-rated label

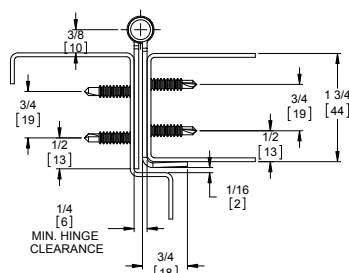
## Optional Features

**Finishes**  
 US32 Bright Stainless Steel (629)  
 Scratch-Resistant Powder Coated Paint  
**Fasteners**  
 Tamper-proof security screws

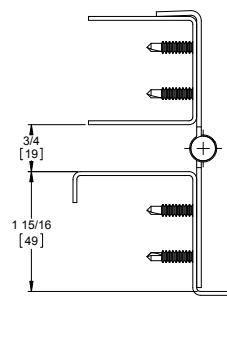
**Other Features**  
 Custom lengths- specify in inches  
 Custom hole pattern  
 Dutch door hinges- suffix "DDP"  
 Hospital tips - suffix "HT"  
 Raised barrel - suffix "RB"  
 Welded end pins  
 Security studs

**Electrical Modifications**  
 Adjustable Monitoring Switch - suffix "AMS"  
 Current Transfer Prep - suffix "CTP"  
 Electrical Transfer Access Prep - suffix "ETAP"  
 ElectroLynx®  
 EL4 (4 wire), EL8 (8 wire), EL12 (12 wire)  
 PoE (9 wire)

Featuring our unique edge guard, this economical hinge prevents objects from being placed between the door and frame as well as protects the door's edge while supporting the door's weight along the entire length of the jamb.



Door Closed



Door Open 180°

800-824-3018 | [www.markar.com](http://www.markar.com)

Check the web site for the up-to-date catalog

Copyright © 2015-2017, Pemko Manufacturing Co., an ASSA ABLOY Group company. All rights reserved. Reproduction in whole or in part without the express written permission of Pemko Manufacturing Co. is prohibited.

**ASSA ABLOY**

The global leader in door opening solutions

# Markar FS321 Full Surface 3/4" Offset Hinge

## Standard Features

**Barrel Type Hinge**  
 .187" diameter Stainless Steel pin (rod)  
 Medical bearings  
 Stainless Steel end pins  
**Material**  
 Heavy-duty 14 gauge Stainless Steel  
 Cover - extruded aluminum  
**Finishes**  
 US32D Satin Stainless Steel (630)  
**Standards**  
 ANSI/BHMA Standard A156.26 Grade 1  
**Mounting Hardware**  
 Fasteners concealed underneath  
 aluminum cover  
 1/4-14 x 3/4" Security TORX TEK Screws

**Capacity**  
 Supports weights up to 600 lbs.  
 4'0" maximum door width  
**Standard Sizes**  
 6'8", 7'0", 7'2", 8'0", 10'0"  
 brushed aluminum  
**Handing**  
 Not required for standard 7'0", 8'0"  
 or 10'0". Specify handing for 6'8" and  
 7'2" and for most optional features

**Fire Rating**  
 3 hours- hollow metal doors  
 90 minutes- hollow metal and  
 composite core wood fire doors  
 20 minutes- wood doors



Classified in accordance  
 with UL10C for positive  
 pressure



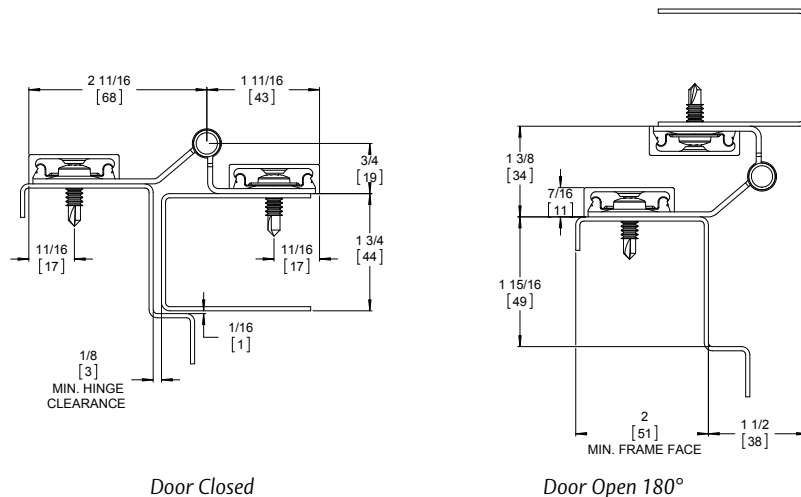
Fire-rated label

## Optional Features

**Finishes**  
 US32 Bright Stainless Steel (629)  
 Scratch-Resistant Powder Coated Paint  
**Fasteners**  
 Tamper-proof security screws

**Other Features**  
 Custom lengths- specify in inches  
 Custom hole pattern  
 Dutch door hinges- suffix "DDP"  
 Hospital tips - suffix "HT"  
 Lead lined covers with 4 lbs. lead lining  
 - suffix "LL"  
 Welded end pins

This surface mount pin & barrel model was developed to work in conjunction with existing 3/4" offset floor closers. Where top or intermediate pivots have worn and the floor closer will remain, the FS321 is the solution to extending the life of the opening.



**ASSA ABLOY**

The global leader in  
 door opening solutions

800-824-3018 | [www.markar.com](http://www.markar.com)

Check the web site for the up-to-date catalog

Copyright © 2015-2017, Pemko Manufacturing Co., an ASSA ABLOY Group company. All rights reserved.  
 Reproduction in whole or in part without the express written permission of Pemko Manufacturing Co. is prohibited.



# Markar HG322 Adjustable Hinge Guard

## Standard Features

Barrel Type Hinge  
 .187" diameter Stainless Steel pin (rod)  
 Medical bearings  
 Stainless Steel end pins  
 Material  
 Heavy-duty 14 gauge Stainless Steel  
 Finishes  
 US32D Satin Stainless Steel (630)  
 Standards  
 ANSI/BHMA Standard A156.26 Grade 1  
 Mounting Hardware  
 Fasteners concealed when door is closed  
 Custom 12-24 x 11/16" S.S Phillips Flat Head Undercut TEK Screws

Capacity  
 Supports weights up to 600 lbs.  
 4'0" maximum door width  
 Standard Sizes  
 6'8", 7'0", 7'2", 8'0", 10'0"  
 Hole Pattern  
 Symmetrically templated  
 Handing  
 Not required for standard 7'0", 8'0" or 10'0". Specify handing for 6'8" and 7'2" and for most optional features

Fire Rating  
 3 hours- hollow metal doors  
 90 minutes- hollow metal and composite core wood fire doors  
 20 minutes- wood doors



Classified in accordance with UL10C for positive pressure



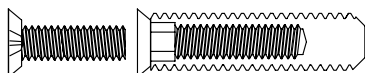
Fire-rated label

## Optional Features

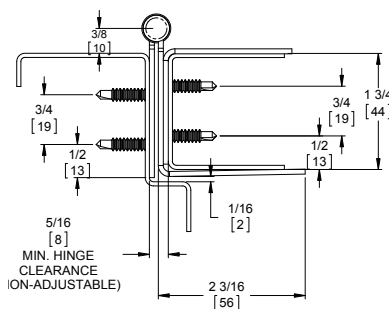
Finishes  
 US32 Bright Stainless Steel (629)  
 Scratch-Resistant Powder Coated Paint  
 Fasteners  
 Tamper-proof security screws  
 Adjust-A-Screw™ for correcting frame fit problems up to 3/8"

Other Features  
 Custom lengths- specify in inches  
 Custom hole pattern  
 Dutch door hinges- suffix "DDP"  
 Hospital tips - suffix "HT"  
 Raised barrel - suffix "RB"  
 Special sheared leaf  
 Welded end pins  
 Security studs

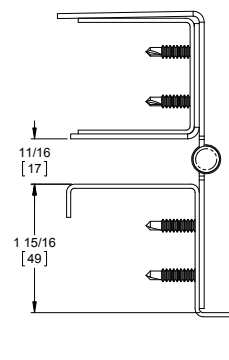
Electrical Modifications  
 Adjustable Monitoring Switch - suffix "AMS"  
 Current Transfer Prep - suffix "CTP"  
 Electrical Transfer Access Prep - suffix "ETAP"  
 ElectroLynx®  
 EL4 (4 wire), EL8 (8 wire), EL12 (12 wire)  
 PoE (9 wire)



Occasionally the need arises for an extended door wrap. Markar meets this need with the HG322. All the features of the HG305 Hinge/Guard plus 2" extensions.



Door Closed



Door Open 180°



# Markar HG323 Edge Mount Hinge Guard

## Standard Features

**Barrel Type Hinge**  
 .187" diameter Stainless Steel pin (rod)  
 Medical bearings  
 Stainless Steel end pins  
**Material**  
 Heavy-duty 14 gauge Stainless Steel  
**Finishes**  
 US32D Satin Stainless Steel (630)  
**Standards**  
 ANSI/BHMA Standard A156.26 Grade 1  
**Mounting Hardware**  
 Fasteners concealed when door is closed  
 Custom 12-24 x 1<sup>1</sup>/<sub>16</sub>" S.S Phillips Flat Head Undercut TEK Screws & 1/4-20 x 1<sup>5</sup>/<sub>8</sub>" Thru Bolt Stainless Steel

**Capacity**  
 Supports weights up to 600 lbs.  
 4'0" maximum door width  
**Standard Sizes**  
 6'8", 7'0", 7'2", 8'0", 10'0"  
**Hole Pattern**  
 Symmetrically templated  
**Handing**  
 Not required for standard 7'0", 8'0" or 10'0". Specify handing for 6'8" and 7'2" and for most optional features

**Fire Rating**  
 3 hours- hollow metal doors  
 90 minutes- hollow metal and composite core wood fire doors  
 20 minutes- wood doors

 Classified in accordance with UL10C for positive pressure  
 Fire-rated label

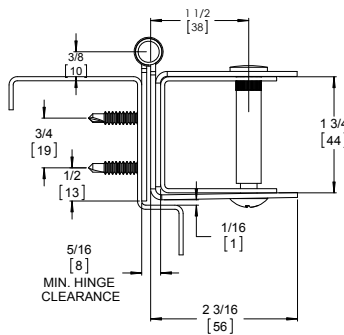
## Optional Features

**Finishes**  
 US32 Bright Stainless Steel (629)  
 Scratch-Resistant Powder Coated Paint  
**Fasteners**  
 Tamper-proof security screws

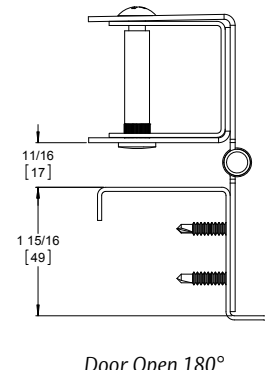
**Other Features**  
 Custom lengths- specify in inches  
 Custom hole pattern  
 Dutch door hinges - suffix "DDP"  
 Hospital tips - suffix "HT"  
 Raised barrel - suffix "RB"  
 Special sheared leaf

**Electrical Modifications**  
 Adjustable Monitoring Switch – suffix "AMS"  
 Current Transfer Prep – suffix "CTP"  
 Electrical Transfer Access Prep - suffix "ETAP"  
 ElectroLynx®  
 EL4 (4 wire), EL8 (8 wire), EL12 (12 wire)  
 PoE (9 wire)

This extended wrap model allows you to sandwich the door between two leaves of Stainless Steel and through bolt them together. It is ideal where doors have split and you want to save them.



Door Closed



Door Open 180°

**ASSA ABLOY**

The global leader in door opening solutions

800-824-3018 | [www.markar.com](http://www.markar.com)  
 Check the web site for the up-to-date catalog

Copyright © 2015-2017, Pemko Manufacturing Co., an ASSA ABLOY Group company. All rights reserved. Reproduction in whole or in part without the express written permission of Pemko Manufacturing Co. is prohibited.

# Markar FM/SC325 Edge Mount Swing Clear Hinge

## Standard Features

Barrel Type Hinge  
 .187" diameter Stainless Steel pin (rod)  
 Medical bearings  
 Stainless Steel end pins  
 Material  
 Heavy-duty 14 gauge Stainless Steel  
 Finishes  
 US32D Satin Stainless Steel (630)  
 Standards  
 ANSI/BHMA Standard A156.26 Grade 1  
 Mounting Hardware  
 Fasteners concealed when door is closed  
 Custom 12-24 x 1<sup>1</sup>/<sub>16</sub>" S.S Phillips  
 Flat Head Undercut TEK Screws

Handing  
 Not required for standard 7'0", 8'0" or 10'0". Specify handing for 6'8" and 7'2" and for most optional features  
 Capacity  
 Supports weights up to 600 lbs.  
 4'0" maximum door width  
 Standard Sizes  
 6'8", 7'0", 7'2", 8'0", 10'0"  
 Hole Pattern  
 Symmetrically templated  
 Door Edge  
 Square hinge edge

Fire Rating  
 3 hours- hollow metal doors  
 90 minutes- hollow metal and composite core wood fire doors  
 20 minutes- wood doors



Classified in accordance with UL10C for positive pressure



Fire-rated label

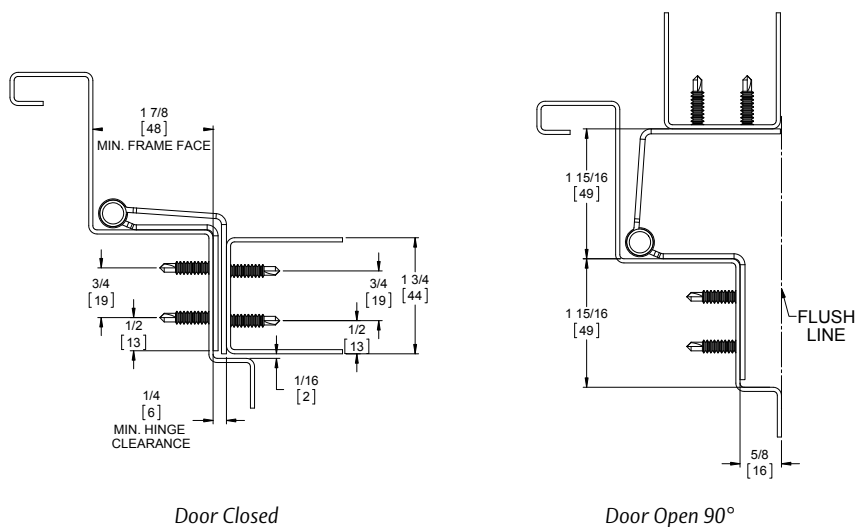
## Optional Features

Finish  
 US32 Bright Stainless Steel (629)  
 Scratch-Resistant Powder Coated Paint

Other Features  
 Custom lengths- specify in inches  
 Custom hole pattern  
 Dutch door hinges - suffix "DDP"  
 Hospital tips - suffix "HT"  
 Welded end pins

Electrical Modifications  
 Adjustable Monitoring Switch - suffix "AMS"  
 Current Transfer Prep - suffix "CTP"  
 (EL-EPT-SC Power Transfer Recommended)

This hinge is used to ensure that a door opened to a 90-degree angle is removed from the opening. This hinge will mount on a 1<sup>7</sup>/<sub>8</sub>" face, and is especially useful for ADA upgrade work.



800-824-3018 | [www.markar.com](http://www.markar.com)  
 Check the web site for the up-to-date catalog

Copyright © 2015-2017, Pemko Manufacturing Co., an ASSA ABLOY Group company. All rights reserved.  
 Reproduction in whole or in part without the express written permission of Pemko Manufacturing Co. is prohibited.

**ASSA ABLOY**

The global leader in door opening solutions

# Markar HG326 Swing Clear Adjustable Hinge Guard

## Standard Features

**Barrel Type Hinge**  
 .187" diameter Stainless Steel pin (rod)  
 Medical bearings  
 Stainless Steel end pins  
**Material**  
 Heavy-duty 14 gauge Stainless Steel  
**Finishes**  
 US32D Satin Stainless Steel (630)  
**Standards**  
 ANSI/BHMA Standard A156.26 Grade 1  
**Mounting Hardware**  
 Custom 12-24 x 1<sup>1</sup>/<sub>16</sub>" S.S Phillips Flat Head Undercut TEK Screws

**Capacity**  
 Supports weights up to 600 lbs.  
 4'0" maximum door width  
**Standard Sizes**  
 6'8", 7'0", 7'2", 8'0", 10'0"  
**Hole Pattern**  
 Symmetrically templated  
**Door Edge**  
 Square hinge edge  
 Recommend Adjust-A-Screw for beveled hinge edge  
**Handing**  
 Not required for standard 7'0", 8'0" or 10'0". Specify handing for 6'8" and 7'2" and for most optional features

**Fire Rating**  
 3 hours- hollow metal doors  
 90 minutes- hollow metal and composite core wood fire doors  
 20 minutes- wood doors



Classified in accordance with UL10C for positive pressure



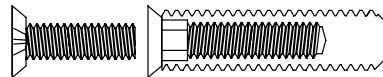
Fire-rated label

## Optional Features

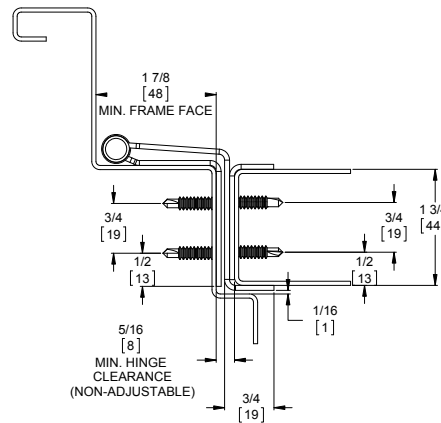
**Finishes**  
 US32 Bright Stainless Steel (629)  
 Scratch-Resistant Powder Coated Paint  
**Other Features**  
 Custom lengths- specify in inches  
 Custom hole pattern  
 Dutch door hinges- suffix "DDP"  
 Hospital tips - suffix "HT"  
 Welded end pins

**Fasteners**  
 Tamper-proof security screws  
 Adjust-A-Screw™ for correcting frame fit problems up to 3/8"

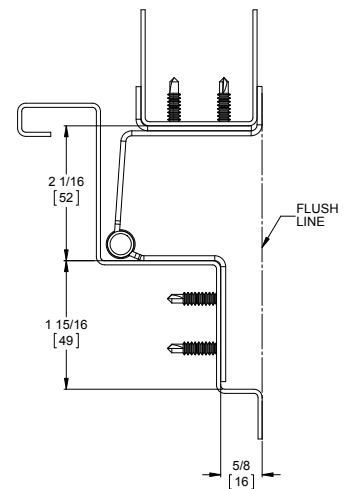
**Electrical Modifications**  
 Current Transfer Prep - suffix "CTP"  
 (EL-EPT-SC Power Transfer Recommended)



The incorporated edge guard protects the door from unsightly dents and gouges while also protecting the hinge from vandalism.



Door Closed



Door Open 90°

**ASSA ABLOY**

The global leader in door opening solutions

800-824-3018 | [www.markar.com](http://www.markar.com)  
 Check the web site for the up-to-date catalog

Copyright © 2015-2017, Pemko Manufacturing Co., an ASSA ABLOY Group company. All rights reserved. Reproduction in whole or in part without the express written permission of Pemko Manufacturing Co. is prohibited.

# Markar FM327 Edge Mount Safety Hinge

## Standard Features

Barrel Type Hinge  
 .187" diameter Stainless Steel pin (rod)  
 Medical bearings  
 Stainless Steel end pins  
 Material  
 Heavy-duty 14 gauge Stainless Steel  
 Finishes  
 US32D Satin Stainless Steel (630)  
 Standards  
 ANSI/BHMA Standard A156.26 Grade 1  
 Mounting Hardware  
 Custom 12-24 x 1<sup>1</sup>/<sub>16</sub>" S.S Phillips Flat  
 Head Undercut TEK Screws

Capacity  
 Supports weights up to 600 lbs.  
 4'0" maximum door width  
 Standard Sizes  
 6'8", 7'0", 7'2", 8'0", 10'0"  
 Hole Pattern  
 Symmetrically templated  
 Handing  
 Not required for standard 7'0", 8'0"  
 or 10'0". Specify handing for 6'8" and  
 7'2" and for most optional features  
 Door Edge  
 Square hinge edge

Fire Rating  
 This hinge is not fire rated

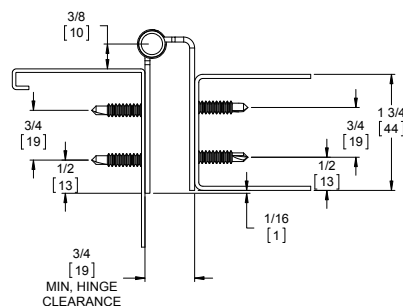
## Optional Features

Finishes  
 US32 Bright Stainless Steel (629)  
 Scratch-Resistant Powder Coated Paint

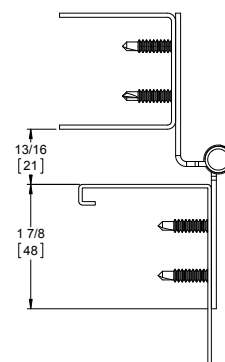
Other Features  
 Custom lengths- specify in inches  
 Custom hole pattern  
 Dutch door hinges - suffix "DDP"  
 Welded end pins

Fasteners  
 Tamper-proof security screws

This unique design prevents small fingers from getting pinched in the door. It is ideal for elementary schools, day care, childcare, and nursing home facilities. This full-length continuous pin & barrel hinge also provides privacy by blocking sight lines into rooms. The hinge must be used with a cased open type frame.



Door Closed



Door Open 180°

# Markar HG329 Swing Clear Hinge Guard for Square Edge Door

## Standard Features

**Barrel Type Hinge**  
 .187" diameter Stainless Steel pin (rod)  
**Medical bearings**  
 Stainless Steel end pins  
**Material**  
 Heavy-duty 14 gauge Stainless Steel  
**Finishes**  
 US32D Satin Stainless Steel (630)  
**Standards**  
 ANSI/BHMA Standard A156.26 Grade 1  
**Mounting Hardware**  
 Fasteners concealed when door is closed  
 Custom 12-24 x 11/16" S.S Phillips Flat Head Undercut TEK Screws

**Capacity**  
 Supports weights up to 600 lbs.  
 4'0" maximum door width  
**Standard Sizes**  
 6'8", 7'0", 7'2", 8'0", 10'0"  
**Door Edge**  
 Square hinge edge  
 For beveled hinge edge use HG326  
**Hole Pattern**  
 Symmetrically templated  
 Specify handing

**Fire Rating**  
 3 hours- hollow metal doors  
 90 minutes- hollow metal and composite core wood fire doors  
 20 minutes- wood doors



Classified in accordance with UL10C for positive pressure



Fire-rated label

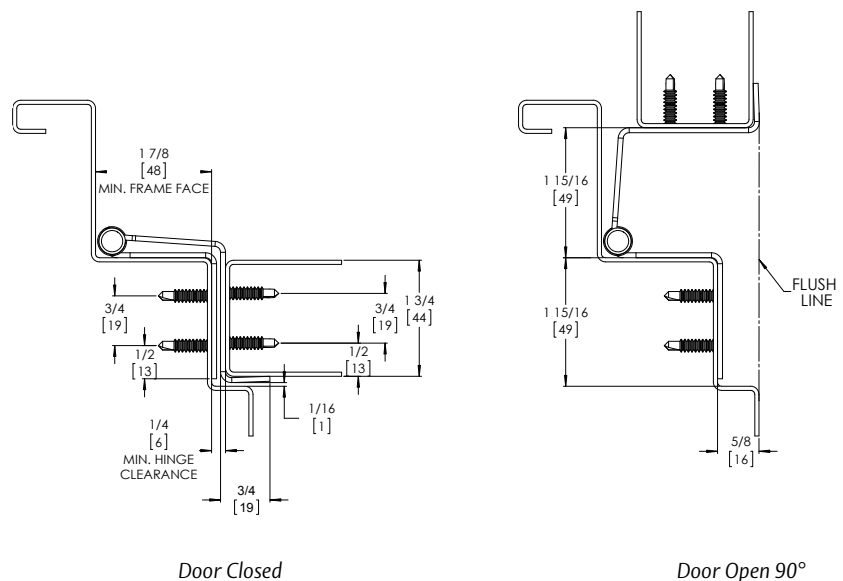
## Optional Features

**Finishes**  
 US32 Bright Stainless Steel (629)  
 Scratch-Resistant Powder Coated Paint

**Other Features**  
 Custom lengths- specify in inches  
 Custom hole pattern  
 Dutch door hinges- suffix "DDP"  
 Hospital tips - suffix "HT"  
 Welded end pins  
**Fasteners**  
 Tamper-proof security screws

**Electrical Modifications**  
 Adjustable Monitoring Switch - suffix "AMS"  
 Current Transfer Prep - suffix "CTP"  
 (EL-EPT-SC Power Transfer Recommended)

The incorporated edge guard protects the door from unsightly dents and gouges while also protecting the hinge from vandalism.



**ASSA ABLOY**

The global leader in door opening solutions

800-824-3018 | [www.markar.com](http://www.markar.com)  
 Check the web site for the up-to-date catalog

Copyright © 2015-2017, Pemko Manufacturing Co., an ASSA ABLOY Group company. All rights reserved. Reproduction in whole or in part without the express written permission of Pemko Manufacturing Co. is prohibited.

# Markar FM338 Edge Mount Hinge (1<sup>3</sup>/<sub>8</sub>" Thick Door)

## Standard Features

**Barrel Type Hinge**  
 .187" diameter Stainless Steel pin (rod)  
 Medical bearings  
 Stainless Steel end pins  
**Material**  
 Heavy-duty 14 gauge Stainless Steel  
**Finishes**  
 US32D Satin Stainless Steel (630)  
**Standards**  
 ANSI/BHMA Standard A156.26 Grade 1  
**Hole Pattern**  
 Symmetrically templated

**Mounting Hardware**  
 Fasteners concealed when door is closed  
 Custom 12-24 x 1<sup>1</sup>/<sub>16</sub>" S.S Phillips Flat Head Undercut TEK Screws  
**Capacity**  
 Supports weights up to 300 lbs.  
 4'0" maximum door width  
**Standard Sizes**  
 6'8", 7'0", 7'2", 8'0", 10'0"  
**Handing**  
 Handing not required on standard hinges. Specify handing when ordering a hinge with modification

**Fire Rating**  
 3 hours- hollow metal doors  
 90 minutes- hollow metal and composite core wood fire doors  
 20 minutes- wood doors



Classified in accordance with UL10C for positive pressure



Fire-rated label

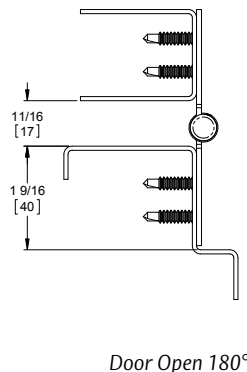
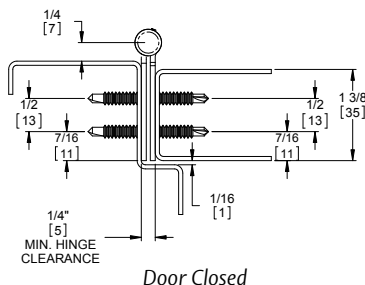
## Optional Features

**Finishes**  
 Scratch-Resistant Powder Coated Paint  
**Fasteners**  
 Tamper-proof security screws

**Other Features**  
 Custom lengths- specify in inches  
 Custom hole pattern  
 Dutch door hinges- suffix "DDP"  
 Hospital tips - suffix "HT"  
 Raised barrel - suffix "RB"  
 Welded end pins  
 Security studs

**Electrical Modifications**  
 Adjustable Monitoring Switch - suffix "AMS"  
 Electrical Transfer Access Prep - suffix "ETAP"  
 ElectroLynx®  
 EL4 (4 wire), EL8 (8 wire), EL12 (12 wire)  
 PoE (9 wire)

This edge-mounted pin & barrel hinge is used on many of today's high traffic, high abuse doors. This hinge is designed to work with 1<sup>3</sup>/<sub>8</sub>" thick doors






# Markar FM344 Edge Mount Hinge


## Standard Features

**Barrel Type Hinge**  
 .187" diameter Stainless Steel pin (rod)  
 Medical bearings  
 Stainless Steel end pins  
**Material**  
 Heavy-duty 14 gauge Stainless Steel  
**Finishes**  
 US32D Satin Stainless Steel (630)  
**Standards**  
 ANSI/BHMA Standard A156.26 Grade 1  
**Hole Pattern**  
 Symmetrically templated

**Mounting Hardware**  
 Fasteners concealed when door is closed  
 Custom 12-24 x 1 1/16" S.S Phillips Flat Head Undercut TEK Screws  
**Capacity**  
 Supports weights up to 300 lbs.  
 4'0" maximum door width  
**Standard Sizes**  
 6'8", 7'0", 7'2", 8'0", 10'0"  
**Handing**  
 Handing not required on standard hinges. Specify handing when ordering a hinge with modification

**Fire Rating**  
 3 hours- hollow metal doors  
 90 minutes- hollow metal and composite core wood fire doors  
 20 minutes- wood doors

 Classified in accordance with UL10C for positive pressure

 Fire-rated label

**Windstorm**  
 Evaluated in accordance with TAS 201-94, TAS 202-94, TAS 203-94, ASTM E330, ASTM E1886, ASTM E1996 and ANSI A250.13

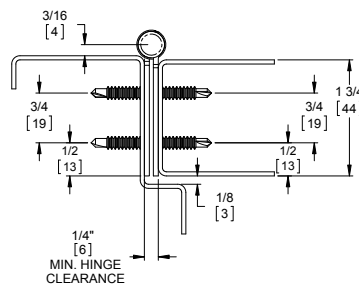
## Optional Features

**Finishes**  
 Scratch-Resistant Powder Coated Paint  
**Fasteners**  
 Tamper-proof security screws

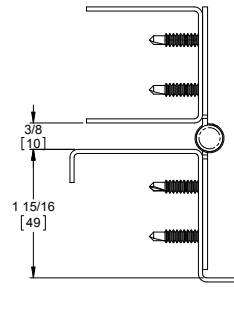
**Other Features**  
 Custom lengths- specify in inches  
 Custom hole pattern  
 Dutch door hinges- suffix "DDP"  
 Hospital tips - suffix "HT"  
 Raised barrel - suffix "RB"  
 Welded end pins  
 Security studs

**Electrical Modifications**  
 Adjustable Monitoring Switch - suffix "AMS"  
 Current Transfer Prep - suffix "CTP"  
 Electrical Transfer Access Prep - suffix "ETAP"  
 ElectroLynx®  
 EL4 (4 wire), EL8 (8 wire), EL12 (12 wire)  
 PoE (9 wire)

This edge-mounted pin & barrel hinge is used on many of today's high traffic, high abuse doors. This hinge is great for 1 3/4" thick door where the hinge barrel is close to the frame and door face



Door Closed



Door Open 180°

**ASSA ABLOY**

The global leader in door opening solutions

800-824-3018 | [www.markar.com](http://www.markar.com)  
 Check the web site for the up-to-date catalog

Copyright © 2015-2017, Pemko Manufacturing Co., an ASSA ABLOY Group company. All rights reserved. Reproduction in whole or in part without the express written permission of Pemko Manufacturing Co. is prohibited.

# Markar EG308 Adjustable Edge Guard

## Standard Features

**Material**  
Heavy-duty 16 gauge stainless steel

**Finishes**  
US32D Satin Stainless Steel (630)

**Mounting Hardware**  
Fasteners concealed when door is closed

Included fasteners are:  
Custom 12-24 x 1 1/16" S.S Phillips Flat Head Undercut TEK Screws  
Custom 12-24 x 1 1/2" S.S. Phillips Flat Head Particle Board Screws

**Standard Sizes**  
6'8", 7'0", 7'2", 8'0", 10'0"

**Door Edge**  
Specify square or beveled edge when ordering (beveled edge standard)

**Fire Rating**  
3 hours- hollow metal doors  
90 minutes- hollow metal and composite  
20 minutes- wood doors



**Fire-rated label**

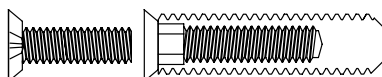
MAY NOT APPLY TO ALL WOOD DOORS. PLEASE CONSULT FACTORY FOR SPECIFIC WOOD DOOR APPLICATIONS.

## Optional Features

**Finish**  
US32 Bright Stainless Steel (629)  
Scratch-Resistant Powder Coated Paint

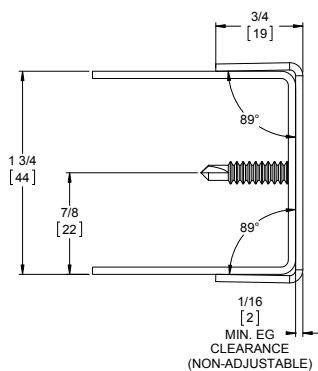
**Hardware Cutouts**  
(Edge Guard order form must be filled out)  
Flush bolts  
ASA strike  
Deadlock strike and latch  
86 edge  
Hospital latch  
161 cutout

**Fasteners**  
Tamper-proof security screws  
Adjust-A-Screw™ for correcting frame fit problems up to 3/8"

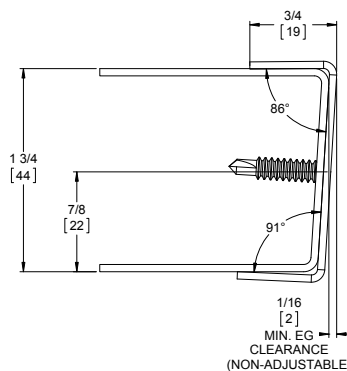


**Other Features**  
Custom lengths - specify in inches  
Staggered hole pattern for lead lined doors  
Custom cutouts  
Dutch door application - suffix "DDP"

This fire-labeled edge guard is used in conjunction with the HG305 Hinge/Guard for a balanced aesthetic look. It also provides protection for the leading edge of the door.



Square edge door



Bevel edge door

# Markar EGC308 Single Return Edge Guard

## Standard Features

**Material**  
Heavy-duty 16 gauge stainless steel

**Finishes**  
US32D Satin Stainless Steel (630)

**Mounting Hardware**  
Fasteners concealed when door is closed  
Included fasteners are:  
Custom 12-24 x 1 1/16" S.S Phillips Flat Head Undercut TEK Screws  
Custom 12-24 x 1 1/2" S.S. Phillips Flat Head Particle Board Screws

**Standard Sizes**  
6'8", 7'0", 7'2", 8'0", 10'0"

**Door Edge**  
Specify square or beveled edge when ordering (beveled edge standard)

**Fire Rating**  
3 hours- hollow metal doors  
90 minutes- hollow metal and composite  
20 minutes- wood doors



Fire-rated label

MAY NOT APPLY TO ALL WOOD DOORS. PLEASE CONSULT FACTORY FOR SPECIFIC WOOD DOOR APPLICATIONS.

## Optional Features

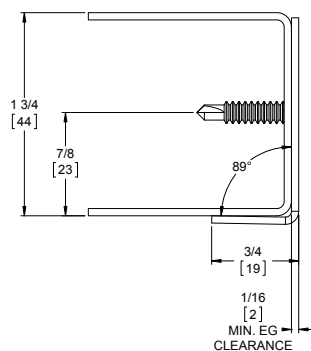
**Finish**  
US32 Bright Stainless Steel (629)  
Scratch-Resistant Powder Coated Paint

**Hardware Cutouts**  
(Edge Guard order form must be filled out)  
Flush bolts  
ASA strike  
Deadlock strike and latch  
86 edge  
Hospital latch  
161 cutout

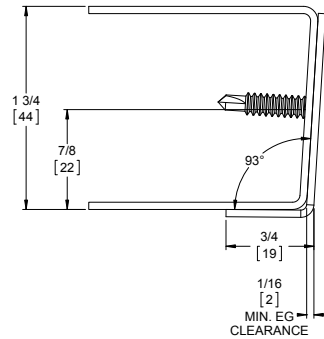
**Fasteners**  
Tamper-proof security screws

**Other Features**  
Custom lengths - specify in inches  
Staggered hole pattern for lead lined doors  
Custom cutouts  
Dutch door application - suffix "DDP"

This fire-labeled edge guard works with the HG315 Hinge/Guard. It provides protection to the leading edge of the door, while maintaining the door's aesthetic appearance in the closed position.



Square edge door



Bevel edge door

**ASSA ABLOY**

The global leader in door opening solutions

800-824-3018 | [www.markar.com](http://www.markar.com)

Check the web site for the up-to-date catalog

Copyright © 2015-2017, Pemko Manufacturing Co., an ASSA ABLOY Group company. All rights reserved. Reproduction in whole or in part without the express written permission of Pemko Manufacturing Co. is prohibited.

# Markar EGT308 Adjustable Edge Guard with Astragal

## Standard Features

**Material**  
Heavy-duty 16 gauge stainless steel

**Finishes**  
US32D Satin Stainless Steel (630)

**Mounting Hardware**  
Fasteners concealed when door is closed  
Included fasteners are:  
Custom 12-24 x 1<sup>1</sup>/<sub>16</sub>" S.S Phillips Flat Head Undercut TEK Screws  
Custom 12-24 x 1<sup>1</sup>/<sub>2</sub>" S.S. Phillips Flat Head Particle Board Screws

**Standard Sizes**  
6'8", 7'0", 7'2", 8'0", 10'0"

**Door Edge**  
Specify square or beveled edge when ordering (beveled edge standard)

**Fire Rating**  
3 hours- hollow metal doors  
90 minutes- hollow metal and composite  
20 minutes- wood doors



**Fire-rated label**

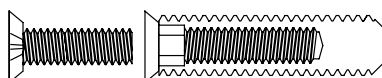
MAY NOT APPLY TO ALL WOOD DOORS. PLEASE CONSULT FACTORY FOR SPECIFIC WOOD DOOR APPLICATIONS.

## Optional Features

**Finish**  
US32 Bright Stainless Steel (629)  
Scratch-Resistant Powder Coated Paint

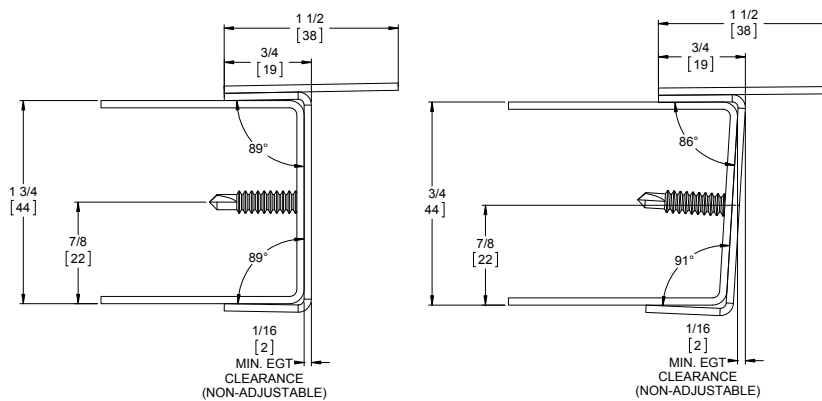
**Hardware Cutouts**  
(Edge Guard order form must be filled out)  
Flush bolts  
ASA strike  
Deadlock strike and latch  
86 edge  
Hospital latch  
161 cutout

**Fasteners**  
Tamper-proof security screws  
Adjust-A-Screw™ for correcting frame fit problems up to 3/8"



**Other Features**  
Custom lengths - specify in inches  
Staggered hole pattern for lead lined doors  
Custom cutouts  
Dutch door application - suffix "DDP"  
Lead lined astragal with 4 lbs. lead lining - suffix "LL"

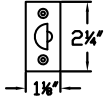
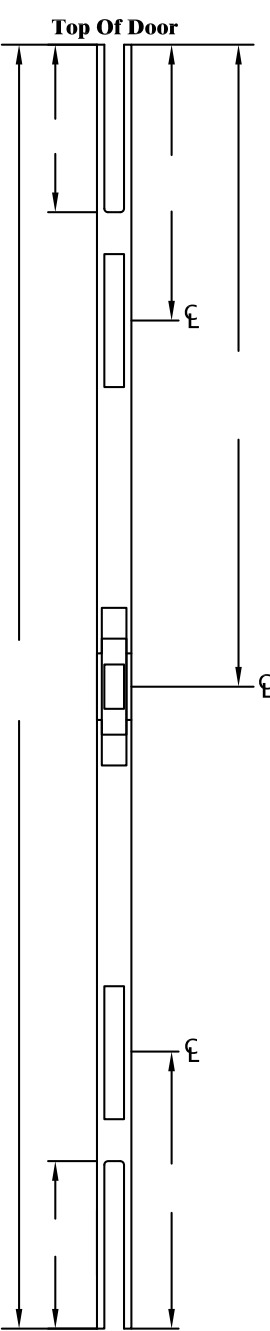



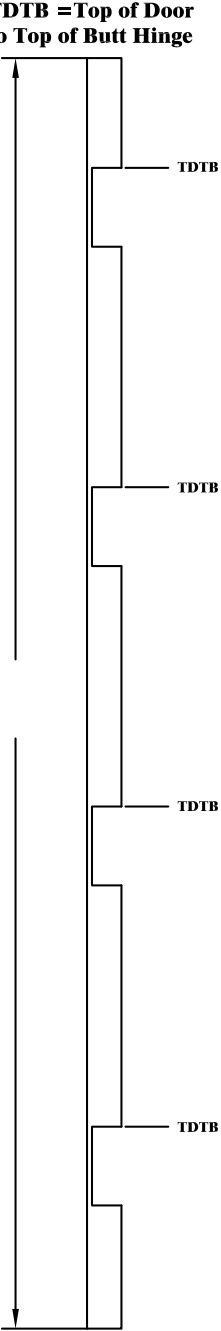
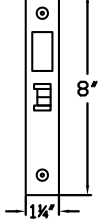
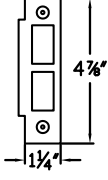
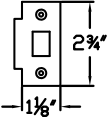
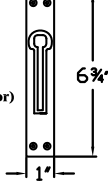
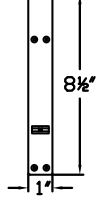
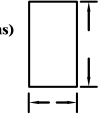
The integral overlapping astragal of the EGT308 provides additional security by protecting the latch protector. It is ideal for exterior pairs of doors or doors that require added protection from vandalism.



Square edge door

Bevel edge door

# Markar Edge Guard Order Form

<input type="checkbox"/> <b>161 Latch Bolt</b> Auto Flush Bolts 	<p><b>Top Of Door</b></p> 	<input type="checkbox"/> For use on 1 3/4" door <input type="checkbox"/> For use on 1 7/8" door <input type="checkbox"/> For use on ____" door  <input type="checkbox"/> EG308  <input type="checkbox"/> EGT308  <input type="checkbox"/> EGC308   <b>QUANTITY:</b> _____  <u>DOOR EDGE</u> <input type="checkbox"/> BEVEL (standard if not specified) <input type="checkbox"/> SQUARE  <u>HANDING</u> <input type="checkbox"/> LH/ RHR ACTIVE <input type="checkbox"/> RH/LHR ACTIVE <input type="checkbox"/> LH/RHR INACTIVE <input type="checkbox"/> RH/LHR INACTIVE  <u>Butt Hinge Size</u> <input type="checkbox"/> 4 1/2" x 4 1/2" <input type="checkbox"/> 5" x 5" <input type="checkbox"/> Custom  <u>DOOR TAG INFO</u> _____ _____ _____ _____ _____ <u>Special Instructions</u> _____ _____ _____ _____ _____	<p><b>TDTB = Top of Door to Top of Butt Hinge</b></p> 
<input type="checkbox"/> <b>86 Mortise Lock</b> 			
<input type="checkbox"/> <b>ASA Strike</b> 			
<input type="checkbox"/> <b>161 Strike</b> 			
<input type="checkbox"/> <b>Manual Flush Bolt</b> Auto Flush Bolt (Hollow Metal Door) 			
<input type="checkbox"/> <b>Auto Flush Bolt</b> (Wood Door) <small>***REMAINING SUPPORT STRIP CAN BE REMOVED AT THE CUSTOMER DISCRETION IF NEEDED***</small> 			
<input type="checkbox"/> <b>Custom</b> (Specify Dimensions) Lead-time will vary 			
<input type="checkbox"/> <b>Fire Bolt</b> (Specify Hole Size) _____			
Customer: _____ P.O. No. _____		I, THE UNDERSIGNED, APPROVE THE DESIGN AND DIMENSIONS AS SHOWN ON THIS PRINT, AND AUTHORIZE THE FABRICATION OF THESE EDGE GUARDS AS INDICATED. Signed: _____	

phone: 800 824-3018  
fax: 800 243-3656

4226 Transport Street  
Ventura, CA 93003 USA

5535 Distribution Drive  
Memphis, TN 38141 USA

information@markar.com  
www.markar.com

**ASSA ABLOY**

The global leader in door opening solutions

800-824-3018 | www.markar.com  
Check the web site for the up-to-date catalog

Copyright © 2015-2017, Pemko Manufacturing Co., an ASSA ABLOY Group company. All rights reserved. Reproduction in whole or in part without the express written permission of Pemko Manufacturing Co. is prohibited.

# Markar 200 Series Carbon Steel Pin & Barrel Continuous Hinges

## Short Form Architectural Specification:

Continuous hinges shall be full height piano-type hinge providing full height door support.

- Supports weights up to 600 lbs. 4'0" maximum door width
- Material to be 14 gauge 1012 carbon steel
- .187" diameter stainless steel pin (rod)
- Each knuckle 2", including nylon bearing at each separation for a quiet, smooth, self-lubricating operation
- Finish: Zinc Plated  
Optional Finish: Scratch-Resistant Powder Coated Paint
- All hinges shall be furnished with manufacturer's recommended hardware pack per specific model application
- Must use undercut head screws
- Must be able to carry Warnock Hersey Int. or UL fire rated doors and frames up to 3 hours
- Hinges shall meet ANSI/BHMA Standard A 156.26 Grade 1
- Symmetrically templated hole pattern



NOTE: 25-Year Warranty on all Continuous Hinges  
NOTE: Fire label for doors and frames should be placed on the header and top rail of fire rated doors and frames

## Markar FM200 Edge Mount Hinge

### Standard Features

**Barrel Type Hinge**  
.187" diameter stainless steel pin (rod)  
Medical bearings  
Stainless steel end pins  
**Material**  
Heavy-duty 14 gauge 1012 carbon steel  
**Finishes**  
Zinc Plated  
**Standards**  
ANSI/BHMA Standard A156.26 Grade 1

**Mounting Hardware**  
No exposed mounting fasteners  
Custom 12-24 x 1 1/16" S.S Phillips  
Flat Head Undercut TEK Screws  
**Capacity**  
Supports weights up to 600lbs.  
4'0" maximum door width  
**Standard Sizes**  
6'8", 7'0", 7'2", 8'0", 10'0"  
**Handing**  
Handing not required on standard hinges. Specify handing when ordering a hinge with modification

**Fire Rating**  
3 hours- hollow metal doors  
90 minutes- hollow metal and composite core wood fire doors  
20 minutes- wood doors  
 Classified in accordance with UL10C for positive pressure  
 Fire-rated label  
**Windstorm**  
Evaluated in accordance with TAS 201-94, TAS 202-94, TAS 203-94, ASTM E330, ASTM E1886, ASTM E1996 and ANSI A250.13

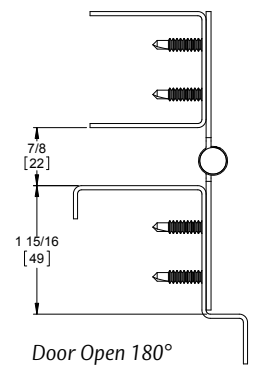
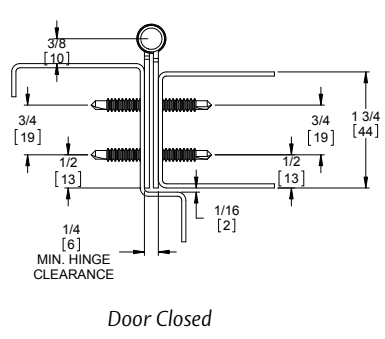
### Optional Features

**Finish**  
Scratch-Resistant Powder Coated Paint  
**Fasteners**  
Tamper-proof security screws

**Other Features**  
Custom lengths - specify in inches  
Custom hole pattern  
Dutch door hinges - suffix "DDP"  
Hospital tips - suffix "HT"  
Raised barrel - suffix "RB"

**Electrical Modifications**  
Current Transfer Prep (frame leaf only) - suffix "CTP"  
ElectroLynx®  
EL4 (4 wire), EL8 (8 wire), EL12 (12 wire)  
PoE (9 wire)

This edge-mounted pin & barrel hinge is used on many traffic, high abuse interior doors. The hinge works well in locations that used anchor hinges, pivot reinforced hinges, or thrust pivot unit and hinge sets. This hinge saves on special door and frame preparation charges. It can be used on both fire labeled and non-labeled openings.



800-824-3018 | www.markar.com  
Check the web site for the up-to-date catalog

Copyright © 2015-2017, Pemko Manufacturing Co., an ASSA ABLOY Group company. All rights reserved.  
Reproduction in whole or in part without the express written permission of Pemko Manufacturing Co. is prohibited.

**ASSA ABLOY**

The global leader in door opening solutions



# Markar FS201 1/8" Inset Full Surface Hinge

## Standard Features

**Barrel Type Hinge**  
 .187" diameter stainless steel pin (rod)  
 Medical bearing  
 Stainless steel end pins  
**Material**  
 Heavy-duty 14 gauge 1012 carbon steel  
**Finishes**  
 Zinc Plated  
**Standards**  
 ANSI/BHMA Standard A156.26 Grade 1  
**Mounting Hardware**  
 No exposed mounting fasteners  
 1/4-14 x 3/4 Security TORX TEK Screws

**Capacity**  
 Supports weights up to 600lbs.  
 4'0" maximum door width  
**Standard Sizes**  
 6'8", 7'0", 7'2", 8'0", 10'0"  
**Handing**  
 Not required for standard 7'0", 8'0" or 10'0". Specify handing for 6'8" and 7'2" and for most optional features

**Fire Rating**  
 3 hours- hollow metal doors  
 90 minutes- hollow metal and composite core wood fire doors  
 20 minutes- wood doors

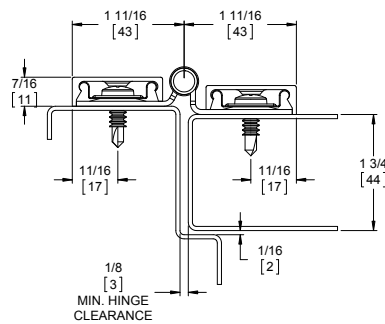
 Classified in accordance with UL10C for positive pressure  
 Fire-rated label

## Optional Features

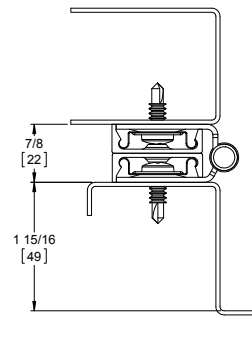
**Finish**  
 Scratch-Resistant Powder Coated Paint  
**Fasteners**  
 1 5/8" S.S. sleeve bolts  
 Tamper-proof security screws

**Other Features**  
 Custom lengths - specify in inches  
 Custom hole pattern  
 Dutch door hinges - suffix "DDP"  
 Hospital tips - suffix "HT"  
 Lead-lined cover with 4 lbs. lead lining - suffix "LL"

This surface-mounted pin & barrel continuous hinge can be used to repair and replace existing hinges on both fire-labeled and non-labeled doors that have very tight clearances. The hinge has a built-in 1/8" inset to assist in weather seal and sound barrier areas.



Door Closed



Door Open 180°

**ASSA ABLOY**

The global leader in door opening solutions

800-824-3018 | [www.markar.com](http://www.markar.com)  
 Check the web site for the up-to-date catalog

Copyright © 2015-2017, Pemko Manufacturing Co., an ASSA ABLOY Group company. All rights reserved. Reproduction in whole or in part without the express written permission of Pemko Manufacturing Co. is prohibited.



# Markar FS202 Full Surface Flush Mount Hinge

## Standard Features

Barrel Type Hinge  
 .187" diameter stainless steel pin (rod)  
 Medical bearing  
 Stainless steel end pins  
 Material  
 Heavy-duty 14 gauge 1012 carbon steel  
 Finishes  
 Zinc Plated  
 Standards  
 ANSI/BHMA Standard A156.26 Grade 1  
 Mounting Hardware  
 No exposed mounting fasteners  
 1/4-14 x 3/4 Security TORX  
 TEK Screws

Capacity  
 Supports weights up to 600lbs.  
 4'0" maximum door width  
 Standard Sizes  
 6'8", 7'0", 7'2", 8'0", 10'0"  
 Decorative Fastener Covers  
 Aluminum  
 Handing  
 Not required for standard 7'0",  
 8'0" or 10'0". Specify handing  
 for 6'8" and 7'2" and for most  
 optional features

Fire Rating  
 3 hours- hollow metal doors  
 90 minutes- hollow metal and  
 composite core wood fire doors  
 20 minutes- wood doors



Classified in accordance  
 with UL10C for positive  
 pressure

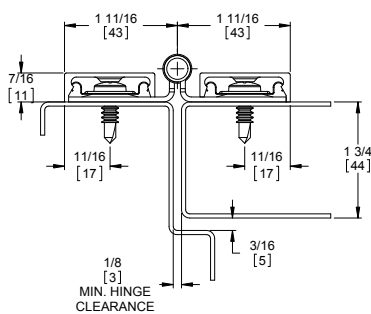
Fire-rated label

## Optional Features

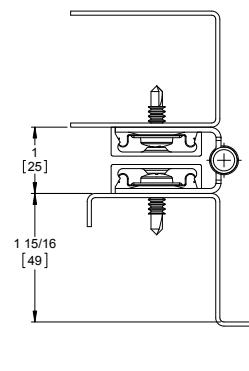
Finish  
 Scratch-Resistant Powder Coated Paint  
 Fasteners  
 1 5/8" S.S. sleeve bolts  
 Tamper-proof security screws

Other Features  
 Custom lengths - specify in inches  
 Custom hole pattern  
 Dutch door hinges - suffix "DDP"  
 Hospital tips - suffix "HT"  
 Lead-lined cover with 4 lbs. lead  
 lining - suffix "LL"

For flush doors. This surface-mounted pin & barrel continuous hinge can be used to repair and replace existing hinges on both fire-labeled and non-labeled doors that have very tight clearances.



Door Closed



Door Open 180°

# Markar HS203 Half Surface

## Standard Features

**Barrel Type Hinge**  
 .187" diameter stainless steel pin (rod)  
 Medical bearings  
 Stainless steel end pins

**Material**  
 Heavy-duty 14 gauge 1012 carbon steel  
 Cover - extruded aluminum

**Finishes**  
 Zinc Plated  
 Cover - Mill Finish

**Standards**  
 ANSI/BHMA Standard A156.26 Grade 1

**Mounting Hardware**  
 No exposed mounting fasteners  
 Custom 12-24 x 1<sup>1</sup>/<sub>16</sub>" S.S Phillips Flat Head  
 Undercut TEK Screws  
 1<sup>1</sup>/<sub>4</sub>-14 x 3<sup>3</sup>/<sub>4</sub> Security TORX TEK Screws


**Capacity**  
 Supports weights up to 600lbs.  
 4'0" maximum door width


**Standard Sizes**  
 6'8", 7'0", 7'2", 8'0", 10'0"

**Hole Pattern**  
 Symmetrically templated

**Handing**  
 Not required for standard 7'0",  
 8'0" or 10'0". Specify handing  
 for 6'8" and 7'2" and for most  
 optional features

**Fire Rating**  
 3 hours- hollow metal doors  
 90 minutes- hollow metal and  
 composite  
 20 minutes- wood doors

 Classified in accordance  
 with UL10C for positive  
 pressure

 Fire-rated label

## Optional Features

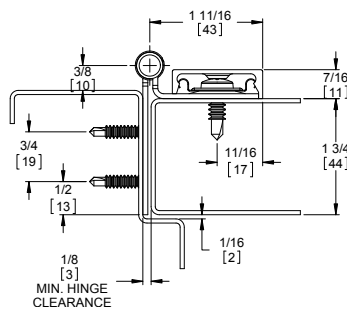
**Finishes**  
 Scratch-Resistant Powder Coated Paint

**Fasteners**  
 1<sup>3</sup>/<sub>8</sub>" steel sleeve bolts  
 Tamper-proof security screws

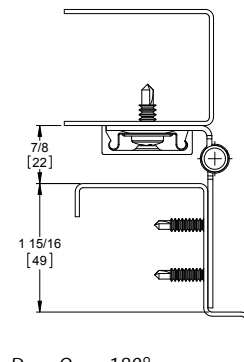
**Other Features**  
 Custom lengths - specify in inches  
 Custom hole pattern  
 Dutch door hinges - suffix "DDP"  
 Hospital tips - suffix "HT"  
 Raised barrel - suffix "RB"  
 Lead-lined cover with 4 lbs. lead  
 lining - suffix "LL"

**Electrical Modifications**  
 Current Transfer Prep (frame leaf only)  
 - suffix "CTP"

This half-surface pin & barrel continuous hinge can be used to repair and replace existing hinges on both fire-labeled and non-labeled openings. The hinge fits into the gap left after standard butt hinges are removed. It can assist in reversing the handing of a door, or to reverse the swing of a door hung in an evenly-rabbetted frame. (Please contact the factory for instructions for unevenly-rabbetted frames.)



Door Closed



Door Open 180°

**ASSA ABLOY**

The global leader in  
 door opening solutions

800-824-3018 | [www.markar.com](http://www.markar.com)  
 Check the web site for the up-to-date catalog

Copyright © 2015-2017, Pemko Manufacturing Co., an ASSA ABLOY Group company. All rights reserved.  
 Reproduction in whole or in part without the express written permission of Pemko Manufacturing Co. is prohibited.

# Markar HM204 Half Mortise Hinge

## Standard Features

Barrel Type Hinge  
 .187" diameter stainless steel pin (rod)  
 Medical bearings  
 Stainless steel end pins  
 Material  
 Heavy-duty 14 gauge 1012 carbon steel  
 Cover - extruded aluminum  
 Finishes  
 Zinc Plated  
 Cover - Mill Finish  
 Standards  
 ANSI/BHMA Standard A156.26 Grade 1

Mounting Hardware  
 Fasteners concealed when door is closed  
 Custom 12-24 x 11/16" S.S Phillips Flat Head Undercut TEK Screws  
 1/4-14 x 3/4 Security TORX TEK Screws  
 Capacity  
 Supports weights up to 600lbs.  
 4'0" maximum door width  
 Standard Sizes  
 6'8", 7'0", 7'2", 8'0", 10'0"  
 Hole Pattern  
 Symmetrically templated

Handing  
 Not required for standard 7'0", 8'0" or 10'0". Handing required for 6'8" and 7'2" and for most optional features listed

Fire Rating  
 3 hours- hollow metal doors  
 90 minutes- hollow metal and composite  
 20 minutes- wood doors



Classified in accordance with UL10C for positive pressure



Fire-rated label

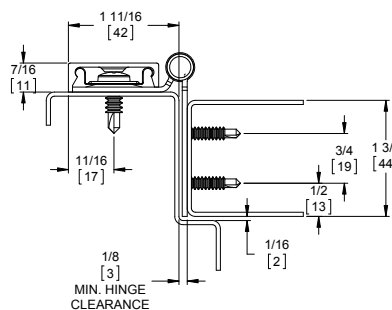
## Optional Features

Finishes  
 Scratch-Resistant Powder Coated Paint  
 Fasteners  
 Tamper-proof security screws

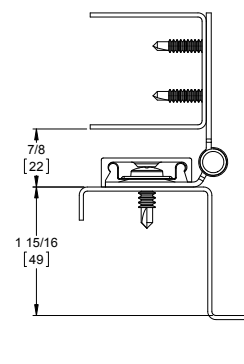
Other Features  
 Custom lengths- specify in inches  
 Custom hole pattern  
 Dutch door hinges- suffix "DDP"  
 Hospital tips - suffix "HT"  
 Raised barrel - suffix "RB"  
 Welded end pins

Electrical Modifications  
 Current Transfer Prep (door leaf only)  
 - suffix "CTP"

This pin & barrel type hinge is used on wooden doors to hide splits, chips and dents from traffic abuse. The surface mounted frame leaf allows for easy retrofit installation.



Door Closed



Door Open 180°

800-824-3018 | [www.markar.com](http://www.markar.com)  
 Check the web site for the up-to-date catalog

Copyright © 2015-2017, Pemko Manufacturing Co., an ASSA ABLOY Group company. All rights reserved.  
 Reproduction in whole or in part without the express written permission of Pemko Manufacturing Co. is prohibited.

**ASSA ABLOY**

The global leader in door opening solutions

# Markar 100 Series Aluminum Pin & Barrel Continuous Hinges

## Short Form Architectural Specification:

Continuous hinges shall be full height piano-type hinge providing full height door support.

- Supports weights up to 600 lbs. 4'0" maximum door width
- Material to be extruded aluminum 6063-T6 alloy
- .187" diameter stainless pin (rod)
- Each knuckle 2", including nylon bearing at each separation for a quiet, smooth, self-lubricating operation
- Finish: Clear Anodized (628), Dark Bronze Anodized (313)  
Optional Finish: Light Bronze Anodized (311), Black Anodized (315), Scratch-Resistant Powder Coated Paint. Other finishes available upon request.
- All hinges shall be furnished with manufacturer's recommended hardware pack per specific model application
- Exterior barrel diameter .515" (1/2")
- Material thickness less than .125"
- Material weight will be no less than 1.5 lbs. per foot
- Hinges shall meet ANSI/BHMA Standard A 156.26 Grade 2
- Symmetrically templated hole pattern

NOTE: 25-Year Warranty on all Continuous Pin & Barrel Hinges

## Markar FM100 Edge Mount Hinge

### Standard Features

Barrel Type Hinge  
.187" diameter stainless steel pin (rod)  
Medical bearings  
Aluminum end pins  
Material  
6063-T6 aluminum alloy  
Finishes  
Clear Anodized (628)  
Dark Bronze Anodized (313)

Standards  
ANSI/BHMA Standard A156.26 Grade 2  
Mounting Hardware  
Fasteners concealed when door is closed  
Custom 12-24 x 11/16" S.S Phillips Flat Head Undercut TEK Screws  
Capacity  
Supports weights up to 600lbs.  
4'0" maximum door width

Standard Sizes  
6'8", 7'0", 7'2", 8'0"  
Hole Pattern  
Symmetrically templated  
Handing  
Handing not required on standard hinges. Specify handing when ordering a hinge with modification  
Windstorm  
Evaluated in accordance with TAS 201-94, TAS 202-94, TAS 203-94, ASTM E330, ASTM E1886, ASTM E1996 and ANSI A250.13.

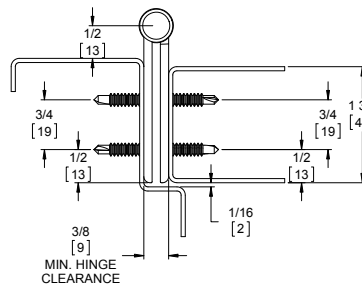
### Optional Features

Finishes  
Light Bronze Anodized (311)  
Black Anodized (315)  
Scratch-Resistant Powder Coated Paint

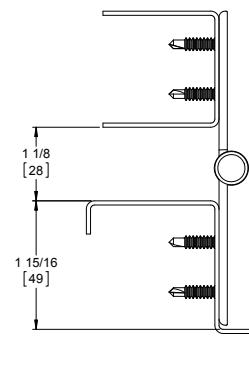
Other Features  
Custom lengths - specify in inches  
Custom hole pattern  
Dutch door hinges - suffix "DDP"  
Hospital tips - suffix "HT"

Electrical Modifications  
Current Transfer Prep - suffix "CTP"  
Electrical Transfer Access Prep - suffix "ETAP"  
ElectroLynx®  
EL4 (4 wire), EL8 (8 wire), EL12 (12 wire)  
PoE (9 wire)

This door-edge mounted aluminum pin & barrel type hinge is extruded using 30% more aluminum than most geared hinges, giving it exceptional strength and durability. This product is specified in lieu of pivots or butt hinges due to its unique design which distributes the weight of the door down the entire length of the hinge.



Door Closed



Door Open 180°

**ASSA ABLOY**

The global leader in door opening solutions

800-824-3018 | [www.markar.com](http://www.markar.com)

Check the web site for the up-to-date catalog

Copyright © 2015-2017, Pemko Manufacturing Co., an ASSA ABLOY Group company. All rights reserved. Reproduction in whole or in part without the express written permission of Pemko Manufacturing Co. is prohibited.

# Markar FS101 1/8" Inset Full Surface Hinge

## Standard Features

Barrel Type Hinge  
 .187" diameter stainless steel pin (rod)  
 Medical bearings  
 Aluminum end pins  
 Material  
 6063-T6 aluminum alloy  
 Finishes  
 Clear Anodized (628)  
 Dark Bronze Anodized (313)

Standards  
 ANSI/BHMA Standard A156.26 Grade 2  
 Mounting Hardware  
 No exposed mounting fasteners  
 1/4"-14 x 3/4" Security TORX TEK Screws  
 Capacity  
 Supports weights up to 600lbs.  
 4'0" maximum door width  
 Standard Sizes  
 6'8", 7'0", 7'2", 8'0"

Locking Security Covers  
 Brushed aluminum finish  
 Handing  
 Not required for standard 7'0" and 8'0". Handing required for 6'8" and 7'2" and for most optional features listed

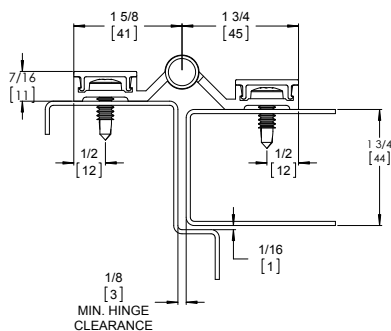
## Optional Features

Finishes  
 Light Bronze Anodized (311)  
 Black Anodized (315)  
 Scratch-Resistant Powder Coated Paint  
 Fasteners  
 1 5/8" aluminum sleeve bolts  
 Tamper-proof security screws

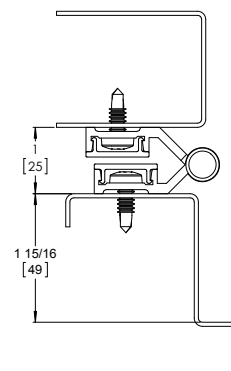
Other Features  
 Custom lengths - specify in inches  
 Custom hole pattern  
 Dutch door hinges - suffix "DDP"  
 Hospital tips - suffix "HT"  
 Lead lined cover with 4 lbs. lead lining - suffix "LL"

Electrical Modifications  
 Electrical Transfer Access Prep - suffix ETAP  
 ElectroLynx®  
 EL4 (4 wire), EL8 (8 wire), EL12 (12 wire)  
 PoE (9 wire)

This surface-mounted pin & barrel type continuous hinge is the correct hinge to solve door sag problems. The 1/8" inset allows perfect alignment for retrofitting hollow metal, wood or aluminum doors within the existing conditions - no need to readjust your weather-stripping!



Door Closed



Door Open 180°

# Markar FS102 Full Surface Flush Mount Hinge

## Standard Features

**Barrel Type Hinge**  
 .187" diameter stainless steel pin (rod)  
 Medical bearings  
 Aluminum end pins  
**Material**  
 6063-T6 aluminum alloy  
**Finishes**  
 Clear Anodized (628)  
 Dark Bronze Anodized (313)

**Standards**  
 ANSI/BHMA Standard A156.26 Grade 2  
**Mounting Hardware**  
 Fasteners concealed when door is closed  
 1/4"-14 x 3/4" Security TORX TEK Screws  
**Capacity**  
 Supports weights up to 600lbs.  
 4'0" maximum door width

**Standard Sizes**  
 6'8", 7'0", 7'2", 8'0"  
**Locking Security Covers**  
 Brushed aluminum finish  
**Handing**  
 Not required for standard 7'0" or 8'0".  
 Handing required for 6'8" and 7'0" and for most optional features listed

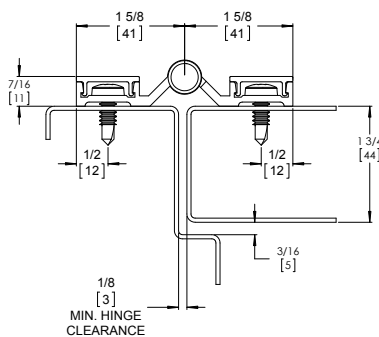
## Optional Features

**Finish**  
 Light Bronze Anodized (311)  
 Black Anodized (315)  
 Scratch-Resistant Powder Coated Paint  
**Fasteners**  
 1 5/8" aluminum sleeve bolts  
 Tamper-proof security screws

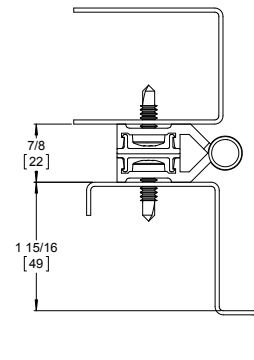
**Other Features**  
 Custom lengths - specify in inches  
 Custom hole pattern  
 Dutch door hinges - suffix "DDP"  
 Hospital tips - suffix "HT"  
 Lead lined cover with 4 lbs. lead lining - suffix "LL"

**Electrical Modifications**  
 Electrical Transfer Access Prep - suffix ETAP  
 ElectroLynx®  
 EL4 (4 wire), EL8 (8 wire), EL12 (12 wire)  
 PoE (9 wire)

For flush-mounted doors. This surface-mounted pin & barrel type continuous hinge is for flush-mounted doors for solving your door sag problems. This unit works well on all types of aluminum, wood and hollow metal door applications. The hinge also features tamper-resistant cover caps to prevent vandalism or break-ins.



Door Closed



Door Open 180°

**ASSA ABLOY**

The global leader in door opening solutions

800-824-3018 | [www.markar.com](http://www.markar.com)  
 Check the web site for the up-to-date catalog

Copyright © 2015-2017, Pemko Manufacturing Co., an ASSA ABLOY Group company. All rights reserved. Reproduction in whole or in part without the express written permission of Pemko Manufacturing Co. is prohibited.

# Markar HS103 Half Surface Hinge

## Standard Features

**Barrel Type Hinge**  
 .187" diameter stainless steel pin (rod)  
 Medical bearings  
 Aluminum end pins  
**Material**  
 6063-T6 aluminum alloy  
**Finishes**  
 Clear Anodized (628)  
 Dark Bronze Anodized (313)  
**Standards**  
 ANSI/BHMA Standard A156.26 Grade 2

**Mounting Hardware**  
 Fasteners concealed when door is closed  
 Custom 12-24 x 11/16" S.S Phillips Flat Head Undercut TEK Screws & 1/4"-14 x 3/4" Security TORX TEK Screws  
**Capacity**  
 Supports weights up to 600lbs.  
 4'0" maximum door width  
**Standard Sizes**  
 6'8", 7'0", 7'2", 8'0"

**Locking Security Covers**  
 Brushed aluminum finish  
**Handing**  
 Not required for standard 7'0" or 8'0". Specify handing for 6'8" and 7'2" and for most optional features

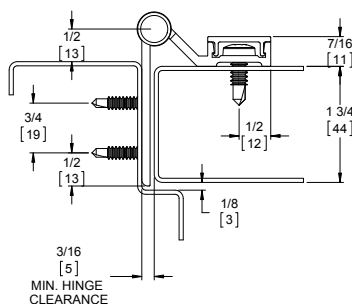
## Optional Features

**Finish**  
 Light Bronze Anodized (311)  
 Black Anodized (315)  
 Scratch-Resistant Powder Coated Paint  
**Fasteners**  
 1 5/8" aluminum sleeve bolts  
 Tamper-proof security screws

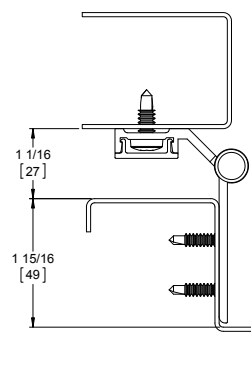
**Other Features**  
 Custom lengths- specify in inches  
 Custom hole pattern  
 Dutch door hinges- suffix "DDP"  
 Hospital tips - suffix "HT"  
 Lead lined cover with 1/16" lead lining - suffix "LL"

**Electrical Modifications**  
 Current Transfer Prep (frame leaf only) - suffix "CTP"  
 Electrical Transfer Access Prep - suffix ETAP  
 ElectroLynx®  
 EL4 (4 wire), EL8 (8 wire), EL12 (12 wire)  
 PoE (9 wire)

This half-surface aluminum pin & barrel hinge can be used to repair doors that need the frame reinforced. This hinge can also be used on openings that have too large a gap between the door and frame. The hinge is edge mounted on the frame and surface mounted on the door.



Door Closed



Door Open 180°

# Markar HM104 Half Mortise Hinge

## Standard Features

**Barrel Type Hinge**  
 .187" diameter stainless steel pin (rod)  
 Medical bearings  
 Aluminum pins  
**Material**  
 6063-T6 aluminum alloy  
**Finishes**  
 Clear Anodized (628)  
 Dark Bronze Anodized (313)  
**Standards**  
 ANSI/BHMA Standard A156.26 Grade 2

**Mounting Hardware**  
 Fasteners concealed when door is closed  
 Custom 12-24 x 11/16" S.S Phillips Flat Head Undercut TEK Screws & 1/4-14 x 3/4" Security TORX TEK Screws  
**Capacity**  
 Supports weights up to 600lbs.  
 4'0" maximum door width  
**Standard Sizes**  
 6'8", 7'0", 7'2", 8'0"

**Locking Security Covers**  
 Brushed aluminum finish  
**Handing**  
 Not required for standard 7'0" or 8'0". Specify handing for 6'8" and 7'2" and for most optional features

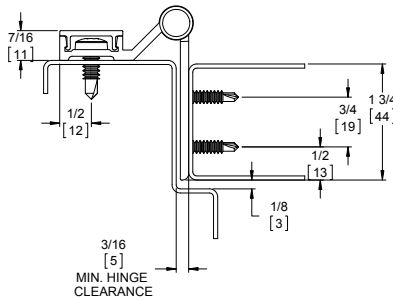
## Optional Features

**Finish**  
 Light Bronze Anodized (311)  
 Black Anodized (315)  
 Scratch-Resistant Powder Coated Paint  
**Fasteners**  
 1 5/8" aluminum sleeve bolts  
 Tamper-proof security screws

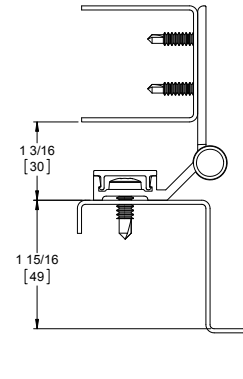
**Other Features**  
 Custom lengths - specify in inches  
 Custom hole pattern  
 Dutch door hinges - suffix "DDP"  
 Hospital tips - suffix "HT"

**Electrical Modifications**  
 Current Transfer Prep (door leaf only) - suffix "CTP"  
 Electrical Transfer Access Prep - suffix ETAP  
 ElectroLynx®  
 EL4 (4 wire), EL8 (8 wire), EL12 (12 wire)  
 PoE (9 wire)

This pin & barrel type hinge is used on wooden doors to hid splits, chips and dents from traffic abuse. The surface mounted frame leaf allows for easy installation.



Door Closed



Door Open 180°

**ASSA ABLOY**

The global leader in door opening solutions

800-824-3018 | [www.markar.com](http://www.markar.com)  
 Check the web site for the up-to-date catalog

Copyright © 2015-2017, Pemko Manufacturing Co., an ASSA ABLOY Group company. All rights reserved. Reproduction in whole or in part without the express written permission of Pemko Manufacturing Co. is prohibited.



# Markar HG105 Adjustable Hinge Guard

## Standard Features

Barrel Type Hinge  
 .187" diameter stainless steel pin (rod)  
 Medical bearings  
 Aluminum end pins  
 Material  
 6063-T6 aluminum alloy  
 Finishes  
 Clear Anodized (628)  
 Dark Bronze Anodized (313)  
 Standards  
 ANSI/BHMA Standard A156.26 Grade 2

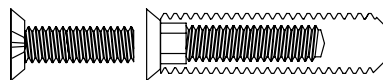
Mounting Hardware  
 No exposed mounting fasteners when door is closed  
 Custom 12-24 x <sup>11</sup>/<sub>16</sub>" S.S Phillips Flat Head Undercut TEK Screws  
 Capacity  
 Supports weights up to 600lbs.  
 4'0" maximum door width  
 Standard Sizes  
 6'8", 7'0", 7'2", 8'0"

Hole Pattern  
 Symmetrically templated  
 Handing  
 Not required for standard 7'0" or 8'0".  
 Handing required for 6'8" and 7'2" and for most optional features listed

## Optional Features

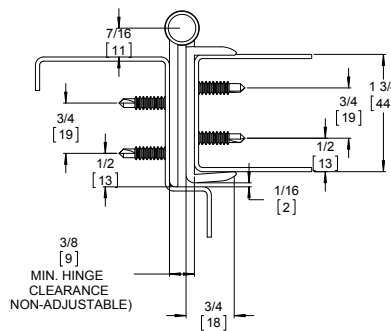
Finishes  
 Light Bronze Anodized (311)  
 Black Anodized (315)  
 Scratch-Resistant Powder Coated Paint  
 Other Features  
 Custom lengths - specify in inches  
 Custom hole pattern  
 Dutch door hinges - suffix "DDP"  
 Hospital tips - suffix "HT"

Fasteners  
 Tamper-proof security screws  
 Adjust-A-Screw™ for correcting frame fit problems up to <sup>3</sup>/<sub>8</sub>"

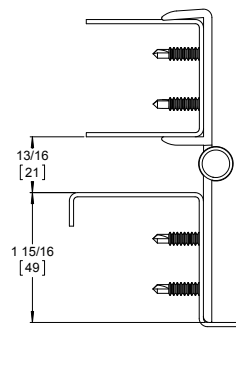


Electrical Modifications  
 Current Transfer Prep - suffix "CTP"  
 ElectroLynx®  
 EL4 (4 wire), EL8 (8 wire), EL12 (12 wire)  
 PoE (9 wire)

This pin & barrel edge-mounted hinge can be used in conjunction with automatically operated aluminum doors that have heavy cart traffic. Ideal for both commercial and institutional doors, shipping and receiving doors, as well as storefronts where door edge protection is critical.



Door Closed



Door Open 180°

800-824-3018 | [www.markar.com](http://www.markar.com)  
 Check the web site for the up-to-date catalog

Copyright © 2015-2017, Pemko Manufacturing Co., an ASSA ABLOY Group company. All rights reserved.  
 Reproduction in whole or in part without the express written permission of Pemko Manufacturing Co. is prohibited.

**ASSA ABLOY**

The global leader in  
 door opening solutions

# Markar EG108 Adjustable Edge Guard

## Standard Features

**Material**  
6063-T6 aluminum alloy

**Finishes**  
Clear Anodized (628)  
Dark Bronze Anodized (313)

**Standards**  
ANSI/BHMA Standard A156.26 Grade 2

**Mounting Hardware**  
Fasteners concealed when door is closed  
Custom 12-24 S.S Phillips Flat Head Undercut TEK Screws  
Custom 12-24 x 1 1/2" S.S. Phillips Flat Head Particle Board Screws

**Standard Sizes**  
6'8", 7'0", 7'2", 8'0"

**Hole Pattern**  
Symmetrically templated  
Non-handed

**Door Edge**  
Square edge

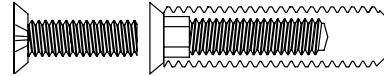
## Optional Features

**Finishes**  
Light Bronze Anodized (311)  
Black Anodized (315)  
Scratch-Resistant Powder Coated Paint

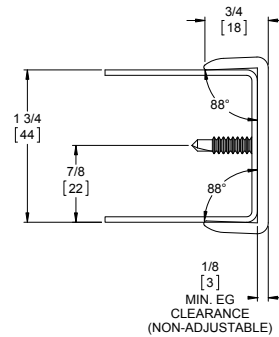
**Other Features**  
Custom lengths - specify in inches  
Custom cutouts  
Staggered hole pattern for lead lined doors  
Dutch door application - suffix "DDP"

**Hardware Cutouts**  
(Edge Guard order form must be filled out)  
Flush bolts  
ASA strike  
Deadlock strike and latch  
86 edge  
Hospital latch  
161 cutout

**Fasteners**  
Tamper-proof security screws  
Adjust-A-Screw™ for correcting frame fit problems up to 3/8"



This aluminum edge guard features a full wrap on the lock side of the door that prevents unsightly dents and gouges. When used in conjunction with the HG105 Hinge/Guard it provides a balanced, aesthetic look.



Door Closed

**ASSA ABLOY**

The global leader in door opening solutions

800-824-3018 | [www.markar.com](http://www.markar.com)  
Check the web site for the up-to-date catalog

Copyright © 2015-2017, Pemko Manufacturing Co., an ASSA ABLOY Group company. All rights reserved. Reproduction in whole or in part without the express written permission of Pemko Manufacturing Co. is prohibited.

# Markar 900 Series Spring Loaded Pin & Barrel Type Continuous Stainless Steel Hinges

## Short Form Architectural Specification:

Continuous hinges shall be full height piano-type hinge providing full height door support.

- Supports weights up to 80 lbs. 3'0" maximum door width
- Material to be 14 gauge stainless steel
- Patented .25" diameter 303 stainless steel self closing pin assembly
- Exterior barrel diameter .438" (7/16")
- Adjustable, tamper resistant Torx Head end caps
- Each knuckle 2", including split nylon bearing at each separation for a quiet, smooth, self-lubricating operation
- Finish: US32D Satin Stainless Steel (630)  
Optional Finish: US32 Bright Stainless Steel (629)
- Non-Handed
- All hinges shall be furnished with manufacturer's recommended hardware pack per specific model application
- Removable roll pin for spring loaded adjustment
- Symmetrically templated hole pattern

NOTE: 10-Year Warranty

## Markar FM900 Edge Mount

### Standard Features

Spring-Loaded Barrel Type Hinge  
 .25" diameter stainless steel pin with stainless steel spring mechanism  
 Torx tip cap to adjust spring tension  
 Split nylon bearings  
 Material  
 Heavy-duty 14 gauge stainless steel  
 Finishes  
 US32D Satin Stainless Steel (630)

Torx Adjusting Screw  
 Adjust tension on door to close tightly for out-swinging ADA compliance  
 Mounting Hardware  
 Custom 12-24 x 1 1/16" S.S Phillips Flat Head Undercut TEK Screws  
 Capacity  
 Close door weighing up to 80 lbs.

Sizes  
 54", 57"  
 Non-Handed  
 Use the same hinge for right- or left-handed doors  
 For Doors over 3'0" consult factory  
 USA patent no. 4823437  
 Canadian patent no. 1303804

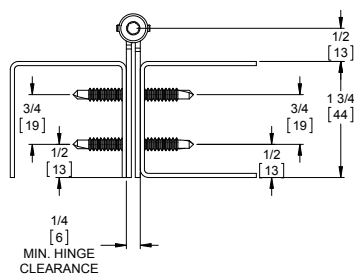
### Optional Features

Finishes  
 US32 Bright Stainless Steel (629)  
 Scratch-Resistant Powder Coated Paint

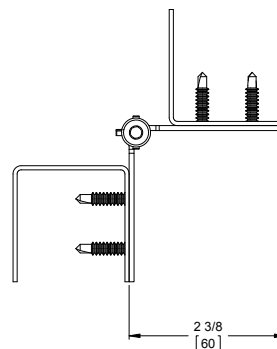
Fasteners  
 Tamper-proof security screws

Other Features  
 Custom lengths -Custom sizes 24" to 72" available  
 Custom hole pattern

Ideal for damp or corrosive environments, Markar's stainless steel toilet partition hinge adds years of life to your high-quality partition.



Door Closed



Door Open 90°

800-824-3018 | www.markar.com

Check the web site for the up-to-date catalog

Copyright © 2015-2017, Pemko Manufacturing Co., an ASSA ABLOY Group company. All rights reserved. Reproduction in whole or in part without the express written permission of Pemko Manufacturing Co. is prohibited.

**ASSA ABLOY**

The global leader in door opening solutions

## Markar FS902 Flush Full Surface Hinge

### Standard Features

Spring-Loaded Barrel Type Hinge  
 .25" diameter stainless steel pin with stainless steel spring mechanism  
 Torx tip cap to adjust spring tension  
 Split nylon bearings

**Material**  
 Heavy-duty 14 gauge stainless steel  
 Covers - extruded aluminum

**Finishes**  
 US32D Satin Stainless Steel (630)  
 Covers - Brushed Aluminum  
 Torx Adjusting Screw  
 Adjust tension on door to close tightly for out-swinging ADA compliance  
**Mounting Hardware**  
 1/4" x 20 pan head machine screws  
 Concealed by cover caps

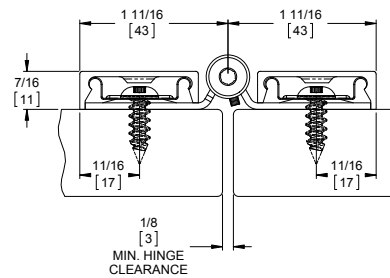
**Capacity**  
 Close door weighing up to 80 lbs.  
**Sizes**  
 54", 57"  
**Non-Handed**  
 Use the same hinge for right- or left-handed doors  
 For Doors over 3'0" consult factory  
 USA patent no. 4823437  
 Canadian patent no. 1303804

### Optional Features

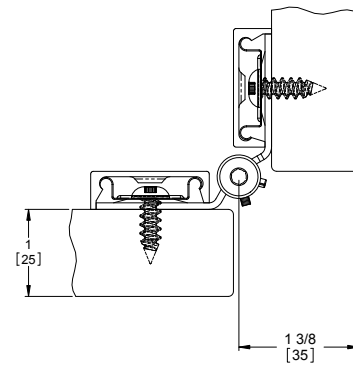
**Finishes**  
 US32 Bright Stainless Steel (629)  
 Scratch-Resistant Powder Coated Paint  
**Fasteners**  
 Tamper-proof security screws

**Other Features**  
 Custom lengths - Custom sizes  
 24" to 72" available  
 Custom hole pattern

Ideal for damp or corrosive environments, Markar's stainless steel toilet partition hinge adds years of life to your high-quality partition.



Door Closed



Door Open 90°

## Markar FS910 Flush Full Surface Hinge

### Standard Features

Spring-Loaded Barrel Type Hinge  
 .25" diameter stainless steel pin with stainless steel spring mechanism  
 Torx tip cap to adjust spring tension  
 Split nylon bearings

**Material**  
 Heavy-duty 14 gauge stainless steel  
**Finishes**  
 US32D Satin Stainless Steel (630)

Torx Adjusting Screw  
 Adjust tension on door to close tightly for out-swinging ADA compliance  
**Mounting Hardware**  
 Custom 12-24 x 11/16" S.S Phillips Flat Head Undercut TEK Screws  
**Capacity**  
 Close door weighing up to 80 lbs.

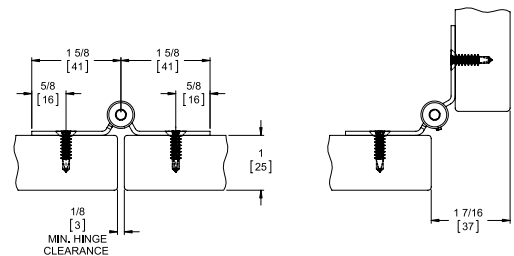
**Sizes**  
 54", 57"  
**Non-Handed**  
 Use the same hinge for right- or left-handed doors  
 For Doors over 3'0" consult factory  
 USA patent no. 4823437  
 Canadian patent no. 1303804

### Optional Features

**Finishes**  
 US32 Bright Stainless Steel (629) Scratch-Resistant Powder Coated Paint  
**Fasteners**  
 Tamper-proof security screws

**Other Features**  
 Custom lengths - Custom sizes  
 24" to 72" available Custom hole pattern

Ideal for damp or corrosive environments, Markar's stainless steel toilet partition hinge adds years of life to your high-quality partition.



Door Open

Door Open

**ASSA ABLOY**

The global leader in door opening solutions

800-824-3018 | [www.markar.com](http://www.markar.com)

Check the web site for the up-to-date catalog

Copyright © 2015-2017, Pemko Manufacturing Co., an ASSA ABLOY Group company. All rights reserved. Reproduction in whole or in part without the express written permission of Pemko Manufacturing Co. is prohibited.

# Markar 400 Series Spring Loaded Pin & Barrel Type Continuous Aluminum Hinges

## Short Form Architectural Specification:

Continuous hinges shall be full height piano-type hinge providing full height door support.

- Supports weights up to 80 lbs. 3'0" maximum width
- Material to be extruded aluminum 6063-T6 alloy
- Patented .25" diameter 303 stainless steel self closing pin assembly
- Each knuckle 2", including split nylon bearing at each separation for a quiet, smooth, self-lubricating operation
- Finish: Clear Anodized (628). Other finishes available upon request.
- Adjustable, tamper resistant Torx Head end caps
- Non-handed
- Exterior barrel diameter .515" (1/2")
- Material thickness less than .125"
- Removable roll pin for spring loaded adjustment
- Symmetrically templated hole pattern

NOTE: 10-Year Warranty

## Markar FM400 Edge Mount Hinge

### Standard Features

Spring-Loaded Barrel Type Hinge  
 .25" diameter stainless steel pin with stainless steel spring mechanism  
 Torx tip cap to adjust spring tension  
 Split nylon bearings  
 Material  
 6063-T6 aluminum alloy  
 Finishes  
 Clear Anodized (628)

Torx Adjusting Screw  
 Adjust tension on door to close tightly for out-swinging ADA compliance  
 Mounting Hardware  
 Custom 12-24 x 11/16" S.S Phillips Flat Head Undercut TEK Screws  
 Capacity  
 Close door weighing up to 80 lbs.

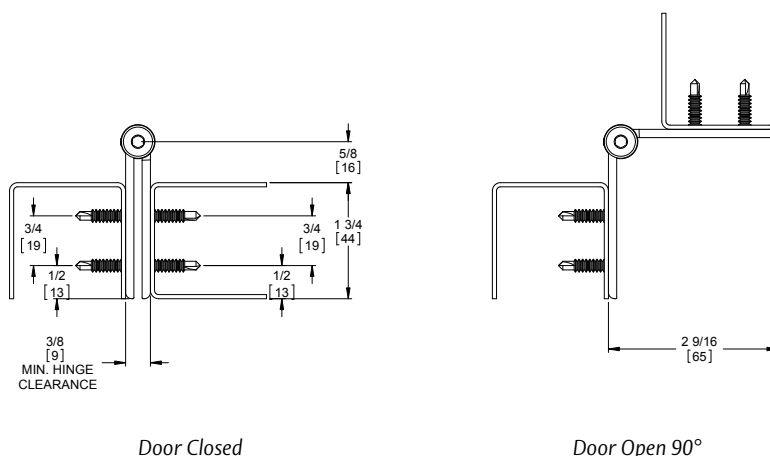
Sizes  
 54", 57"  
 Non-Handed  
 Use the same hinge for right- or left-handed doors  
 For Doors over 3'0" consult factory  
 USA patent no. 4823437  
 Canadian patent no. 1303804

### Optional Features

Fasteners  
 Tamper-proof security screws  
 Finishes  
 Scratch-Resistant Powder Coated Paint  
 Light Bronze Anodized (311)  
 Black Anodized (315)

Other Features  
 Custom lengths - Custom sizes  
 24" to 72" available  
 Custom hole pattern  
 Lift-up safety feature

Specify Markar to create the total finished look that your high-quality toilet partition deserves. The Markar continuous spring hinge gives a clean, finished look while virtually eliminating the "sight line" that multi-part systems cause. Continuous hinges also give complete support along the entire length of the partition door.



800-824-3018 | www.markar.com

Check the web site for the up-to-date catalog

Copyright © 2015-2017, Pemko Manufacturing Co., an ASSA ABLOY Group company. All rights reserved. Reproduction in whole or in part without the express written permission of Pemko Manufacturing Co. is prohibited.

**ASSA ABLOY**

The global leader in door opening solutions

# Markar FS402 Flush Full Surface Hinge

## Standard Features

Spring-Loaded Barrel Type Hinge  
 .25" diameter stainless steel pin with stainless steel spring mechanism  
 Torx tip cap to adjust spring tension  
 Split nylon bearings

**Material**  
 6063-T6 aluminum alloy  
 Covers - extruded aluminum

**Finishes**  
 Clear Anodized (628)  
 Torx Adjusting Screw  
 Adjust tension on door to close tightly for out-swinging ADA compliance

**Mounting Hardware**  
 1/4" x 20 pan head machine screws  
 Concealed by cover caps

**Capacity**  
 Close door weighing up to 80 lbs.

**Sizes**  
 54", 57"

**Non-Handed**  
 Use the same hinge for right- or left-handed doors  
 For Doors over 3'0" consult factory  
 USA patent no. 4823437  
 Canadian patent no. 1303804

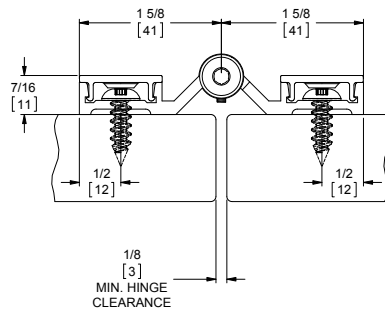
## Optional Features

**Fasteners**  
 Tamper-proof security screws

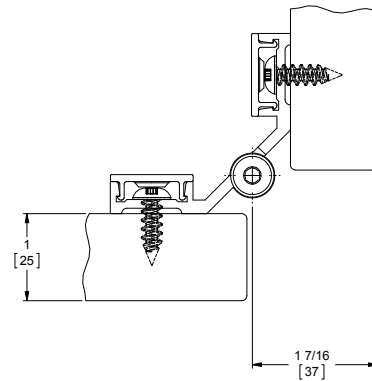
**Finishes**  
 Scratch-Resistant Powder Coated Paint  
 Light Bronze Anodized (311)  
 Black Anodized (315)

**Other Features**  
 Custom lengths - Custom sizes  
 24" to 72" available  
 Custom hole pattern  
 Lift-up safety feature

Specify Markar to create the total finished look that your high-quality toilet partition deserves. The Markar continuous spring hinge gives a clean, finished look while virtually eliminating the "sight line" that multi-part systems cause. Continuous hinges also give complete support along the entire length of the partition door.



Door Closed



Door Open 90°

**ASSA ABLOY**

The global leader in door opening solutions

## Markar B1921 & B1923 Full Surface Reinforcing Pivots

This full-surface reinforcing pivot adds years of life to openings where the hinges or hinge reinforcements have failed. An economical way to solve door sag problems, reinforcing pivots take the load off the top hinge and transfer it to screws that will not pull out.

### Material:

Heavy Duty  $\frac{3}{16}$ " (.187) Cold-Rolled Steel

### Finish:

Zinc Plated (US2G)

### Mounting:

8 ea.  $\frac{1}{4}$ -20 x  $\frac{3}{4}$ " Phillips flat head machine screws

8 ea. #14 x  $1\frac{1}{4}$ " Phillips flat head sheet metal screws

2 ea.  $\frac{1}{4}$ -20 x  $1\frac{3}{4}$ " Sleeve bolts

### Capacity:

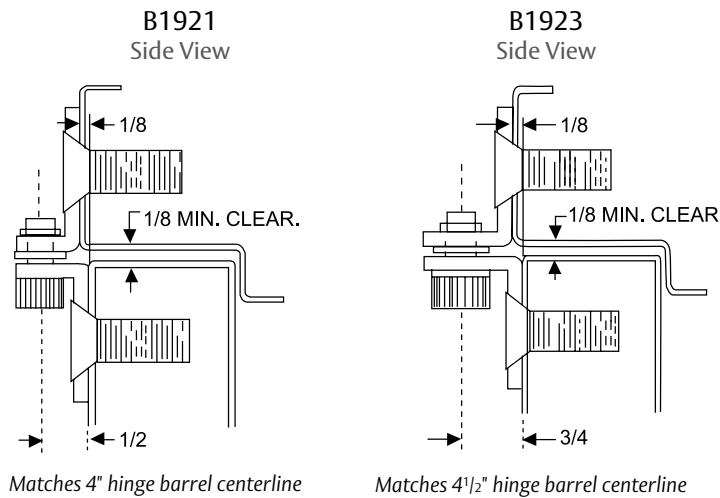
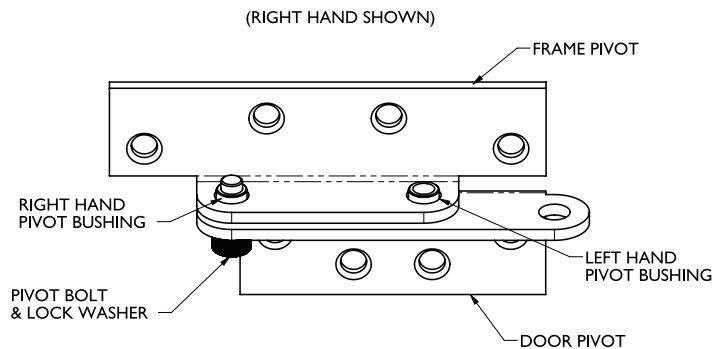
Supports Weights up to 300 lbs.

### Hole Pattern:

Symmetrically

### Handing:

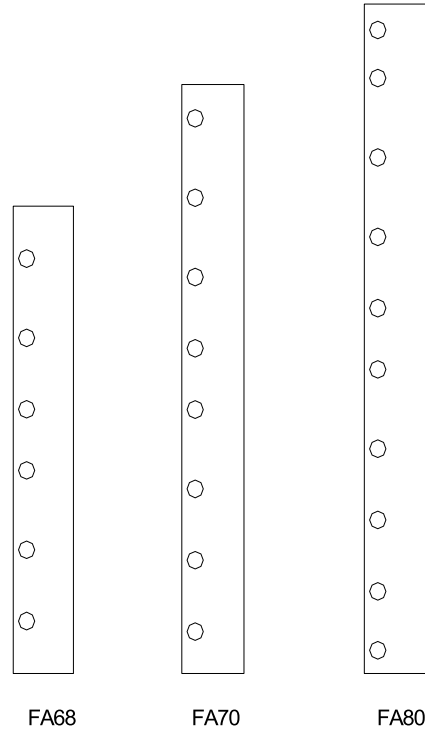
Non-handed



B1921	The B1921 pivot is designed with a $\frac{1}{2}$ " offset to match the pivot point of a 4" wide butt hinge.
B1923	The B1923 pivot is designed with a $\frac{3}{4}$ " offset to match the pivot point of a $4\frac{1}{2}$ " wide butt hinge.

## Markar Flat Astragals

- For 6'8", 7'0", and 8'0" doors
- Holes are countersunk and equally spaced
- 1/8" x 2" galvanized steel
- 1-pkg. # 6 x 1" F.H.S.M. screws
- Finish – galvanized steel
- Available with thru-bolt option – nine-pack (ZTB-KIT9) or eleven-pack (ZTB-KIT11)



**ASSA ABLOY**

The global leader in  
door opening solutions

800-824-3018 | [www.markar.com](http://www.markar.com)  
Check the web site for the up-to-date catalog

Copyright © 2015-2017, Pemko Manufacturing Co., an ASSA ABLOY Group company. All rights reserved.  
Reproduction in whole or in part without the express written permission of Pemko Manufacturing Co. is prohibited.



## Markar Universal Screw Packs – Edge Mount Hinges

### For hinge models FM100

Screw type	Aluminum	Bronze	6'8"-7'0"-7'2"	8'0"	10'0"
12-24 x 1 <sup>1</sup> / <sub>16</sub> " Phillips flat head undercut self-drilling Tek screw	TKS1267SP10SS	TKS1267SP10BLR	42	46	54

### For hinge models FM200, FM300, HG311, HG315, FM/SC325, FM327, HG329, FM338, FM344

Screw type	Stainless Steel	6'8"-7'0"-7'2"	8'0"	10'0"
12-24 x 1 <sup>1</sup> / <sub>16</sub> " Phillips flat head undercut self-drilling Tek screw	TKS1267SP10SS	42	46	54

### For hinge/guard model HG105

Screw type	Aluminum	Bronze	6'8"-7'0"-7'2"	8'0"	10'0"
12-24 x 1 <sup>1</sup> / <sub>16</sub> " Phillips flat head undercut self-drilling Tek screw	TKS1267SP10SS	TKS1267SP10BLR	42	46	54
Adjust-A-Screw™ option	Aluminum	Bronze	6'8"-7'0"-7'2"	8'0"	10'0"
10-32 x 3/4" Phillips flat head undercut machine screw	MS10075SS	MS10075SS	21	23	27
1 <sup>3</sup> / <sub>8</sub> " Adjust-A-Screw™ with 10-32 internal thread	M26-0031-01	M26-0031-01	21	23	27

### For hinge/guard models HG305, HG310, HG322, HG326,

Screw type	Stainless Steel	6'8"-7'0"-7'2"	8'0"	10'0"
12-24 x 1 <sup>1</sup> / <sub>16</sub> " Phillips flat head undercut self-drilling Tek screw	TKS1267SP10SS	42	46	54
Adjust-A-Screw™ option	Stainless Steel	6'8"-7'0"-7'2"	8'0"	10'0"
10-32 x 3/4" Phillips flat head undercut machine screw	MS10075SS	21	23	27
1 <sup>3</sup> / <sub>8</sub> " Adjust-A-Screw™ with 10-32 internal thread	M26-0031-01	21	23	27

### For hinge/guard model HG323

Screw type	Stainless Steel	6'8"-7'0"-7'2"	8'0"	10'0"
12-24 x 1 <sup>1</sup> / <sub>16</sub> " Phillips flat head undercut self-drilling Tek screw	TKS1267SP10SS	21	23	27
1/4-20 X 3/4" Truss Head Phillips machine screw	MS14075TSS	9	9	11
1/4-20 x 1 <sup>5</sup> / <sub>8</sub> " sleeve bolt	TB1420SS	9	9	11

### For edge/guard model EG108

Screw type	Aluminum	Bronze	6'8"-7'0"-7'2"	8'0"	10'0"
12 x 1 <sup>1</sup> / <sub>2</sub> Phillips flat head undercut sheet metal screw	PBS12150SP10SS	PBS12150SP10BL	8	10	12
#12-24 x 1 <sup>1</sup> / <sub>16</sub> " Phillips flat head undercut self-drilling Tek Screw	TKS1267SP10SS	TKS1267SP10BL	8	10	12

### For edge/guard models EG308, EGC308, & EGT308

Screw type	Stainless Steel	6'8"-7'0"-7'2"	8'0"	10'0"
#12 x 1 <sup>1</sup> / <sub>2</sub> Phillips flat head undercut sheet metal screw	PBS12150SP10SS	8	10	12
#12-24 x 1 <sup>1</sup> / <sub>16</sub> " Phillips flat head undercut self-drilling Tek Screw	TKS1267SP10SS	8	10	12

### For security hinge models FM3500, FS3501, & FS3502

Screw type	Stainless Steel	6'8"-7'0"-7'2"	8'0"	10'0"
12-24 x 7/16" flat head undercut machine screw	MS1244SP10SS	42	46	54

800-824-3018 | [www.markar.com](http://www.markar.com)

Check the web site for the up-to-date catalog

Copyright © 2015-2017, Pemko Manufacturing Co., an ASSA ABLOY Group company. All rights reserved.  
Reproduction in whole or in part without the express written permission of Pemko Manufacturing Co. is prohibited.

**ASSA ABLOY**

The global leader in  
door opening solutions

## Markar Universal Screw Packs – Full Surface Hinges

### For models FS101, FS102

Screw type	Aluminum	Bronze	6'8"-7'0"-7'2"	8'0"	10'0"
1/4-14 x 3/4 Torx pan head self-drilling Tek screw	TORX-TKS14075R	TORX-TKS14075R	32	36	40
#8 x 3/4" Phillips flat head Tek screw	TKS8075Z	S323-08R12-663	4	4	4

### For models FS201, FS202, FS301, FS302, FS321

Screw type	Stainless Steel	6'8"-7'0"-7'2"	8'0"	10'0"
1/4-14 x 3/4" Torx pan head self-drilling Tek screw	TORX-TKS14075R	32	36	40
606 Cover clips	M22-0130-01	10	12	16
#8 x 3/4" Phillips flat head Tek screw	TKS8075Z	4	4	4

### For swing clear model FS/SC309

Screw type	Stainless Steel	6'8"-7'0"-7'2"	8'0"	10'0"
12-24 x 11/16" Phillips flat head undercut self-drilling Tek screw	TKS1267SP10SS	22	24	28
1/4-14 x 3/4" Torx Phillips pan head self-drilling Tek screw	TORX-TKS14075R	16	18	20
606 Cover clips	M22-0130-01	5	6	8
#8 x 3/4" Phillips flat head Tek screw	TKS8075Z	2	2	2

## Universal Screw Packs – Half Surface & Half Mortise Hinges

### For hinge models HS103 & HM104

Screw type	Aluminum	Bronze	6'8"-7'0"-7'2"	8'0"	10'0"
1/4-14 x 3/4" Torx pan head self-drilling Tek screw	TORX-TKS14075R	TORX-TKS14075R	16	18	10
12-24 x 11/16" Phillips flat head undercut self-drilling Tek screw	TKS1267SP10SS	TKS1267SP10BLR	21	23	27
#8 x 3/4" Phillips flat head Tek screw	TKS8075Z	S323-08R12-663	2	2	2

### For hinge models HS203 & HM204

Screw type	Stainless Steel	6'8"-7'0"-7'2"	8'0"	10'0"
1/4-14 x 3/4" Torx pan head self-drilling Tek screw	TORX-TKS14075R	14	16	20
12-24 x 11/16" Phillips flat head undercut self-drilling Tek screw	TKS1267SP10SS	21	23	27
606 Cover clips	M22-0130-01	5	6	8
#8 x 3/4" Phillips flat head sheet metal screw	TKS8075Z	2	2	2

### For hinge models HS303, HM304, & HG306

Screw type	Stainless Steel	6'8"-7'0"-7'2"	8'0"	10'0"
1/4-14 x 3/4" Torx pan head self-drilling Tek screw	TORX-TKS14075R	14	16	20
12-24 x 3/16" Phillips flat head undercut self-drilling Tek screw	TKS1267SP10SS	21	23	27
606 Cover clips	M22-0130-01	5	6	8
#8 x 3/4" Phillips flat head sheet metal screw	TKS8075Z	2	2	2

# ASSA ABLOY

The global leader in  
door opening solutions



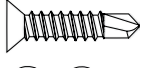





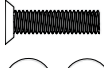

800-824-3018 | [www.markar.com](http://www.markar.com)  
Check the web site for the up-to-date catalog

Copyright © 2015-2017, Pemko Manufacturing Co., an ASSA ABLOY Group company. All rights reserved.  
Reproduction in whole or in part without the express written permission of Pemko Manufacturing Co. is prohibited.

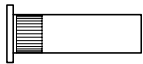
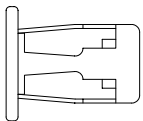
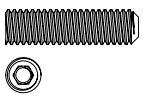
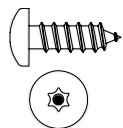
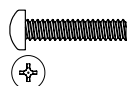
## Markar Universal Screw Packs – Toilet Partition Hinges

For hinge models FM400			
Screw type	Stainless Steel	54"	57"
12-24 x <sup>11</sup> / <sub>16</sub> " Phillips flat head undercut zinc self-drilling Tek screw	TKS1267SP10SS	26	26
<sup>3</sup> / <sub>32</sub> " x <sup>3</sup> / <sub>8</sub> " Stainless Steel roll pin	RLPN33238SS	1	1
For hinge model FS402			
Screw type	Stainless Steel	54"	57"
<sup>1</sup> / <sub>4</sub> -14 x <sup>3</sup> / <sub>4</sub> " Torx button head sheet metal screw	TORX-TKS14075R	12	12
#8 x <sup>3</sup> / <sub>4</sub> " TORX flat head self-drilling Tek screw	TORX-TKS8075Z	4	4
<sup>3</sup> / <sub>32</sub> " x <sup>3</sup> / <sub>8</sub> " Stainless Steel roll pin	RLPN33238SS	1	1
For hinge models FM900			
Screw type	Stainless Steel	54"	57"
#12-24 x <sup>11</sup> / <sub>16</sub> " Phillips flat head undercut self-drilling Tek screw	TKS1267SP10SS	26	26
<sup>3</sup> / <sub>32</sub> " x <sup>3</sup> / <sub>8</sub> " Stainless Steel roll pin	RLPN33238SS	1	1
For hinge model FS902			
Screw type	Stainless Steel	54"	57"
<sup>1</sup> / <sub>4</sub> -14 x <sup>3</sup> / <sub>4</sub> " Torx button head sheet metal screw	TORX-TKS14075R	12	12
606 Cover clips	M22-0130-01	6	6
#8 x <sup>3</sup> / <sub>4</sub> " TORX flat head self-drilling Tek screw	TORX-TKS8075Z	4	4
<sup>3</sup> / <sub>32</sub> " x <sup>3</sup> / <sub>8</sub> " Stainless Steel roll pin	RLPN33238SS	1	1
For hinge models FS910			
Screw type	Stainless Steel	54"	57"
#12-24 x <sup>11</sup> / <sub>16</sub> " Phillips flat head undercut self-drilling Tek screw	TKS1267SP10SS	26	26
<sup>3</sup> / <sub>32</sub> " x <sup>3</sup> / <sub>8</sub> " Stainless Steel roll pin	RLPN33238SS	1	1

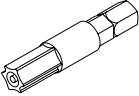
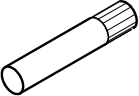
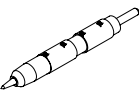

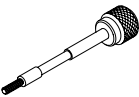
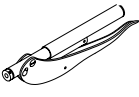
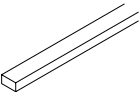
## Markar Fasteners

	Product Number	Description	Properties
 		<b>Custom 12-24 x 1<sup>1</sup>/<sub>16</sub>" Phillips Flat Head Undercut Self-Drilling Screw</b>	
	TKS1267SP10SS	For attaching Edge Mounted hinge leaves	Stainless Steel Phillips
	TORX-TKS1267SP10SS	For attaching Edge Mounted hinge leaves	Stainless Steel Torx
 		<b>#8 x 3/4" Flat Head Self Drilling Tek Screw</b>	
	TKS8075Z	For attaching 100, 200, and 300 series covers	Zinc Phillips
	S323-08R12-663	For attaching 100, 200, and 300 series covers	Bronze Phillips
	TORX-TKS8075Z	For attaching 100, 200, and 300 series covers	Zinc Torx
 		<b>Custom #12 x 1<sup>1</sup>/<sub>2</sub>" Flat Head Undercut Particle Board Screw</b>	
	PBS12150SP10BLR	For edge mounting to wood	Bronze Phillips
	PBS12150SP10SS	For edge mounting to wood	Stainless Steel Phillips
	TORX-PBS12150SP10SS	For edge mounting to wood	Stainless Steel Torx
 		<b>Custom 12-24 x 7/16" Flat Head Undercut Machine Screw</b>	
	MS1244SP10SS	Used with 3500 series hinges for mounting to metal	Stainless Steel Phillips
	TORX-MS1244SP10SS	Used with 3500 series hinges for mounting to metal	Stainless Steel Torx
 		<b>10-32 x 3/4" Flat Head Machine Screw</b>	
	MS10075SS	Used with Adjust-A-Screw	Stainless Steel Phillips
	TORX-MS10075SS	Used with Adjust-A-Screw	Stainless Steel Torx

## Markar Fasteners

	Product Number	Description	Properties
	TB1420SS	1/4-20 x 1 5/8" Sleeve Bolt For surface mounting to wood	Stainless Steel
	M26-0030	10-24 Security Button Head Barrel Nut For surface mount toilet partition hinges Consult factory for pricing and availability	Stainless Steel
	TORX-BHMS1075SS	10-24 x 3/4" Button Head Security Torx For surface mount toilet partition hinges Consult factory for pricing and availability	Stainless Steel
	M26-0015-02	18 SJN 1/4-20 Molly Jack Nut 7/16" hole	Zinc
	M26-0031-01	1 3/8" Adjust-A-Screw™ with 10-32 Internal Thread and Hex Head Adjustment Used with MS10075SS screw Note: 5/16" pilot hole required for 3/8" - 16 tap	
	TORX-TKS14075R	1/4-14 x 3/4" T-27 Torx Button Head Sheet Metal Screw	Ruspert Coat Torx
	S222-416R16-603	1/4-20 x 1" Pan Head Machine Screw For surface mounting to metal	Zinc Phillips

## Markar Tools, Parts and Accessories

	Product Number	Description
		MT-T20, 27, & 15 Torx Driver Bit
	TORXBIT20	Used on TORX-MS1244SP10SS, TORX-PBS12150SP10SS and TORX-MS10075SS
	TORXBIT27	Used on TORX-TKS14075R16 and to adjust 400 and 900 series spring-loaded hinges
	TORXBIT15	Used on TORX-TKS8075Z
	RLPN33238SS	Knurl Pin Replacement pin for spring-loaded toilet partition hinges
	MT-806	Center Punch For centering screw holes when installing hinges and other countersunk hardware. Bevel tip assures correct alignment
	MTSP100	Right Angle Skewdriver Used for installing HG310 & HG311 Hinge/Guards
	M29-0011-02	Installer Rod For 8S-JN 1/4-20 nuts For installing Molly Jack Nuts with MT1956 installer
	M29-0012-01	Molly Jack Nut Installer Used for installing Molly Jack Nuts. Includes 1/4-20 installer rod
	MP-UBOX	Hinge Carton Please Specify: • Length • Dimension: 1" x 3" or 1 1/2" x 3"

**ASSA ABLOY**

The global leader in  
door opening solutions

800-824-3018 | [www.markar.com](http://www.markar.com)  
Check the web site for the up-to-date catalog

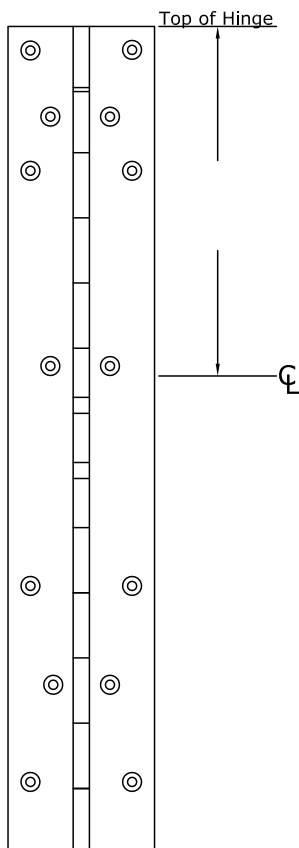
Copyright © 2015-2017, Pemko Manufacturing Co., an ASSA ABLOY Group company. All rights reserved.  
Reproduction in whole or in part without the express written permission of Pemko Manufacturing Co. is prohibited.

To process order, please circle handing illustrated below.

## Markar Current Transfer Prep (CTP) Information Form

In order to assign an accurate ship date and begin production of your order, please provide us with the information requested. We appreciate your cooperation and time to assist us in providing you with the type of product that will meet our requirements.

**ALL PT LOCATIONS ARE REQUIRED FROM TOP OF DOOR TO CENTERLINE OF PREP**



Company Name: \_\_\_\_\_  
 Contact Name: \_\_\_\_\_  
 P.O.#: \_\_\_\_\_  
 Job Name: \_\_\_\_\_  
 Phone Number: \_\_\_\_\_  
 Fax Number: \_\_\_\_\_

CTP (Power Transfer Model)

- Pemko/Markar EL-CEPT
- Pemko/Markar EL-EPT \*\*\*
- Pemko/Markar EL-EPTL \*\*\*
- Pemko/Markar EL-EPT-SC
- Securitron CEPT
- Securitron EPT/Adams Rite 4612-1 \*\*\*
- Securitron EPTL/Adams Rite 4612-2 \*\*\*
- Securitron EPT-SC/Adams Rite 4612-SC
- Von Duprin EPT-2 & EPT-10
- Precision \*\*\*
- Other (Template Needed) \_\_\_\_\_

Specify Hinge Leaf to Recieve Mortise Prep \*\*\* (needed)

- Frame Leaf
- Door Leaf

Hinge Length: \_\_\_\_\_  
 RHR/LH: \_\_\_\_\_  
 LHR/RH: \_\_\_\_\_

Notes: \_\_\_\_\_  
 \_\_\_\_\_  
 \_\_\_\_\_

Order acknowledgement will be sent after all information requirements are met to determine a ship date

phone: 800 824-3018  
 fax: 800 243-3656

4226 Transport Street  
 Ventura, CA 93003 USA

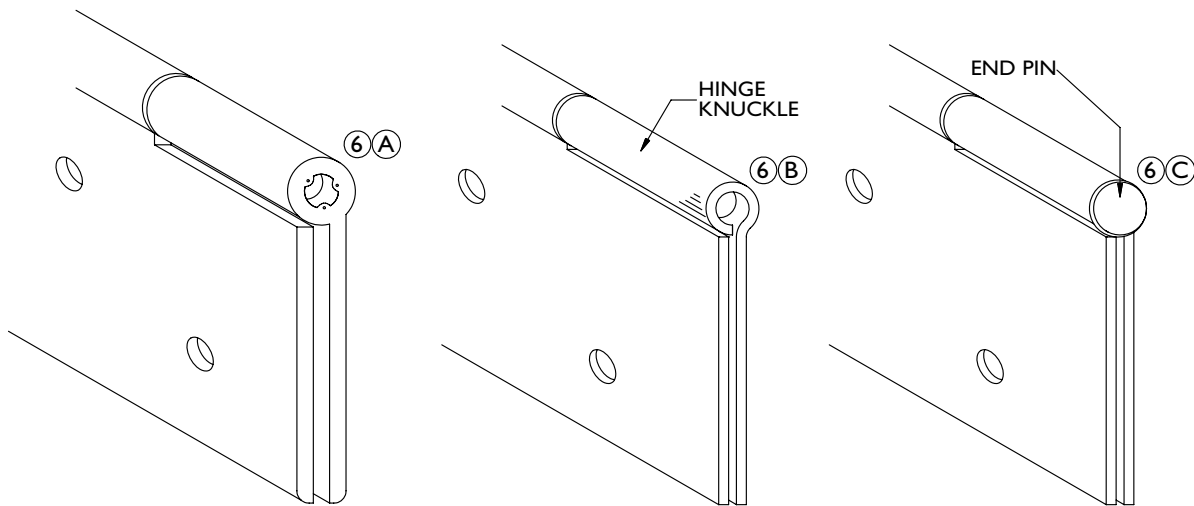
5535 Distribution Drive  
 Memphis, TN 38141 USA

information@markar.com  
 www.markar.com

## Cutting Pin & Barrel Hinges to Custom Lengths

- Step 1** The following instructions will apply to all Markar pin and barrel hinges except for toilet partition hinges. The general instructions apply for the 100, 200, 300 and 3500 series hinges. Follow option **A** for specific directions related to 100 series aluminum hinges and option **B** or **C** for specific directions related to 200, 300 & 3500 series steel and stainless steel hinges.
- Step 2** Determine the amount the hinge needs to be shortened. Note the hand of the hinge before beginning to lay out your cut. All cuts should be done at the bottom of your hinge assembly so that the gang hole pattern is at the top.
- Step 3** Measure from the top of the hinge down and mark a cut line at the desired length.  
For 200, 300 & 3500 series hinges, follow the instructions below
- If less than  $\frac{3}{4}$ " of knuckle is remaining follow option **B**
  - If  $\frac{3}{4}$ " or more of knuckle is remaining follow option **C**

- Step 4** Cut the hinge to length with a hacksaw or horizontal band saw, going through each hinge leaf, barrel and rod. If necessary, use a file to remove sharp edges and deburr.
- Step 5** Slide the stainless steel rod out approximately 1" making sure the assembly stays together as one unit.
- **A B** Remove  $\frac{1}{4}$ " from the rod using hacksaw and then push back into it's original position.
  - **C** Remove  $\frac{3}{4}$ " from the rod using a hacksaw and then push back into it's original position.
- Step 6** Follow instructions below based on option used.
- **A** Using a hammer and a center-punch, swage the aluminum material towards the center of the hole locking the hinge pin into place making sure it will not slide out.
  - **B** Using a pair of vice-grips, crimp the end of the steel barrel making sure the hinge pin will not slide out.
  - **C** Remove the end of the pin from the scrap hinge and insert it into the bottom of hinge using hammer.



**ASSA ABLOY**

The global leader in  
door opening solutions

800-824-3018 | [www.markar.com](http://www.markar.com)

Check the web site for the up-to-date catalog

Copyright © 2015-2017, Pemko Manufacturing Co., an ASSA ABLOY Group company. All rights reserved.  
Reproduction in whole or in part without the express written permission of Pemko Manufacturing Co. is prohibited.



# PemkoHinge®

## Continuous Geared Aluminum Hinges


### CONTENTS:

What is PemkoHinge® .....	82
PemkoHinge® Attributes/Design Features .....	82
Ordering Chart .....	82
BHMA Certification Program .....	83
Hospital Tip .....	83
Cycle Requirements .....	83
Weight Bearing .....	83
UL Fire Labeling .....	83
Electrical Modifications .....	84
Options For Electrically Modified PemkoHinge® .....	84
X-Series PemkoHinge® .....	85
Offset Hinge .....	86
Full Mortise Hinges .....	87
Special Full Mortise Hinges .....	88
Kawneer Full Mortise Hinges .....	89
Raised Gear Hinges .....	89
Full Mortise Safety Hinges .....	90
Wide Throw Full Mortise Hinges .....	91
Wide Throw Half Surface Hinges .....	91
Half Surface Hinges .....	92
Half Mortise Hinges .....	92
Full Surface Hinges .....	93
Full Surface Center Pivot Hinge .....	93
Full Surface Balanced Pivot Hinge .....	93
Full Mortise Residential Hinges .....	94
Firepins™ .....	95
Double Swing Hinge .....	96
Emergency Release Stops .....	96
Power Transfer Units .....	97
PEMCO PT Information Form .....	98
ERS x DSH Customer Form .....	99
ERS Customer Form .....	100
DSH Customer Form .....	101

### INDEX:

PRODUCT	PAGE	PRODUCT	PAGE	PRODUCT	PAGE
DSH .....	96	FM_SLI .....	87	RS138 .....	94
EL-CEPT .....	97	FM_SLISF .....	90	RS175 .....	94
EL-EPT .....	97	FS .....	93	SPFM .....	88
EL-EPT-SC .....	97	FS_BP .....	93	SPFM_SLF .....	88
EL-EPTL .....	97	FS_CP .....	93	SPFM_SLI .....	88
ERS .....	96	HM .....	92	WT_FM .....	91
FM .....	87	HS .....	92	WT_HS .....	91
FM_RG .....	89	HS_SF .....	92	XF .....	85
FM_SF .....	90	K_FM .....	89	XI .....	85
FM_SLF .....	87	OS_FM .....	86	XK .....	85
FM_SLF138 .....	90	OS_HS .....	86	XM .....	85
				X25M .....	85

NOTE: Products shown in this section may not be drawn to scale



## What is PemkoHinge®?

PemkoHinge® consists of two full-height, paired and geared leaves. Each geared leaf rotates evenly from top to bottom riding on proprietary polymer blended bearings. The geared leaves and bearings are held together by a full-length channel cap. This assembly retains the smooth, clean lines of the door and frame, while easily supporting heavy vertical loads.

## PemkoHinge®

### SECURITY, SAFETY, PRIVACY, LOW WEAR AND TEAR

#### PemkoHinge® Attributes:

- With a continuous hinge, typical alignment problems (such as door sag and binding) are eliminated
- The continuous hinge distributes load stress uniformly along the full length of the door and frame
- The gear design of the continuous hinge ensures symmetrical operation of each leaf
- ½ lb. or less operating force required to operate most doors, regardless of size
- Low operating force feature makes continuous hinges ideal for doors used by the physically challenged
- The continuous hinge, when installed on standard steel doors and frames, requires no additional reinforcement. However, hinge preps must have fillers installed for proper operation
- A high degree of security can be achieved for exterior openings or restricted spaces by using a continuous hinge. With the geared construction and the full-length channel cap, the common gap between the door and frame is sealed, which provides security against prying
- In addition, the continuous full-height hinge cap protects against pinching fingers in doors in public areas, particularly those where children are present
- Sight proof design of the continuous hinge provides privacy for lavatories, executive offices, or file rooms

#### PemkoHinge® Superior Design:

- PemkoHinge® has increased critical stress points of the hinge leaf extrusions providing additional strengths and rigidity to the completed product
- PemkoHinge® bearing design eliminates premature wear, guarantees proper alignment, and requires fewer bearings to carry more weight. The bearing is produced for PEMKO using a chemical composition and injection process that provides a stronger, more accurately formed bearing
- PemkoHinge® is designed with inter-meshing gear segments in the hinge which provide 50% more bearing surface resulting in less wear
- PemkoHinge® goes through the anodizing process after completing all machining. This means the machined aluminum surfaces that are in direct contact with the bearing have a smoother, harder surface, thereby reducing wear
- PemkoHinge® maintains uniform bearing spacing for the full length of the hinge even when lengths exceed 10'
- PemkoHinge® uses #12-24 size fasteners with #10 head. (#12 Tek fasteners available upon request)
- PemkoHinge® commercial models are ideal for use on lead lined doors (i.e. hospital X-ray rooms), without requiring special screw locations

#### How To Order (Hinge Part Designations)

Example: D | SPFM | 85 | SLI | HD1

Finishes		Hinge Types		Lengths	Hinge Options		Capacity	
BL	Black Anodized	AL_FM	Aluminum Full-Mortise	79	"blank"	Standard	"blank"	Standard Duty
C	Clear Anodized	AL_HS	Aluminum Half-Surface	83	CP	Center Pivot	HD1	Heavy Duty, Grade 1
D	Dark Bronze Anodized	FM	Full-Mortise	85	RG	Raised Gear	HD3	Heavy Duty, Grade 3
G	Gold Anodized	FS	Full-Surface	95	SF	Safety		
PW	Painted White	HS	Half-Surface	120	SL	Short Leaf (residential only)		
SN	Satin Nickel Anodized	RS138	Full-Mortise Residential: 1 <sup>3</sup> / <sub>8</sub> "		SLF	Short Leaf Flush		
		RS175	Full-Mortise Residential: 1 <sup>3</sup> / <sub>4</sub> "		SLI	Short Leaf Inset		
		SPFM	Special Full-Mortise					
		WT_FM	Wide Throw Full-Mortise					
		WT_HS	Half-Surface					

**ASSA ABLOY**

The global leader in  
door opening solutions

800-346-7707 | [www.pemko.com](http://www.pemko.com)

Check the web site for the up-to-date catalog

Copyright © 2015-2017, Pemko Manufacturing Co., an ASSA ABLOY Group company. All rights reserved.  
Reproduction in whole or in part without the express written permission of Pemko Manufacturing Co. is prohibited.

## BHMA Certification Program

This program was developed to establish product classifications through performance testing. Three grades (1, 2 and 3) of product classifications were established for continuous hinges, with three weight groups (150, 300 and 600) for each grade: Grade 3 being the lowest and Grade 1 being the highest classification. Each classification and weight group has a set of established cycle requirements and wear characteristics, with a minimum for vertical and lateral wear to establish a listing under a weight and grade classification, after the set number of cycles is completed.

Maximum Vertical Wear Allowable:

Grade 3 = 0.105"

Grade 2 = 0.030"

Grade 1 = 0.020"

Maximum Lateral Wear Allowable:

All Grades = 0.062"

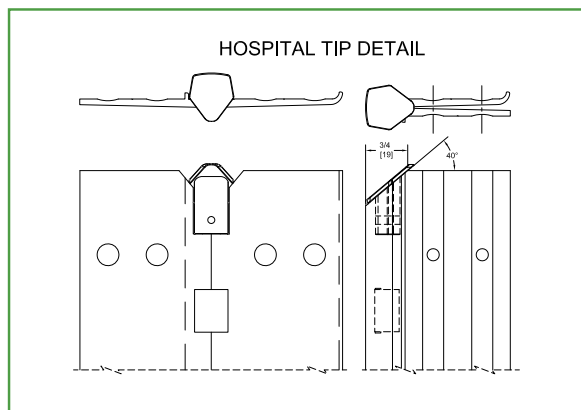
Cycle requirements range from Grade 3-600 requiring 100,000 cycles through Grade 1-150 requiring 2.5 million cycles.

For more information on certification testing or other product certification programs, please contact PEMKO Customer Service.



## Hospital Tip

A special modification is available for certain hinges which provides a Hospital Tip Cap at the top of the gear cap, leaving no opening. A 45° angled cut on the gear cap and leaf covers provides a safe environment for hospitals and correctional facilities.



## Cycle Requirements - Per BHMA Standard ANSI/BHMA A156.26-2012

- Standard Duty Hinges (excluding \_RS175 & \_RS138) conform to Grade 3-150 and Grade 3-300
- HD3 Hinges conform to Grade 3-150, Grade 3-300, and Grade 3-600
- HD1 Hinges conform to Grade 2-150, Grade 1-300, and Grade 1-600
- 1100 Series and X-Series Hinges conform to Grade 1-150

## Weight Bearing - Per BHMA Standard ANSI/BHMA A156.26-2012

- This information pertains to all commercial models
- Heavier weight can be carried; please contact Customer Service for applications other than those listed in the chart
- Special hinge reinforcements are not required as hollow metal door and frame manufacturers' standard are acceptable. Removal of hinge reinforcements in the door and frame is not advised. Hinge preps must have fillers installed

## UL Fire Labeled 1½ & 3 Hour



LISTED  
DOOR HINGE  
76Y2

- All models designated with these symbols are tested and certified by Underwriters Laboratories Inc.® (U.S.A. and Canada) to standards UL10B, UL10C and UBC7.2 (positive pressure) for a 1½-Hour Fire Listing for all 4'0" x 10'0" and 8'0" x 10'0" door and frame assemblies. Fire listing certifications apply to all approved hollow metal and wood door assemblies in drywall or masonry wall construction
- Special FirePins™ are only required on 3-Hour assemblies. Please refer to page 95 for illustrations and information regarding the application of PEMKO FirePins™

- All hinges are supplied with standard fastener kits. Replacement kits/individual fasteners may be purchased separately
- TEK/TORX fasteners may be purchased separately. Full-mortise hinges require 40 each; half-surface hinges require 20 each; full-surface hinges require 12 each
- All half-surface and full-surface hinges are supplied with a snap cover for the door leaf. Replacement snap covers may be purchased separately
- Rain caps may be purchased separately

800-346-7707 | www.pemko.com

Check the web site for the up-to-date catalog

Copyright © 2015-2017, Pemko Manufacturing Co., an ASSA ABLOY Group company. All rights reserved.  
Reproduction in whole or in part without the express written permission of Pemko Manufacturing Co. is prohibited.

**ASSA ABLOY**

The global leader in  
door opening solutions

# Electrically Modified Continuous Geared Hinges

## Electrical Modifications

- PEMKO has vastly improved the cycle performance of the electrically modified hinge. Performance testing has shown that 3,000,000+ cycles can now be achieved using PEMKO's exclusive polyurethane-coated 4, 8, or 12 TRI-FLEX titanium copper alloy cables. Each cable is capable of carrying 6 amps continuous or 16 amps in-rush @ 24-volts for 820 milliseconds. When ordering, please use the "shorthand code" shown in the chart page 82. For example, if you require a Clear Anodized standard Full-Mortise hinge at 83" with Quick Connect transfer - 4-wire, modified 36 1/4" from the top, right hand, you would order a CFM83 with QC4 at 36 1/4" from top - RH

## Options for Electrically Modified Continuous Geared Hinges

These options allow variable degrees of service to be performed at the specific locations of the current carrying cables by installing a serviceable/removable hinge which includes a removable module (SER), or installing a hinge with a pivoting accessible feature (ACC).

- Both options (SER & ACC) are available in 4 Wire (QC4), 8 Wire (QC8), 12 Wire (QC12) variants
- Available on FM, FS, HS, KFM, SLF, SLI, XF, XI, XK, XM, X25M Models

## Serviceable/Removable (SER) Module

The hinge is furnished to be installed in three sections allowing the current carrying cable to be serviced or replaced without removing the door from the frame. Additionally, the SER option allows the current carrying cables to be safely stored or delivered to the electrician or security contractor prior to the installation of the electrified hardware, eliminating the necessity of the electrician or security contractor being present when the doors are being hung.

Product Numbering Example: CFM83HD1xSER4

## Accessible (ACC) Feature

The hinge is furnished to be installed in a single section with the leaves modified to pivot at the location of the current carrying cable and allow access to the cables and connected wiring.

Product Numbering Example: CFM83HD1xACC4

## Concealed Magnetic Monitoring (CM)

Concealed magnetic monitoring is also available with the SER and ACC options. Magnetic monitor is supplied with monitor and an adjustable magnet.

Product Numbering Example: CFM83HD1xSER4xCM  
CFM83HD1xACC4xCM

## Customer Information Needed:

- Specify handing and prep location if other than PEMKO standard

### Included:

- HD1, 1100 and X-Series model hinges using Molex connectors with ElectroLynx® are warranted for five (5) years. Standard duty and HD3 hinges are warranted for one (1) year
- Each electrical prep is supplied with one 48" and one 180" cable lead

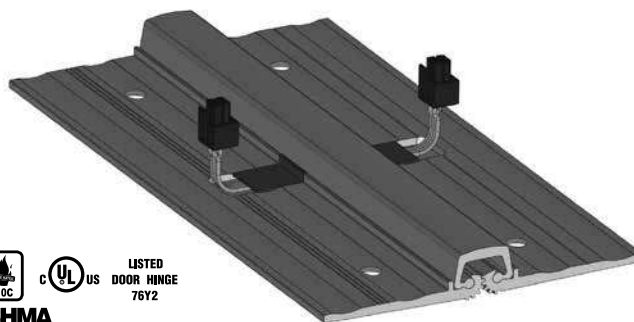
Hardwiring Made Easy™



ElectroLynx®

As part of their promise to provide innovative, fast and effective high security solutions to their customers, certain ASSA ABLOY Group brands offer ElectroLynx®, a universal quick-connect system that simplifies the electrification of the door opening.

ElectroLynx® is a registered trademark of ASSA ABLOY Inc.



Quick Connect Transfer For Full Mortise (FM) Hinges	QC4 4 WIRE
	QC8 8 WIRE
	QC12 12 WIRE

Quick Connect Transfer For Full Surface (FS) & Half Surface (HS) Hinges	QC4_S 4 WIRE
	QC8_S 8 WIRE
	QC12_S 12 WIRE

Additional Electrical Modifications Options Code	
Additional Length of Quick Connect Cable Leads	
Adjustable Concealed Magnetic Monitoring	CM
Power Transfer - Prep Only	PT

**ASSA ABLOY**

The global leader in door opening solutions

800-346-7707 | www.pemko.com

Check the web site for the up-to-date catalog

Copyright © 2015-2017, Pemko Manufacturing Co., an ASSA ABLOY Group company. All rights reserved. Reproduction in whole or in part without the express written permission of Pemko Manufacturing Co. is prohibited.

## X-Series Hinges

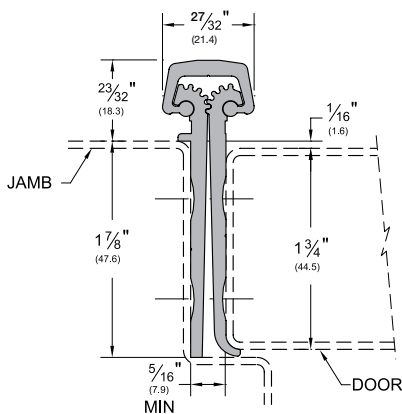
- Thicker leaves than traditional continuous geared hinge and requires no additional clearance

- X-Series hinges allow for a deeper cavity for electrical wires when ordering an electrified hinge

### Full Mortise

XM\_

AVAILABLE FINISHES: C, D

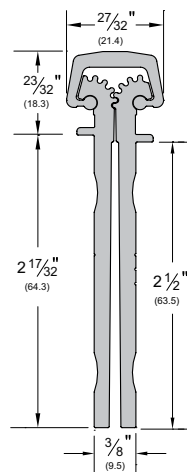


### Full Mortise for 2 1/2" Thick Door

- Wider hinge leaves to accommodate doors 2 1/2" thick

X25M\_

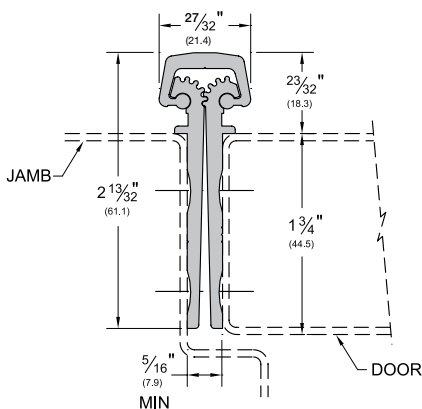
AVAILABLE FINISHES: C, D



### Short Leaf Flush

XF\_

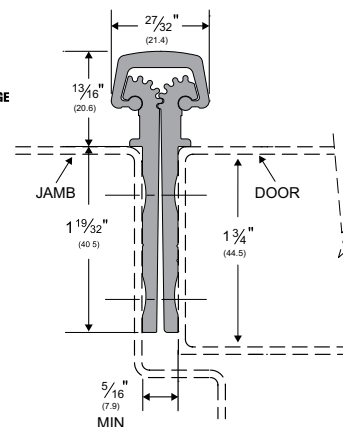
AVAILABLE FINISHES: C, D



### Kawneer Full Mortise

XK\_

AVAILABLE FINISHES: C, D

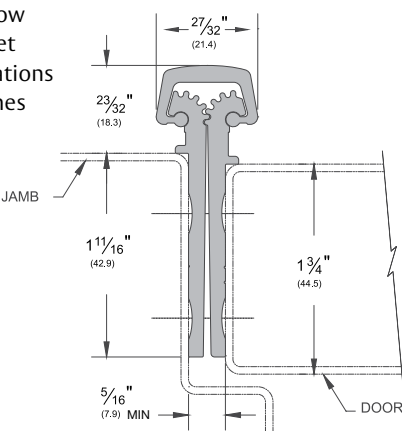


### Short Leaf Inset

- Designed for use with hollow metal doors where the inset conforms to S.D.I. specifications for aligning doors and frames

XI\_

AVAILABLE FINISHES: C, D



AVAILABLE FINISHES FOR PRODUCTS SHOWN ON THIS PAGE (see General Information section for finish chart)  
 C (Clear Anodized) D (Dark Bronze Anodized)

800-346-7707 | www.pemko.com

Check the web site for the up-to-date catalog

Copyright © 2015-2017, Pemko Manufacturing Co., an ASSA ABLOY Group company. All rights reserved.  
 Reproduction in whole or in part without the express written permission of Pemko Manufacturing Co. is prohibited.

**ASSA ABLOY**

The global leader in  
 door opening solutions

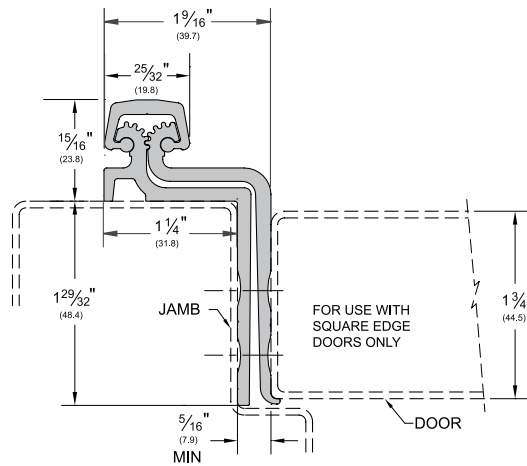
# Offset Hinges

- Used when the door needs to swing out of the opening

## Offset Full Mortise

\_OS\_FM

AVAILABLE FINISHES: C, D

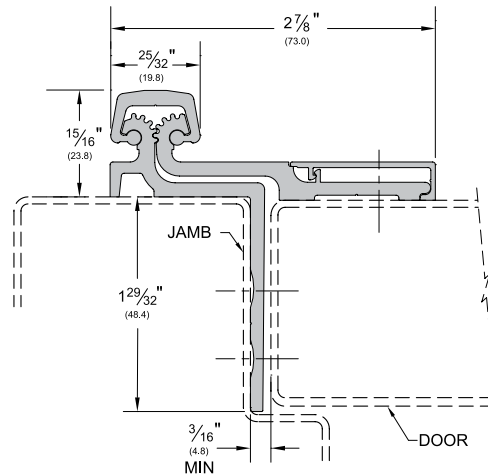


## Offset Half Surface

- Replacement snap cover is C1 for Clear Anodized or D1 for Dark Bronze Anodized

\_OS\_HS

AVAILABLE FINISHES: C, D



AVAILABLE FINISHES FOR PRODUCTS SHOWN ON THIS PAGE (see General Information section for finish chart)  
 C (Clear Anodized) D (Dark Bronze Anodized)

**ASSA ABLOY**

The global leader in door opening solutions

800-346-7707 | www.pemko.com  
 Check the web site for the up-to-date catalog

Copyright © 2015-2017, Pemko Manufacturing Co., an ASSA ABLOY Group company. All rights reserved.  
 Reproduction in whole or in part without the express written permission of Pemko Manufacturing Co. is prohibited.

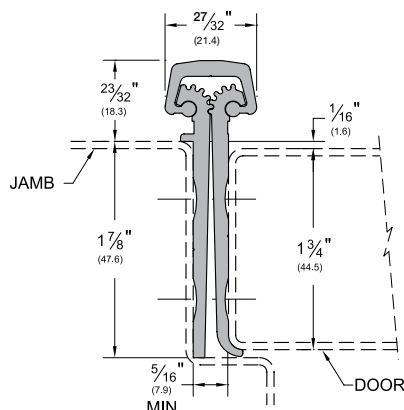
## Full Mortise Hinges

- Full-Mortise units are designed mainly for new door applications and are applied to the frame rabbet and door edge to conceal both leaves

### Full Mortise

\_FM

AVAILABLE FINISHES: **BL, C, D, G, PW, SN**

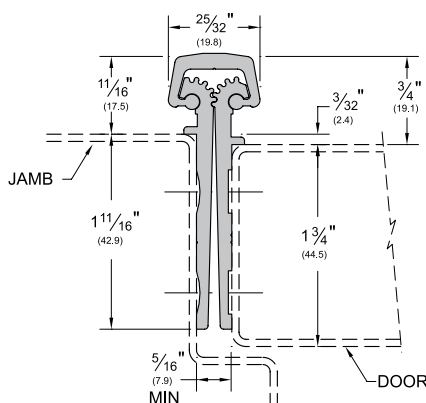


### Full Mortise Short Leaf Inset

- Designed for use with doors which range between 1 3/4" to 2 1/4"
- Designed for use with hollow metal doors and frames where the inset conforms to S.D.I. specifications for aligning doors and frames

\_FM\_SLI

AVAILABLE FINISHES: **BL, C, D, G, PW, SN**

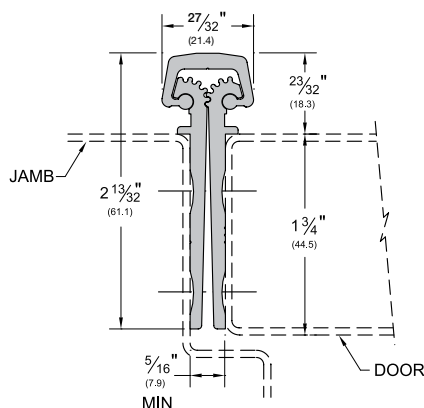


### Full Mortise Short Leaf Flush

- Designed for use with doors which range between 1 3/4" to 2 1/4"
- Also used for bifold applications to keep the faces of the doors flush (not illustrated)

\_FM\_SLF

AVAILABLE FINISHES: **BL, C, D, G, PW, SN**



AVAILABLE FINISHES FOR PRODUCTS SHOWN ON THIS PAGE (see General Information section for finish chart)  
**BL** (Black Anodized) **C** (Clear Anodized) **D** (Dark Bronze Anodized) **G** (Gold Anodized)  
**PW** (Painted White) and **SN** (Satin Nickel) are special finishes available upon request.

800-346-7707 | www.pemko.com

Check the web site for the up-to-date catalog

Copyright © 2015-2017, Pemko Manufacturing Co., an ASSA ABLOY Group company. All rights reserved.  
 Reproduction in whole or in part without the express written permission of Pemko Manufacturing Co. is prohibited.

**ASSA ABLOY**

The global leader in  
 door opening solutions

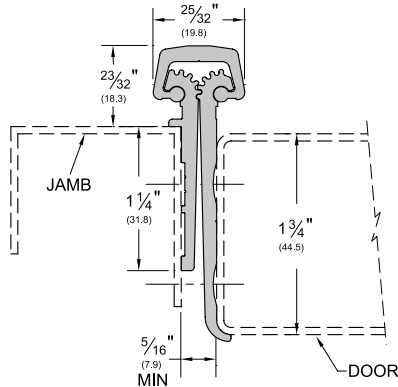
# Special Full Mortise Hinges

- Special Full-Mortise units are designed for door and frame applications where the hinge leaf may interfere with the weatherstrip, thermal break, or applied stop of the frame
- Special Full-Mortise hinges are applied to the frame rabbet and door edge to conceal both leaves

## Special Full Mortise

\_SPFM

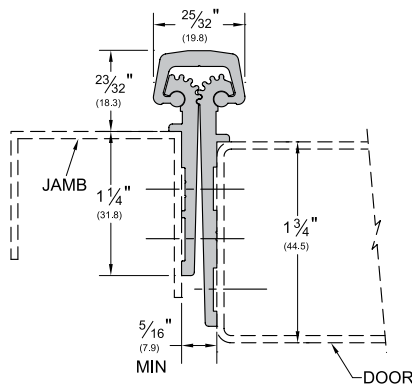
AVAILABLE FINISHES: **BL, C, D, PW, SN**



## Special Full Mortise Short Leaf Inset

\_SPFM\_SLI

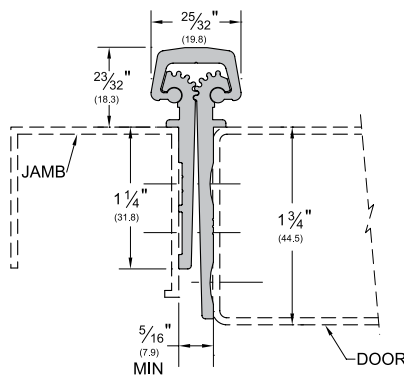
AVAILABLE FINISHES: **BL, C, D, G, PW, SN**



## Special Full Mortise Short Leaf Flush

\_SPFM\_SLF

AVAILABLE FINISHES: **BL, C, D, G, PW, SN**



AVAILABLE FINISHES FOR PRODUCTS SHOWN ON THIS PAGE (see General Information section for finish chart)  
**BL** (Black Anodized) **C** (Clear Anodized) **D** (Dark Bronze Anodized) **G** (Gold Anodized)  
**PW** (Painted White) and **SN** (Satin Nickel) are special finishes available upon request.

**ASSA ABLOY**

The global leader in door opening solutions

800-346-7707 | www.pemko.com  
 Check the web site for the up-to-date catalog

Copyright © 2015-2017, Pemko Manufacturing Co., an ASSA ABLOY Group company. All rights reserved.  
 Reproduction in whole or in part without the express written permission of Pemko Manufacturing Co. is prohibited.



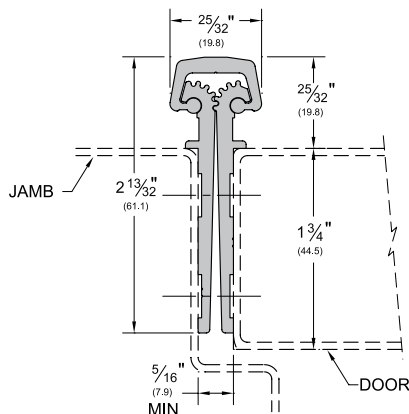
## Full Mortise Hinge

- Like our other Full Mortise units, the Kawneer Hinges are designed mainly for new door applications and are applied to the frame rabbet and door edge to conceal both leaves
- Developed for the Kawneer “Tuffline” series of aluminum doors

### Kawneer Full Mortise

K\_FM

AVAILABLE FINISHES: **BL, C, D, PW, SN**



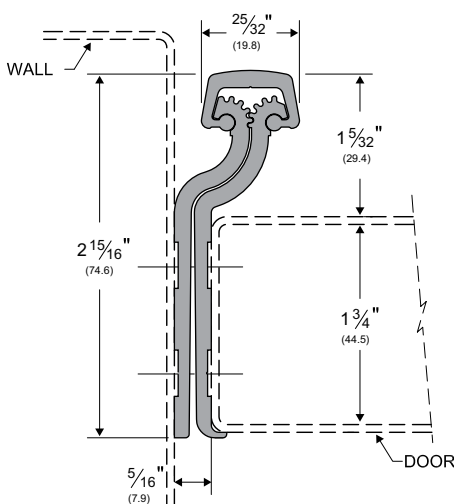
### Raised Gear Hinge

- Designed for wood or metal cased openings when hinge is to be installed deep on the rabbet. The design of the leaves allows for the hinge to pivot without interference from the cap.
- Certain door/frame conditions may require an extra 1/32" to 1/16" clearance. Excessive clearance on fire rated assemblies may violate the requirements of NFPA80

### Full Mortise Raised Gear

\_FM\_RG

AVAILABLE FINISHES: **BL, C, D, PW, SN**



AVAILABLE FINISHES FOR PRODUCTS SHOWN ON THIS PAGE (see General Information section for finish chart)  
**BL** (Black Anodized) **C** (Clear Anodized) **D** (Dark Bronze Anodized) **G** (Gold Anodized)  
**PW** (Painted White) and **SN** (Satin Nickel) are special finishes available upon request.

800-346-7707 | www.pemko.com

Check the web site for the up-to-date catalog

Copyright © 2015-2017, Pemko Manufacturing Co., an ASSA ABLOY Group company. All rights reserved.  
 Reproduction in whole or in part without the express written permission of Pemko Manufacturing Co. is prohibited.

**ASSA ABLOY**

The global leader in  
 door opening solutions

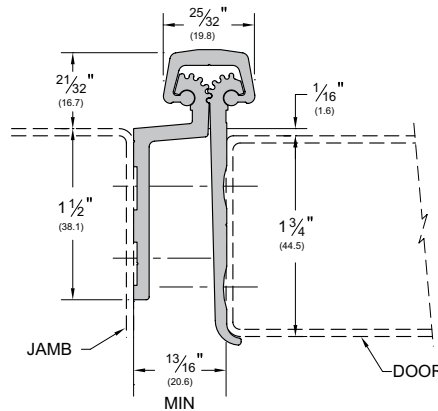
# Full Mortise Safety Hinge

- Full Mortise Safety units are designed mainly for new door applications in child care and nursing facilities
- These hinges require extra clearance and are applied to conceal both leaves

## Full Mortise Safety

\_FM\_SF

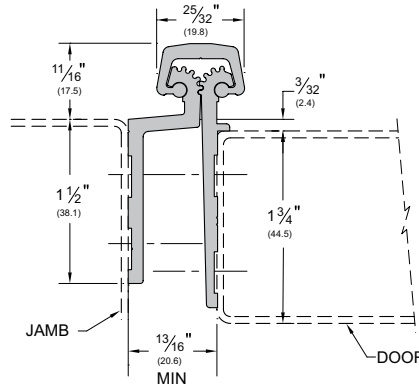
AVAILABLE FINISHES: **BL, C, D, PW, SN**



## Full Mortise Short Leaf Inset Safety

\_FM\_SLISF

AVAILABLE FINISHES: **BL, C, D, PW, SN**



## Full Mortise Hinge for 1 3/8\" Door

- More bearings than \_RS138 hinge to work in commercial grade application
- Shorter leaves for thinner doors

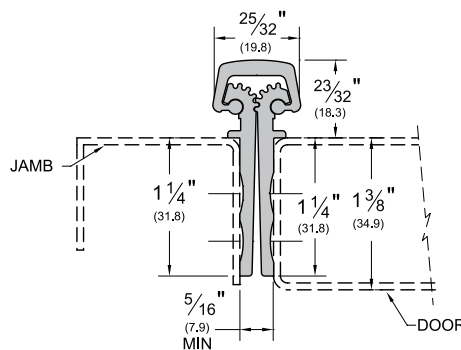
## Full Mortise

FM\_SLF138

AVAILABLE FINISHES: **BL, C, D, PW, SN**



LISTED  
DOOR HINGE  
76Y2



AVAILABLE FINISHES FOR PRODUCTS SHOWN ON THIS PAGE (see General Information section for finish chart)  
**BL** (Black Anodized) **C** (Clear Anodized) **D** (Dark Bronze Anodized)  
**PW** (Painted White) and **SN** (Satin Nickel) are special finishes available upon request.

**ASSA ABLOY**

The global leader in  
door opening solutions

800-346-7707 | www.pemko.com  
Check the web site for the up-to-date catalog

Copyright © 2015-2017, Pemko Manufacturing Co., an ASSA ABLOY Group company. All rights reserved.  
Reproduction in whole or in part without the express written permission of Pemko Manufacturing Co. is prohibited.

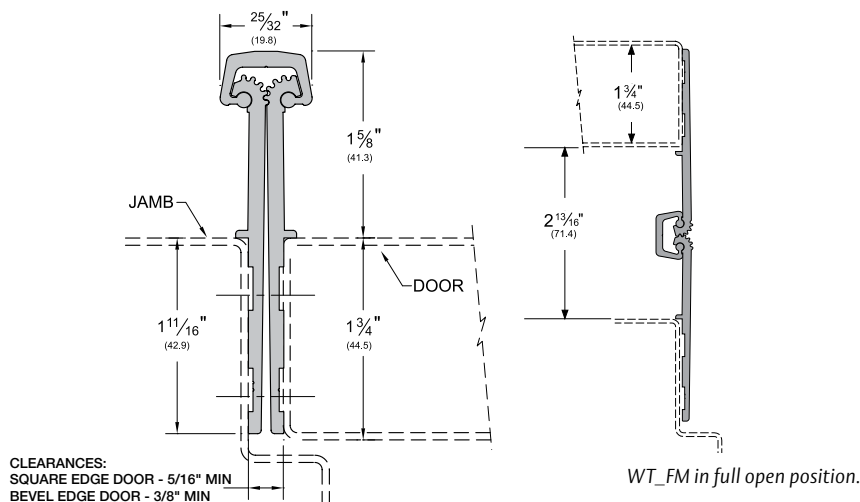
## Wide Throw Full Mortise Hinge

- Wide Throw Full Mortise units are designed mainly for new door applications that require extra clearance due to special frame, door or wall design, and are applied to the frame rabbet and door edge to conceal both leaves
- More clearance between the door and frame when door is open 180°
- Available only in heavy duty to support larger doors

### Wide Throw Full Mortise

WT\_FM

AVAILABLE FINISHES: C, D, G



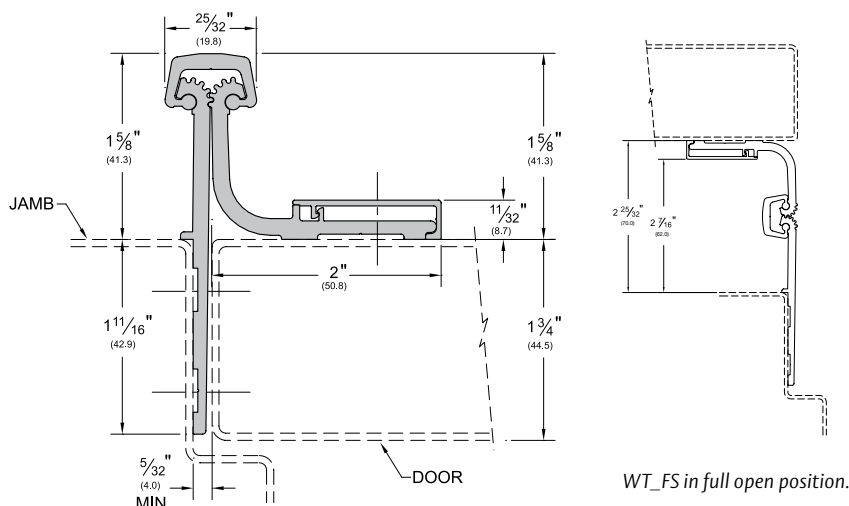
## Wide Throw Half Surface Hinge

- Wide Throw Half Surface units are designed mainly for retrofit applications that require extra clearance due to special frame, door, or wall design and are applied to the frame rabbet and the exposed door surface
- Wide Throw Half Surface units combine the versatility of the Half Surface unit and the clearance of a Wide Throw hinge into one
- Replacement snap cover is C1 for Clear Anodized or D1 for Dark Bronze Anodized

### Wide Throw Half Surface

WT\_HS

AVAILABLE FINISHES: C, D, G



AVAILABLE FINISHES FOR PRODUCTS SHOWN ON THIS PAGE (see General Information section for finish chart)  
 C (Clear Anodized) D (Dark Bronze Anodized) G (Gold Anodized)

800-346-7707 | www.pemko.com

Check the web site for the up-to-date catalog

Copyright © 2015-2017, Pemko Manufacturing Co., an ASSA ABLOY Group company. All rights reserved.  
 Reproduction in whole or in part without the express written permission of Pemko Manufacturing Co. is prohibited.

**ASSA ABLOY**

The global leader in  
 door opening solutions

## Half Surface Hinge

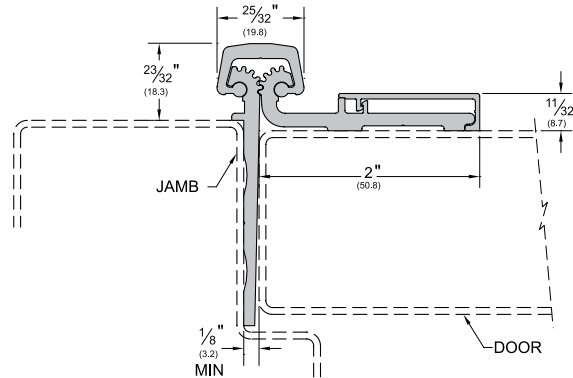
- Half Surface units are designed mainly for retrofit work, and are applied to the exposed surface of the door and the frame rabbet
- Designed for use with hollow metal frames, where the inset conforms to S.D.I. specifications for aligning doors and frames

- Allows for adjustments in order to properly align edge of the door to the frame
- Replacement snap cover is C1 for Clear Anodized or D1 for Dark Bronze Anodized

### Half Surface

\_HS

AVAILABLE FINISHES: BL, C, D, PW, SN



## Half Surface Safety Hinge

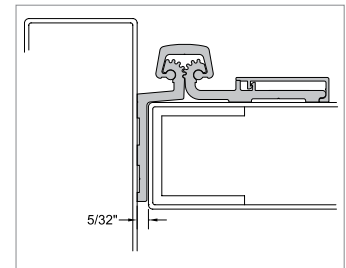
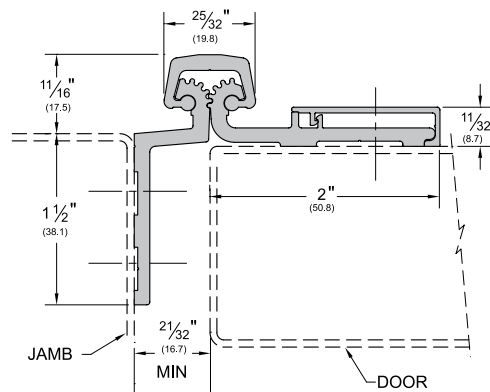
- Half Surface Safety units are designed mainly for retrofit work in child care and nursing facilities and are applied to the exposed surface of the door and the frame rabbet

- Replacement snap cover is C1 for Clear Anodized or D1 for Dark Bronze Anodized

### Half Surface Safety

\_HS\_SF

AVAILABLE FINISHES: BL, C, D, PW, SN



HS\_SF in deep frame application is no longer a safety hinge

## Half Mortise Hinge

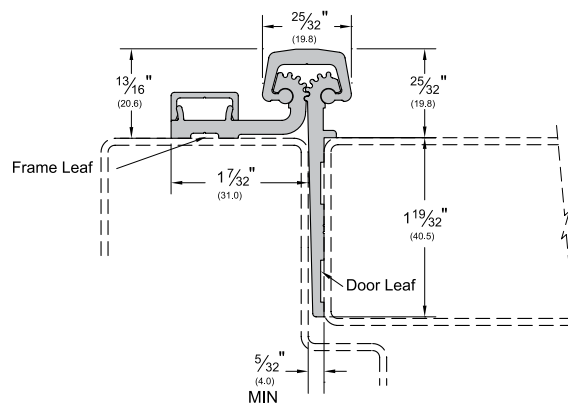
- Half Mortise units are designed mainly for retrofit work and are applied to the exposed surface of the frame and the door edge
- Designed to require only 5/32" clearance instead of 5/16" and also allows for adjustments to properly align edge of the door to the frame face

- Replacement snap cover is C29316 for Clear Anodized or D29316 for Dark Bronze Anodized

### Half Mortise

\_HM

AVAILABLE FINISHES: C, D, G



AVAILABLE FINISHES FOR PRODUCTS SHOWN ON THIS PAGE (see General Information section for finish chart)  
 BL (Black Anodized) C (Clear Anodized) D (Dark Bronze Anodized) G (Gold Anodized)  
 PW (Painted White) and SN (Satin Nickel) are special finishes available upon request.

**ASSA ABLOY**

The global leader in  
door opening solutions

800-346-7707 | www.pemko.com  
Check the web site for the up-to-date catalog

Copyright © 2015-2017, Pemko Manufacturing Co., an ASSA ABLOY Group company. All rights reserved.  
 Reproduction in whole or in part without the express written permission of Pemko Manufacturing Co. is prohibited.

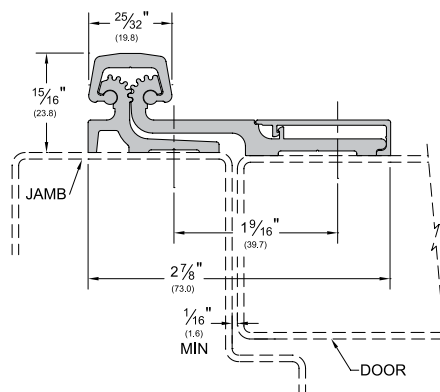
## Standard Full Surface Hinge

- Full Surface units are designed mainly for retrofit work, and are applied to the exposed surfaces of the door and frame
- Replacement snap cover is C1 for Clear Anodized or D1 for Dark Bronze Anodized

### Full Surface

\_FS

AVAILABLE FINISHES: **BL, C, D, PW, SN**



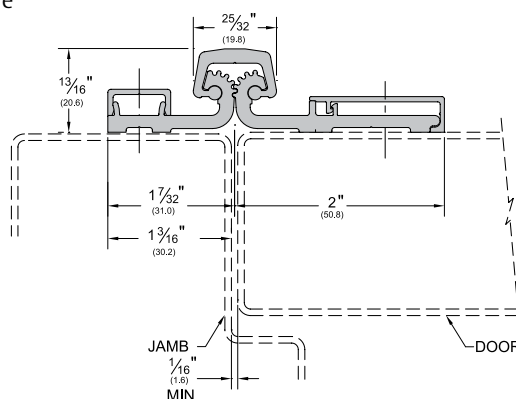
## Full Surface Center Pivot Hinge

- Full Surface Center Pivot units are designed mainly for retrofit work and are applied to the exposed surfaces of the door and frame
- Full Surface Center Pivot units easily replace butt hinges since no door or frame adjustments are necessary and are more versatile with restricted frame faces
- Replacement snap cover for door leaf is C1 for Clear Anodized or D1 for Dark Bronze Anodized. Replacement snap cover for frame leaf is C29316 for Clear Anodized or D29316 for Dark Bronze Anodized

### Full Surface Center Pivot

\_FS\_CP

AVAILABLE FINISHES: **BL, C, D, PW, SN**



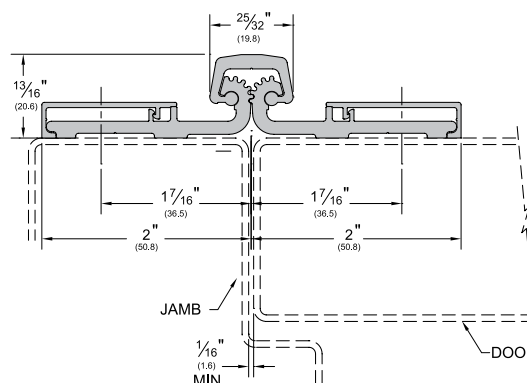
## Full Surface Balanced Pivot Hinge

- Allows for easy replacement from butt hinges as the pivot point remains the same and no door or frame adjustments are necessary
- No template adjustments are needed for existing door opening/closing devices
- Equal length leaves provide an aesthetic appearance
- Good in a bi-fold application where two doors need to be hinged
- Replacement snap cover for either leaf is C1 for Clear Anodized or D1 for Dark Bronze Anodized

### Full Surface Balanced Pivot

\_FS\_BP

AVAILABLE FINISHES: **BL, C, D, PW, SN**



AVAILABLE FINISHES FOR PRODUCTS SHOWN ON THIS PAGE (see General Information section for finish chart)  
**BL** (Black Anodized) **C** (Clear Anodized) **D** (Dark Bronze Anodized)  
**PW** (Painted White) and **SN** (Satin Nickel) are special finishes available upon request.

800-346-7707 | www.pemko.com

Check the web site for the up-to-date catalog

Copyright © 2015-2017, Pemko Manufacturing Co., an ASSA ABLOY Group company. All rights reserved.  
 Reproduction in whole or in part without the express written permission of Pemko Manufacturing Co. is prohibited.

**ASSA ABLOY**

The global leader in  
 door opening solutions

## Full Mortise Residential Hinges

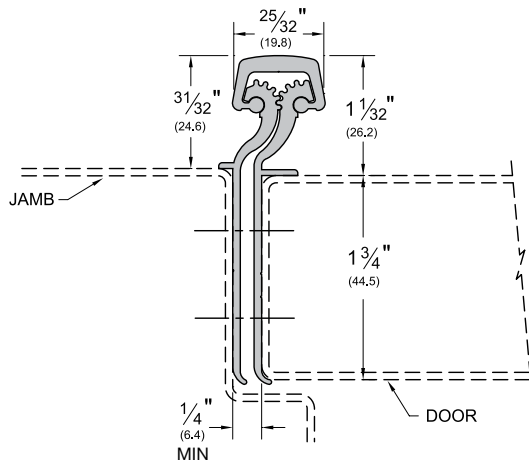
- Full Mortise Residential units are designed mainly for new door and frame applications, and are applied to conceal both leaves

NOTE: All RS series hinges are excluded from the "LIFE OF THE OPENING" guarantee, and instead carry a ten (10) year warranty

### \_RS175

AVAILABLE FINISHES: C, D

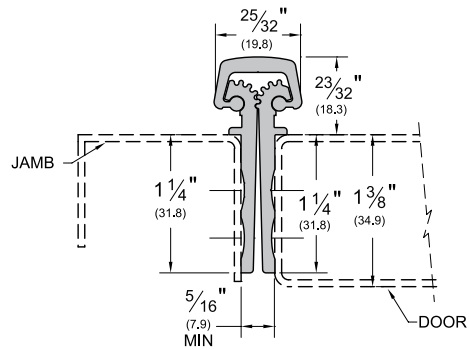
- Designed for 1 $\frac{3}{4}$ " MAXIMUM thickness with a weight up to 90 lbs.



### \_RS138

AVAILABLE FINISHES: C, D

- Shorter leaves for thinner doors
- Designed for doors 1 $\frac{3}{8}$ " thick with a weight limit up to 90 lbs.



AVAILABLE FINISHES FOR PRODUCTS SHOWN ON THIS PAGE (see General Information section for finish chart)  
 C (Clear Anodized) D (Dark Bronze Anodized)

**ASSA ABLOY**

The global leader in  
 door opening solutions

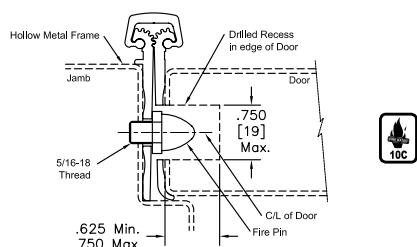
800-346-7707 | www.pemko.com  
 Check the web site for the up-to-date catalog

Copyright © 2015-2017, Pemko Manufacturing Co., an ASSA ABLOY Group company. All rights reserved.  
 Reproduction in whole or in part without the express written permission of Pemko Manufacturing Co. is prohibited.

## FirePins For Use With 3-Hour Fire Rated Assemblies

- FirePins™ are required to achieve 3-hour fire rating
- Although PemkoHinge® Continuous Hinges carry UL Fire Ratings unequaled in the industry, some applications may require the use of FirePins™
- FirePin™ applications fall within the UL guidelines for retro-fitting assemblies in the field. Expensive shop modifications and door/frame reinforcements are not required
- FirePins™ also add extra security to a door assembly

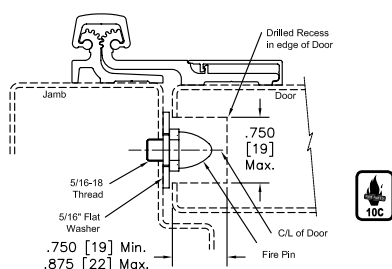
### Full Mortise Hinges



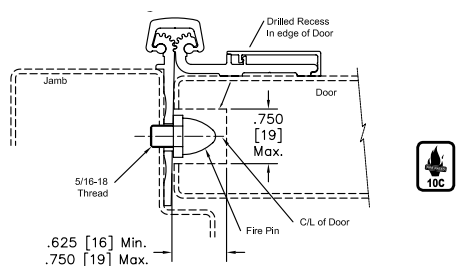
#### FirePin Locations

- The locations (illustrated right) indicate where holes should be drilled on the hinge edge of the door
- These locations are appropriate for all hinge models (Full Mortise, Full Surface, and Half Surface)

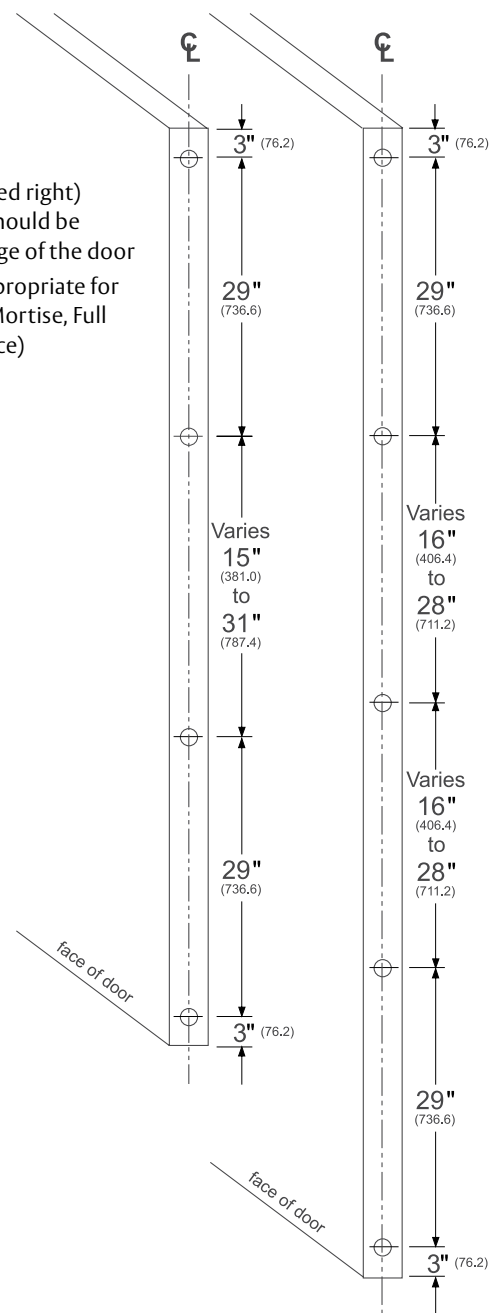
### Full Surface Hinges



### Half Surface Hinges



80" to 95" Hinges    96" to 120" Hinges



## Double Swing Hinge and Emergency Release Stop

- Innovative healthcare solution that permits quick door opening in an emergency situation
- Double Swing Hinge has a unique 100° swing and allows the door to swing in either direction
- Emergency Release Stop features a special flush bolt that is used to release the door in an emergency situation. Hospital tip is standard.
- The Double Swing Hinge and Emergency Release Stop are accepted by the New York State Office of Mental Health (OMH) for use in high risk areas.

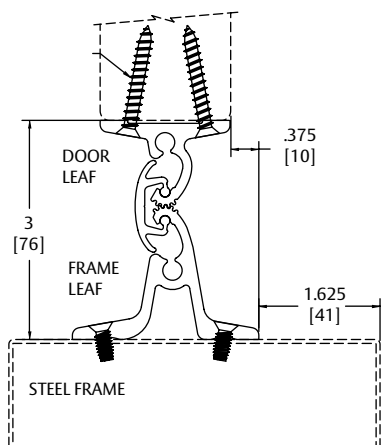
### Double Swing Hinge

- Meets the cycle test requirements for ANSI/BHMA A156.26 for Continuous Hinges.
- Meets the barrier free requirementst of ICC/ANSI A117.1 and ADAAG (2010)

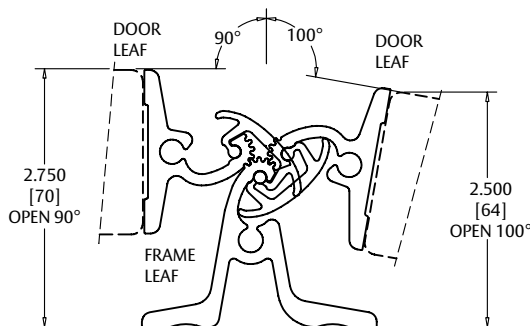
#### DSH\_

AVAILABLE FINISHES: C, D

- Designed for 1 3/4" MAXIMUM thickness with a weight up to 250 lbs.



Hinge Size	Opening	Clear Anodized
84"	7' 0"	DSHP01C-84
96"	8' 0"	DSHP01C-96
120"	10' 0"	DSHP01C-120

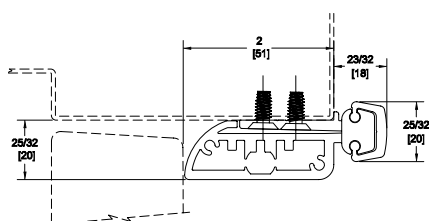


### Emergency Release Stop

- Minimum 2 3/4" backset for hardware trim
- To avoid using the extended lip strike, use a single rabbit jamb on strike side of frame.

#### ERS\_

AVAILABLE FINISHES: C, D



Hinge Size	Opening	Clear Anodized – Left Hand	Clear Anodized – Right Hand
84"	7' 0"	ERS84CxHT-LH	ERS84CxHT-RH
96"	8' 0"	ERS96CxHT-LH	ERS96CxHT-RH
120"	10' 0"	ERS120CxHT-LH	ERS120CxHT-RH

AVAILABLE FINISHES FOR PRODUCTS SHOWN ON THIS PAGE (see General Information section for finish chart)  
 C (Clear Anodized) D (Dark Bronze Anodized)

**ASSA ABLOY**

The global leader in  
 door opening solutions

800-346-7707 | www.pemko.com  
 Check the web site for the up-to-date catalog

Copyright © 2015-2017, Pemko Manufacturing Co., an ASSA ABLOY Group company. All rights reserved.  
 Reproduction in whole or in part without the express written permission of Pemko Manufacturing Co. is prohibited.



## Power Transfers

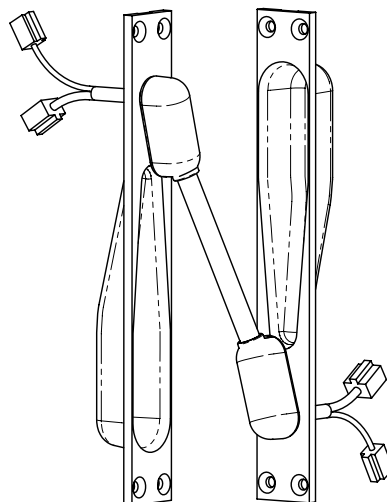
- These Securitron electronic power transfer units fit into doors and frames to transfer power from your power supply to the door-mounted electronic device

- Contact your hinge manufacturer for cutout availability

### EL-CEPT

AVAILABLE COLORS:  
US32D, US10B

- Mortises into the edges of the door and frame
- Tamper-resistant; no exposed openings
- All metal construction, including backboxes
- $\frac{7}{8}$ " knockouts on back boxes to accommodate EMF-type fitting
- 12-wire configuration with ElectroLynx compatible connectors
- Tested to 1,000,000 cycles
- Will not work on center-hung or balanced doors
- Works with most continuous hinges, up to 6" wide
- UL10B and UL10C listed



### EL-EPT

AVAILABLE COLORS:  
US2C

- Installs in the door and frame edges
- Flexible steel shield protects wires— $\frac{3}{8}$ " (9.5mm) I.D.
- New universal device; works with most butt and continuous hinges
- Not for use with center pivot doors or with pivot hinges with offset greater than  $\frac{3}{4}$ "
- UL634, UL10B, UL10C Listed
- ANSI A250.13-2003—Windstorm Resistant



### EL-EPTL

AVAILABLE COLORS:  
US2C

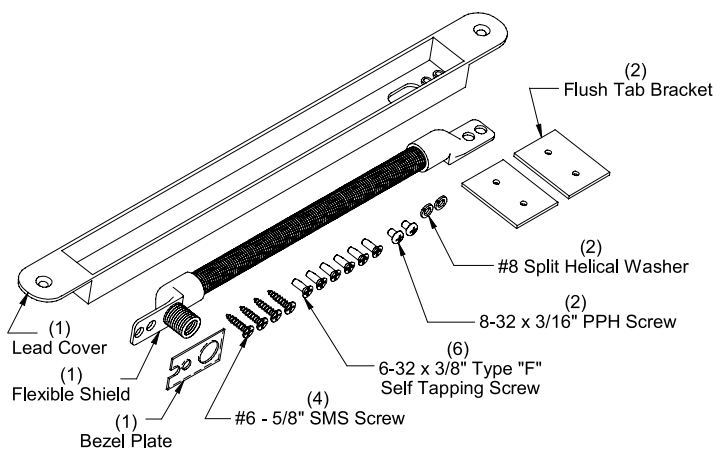
- Installs in the door and frame edges
- Flexible steel shield protects wires— $\frac{3}{8}$ " (9.5mm) I.D.
- New universal device; works with most butt and continuous hinges
- Not for use with center pivot doors or with pivot hinges with offset greater than  $\frac{3}{4}$ "
- UL634, UL10B, UL10C Listed
- ANSI A250.13-2003—Windstorm Resistant



### EL-EPT-SC

AVAILABLE COLORS:  
US2C

- Installs in the door and frame edges
- Flexible steel shield protects wires— $\frac{3}{8}$ " (9.5mm) I.D.
- New universal device; works with most butt and continuous hinges
- Functions on off-set pivot and swing clear hinged doors
- UL634, UL10B, UL10C Listed
- ANSI A250.13-2003—Windstorm Resistant



800-346-7707 | www.pemko.com

Check the web site for the up-to-date catalog

Copyright © 2015-2017, Pemko Manufacturing Co., an ASSA ABLOY Group company. All rights reserved.  
Reproduction in whole or in part without the express written permission of Pemko Manufacturing Co. is prohibited.

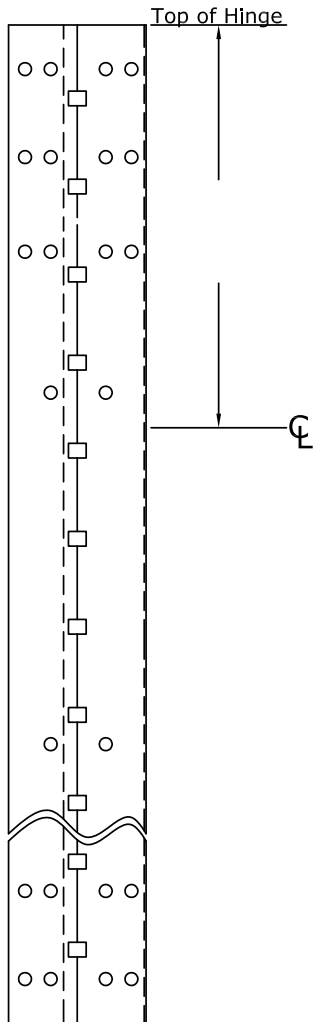
**ASSA ABLOY**

The global leader in  
door opening solutions

# PEMKO PT Information Form

In order to assign an accurate ship date and begin production of your order, please provide us with the information requested. We appreciate your cooperation and time to assist us in providing you with the type of product that will meet your requirements.

ALL PT LOCATIONS ARE REQUIRED FROM TOP OF DOOR TO CENTERLINE OF PREP



Company Name: \_\_\_\_\_  
 Contact Name: \_\_\_\_\_  
 P.O.#: \_\_\_\_\_  
 Job Name: \_\_\_\_\_  
 Phone Number: \_\_\_\_\_  
 Fax Number: \_\_\_\_\_

CTP (Power Transfer Model)

- Pemko/Markar EL-CEPT
- Pemko/Markar EL-EPT \*\*\*
- Pemko/Markar EL-EPTL \*\*\*
- Pemko/Markar EL-EPT-SC
- Securitron CEPT
- Securitron EPT/Adams Rite 4612-1 \*\*\*
- Securitron EPTL/Adams Rite 4612-2 \*\*\*
- Securitron EPT-SC/Adams Rite 4612-SC
- Von Duprin EPT-2 & EPT-10
- Precision \*\*\*
- Other (Template Needed) \_\_\_\_\_

\*\*\* Specify Hinge Leaf to Receive Mortise Prep (needed)

- Frame Leaf
- Door Leaf

Hinge Length: \_\_\_\_\_  
 RHR/LH: \_\_\_\_\_  
 LHR/RH: \_\_\_\_\_

Notes: \_\_\_\_\_  
 \_\_\_\_\_  
 \_\_\_\_\_

Order acknowledgement will be sent after all information requirements are met to determine a ship date

REV. C, 08/14  
 Manufacturer reserves the right to make changes without formal notice. Contact Engineering for latest revision.

**ASSA ABLOY**

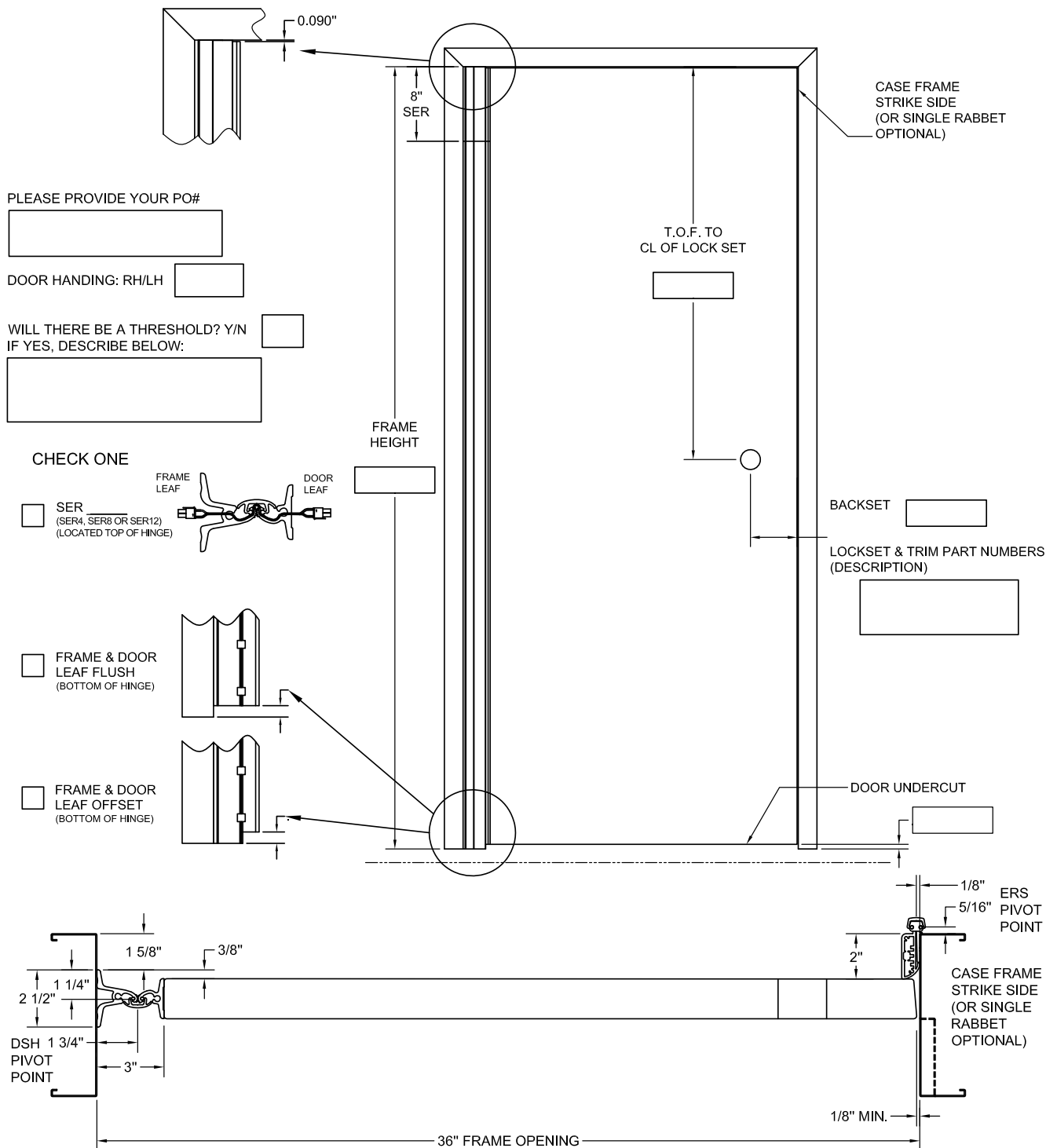
The global leader in  
 door opening solutions

800-346-7707 | www.pemko.com  
 Check the web site for the up-to-date catalog

Copyright © 2015-2017, Pemko Manufacturing Co., an ASSA ABLOY Group company. All rights reserved. Reproduction in whole or in part without the express written permission of Pemko Manufacturing Co. is prohibited.

# ERS\_x DSH\_ - Customer Form

PLEASE FILL IN ALL BOXES BELOW WITH THE RELEVANT INFORMATION. ALL BOXES MUST BE FILLED IN TO ENSURE YOU RECEIVE THE CORRECT DSH HINGE



REV. 5, 04/28/14  
 Manufacturer reserves the right to make changes without formal notice. Contact Engineering for latest revision.

800-346-7707 | www.pemko.com  
 Check the web site for the up-to-date catalog

Copyright © 2015-2017, Pemko Manufacturing Co., an ASSA ABLOY Group company. All rights reserved.  
 Reproduction in whole or in part without the express written permission of Pemko Manufacturing Co. is prohibited.

**ASSA ABLOY**

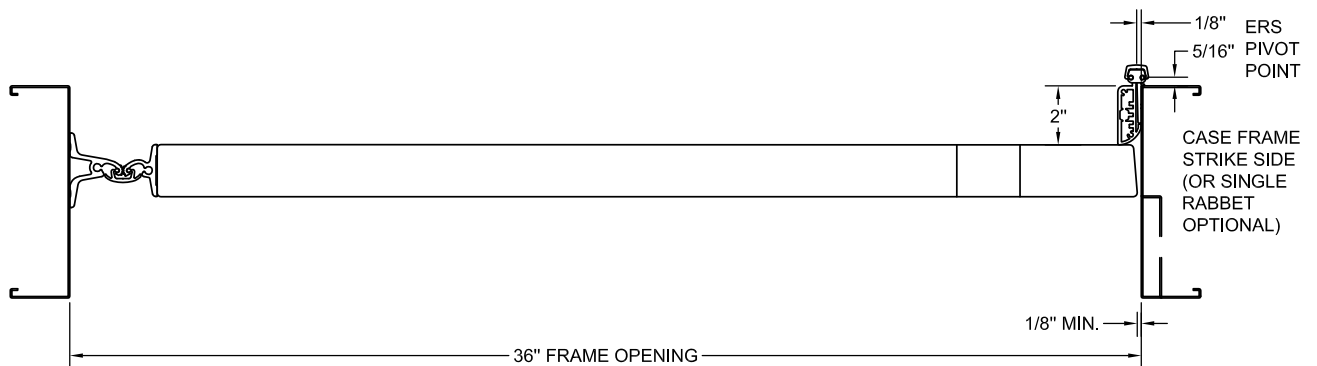
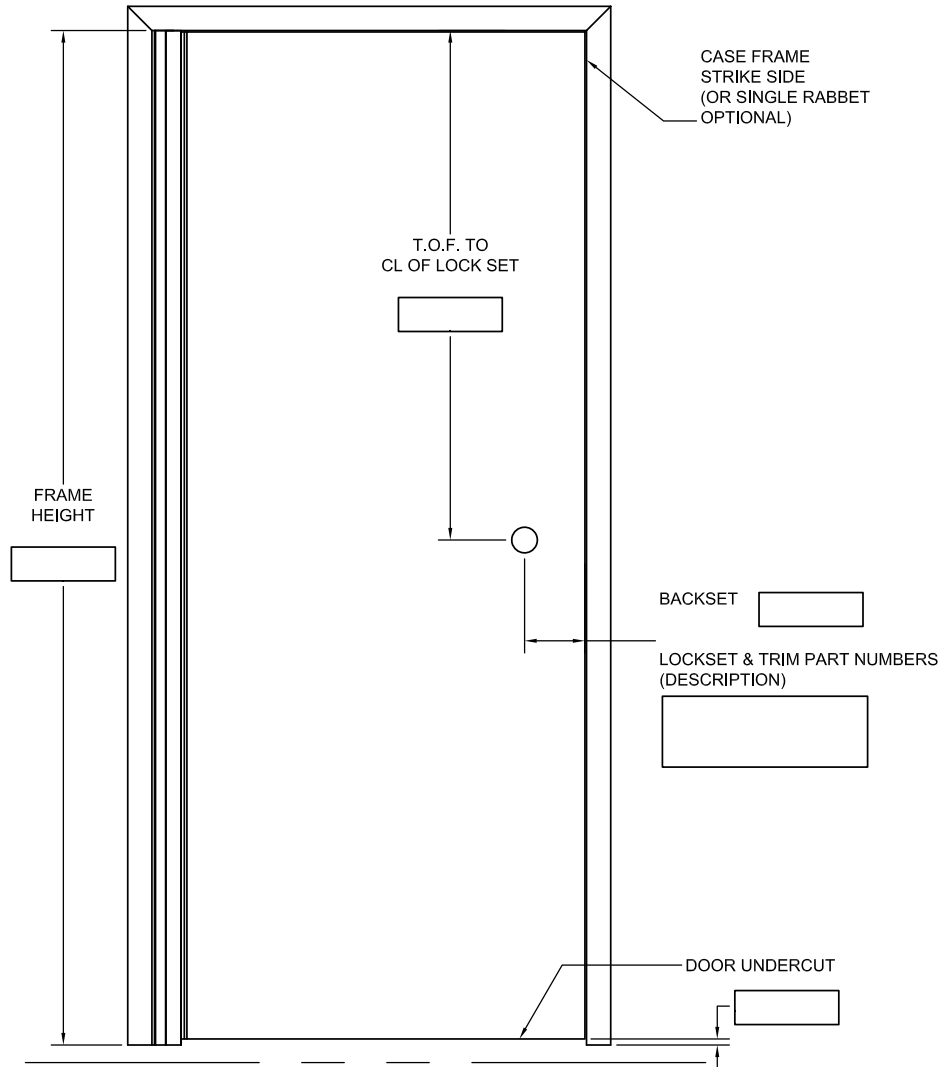
The global leader in door opening solutions

# ERS – Customer Form

PLEASE FILL IN ALL BOXES BELOW WITH THE RELEVANT INFORMATION. ALL BOXES MUST BE FILLED IN TO ENSURE YOU RECEIVE THE CORRECT ERS HINGE

PLEASE PROVIDE YOUR PO#

DOOR HANDING: RH/LH -



REV. 4, 01/10/14  
 Manufacturer reserves the right to make changes without formal notice. Contact Engineering for latest revision.

**ASSA ABLOY**

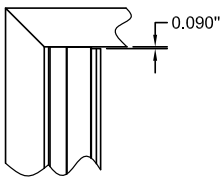
The global leader in door opening solutions

800-346-7707 | [www.pemko.com](http://www.pemko.com)  
 Check the web site for the up-to-date catalog

Copyright © 2015-2017, Pemko Manufacturing Co., an ASSA ABLOY Group company. All rights reserved. Reproduction in whole or in part without the express written permission of Pemko Manufacturing Co. is prohibited.

# DSH\_ - Customer Form

PLEASE FILL IN ALL BOXES BELOW WITH THE RELEVANT INFORMATION. ALL BOXES MUST BE FILLED IN TO ENSURE YOU RECEIVE THE CORRECT DSH HINGE



PLEASE PROVIDE YOUR PO#

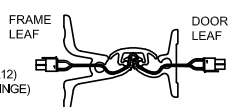
DOOR HANDING: RH/LH

WILL THERE BE A THRESHOLD? Y/N  
IF YES, DESCRIBE BELOW:

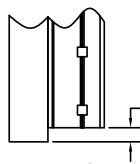


CHECK ONE

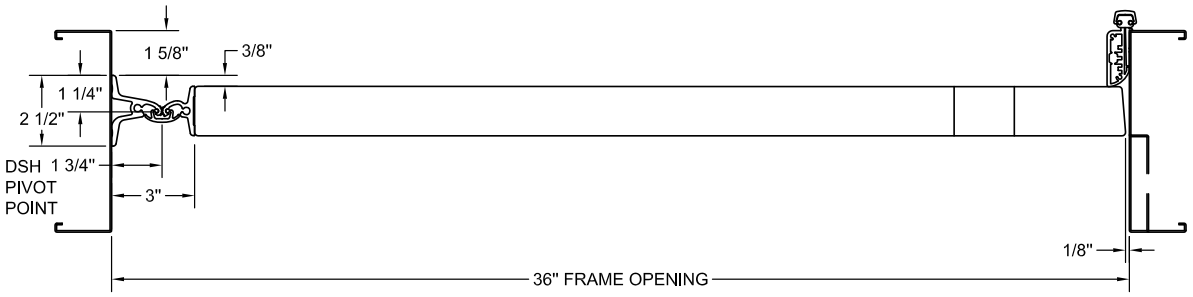
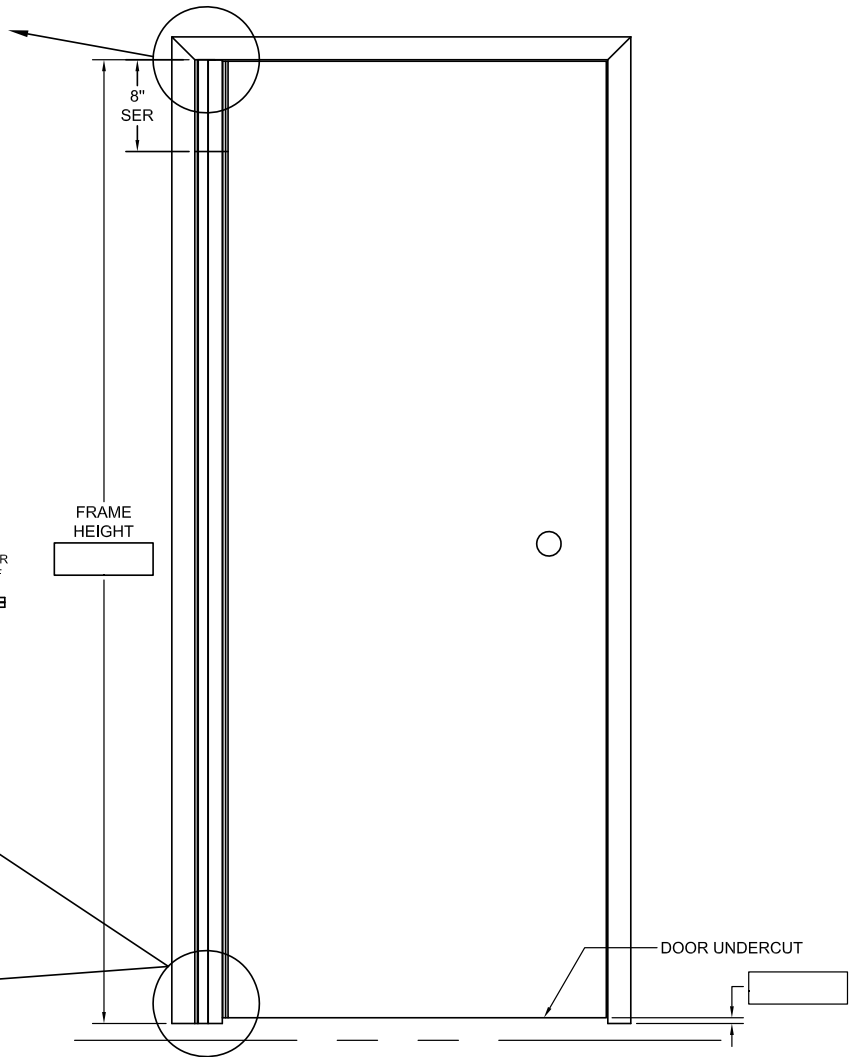
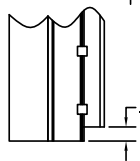
SER  
(SER4, SER8 OR SER12)  
(LOCATED TOP OF HINGE)




FRAME & DOOR LEAF FLUSH  
(BOTTOM OF HINGE)




FRAME & DOOR LEAF OFFSET  
(BOTTOM OF HINGE)



REV. 5, 04/28/14  
Manufacturer reserves the right to make changes without formal notice. Contact Engineering for latest revision.


800-346-7707 | www.pemko.com  
Check the web site for the up-to-date catalog

Copyright © 2015-2017, Pemko Manufacturing Co., an ASSA ABLOY Group company. All rights reserved.  
Reproduction in whole or in part without the express written permission of Pemko Manufacturing Co. is prohibited.

**ASSA ABLOY**

The global leader in door opening solutions





## COMMERCIAL THRESHOLDS

### CONTENTS:

Saddle Thresholds.....	104-110
Half Saddles.....	110-113
Offset Saddles.....	113-114
Stainless Steel Saddles.....	114-115
Stainless Steel Half Saddles.....	115
Stainless Steel Offset Saddle.....	115
Thermal Barrier Saddles.....	116-118
Stainless Steel Thermal Barrier Threshold.....	118-119
Latching Panic Exit Saddles.....	120-123
Latching Panic Exit Saddles - Thermal Barrier.....	124-126
Acoustic Thresholds.....	127
Eco-V™ Thresholds.....	128
Adjustable Width Eco-V™ Thresholds.....	129
Heavy Duty Latching Panic Exit Saddle Thresholds.....	130
Heavy Duty Thresholds.....	130-131
Modular Heavy Duty Thresholds.....	131
Floor Plates/Safety Treads.....	132-133
Aluminum Plates.....	133
Carpet Separators.....	134
Floor Plate Supports/Accessories.....	135
Elevators.....	135
Threshold Stop Strips.....	136
Floor Closer Thresholds/Cover Plate Assemblies.....	137
ANSI/BHMA A156.21, Thresholds - Cross Reference.....	138-140

### INDEX:

PRODUCT	PAGE	PRODUCT	PAGE	PRODUCT	PAGE	PRODUCT	PAGE
14/1.....	133	193.....	132	254x4x170.....	137	278x224_FG.....	125
18/1.....	133	193x2/195.....	137	254x4x171.....	137	278x292_FGPK.....	126
151.....	104	194.....	135	254x5_FG.....	118	279.....	110
154.....	107	195.....	135	254x226.....	123	279x224_FG.....	125
154SS.....	114	196.....	135	254x226_FG.....	124	279x292_FGPK.....	126
156.....	110	198.....	109	255.....	112	282.....	135
157.....	114	200.....	135	255x5.....	109	283.....	135
158.....	113	227.....	113	255x5_FG.....	117	290.....	136
158SS.....	115	228.....	132	255x226.....	123	1546.....	107
159.....	122	229.....	113	255x226_FG.....	124	1547.....	107
166.....	106	230.....	134	256.....	112	1571.....	114
168.....	111	236.....	134	256x6.....	109	1665.....	106
169.....	106	246.....	134	256x6_FG.....	116	1700.....	106
170.....	106	252.....	111	257x259.....	137	1710.....	107
171.....	108	252SS.....	115	270.....	104	1715.....	130
172.....	108	252x2_FG.....	117	271.....	104	1716.....	131
173.....	104	252x226.....	123	272.....	104	1717.....	131
174.....	134	252x226_FG.....	124	273.....	110	1718.....	131
175.....	107	252x255.....	118	273x3_FG.....	116	1719.....	131
175SS.....	115	252x3_FG.....	117	273x4_FG.....	116	1842.....	136
176.....	108, 137	252x3SS.....	119	273x292_FGPK.....	126	1855.....	122
176x170.....	137	252x4SS.....	119	274x224_FG.....	125	1875.....	113
176x171.....	137	253.....	111	274.....	110	1877.....	113
177.....	122	253SS.....	115	273x224_FG.....	125	1951.....	134
179.....	121	253x3_FG.....	117	274x4.....	105, 137	2001.....	120
181.....	122	253x3SS.....	119	274x4_FG.....	116	2002.....	120
182.....	114	253x4_FG.....	117	274x4x270.....	137	2005.....	120
183.....	135	253x4SS.....	119	274x4x271.....	137	2006.....	120
184.....	136	253x226_FG.....	124	274x292_FGPK.....	126	2007.....	121
185.....	123	253x6_FG.....	118	2746x292_FGPK.....	126	2008.....	129
188.....	135	254.....	111	276.....	105, 137	2009.....	121
189.....	135	254SS.....	115	276x270.....	137	2010.....	121
190.....	132	254x4.....	108, 137	276x271.....	137	2266.....	132
191.....	132	254x4_FG.....	118	277.....	121	2286.....	133
192.....	132	254x4SS.....	119	278.....	110	2364.....	134
						2366.....	134
						2464.....	134
						2548.....	108, 137
						2548x170.....	137
						2548x171.....	137
						2549.....	109
						2550.....	109
						2555.....	112
						2565.....	112
						2705.....	130
						2715.....	130
						2716.....	130
						2727.....	114
						2727SS.....	115
						2746.....	111
						2746x6.....	105
						2746x6_FG.....	116
						2748.....	105, 137
						2748x270.....	105
						2748x271.....	105
						2749.....	133
						2750.....	133
						19125.....	127
						19325.....	127
						2006STCQ380.....	127
						2007STCQ380.....	129
						ADJ232V8.....	132
						ADJ232V14.....	128
						ADJ232x2325V8.....	129
						E197.....	128
						EV232.....	128
						EV2320.....	128
						EV2322.....	128
						EV2325.....	128
						EV2326.....	128

800-346-7707 | [www.pemko.com](http://www.pemko.com)

Check the web site for the up-to-date catalog

Copyright © 2015-2017, Pemko Manufacturing Co., an ASSA ABLOY Group company. All rights reserved.  
 Reproduction in whole or in part without the express written permission of Pemko Manufacturing Co. is prohibited.

**ASSA ABLOY**

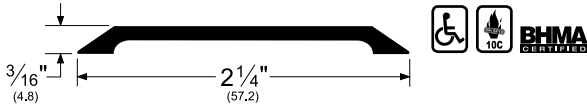
The global leader in  
 door opening solutions

## Saddle Thresholds

- To use a saddle threshold in an offset condition, use an elevator (see page 135)

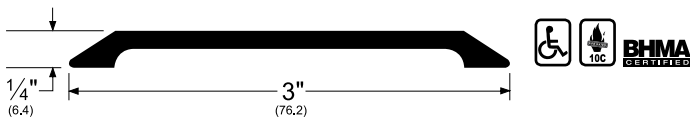
### 173\_

AVAILABLE FINISHES: **A, B, D, G**  
ANSI (aluminum): **J32300, J32330**  
ANSI (brass): **J12300, J12330**



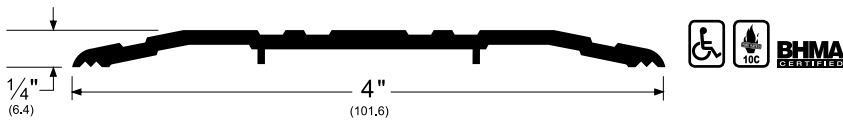
### 151\_

AVAILABLE FINISHES: **A, B, D, G**  
ANSI (aluminum): **J32300, J32330**  
ANSI (brass): **J12300, J12330**



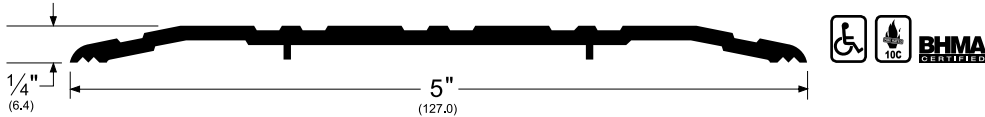
### 270\_

AVAILABLE FINISHES: **A, B, D, G**  
ANSI (aluminum): **J32100, J32130**  
ANSI (brass): **J12300, J12330**



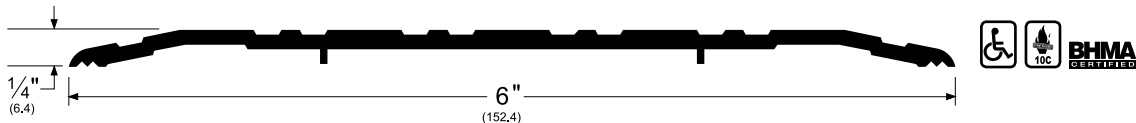
### 271\_

AVAILABLE FINISHES: **A, B, D, G, SN**  
ANSI (aluminum): **J32100, J32130**  
ANSI (brass): **J12100, J12130**



### 272\_

AVAILABLE FINISHES: **A, B, D, G, SN**  
ANSI (aluminum): **J32100, J32130**  
ANSI (brass): **J12100, J12130**



NOTE: Products shown in this section may not be drawn to scale.

AVAILABLE FINISHES FOR PRODUCTS SHOWN ON THIS PAGE (see General Information section for finish chart)  
**A** (Mill Finish Aluminum) **B** (Mill Finish Extruded Bronze [Brass]) **D** (Dark Bronze Anodized) **G** (Gold Anodized)  
**SN** (Satin Nickel Anodized)

NOTE: **G, SN** are available with limited inventory

# ASSA ABLOY

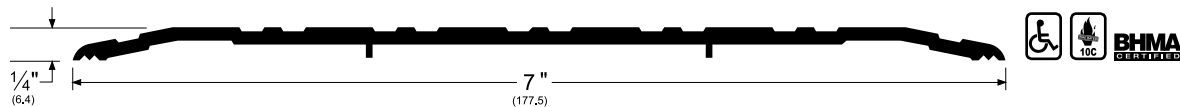
The global leader in  
door opening solutions



## Saddle Thresholds (Cont.)

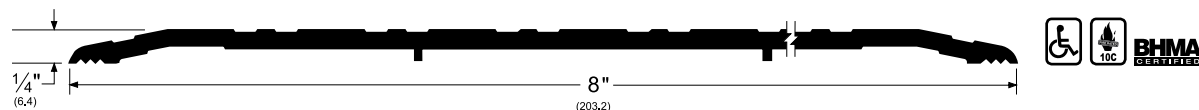
### 276\_

AVAILABLE FINISHES: A, B, D, G  
 ANSI (aluminum): J32100, J32130, J39100, J39130, J39135, J39150  
 ANSI (brass): J12100, J12130, J19100, J19130, J19135, J19150



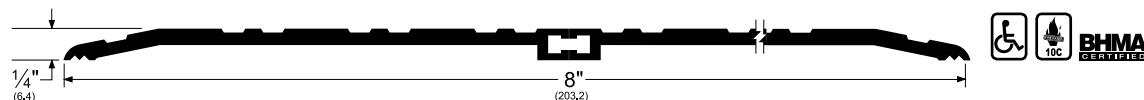
### 2748\_

AVAILABLE FINISHES: A, D, G  
 ANSI (aluminum): J32100, J32130, J39100, J39130, J39135, J39150



### 274x4\_

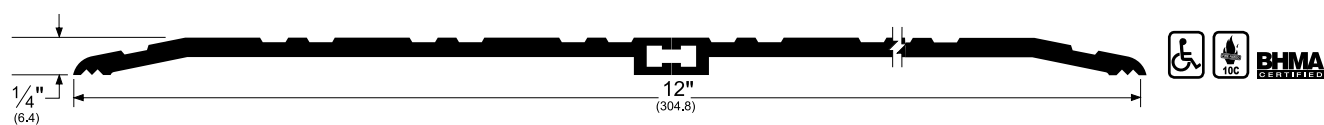
AVAILABLE FINISH: B  
 ANSI (brass): J12100, J12130, J19100, J19130, J19135, J19150



Welded on bottom.

### 2746x6\_

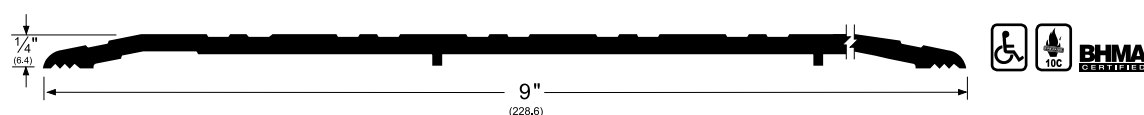
AVAILABLE FINISHES: A, D, G  
 ANSI (aluminum): J32100, J32130



Welded on bottom.

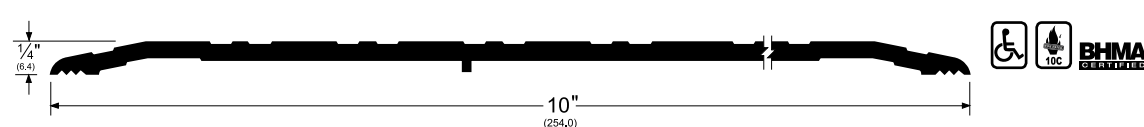
### 2749\_

AVAILABLE FINISHES: A, D, G  
 ANSI (aluminum): J32100, J32130



### 2750\_

AVAILABLE FINISHES: A, D, G  
 ANSI (aluminum): J32100, J32130



Includes two support legs (only one shown due to break in drawing)

NOTE: Products shown in this section may not be drawn to scale.

AVAILABLE FINISHES FOR PRODUCTS SHOWN ON THIS PAGE (see General Information section for finish chart)  
 A (Mill Finish Aluminum) B (Mill Finish Extruded Bronze [Brass]) D (Dark Bronze Anodized) G (Gold Anodized)

NOTE: G is available with limited inventory

800-346-7707 | www.pemko.com

Check the web site for the up-to-date catalog

Copyright © 2015-2017, Pemko Manufacturing Co., an ASSA ABLOY Group company. All rights reserved.  
 Reproduction in whole or in part without the express written permission of Pemko Manufacturing Co. is prohibited.

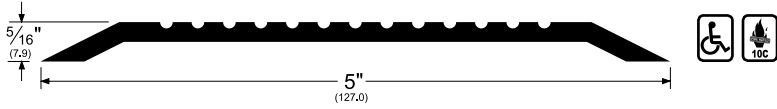
**ASSA ABLOY**

The global leader in  
 door opening solutions

## Saddle Thresholds (Cont.)

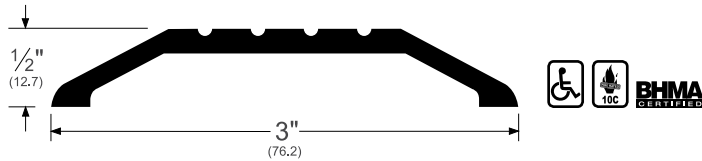
1665\_

AVAILABLE FINISHES: A, D, G



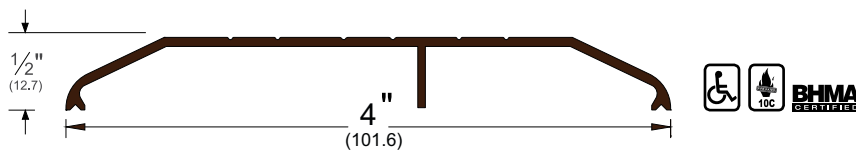
169\_

AVAILABLE FINISHES: A, D, G  
ANSI (aluminum): J32100, J32130



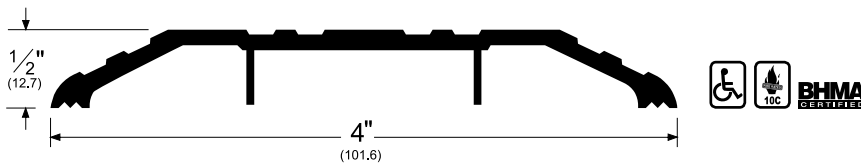
1700\_

AVAILABLE FINISH: A  
ANSI (aluminum): J32100, J32130



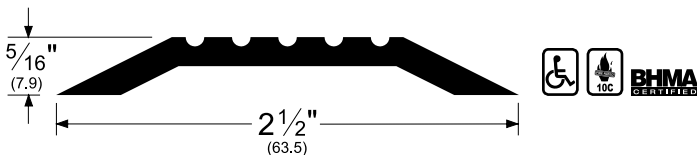
170\_

AVAILABLE FINISHES: A, B, BDG, D, G  
ANSI (aluminum): J32100, J32130  
ANSI (brass): J12100, J12130



166\_

AVAILABLE FINISHES: A, D, G  
ANSI (aluminum): J32100, J32130



NOTE: Products shown in this section may not be drawn to scale.

AVAILABLE FINISHES FOR PRODUCTS SHOWN ON THIS PAGE (see General Information section for finish chart)  
A (Mill Finish Aluminum) B (Mill Finish Extruded Bronze [Brass]) BDG (Bright Dip Gold Anodized) D (Dark Bronze Anodized) G (Gold Anodized)

NOTE: G is available with limited inventory

Check the web site for the up-to-date catalog

Copyright © 2015-2017, Pemko Manufacturing Co., an ASSA ABLOY Group company. All rights reserved.  
Reproduction in whole or in part without the express written permission of Pemko Manufacturing Co. is prohibited.

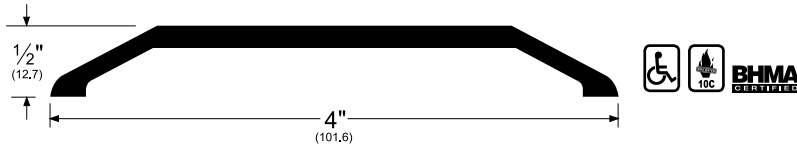
**ASSA ABLOY**

The global leader in  
door opening solutions

## Saddle Thresholds (Cont.)

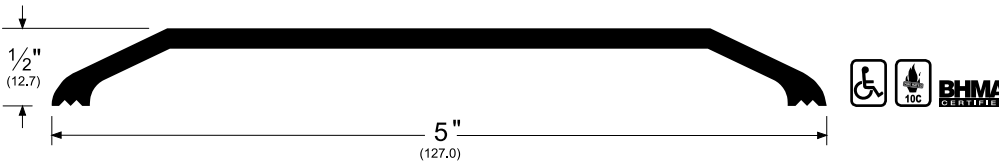
175\_

AVAILABLE FINISHES: A, B, D, G  
 ANSI (aluminum): J32300, J32330  
 ANSI (brass): J12300, J12330



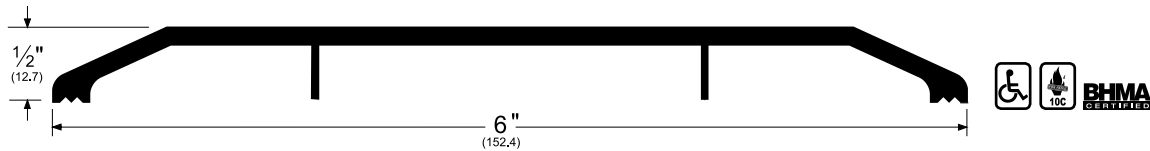
154\_

AVAILABLE FINISHES: A, D, G  
 ANSI (aluminum): J32300, J32330



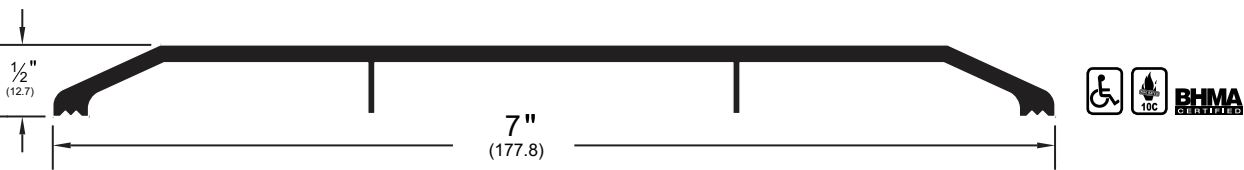
1546\_

AVAILABLE FINISHES: A, D, G  
 ANSI (aluminum): J32300, J32330



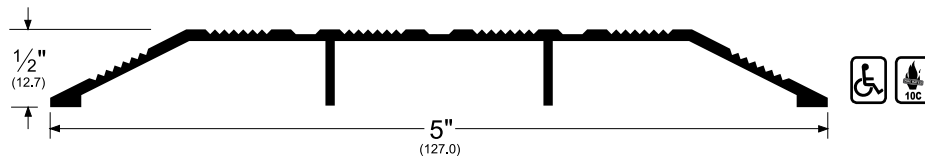
1547\_

AVAILABLE FINISHES: A, D, G  
 ANSI (aluminum): J32300, J32330



1710\_

AVAILABLE FINISH: A



NOTE: Products shown in this section may not be drawn to scale.

AVAILABLE FINISHES FOR PRODUCTS SHOWN ON THIS PAGE (see General Information section for finish chart)  
**A** (Mill Finish Aluminum) **B** (Mill Finish Extruded Bronze [Brass]) **D** (Dark Bronze Anodized) **G** (Gold Anodized)  
 800-346-7707 | www.pemko.com  
 NOTE: G is available with limited inventory  
 Check the web site for the up-to-date catalog

Copyright © 2015-2017, Pemko Manufacturing Co., an ASSA ABLOY Group company. All rights reserved.  
 Reproduction in whole or in part without the express written permission of Pemko Manufacturing Co. is prohibited.

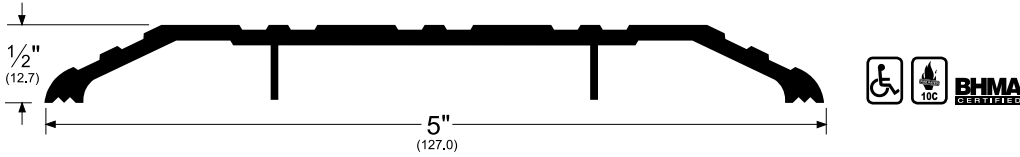
**ASSA ABLOY**

The global leader in  
 door opening solutions

## Saddle Thresholds (Cont.)

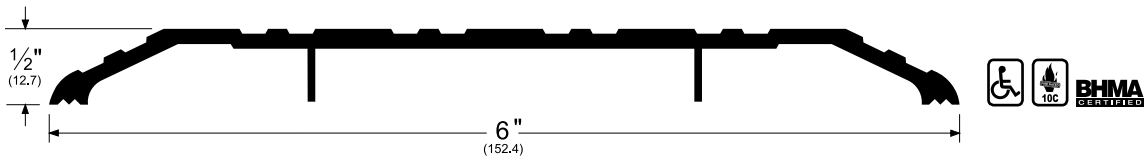
171\_

AVAILABLE FINISHES: A, B, BDG, D, G, SN  
 ANSI (aluminum): J32100, J32130  
 ANSI (brass): J12100, J12130



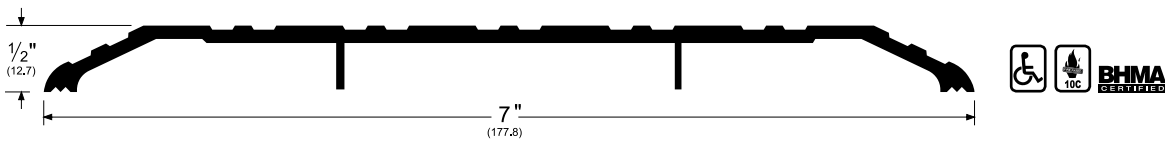
172\_

AVAILABLE FINISHES: A, B, D, G, SN  
 ANSI (aluminum): J32100, J32130  
 ANSI (brass): J12100, J12130



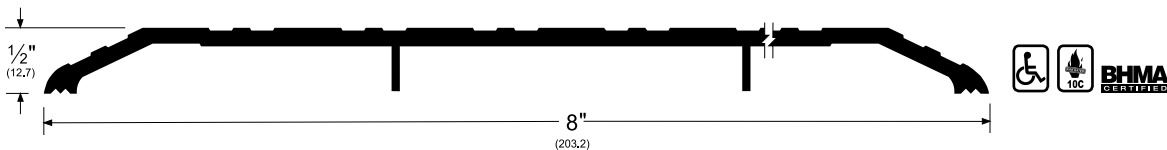
176\_

AVAILABLE FINISHES: A, B, D, G  
 ANSI (aluminum): J32100, J32130, J39100, J39130, J39135, J39150  
 ANSI (brass): J12100, J12130, J19100, J19130, J19135, J19150



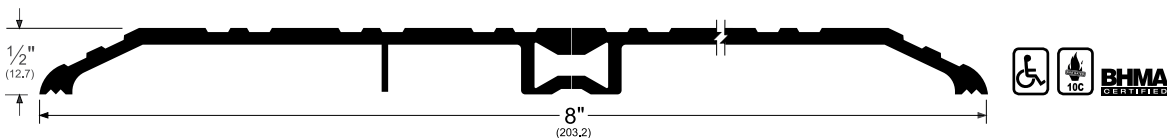
2548\_

AVAILABLE FINISHES: A, D, G  
 ANSI (aluminum): J32100, J32130, J39100, J39130, J39135, J39150



254x4\_

AVAILABLE FINISH: B  
 ANSI (brass): J12100, J12130, J19100, J19130, J19135, J19150



Includes two support legs (only one shown due to break in drawing)

NOTE: Products shown in this section may not be drawn to scale.

AVAILABLE FINISHES FOR PRODUCTS SHOWN ON THIS PAGE (see General Information section for finish chart)  
**A** (Mill Finish Aluminum) **B** (Mill Finish Extruded Bronze [Brass]) **BDG** (Bright Dip Gold Anodized)  
**D** (Dark Bronze Anodized) **G** (Gold Anodized) **SN** (Satin Nickel Anodized)

NOTE: **G, SN** are available with limited inventory

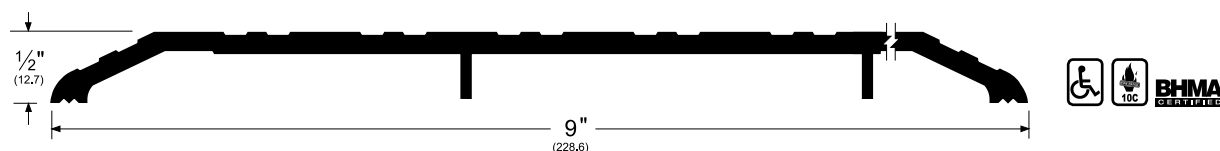
**ASSA ABLOY**

The global leader in  
 door opening solutions

## Saddle Thresholds (Cont.)

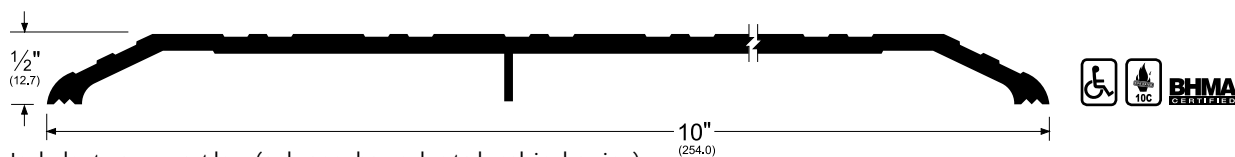
### 2549\_

AVAILABLE FINISHES: A, D, G  
ANSI (aluminum): J32100, J32130



### 2550\_

AVAILABLE FINISHES: A, D, G  
ANSI (aluminum): J32100, J32130



Includes two support legs (only one shown due to break in drawing)

### 255x5\_

AVAILABLE FINISH: B  
ANSI (brass): J12100, J12130



Welded on bottom. Includes two support legs (only one shown due to break in drawing)

### 256x6\_

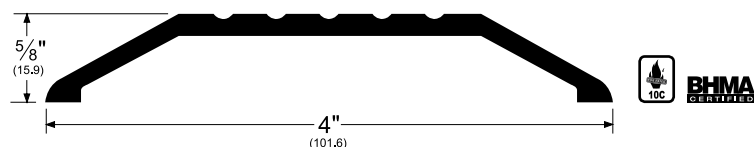
AVAILABLE FINISHES: A, D, G  
ANSI (aluminum): J32100, J32130



Welded on bottom. Includes two support legs (only one shown due to break in drawing)

### 198\_

AVAILABLE FINISHES: A, B, D, G  
ANSI (aluminum): J32100  
ANSI (brass): J12100



NOTE: Products shown in this section may not be drawn to scale.

AVAILABLE FINISHES FOR PRODUCTS SHOWN ON THIS PAGE (see General Information section for finish chart)  
A (Mill Finish Aluminum) B (Mill Finish Extruded Bronze [Brass]) D (Dark Bronze Anodized) G (Gold Anodized)

NOTE: G is available with limited inventory

800-346-7707 | www.pemko.com

Check the web site for the up-to-date catalog

Copyright © 2015-2017, Pemko Manufacturing Co., an ASSA ABLOY Group company. All rights reserved.  
Reproduction in whole or in part without the express written permission of Pemko Manufacturing Co. is prohibited.

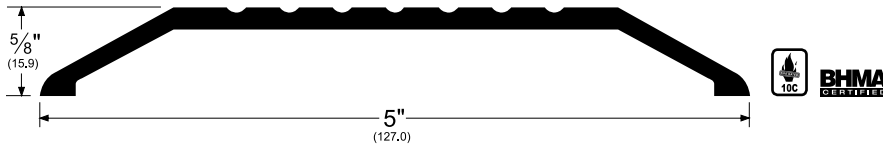
**ASSA ABLOY**

The global leader in  
door opening solutions

## Saddle Thresholds (Cont)

156\_

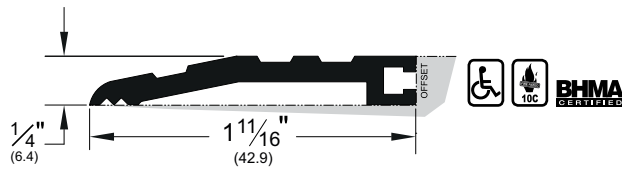
AVAILABLE FINISHES: A, D, G  
ANSI (aluminum): J32100



## Half Saddle Thresholds

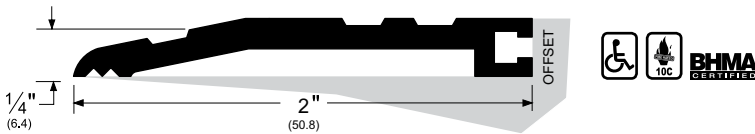
278\_

AVAILABLE FINISHES: A, D, G  
ANSI (aluminum): J33100, J33130, J33133



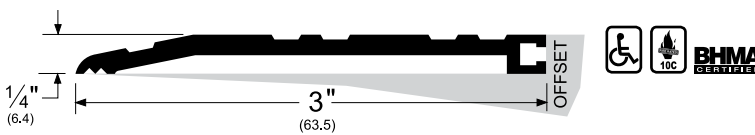
279\_

AVAILABLE FINISHES: A, D  
ANSI (aluminum): J33100, J33130, J33133



273\_

AVAILABLE FINISHES: A, B, D, G  
ANSI (aluminum): J33100, J33130, J33133  
ANSI (brass): J13100, J13130, J13133



274\_

AVAILABLE FINISHES: A, B, D, G  
ANSI (aluminum): J33100, J33130, J33133  
ANSI (brass): J13100, J13130, J13133



NOTE: Products shown in this section may not be drawn to scale.

AVAILABLE FINISHES FOR PRODUCTS SHOWN ON THIS PAGE (see General Information section for finish chart)  
A (Mill Finish Aluminum) B (Mill Finish Extruded Bronze [Brass]) D (Dark Bronze Anodized) G (Gold Anodized)

NOTE: G is available with limited inventory

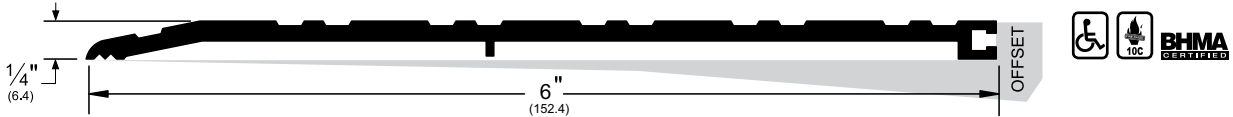
**ASSA ABLOY**

The global leader in  
door opening solutions

# Half Saddle Thresholds

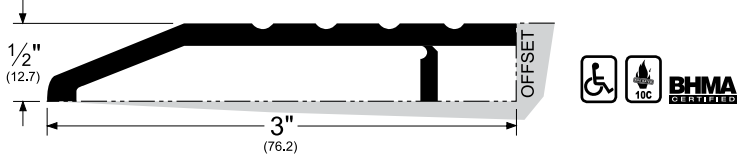
2746\_

AVAILABLE FINISHES: **A, D, G**  
 ANSI (aluminum): **J33100, J33130, J33133**



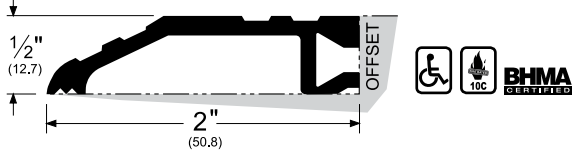
168\_

AVAILABLE FINISHES: **A, D, G**  
 ANSI (aluminum): **J33100, J33130**



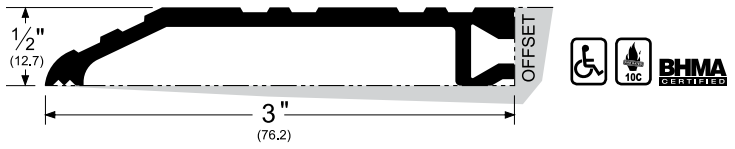
252\_

AVAILABLE FINISHES: **A, B, D, G**  
 ANSI (aluminum): **J33100, J33130**  
 ANSI (brass): **J13100, J13130**



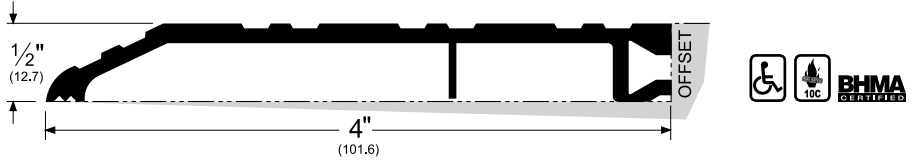
253\_

AVAILABLE FINISHES: **A, B, D, G**  
 ANSI (aluminum): **J33100, J33130**  
 ANSI (brass): **J13100, J13130**



254\_

AVAILABLE FINISHES: **A, B, D, G**  
 ANSI (aluminum): **J33100, J33130**  
 ANSI (brass): **J13100, J13130**



NOTE: Products shown in this section may not be drawn to scale.  
 AVAILABLE FINISHES FOR PRODUCTS SHOWN ON THIS PAGE (see General Information section for finish chart)  
**A** (Mill Finish Aluminum) **B** (Mill Finish Extruded Bronze [Brass]) **D** (Dark Bronze Anodized) **G** (Gold Anodized)  
 NOTE: **G** is available with limited inventory

800-346-7707 | [www.pemko.com](http://www.pemko.com)  
 Check the web site for the up-to-date catalog

Copyright © 2015-2017, Pemko Manufacturing Co., an ASSA ABLOY Group company. All rights reserved.  
 Reproduction in whole or in part without the express written permission of Pemko Manufacturing Co. is prohibited.

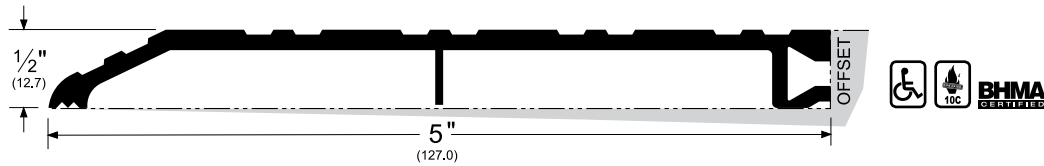
**ASSA ABLOY**

The global leader in door opening solutions

## Half Saddle Thresholds (Cont.)

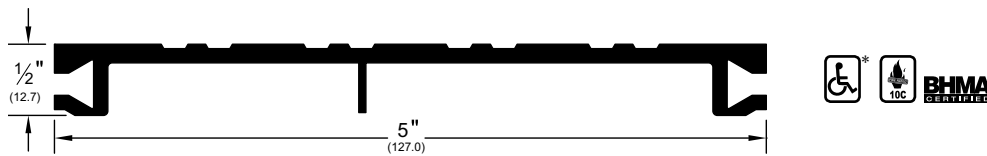
### 255\_

AVAILABLE FINISHES: **A, B, D, G**  
 ANSI (aluminum): **J33100, J33130**  
 ANSI (brass): **J13100, J13130**



### 2555\_

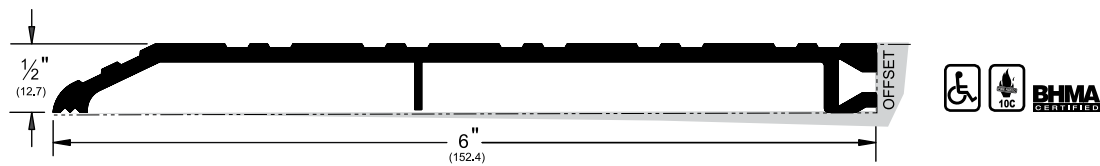
AVAILABLE FINISHES: **A, D, G**  
 ANSI (aluminum): **J33100**



\* 2555\_ can be combined with other half saddles on one or both sides. If combined only on one side, the opposite side should be mounted flush with an existing offset. Either stated application is required for this to be ADA-compliant.

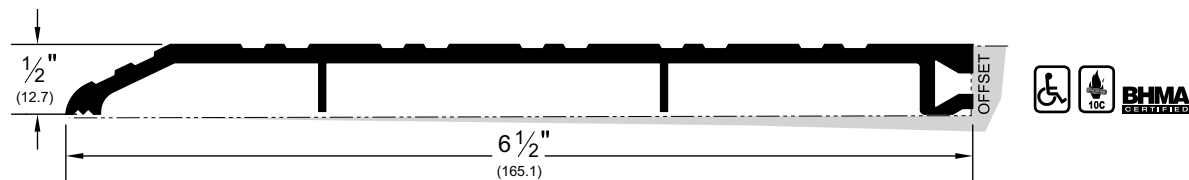
### 256\_

AVAILABLE FINISHES: **A, D, G**  
 ANSI (aluminum): **J33100, J33130**



### 2565\_

AVAILABLE FINISHES: **A, D, G**  
 ANSI (aluminum): **J33100, J33130**



NOTE: Products shown in this section may not be drawn to scale.

AVAILABLE FINISHES FOR PRODUCTS SHOWN ON THIS PAGE (see General Information section for finish chart)  
**A** (Mill Finish Aluminum) **B** (Mill Finish Extruded Bronze [Brass]) **D** (Dark Bronze Anodized) **G** (Gold Anodized)

NOTE: **G** is available with limited inventory

**ASSA ABLOY**

The global leader in  
 door opening solutions

800-346-7707 | [www.pemko.com](http://www.pemko.com)  
 Check the web site for the up-to-date catalog

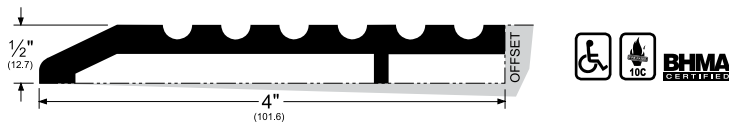
Copyright © 2015-2017, Pemko Manufacturing Co., an ASSA ABLOY Group company. All rights reserved.  
 Reproduction in whole or in part without the express written permission of Pemko Manufacturing Co. is prohibited.



## Half Saddle Thresholds (Cont.)

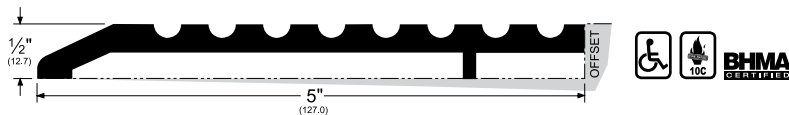
### 227\_

AVAILABLE FINISHES: **A, B, D, G**  
 ANSI (aluminum): **J33100, J33130**  
 ANSI (brass): **J13100, J13130**



### 229\_

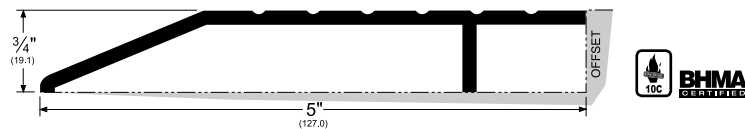
AVAILABLE FINISHES: **A, D, G**  
 ANSI (aluminum): **J33100, J33130**



NOTE: the 227 and 229 can be welded to floor plates and supports (page 135), to create custom thresholds which have the same fluting pattern.

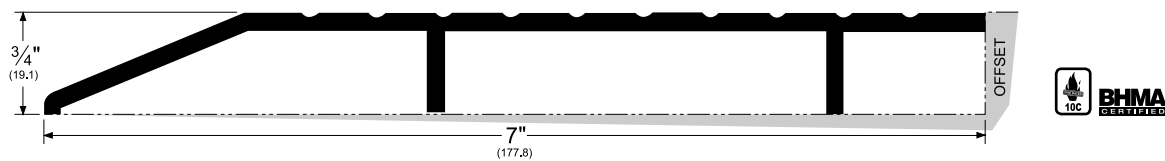
### 1875\_

AVAILABLE FINISHES: **A, D, G**  
 ANSI (aluminum): **J33100**



### 1877\_

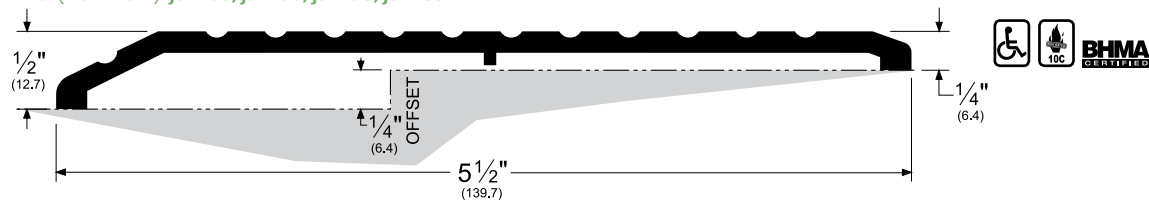
AVAILABLE FINISHES: **A, D, G**  
 ANSI (aluminum): **J33100, J33130**



## Offset Saddles

### 158\_

AVAILABLE FINISHES: **A, D, G**  
 ANSI (aluminum): **J32100, J32130, J32138, J32180**



NOTE: Products shown in this section may not be drawn to scale.

AVAILABLE FINISHES FOR PRODUCTS SHOWN ON THIS PAGE (see General Information section for finish chart)  
**A** (Mill Finish Aluminum) **B** (Mill Finish Extruded Bronze [Brass]) **D** (Dark Bronze Anodized) **G** (Gold Anodized)

NOTE: **G** is available with limited inventory

800-346-7707 | [www.pemko.com](http://www.pemko.com)  
 Check the web site for the up-to-date catalog

Copyright © 2015-2017, Pemko Manufacturing Co., an ASSA ABLOY Group company. All rights reserved.  
 Reproduction in whole or in part without the express written permission of Pemko Manufacturing Co. is prohibited.

**ASSA ABLOY**

The global leader in  
 door opening solutions

## Offset Saddles (Cont.)

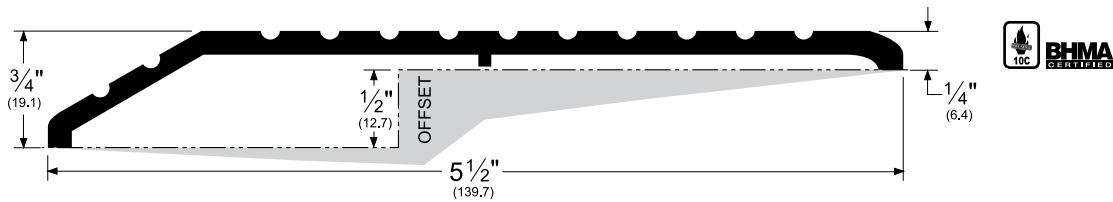
### 2727\_

AVAILABLE FINISHES: A, D, G  
ANSI (aluminum): J32100, J32130, J32138, J32180



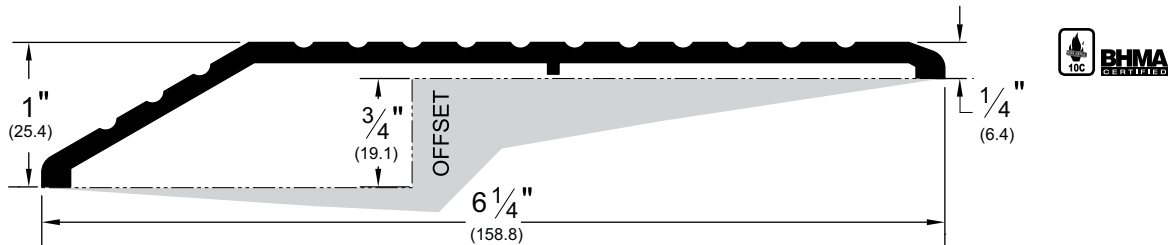
### 157\_

AVAILABLE FINISHES: A, D, G  
ANSI (aluminum): J32100, J32180, J33100



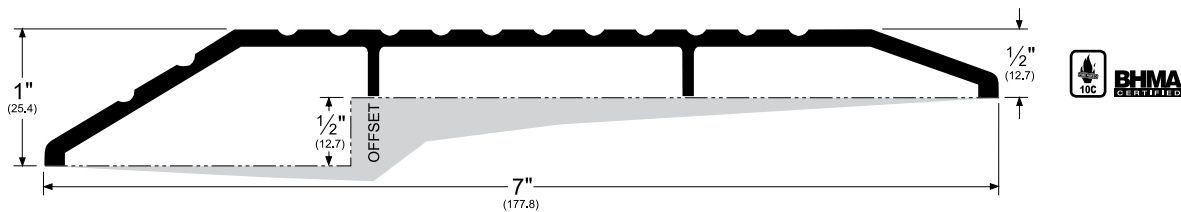
### 1571\_

AVAILABLE FINISHES: A, D  
ANSI (aluminum): J32100, J32180, J33100



### 182\_

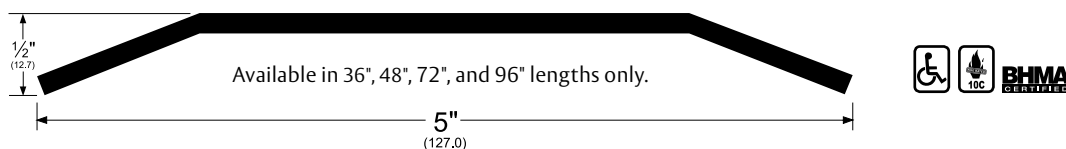
AVAILABLE FINISHES: A, D, G  
ANSI (aluminum): J32100, J32180, J33100



## Stainless Steel Saddles

### 154SS\_

AVAILABLE FINISH: SS (#4, Brushed Finish)  
ANSI: J52300, J52330



NOTE: Products shown in this section may not be drawn to scale.

AVAILABLE FINISHES FOR PRODUCTS SHOWN ON THIS PAGE (see General Information section for finish chart)

A (Mill Finish Aluminum) D (Dark Bronze Anodized) G (Gold Anodized) SS (See Individual Part)

NOTE: G is available with limited inventory

**ASSA ABLOY**

The global leader in  
door opening solutions

800-346-7707 | www.pemko.com

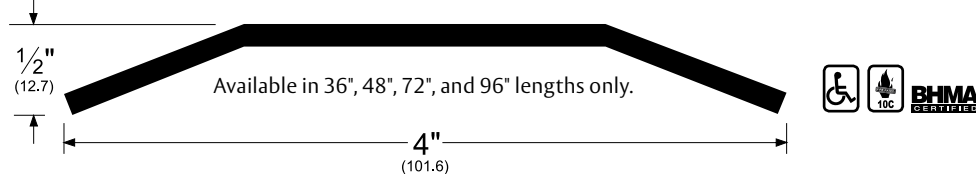
Check the web site for the up-to-date catalog

Copyright © 2015-2017, Pemko Manufacturing Co., an ASSA ABLOY Group company. All rights reserved.  
Reproduction in whole or in part without the express written permission of Pemko Manufacturing Co. is prohibited.

## Stainless Steel Saddles (Cont.)

### 175SS\_

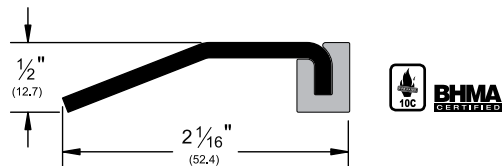
AVAILABLE FINISH: SS (#4, Brushed Finish)  
ANSI: J52300, J52330



## Stainless Steel Half Saddles

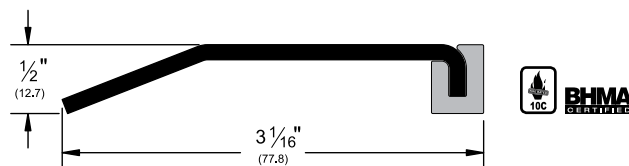
### 252SS\_

AVAILABLE FINISH: SS (#4, Brushed Finish)  
ANSI: J52300, J52330



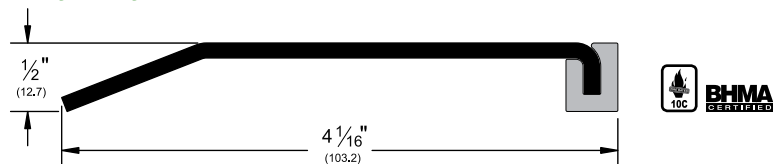
### 253SS\_

AVAILABLE FINISH: SS (#4, Brushed Finish)  
ANSI: J52300, J52330



### 254SS\_

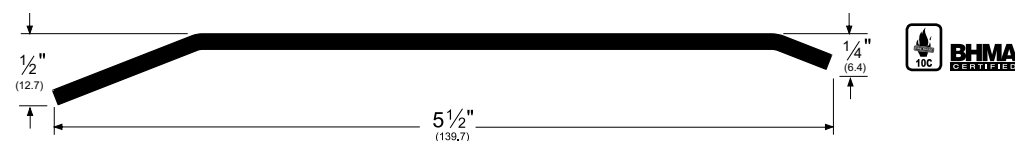
AVAILABLE FINISH: SS (#4, Brushed Finish)  
ANSI: J52300, J52330



## Stainless Steel Offset Saddles


### 158SS\_

AVAILABLE FINISH: SS (#4, Brushed Finish)  
ANSI: J52300, J52380, J52388



### 2727SS\_

AVAILABLE FINISH: SS (#4, Brushed Finish)  
ANSI: J52300, J52380, J52388



NOTE: Products shown in this section may not be drawn to scale.

AVAILABLE FINISHES FOR PRODUCTS SHOWN ON THIS PAGE (see General Information section for finish chart)  
SS (See Individual Part)

800-346-7707 | www.pemko.com

Check the web site for the up-to-date catalog

Copyright © 2015-2017, Pemko Manufacturing Co., an ASSA ABLOY Group company. All rights reserved.  
Reproduction in whole or in part without the express written permission of Pemko Manufacturing Co. is prohibited.

**ASSA ABLOY**

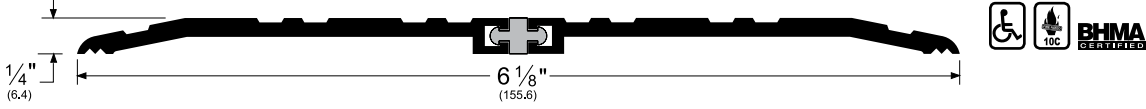
The global leader in  
door opening solutions

## Thermal Barrier Saddles

- Black rigid polypropylene key between extrusions provides a thermal barrier (designated by "FG" Frost Guard following finish code)

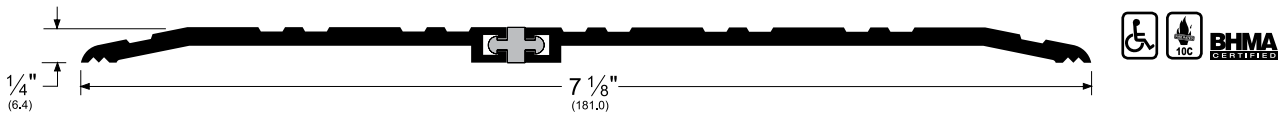
### 273x3\_FG

AVAILABLE FINISHES: A, B, D, G  
 ANSI (aluminum): J32139, J32190, J32193  
 ANSI (brass): J12139, J12190, J12193



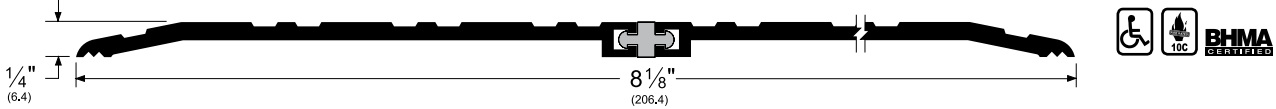
### 273x4\_FG

AVAILABLE FINISHES: A, B, D, G  
 ANSI (aluminum): J32139, J32190, J32193  
 ANSI (brass): J12139, J12190, J12193



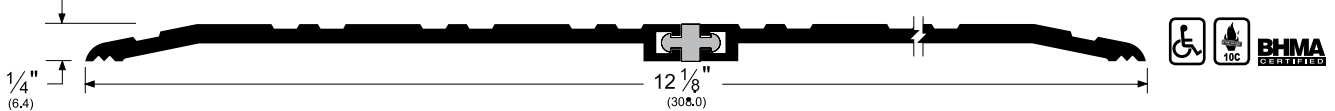
### 274x4\_FG

AVAILABLE FINISHES: A, B, D, G  
 ANSI (aluminum): J32139, J32190, J32193  
 ANSI (brass): J12139, J12190, J12193



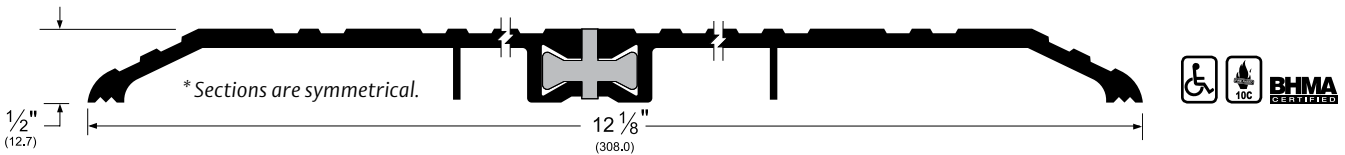
### 2746x6\_FG

AVAILABLE FINISHES: A, D, G  
 ANSI (aluminum): J32139, J32190, J32193



### 256x6\_FG

AVAILABLE FINISHES: A, D, G  
 ANSI (aluminum): J32139, J32190, J32193



NOTE: Products shown in this section may not be drawn to scale.

AVAILABLE FINISHES FOR PRODUCTS SHOWN ON THIS PAGE (see General Information section for finish chart)  
 A (Mill Finish Aluminum) B (Mill Finish Extruded Bronze [Brass]) D (Dark Bronze Anodized) G (Gold Anodized)

NOTE: G is available with limited inventory

**ASSA ABLOY**

The global leader in  
 door opening solutions

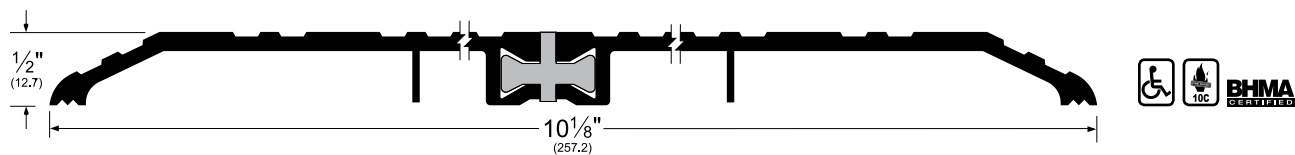
800-346-7707 | www.pemko.com  
 Check the web site for the up-to-date catalog

Copyright © 2015-2017, Pemko Manufacturing Co., an ASSA ABLOY Group company. All rights reserved.  
 Reproduction in whole or in part without the express written permission of Pemko Manufacturing Co. is prohibited.

## Thermal Barrier Saddles (Cont.)

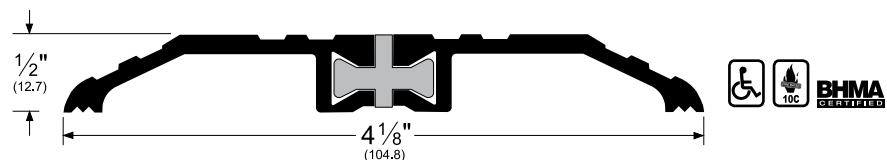
### 255x5\_FG

AVAILABLE FINISHES: A, B, D, G  
 ANSI (aluminum): J32139, J32190, J32193  
 ANSI (brass): J12139, J12190, J12193



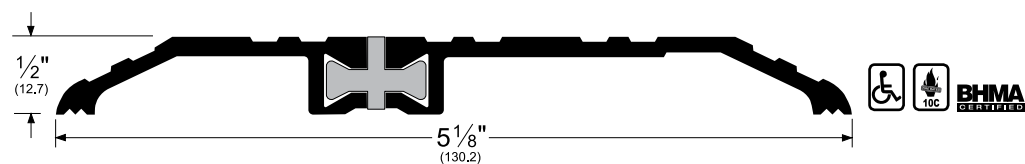
### 252x2\_FG

AVAILABLE FINISHES: A, B, D, G  
 ANSI (aluminum): J32139, J32190, J32193  
 ANSI (brass): J12139, J12190, J12193



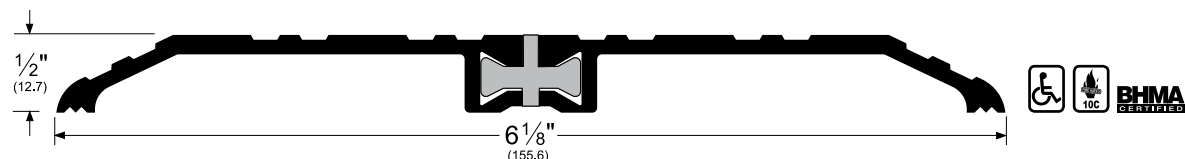
### 252x3\_FG

AVAILABLE FINISHES: A, B, D, G  
 ANSI (aluminum): J32139, J32190, J32193  
 ANSI (brass): J12139, J12190, J12193



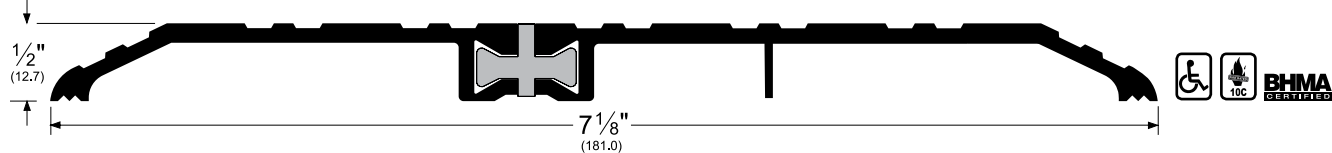
### 253x3\_FG

AVAILABLE FINISHES: A, B, D, G  
 ANSI (aluminum): J32139, J32190, J32193  
 ANSI (brass): J12139, J12190, J12193



### 253x4\_FG

AVAILABLE FINISHES: A, B, D, G  
 ANSI (aluminum): J32139, J32190, J32193  
 ANSI (brass): J12139, J12190, J12193



NOTE: Products shown in this section may not be drawn to scale.

AVAILABLE FINISHES FOR PRODUCTS SHOWN ON THIS PAGE (see General Information section for finish chart)  
**A** (Mill Finish Aluminum) **B** (Mill Finish Extruded Bronze [Brass]) **D** (Dark Bronze Anodized) **G** (Gold Anodized)

NOTE: **G** is available with limited inventory

800-346-7707 | www.pemko.com

Check the web site for the up-to-date catalog

Copyright © 2015-2017, Pemko Manufacturing Co., an ASSA ABLOY Group company. All rights reserved.  
 Reproduction in whole or in part without the express written permission of Pemko Manufacturing Co. is prohibited.

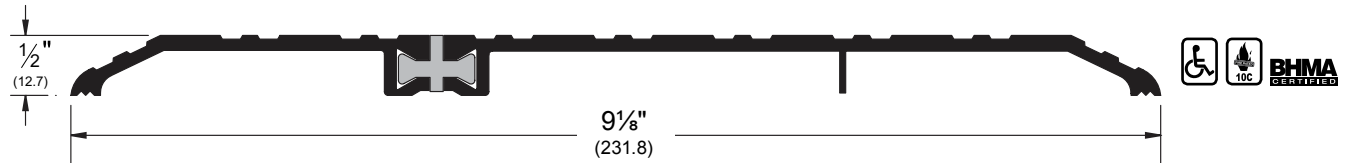
**ASSA ABLOY**

The global leader in  
 door opening solutions

## Thermal Barrier Saddles (Cont.)

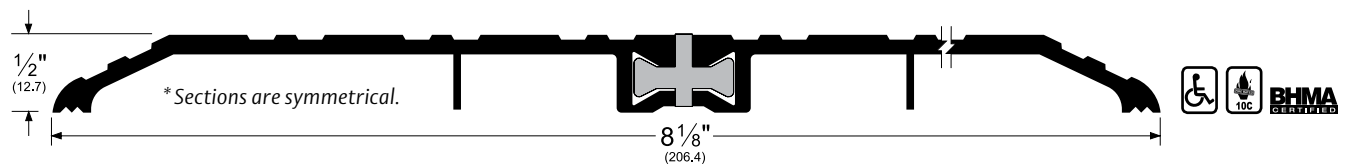
### 253x6\_FG

AVAILABLE FINISHES: A, D, G  
ANSI (aluminum): J32139, J32190, J32193



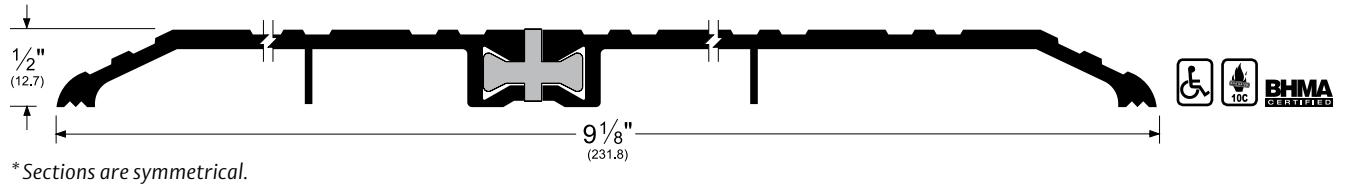
### 254x4\_FG

AVAILABLE FINISHES: A, B, D, G  
ANSI (aluminum): J32139, J32190, J32193  
ANSI (brass): J12139, J12190, J12193



### 254x5\_FG

AVAILABLE FINISHES: A, B, D, G  
ANSI (aluminum): J32139, J32190, J32193  
ANSI (brass): J12139, J12190, J12193

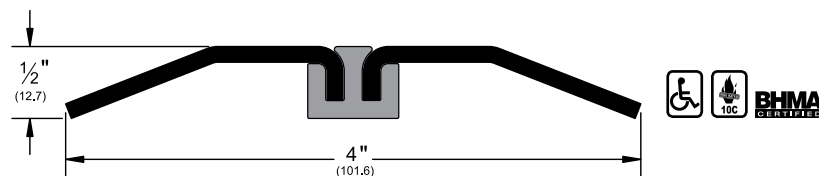


## Stainless Steel Thermal Barrier Threshold

- Black rigid polypropylene key between extrusions provides a thermal barrier (designated by "FG" Frost Guard following finish code)

### 252x2SSFG

AVAILABLE FINISH: SS (#4, Brushed Finish)  
ANSI: J52330, J52339, J52390, J52393



NOTE: Products shown in this section may not be drawn to scale.

NOTE: Products shown in this section may not be drawn to scale.

AVAILABLE FINISHES FOR PRODUCTS SHOWN ON THIS PAGE (see General Information section for finish chart)  
A (Mill Finish Aluminum) B (Mill Finish Extruded Bronze [Brass]) D (Dark Bronze Anodized) G (Gold Anodized)  
SS (See Individual Part)

NOTE: G is available with limited inventory

# ASSA ABLOY

The global leader in  
door opening solutions

800-346-7707 | www.pemko.com  
Check the web site for the up-to-date catalog

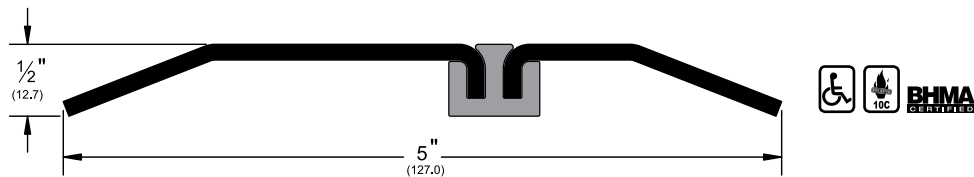
Copyright © 2015-2017, Pemko Manufacturing Co., an ASSA ABLOY Group company. All rights reserved.  
Reproduction in whole or in part without the express written permission of Pemko Manufacturing Co. is prohibited.

## Stainless Steel Thermal Barrier Threshold (Cont.)

### 252x3SSFG

AVAILABLE FINISH: SS (#4, Brushed Finish)

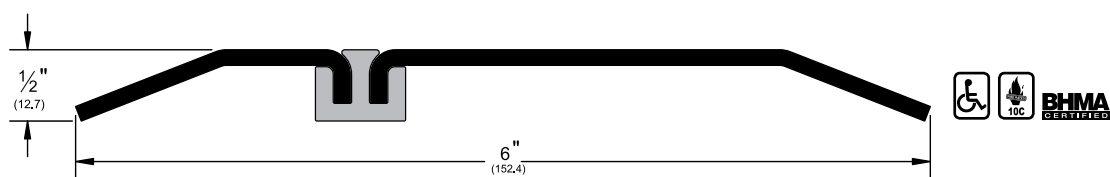
ANSI: J52330, J52339, J52390, J52393



### 252x4SSFG

AVAILABLE FINISH: SS (#4, Brushed Finish)

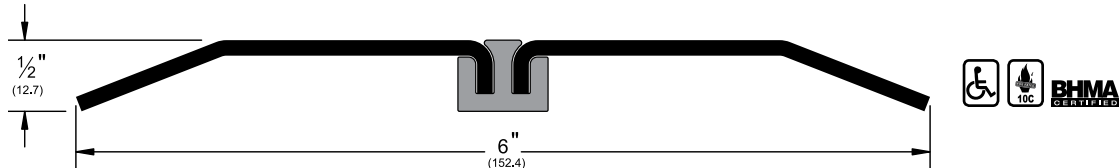
ANSI: J52330, J52339, J52390, J52393



### 253x3SSFG

AVAILABLE FINISH: SS (#4, Brushed Finish)

ANSI: J52330, J52339, J52390, J52393



### 253x4SSFG

AVAILABLE FINISH: SS (#4, Brushed Finish)

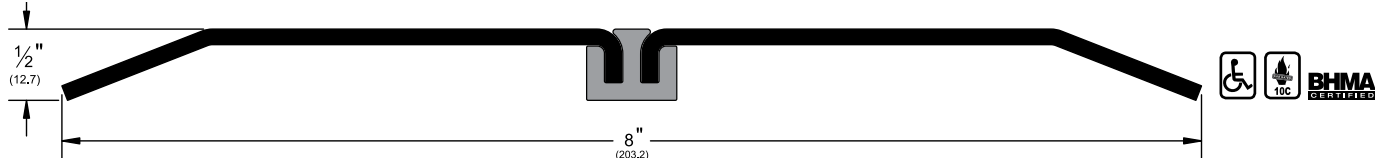
ANSI: J52330, J52339, J52390, J52393



### 254x4SSFG

AVAILABLE FINISH: SS (#4, Brushed Finish)

ANSI: J52330, J52339, J52390, J52393



NOTE: Products shown in this section may not be drawn to scale.

AVAILABLE FINISHES FOR PRODUCTS SHOWN ON THIS PAGE (see General Information section for finish chart)

SS (See Individual Part)

800-346-7707 | www.pemko.com

Check the web site for the up-to-date catalog

Copyright © 2015-2017, Pemko Manufacturing Co., an ASSA ABLOY Group company. All rights reserved.  
 Reproduction in whole or in part without the express written permission of Pemko Manufacturing Co. is prohibited.

**ASSA ABLOY**

The global leader in  
 door opening solutions

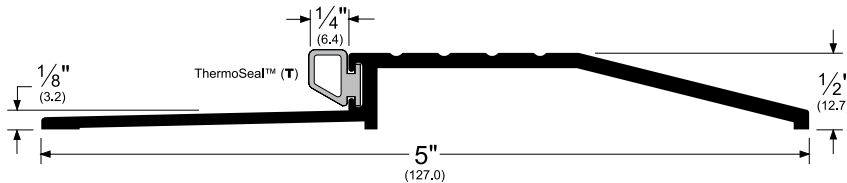
# Latching Panic Exit Saddles

- Used in conjunction with surface applied vertical rod exit device, or as a stop and a seal at the bottom of door
- For offset applications, use an elevator (see page 135)
- **2006\_T and 2007\_T** are only ADA compliant when installed butted to 1/4" tile or other floor material

## 2001\_T

AVAILABLE FINISHES: **A, D, G**  
 REPLACEMENT INSERT: **T5 (BL)**

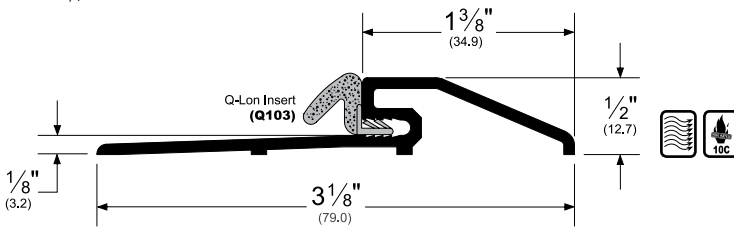
- Allow 1/4" door clearance
- Special purpose bumper threshold designed for use with a low 1/4" to 3/8" undercut door.



## 2002\_Q

AVAILABLE FINISHES: **A, D, G**  
 Replacement Insert: **Q103 (D, W)**

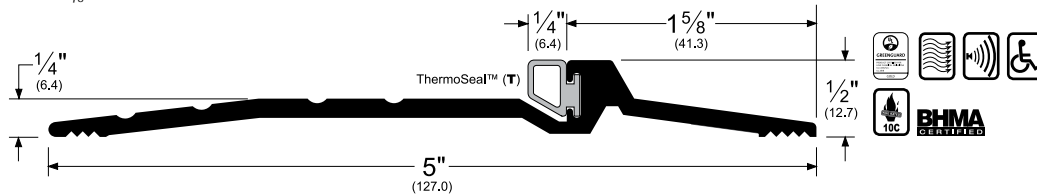
Allow 1/4" door clearance



## 2005\_T

AVAILABLE FINISH: **A, B, D, G**  
 REPLACEMENT INSERT: **T5 (BL)**  
 ANSI (aluminum): **J35100, J35130, J36100, J36130**  
 ANSI (brass): **J15100, J15130, J16100, J16130**

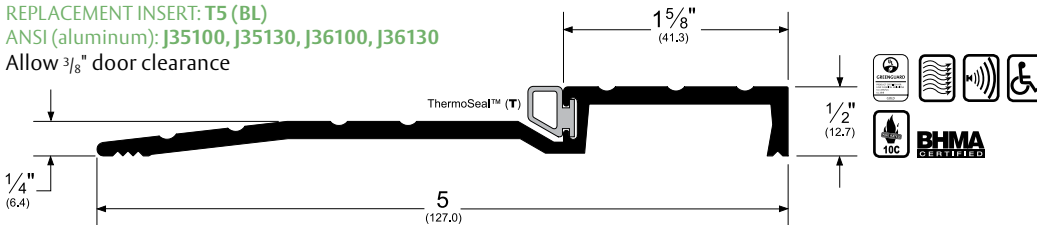
Allow 3/8" door clearance



## 2006\_T

AVAILABLE FINISH: **A, D**  
 REPLACEMENT INSERT: **T5 (BL)**  
 ANSI (aluminum): **J35100, J35130, J36100, J36130**



Allow 3/8" door clearance



### Alternate Inserts



pile (P)

2001\_P  

2005\_P

2006\_P   

2007\_P

REPLACEMENT INSERT:  
**P2 (BL, W)**



Eco-V™ (V)

2001\_V  

2005\_V

2006\_V   

2007\_V

REPLACEMENT INSERT:  
**EV41 (BL, GR, W)**

NOTE: Products shown in this section may not be drawn to scale.

AVAILABLE FINISHES FOR PRODUCTS SHOWN ON THIS PAGE (see General Information section for finish chart)  
**A** (Mill Finish Aluminum) **B** (Mill Finish Extruded Bronze [Brass]) **D** (Dark Bronze Anodized) **G** (Gold Anodized)

NOTE: **G** is available with limited inventory

# ASSA ABLOY

The global leader in  
 door opening solutions

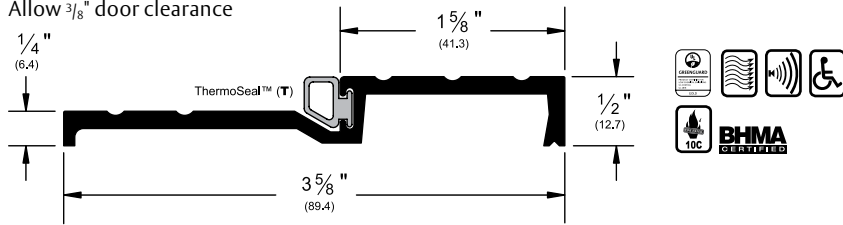


# Latching Panic Exit Saddles (Cont.)

## 2007\_T

AVAILABLE FINISHES: **A, D**  
 REPLACEMENT INSERT: **T5 (BL)**  
 ANSI (aluminum): **J35100, J35130, J36100, J36130**

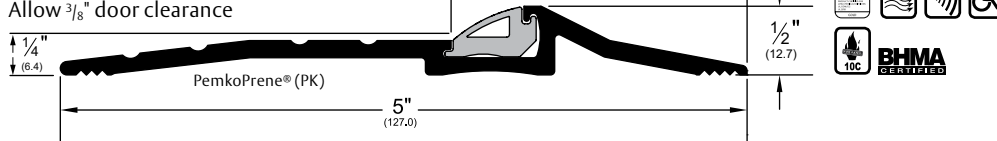
Allow  $\frac{3}{8}$ " door clearance



## 2009\_PK

AVAILABLE FINISHES: **A, D**  
 REPLACEMENT INSERT: **PK20 (BL)**  
 ANSI: **J36100, J36130**

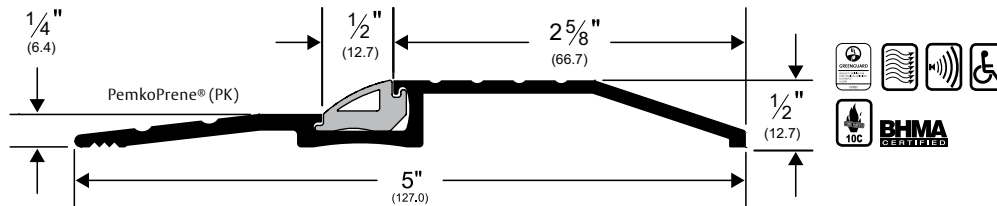
Allow  $\frac{3}{8}$ " door clearance



## 2010\_PK

AVAILABLE FINISHES: **A, D**  
 REPLACEMENT INSERT: **PK20 (BL)**  
 ANSI: **J36100, J36130**

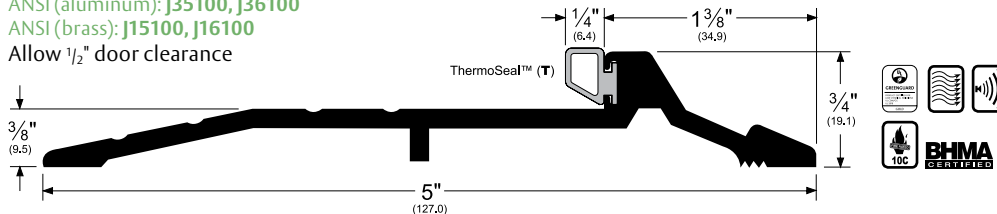
Allow  $\frac{3}{8}$ " door clearance



## 179\_T

AVAILABLE FINISHES: **A, B, D, G**  
 REPLACEMENT INSERT: **T5 (BL)**  
 ANSI (aluminum): **J35100, J36100**  
 ANSI (brass): **J15100, J16100**

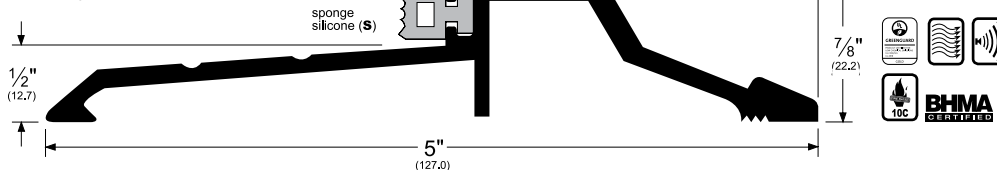
Allow  $\frac{1}{2}$ " door clearance



## 277\_S

AVAILABLE FINISHES: **A, D, G**  
 REPLACEMENT INSERT: **SR6 (BL)**  
 ANSI (aluminum): **J35100, J36100**

Allow  $\frac{5}{8}$ " door clearance



NOTE: Products shown in this section may not be drawn to scale.

AVAILABLE FINISHES FOR PRODUCTS SHOWN ON THIS PAGE (see General Information section for finish chart)  
**A** (Mill Finish Aluminum) **B** (Mill Finish Extruded Bronze [Brass]) **D** (Dark Bronze Anodized) **G** (Gold Anodized)

NOTE: **G** is available with limited inventory

800-346-7707 | www.pemko.com

Check the web site for the up-to-date catalog

Copyright © 2015-2017, Pemko Manufacturing Co., an ASSA ABLOY Group company. All rights reserved.  
 Reproduction in whole or in part without the express written permission of Pemko Manufacturing Co. is prohibited.

### Alternate Inserts



pile (P)

## 2007\_P

REPLACEMENT INSERT:  
**P2 (BL, W)**



Eco-V™ (V)

## 2007\_V

REPLACEMENT INSERT:  
**EV41 (BL, GR, W)**

### Alternate Inserts



pile (P)

## 179\_P

REPLACEMENT INSERT:  
**P2 (BL, W)**

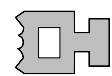


Eco-V™ (V)

## 179\_V

REPLACEMENT INSERT:  
**EV41 (BL, GR, W)**

### Alternate Inserts



sponge  
 EPDM (R)

## 277\_R

REPLACEMENT INSERT:  
**E7 (BL)**  
 ANSI (aluminum):  
**J36100**

**ASSA ABLOY**

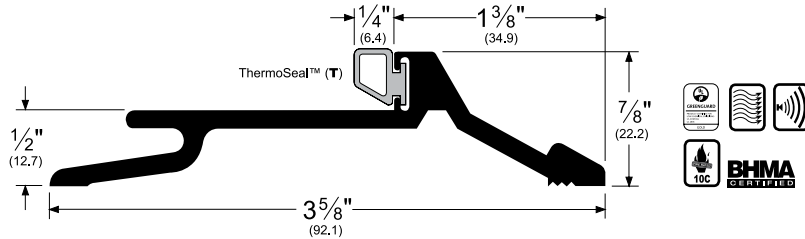
The global leader in  
 door opening solutions

# Latching Panic Exit Saddles (Cont.)

## 159\_T

AVAILABLE FINISHES: **A, B, BDG, D, G**  
 REPLACEMENT INSERT: **T5 (BL)**  
 ANSI (aluminum): **J35300, J36300**  
 ANSI (brass): **J15300, J16300**

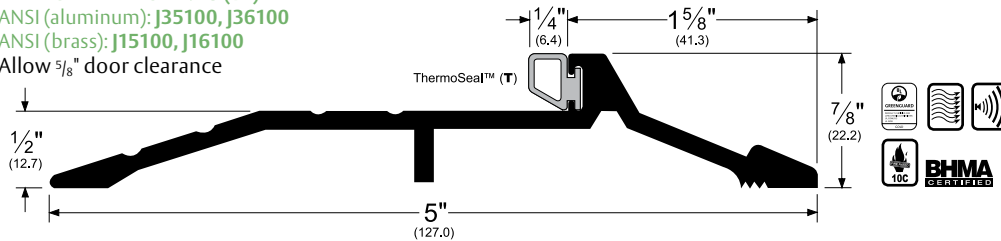
- Allow  $\frac{9}{16}$ " door clearance
- Provided with "J" hook.
- Can also be used as an interlock threshold (see Residential Thresholds section)



## 177\_T

AVAILABLE FINISHES: **A, B, D, G**  
 REPLACEMENT INSERT: **T5 (BL)**  
 ANSI (aluminum): **J35100, J36100**  
 ANSI (brass): **J15100, J16100**

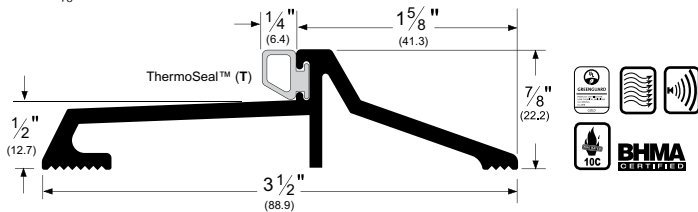
Allow  $\frac{5}{8}$ " door clearance



## 1855\_T

AVAILABLE FINISHES: **A, D, G**  
 REPLACEMENT INSERT: **T5 (BL)**  
 ANSI (aluminum): **J35100, J36100**

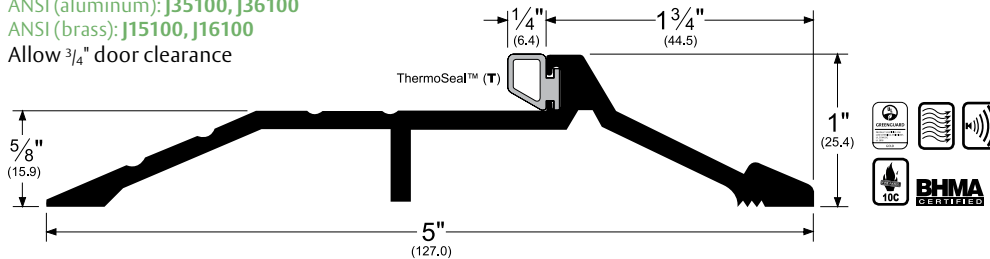
Allow  $\frac{5}{8}$ " door clearance



## 181\_T

AVAILABLE FINISHES: **A, B, D, G**  
 REPLACEMENT INSERT: **T5 (BL)**  
 ANSI (aluminum): **J35100, J36100**  
 ANSI (brass): **J15100, J16100**

Allow  $\frac{3}{4}$ " door clearance



NOTE: Products shown in this section may not be drawn to scale.

AVAILABLE FINISHES FOR PRODUCTS SHOWN ON THIS PAGE (see General Information section for finish chart)  
**A** (Mill Finish Aluminum) **B** (Mill Finish Extruded Bronze [Brass]) **BDG** (Bright Dip Gold Anodized)  
**D** (Dark Bronze Anodized) **G** (Gold Anodized)

NOTE: **G** is available with limited inventory

### Alternate Inserts



pile (P)

159\_P



177\_P



1855\_P

181\_P

REPLACEMENT INSERT:  
**P2 (BL, W)**



Eco-V™ (V)

159\_V



177\_V

1855\_V



181\_V

REPLACEMENT INSERT:  
**EV41 (BL, GR, W)**

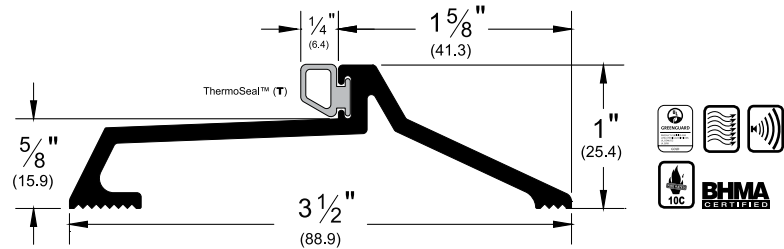
**ASSA ABLOY**

The global leader in  
 door opening solutions

# Latching Panic Exit Saddles (Cont.)

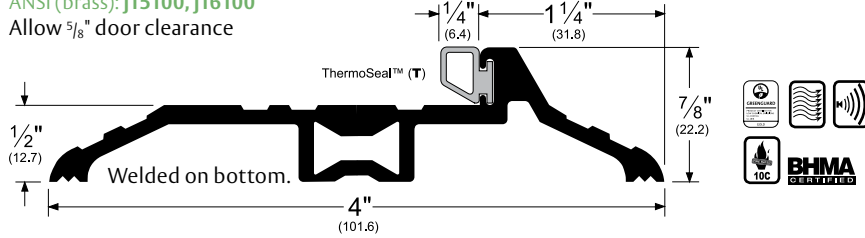
## 185\_T

AVAILABLE FINISHES: **A, D, G**  
 REPLACEMENT INSERT: **T5 (BL)**  
 ANSI (aluminum): **J35300, J36300**  
 Allow 3/4" door clearance



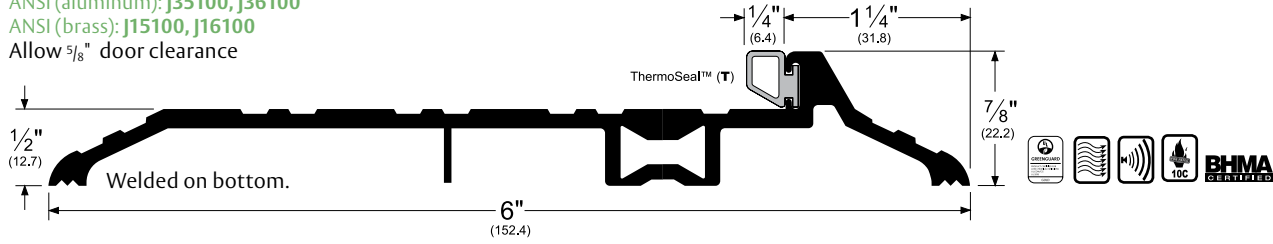
## 252x226\_T

AVAILABLE FINISHES: **A, B, D, G**  
 REPLACEMENT INSERT: **T5 (BL)**  
 ANSI (aluminum): **J35100, J36100**  
 ANSI (brass): **J15100, J16100**  
 Allow 5/8" door clearance



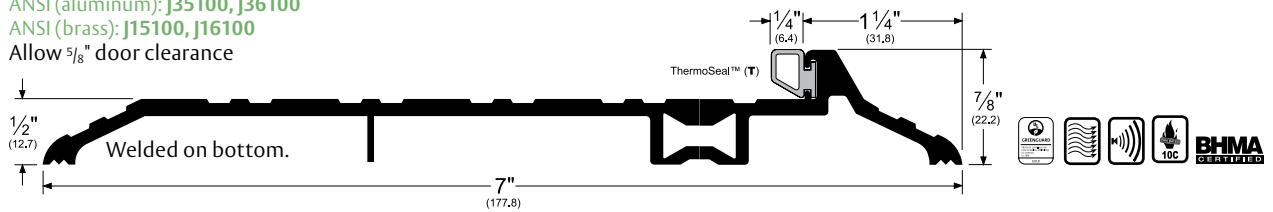
## 254x226\_T

AVAILABLE FINISHES: **A, B, D, G**  
 REPLACEMENT INSERT: **T5 (BL)**  
 ANSI (aluminum): **J35100, J36100**  
 ANSI (brass): **J15100, J16100**  
 Allow 5/8" door clearance




## 255x226\_T


AVAILABLE FINISHES: **A, B, D, G**  
 REPLACEMENT INSERT: **T5 (BL)**  
 ANSI (aluminum): **J35100, J36100**  
 ANSI (brass): **J15100, J16100**  
 Allow 5/8" door clearance











**Alternate Inserts**



pile (P)



Eco-V™ (V)

185_P	
252x226_P	
254x226_P	
255x226_P	
REPLACEMENT INSERT: <b>P2 (BL, W)</b>	
185_V	
252x226_V	
254x226_V	
255x226_V	
REPLACEMENT INSERT: <b>EV41 (BL, GR, W)</b>	

NOTE: Products shown in this section may not be drawn to scale.  
 AVAILABLE FINISHES FOR PRODUCTS SHOWN ON THIS PAGE (see General Information section for finish chart)  
**A** (Mill Finish Aluminum) **B** (Mill Finish Extruded Bronze [Brass]) **D** (Dark Bronze Anodized) **G** (Gold Anodized)  
 NOTE: **G** is available with limited inventory

800-346-7707 | www.pemko.com  
 Check the web site for the up-to-date catalog

Copyright © 2015-2017, Pemko Manufacturing Co., an ASSA ABLOY Group company. All rights reserved.  
 Reproduction in whole or in part without the express written permission of Pemko Manufacturing Co. is prohibited.

**ASSA ABLOY**

The global leader in  
 door opening solutions

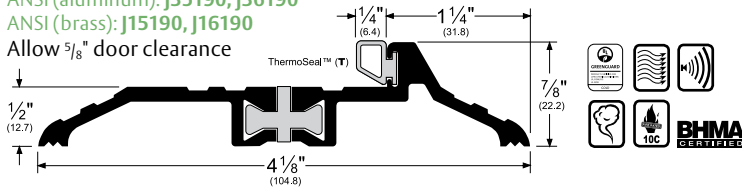
## Latching Panic Exit Saddles - Thermal Barrier

- Black rigid polypropylene key between extrusions provides thermal barrier (designated by "FG" Frost Guard following finish code)
- Used in conjunction with surface applied vertical rod exit device, or as a stop and a seal at the bottom of door
- These units are not welded

### 252x226\_FGT

AVAILABLE FINISHES: **A, B, D, G**  
 REPLACEMENT INSERT: **T5 (BL)**  
 ANSI (aluminum): **J35190, J36190**  
 ANSI (brass): **J15190, J16190**

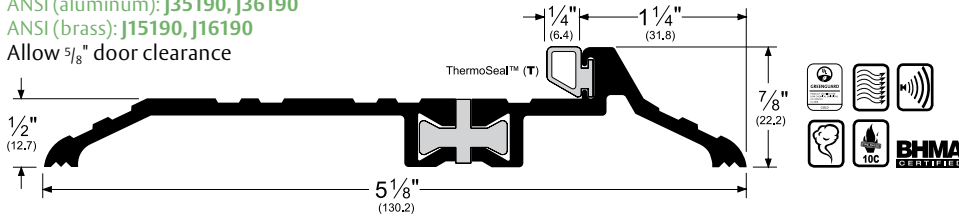
Allow  $\frac{5}{8}$ " door clearance



### 253x226\_FGT

AVAILABLE FINISHES: **A, B, D, G**  
 REPLACEMENT INSERT: **T5 (BL)**  
 ANSI (aluminum): **J35190, J36190**  
 ANSI (brass): **J15190, J16190**

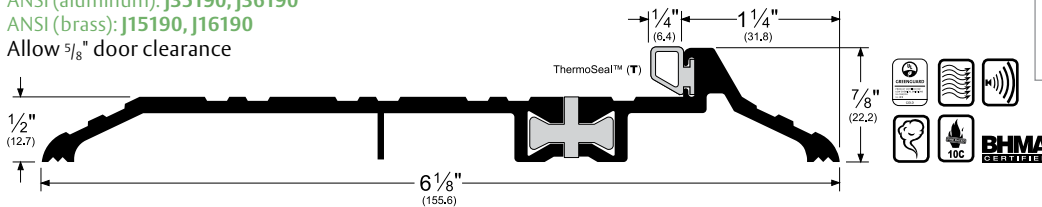
Allow  $\frac{5}{8}$ " door clearance



### 254x226\_FGT

AVAILABLE FINISHES: **A, B, D, G**  
 REPLACEMENT INSERT: **T5 (BL)**  
 ANSI (aluminum): **J35190, J36190**  
 ANSI (brass): **J15190, J16190**

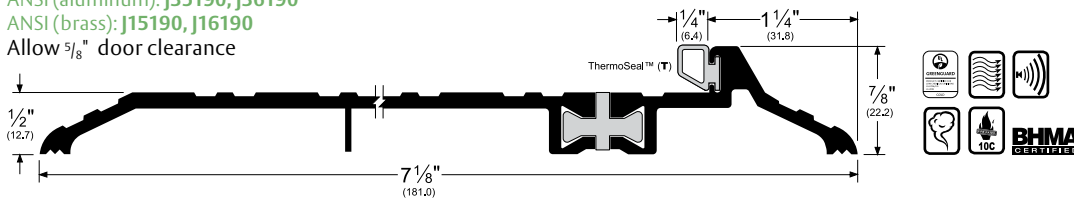
Allow  $\frac{5}{8}$ " door clearance



### 255x226\_FGT

AVAILABLE FINISHES: **A, B, D, G**  
 REPLACEMENT INSERT: **T5 (BL)**  
 ANSI (aluminum): **J35190, J36190**  
 ANSI (brass): **J15190, J16190**

Allow  $\frac{5}{8}$ " door clearance



#### Alternate Inserts



pile (P)

- 252x226\_FGP
- 253x226\_FGP
- 254x226\_FGP
- 255x226\_FGP
- 273x224\_FGP

REPLACEMENT INSERT:  
**P2 (BL, W)**



Eco-V™ (V)

- 252x226\_FGV
- 253x226\_FGV
- 254x226\_FGV
- 255x226\_FGV
- 273x224\_FGV

REPLACEMENT INSERT:  
**EV41 (BL, GR, W)**

NOTE: Products shown in this section may not be drawn to scale.

AVAILABLE FINISHES FOR PRODUCTS SHOWN ON THIS PAGE (see General Information section for finish chart)  
**A** (Mill Finish Aluminum) **B** (Mill Finish Extruded Bronze [Brass]) **D** (Dark Bronze Anodized) **G** (Gold Anodized)

NOTE: **G** is available with limited inventory

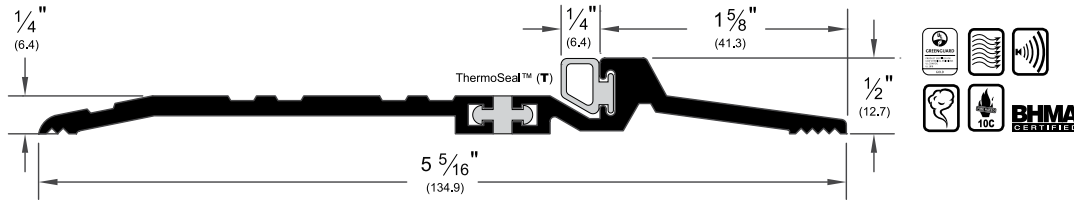
**ASSA ABLOY**

The global leader in  
 door opening solutions

# Latching Panic Exit Saddles - Thermal Barrier (Cont.)

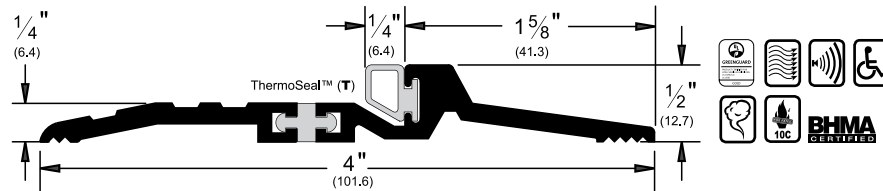
## 273x224\_FGT

AVAILABLE FINISHES: **A, D, G**  
 REPLACEMENT INSERT: **T5 (BL)**  
 ANSI (aluminum): **J36130, J36139, J36190, J36193**



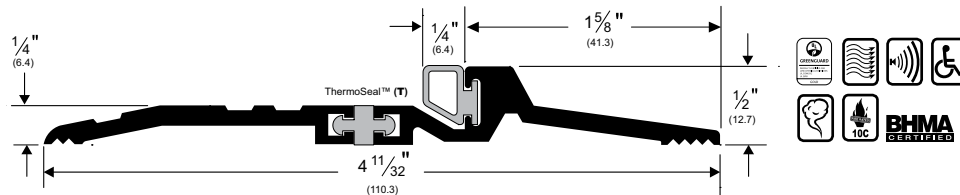
## 278x224\_FGT

AVAILABLE FINISHES: **A, D, G**  
 REPLACEMENT INSERT: **T5 (BL)**  
 ANSI (aluminum): **J36130, J36139, J36190, J36193**



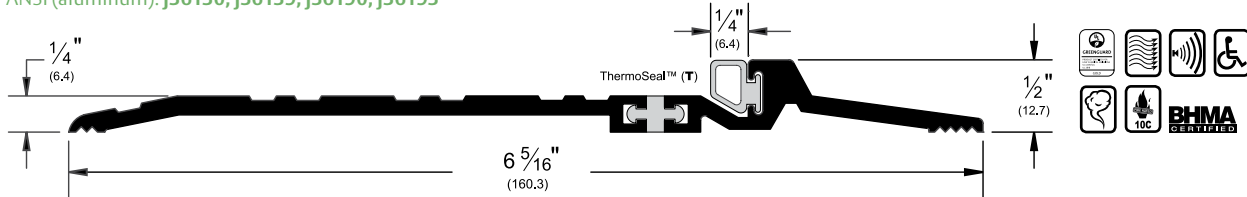
## 279x224\_FGT

AVAILABLE FINISHES: **A, D, G**  
 REPLACEMENT INSERT: **T5 (BL)**  
 ANSI (aluminum): **J36130, J36139, J36190, J36193**



## 274x224\_FGT

AVAILABLE FINISHES: **A, D, G**  
 REPLACEMENT INSERT: **T5 (BL)**  
 ANSI (aluminum): **J36130, J36139, J36190, J36193**



**Alternate Inserts**

pile (P)

274x224\_FGP

278x224\_FGP

279x224\_FGP

REPLACEMENT INSERT: **P2 (BL, W)**

---

Eco-V™ (V)

274x224\_FGV

278x224\_FGV

279x224\_FGV

REPLACEMENT INSERT: **EV41 (BL, GR, W)**

NOTE: Products shown in this section may not be drawn to scale.

NOTE: Products shown in this section may not be drawn to scale.

AVAILABLE FINISHES FOR PRODUCTS SHOWN ON THIS PAGE (see General Information section for finish chart)  
**A** (Mill Finish Aluminum) **D** (Dark Bronze Anodized) **G** (Gold Anodized)

NOTE: **G** is available with limited inventory

800-346-7707 | www.pemko.com  
 Check the web site for the up-to-date catalog

Copyright © 2015-2017, Pemko Manufacturing Co., an ASSA ABLOY Group company. All rights reserved.  
 Reproduction in whole or in part without the express written permission of Pemko Manufacturing Co. is prohibited.

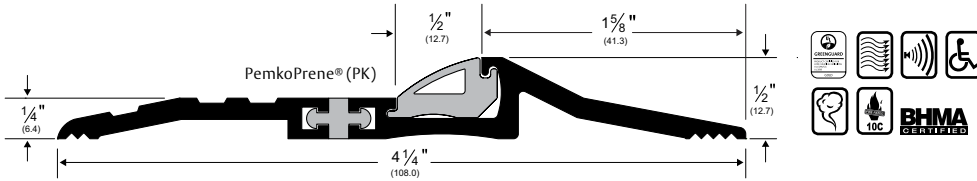
**ASSA ABLOY**

The global leader in  
 door opening solutions

## Latching Panic Exit Saddles - Thermal Barrier (Cont.)

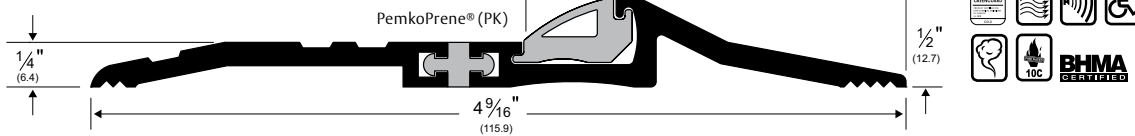
### 278x292\_FGPK

AVAILABLE FINISHES: **A, D**  
 REPLACEMENT INSERT: **PK20 (BL)**  
 ANSI (aluminum): **J35190, J35193, J36190, J36193**



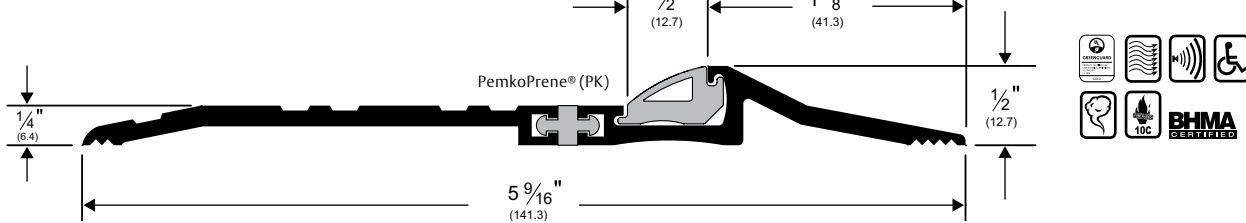
### 279x292\_FGPK

AVAILABLE FINISHES: **A, D**  
 REPLACEMENT INSERT: **PK20 (BL)**  
 ANSI (aluminum): **J35190, J35193, J36190, J36193**



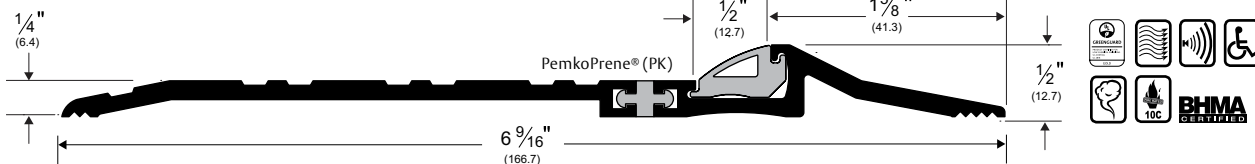
### 273x292\_FGPK

AVAILABLE FINISHES: **A, D**  
 REPLACEMENT INSERT: **PK20 (BL)**  
 ANSI (aluminum): **J35190, J35193, J36190, J36193**



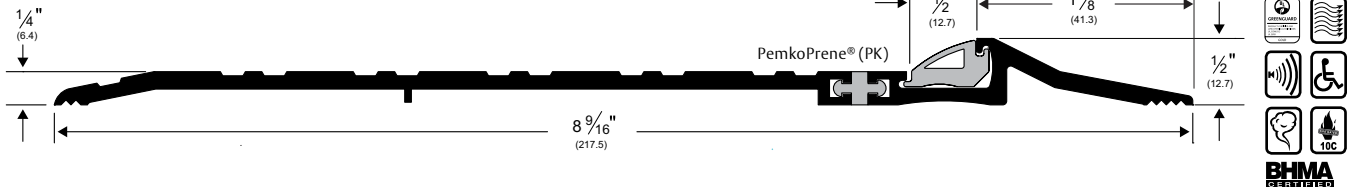
### 274x292\_FGPK

AVAILABLE FINISHES: **A, D**  
 REPLACEMENT INSERT: **PK20 (BL)**  
 ANSI (aluminum): **J35190, J35193, J36190, J36193**



### 2746x292\_FGPK

AVAILABLE FINISHES: **A, D**  
 REPLACEMENT INSERT: **PK20 (BL)**  
 ANSI (aluminum): **J35190, J35193, J36190, J36193**



NOTE: Products shown in this section may not be drawn to scale.

AVAILABLE FINISHES FOR PRODUCTS SHOWN ON THIS PAGE (see General Information section for finish chart)  
**A** (Mill Finish Aluminum) **D** (Dark Bronze Anodized)

**ASSA ABLOY**

The global leader in  
 door opening solutions

800-346-7707 | www.pemko.com  
 Check the web site for the up-to-date catalog

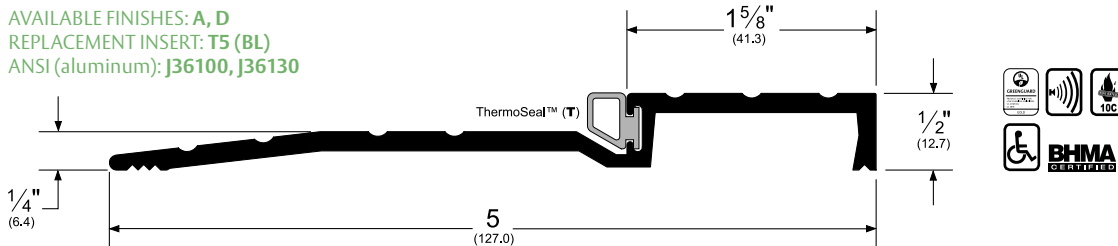
Copyright © 2015-2017, Pemko Manufacturing Co., an ASSA ABLOY Group company. All rights reserved.  
 Reproduction in whole or in part without the express written permission of Pemko Manufacturing Co. is prohibited.

## Acoustic Thresholds

- PEMKO's line of Acoustic Thresholds are designed to aid with a door's STC rating
- **2006STC** and **2007STC** are only ADA compliant when installed butted to other flooring materials in accordance with ADA guidelines
- Thresholds will not improve a door's "sealed in-place" STC rating
- See the Acoustic Catalog Section or visit PEMKO's website, www.pemko.com, for more Acoustic products and additional information

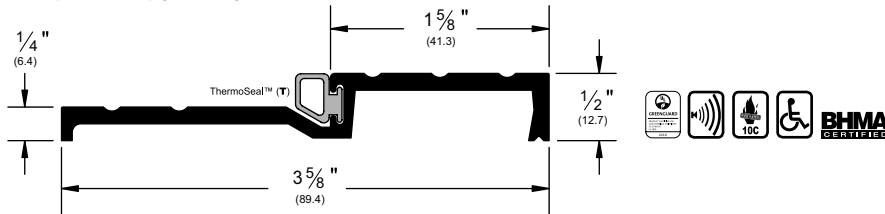
### 2006STC\_

AVAILABLE FINISHES: **A, D**  
 REPLACEMENT INSERT: **T5 (BL)**  
 ANSI (aluminum): **J36100, J36130**



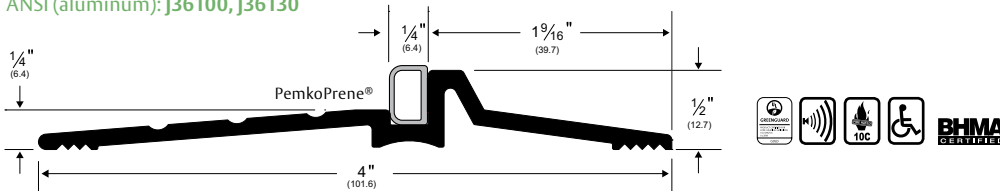
### 2007STC\_

AVAILABLE FINISHES: **A, D**  
 REPLACEMENT INSERT: **T5 (BL)**  
 ANSI (aluminum): **J36100, J36130**



### 2008\_PK

AVAILABLE FINISHES: **A, D**  
 REPLACEMENT INSERT: **PK381 (BL)**  
 ANSI (aluminum): **J36100, J36130**

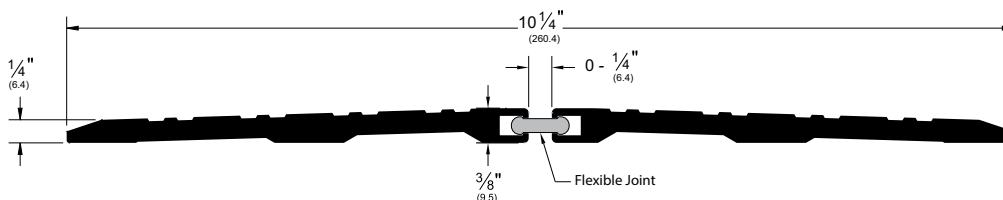


## Threshold with Flexible Joint

- Flexible joint allows the threshold to flex as much as 20° up or down
- Expands up to an additional 1/4"

### 573x5\_FG

AVAILABLE FINISHES: **A, D**  
 REPLACEMENT INSERT: **PK45 (BL)**  
 ANSI (aluminum): **J3219, J32190, J32193**



\* When used in such a manner that the slope is not steeper than 1:2, and the overall height is 1/2" or less and all other criteria are met.

NOTE: Products shown in this section may not be drawn to scale.

AVAILABLE FINISHES FOR PRODUCTS SHOWN ON THIS PAGE (see General Information section for finish chart)  
**A** (Mill Finish Aluminum) **D** (Dark Brown Anodized)

800-346-7707 | www.pemko.com

Check the web site for the up-to-date catalog

Copyright © 2015-2017, Pemko Manufacturing Co., an ASSA ABLOY Group company. All rights reserved.  
 Reproduction in whole or in part without the express written permission of Pemko Manufacturing Co. is prohibited.

**ASSA ABLOY**

The global leader in  
 door opening solutions

## Eco-V™ Thresholds

- Eco-V™ thresholds create an ideal transition where two different pieces of carpet meet, or carpet meets another surface under a door
- Ideal for use in any high-traffic commercial installation, such as hotels and offices
- Eco-V™ thresholds are manufactured from slightly softer material than competitive products. This aids in the cutting and fitting of the threshold and facilitates easier

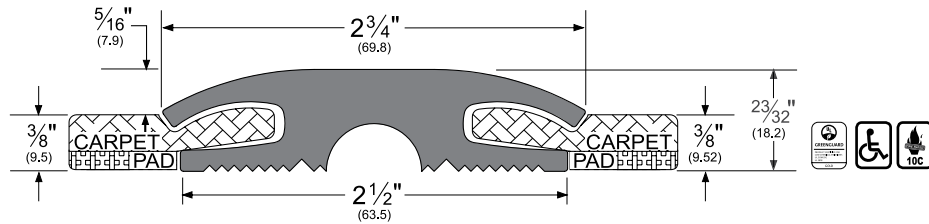
insertion of the carpet into the holding cavities on the carpet side(s) of the threshold

- Eco-V™ thresholds are designed to work in conjunction with PEMKO's **2173\_V**, **2113\_V** and **2343\_V** door shoes
- **EV232\_**, **EV2325\_**, and **ADJ232V** thresholds have been tested and approved under **ADAAG-2010 (Amended)**; **ICC/ANSI A117.1** and **California Building Code**, Title 24 for Barrier-Free Entry

### EV232\_

AVAILABLE COLORS: **BL, D**  
AVAILABLE LENGTHS: 36", 48", 73"

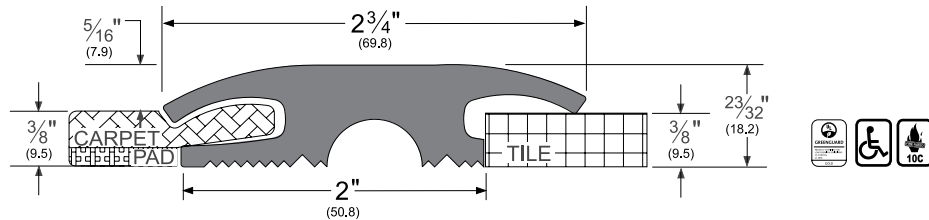
Serves as a transition where two pieces of carpet meet beneath an interior door



### EV2325\_

AVAILABLE COLORS: **BL, D**  
AVAILABLE LENGTHS: 36", 48", 73"

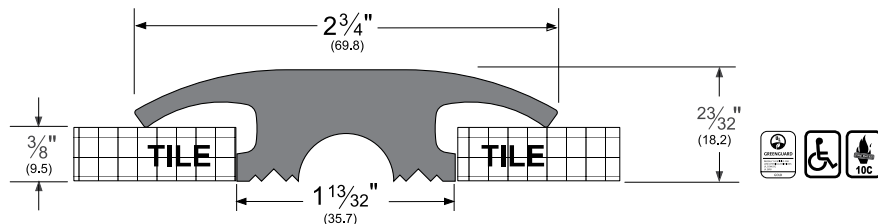
Serves as a transition where one piece of carpet meets tile beneath an interior door



### EV2326\_

AVAILABLE COLORS: **BL, D**  
AVAILABLE LENGTHS: 36", 48", 73"

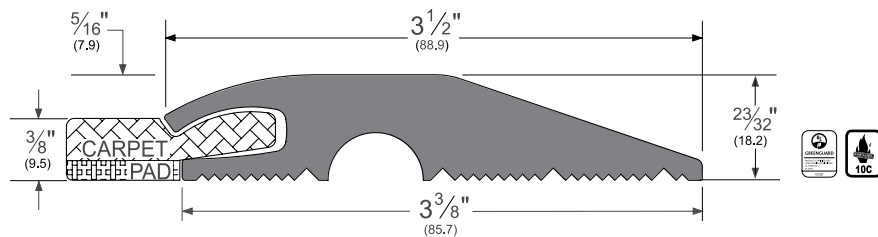
Serves as a transition where two pieces of tile meet beneath an interior door



### EV2320\_

AVAILABLE COLOR: **BL**  
AVAILABLE LENGTHS: 36", 48", 73"

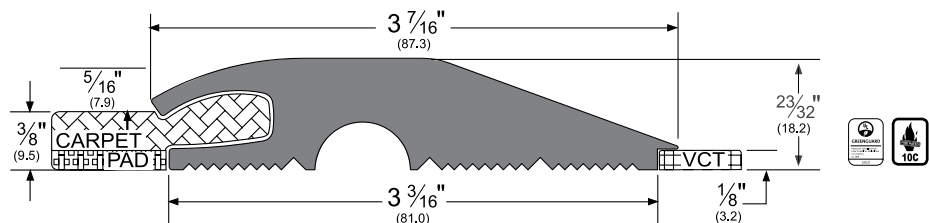
Serves as a transition where carpet meets concrete beneath an interior or exterior door



### EV2322\_

AVAILABLE COLOR: **BL**  
AVAILABLE LENGTHS: 36", 48", 73"

Serves as a transition where carpet meets 1/8" tile beneath an interior door



NOTE: Products shown in this section may not be drawn to scale.

AVAILABLE FINISHES FOR PRODUCTS SHOWN ON THIS PAGE (see General Information section for finish chart)

**BL** (Black) **D** (Dark Brown)

**ASSA ABLOY**

The global leader in  
door opening solutions

800-346-7707 | www.pemko.com  
Check the web site for the up-to-date catalog

Copyright © 2015-2017, Pemko Manufacturing Co., an ASSA ABLOY Group company. All rights reserved.  
Reproduction in whole or in part without the express written permission of Pemko Manufacturing Co. is prohibited.

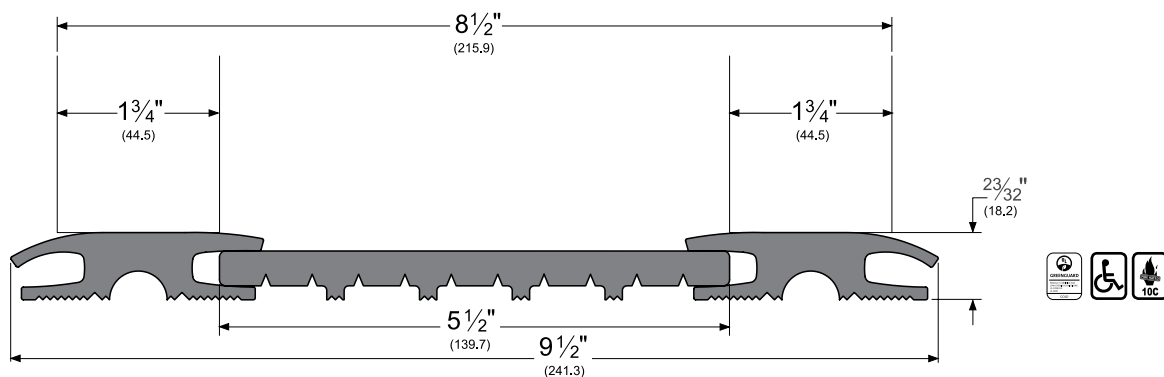


## Adjustable-Width Eco-V™ Threshold

- The adjustable-width threshold is designed for installations where the widths of the transition beneath a door may need to change, without completely disassembling and reinstalling the threshold
- The adjustable-width threshold consists of two Eco-V™ end pieces and one Eco-V™ adjustable center section
- Center section (**EV2321**\_ below) can easily be cut to size with a standard razor knife

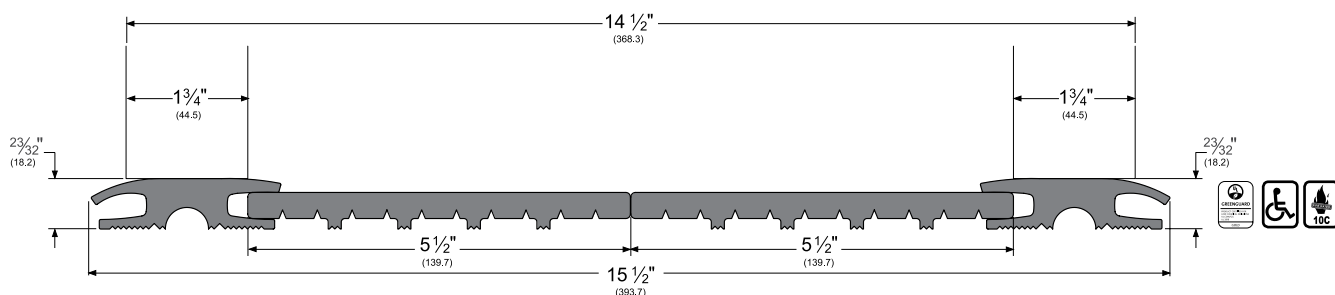
### ADJ232V8\_

AVAILABLE COLOR: **BL**  
AVAILABLE LENGTHS: **36", 48"**



### ADJ232V14\_

AVAILABLE COLOR: **BL**  
AVAILABLE LENGTHS: **36", 48"**

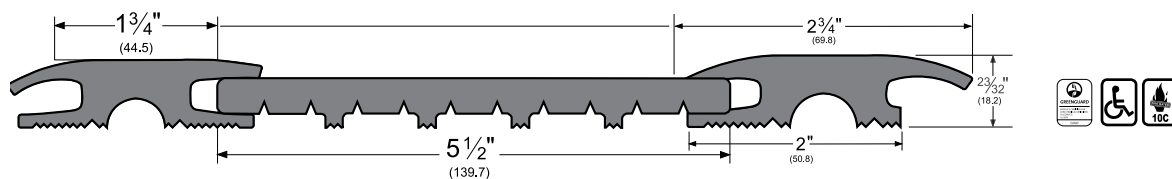


- Eco-V™ threshold ends can be used in many combinations to suit your flooring combination needs
- Shown below is **EV232** used with **EV2325** to illustrate use with carpet outside one communicating door and tile outside the other

### ADJ232x2325V8\_

AVAILABLE COLOR: **BL**  
AVAILABLE LENGTHS: **36", 48", 73"**

Serves as a transition where carpet meets tile beneath an interior door



NOTE: Products shown in this section may not be drawn to scale.

AVAILABLE FINISHES FOR PRODUCTS SHOWN ON THIS PAGE (see General Information section for finish chart)  
**BL** (Black)

800-346-7707 | [www.pemko.com](http://www.pemko.com)

Check the web site for the up-to-date catalog

Copyright © 2015-2017, Pemko Manufacturing Co., an ASSA ABLOY Group company. All rights reserved.  
Reproduction in whole or in part without the express written permission of Pemko Manufacturing Co. is prohibited.

**ASSA ABLOY**

The global leader in  
door opening solutions

## Heavy Duty Latching Panic Exit Saddle Threshold

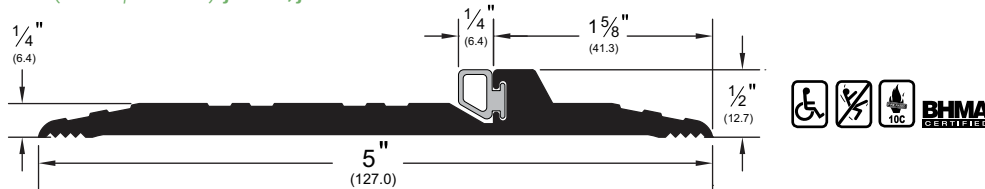
- Ideal for heavy-duty, high-traffic and high weight-bearing applications, such as industrial facilities, schools, cafeterias, manufacturing buildings and hospitals
- Withstands coastal and high-humidity conditions
- Ultra-durable, extra thick extruded nickel-aluminum construction is guaranteed for ten (10) years

### 2705\_T

AVAILABLE FINISHES: **A, AK, D**

ANSI (aluminum): **J35100, J35130, J36100, J36130**

ANSI (alum w/PemKote): **J36200, J36130**



All items on this page are available with PemKote™ non-slip coating (see General Information section). Please specify "PemKote™" when ordering. Please furnish drilling instructions when ordering PemKote™ as it is difficult to drill through this coating.

## Heavy Duty Thresholds

- Ideal for heavy-duty, high-traffic and high weight-bearing applications, such as industrial facilities, schools, cafeterias, manufacturing buildings and hospitals
- Withstands coastal and high-humidity conditions
- Ultra-durable, extra thick extruded nickel-aluminum construction is guaranteed for ten (10) years
- Used in conjunction with surface applied vertical rod exit device, or as a stop and a seal at the bottom of door

### 2715

AVAILABLE FINISHES: **A, AK, D**

ANSI (aluminum): **J32100, J32130**

ANSI (alum w/PemKote): **J32200, J32230**



All items on this page are available with PemKote™ non-slip coating (see General Information section). Please specify "PemKote™" when ordering. Please furnish drilling instructions when ordering PemKote™ as it is difficult to drill through this coating.

### 2716

AVAILABLE FINISHES: **A, AK, D**

ANSI (aluminum): **J32100, J32130**

ANSI (alum w/PemKote): **J32200, J32230**



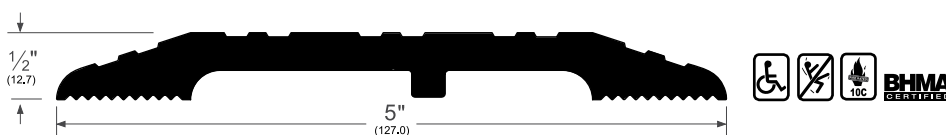
### 1715\_

AVAILABLE FINISHES: **A, AK, D**

ANSI (aluminum): **J32100, J32130**

ANSI (alum w/PemKote): **J32200, J32230**

Allow 5/8" door clearance



NOTE: Products shown in this section may not be drawn to scale.

AVAILABLE FINISHES FOR PRODUCTS SHOWN ON THIS PAGE (see General Information section for finish chart)  
**A** (Mill Finish Aluminum) **AK** (Mill Finish Aluminum w/PemKote™ Non-Slip Coating) **D** (Dark Bronze Anodized)

NOTE: D is available with limited inventory

**ASSA ABLOY**

The global leader in  
door opening solutions

800-346-7707 | [www.pemko.com](http://www.pemko.com)

Check the web site for the up-to-date catalog

Copyright © 2015-2017, Pemko Manufacturing Co., an ASSA ABLOY Group company. All rights reserved.  
 Reproduction in whole or in part without the express written permission of Pemko Manufacturing Co. is prohibited.

## Heavy Duty Thresholds (Cont.)

1716\_

AVAILABLE FINISHES: **A, AK, D**  
 ANSI (aluminum): **J32100, J32130**  
 ANSI (alum w/PemKote): **J32200, J32230**  
 Allow  $\frac{5}{8}$ " door clearance



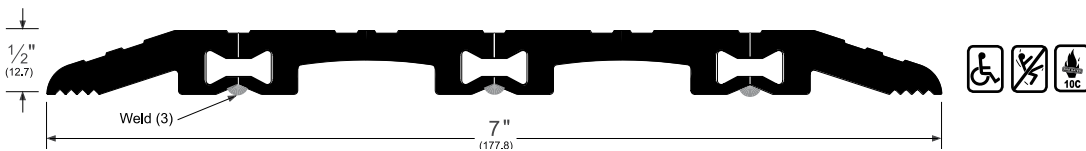
All items on this page are available with PemKote™ non-slip coating (see General Information section). Please specify "PemKote™" when ordering. Please furnish drilling instructions when ordering PemKote™ as it is difficult to drill through this coating.

## Modular Heavy Duty Thresholds

- Modular construction allows threshold to fit openings up to 15" wide without the expense of custom cast thresholds. There is no restriction on width additions (in 1" increments)
- Modular Thresholds can be thermally broken. Order by adding "FG" to the part number and designate at which joint the thermal key should be supplied. Note that each thermal key will add  $\frac{1}{8}$ " to overall width of threshold.

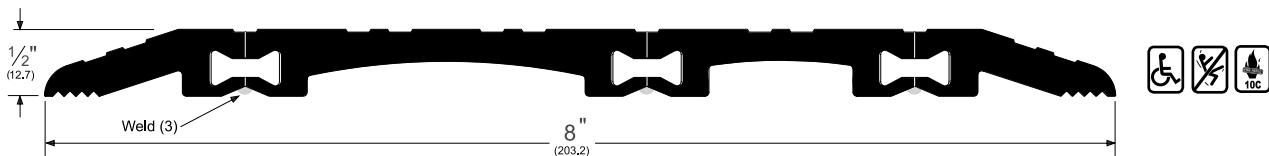
1717\_

AVAILABLE FINISHES: **A, AK, D**  
 Allow  $\frac{5}{8}$ " door clearance



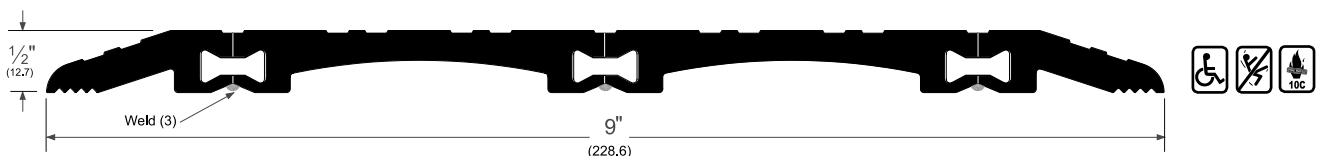
1718\_

AVAILABLE FINISHES: **A, AK, D**  
 Allow  $\frac{5}{8}$ " door clearance



1719\_

AVAILABLE FINISHES: **A, AK, D**  
 Allow  $\frac{5}{8}$ " door clearance



NOTE: Products shown in this section may not be drawn to scale.

AVAILABLE FINISHES FOR PRODUCTS SHOWN ON THIS PAGE (see General Information section for finish chart)  
**A** (Mill Finish Aluminum) **AK** (Mill Finish Aluminum w/PemKote™ Non-Slip Coating) **D** (Dark Bronze Anodized)

NOTE: D is available with limited inventory

800-346-7707 | [www.pemko.com](http://www.pemko.com)

Check the web site for the up-to-date catalog

Copyright © 2015-2017, Pemko Manufacturing Co., an ASSA ABLOY Group company. All rights reserved.  
 Reproduction in whole or in part without the express written permission of Pemko Manufacturing Co. is prohibited.

**ASSA ABLOY**

The global leader in  
 door opening solutions

## Floor Plates/Safety Treads

- PEMKO can fabricate almost any floor plate threshold you might require
- Furnished undrilled unless drilling instructions are specified when ordering
- Ordering of fasteners does not constitute drilling instructions
- Elevated floor plates require support every 4" on center, at welded seams, and as necessary for support
- Orders with "x" in the product number (i.e. 195 x 193 x 195) indicate welding

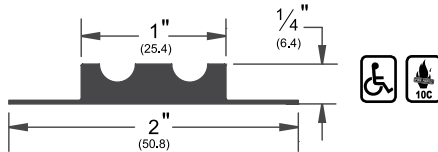


Available with PemKote™ non-slip coating (see General Information section). Please specify "PemKote™" when ordering. Please furnish drilling instructions when ordering PemKote™ as it is difficult to drill through this coating.

### E197\_

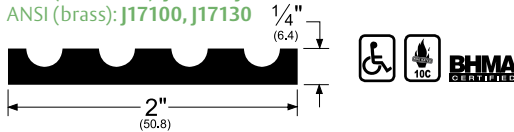
AVAILABLE FINISHES: **Black (blank)**

- EPDM Expansion Joint



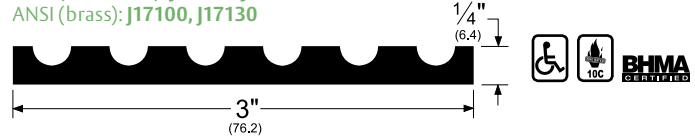
### 190\_

AVAILABLE FINISHES: **A, B, D, G**  
ANSI (aluminum): **J37100, J37130**  
ANSI (brass): **J17100, J17130**



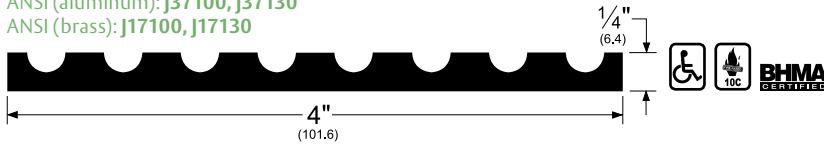
### 191\_

AVAILABLE FINISHES: **A, B, D, G**  
ANSI (aluminum): **J37100, J37130**  
ANSI (brass): **J17100, J17130**



### 192\_

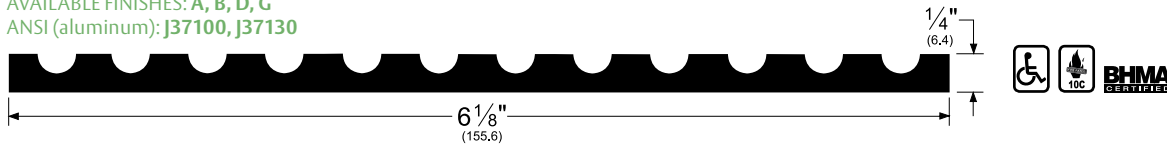
AVAILABLE FINISHES: **A, B, D, G**  
ANSI (aluminum): **J37100, J37130**  
ANSI (brass): **J17100, J17130**



Extruded bronze (B) plates are fluted on both sides

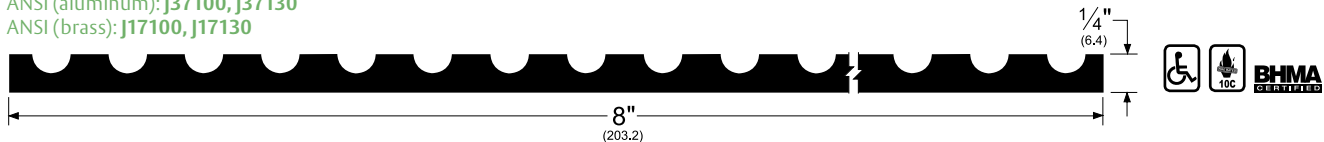
### 193\_

AVAILABLE FINISHES: **A, B, D, G**  
ANSI (aluminum): **J37100, J37130**



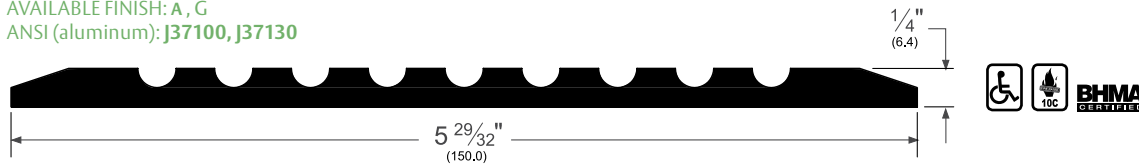
### 228\_

AVAILABLE FINISHES: **A, D, G**  
ANSI (aluminum): **J37100, J37130**  
ANSI (brass): **J17100, J17130**



### 2266\_

AVAILABLE FINISH: **A, G**  
ANSI (aluminum): **J37100, J37130**



NOTE: Products shown in this section may not be drawn to scale.

AVAILABLE FINISHES FOR PRODUCTS SHOWN ON THIS PAGE (see General Information section for finish chart)  
**A** (Mill Finish Aluminum) **B** (Mill Finish Extruded Bronze [Brass]) **D** (Dark Bronze Anodized) **G** (Gold Anodized)

NOTE: **G** is available with limited inventory

**ASSA ABLOY**

The global leader in door opening solutions

800-346-7707 | www.pemko.com

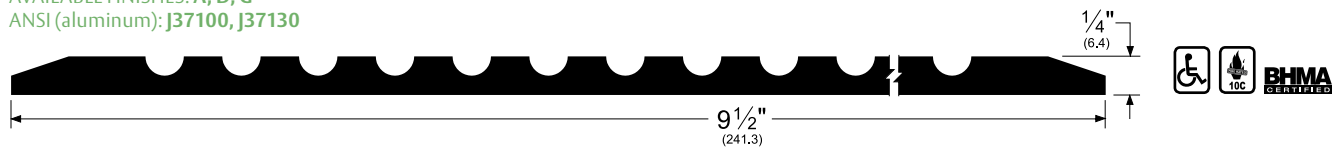
Check the web site for the up-to-date catalog

Copyright © 2015-2017, Pemko Manufacturing Co., an ASSA ABLOY Group company. All rights reserved. Reproduction in whole or in part without the express written permission of Pemko Manufacturing Co. is prohibited.

## Floor Plates/Safety Treads (Cont.)

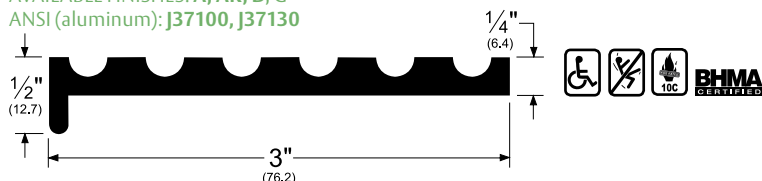
2286\_

AVAILABLE FINISHES: **A, D, G**  
ANSI (aluminum): **J37100, J37130**



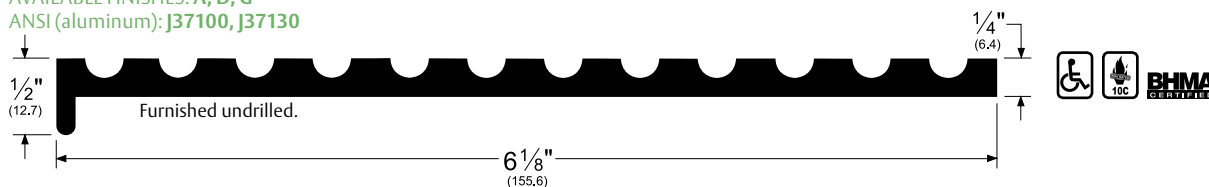
19125\_

AVAILABLE FINISHES: **A, AK, D, G**  
ANSI (aluminum): **J37100, J37130**



19325\_

AVAILABLE FINISHES: **A, D, G**  
ANSI (aluminum): **J37100, J37130**

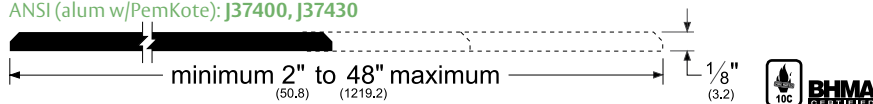


## Aluminum Plates

- Used where a cover plate, expansion joint plate, or wide extra-strength metal plate is needed
- Maximum length is 144". All aluminum plates are provided NET length
- Both length edges are beveled at a 45° angle; "single edge bevel" or "no bevel" is also available at no extra cost; length of plate should be roughly equal to width of opening.
- Plates are supplied undrilled unless otherwise specified. PEMKO reserves the right to charge for special fastener patterns
- Plates are furnished with #10 x 1 1/2" wood screws. Screws supplied: one (1) screw per foot up to 8" wide; two (2) screws per foot 8" to 12" wide; and three (3) screws per foot over 12" wide
- Plates are ADA compliant only when ordered with PemKote finish

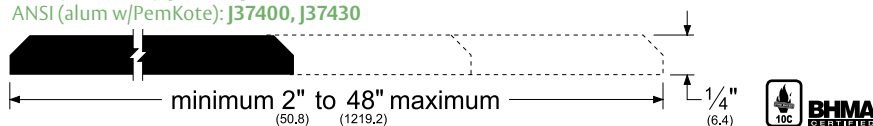
18/1\_ - (width x length)

AVAILABLE FINISH: **A, AK**  
ANSI (aluminum): **J37300, J37330**  
ANSI (alum w/PemKote): **J37400, J37430**



14/1\_ - (width x length)

AVAILABLE FINISH: **A, AK**  
ANSI (aluminum): **J37300, J37330**  
ANSI (alum w/PemKote): **J37400, J37430**



NOTE: Products shown in this section may not be drawn to scale.

AVAILABLE FINISHES FOR PRODUCTS SHOWN ON THIS PAGE (see General Information section for finish chart)  
**A** (Mill Finish Aluminum) **AK** (Mill Finish Aluminum w/Pemkote Non-Slip Coating) **D** (Dark Bronze Anodized) **G** (Gold Anodized)

NOTE: **G** is available with limited inventory

800-346-7707 | www.pemko.com

Check the web site for the up-to-date catalog

Copyright © 2015-2017, Pemko Manufacturing Co., an ASSA ABLOY Group company. All rights reserved.  
Reproduction in whole or in part without the express written permission of Pemko Manufacturing Co. is prohibited.

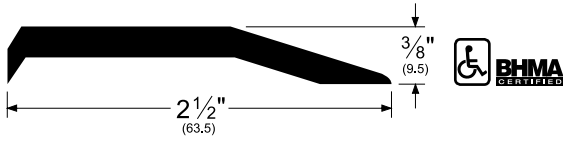
**ASSA ABLOY**

The global leader in  
door opening solutions

# Carpet Separators

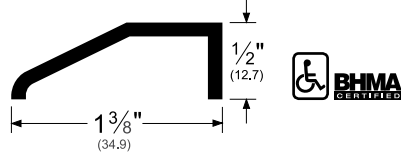
174\_

AVAILABLE FINISHES: B, C, D, G  
 ANSI (aluminum): J32300, J32340  
 ANSI (brass): J17300, J17330



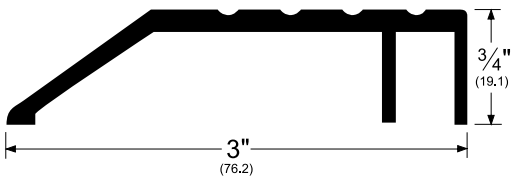
1951\_

AVAILABLE FINISHES: A, D  
 ANSI (aluminum): J37300, J37330  
 • Supplied undrilled unless otherwise specified  
 • ADA compliant when butted to 1/4" or 1/2" high flooring material



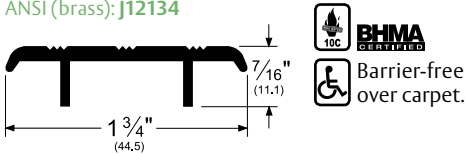
230\_

AVAILABLE FINISHES: A, D, G



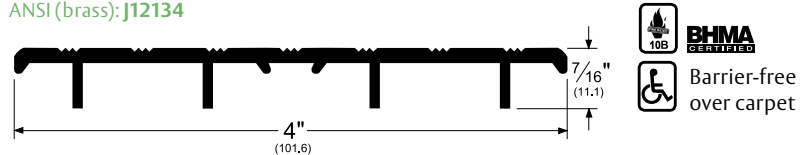
236\_

AVAILABLE FINISHES: A, B, BDG, D, G  
 ANSI (aluminum): J32134  
 ANSI (brass): J12134



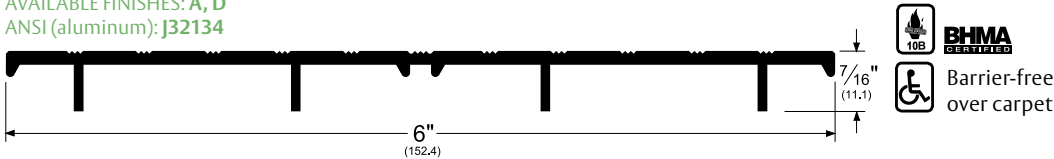
2364\_

AVAILABLE FINISHES: A, B, D, G  
 ANSI (aluminum): J32134, J32140  
 ANSI (brass): J12134



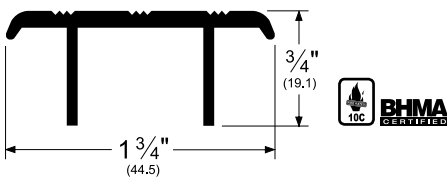
2366\_

AVAILABLE FINISHES: A, D  
 ANSI (aluminum): J32134



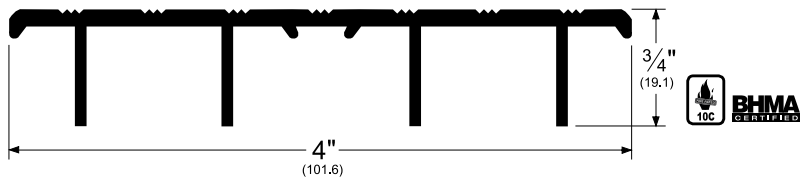
246\_

AVAILABLE FINISHES: A, G  
 ANSI (aluminum): J32134



2464\_

AVAILABLE FINISHES: A, D, G  
 ANSI (aluminum): J32134



NOTE: Products shown in this section may not be drawn to scale.

AVAILABLE FINISHES FOR PRODUCTS SHOWN ON THIS PAGE (see General Information section for finish chart)  
 A (Mill Finish Aluminum) B (Mill Finish Extruded Bronze [Brass]) BDG (Bright Dip Gold Anodized)  
 C (Clear Anodized) D (Dark Bronze Anodized) G (Gold Anodized)

NOTE: G is available with limited inventory

**ASSA ABLOY**

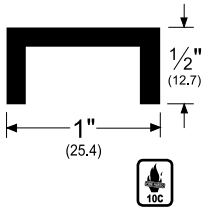
The global leader in door opening solutions

## Floor Plate Supports/Accessories

- Please see information under Floor Plates and Safety Treads (page 132-133)

### 189\_

AVAILABLE FINISHES: **A, B, D, G**

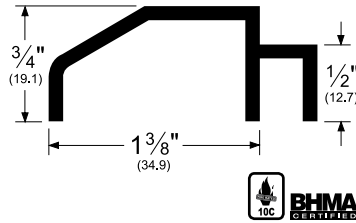


### 194\_

AVAILABLE FINISHES: **A, B, D, G**

ANSI (aluminum): **J37300**

ANSI (brass): **J17300**

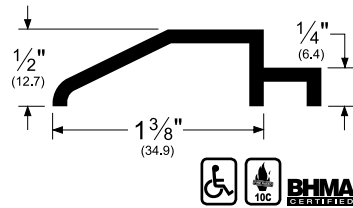


### 195\_

AVAILABLE FINISHES: **A, B, D, G**

ANSI (aluminum): **J37300**

ANSI (brass): **J17300**

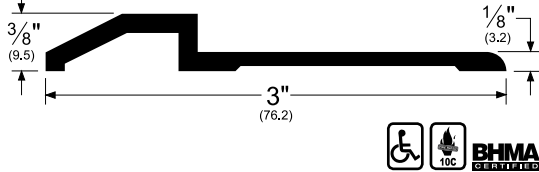


### 200\_

AVAILABLE FINISHES: **A, B, D, G**

ANSI (aluminum): **J37300, J37330**

ANSI (brass): **J17300, J17330**



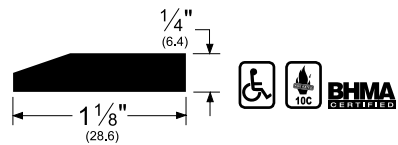
### 196\_

AVAILABLE FINISHES: **A, B, D, G**

ANSI (aluminum): **J37300, J37330**

ANSI (brass): **J17300, J17330**

When ordering, specify whether 196 material is to be used as trim or support



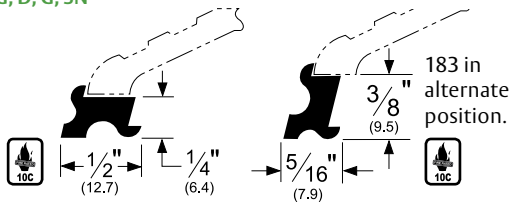
## Elevators

- Elevators allow for custom sizing in offset conditions

### 183\_

AVAILABLE FINISHES:

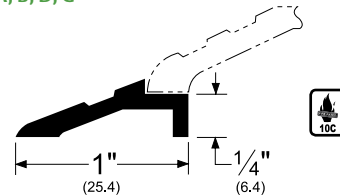
**A, B, BDG, D, G, SN**



### 282\_

AVAILABLE FINISHES:

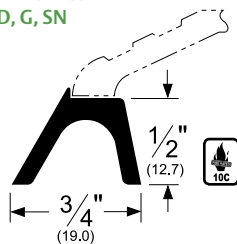
**A, B, D, G**



### 188\_

AVAILABLE FINISHES:

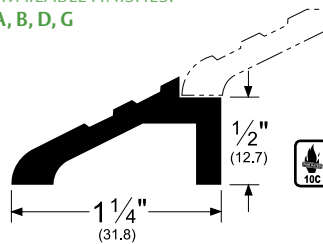
**A, B, BDG, D, G, SN**



### 283\_

AVAILABLE FINISHES:

**A, B, D, G**



NOTE: Products shown in this section may not be drawn to scale.

AVAILABLE FINISHES FOR PRODUCTS SHOWN ON THIS PAGE (see General Information section for finish chart)

**A** (Mill Finish Aluminum) **B** (Mill Finish Extruded Bronze [Brass]) **BDG** (Bright Dip Gold Anodized) **D** (Dark Bronze Anodized) **G** (Gold Anodized) **SN** (Satin Nickel Anodized)

NOTE: **G, SN** are available with limited inventory

800-346-7707 | [www.pemko.com](http://www.pemko.com)

Check the web site for the up-to-date catalog

Copyright © 2015-2017, Pemko Manufacturing Co., an ASSA ABLOY Group company. All rights reserved. Reproduction in whole or in part without the express written permission of Pemko Manufacturing Co. is prohibited.

**ASSA ABLOY**

The global leader in door opening solutions

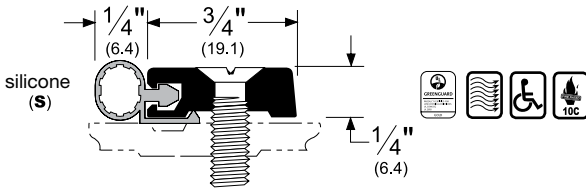
# Threshold Stop Strips

- Use with standard flat top, saddle threshold to provide a door stop and seal at bottom of door
- Stop strips are supplied pre-drilled with #10-24 Phillips flat head machine screws of appropriate length
- These stops will affect the pivot hole location of an assembly

## 1842\_S

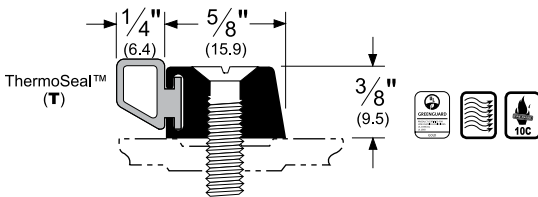
AVAILABLE FINISHES: **A, D, G**  
 REPLACEMENT INSERT: **S3 (BL, W)**

- Allow 1/8" door clearance from top of threshold
- Barrier-free with 1/4" saddle only



## 184\_T

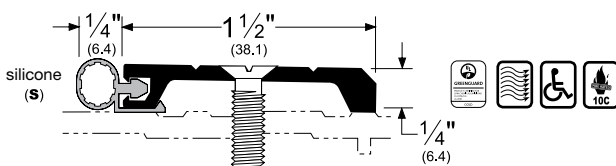
AVAILABLE FINISHES: **A, B, D, G**  
 REPLACEMENT INSERT: **T5 (BL)**



## 290\_SSTOP

AVAILABLE FINISHES: **A, D, G**  
 REPLACEMENT INSERT: **S3 (BL, W)**

- Allow 1/8" door clearance from top of threshold
- Barrier-free with 1/4" saddle only



### Alternate Inserts

**1842\_PK**  
**290\_PKSTOP**

REPLACEMENT INSERT:  
**PK47 (BL, GR)**



### Alternate Inserts

**1842\_V**  
**290\_VSTOP**

REPLACEMENT INSERT:  
**EV47 (BL, GR, W)**



### Alternate Inserts

**184\_P**

REPLACEMENT INSERT:  
**P2 (BL, GR)**



**184\_V**

REPLACEMENT INSERT:  
**EV41 (BL, GR, W)**



NOTE: Products shown in this section may not be drawn to scale.

AVAILABLE FINISHES FOR PRODUCTS SHOWN ON THIS PAGE (see General Information section for finish chart)  
**A** (Mill Finish Aluminum) **B** (Mill Finish Extruded Bronze [Brass]) **D** (Dark Bronze Anodized) **G** (Gold Anodized)

NOTE: **G** is available with limited inventory

**ASSA ABLOY**

The global leader in  
 door opening solutions

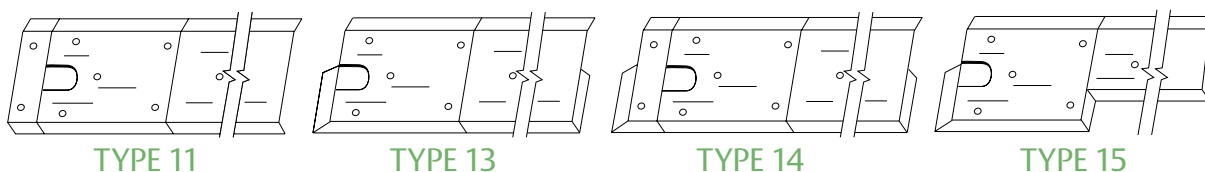


## Floor Closer Thresholds/Cover Plate Assemblies

- **TYPE OF ASSEMBLY** – Type 11 or 14 for center hung, Type 13 or 15 for offset hung
- **MATERIALS** – Saddles, floor plates, supports, risers, elevators, and stop strips
- **CLOSER TO BE USED** – Manufacturer and model number
- **NET LENGTH** – Jamb-to-jamb. Assembly Types 11, 13 and 14 are cut with center section  $\frac{1}{2}$ " over net length up to 48" and 1" over net length over 48" to allow for fitting on the job. Please specify "net length", if required. Assembly Type 15 is cut at net length because of factory-cut miters
- **HANDING** – For single doors, specify right or left hand. For pairs of doors, handing is not required
- **SPECIAL FINISHES** – Examples include polished, oxidized and oil rubbed, Satin Buff, and PemKote™
- **SPECIAL FASTENERS** – For center section only. Examples include: MS and ES, FHSL25 and SS/MS & ES
- **SPECIAL FABRICATION INSTRUCTIONS** – Notching, full miters, etc. Assembly Type 11 is supplied without mitered ends, and assembly Types 13, 14 and 15 are supplied with both ends mitered. Also, when ordering stop strips (shown on page 136), specify door thickness and pivot offset so that the threshold assembly width and pivot dimension can be determined
- **RETURNS AND ALLOWANCES** – No merchandise made for special order will be accepted for return or credit



THRESHOLD WIDTH	FASTENER ROWS	THRESHOLD WIDTH	FASTENER ROWS
2" to 7 $\frac{7}{8}$ "	1 Row	19" to 24 $\frac{7}{8}$ "	4 Rows
8" to 12 $\frac{7}{8}$ "	2 Rows	25" to 30 $\frac{7}{8}$ "	5 Rows
13" to 18 $\frac{7}{8}$ "	3 Rows	31" to 36 $\frac{7}{8}$ "	6 Rows



THRESHOLDS FOR TYPE 11, 13, 14				
SIZE	PRODUCT NUMBER	FINISHES	PRODUCT NUMBER	FINISHES
$\frac{1}{2}$ " x 7"	176_	A, B, D, G		
$\frac{1}{4}$ " x 7"	276_	A, B, D, G		
$\frac{1}{2}$ " x 8"	2548_	A, D, G	254_ x 4_	B
$\frac{1}{4}$ " x 8"	2748_	A, D, G	274_ x 4_	B
$\frac{1}{2}$ " x 8 $\frac{7}{8}$ "	193_ x 2/195_	A, B, D, G		
* $\frac{3}{4}$ " x 12" x $\frac{1}{4}$ "	257_ x 259_	A, B, D, G		

\* Ramp threshold for  $\frac{1}{2}$ " offset.

THRESHOLDS FOR TYPE 15				
SIZE	PRODUCT NUMBER	FINISHES	PRODUCT NUMBER	FINISHES
$\frac{1}{2}$ " x 7" x 4"	176_ x 170_	A, B, D, G		
$\frac{1}{4}$ " x 7" x 4"	276_ x 270_	A, B, D, G		
$\frac{1}{2}$ " x 7" x 5"	176_ x 171_	A, B, D, G		
$\frac{1}{4}$ " x 7" x 5"	276_ x 271_	A, B, D, G		
$\frac{1}{2}$ " x 8" x 4"	2548_ x 170_	A, D, G	254 x 4_ x 170_	B
$\frac{1}{4}$ " x 8" x 4"	2748_ x 270_	A, D, G	274 x 4_ x 270_	B
$\frac{1}{2}$ " x 8" x 5"	2548_ x 171_	A, D, G	254 x 4_ x 171_	B
$\frac{1}{4}$ " x 8" x 5"	2748_ x 271	A, D, G	274 x 4_ x 271_	B

NOTE: Products shown in this section may not be drawn to scale.

AVAILABLE FINISHES FOR PRODUCTS SHOWN ON THIS PAGE (see General Information section for finish chart)  
**A** (Mill Finish Aluminum) **B** (Mill Finish Extruded Bronze [Brass]) **D** (Dark Bronze Anodized) **G** (Gold Anodized)

NOTE: **G** is available with limited inventory

800-346-7707 | www.pemko.com

Check the web site for the up-to-date catalog

Copyright © 2015-2017, Pemko Manufacturing Co., an ASSA ABLOY Group company. All rights reserved.  
 Reproduction in whole or in part without the express written permission of Pemko Manufacturing Co. is prohibited.

## ASSA ABLOY

The global leader in  
door opening solutions

## ANSI/BHMA A156.21 Thresholds - Cross Reference

- Following a profile number, “**A**” signifies the base metal as aluminum and will include any anodized finish
- Following a profile number, “**B**” signifies the base metal as architectural bronze [brass]
- Consult [www.buildershardware.com](http://www.buildershardware.com) for the most up-to-date BHMA Certified Product Directory (CPD) information

ANSI No.	PEMKO Item#
J12100	170B, 171B, 172B, 176B, 198B, 254x4B, 254x5B, 255x5B, 270B, 271B, 272B, 274x4B, 276B
J12130	170B, 171B, 172B, 176B, 254x4B, 254x5B, 255x5B, 270B, 271B, 272B, 274x4B, 276B
J12134	236B, 2364B
J12139	252x2BFG, 252x3BFG, 253x3BFG, 253x4BFG, 254x4BFG, 254x5BFG, 255x5BFG, 273x3BFG, 273x4BFG, 274x4BFG
J12190	252x2BFG, 252x3BFG, 253x3BFG, 253x4BFG, 254x4BFG, 254x5BFG, 255x5BFG, 273x3BFG, 273x4BFG, 274x4BFG
J12193	252x2BFG, 252x3BFG, 253x3BFG, 253x4BFG, 254x4BFG, 254x5BFG, 273x3BFG, 273x4BFG, 274x4BFG
J12300	151B, 173B, 175B
J12330	151B, 173B, 175B
J13100	227B, 252B, 253B, 254B, 255B, 273B, 274B
J13130	227B, 252B, 253B, 254B, 255B, 273B, 274B
J13133	273B, 274B
J14170	101B, 108B, 114B
J15100	177B, 179B, 181B, 2005B, 252x226B, 253x226B, 254x226B, 255x226B
J15130	2005B
J15190	252x226BFG, 253x226BFG, 254x226BFG, 255x226BFG
J15300	159B
J16100	177BT, 179BT, 181BT, 2005B, 2005BT, 252x226BT, 253x226BT, 254x226BT, 255x226BT
J16130	2005B
J16300	159BT
J17100	190B, 191B, 192B, 193B
J17130	190B, 191B, 192B, 193B
J17300	174B, 194B, 195B, 196B, 200B
J17330	174B, 195B, 196B, 200B
J18130	257B, 259B, 275x259B
J19100	176B, 193Bx2/195B, 254x4B, 257B/259B, 274x4B, 276B
J19130	176B, 193Bx2/195B, 254x4B, 257B/259B, 274x4B, 276B
J19135	176B, 176B, 176Bx170B, 176Bx171B, 193Bx2/195B, 193Bx2/195B, 254x4B, 254x4B, 254x4Bx170B, 254x4Bx171B, 257B/259B, 257B/259B, 274x4B, 274x4B, 274x4Bx270B, 274x4Bx271B, 276B, 276B, 276Bx270B, 276Bx271B
J19150	176B, 176B, 176Bx170B, 176Bx171B, 193Bx2/195B, 254x4B, 254x4Bx170B, 254x4Bx171B, 257B/259B, 274x4B, 274x4B, 274x4Bx270B, 274x4Bx271B, 276B, 276B, 276Bx270B, 276Bx271B
J31100	206AV, 207AV
J32100	156A, 1571A, 157A, 158A, 166A, 169A, 1700A, 170A, 1715A, 171A, 172A, 176A, 182A, 198A, 2548A, 2549A, 2550A, 2555x253A, 256x6A, 256x6A, 270A, 2715A, 2716A, 271A, 2727A, 272A, 2746x6A, 2748A, 2749A, 2750A, 276A

# ASSA ABLOY

The global leader in  
door opening solutions

800-346-7707 | [www.pemko.com](http://www.pemko.com)  
Check the web site for the up-to-date catalog

Copyright © 2015-2017, Pemko Manufacturing Co., an ASSA ABLOY Group company. All rights reserved.  
Reproduction in whole or in part without the express written permission of Pemko Manufacturing Co. is prohibited.

## ANSI/BHMA A156.21 Thresholds - Cross Reference (Continued)

ANSI No.	PEMKO Item#
J32130	158A, 166A, 169A, 1700A, 170wA, 1715A, 1716A, 1716A, 171A, 172A, 176A, 2548A, 2549A, 2550A, 2555x253A, 256x6A, 256x6A, 270A, 2715A, 2716A, 271A, 2727A, 272A, 2746x6A, 2748A, 2749A, 2750A, 276A
J32134	236A, 2364A, 2366A, 2464A
J32138	158A, 2727A
J32139	252x2AFG, 252x3AFG, 253x3AFG, 253x4AFG, 253x6AFG, 254x4AFG, 254x5AFG, 2555x253AFG, 255x5AFG, 256x6AFG, 273x3AFG, 273x4AFG, 2746x6AFG, 274x4AFG
J32140	236A, 246A
J32180	157A, 1571A, 158A, 182A, 2727A
J32190	252x2AFG, 252x3AFG, 253x3AFG, 253x4AFG, 253x6AFG, 254x4AFG, 254x5AFG, 2555x253AFG, 255x5AFG, 256x6AFG, 273x3AFG, 273x4AFG, 2746x6AFG, 274x4AFG
J32193	252x2AFG, 252x3AFG, 253x3AFG, 253x4AFG, 253x6AFG, 254x4AFG, 254x5AFG, 2555x253AFG, 255x5AFG, 256x6AFG, 273x3AFG, 273x4AFG, 2746x6AFG, 274x4AFG
J32200	1715AK, 2715AK, 2716AK
J32230	1715AK, 1716AK, 2715AK, 2716AK
J32300	151A, 1546A, 1547A, 154A, 173A, 174A, 175A
J32330	151A, 1546A, 1547A, 154A, 173A, 174A, 175A
J33100	157A, 1571A, 168A, 182A, 1875A, 1877A, 227A, 229A, 252A, 253A, 254A, 2555A, 255A, 2565A, 256A, 273A, 2746A, 274A, 278A, 279A
J33130	168A, 227A, 229A, 252A, 253A, 254A, 255A, 2565A, 256A, 273A, 2746A, 274A, 278A, 279A
J33133	273A, 2746A, 274A, 278A, 279A
J33180	1875A, 1877A
J34170	101A, 107A, 114A, 121A, 123A
J35100	177A, 179A, 181A, 2005A, 2006A, 2007A, 2008A, 252x226A, 253x226A, 254x226A, 255x226A, 2705A, 277A
J35130	2005A, 206A, 2007A, 2008A, 2705A
J35190	252x226AFG, 253x226AFG, 254x226AFG, 255x226AFG
J35300	159A, 185A, 1855A
J36100	177AT, 179AT, 181AT, 2005AT, 2006APK, 2006AT, 2006STC, 2007APK, 2007AT, 2007STC, 2008APK, 2009APK, 2010APK, 252x226A, 252x266A, 253x226A, 254x226AT, 255x226AT, 2705A, 277AR, 277AS
J36130	2005A, 2005AT, 2006APK, 2006AT, 2006STC, 2007APK, 2007AT, 2007STC, 2008APK, 2008STC, 2009APK, 2010APK, 2705A, 273x224AFG, 273x292AFG, 2746x292AFG, 274x224AFG, 274x292AFG, 278x224AFG, 278x292AFG, 279x224AFG, 279x292AFG
J36139	273x224AFG, 273x292AFG, 2746x292AFG, 274x224AFG, 274x292AFG, 278x224AFG, 278x292AFG, 279x224AFG, 279x292AFG
J36190	252x226AFGT, 253x226AFG, 253x226BFG, 254x226AFG, 255x226AFG, 273x224AFG, 273x292AFG, 2746x292AFG, 274x224AFG, 274x292AFG, 278x224AFG, 278x292AFG, 279x224AFG, 279x292AFG
J36193	273x224AFG, 273x292AFG, 2746x292AFG, 274x224AFG, 274x292AFG, 278x224AFG, 278x292AFG, 279x224AFG, 279x292AFG
J36200	2705AK
J36230	2705AK

## ANSI/BHMA A156.21 Thresholds - Cross Reference (Continued)

ANSI No.	PEMKO Item#
J36300	159AT, 185AT, 1855AT
J37100	190A, 191A, 192A, 193A, 228A, 2266A, 2286A, 19125A, 19325A
J37130	190A, 191A, 192A, 193A, 228A, 2266A, 2286A, 19125A, 19325A
J37200	190AK, 191AK, 192AK, 193AK, 19125AK
J37230	190AK, 191AK, 192AK, 193AK, 19125AK
J37300	14/1A, 18/1A, 194A, 1951A, 195A, 196A, 200A
J37330	14/1A, 174C, 18/1A, 1951A, 195A, 196A, 200A
J37400	14/1A, 18/1A
J37430	14/1A, 18/1A
J38130	257A, 259A, 257x259A, RAMP10A, RAMP11A, RAMP12A, RAMP1A, RAMP2A, RAMP3A, RAMP4A, RAMP5A, RAMP6A, RAMP7A, RAMP8A, RAMP9A, WING10, WING16, WINGExT
J38230	257AK, 259AK, 257x259AK, 257x259BK, RAMP10AK, RAMP11AK, RAMP12AK, RAMP1AK, RAMP2AK, RAMP3AK, RAMP4AK, RAMP5AK, RAMP6AK, RAMP7AK, RAMP8AK, RAMP9AK, WING10K, WING16K, WINGExTK
J39100	176A, 193Ax2/195A, 2548A, 257Ax259A, 2748A, 276A, RAMP1A
J39130	176A, 193Ax2/195A, 2548A, 257Ax259A, 2748A, 276A, RAMP1A
J39135	176A, 176Ax170A, 176Ax171A, 2548A, 2548Ax170A, 2548Ax171A, 257Ax259A, 2748A, 2748Ax270A, 2748Ax271A, 276A, 276Ax270A, 276Ax271A, RAMP1A
J39150	176A, 176Ax170A, 176Ax171A, 2548A, 2548Ax170A, 2548Ax171A, 257Ax259A, 2748A, 2748Ax270A, 2748Ax271A, 276A, 276Ax270A, 276Ax271A, RAMP1A
J52300	154SS, 158SS, 175SS, 2727SS
J52330	154SS, 175SS, 252x2SSFG, 252x3SSFG, 252x4SSFG, 253x3SSFG, 253x4SSFG, 254x4SSFG
J52338	158SS, 2727SS
J52339	252x2SSFG, 252x3SSFG, 252x4SSFG, 253x3SSFG, 253x4SSFG, 254x4SSFG
J52380	158SS, 2727SS
J52390	252x2SSFG, 252x3SSFG, 252x4SSFG, 253x3SSFG, 253x4SSFG, 254x4SSFG
J52393	252x2SSFG, 252x3SSFG, 252x4SSFG, 253x3SSFG, 253x4SSFG, 254x4SSFG
J53300	252SS, 253SS, 254SS
J53330	252SS, 253SS, 254SS
J53300	252SS, 253SS, 254SS
J53330	252SS, 253SS, 254SS

**ASSA ABLOY**

The global leader in  
door opening solutions

800-346-7707 | [www.pemko.com](http://www.pemko.com)  
Check the web site for the up-to-date catalog

Copyright © 2015-2017, Pemko Manufacturing Co., an ASSA ABLOY Group company. All rights reserved.  
Reproduction in whole or in part without the express written permission of Pemko Manufacturing Co. is prohibited.


## Pemko Modular Ramps

### CONTENTS:

Modular Ramp Threshold Assemblies - Flush Applications .....	142
Modular Ramp Threshold Assemblies - Offset Applications (7" Top Plate) .....	143
Modular Ramp Threshold Assemblies - Offset Applications (3 1/2" Top Plate) .....	144
Modular Ramp Threshold Components .....	145
Modular Ramp Threshold Assemblies - Variables .....	146
Riser For Modular Ramps.....	146
Miter Returns For All Modular Ramp Thresholds.....	147
Barrier-Free Ramp Thresholds .....	148
Fire Retardant and Styrene Butadiene Rubber Ramp Thresholds .....	149
Rubber Ramp Miter Returns.....	150
Recycled Rubber Ramp Assembly.....	150

### INDEX:

PRODUCT	PAGE	PRODUCT	PAGE	PRODUCT	PAGE
257 .....	148	R1.25OSS.....	144	RAMP 4.....	145
257x259.....	148	R1.25OSSMR .....	144	RAMP 5.....	145
259.....	148	R1.5F.....	142	RAMP 6.....	145
R.5F .....	142	R1.5FMR.....	142	RAMP 7.....	146
R.5FMR.....	142	R1.5OS .....	143	RAMP 8.....	145-146
R.5OS .....	143	R1.5OSMR.....	143	RAMP 9.....	145
R.5OSMR.....	143	R1.5OSS .....	144	RAMP10 .....	145
R.5OSS .....	144	R1.5OSSMR.....	144	RAMP 11 .....	145
R.5OSSMR.....	144	R1.75F.....	142	RAMP 12 .....	145
R.75F.....	142	R1.75FMR.....	142	RAMP 13 .....	146
R.75FMR.....	142	R1.75OS .....	143	RAMP 14 .....	146
R.75OS.....	143	R1.75OSMR.....	143	RR1.25FMR.....	150
R.75OSMR.....	143	R1.75OSS.....	144	RR1 .....	149
R.75OSS .....	144	R1.75OSSMR .....	144	RR2 .....	149
R.75OSSMR.....	144	R2F .....	142	RR12_H .....	150
R1F .....	142	R2FMR.....	142	RVARIOSS .....	146
R1FMR.....	142	R2OS .....	143	RVAR1/A.....	146
R1OS .....	143	R2OSMR.....	143	RVAR1/AK .....	146
R1OSMR.....	143	R2OSS.....	144	SBR.5F .....	149
R1OSS.....	144	R2OSSMR.....	144	SBR.5FMR .....	149
R1OSSMR.....	144	R2.25F.....	142	SBR1F .....	149
R1.25F.....	142	R2.25FMR.....	142	SBR1FMR .....	149
R1.25FMR .....	142	RAMP 1 .....	145	WING 10_H.....	147
R1.25OS .....	143	RAMP 2 .....	146	WING 16_H.....	147
R1.25OSMR.....	143	RAMP 3 .....	145	WING EXT_H.....	147



800-346-7707 | [www.pemko.com](http://www.pemko.com)

Check the web site for the up-to-date catalog

Copyright © 2015-2017, Pemko Manufacturing Co., an ASSA ABLOY Group company. All rights reserved.  
Reproduction in whole or in part without the express written permission of Pemko Manufacturing Co. is prohibited.

**ASSA ABLOY**

The global leader in  
door opening solutions

## Modular Ramp Threshold Assemblies

- Assemblies accommodate 1/2" to 2 1/4" floor offsets in meeting the 1:12 slope requirements of the "Americans with Disabilities Act". Even higher offsets can be accommodated by using the risers, **RAMP13\_** and **RAMP14\_**
- "MR" in a product number denotes that one-pair of miter returns (and extenders, if applicable) is included. Otherwise, we recommend filling and feathering the threshold ends with grout. Do not leave threshold ends open
- Miter Returns are available for offsets up to 2 1/4"

- Assemblies are supplied with #10 stainless steel wood screws. Stainless steel machine screws and expansion shields are available at an extra cost
- Assemblies allow for custom fabrication; please consult PEMKO Customer Service
- Assemblies are provided NET length
- Miter returns will add 2 pieces to total components; miter returns with extenders will add 4 pieces to total components

## Flush Applications

### 1/2" Floor Offset

R.5F\_  
R.5FMR\_\*\*



AVAILABLE FINISHES: **A, AK**  
ASSEMBLY LENGTH: 6 1/8"  
# OF COMPONENTS: 1

### 3/4" Floor Offset

R.75F\_  
R.75FMR\_\*\*



AVAILABLE FINISHES: **A, AK**  
ASSEMBLY LENGTH: 9 1/4"  
# OF COMPONENTS: 2

### 1" Floor Offset

R1F\_  
R1FMR\_\*\*



AVAILABLE FINISHES: **A, AK**  
ASSEMBLY LENGTH: 12 3/8"  
# OF COMPONENTS: 2

### 1 1/4" Floor Offset

R1.25F\_  
R1.25FMR\_\*\*



AVAILABLE FINISHES: **A, AK**  
ASSEMBLY LENGTH: 15 1/2"  
# OF COMPONENTS: 3

### 1 1/2" Floor Offset

R1.5F\_  
R1.5FMR\_\*\*



AVAILABLE FINISHES: **A, AK**  
ASSEMBLY LENGTH: 18 5/8"  
# OF COMPONENTS: 3

### 1 3/4" Floor Offset

R1.75F\_  
R1.75FMR\_\*\*



AVAILABLE FINISHES: **A, AK**  
ASSEMBLY LENGTH: 21 3/4"  
# OF COMPONENTS: 4

### 2" Floor Offset

R2F\_  
R2FMR\_\*\*



AVAILABLE FINISHES: **A, AK**  
ASSEMBLY LENGTH: 24 7/8"  
# OF COMPONENTS: 4

### 2 1/4" Floor Offset

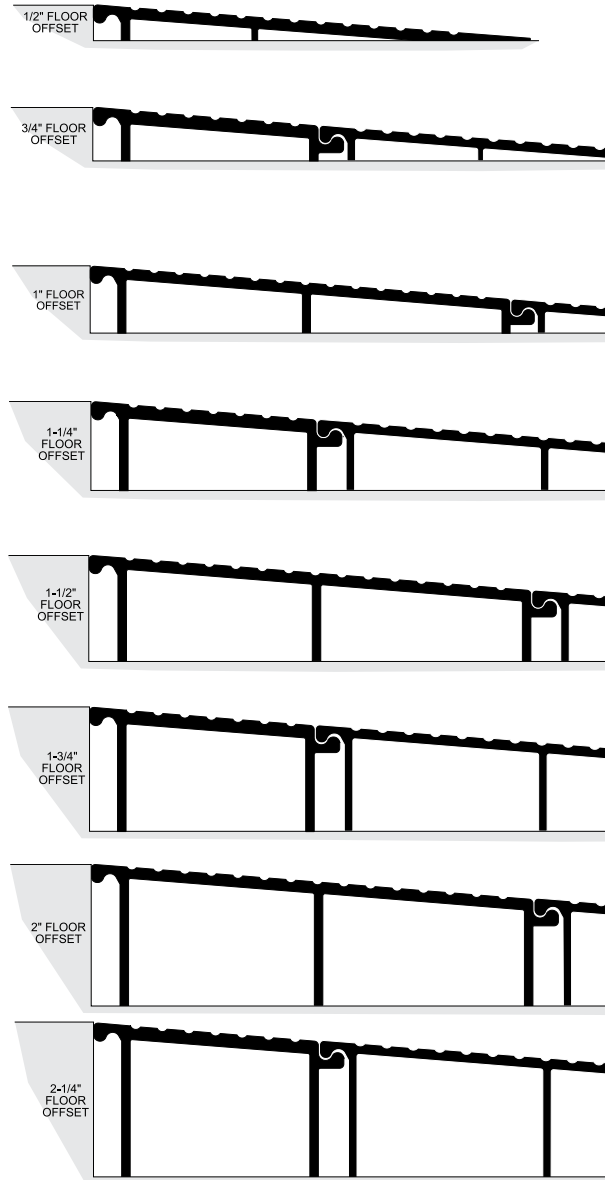
R2.25F\_  
R2.25FMR\_\*\*



AVAILABLE FINISHES: **A, AK**  
ASSEMBLY LENGTH: 28"  
# OF COMPONENTS: 5

PemKote™ is highly recommended for all threshold assemblies, especially exterior conditions where moisture may

Only with PemKote™ Non-Slip Coating be present.



Complete assembly drawings available online

NOTE: Greater offset may be accomplished by using PEMKO risers.  
\*\*Miter Returns are not ADA Compliant

AVAILABLE FINISHES FOR PRODUCTS SHOWN ON THIS PAGE (see General Information section for finish chart)  
**A** (Mill Finish Aluminum) **AK** (Mill Finish Aluminum with PemKote™ Non-Slip Coating)

**ASSA ABLOY**

The global leader in door opening solutions

800-346-7707 | www.pemko.com

Check the web site for the up-to-date catalog

Copyright © 2015-2017, Pemko Manufacturing Co., an ASSA ABLOY Group company. All rights reserved. Reproduction in whole or in part without the express written permission of Pemko Manufacturing Co. is prohibited.

## Offset Applications (7" Top Plate)

### 1/2" Floor Offset

R.5OS\_  
R.5OSMR\_\*\*



AVAILABLE FINISHES: **A, AK**  
ASSEMBLY LENGTH\*: 16<sup>1</sup>/<sub>4</sub>"  
# OF COMPONENTS: 3



### 3/4" Floor Offset

R.75OS\_  
R.75OSMR\_\*\*



AVAILABLE FINISHES: **A, AK**  
ASSEMBLY LENGTH\*: 19<sup>3</sup>/<sub>8</sub>"  
# OF COMPONENTS: 3



### 1" Floor Offset

R1OS\_  
R1OSMR\_\*\*



AVAILABLE FINISHES: **A, AK**  
ASSEMBLY LENGTH\*: 22<sup>1</sup>/<sub>2</sub>"  
# OF COMPONENTS: 4



### 1 1/4" Floor Offset

R1.25OS\_  
R1.25OSMR\_\*\*



AVAILABLE FINISHES: **A, AK**  
ASSEMBLY LENGTH\*: 25<sup>5</sup>/<sub>8</sub>"  
# OF COMPONENTS: 4



### 1 1/2" Floor Offset

R1.5OS\_  
R1.5OSMR\_\*\*



AVAILABLE FINISHES: **A, AK**  
ASSEMBLY LENGTH\*: 28<sup>3</sup>/<sub>4</sub>"  
# OF COMPONENTS: 5

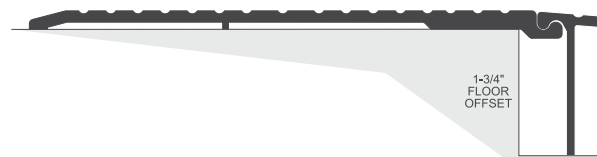


### 1 3/4" Floor Offset

R1.75OS\_  
R1.75OSMR\_\*\*



AVAILABLE FINISHES: **A, AK**  
ASSEMBLY LENGTH\*: 31<sup>7</sup>/<sub>8</sub>"  
# OF COMPONENTS: 5



### 2" Floor Offset

R2OS\_  
R2OSMR\_\*\*



AVAILABLE FINISHES: **A, AK**  
ASSEMBLY LENGTH\*: 35"  
# OF COMPONENTS: 6



Complete assembly drawings available online.

NOTE: Greater offset may be accomplished by using PEMKO risers.

\*Assembly length includes 7" top plate

\*\*Miter Returns are not ADA Compliant



Assembly Shown: **R.5OS**

AVAILABLE FINISHES FOR PRODUCTS SHOWN ON THIS PAGE (see General Information section for finish chart)  
**A** (Mill Finish Aluminum) **AK** (Mill Finish Aluminum with PemKote™ Non-Slip Coating)

800-346-7707 | www.pemko.com

Check the web site for the up-to-date catalog

Copyright © 2015-2017, Pemko Manufacturing Co., an ASSA ABLOY Group company. All rights reserved.  
Reproduction in whole or in part without the express written permission of Pemko Manufacturing Co. is prohibited.

**ASSA ABLOY**

The global leader in  
door opening solutions



## Short Offset Applications (3 1/2" Top Plate)

### 1/2" Floor Offset

R.5OSS\_  
R.5OSSMR\_\*\*



AVAILABLE FINISHES: **A, AK**  
ASSEMBLY LENGTH\*: 12 3/4"  
# OF COMPONENTS: 3



### 3/4" Floor Offset

R.75OSS\_  
R.75OSSMR\_\*\*



AVAILABLE FINISHES: **A, AK**  
ASSEMBLY LENGTH\*: 15 7/8"  
# OF COMPONENTS: 3

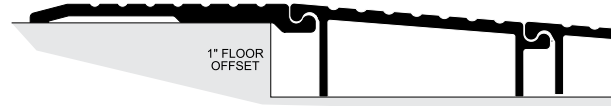


### 1" Floor Offset

R1OSS\_  
R1OSSMR\_\*\*



AVAILABLE FINISHES: **A, AK**  
ASSEMBLY LENGTH\*: 19"  
# OF COMPONENTS: 4



### 1 1/4" Floor Offset

R1.25OSS\_  
R1.25OSSMR\_\*\*



AVAILABLE FINISHES: **A, AK**  
ASSEMBLY LENGTH\*: 22 1/8"  
# OF COMPONENTS: 4

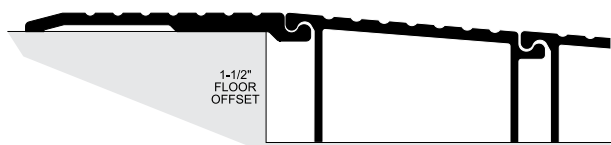


### 1 1/2" Floor Offset

R1.5OSS\_  
R1.5OSSMR\_\*\*



AVAILABLE FINISHES: **A, AK**  
ASSEMBLY LENGTH\*: 25 1/4"  
# OF COMPONENTS: 5

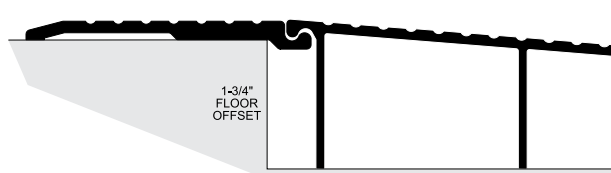


### 1 3/4" Floor Offset

R1.75OSS\_  
R1.75OSSMR\_\*\*



AVAILABLE FINISHES: **A, AK**  
ASSEMBLY LENGTH\*: 28 3/8"  
# OF COMPONENTS: 5

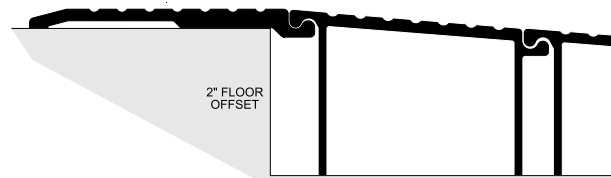


### 2" Floor Offset

R2OSS\_  
R2OSSMR\_\*\*



AVAILABLE FINISHES: **A, AK**  
ASSEMBLY LENGTH\*: 31 1/2"  
# OF COMPONENTS: 6



Complete assembly drawings available online.

NOTE: Greater offset may be accomplished by using PEMKO risers.

\*Assembly length includes 3 1/2" top plate

\*\*Miter Returns are not ADA Compliant



Assembly Shown: **R.75OSS**




AVAILABLE FINISHES FOR PRODUCTS SHOWN ON THIS PAGE (see General Information section for finish chart)  
**A** (Mill Finish Aluminum) **AK** (Mill Finish Aluminum with PemKote™ Non-Slip Coating)

**ASSA ABLOY**

The global leader in  
door opening solutions



## Modular Ramp Threshold Components

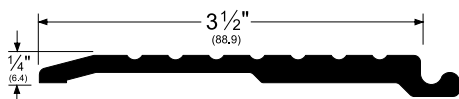
- Components are generally sold as part of assemblies
- Ramp Assemblies consist of interlocking components, eliminating the need to weld joints. Interlocking ball-joint design allows each component to flex and conform to uneven surfaces
- All assemblies carry the following labels:   
- PemKote™ is highly recommended for all threshold assemblies, especially exterior conditions where moisture may be present

NOTE: The following pages are for component identification only. Do not order from these pages. Order only complete assemblies from pages 142 to 144

### Top Plates

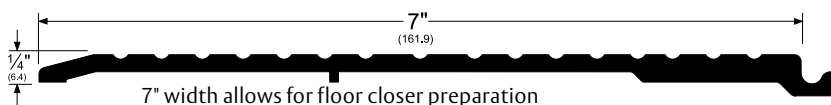
#### RAMP8\_

Short top plate  
AVAILABLE FINISHES: A, AK

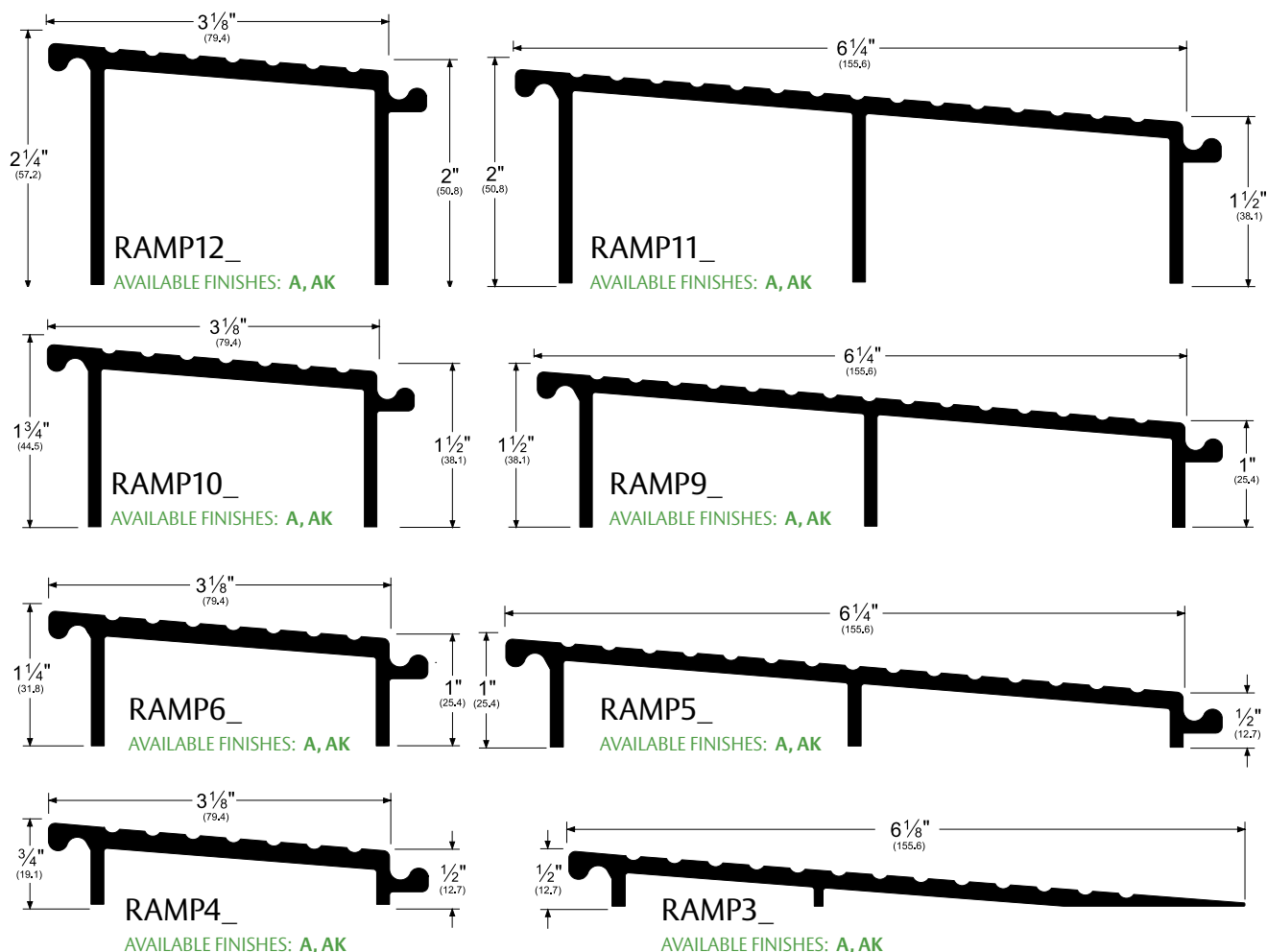


#### RAMP1\_

Top plate  
AVAILABLE FINISHES: A, AK



### Bridges



NOTE: Products shown in this section are not drawn to scale.

AVAILABLE FINISHES FOR PRODUCTS SHOWN ON THIS PAGE (see General Information section for finish chart)  
A (Mill Finish Aluminum) AK (Mill Finish Aluminum with PemKote™ Non-Slip Coating)

800-346-7707 | www.pemko.com


Check the web site for the up-to-date catalog

Copyright © 2015-2017, Pemko Manufacturing Co., an ASSA ABLOY Group company. All rights reserved.  
Reproduction in whole or in part without the express written permission of Pemko Manufacturing Co. is prohibited.

**ASSA ABLOY**

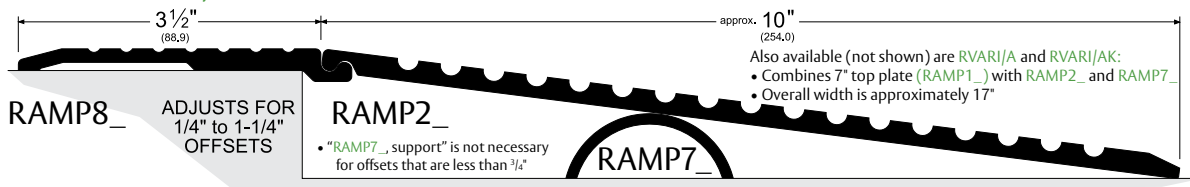
The global leader in  
door opening solutions

## Modular Ramp Threshold Assemblies - Variables

- Use a “Variable” component to accommodate offsets from 1/2” to 1 1/4”. These meet the 1:8 maximum slope allowance (ADA) for existing buildings. For new construction, this assembly is only ADA compliant in certain applications as outlined by the current ADA standard
- May require a variance from some state building codes, even though ADA compliant
- Ideal for use in cross traffic corridors where a minimal ramp projection may be required and a steeper slope may be allowed. Supplied with #10 stainless steel sheet metal screws. Stainless steel machine screws and expansion shields are available at an extra cost
- Miter returns are not available due to the variable angle of this ramp. Please fill and feather the threshold ends. Do not leave threshold ends open
- This variable ramp is supplied un-drilled from PEMKO. Due to the variance in the angle, it must be drilled in the field. For proper installation, it requires the **RAMP7\_** to be placed under **RAMP2\_** after the assembly is in place, then must be match drilled and anchored through both components
- PemKote™ is highly recommended for all ramp threshold assemblies especially exterior conditions where moisture may be present
- In addition to ADA compliance, outlined previously, all assemblies carry the following labels: 

### RVARIOSS\_

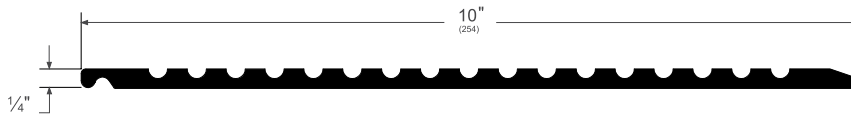
AVAILABLE FINISHES: **A, AK**



## Variable Ramp Components

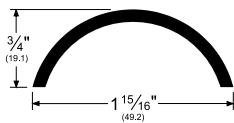
### RAMP2\_

variable  
AVAILABLE FINISHES: **A, AK**



### RAMP7\_

support for variable  
AVAILABLE FINISHES: **A**

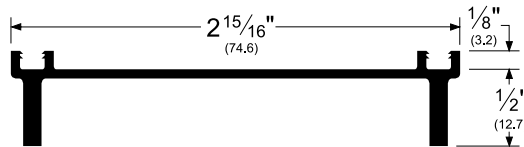


## Risers for Modular Ramps

- Risers easily attach to the legs of PEMKO's Modular Ramp Systems. Each adds 1/2" in height to accommodate offsets greater than 2 1/4"
- Contact PEMKO Customer Service for information on stacking risers to reach desired height

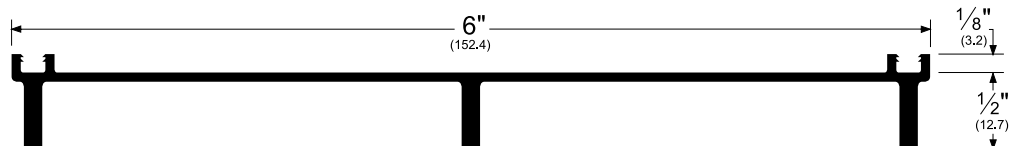
### RAMP13\_

AVAILABLE FINISHES: **A**



### RAMP14\_

AVAILABLE FINISHES: **A**



NOTE: Products shown in this section are not drawn to scale.

AVAILABLE FINISHES FOR PRODUCTS SHOWN ON THIS PAGE (see General Information section for finish chart)  
**A** (Mill Finish Aluminum) **AK** (Mill Finish Aluminum with PemKote™ Non-Slip Coating)

**ASSA ABLOY**

The global leader in  
door opening solutions

800-346-7707 | www.pemko.com  
Check the web site for the up-to-date catalog

Copyright © 2015-2017, Pemko Manufacturing Co., an ASSA ABLOY Group company. All rights reserved.  
Reproduction in whole or in part without the express written permission of Pemko Manufacturing Co. is prohibited.

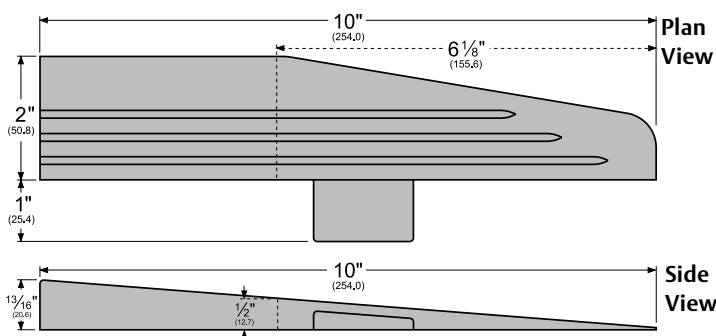
## Miter Returns For All Modular Ramp Thresholds

- Cast aluminum "wings" fit into end of modular ramp threshold assembly and are fastened to ramp mid sections with self-tapping machine screws
- Neat, compact, and tight-fitting design replaces former mitering methods
- Miter Returns are match-drilled with each assembly
- Miter Returns are not "ADA" compliant
- Miter Returns are handed from the low end and are determined by which side of the ramp it fits into

### WING10\_H\_

AVAILABLE FINISHES: **A, AK**

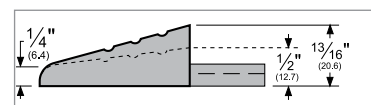
- WING10 can be trimmed to fit ramp assembly (dotted lines show cut down for use with R.5FMR\_)



### WING10RH\_

(right-hand shown)

End View

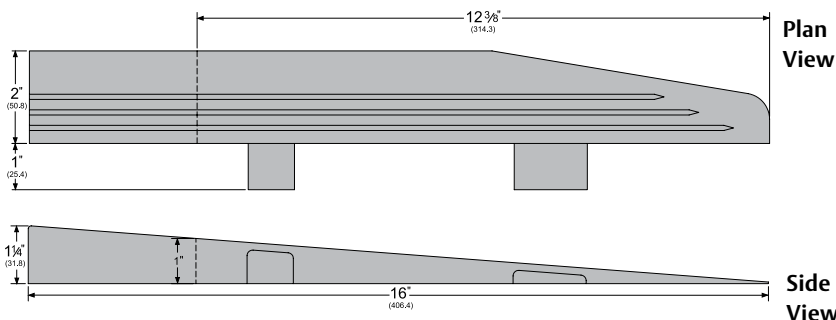


View from high-end

### WING16\_H\_

AVAILABLE FINISHES: **A, AK**

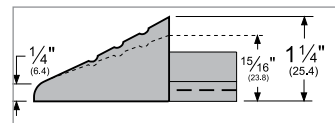
- WING16 can be trimmed to fit ramp assembly (dotted lines show cut down for use with R1FMR\_)



### WING16RH\_

(right-hand shown)

End View

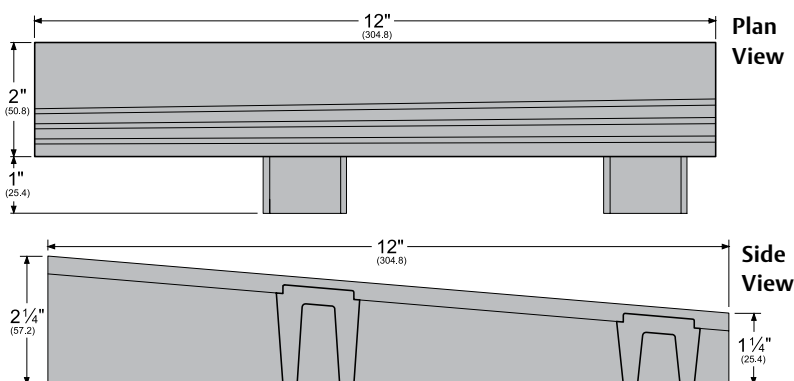


View from high-end

### WINGEXT\_H\_

AVAILABLE FINISHES: **A, AK**

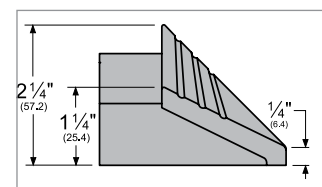
- WINGEXT are included with assemblies to completely fill ends for 2" offset or 2 1/4" flush conditions
- WINGEXT works in conjunction with WING16 for these higher offset conditions



### WINGEXTRH\_

(right-hand shown)

End View



View from high-end

See flyer on the Literature page of [www.pemko.com](http://www.pemko.com) for WING cut-down chart.

AVAILABLE FINISHES FOR PRODUCTS SHOWN ON THIS PAGE (see General Information section for finish chart)  
**A** (Mill Finish Aluminum) **AK** (Mill Finish Aluminum with PemKote™ Non-Slip Coating)

800-346-7707 | [www.pemko.com](http://www.pemko.com)

Check the web site for the up-to-date catalog

Copyright © 2015-2017, Pemko Manufacturing Co., an ASSA ABLOY Group company. All rights reserved.  
 Reproduction in whole or in part without the express written permission of Pemko Manufacturing Co. is prohibited.

**ASSA ABLOY**

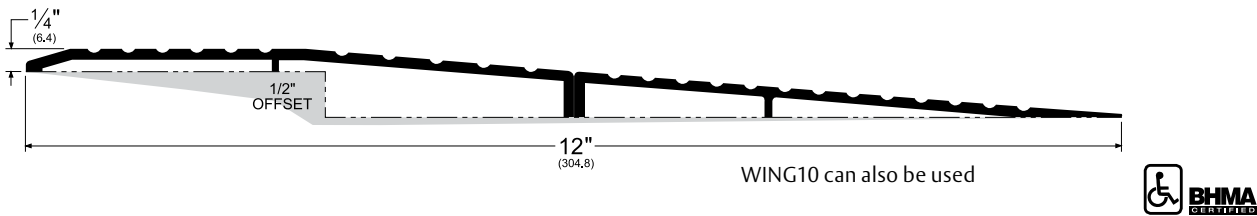
The global leader in  
 door opening solutions

## Barrier-Free Ramp Thresholds

- The modular ramp thresholds are an improvement over the **257/259** however, **257/259** will remain available for special requirements
- Use **257\_** and **259\_** together, or use **257\_** with an abutted 1:12 concrete slope
- When used as a cover plate assembly (see Commercial Thresholds section), a longer spindle may be required
- Ramps on this page are not ADA compliant when used at a door opening
- The **257\_** is not ADA compliant when used alone.
- PemKote™ is highly recommended for all threshold assemblies, especially exterior conditions where moisture may be present

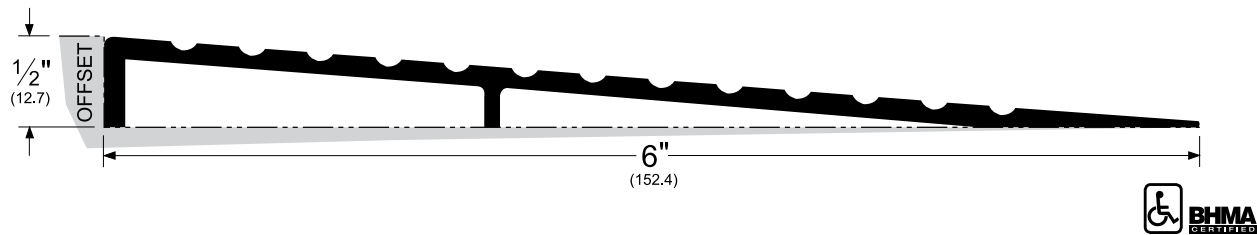
### 257x259\_

AVAILABLE FINISHES: **A, AK, B, D, G**



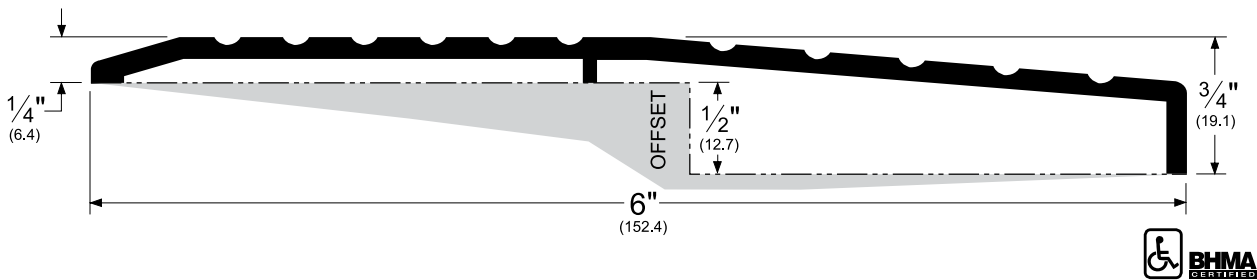
### 259\_

AVAILABLE FINISHES: **A, AK, B, D, G**



### 257\_

AVAILABLE FINISHES: **A, AK, B, D, G**



NOTE: Products shown in this section are not drawn to scale.

AVAILABLE FINISHES FOR PRODUCTS SHOWN ON THIS PAGE (see General Information section for finish chart)  
**A** (Mill Finish Aluminum) **AK** (Mill Finish Aluminum with PemKote™ Non-Slip Coating)  
**B** (Mill Finish Extruded Bronze [Brass]) **D** (Dark Bronze Anodized) **G** (Gold Anodized)

**ASSA ABLOY**

The global leader in  
door opening solutions

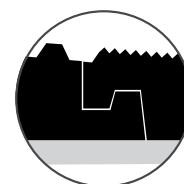
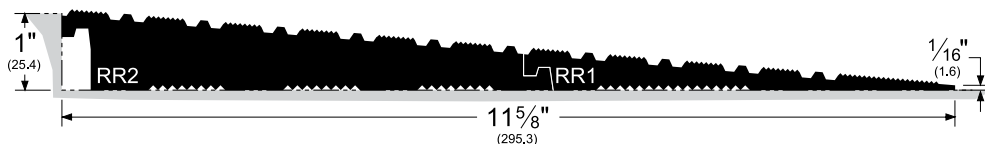
800-346-7707 | www.pemko.com  
Check the web site for the up-to-date catalog

Copyright © 2015-2017, Pemko Manufacturing Co., an ASSA ABLOY Group company. All rights reserved.  
Reproduction in whole or in part without the express written permission of Pemko Manufacturing Co. is prohibited.

## Fire Retardant and Styrene Butadiene Rubber Ramp Thresholds

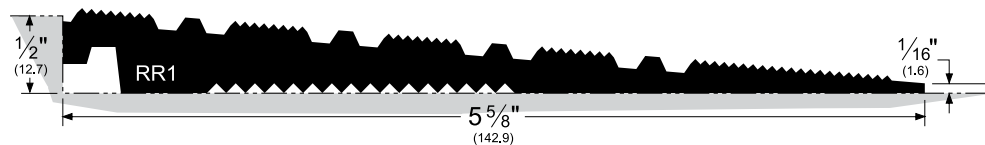
- Rubber ramps meet the requirements of **ADAAG-2010; IBC/ANSI A117.1; and California Title 24, Part 2**
- Styrene butadiene rubber ramps are weather, ozone, abrasion, and impact resistant; long-lasting and fire retardant
- Rubber ramps are sold in one foot increments up to 15-foot lengths
- Rubber ramps can be butted together for longer lengths
- Rubber ramps are cut square on each end but are available with molded rubber miter returns. To receive a pair of miter returns, add "MR" to the part number (example: **SBR.5FMR**)
- Rubber ramps have a superior grip, anti-slip surface and a "no bump" tapered lead edge. Rubber ramps are classified by Underwriters Laboratories, Inc.,<sup>®</sup> as a skid-resistant floor surface per **UL standard for safety, UL410**. Rubber ramps also meet the requirements of **ASTM D 2047** and **Federal Specification P-F-430C**
- Rubber ramps are easy to install on most surfaces by using a construction adhesive. Mechanical fasteners are not required and not recommended
- Rubber ramps are also portable. For temporary applications, an assembly stays in place by its sheer weight and can be removed from one opening and placed at another opening
- Use **RR200** (available from PEMKO) to glue rubber ramps to floor surfaces
- Rubber ramps are available for 1/2" and 1" offset heights
- Rubber ramps can be cross-cut to length or ripped to a custom offset height using a table or radial arm saw with a carbide-tipped blade. These modifications must be made in the field

SBR1F  
SBR1FMR \*\*

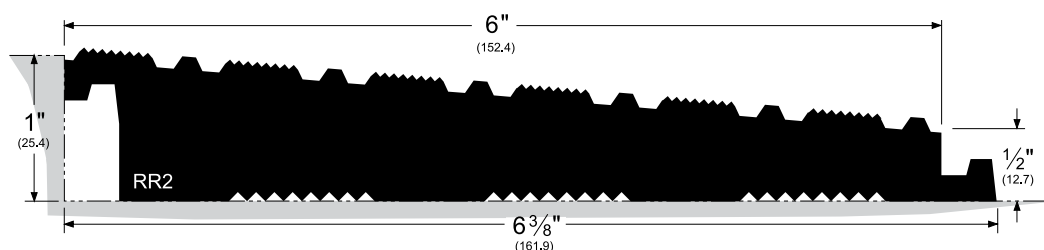


Assembly consists of two inter-locking components.

SBR.5F  
SBR.5FMR \*\*  
RR1



RR2



This component (**RR2**) is not ADA compliant when used by itself.

NOTE: Products shown in this section are not drawn to scale.

\*\* = Miter Returns are not ADA compliant

800-346-7707 | [www.pemko.com](http://www.pemko.com)

Check the web site for the up-to-date catalog

Copyright © 2015-2017, Pemko Manufacturing Co., an ASSA ABLOY Group company. All rights reserved. Reproduction in whole or in part without the express written permission of Pemko Manufacturing Co. is prohibited.

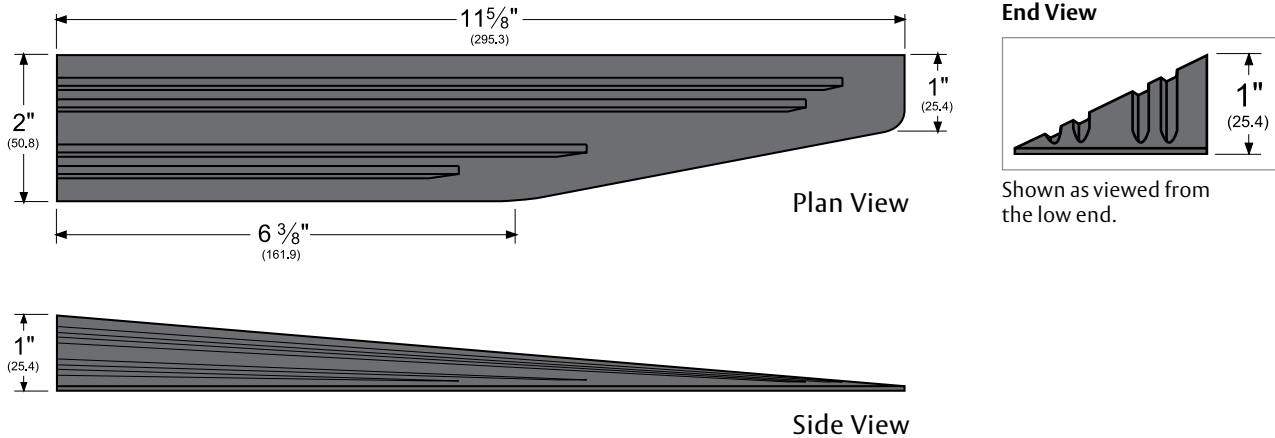
**ASSA ABLOY**

The global leader in door opening solutions

## Rubber Ramp Miter Returns

- Made from molded styrene butadiene rubber
- Glue miter returns to each end using an adhesive such as **RR200**
- Miter Returns are supplied in pairs: one left-hand (**RR12LH**) and one right-hand (**RR12RH**)
- If only one miter return is required, specify the handing

### RR12\_H



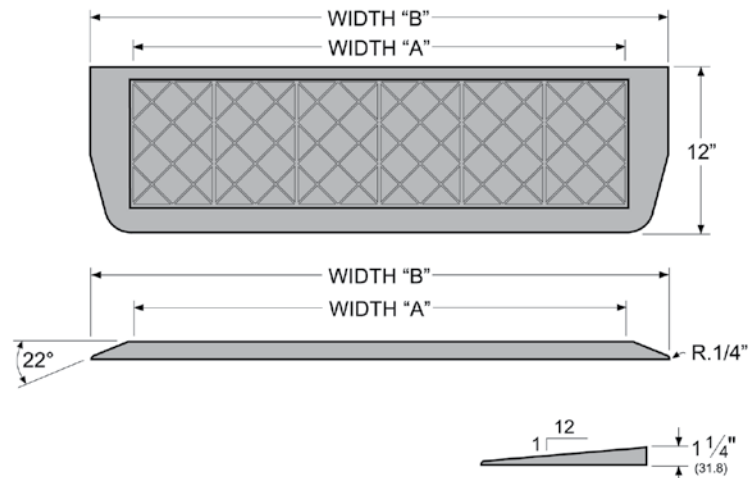
## Recycled Rubber Ramp Assembly

- ADA Compliant, based on application
- Meets: **UL410, ASTM D2047, Federal Specification P-F-430C**
- Recycled Rubber Ramp Assemblies meet **IBC/ANSI A117.1-2013**
- Made from #20 mesh minus crumb rubber (with urethane binders) reclaimed from 100% recycled rubber automotive tires
- PEMKO strongly recommends using **RR200** (available from PEMKO) to glue rubber ramps to floor surfaces. Avoid Liquid Nails with Rubber Ramps
- Using ordinary tools, trim to fit your application
- Can be ripped for offsets less than 1 1/4"
- Plane bottom surface of ramp to accommodate irregular surface conditions
- Miter returns are molded into the design of the Recycled Rubber Ramp
- 36" and 60" ramps are supplied as one (1) piece assemblies
- 48" and 72" ramps are supplied as two (2) piece assemblies
- Dimensions are nominal and can vary by as much as one inch. This is acceptable as long as the two halves match

### Ordering Chart


Other sizes are available, please contact PEMKO Customer Service.

PART #	WIDTH "A" (door opening)	WIDTH "B" (total width)
RR1.25FMR36	36"	41"
RR1.25FMR48	48"	53"
RR1.25FMR60	60"	65"
RR1.25FMR72	72"	77"
RR1.25FMR96	96"	101"



**ASSA ABLOY**

The global leader in door opening solutions



## Pemko Door Bottoms

### CONTENTS:

Automatic Door Bottoms .....	152-155
Security Door Bottoms .....	156
Residential Automatic Door Bottoms .....	156
End Plates for Automatic Door Bottoms .....	157
Specialty Door Bottoms.....	158
Eco-V™ Door Shoes.....	158
Door Shoes .....	159-161
Door Shoes for Hollow Metal Doors .....	161-162
Fabrication Options for Door Shoes.....	162
Door Bottom Sweeps .....	163-165
Stainless Steel Door Bottom Sweeps .....	166
Door Top Weatherstrip.....	167
Heavy Duty Door Bumper.....	167

### INDEX:

PRODUCT	PAGE	PRODUCT	PAGE	PRODUCT	PAGE
56.....	164	344.....	167	18061 .....	165
57.....	164	345.....	164, 165	18100 .....	165
68.....	167	346.....	167	18137 .....	165
196.....	156, 167	347.....	167	293100.....	163, 165
209.....	159	368.....	163	29326 .....	163
210.....	159	377.....	167	90062 .....	165
211.....	159	405.....	156	90100 .....	165
215.....	159	411.....	154	E199.....	167
216.....	159	412.....	155	OS4301 .....	153
216_FG .....	162	420.....	154	OS434.....	153
217.....	159	430.....	155	K411 .....	157
220.....	159	434.....	154	K412 .....	157
221.....	161	2113.....	160	K420 .....	157
222.....	162	2163.....	160	K435-PREM .....	157
223.....	160	2170.....	158	K435.....	157
225.....	161	2173.....	160	K436.....	157
234.....	159	2203.....	160	K436SM.....	157
270.....	156	2212.....	161	K437 .....	157
307.....	164	2211 .....	161	K437SM.....	157
308.....	164	2221 .....	161	K434.....	157
309.....	164	2230 .....	160	K4133 .....	157
313.....	158	2251 .....	161	K4301 .....	157
314.....	158	2343.....	160	PDB411_E.....	152
315.....	163	3151 .....	163	PDB4131_E.....	152
315SS.....	166	3151SS .....	166	PDB510 .....	156
317.....	158	3185 .....	158	SA1.....	156
318.....	158	3452.....	164, 165	SA2.....	156
321.....	163	3692.....	160	SA3.....	156
321SS.....	166	4131 .....	153	SA4.....	156
343.....	167	4301 .....	153	EV80 .....	158

800-346-7707 | [www.pemko.com](http://www.pemko.com)

Check the web site for the up-to-date catalog

Copyright © 2015-2017, Pemko Manufacturing Co., an ASSA ABLOY Group company. All rights reserved.  
 Reproduction in whole or in part without the express written permission of Pemko Manufacturing Co. is prohibited.

**ASSA ABLOY**

The global leader in  
 door opening solutions

## Automatic Door Bottoms

- All PEMKO Automatic Door Bottoms, 24" and up, can be manufactured for field alteration. Please specify when ordering: Allow 2" for field trimming
- Overall sizes range from 18" to 72"
- 0.0625" Lead-lining available upon request; contact PEMKO Customer Service for options on profiles

## Important Drop Bar Information

Drop seals of all types are designed to close a uniform size gap. PEMKO drop seals can seal up to 3/4" gaps, provided the gap is consistent. Gaps that start at less than 3/4" and then grow cannot be closed. The drop seal utilizes a straight aluminum extrusion so it cannot close an inconsistent gap.

## Drop-Bar Seal Actuation

The drop bar mechanism prevents the seal from skidding along the floor/threshold while the door is being closed.

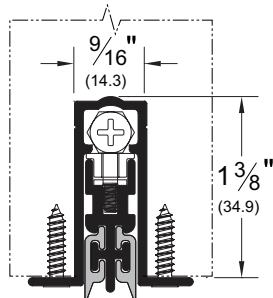


## Automatic Door Bottoms - PDB Series

- Unique patented design creates uniform seal pressure across the entire door bottom, resulting in superior acoustic performance
- United States Patent No. 8,925,250 B2

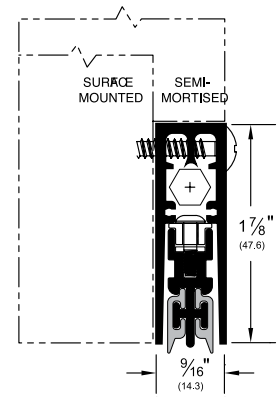
### PDB411\_E

AVAILABLE FINISHES: **A**  
 REPLACEMENT INSERT: **PK8 (BL)**  
 ANSI: **R3G324, R3G325**



### PDB4131\_E

AVAILABLE FINISHES: **C, D**  
 REPLACEMENT INSERT: **PK8 (BL)**  
 ANSI: **R3G334, R3G335, R3G344, R3G345**



NOTE: Products shown in this section may not be drawn to scale.

NOTE: Products shown in this section may not be drawn to scale.

AVAILABLE FINISHES FOR PRODUCTS SHOWN ON THIS PAGE (see General Information section for finish chart)  
**A** (Mill Finish Aluminum) **C** (Clear Anodized) **D** (Dark Bronze Anodized)

**ASSA ABLOY**

The global leader in  
 door opening solutions

800-346-7707 | www.pemko.com

Check the web site for the up-to-date catalog

Copyright © 2015-2017, Pemko Manufacturing Co., an ASSA ABLOY Group company. All rights reserved.  
 Reproduction in whole or in part without the express written permission of Pemko Manufacturing Co. is prohibited.

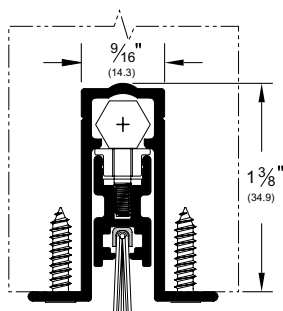


## Automatic Door Bottoms—PDB Series Full Mortise Models

- Unique patented design creates uniform seal pressure across the entire door bottom
- United States Patent No. 8,925,250 B2
- Maximum drop is 1/2 inch for PDB Series door bottoms
- Nylon Brush seal provides a natural deterrent for pests and rodents; brush is impervious and may be sprayed with a household pesticide if desired

### PDB411\_NB

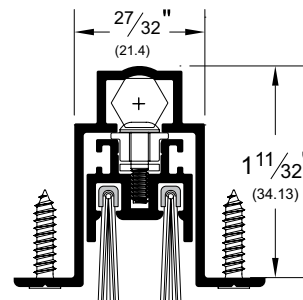
AVAILABLE FINISH: **A**  
 REPLACEMENT INSERT:  
**P516041 (BL, GR)**  
 ANSI: **R3A324, R3A325**



nylon brush (NB)

### PDB434\_NB

AVAILABLE FINISH: **A**  
 REPLACEMENT INSERT:  
**P516062 (BL, GR)**  
 ANSI: **R3A324, R3A325**



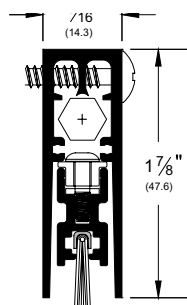
nylon brush (NB)

## Automatic Door Bottoms—PDB Series Surface and Semi Mortise Models

- Unique patented design creates uniform seal pressure across the entire door bottom
- United States Patent No. 8,925,250 B2
- Maximum drop is 1/2 inch for PDB Series door bottoms
- Nylon Brush seal provides a natural deterrent for pests and rodents; brush is impervious and may be sprayed with a household pesticide if desired
- These models are compliant with ADA regulations when applied in a semi-mortise application

### PDB4131\_NB

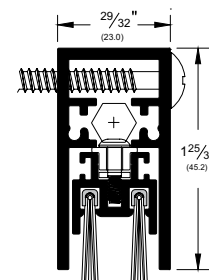
AVAILABLE FINISH: **C, D**  
 REPLACEMENT INSERT:  
**P516041 (BL, GR)**  
 ANSI: **R3A324, R3A325**



nylon brush (NB)

### PDB4301\_NB

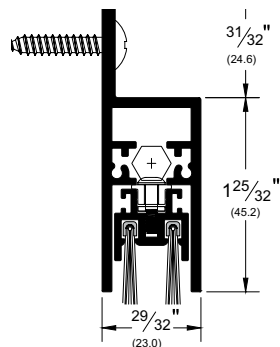
AVAILABLE FINISH: **C, D**  
 REPLACEMENT INSERT:  
**P516062 (BL, GR)**  
 ANSI: **R3A324, R3A325**



nylon brush (NB)

### PDB430\_NB

AVAILABLE FINISH: **C, D**  
 REPLACEMENT INSERT:  
**P516062 (BL, GR)**  
 ANSI: **R3A344, R3A345**



nylon brush (NB)

NOTE: Products shown in this section may not be drawn to scale.

AVAILABLE FINISHES FOR PRODUCTS SHOWN ON THIS PAGE (see General Information section for finish chart)  
**A** (Mill Finish Aluminum) **C** (Clear Anodized) **D** (Dark Bronze Anodized)

800-346-7707 | www.pemko.com

Check the web site for the up-to-date catalog

Copyright © 2015-2017, Pemko Manufacturing Co., an ASSA ABLOY Group company. All rights reserved.  
 Reproduction in whole or in part without the express written permission of Pemko Manufacturing Co. is prohibited.

**ASSA ABLOY**

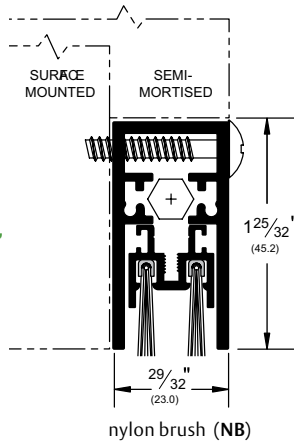
The global leader in  
 door opening solutions

## Automatic Door Bottoms - Surface and Semi-Mortise Models

- Specify if the Automatic Door Bottom is for a semi-mortise application so that shorter screws can be provided

### 4301\_NBL

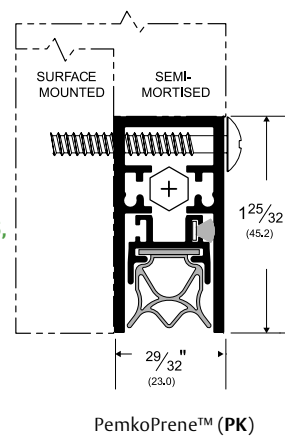
AVAILABLE FINISHES:  
C, D  
REPLACEMENT INSERT:  
P516062 (BL, GR, W)  
ANSI: R3A334, R3A335,  
R3A344, R3A345



nylon brush (NB)

### 4301\_PKL

AVAILABLE FINISHES:  
C, D  
REPLACEMENT INSERT:  
PK4304 (BL)  
ANSI: R3G334, R3G335,  
R3G344, R3G345

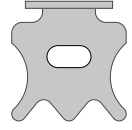


PemkoPrene™ (PK)

### Alternate Insert For 4301

#### 4301\_RL

AVAILABLE FINISHES:  
C, D  
REPLACEMENT  
INSERT:  
E4303 (BL)  
ANSI: R3G334,  
R3G335,  
R3G344,  
R3G345

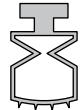


sponge EPDM (R)

### Alternate Inserts For 4131

#### 4131\_PKL

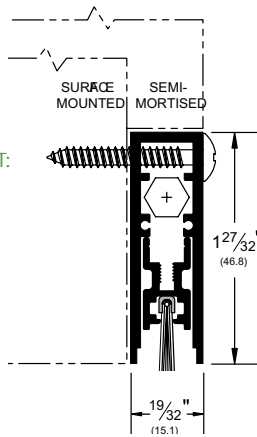
AVAILABLE FINISHES:  
BDG, C, D, SN  
REPLACEMENT  
INSERT:  
PK4132 (BL)  
ANSI: R3G334,  
R3G335, R3G344,  
R3G345



PemkoPrene™ (PK)

### 4131\_NBL

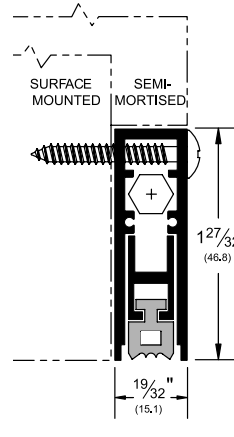
AVAILABLE FINISHES:  
BDG, C, D, SN  
REPLACEMENT INSERT:  
P516041 (BL, GR)  
ANSI: R3A334,  
R3A335, R3A344,  
R3A345



nylon brush (NB)

### 4131\_RL

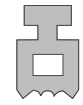
AVAILABLE FINISHES:  
BDG, C, D, SN  
REPLACEMENT INSERT:  
E7 (BL)  
ANSI: R3G334,  
R3G335, R3G344,  
R3G345



sponge EPDM (R)

### 4131\_SL

AVAILABLE FINISHES:  
BDG, C, D, SN  
REPLACEMENT  
INSERT:  
SR6 (BL)  
ANSI: R3E334,  
R3E335, R3E344,  
R3E345



sponge silicone (S)

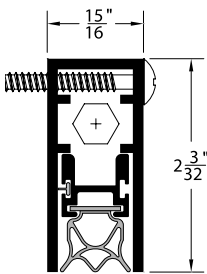
All above products



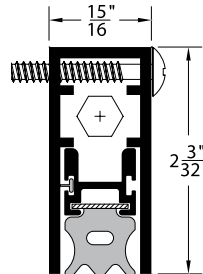
## Automatic Door Bottoms - Over-Sized

- For Automatic Door Bottoms (ADB) in these profiles ordered over 48-inches
- Only available with our 4301 and 434 ADB profiles

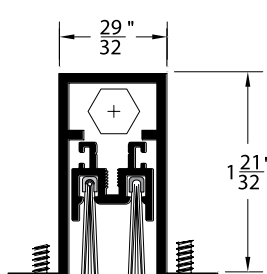
### OS4301\_PKL



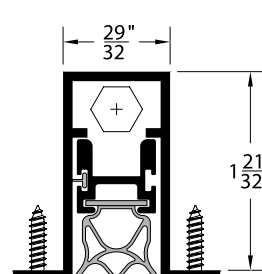
### OS4301\_RL



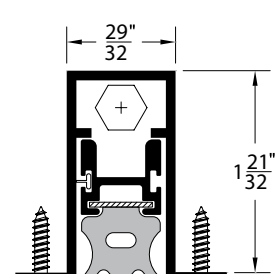
### OS434\_NBL



### OS434\_PKL



### OS434\_RL



NOTE: Products shown in this section may not be drawn to scale.

AVAILABLE FINISHES FOR PRODUCTS SHOWN ON THIS PAGE (see General Information section for finish chart)  
BDG (Bright Dip Gold Anodized) C (Clear Anodized) D (Dark Bronze Anodized) SN (Satin Nickel Anodized)

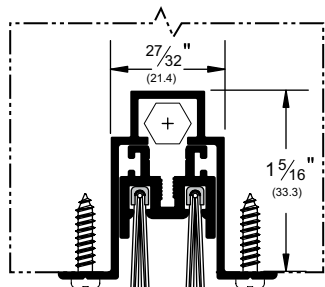
# ASSA ABLOY

The global leader in  
door opening solutions

# Automatic Door Bottoms - Full-Mortise Models

## 434\_NBL

AVAILABLE FINISH: A  
 REPLACEMENT INSERT: P516062 (BL, GR, W)  
 ANSI: R3A324, R3A325

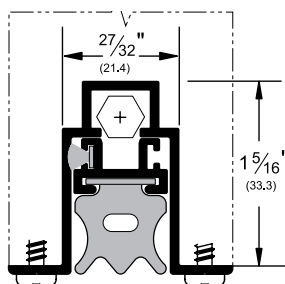


nylon brush (NB)



## 434\_RL

AVAILABLE FINISH: A  
 REPLACEMENT INSERT: E4303 (BL)  
 ANSI: R3G324, R3G325

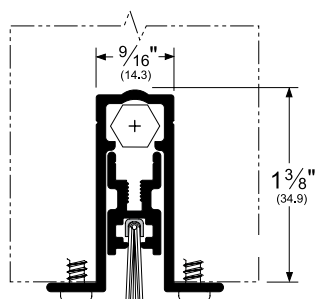


sponge EPDM (R)



## 411\_NBL

AVAILABLE FINISH: A  
 REPLACEMENT INSERT: P516041 (BL, GR)  
 ANSI: R3A324, R3A325

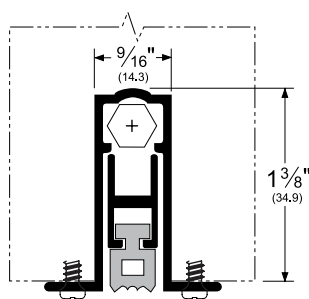


nylon brush (NB)



## 411\_RL

AVAILABLE FINISH: A  
 REPLACEMENT INSERT: E7 (BL)  
 ANSI: R3G324, R3G325

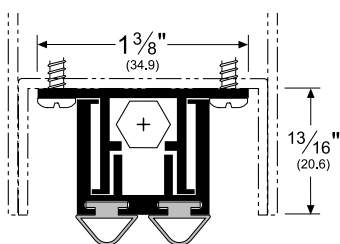


sponge EPDM (R)



## 420\_PKL

AVAILABLE FINISH: A  
 REPLACEMENT INSERT: PK4 (BL, GR)  
 ANSI: R3G324, R3G325  
 For hollow metal doors  
 Maximum drop is 1/2"



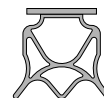
PemkoPrene™ (PK)



### Alternate Inserts For 434

#### 434\_PKL

AVAILABLE FINISH: A  
 REPLACEMENT INSERT: PK4304 (BL)  
 ANSI: R3G324, R3G325



PemkoPrene™ (PK)



### Alternate Inserts For 411

#### 411\_PKL

AVAILABLE FINISH: A  
 REPLACEMENT INSERT: PK4132 (BL)  
 ANSI: R3G324, R3G325



PemkoPrene™ (PK)



#### 411\_SL

AVAILABLE FINISHES: A  
 REPLACEMENT INSERT: SR6 (BL)  
 ANSI: R3E324, R3E325



sponge silicone (S)



### Alternate Inserts For 420

#### 420\_VL

AVAILABLE FINISH: A  
 REPLACEMENT INSERT:  
 EV41 (BL, GR, W)



Eco-V™ (V)



#### 420\_SL

AVAILABLE FINISH: A  
 REPLACEMENT INSERT: S4 (BL, GR)  
 ANSI: R3G324, R3G325



silicone (S)



NOTE: Products shown in this section may not be drawn to scale.

AVAILABLE FINISHES FOR PRODUCTS SHOWN ON THIS PAGE (see General Information section for finish chart)  
 A (Mill Finish Aluminum)

800-346-7707 | www.pemko.com

Check the web site for the up-to-date catalog

Copyright © 2015-2017, Pemko Manufacturing Co., an ASSA ABLOY Group company. All rights reserved.  
 Reproduction in whole or in part without the express written permission of Pemko Manufacturing Co. is prohibited.

**ASSA ABLOY**

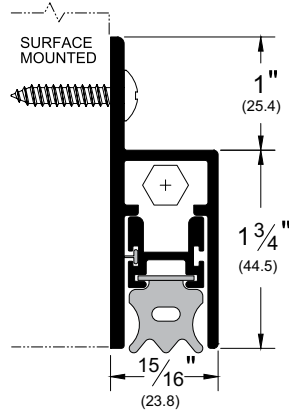
The global leader in  
 door opening solutions

# Automatic Door Bottoms - Handed Surface and Semi-Mortise Models

- These models have all the same features as the 4301 and the 4131 except that these are handed and disassembly of the mechanism is required to reverse the hand
- For easy non-handed installation, PEMKO recommends using the 4301 rather than the 430, and the 4131 rather than the 412. The 4301 and 4131 are shown on page 153

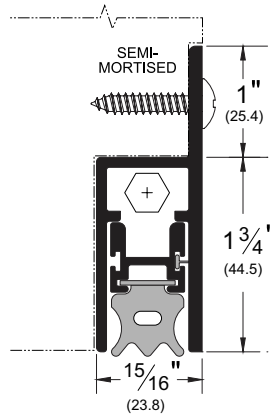
## 430\_RL

AVAILABLE FINISHES: C, D  
 REPLACEMENT INSERT: E4303 (BL)  
 ANSI: R3G344, R3G345



## 430\_MRL

AVAILABLE FINISHES: C, D  
 REPLACEMENT INSERT: E4303 (BL)  
 ANSI: R3G344, R3G345



### Alternate Inserts For 430

#### 430\_PKL

AVAILABLE FINISHES: C, D  
 REPLACEMENT INSERT: PK4304 (BL)  
 ANSI: R3G334, R3G335



PemkoPrene™ (PK)

#### 430\_MPKL

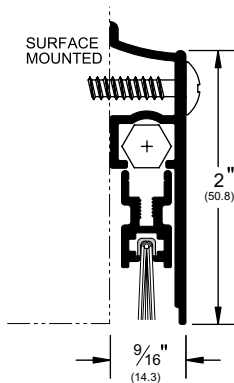
AVAILABLE FINISHES: C, D  
 REPLACEMENT INSERT: PK4304 (BL)  
 ANSI: R3G334, R3G335



PemkoPrene™ (PK)

## 412\_NBL

AVAILABLE FINISHES: B, C, D, G, S  
 REPLACEMENT INSERT: P516041 (BL, GR)  
 ANSI: R3A334, R3A335

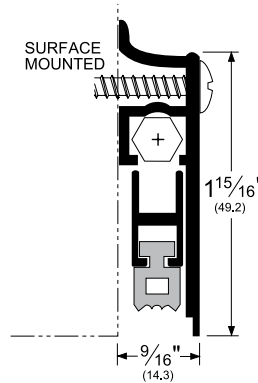


nylon brush (NB)



## 412\_RL

AVAILABLE FINISHES: B, C, D, G, S  
 REPLACEMENT INSERT: E7 (BL)  
 ANSI: R3G334, R3G335



sponge EPDM (R)



### Alternate Inserts For 412

#### 412\_SL

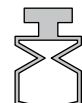
AVAILABLE FINISHES: B, C, D, G, S  
 REPLACEMENT INSERT: SR6 (BL)  
 ANSI: R3E334, R3E335



sponge silicone (S)

#### 412\_PKL

AVAILABLE FINISHES: B, C, D, G, S  
 REPLACEMENT INSERT: PK4132 (BL)  
 ANSI: R3G334, R3G335



PemkoPrene™ (PK)

NOTE: Products shown in this section may not be drawn to scale.

AVAILABLE FINISHES FOR PRODUCTS SHOWN ON THIS PAGE (see General Information section for finish chart)  
 B (Mill Finish Extruded Bronze[Brass]) C (Clear Anodized) D (Dark Bronze Anodized) G (Gold Anodized) S (Cladded Stainless Steel)

**ASSA ABLOY**

The global leader in door opening solutions

## Security Door Bottoms

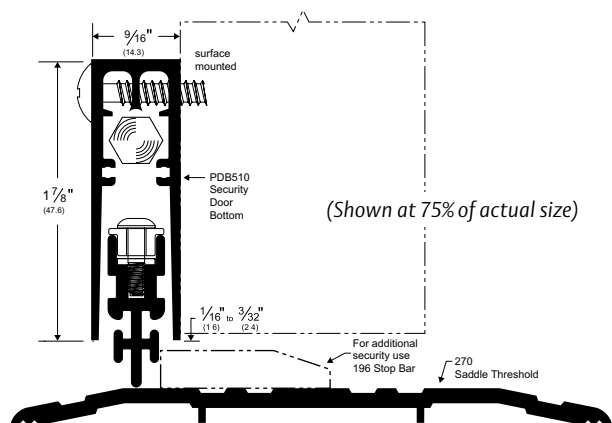
- Help prevent break-ins with PEMKO's security door bottoms
- Great for office buildings, dormitories, hotel/motels, multi-family housing, and other applications where break-ins from interior lever-handles are a problem
- Mounting screws and a cam are included
- Order stop bar (196) and thresholds (270, 2364, etc.) separately
- United States Patent No. 8,925,250 B2

### PDB510\_

AVAILABLE FINISHES: **C, D**  
 AVAILABLE LENGTHS: **36", 42", 48"**  
 ANSI: **R3Y334, R3Y335, R3Y344, R3Y345**

### 196\_ and 270\_

AVAILABLE FINISHES:  
**A, B, D, G**

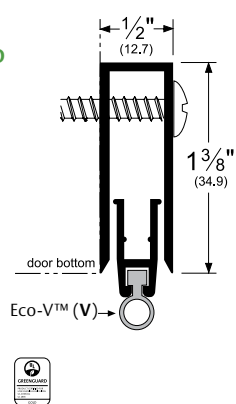


## Residential Automatic Door Bottoms

### SA1\_, SA2\_, SA3\_, SA4\_

AVAILABLE FINISHES: **A** (no finish selection), **D**  
 AVAILABLE LENGTHS: **28", 32", 36", 42"**  
 REPLACEMENT INSERT: **EV5 (BL)**

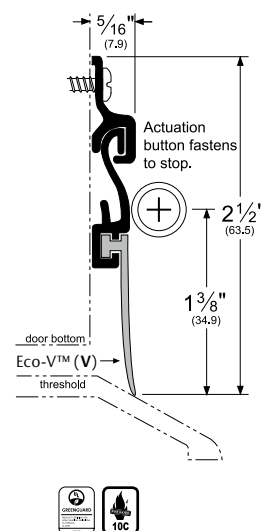
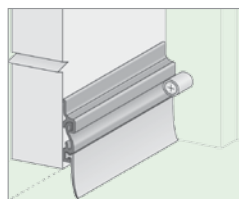
- Surface type for wood doors
- 1/2" maximum drop
- Can be trimmed down by as much as 2"
- Non-handed
- End plates are not provided



### 405\_V

AVAILABLE FINISHES: **C, D, G, PW**  
 REPLACEMENT INSERT: **EV43 (BL, GR)**

- Spring loaded door bottom sweep
- Available in 36" length only
- May be cut down to 24" minimum length



NOTE: Products shown in this section may not be drawn to scale.

AVAILABLE FINISHES FOR PRODUCTS SHOWN ON THIS PAGE (see General Information section for finish chart)  
**A** (Mill Finish Aluminum) **B** (Mill Finish Extruded Bronze [Brass]) **C** (Clear Anodized) **D** (Dark Bronze Anodized)  
**G** (Gold Anodized) **PW** (Painted White)

800-346-7707 | www.pemko.com

Check the web site for the up-to-date catalog

Copyright © 2015-2017, Pemko Manufacturing Co., an ASSA ABLOY Group company. All rights reserved.  
 Reproduction in whole or in part without the express written permission of Pemko Manufacturing Co. is prohibited.

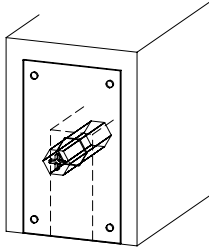
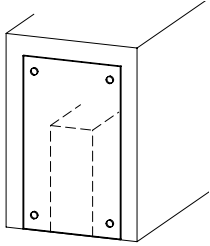
**ASSA ABLOY**

The global leader in  
 door opening solutions

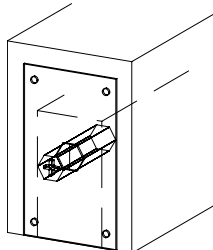
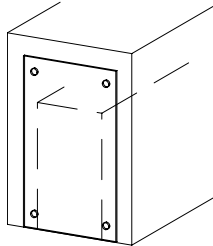
## End Plates for Automatic Door Bottoms

- Metal end plates are provided to protect the mechanism and to give a clean, aesthetic appearance. Do not tighten with power tool
- Plunger end plate prevents the plunger adjustment from rotating
- Necessary fasteners are provided with End Plate kits

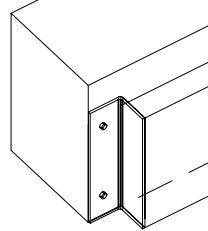
411 and PDB411  
End Plates Mortise



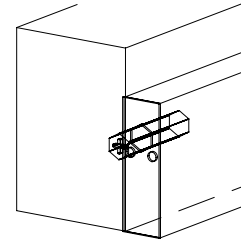
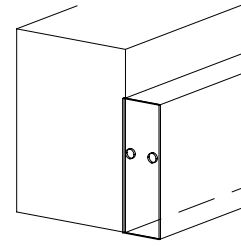
434 End Plates  
Mortise



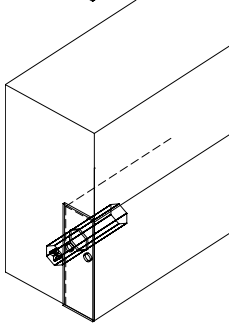
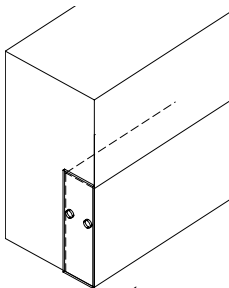
412 End Plates  
Surface Mount



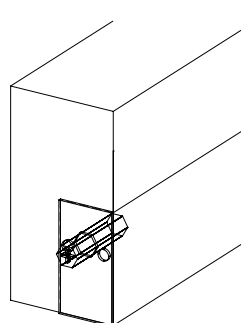
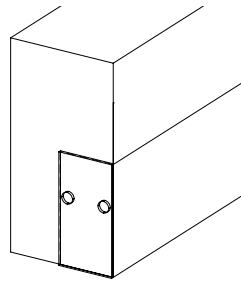
PDB510 End Plates  
Surface Mount



4131 and PDB4131  
Auto Door Bottom  
Semi-Mortise\*



4301-430 Auto Door  
Bottom Semi-Mortise\*



\*430, 4301, and 4131 models can also be applied as surface mount

### Automatic Door Bottom Kits

K411	Kit for 411 and PDB411 Door Bottom , 1 3/8" Doors
K412PA	Kit for 412 Door Bottom - Aluminum
K412PD	Kit for 412 Door Bottom - Dark Bronze
K412PG	Kit for 412 Door Bottom - Gold
K4133C	Kit for 4131, PDB4131 and 510 Door Bottoms, Clear
K4133D	Kit for 4131, PDB4131 and 510 Door Bottoms, Dark Bronze
K4133G	Kit for 4131 and PDB4131 Door Bottom, Bright Dip Gold
K420	Kit for 420 Door Bottom
K4301C	Kit for OS4301 Door Bottoms, Clear
K4301D	Kit for OS4301 Door Bottoms, Dark Bronze
K434	Kit for OS434 Door Bottom
K435	Kit for 411, 434 and PDB411 Door Bottom
K436	Kit for 4301 Door Bottom (surface)
K436SM	Kit for 4301 Door Bottom (semi-mortised)
K437	Kit for 430 (surface)
K437SM	Kit for 430_M (semi-mortised)
K435-PREM	Special End-Support Mounting Kit for 434 (sold separately)

**ASSA ABLOY**

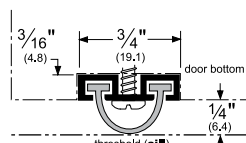
The global leader in  
door opening solutions

## Specialty Door Bottoms

- May be used in many different applications. Some of these shapes may be used as meeting stile gasketing; see pages 172 to 173 for examples

### 313\_N

AVAILABLE FINISHES: **A, D, G**  
REPLACEMENT INSERT:  
**E1 (BL, GR)**  
ANSI: **R3G416**

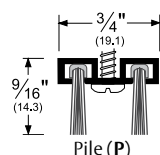


EPDM (N)



### 313\_P

AVAILABLE FINISH: **A, D, G**  
REPLACEMENT INSERT:  
**SB14025 (BL, GR)**  
ANSI: **R3F416**

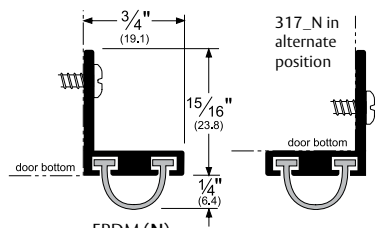


Pile (P)



### 317\_N

AVAILABLE FINISHES: **A, D, G**  
REPLACEMENT INSERT: **E1 (BL, GR)**  
ANSI: **R3G416**

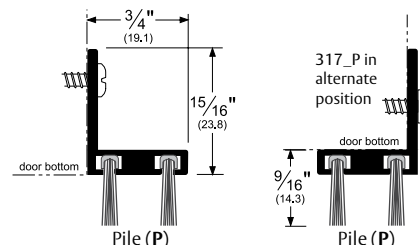


EPDM (N)



### 317\_P

AVAILABLE FINISH: **A, D, G**  
REPLACEMENT INSERT: **SB14025 (BL, GR)**  
ANSI: **R3F416**

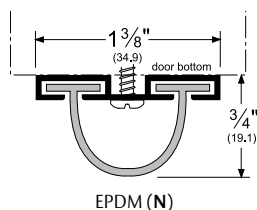


Pile (P)



### 314\_N

AVAILABLE FINISHES: **C, D, G**  
REPLACEMENT INSERT: **E3 (BL, GR)**  
ANSI: **R3G416**

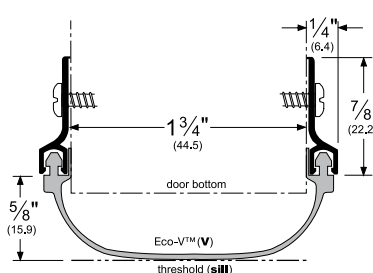


EPDM (N)



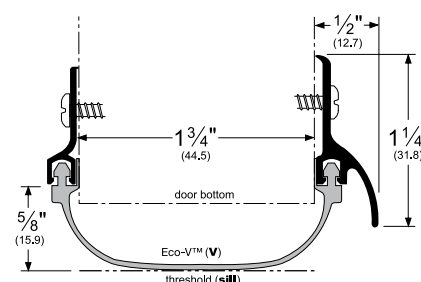
### 318\_V

AVAILABLE FINISHES: **A, BDG, D, G, PW**  
REPLACEMENT INSERT: **EV58 (BL, GR)**



### 3185\_V

AVAILABLE FINISHES: **A, BDG, D, G, PW**  
REPLACEMENT INSERT: **EV58 (BL, GR)**

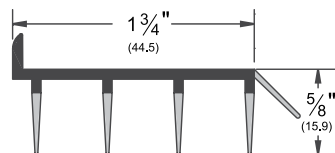


## Eco-V™ Door Shoes

- Dual durometer Eco-V™ door shoe
- EV80\_ is furnished net 36"

### EV80\_

AVAILABLE FINISHES: **D**  
AVAILABLE LENGTHS: **36" NET**

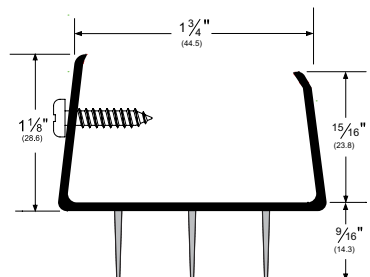


### 2170\_V

AVAILABLE COLORS: **D, W**  
AVAILABLE LENGTHS: **36", 48"**

Also available with unnotched insert:

2170\_V36UN  
2170\_V48UN



NOTE: Products shown in this section may not be drawn to scale.

AVAILABLE FINISHES FOR PRODUCTS SHOWN ON THIS PAGE (see General Information section for finish chart)  
**A** (Mill Finish Aluminum) **BDG** (Bright Dip Gold Anodized) **C** (Clear Anodized) **D** (Dark Bronze Anodized)  
**G** (Gold Anodized) **PW** (Painted White) **VINYL DOORS SHOES: D** (Dark Brown) **W** (White)

800-346-7707 | www.pemko.com

Check the web site for the up-to-date catalog

Copyright © 2015-2017, Pemko Manufacturing Co., an ASSA ABLOY Group company. All rights reserved.  
Reproduction in whole or in part without the express written permission of Pemko Manufacturing Co. is prohibited.

**ASSA ABLOY**

The global leader in door opening solutions

# Door Shoes

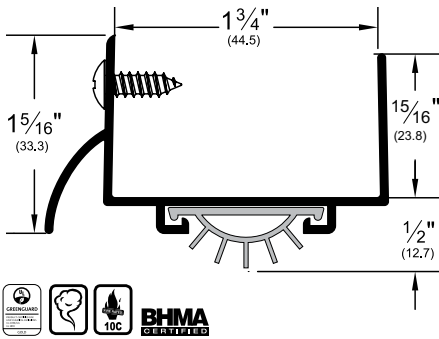
- Profiles on this page available with PemkoPrene™ (PK) or Eco-V™ (V); both are the same shape and size
- Slotted holes for easy adjustment
- Rain drip model is ideal for deflecting rain away from the bottom of door

## 216\_V

AVAILABLE FINISHES: A, B, BDG, D, G, PW, SN  
REPLACEMENT INSERT: EV9 (BL, GR)  
ANSI: R3D514

## 216\_PK

AVAILABLE FINISHES: A, B, BDG, D, G, PW, SN  
REPLACEMENT INSERT: PK9 (BL, GR)  
ANSI: R3G514

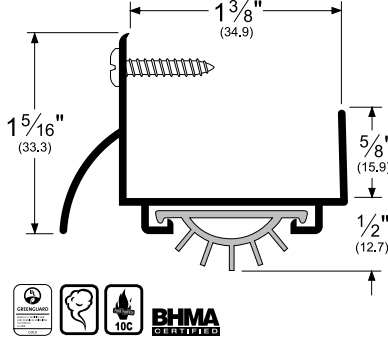


## 215\_V

AVAILABLE FINISHES: A, BDG, D, G, PW, SN  
REPLACEMENT INSERT: EV9 (BL, GR)  
ANSI: R3D514

## 215\_PK

AVAILABLE FINISHES: A, BDG, D, G, PW, SN  
REPLACEMENT INSERT: PK9 (BL, GR)  
ANSI: R3G514

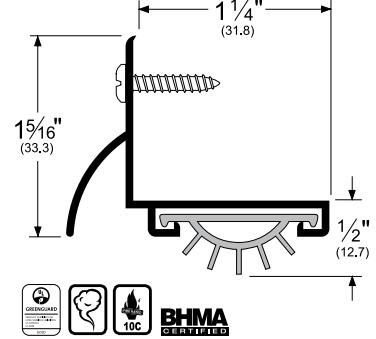


## 210\_V

AVAILABLE FINISHES: A, BDG, D, G, PW, SN  
REPLACEMENT INSERT: EV9 (BL, GR)  
ANSI: R3D514

## 210\_PK

AVAILABLE FINISHES: A, BDG, D, G, PW, SN  
REPLACEMENT INSERT: PK9 (BL, GR)  
ANSI: R3G514

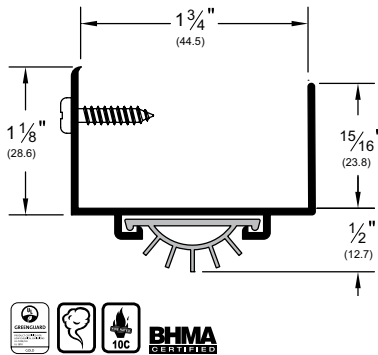


## 217\_V

AVAILABLE FINISHES: A, BDG, D, G, PW, SN  
REPLACEMENT INSERT: EV9 (BL, GR)  
ANSI: R3D414

## 217\_PK

AVAILABLE FINISHES: A, BDG, D, G, PW, SN  
REPLACEMENT INSERT: PK9 (BL, GR)  
ANSI: R3G414

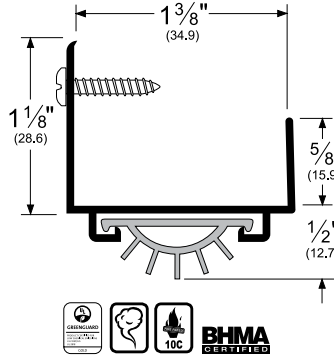


## 220\_V

AVAILABLE FINISHES: A, D, G  
REPLACEMENT INSERT: EV9 (BL, GR)  
ANSI: R3D414

## 220\_PK

AVAILABLE FINISHES: A, D, G  
REPLACEMENT INSERT: PK9 (BL, GR)  
ANSI: R3G414

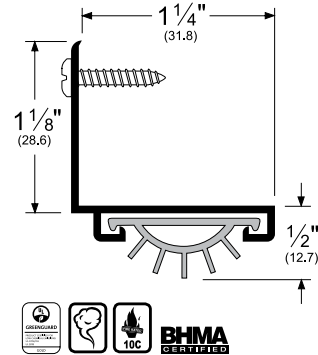


## 211\_V

AVAILABLE FINISHES: A, D, G  
REPLACEMENT INSERT: EV9 (BL, GR)  
ANSI: R3D414

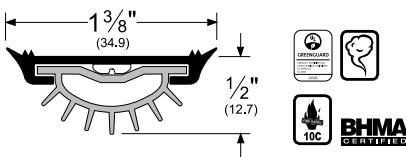
## 211\_PK

AVAILABLE FINISHES: A, D, G  
REPLACEMENT INSERT: PK9 (BL, GR)  
ANSI: R3G414



## 209\_V

AVAILABLE FINISHES: A, D, G  
REPLACEMENT INSERT: EV15 (BL, GR)  
ANSI: R3D414

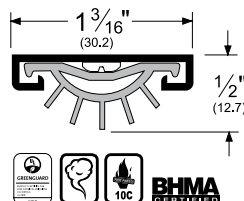


## 234\_V

AVAILABLE FINISHES: A, D, G  
REPLACEMENT INSERT: EV9 (BL, GR)  
ANSI: R3D414

## 234\_PK

AVAILABLE FINISHES: A, D, G  
REPLACEMENT INSERT: PK9 (BL, GR)  
ANSI: R3G414



NOTE: Products shown in this section may not be drawn to scale.  
AVAILABLE FINISHES FOR PRODUCTS SHOWN ON THIS PAGE  
(see General Information section for finish chart)  
A (Mill Finish Aluminum) BDG (Bright Dip Gold Anodized)  
D (Dark Bronze Anodized) G (Gold Anodized)  
PW (Painted White)

**ASSA ABLOY**

The global leader in door opening solutions

800-346-7707 | www.pemko.com

Check the web site for the up-to-date catalog

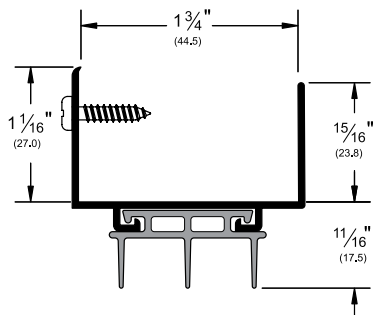
Copyright © 2015-2017, Pemko Manufacturing Co., an ASSA ABLOY Group company. All rights reserved. Reproduction in whole or in part without the express written permission of Pemko Manufacturing Co. is prohibited.



## Door Shoes (Cont.)

### 2173\_V

AVAILABLE FINISHES: **A, BDG, D, G, PW**  
 AVAILABLE LENGTHS: **36", 48"**  
 REPLACEMENT INSERT: **EV94 (BL)**  
 ANSI: **R3D414, R3D415**

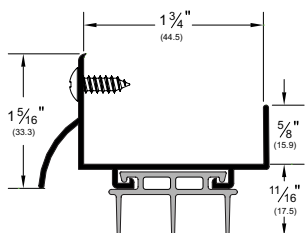


Also available with unnotched insert:  
 2173\_V36UN  
 2173\_V48UN



### 2163\_V

AVAILABLE FINISHES: **A, D, G**  
 AVAILABLE LENGTHS: **36", 48"**  
 REPLACEMENT INSERT: **EV94 (BL)**  
 ANSI: **R3D514, R3D515**

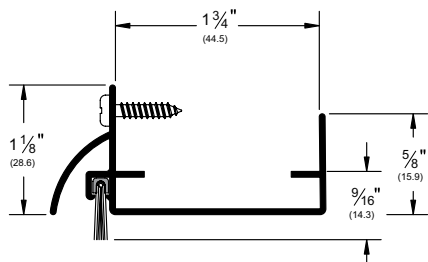


Also available with unnotched insert:  
 2163\_V36UN  
 2163\_V48UN



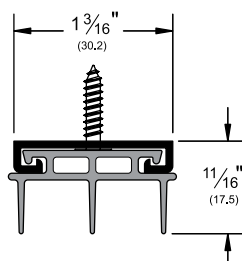
### 223\_NB

AVAILABLE FINISHES: **A, D, G**  
 REPLACEMENT INSERT: **P516041 (BL, GR)**  
 ANSI: **R3A514, R3A515**



### 2343\_V

AVAILABLE FINISHES: **A, D, G**  
 AVAILABLE LENGTHS: **36", 48"**  
 REPLACEMENT INSERT: **EV94 (BL)**  
 ANSI: **R3D414, R3D415**

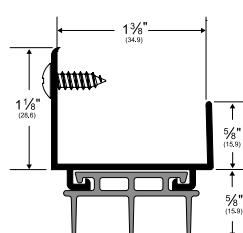


Also available with unnotched insert:  
 2343\_V36UN  
 2343\_V48UN



### 2203\_V

AVAILABLE FINISHES: **A, D, G**  
 AVAILABLE LENGTHS: **36", 48"**  
 REPLACEMENT INSERT: **EV94 (BL)**  
 ANSI: **R3D414, R3D415**

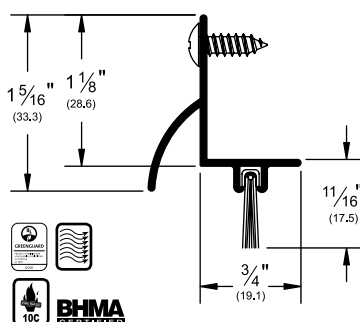


Also available with unnotched insert:  
 2203\_V36UN  
 2203\_V48UN



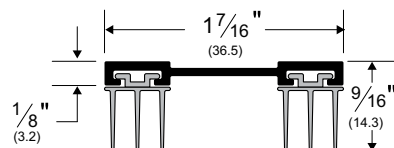
### 2230\_NB

AVAILABLE FINISHES: **A, D, G**  
 REPLACEMENT INSERT: **P516062 (BL, GR, W)**  
 ANSI: **R3A514, R3A515**



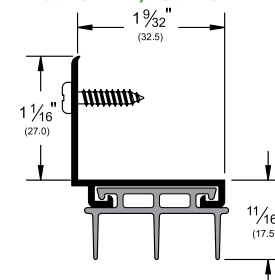
### 3692\_PK773

AVAILABLE FINISHES: **A**  
 AVAILABLE LENGTHS: **36", 48"**  
 REPLACEMENT INSERT: **PK773 (BL, GR)**  
 ANSI: **R3G414, R3G415**



### 2113\_V

AVAILABLE FINISHES: **A, D, G**  
 AVAILABLE LENGTHS: **36", 48"**  
 REPLACEMENT INSERT: **EV94 (BL)**  
 ANSI: **R3D414, R3D415**



Also available with unnotched insert:  
 2113\_V36UN  
 2113\_V48UN



NOTE: Products shown in this section may not be drawn to scale.

AVAILABLE FINISHES FOR PRODUCTS SHOWN ON THIS PAGE (see General Information section for finish chart)  
**A** (Mill Finish Aluminum) **BDG** (Bright Dip Gold Anodized) **D** (Dark Bronze Anodized) **G** (Gold Anodized)  
**PW** (Painted White)

800-346-7707 | www.pemko.com

Check the web site for the up-to-date catalog

Copyright © 2015-2017, Pemko Manufacturing Co., an ASSA ABLOY Group company. All rights reserved.  
 Reproduction in whole or in part without the express written permission of Pemko Manufacturing Co. is prohibited.

**ASSA ABLOY**

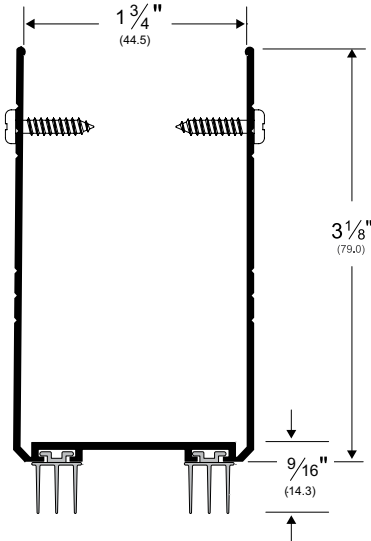
The global leader in  
 door opening solutions

## Door Shoes (Cont.)

### 2212\_PK773

AVAILABLE FINISHES: **A, D, G**  
 REPLACEMENT INSERT: **PK773 (BL)**  
 ANSI: **R3G416**

- Combination door shoe and kick plate
- Excellent Acoustic performance



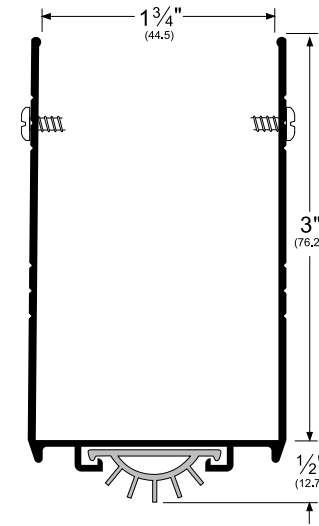
### 221\_V

AVAILABLE FINISHES: **A, D, G**  
 REPLACEMENT INSERT: **EV9 (BL, GR)**  
 ANSI: **R3D414**

### 221\_PK

AVAILABLE FINISHES: **A, D, G**  
 REPLACEMENT INSERT: **PK9 (BL, GR)**  
 ANSI: **R3G414**

- Combination door shoe and kick plate



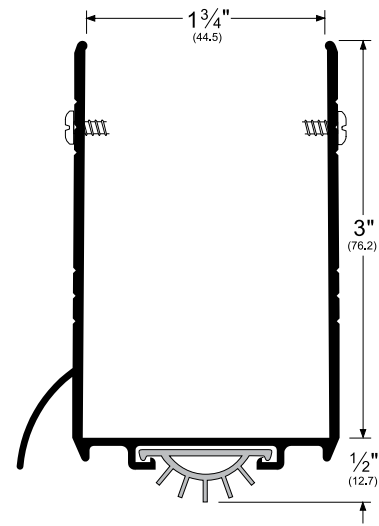
### 2211\_V

AVAILABLE FINISHES: **A, D, G**  
 REPLACEMENT INSERT: **EV9 (BL, GR)**  
 ANSI: **R3D514**

### 2211\_PK

AVAILABLE FINISHES: **A, D, G**  
 REPLACEMENT INSERT: **PK9 (BL, GR)**  
 ANSI: **R3G514**

- Combination door shoe and kick plate with raindrip



## Door Sweeps for Hollow Metal Doors

- Profiles in this section available with PemkoPrene™ (PK) or Eco-V™ (V); both are the same shape and size
- Slotted holes for easy adjustment

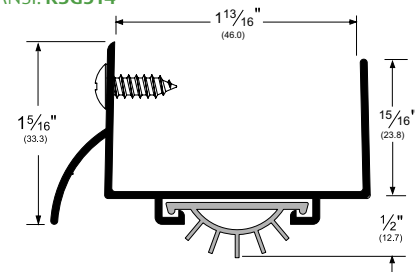
- Rain drip model is ideal for deflecting rain away from the bottom of door

### 2251\_V

AVAILABLE FINISHES: **A, D, G**  
 REPLACEMENT INSERT: **EV9 (BL, GR)**  
 ANSI: **R3D514**

### 2251\_PK

AVAILABLE FINISHES: **A, D, G**  
 REPLACEMENT INSERT: **PK9 (BL, GR)**  
 ANSI: **R3G514**

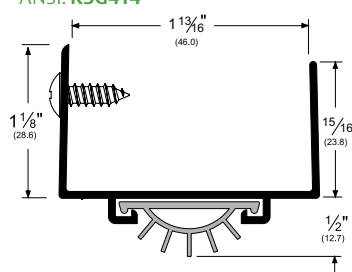


### 225\_V

AVAILABLE FINISHES: **A, D, G**  
 REPLACEMENT INSERT: **EV9 (BL, GR)**  
 ANSI: **R3D414**

### 225\_PK

AVAILABLE FINISHES: **A, D, G**  
 REPLACEMENT INSERT: **PK9 (BL, GR)**  
 ANSI: **R3G414**

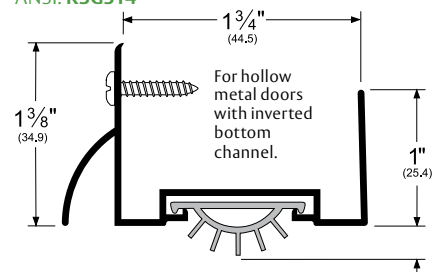


### 2221\_V

AVAILABLE FINISHES: **A, D, G**  
 REPLACEMENT INSERT: **EV9 (BL, GR)**  
 ANSI: **R3D514**

### 2221\_PK

AVAILABLE FINISHES: **A, D, G**  
 REPLACEMENT INSERT: **EV9 (BL, GR)**  
 ANSI: **R3G514**



NOTE: Products shown in this section may not be drawn to scale.

AVAILABLE FINISHES FOR PRODUCTS SHOWN ON THIS PAGE (see General Information section for finish chart)  
**A** (Mill Finish Aluminum) **D** (Dark Bronze Anodized) **G** (Gold Anodized)

**ASSA ABLOY**

The global leader in  
 door opening solutions

## Door Sweeps for Hollow Metal Doors (Cont.)

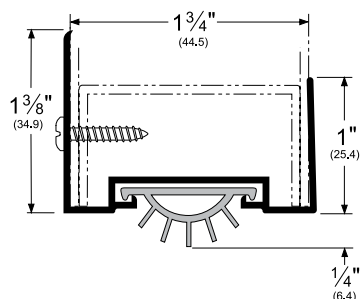
### 222\_V

AVAILABLE FINISHES: **A, D, G**  
 REPLACEMENT INSERT: **EV9 (BL, GR)**  
 ANSI: **R3D414**

### 222\_PK

AVAILABLE FINISHES: **A, D, G**  
 REPLACEMENT INSERT: **PK9 (BL, GR)**  
 ANSI: **R3G414**

- For hollow metal doors with inverted bottom channel

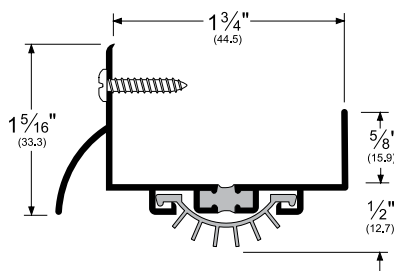


## Thermally Broken Door Shoe

- Polypropylene thermal break (FG) prevents conductivity of hot or cold from exterior to interior. Supplied with PemkoPrene™ Seal

### 216\_FG

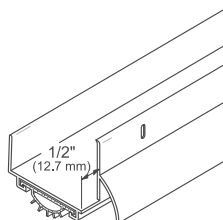
AVAILABLE FINISHES: **BDC, BDG, D, PW, SN**  
 REPLACEMENT INSERT: **PK216 (BL, GR)**  
 ANSI: **R3D514**



## Fabrication Options for Door Shoes

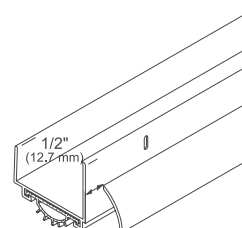
### 1/2" Full Notch

- Fabrication includes: removal of rain drip and front flange of door shoe to prevent interference with door stop and weatherstrip
  - Ordering: order width of door leaf, and designate by adding "M" following the product number
- (Example: a 216AV with a 1/2" full notch fabrication, for a 36" door leaf = 216AVM36)



### 1/2" Half Notch

- Fabrication includes: removal of rain drip to prevent interference with door stop and weatherstrip
  - Ordering: order width of door leaf and designate by adding "N" following the product number
  - Special: Other half notches available are 9/16", 5/8", and 3/4" widths, please specify when ordering
- (Example: a 216AV with a 1/2" half notch fabrication, for a 36" door leaf = 216AVN36)



### Single Miter

- Fabrication includes:
  - Ordering: order width of door leaf and specify by add "xMR" following the product number and length
- (Example a 216AV with single miter fabrication for a 36" door leaf = 216AV36xMR)

NOTE: Products shown in this section may not be drawn to scale.

AVAILABLE FINISHES FOR PRODUCTS SHOWN ON THIS PAGE (see General Information section for finish chart)  
**A** (Mill Finish Aluminum) **BDC** (Bright Dip Clear Anodized) **BDG** (Bright Dip Gold Anodized)  
**D** (Dark Bronze Anodized) **G** (Gold Anodized) **PW** (Painted White) **SN** (Satin Nickel Anodized)

800-346-7707 | www.pemko.com

Check the web site for the up-to-date catalog

Copyright © 2015-2017, Pemko Manufacturing Co., an ASSA ABLOY Group company. All rights reserved.  
 Reproduction in whole or in part without the express written permission of Pemko Manufacturing Co. is prohibited.

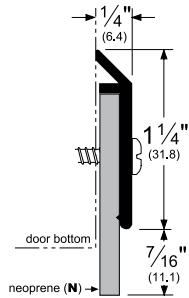
**ASSA ABLOY**

The global leader in  
 door opening solutions

# Door Bottom Sweeps

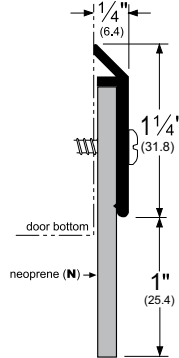
## 315\_N

AVAILABLE FINISHES: **B, C, D, G, PW, SN**  
 REPLACEMENT INSERT: **N8 (BL, GR)**  
 ANSI: **R3B434, R3B435**



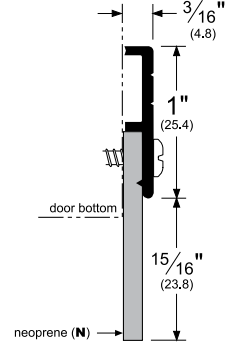
## 3151\_N

AVAILABLE FINISHES: **C, D, G**  
 REPLACEMENT INSERT: **N9 (BL)**  
 ANSI: **R3B434**



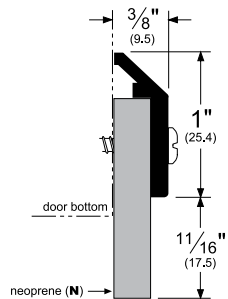
## 321\_N

AVAILABLE FINISHES: **C, D, G**  
 REPLACEMENT INSERT: **N8 (BL)**  
 ANSI: **R3B434, R3B435**



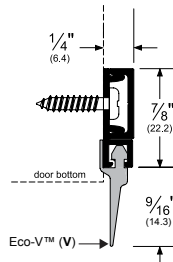
## 368\_N

AVAILABLE FINISHES: **C, D, G**  
 REPLACEMENT INSERT: **N10 (BL)**  
 ANSI: **R3B434, R3B435**



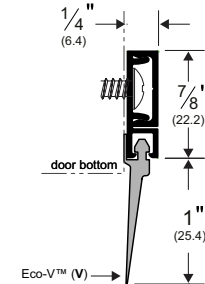
## 29326\_V

AVAILABLE FINISHES: **C, D, G**  
 REPLACEMENT INSERT: **EV65 (BL, GR, W)**  
 ANSI: **R3D434**



## 293100\_V

AVAILABLE FINISHES: **C, D, G**  
 REPLACEMENT INSERT: **EV54 (BL, GR, W)**  
 ANSI: **R3D434**



NOTE: Products shown in this section may not be drawn to scale.

AVAILABLE FINISHES FOR PRODUCTS SHOWN ON THIS PAGE (see General Information section for finish chart)  
**B** (Mill Finish Extruded Bronze [Brass]) **BDG** (Bright Dip Gold Anodized) **C** (Clear Anodized)  
**D** (Dark Bronze Anodized) **G** (Gold Anodized) **PW** (Painted White) **SN** (Satin Nickel Anodized)

**ASSA ABLOY**

The global leader in  
 door opening solutions

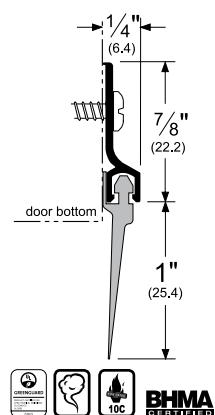
## Door Bottom Sweeps (Cont.)

### 307\_V

AVAILABLE FINISHES:  
**A, BDG, C, D, G, PW, SN**  
 REPLACEMENT INSERT:  
**EV54 (BL, GR, W)**  
 ANSI: **R3D434**

### 307\_PK

AVAILABLE FINISHES:  
**A, BDG, C, D, G, PW, SN**  
 REPLACEMENT INSERT:  
**PK (BL, GR)**  
 ANSI: **R3G434**

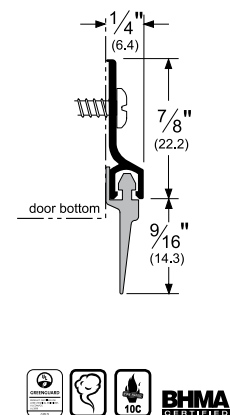


### 308\_V

AVAILABLE FINISHES:  
**A, BDG, C, D, G, PW, SN**  
 REPLACEMENT INSERT:  
**EV65 (BL, GR)**  
 ANSI: **R3D434**

### 308\_PK

AVAILABLE FINISHES:  
**A, BDG, C, D, G, PW, SN**  
 REPLACEMENT INSERT:  
**PK65 (BL, GR)**  
 ANSI: **R3D434**

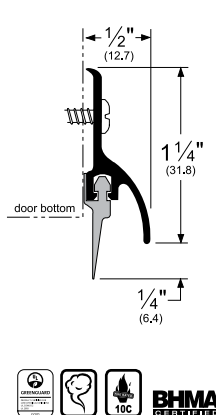


### 3452\_V

AVAILABLE FINISHES:  
**A, BDG, C, D, G, PW, SN**  
 REPLACEMENT INSERT:  
**EV65 (BL, GR, W)**  
 ANSI: **R3D534**

### 3452\_PK

AVAILABLE FINISHES:  
**A, BDG, C, D, G, PW, SN**  
 REPLACEMENT INSERT:  
**PK65 (BL, GR)**  
 ANSI: **R3G534**

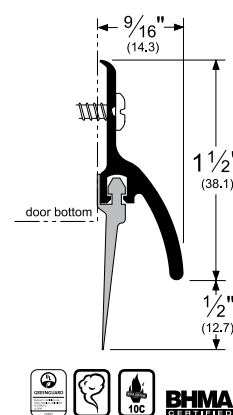


### 345\_V

AVAILABLE FINISHES:  
**A, BDG, C, D, G, PW**  
 REPLACEMENT INSERT:  
**EV54 (BL, GR, W)**  
 ANSI: **R3D534**

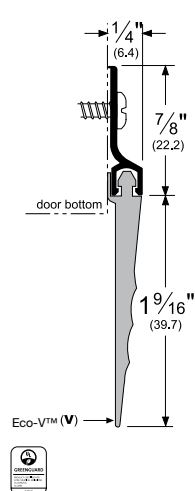
### 345\_PK

AVAILABLE FINISHES:  
**A, BDG, C, D, G, PW**  
 REPLACEMENT INSERT:  
**PK54 (BL, GR)**  
 ANSI: **R3G534**



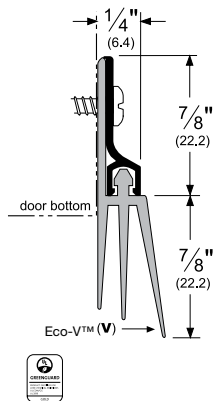
### 56\_V

AVAILABLE FINISHES:  
**A, BDG, D, G, PW, SN**  
 REPLACEMENT INSERT:  
**EV56 (BL, GR)**



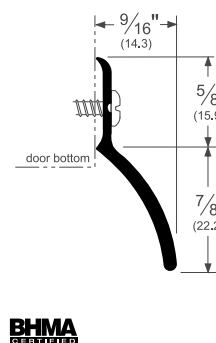
### 57\_V

AVAILABLE FINISHES:  
**A, BDG, D, G, PW, SN**  
 REPLACEMENT INSERT:  
**EV57 (BL, GR)**



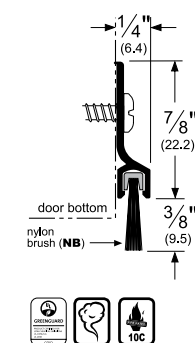
### 345\_

AVAILABLE FINISHES:  
**A, B, BDG, C, D, G, PW**  
 ANSI: **R3Y936**



### 309\_P

AVAILABLE FINISHES:  
**A, BDG, D, G, PW, SN**  
 REPLACEMENT INSERT:  
**P3 (BL, GR)**



NOTE: Products shown in this section may not be drawn to scale.

AVAILABLE FINISHES FOR PRODUCTS SHOWN ON THIS PAGE (see General Information section for finish chart)  
**A** (Mill Finish Aluminum) **B** (Mill Finish Extruded Bronze [Brass]) **BDG** (Bright Dip Gold Anodized)  
**C** (Clear Anodized) **D** (Dark Bronze Anodized) **G** (Gold Anodized) **PW** (Painted White)  
**SN** (Satin Nickel Anodized)

800-346-7707 | www.pemko.com

Check the web site for the up-to-date catalog

Copyright © 2015-2017, Pemko Manufacturing Co., an ASSA ABLOY Group company. All rights reserved.  
 Reproduction in whole or in part without the express written permission of Pemko Manufacturing Co. is prohibited.

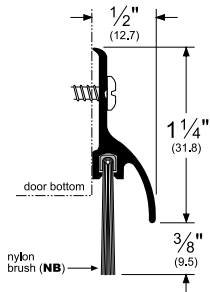
**ASSA ABLOY**

The global leader in  
 door opening solutions

# Door Bottom Sweeps (Cont.)

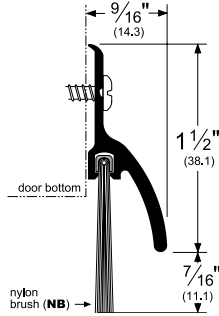
## 3452\_NB

AVAILABLE FINISHES:  
**BDG, C, D, G, PW, SN**  
 REPLACEMENT INSERT:  
**P14075 (BL, GR)**  
 ANSI: R3A534



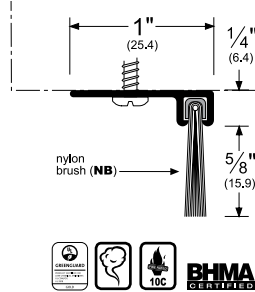
## 345\_NB

AVAILABLE FINISHES:  
**A, BDG, D, G, PW**  
 REPLACEMENT INSERT:  
**P14100 (BL, GR)**  
 ANSI: R3A534



## 90062\_NB

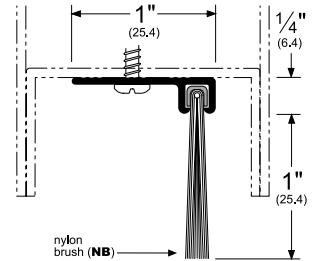
AVAILABLE FINISHES:  
**C, D, G**  
 REPLACEMENT INSERT:  
**P516062 (BL, GR, W)**  
 ANSI: R3A414



## 90100\_NB

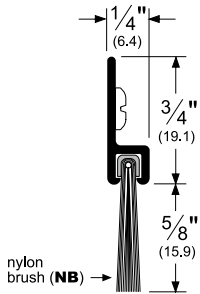
AVAILABLE FINISHES:  
**C, D, G**  
 REPLACEMENT INSERT:  
**P516100 (BL, GR, W)**  
 ANSI: R3A414

For hollow metal doors  
 with inverted channel



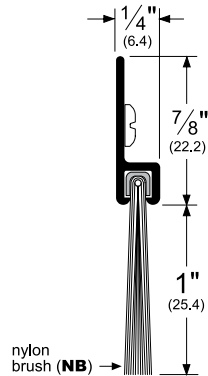
## 18061\_NB

AVAILABLE FINISHES:  
**C, D, G, SN**  
 REPLACEMENT INSERT:  
**P51062 (BL, GR, W)**  
 ANSI: R3A434



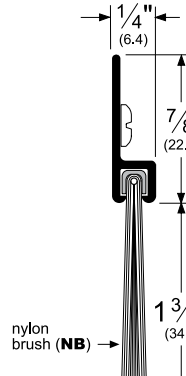
## 18100\_NB

AVAILABLE FINISHES:  
**C, D, G, PW**  
 REPLACEMENT INSERT:  
**P38100 (BL, GR)**  
 ANSI: R3A434



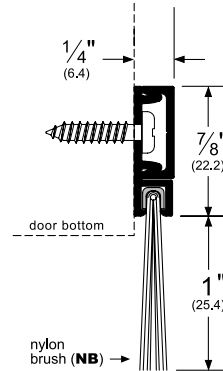
## 18137\_NB

AVAILABLE FINISHES:  
**C, D, G, PW**  
 REPLACEMENT INSERT:  
**P38137 (BL, GR)**  
 ANSI: R3A434



## 293100\_NB

AVAILABLE FINISHES:  
**C, D, G**  
 REPLACEMENT INSERT:  
**P516100 (BL, GR)**



NOTE: Products shown in this section may not be drawn to scale.

AVAILABLE FINISHES FOR PRODUCTS SHOWN ON THIS PAGE (see General Information section for finish chart)  
**A** (Mill Finish Aluminum) **BDG** (Bright Dip Gold Anodized) **C** (Clear Anodized) **D** (Dark Bronze Anodized)  
**G** (Gold Anodized) **PD** (Painted Dark Bronze) **SN** (Satin Nickel Anodized)

# ASSA ABLOY

The global leader in  
 door opening solutions

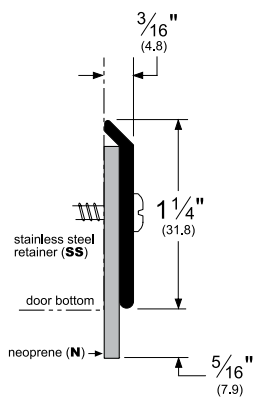
800-346-7707 | www.pemko.com  
 Check the web site for the up-to-date catalog

Copyright © 2015-2017, Pemko Manufacturing Co., an ASSA ABLOY Group company. All rights reserved.  
 Reproduction in whole or in part without the express written permission of Pemko Manufacturing Co. is prohibited.

# Stainless Steel Door Bottom Sweeps

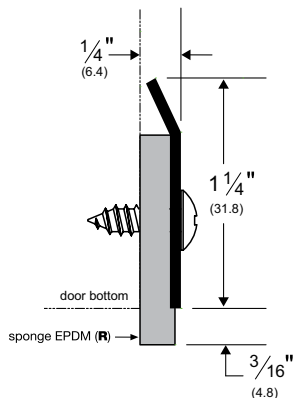
## 315SSN

AVAILABLE FINISH: **SS (#4 Finish)**  
 REPLACEMENT INSERT: **N8 (BL)**  
 ANSI: **R5B434, R5B435**



## 315SSR

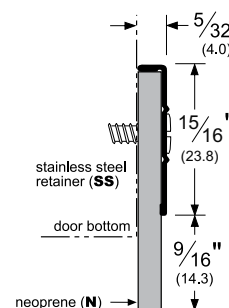
AVAILABLE FINISH: **SS (#4 Finish)**  
 REPLACEMENT INSERT: **ER2 (BL)**  
 ANSI: **R5G164, R5G165**



## 321SSN

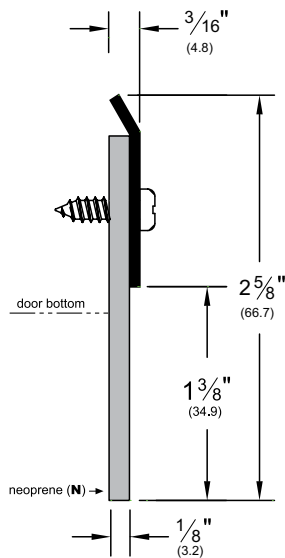
AVAILABLE FINISH: **SS**  
 REPLACEMENT INSERT: **N8 (BL)**  
 ANSI: **R5B165**

- 430 Bright Annealed SS



## 3151SSN

AVAILABLE FINISH: **SS (#4 Finish)**  
 REPLACEMENT INSERT: **N9 (BL)**  
 ANSI: **R5B434, R5B435**



NOTE: Products shown in this section may not be drawn to scale.

AVAILABLE FINISHES FOR PRODUCTS SHOWN ON THIS PAGE (see General Information section for finish chart)  
 SS (See Individual Part)

800-346-7707 | [www.pemko.com](http://www.pemko.com)

Check the web site for the up-to-date catalog

Copyright © 2015-2017, Pemko Manufacturing Co., an ASSA ABLOY Group company. All rights reserved.  
 Reproduction in whole or in part without the express written permission of Pemko Manufacturing Co. is prohibited.

**ASSA ABLOY**

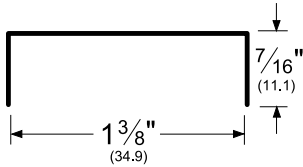
The global leader in  
 door opening solutions

## Door Top Weatherstrip

**\_343**

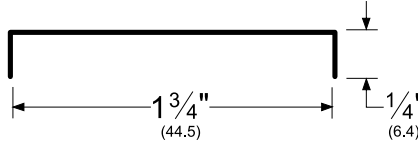
AVAILABLE FINISHES: **PA**  
AVAILABLE LENGTHS: **36", 48"**

- For top of 1 3/8" wood doors



**\_344**

AVAILABLE FINISHES: **PA**  
AVAILABLE LENGTHS: **36", 48"**



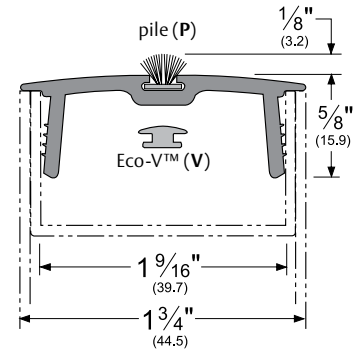
**377VP\_**

REPLACEMENT INSERT: **P2 (BL, GR)**

**377V\_**

REPLACEMENT INSERT: **EV38 (Tan)**

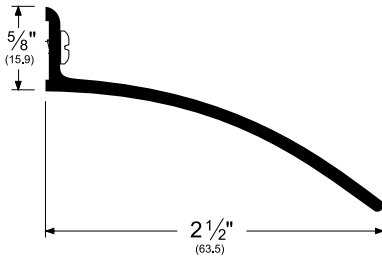
Rigid tan colored Eco-V™ with Eco-V™ (V) insert or pile (P) insert used as a door top (or bottom) filler strip for hollow metal doors



**346\_**

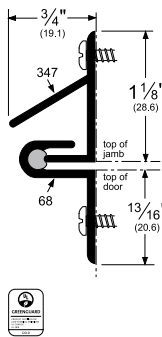
AVAILABLE FINISHES: **C, D, G, PW**

- Overhead rain drip with slotted holes
- Should be ordered a minimum of 4" longer than the door width



**347\_**

**68\_R**  
AVAILABLE FINISHES: **A, D, G**



## Heavy Duty Door Bumper

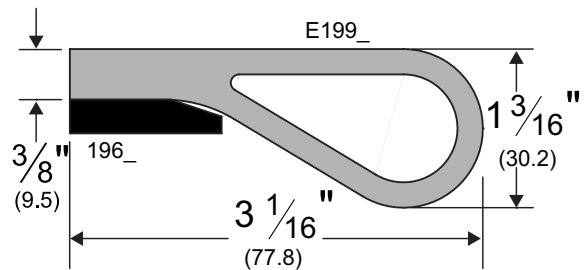
- Heavy duty door bumper extruded from black EPDM (E)
- Order 196\_ separately; furnished undrilled unless requested otherwise

**E199\_**

AVAILABLE COLOR: **BL**

**196\_**

AVAILABLE COLOR: **A**



NOTE: Products shown in this section may not be drawn to scale.

AVAILABLE FINISHES FOR PRODUCTS SHOWN ON THIS PAGE (see General Information section for finish chart)

**A** (Mill Finish Aluminum) **C** (Clear Anodized) **D** (Dark Bronze Anodized) **G** (Gold Anodized) **PA** (Painted Aluminum)

**PW** (Painted White)

Non-Metal Finish: **BL** (Black)

**ASSA ABLOY**

The global leader in  
door opening solutions

800-346-7707 | www.pemko.com  
Check the web site for the up-to-date catalog

Copyright © 2015-2017, Pemko Manufacturing Co., an ASSA ABLOY Group company. All rights reserved.  
Reproduction in whole or in part without the express written permission of Pemko Manufacturing Co. is prohibited.



# Pemko Astragals & Meeting Stiles

## CONTENTS:

Astragal and Meeting Stile Gasketing - Split Astragals.....	170-171
Split Astragals with Snap Covers - Concealed Fasteners .....	172
Meeting Stile Gasketing .....	172-173
Adhesive Astragal/Meeting Stile Seals .....	174
Adjustable Astragals .....	174
"T" and Overlapping Astragals .....	175
Adhesive-Backed Mullion Gasketing .....	176
Adhesive Astragal Seal .....	176
Offset Security Bar .....	176
Security Astragal.....	176
Locking Astragals.....	177-178
Locking Wood Astragals.....	179
Outswing Locking Astragals .....	180

## INDEX:

PRODUCT	PAGE	PRODUCT	PAGE	PRODUCT	PAGE
297.....	170	358.....	172	5110.....	176
300.....	173	359.....	175	18041 .....	171
303.....	170	369.....	173	18061 .....	171
305.....	170	371.....	173	29310 .....	172
305SS.....	170	372.....	173	29324 .....	172
310.....	171	375.....	175	29326 .....	172
311CIN .....	171	378.....	176	34831 .....	179
313.....	172	3443 .....	180	B71.....	173
314.....	172	3444 .....	180	OAK349.....	177
316.....	171	3481 .....	179	FIR349.....	177
318.....	171	3483 .....	179	S1125.....	176
329 .....	170	3493 .....	177	Q108 .....	178, 179
351.....	174	3494 .....	177	S771 .....	174
352.....	175	3495 .....	178	S771x6 .....	174
354.....	174	3496 .....	178	S772 .....	174
355.....	175	3497 .....	178	SS71.....	173
356.....	175	3498 .....	178		
357.....	175	3572 .....	176		

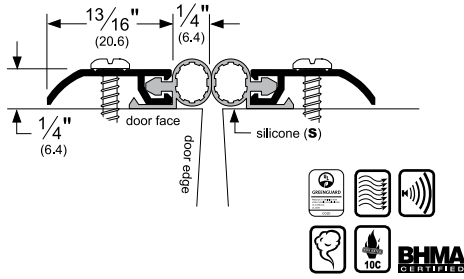


# Astragal and Meeting Stile Gasketing - Split Astragals

- Astragals and meeting stiles with a fire label may be mounted on pairs of doors wherein the gap meets the requirements of **NFPA 80, 6.3.1.7.1 "The clearance between... the meeting edges of doors swinging in pairs on the pull side shall be 1/8" ± 1/16" (3.18mm ± 1.59mm) for steel doors and shall not exceed 1/8" (3.18mm) for wood doors"**
- Order split astragals at two (2) pieces by door height per set of double doors. When ordering add "/2" to the end of the part number to specify 2 pieces (i.e. order quantity 1 each 303AS84/2 to get two lengths at 84 inches)
- Punched with slotted holes for adjustment
- Clear anodized brush products are supplied with gray brush. Painted white brush products are supplied with white brush when available, otherwise black brush is supplied. All other finishes supplied with black brush. Black brush is available for clear anodized and painted white brush products upon request.

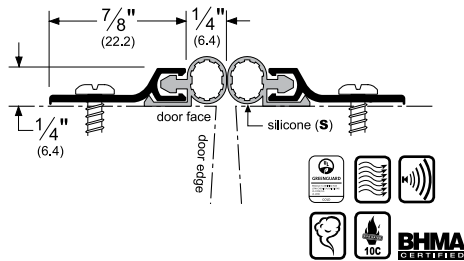
## 297\_S

AVAILABLE FINISHES:  
**A, BDG, D, G, PW, SN**  
 REPLACEMENT INSERT:  
**S3 (BL, W)**  
 ANSI: **R3E734, R3E735**



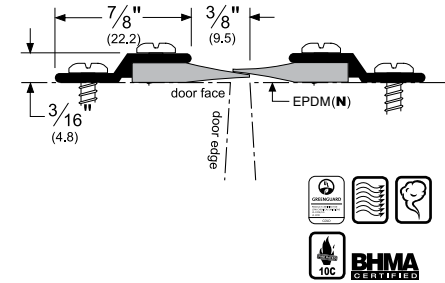
## 303\_S

AVAILABLE FINISHES:  
**A, BDG, C, D, G, PW, SN**  
 REPLACEMENT INSERT:  
**S3 (BL, W)**  
 ANSI: **R3E734, R3E735**



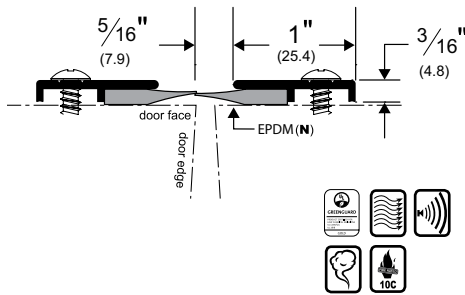
## 305\_N

AVAILABLE FINISHES:  
**B, C, D, G**  
 REPLACEMENT INSERT:  
**E2 (BL, GR)**  
 ANSI: **R3G734, R3G735**



## 329\_N

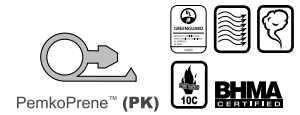
AVAILABLE FINISHES:  
**C, D, G, PW**  
 REPLACEMENT INSERT:  
**E2 (BL, GR)**



## Alternate Inserts For 297

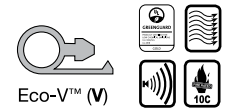
### 297\_PK

AVAILABLE FINISHES:  
**A, BDG, D, G, PW, SN**  
 REPLACEMENT INSERT:  
**PK47 (BL, GR)**  
 ANSI: **R3G734, R3G735**



### 297\_V

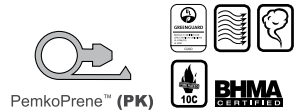
AVAILABLE FINISHES:  
**A, BDG, D, G, PW, SN**  
 REPLACEMENT INSERT:  
**EV47 (BL, GR, W)**



## Alternate Inserts For 303

### 303\_PK

AVAILABLE FINISHES:  
**A, BDG, C, D, G, PW, SN**  
 REPLACEMENT INSERT:  
**PK47 (BL, GR)**  
 ANSI: **R3G734**



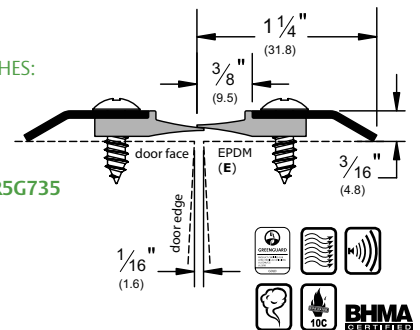
### 303\_V

AVAILABLE FINISHES:  
**A, BDG, C, D, G, PW, SN**  
 REPLACEMENT INSERT:  
**EV47 (BL, GR, W)**



## 305SSE

AVAILABLE FINISHES:  
**SS (#4 Finish)**  
 REPLACEMENT INSERT:  
**E2 (BL, GR)**  
 ANSI: **R5G734, R5G735**



AVAILABLE FINISHES FOR PRODUCTS SHOWN ON THIS PAGE (see General Information section for finish chart)  
**A** (Mill Finish Aluminum) **BDG** (Bright Dip Gold Anodized) **C** (Clear Anodized) **D** (Dark Bronze Anodized)  
**G** (Gold Anodized) **PW** (Painted White) **SN** (Satin Nickel Anodized)  
 Special finishes available upon request

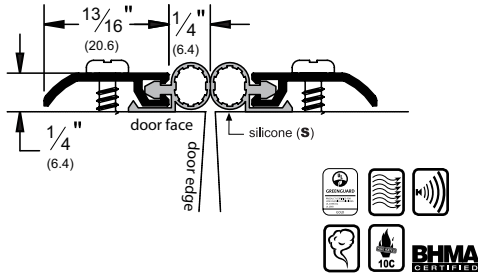
**ASSA ABLOY**

The global leader in  
 door opening solutions

# Astragal and Meeting Stile Gasketing - Split Astragals (Cont.)

## 316\_S

AVAILABLE FINISHES:  
**A, BDG, D, G**  
 REPLACEMENT INSERT:  
**S3 (BL, W)**  
 ANSI: **R3E734, R3E735**



### Alternate Inserts For 316

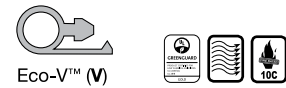
#### 316\_PK

AVAILABLE FINISHES:  
**A, BDG, D, G**  
 REPLACEMENT INSERT:  
**PK47 (BL, GR)**  
 ANSI: **R3G734, R3G735**



#### 316\_V

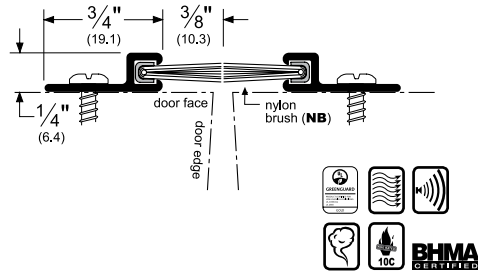
AVAILABLE FINISHES:  
**A, BDG, D, G**  
 REPLACEMENT INSERT:  
**EV47 (BL, GR, W)**



## 18041\_NB

AVAILABLE FINISHES:  
**C, D, G, SN**  
 REPLACEMENT INSERT:  
**P516041 (BL, GR)**  
 ANSI: **R3A734**

NOTE: Brush should mesh from 1/32" to 1/16".



### Alternate Inserts For 18041

#### 18041\_SB

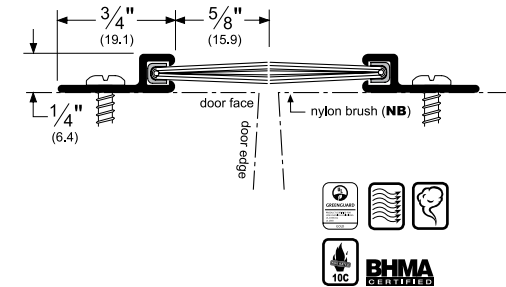
AVAILABLE FINISHES:  
**C, D, G, SN**  
 REPLACEMENT INSERT:  
**P3 (BL, GR)**



## 18061\_NB

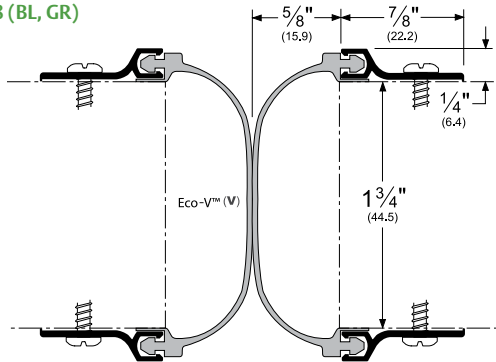
AVAILABLE FINISHES:  
**C, D, G, SN**  
 REPLACEMENT INSERT:  
**P516062 (BL, GR, W)**  
 ANSI: **R3A734**

NOTE: Brush should mesh from 1/32" to 1/16".



## 318\_V

AVAILABLE FINISHES:  
**A, BDG, D, G, PW**  
 REPLACEMENT INSERT:  
**EV58 (BL, GR)**



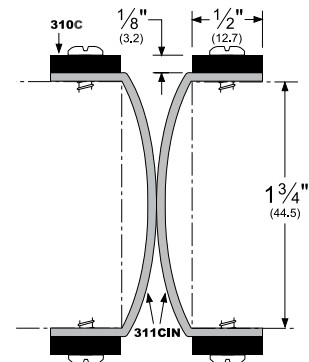
## 310\_\*

### 311CIN

AVAILABLE FINISHES:  
**C**

- Material required for one pair of doors:
  - 4 ea. 310 bars and
  - 2 ea. 311CIN cloth inserted rubber pieces
    - Specify 311CIN3.75 for 1 3/4" thick doors
    - Specify 311CIN4.00 for 2" thick doors
    - Specify 311CIN4.25 for 2 1/4" thick doors

\* Sold individually



AVAILABLE FINISHES FOR PRODUCTS SHOWN ON THIS PAGE (see General Information section for finish chart)  
**A** (Mill Finish Aluminum) **BDG** (Bright Dip Gold Anodized) **C** (Clear Anodized) **D** (Dark Bronze Anodized)  
**G** (Gold Anodized) **PW** (Painted White) **SN** (Satin Nickel Anodized)  
 Special finishes available upon request

800-346-7707 | www.pemko.com

Check the web site for the up-to-date catalog

Copyright © 2015-2017, Pemko Manufacturing Co., an ASSA ABLOY Group company. All rights reserved.  
 Reproduction in whole or in part without the express written permission of Pemko Manufacturing Co. is prohibited.

**ASSA ABLOY**

The global leader in  
 door opening solutions

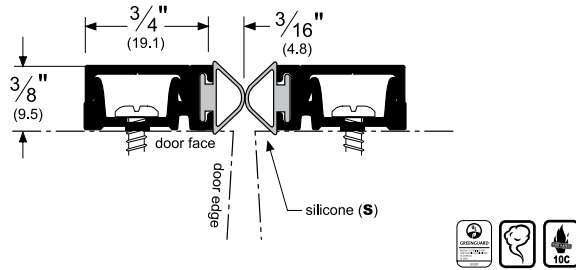
## Split Astragals with Snap Covers – Concealed Fasteners

- Snap cover helps prevent vandalism and adds an attractive finished look by concealing the fasteners

- Replacement snap cover part number is \_29316. Please specify finish and length when ordering.

### 29310\_S

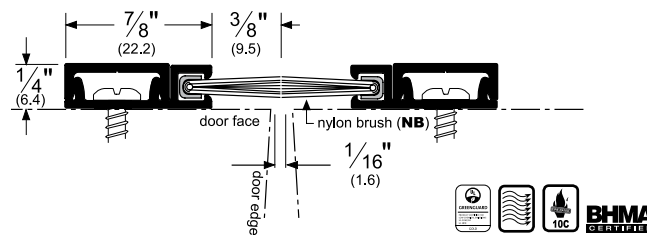
AVAILABLE FINISHES:  
C, D, G  
REPLACEMENT INSERT:  
S4 (BL, GR)  
ANSI: R3E734



### 29324\_NB

AVAILABLE FINISHES:  
C, D, G  
REPLACEMENT INSERT:  
P516041 (BL, GR)

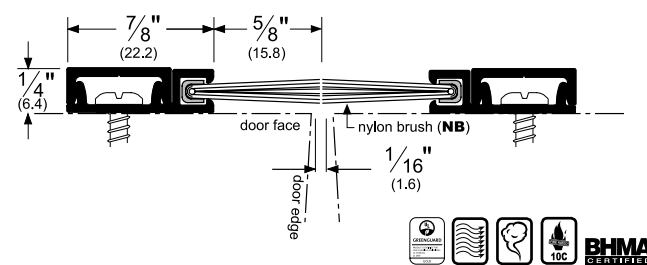
NOTE: Brush should mesh from 1/32" to 1/16".



### 29326\_NB

AVAILABLE FINISHES:  
C, D, G  
REPLACEMENT INSERT:  
P516062 (BL, GR, W)

NOTE: Brush should mesh from 1/32" to 1/16".



### Alternate Inserts For 29310

#### 29310\_PK

AVAILABLE FINISHES:  
C, D, G  
REPLACEMENT INSERT:  
PK4 (BL, GR)  
ANSI: R3G734



#### 29310\_P

AVAILABLE FINISHES:  
C, D, G  
REPLACEMENT INSERT:  
P2 (BL, GR)



#### 29310\_V

AVAILABLE FINISHES:  
C, D, G  
REPLACEMENT INSERT:  
EV41 (BL, GR, W)



### Alternate Inserts For 29324

#### 29324\_SB

AVAILABLE FINISHES:  
C, D, G  
REPLACEMENT INSERT:  
P3 (BL, GR)

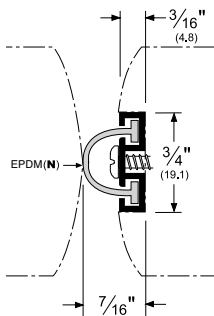


## Meeting Stile Gasketing

- These products do not work well on beveled-edge pairs of doors

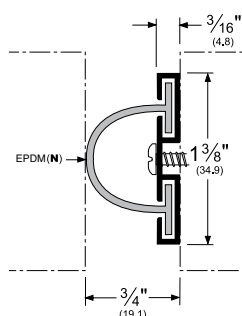
### 313\_N

AVAILABLE FINISHES:  
A, D, G  
REPLACEMENT INSERT:  
E1 (BL, GR)



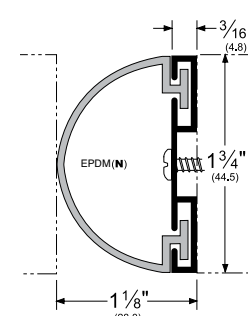
### 314\_N

AVAILABLE FINISHES:  
C, D, G  
REPLACEMENT INSERT:  
E3 (BL, GR)



### 358\_N

AVAILABLE FINISHES:  
C, D, G  
REPLACEMENT INSERT:  
E6 (BL, GR)



AVAILABLE FINISHES FOR PRODUCTS SHOWN ON THIS PAGE (see General Information section for finish chart)  
A (Mill Finish Aluminum) C (Clear Anodized) D (Dark Bronze Anodized) G (Gold Anodized)  
Special finishes available upon request

**ASSA ABLOY**

The global leader in  
door opening solutions

800-346-7707 | www.pemko.com  
Check the web site for the up-to-date catalog

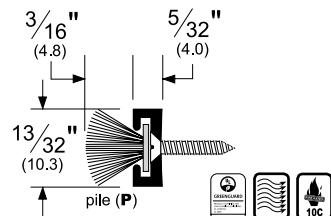
Copyright © 2015-2017, Pemko Manufacturing Co., an ASSA ABLOY Group company. All rights reserved.  
Reproduction in whole or in part without the express written permission of Pemko Manufacturing Co. is prohibited.

## Meeting Stile Gasketing (Cont.)

- Astragals/Meeting Stiles with a fire label may be mounted on pairs of doors wherein the gap meets the requirements of NFPA 80, 2-5.4
- These products (except \_71) do not work well on beveled-edge pairs of doors

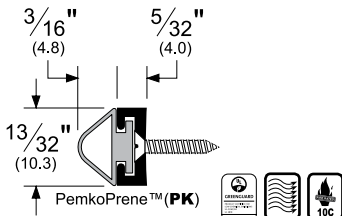
### 369\_P

AVAILABLE FINISHES: **A, D, G**  
REPLACEMENT INSERT:  
**P2 (BL, GR)**



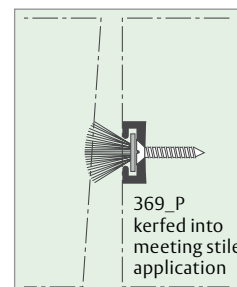
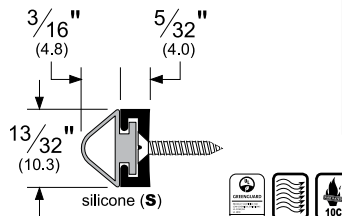
### 369\_PK

AVAILABLE FINISHES: **A, D, G**  
REPLACEMENT INSERT:  
**PK4 (BL, GR)**



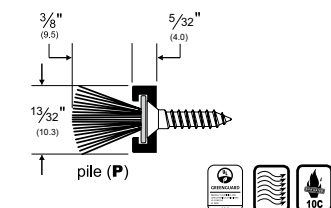
### 369\_S

AVAILABLE FINISHES: **A, D, G**  
REPLACEMENT INSERT:  
**S4 (BL, GR)**



### 369\_P4

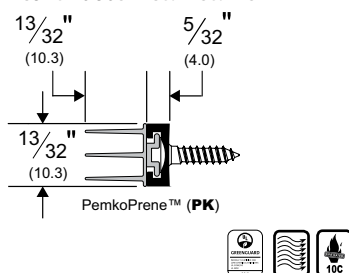
AVAILABLE FINISHES: **A, D, G**  
REPLACEMENT INSERT:  
**P4 (BL, GR)**



### 369\_PK773

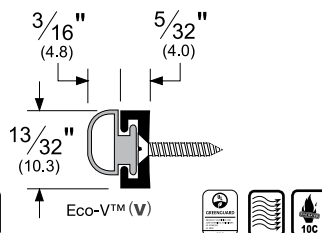
AVAILABLE FINISHES: **A, D, G**  
REPLACEMENT INSERT:  
**PK773 (BL, GR)**

- Gasket only available in 36" or 49" lengths and will be spliced in a continuous metal retainer



### 369\_V

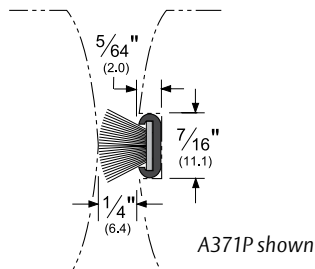
AVAILABLE FINISHES: **A, D, G**  
REPLACEMENT INSERT:  
**EV41 (BL, GR, W)**



### A371P (1/4" pile)

### A372P (3/8" pile)

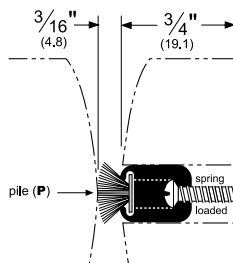
- Available in 84" and 96" lengths
- Available with gray pile only
- Fasten with nails or staples through pile and backing, or use adhesive. Fasteners not supplied
- Pile and backing do not separate



### 300\_P

AVAILABLE FINISHES:  
**B, C, D, G**  
REPLACEMENT INSERT:  
**P2 (BL, GR)**

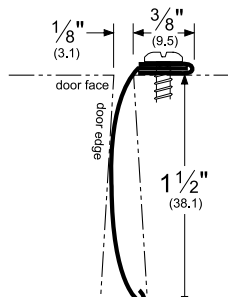
- For a 3/8" gap (or smaller) between doors
- Spring-loaded from back side



### B71

### SS71

- .008 gauge hemmed spring bronze with .015 gauge brass retainer
- .008 gauge hemmed stainless steel with .020 gauge stainless steel retainer
- Available in 96" length only



AVAILABLE FINISHES FOR PRODUCTS SHOWN ON THIS PAGE (see General Information section for finish chart)  
**A** (Mill Finish Aluminum) **B** (Mill Finish Extruded Bronze [Brass]) **B** (Hemmed Spring Bronze) **C** (Clear Anodized)  
**D** (Dark Bronze Anodized) **G** (Gold Anodized) **SS** (Stainless Steel) Special finishes available upon request

800-346-7707 | www.pemko.com

Check the web site for the up-to-date catalog

Copyright © 2015-2017, Pemko Manufacturing Co., an ASSA ABLOY Group company. All rights reserved.  
Reproduction in whole or in part without the express written permission of Pemko Manufacturing Co. is prohibited.

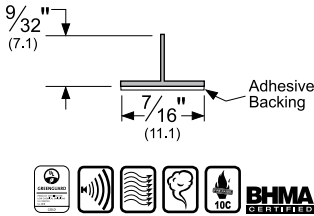
**ASSA ABLOY**

The global leader in  
door opening solutions

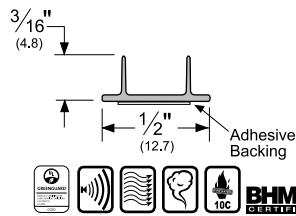
## Adhesive Astragal/Meeting Stile Seals

- The **S771** and **S772** astragal/meeting stile seals can be installed on virtually any pair of doors where sound attenuation is required. These products seal the opening to prevent heat loss, retard the passage of smoke, and act as a weatherization product
- Excellent resistance to compression set, particularly at elevated temperatures and for extended periods of time
- Stays flexible between -58°F and 450°F with very high resistance to flex fatigue
- Maintains a low closing force
- Easy installation requires no mechanical fasteners; can be cut to size in the field

**S771\_**  
 AVAILABLE FINISHES: **BL, C, D, GR, W**  
 AVAILABLE LENGTHS: 7', 8', 9', 10'  
 ANSI: **ROE754, ROE755**

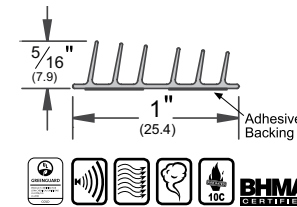


**S772\_**  
 AVAILABLE FINISHES: **BL, C, D, GR, W**  
 AVAILABLE LENGTHS: 7', 8', 9', 10'  
 ANSI: **ROE754, ROE755**



**S771x6\_**  
 AVAILABLE FINISHES: **BL, C**  
 AVAILABLE LENGTHS: 7', 8', 9', 10'  
 ANSI: **ROE154, ROE155, ROE754, ROE755**

- Designed for hollow metal and wood meeting stile applications
- Seal begins compressing at 5/16"; compresses to seal up to a 1/16" gap



**Notes for All Adhesive Gasketing:**

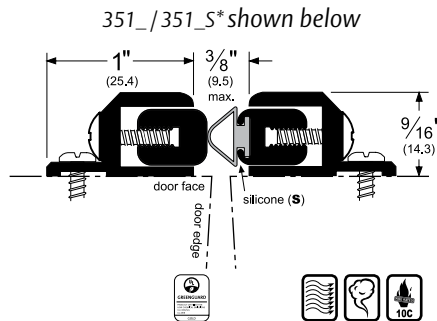
Storage and shelf life: All adhesive gaskets have a limited shelf life. This product must be installed within 6 months of purchase and must be stored between 50°F and 100°F. For further notes/details, please see Adhesive Gasketing section.

## Adjustable Astragals

- Available in 84", 96" and 120" lengths
- When used as split astragals on double doors, two lengths must be ordered: one for each door

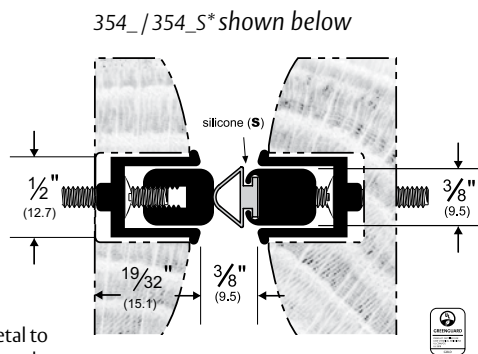
**351\_S**  
 AVAILABLE FINISHES:  
**B, C, D, G**  
 REPLACEMENT INSERT:  
**S4 (BL, GR)**

- Surface applied
- For use with square-edge or bevel-edge doors



**354\_S**  
 AVAILABLE FINISHES:  
**B, C, D, G**  
 REPLACEMENT INSERT:  
**S4 (BL, GR)**

- Fully mortised
- Designed for use with bullnose doors



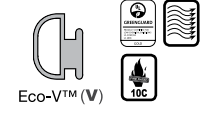
\*If you require split astragals in a metal to gasket configuration, you must order each leaf separately with your choice of insert in the tables to the right

### Alternate Inserts For 351

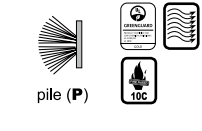
**351\_PK**  
 AVAILABLE FINISHES:  
**B, C, D, G**  
 REPLACEMENT INSERT:  
**PK4 (BL, GR)**



**351\_V**  
 AVAILABLE FINISHES:  
**B, C, D, G**  
 REPLACEMENT INSERT:  
**EV41 (BL, GR, W)**

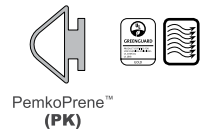


**351\_P**  
 AVAILABLE FINISHES:  
**B, C, D, G**  
 REPLACEMENT INSERT:  
**P2 (BL, GR)**

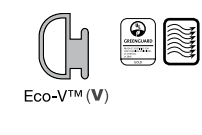


### Alternate Inserts For 354

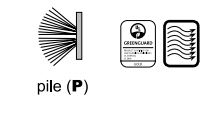
**354\_PK**  
 AVAILABLE FINISHES:  
**B, C, D, G**  
 REPLACEMENT INSERT:  
**PK4 (BL, GR)**



**354\_V**  
 AVAILABLE FINISHES:  
**B, C, D, G**  
 REPLACEMENT INSERT:  
**EV41 (BL, GR, W)**



**354\_P**  
 AVAILABLE FINISHES:  
**B, C, D, G**  
 REPLACEMENT INSERT:  
**P2 (BL, GR)**



AVAILABLE FINISHES FOR PRODUCTS SHOWN ON THIS PAGE (see General Information section for finish chart)  
**B** (Mill Finish Extruded Bronze [Brass]) **C** (Clear Anodized) **D** (Dark Bronze Anodized) **G** (Gold Anodized)  
 Special finishes available upon request  
 Gasket colors: **BL** (Black) **C** (Clear) **D** (Dark) **GR** (Gray) **W** (White)

**ASSA ABLOY**

The global leader in door opening solutions

800-346-7707 | www.pemko.com  
 Check the web site for the up-to-date catalog

Copyright © 2015-2017, Pemko Manufacturing Co., an ASSA ABLOY Group company. All rights reserved. Reproduction in whole or in part without the express written permission of Pemko Manufacturing Co. is prohibited.

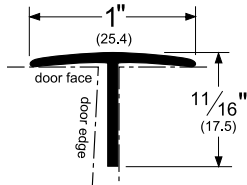


## "T" and Overlapping Astragals

### 359\_

AVAILABLE FINISHES:  
A, BDG, D

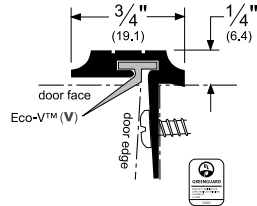
- Supplied with weatherstrip nails for installation



### 356\_V

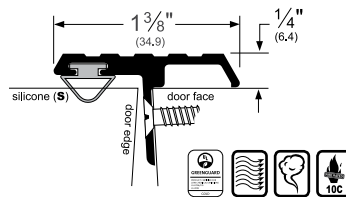
AVAILABLE FINISHES:  
A, BDG, D, PW, SN  
REPLACEMENT INSERT:  
EV17 (BL, GR, W)

- Countersink drilling with countersunk flathead screws also available upon request at no extra charge



### 355\_S

AVAILABLE FINISHES:  
B, BDG, C, D, G, PW, SN  
REPLACEMENT INSERT:  
S4 (BL, GR)



### Alternate Inserts For 355

#### 355\_V

AVAILABLE FINISHES:  
B, BDG, C, D, G, PW, SN  
REPLACEMENT INSERT:  
EV7 (BL, GR, W)



#### 355\_P

AVAILABLE FINISHES:  
B, BDG, C, D, G, PW, SN  
REPLACEMENT INSERT:  
P2 (BL, GR)



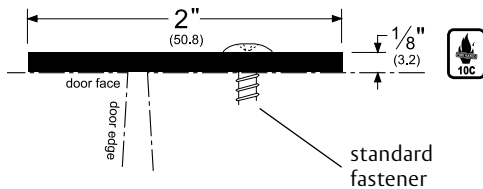
### 357\_

#### 357\_ND

AVAILABLE FINISHES:  
C, D, G, SP, SS (#4 Finish & #4 Edge)

#### 11 GAUGE

- "ND" denotes "no drill" (unless specified "ND", astragals are drilled)
- Standard fastener is #10 x 1" Truss Head SMS
- Lead-line option available

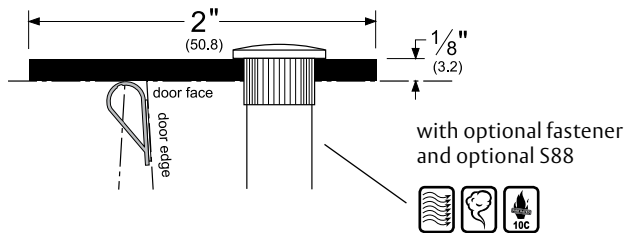


### 357\_ with S88

AVAILABLE FINISHES:  
SP, SS (#4 Finish & #4 Edge)

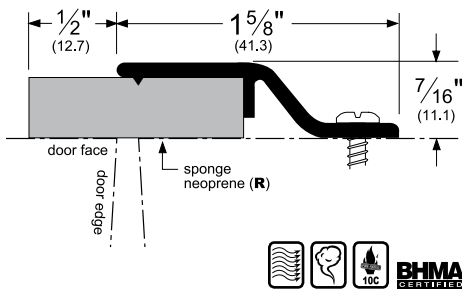
#### 11 GAUGE

- Standard fastener is #10 x 1" Truss Head SMS
- 1/4" - 20 machine screws and thru-bolts must be ordered separately at additional cost
- S88 seal must be ordered separately at an additional cost, if required
- If specifications state that an astragal is required to satisfy a fire and / or smoke opening, then a thru-bolted 357SP or SS in conjunction with S88 seal is the only configuration that can be used.



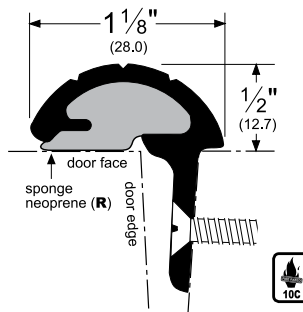
### 375\_R

AVAILABLE FINISHES: B, C, D, G  
REPLACEMENT INSERT: R4 (BL)  
ANSI: R3C634, R3C635



### 352\_R

AVAILABLE FINISHES: C, D, G  
REPLACEMENT INSERT: R8 (BL)  
For reverse bevel doors



AVAILABLE FINISHES FOR PRODUCTS SHOWN ON THIS PAGE (see General Information section for finish chart)  
A (Mill Finish Aluminum) B (Mill Finish Extruded Bronze [Brass]) BDG (Bright Dip Gold Anodized) C (Clear Anodized)  
D (Dark Bronze Anodized) G (Gold Anodized) PW (Painted White) SN (Satin Nickel Anodized) SP (Galvannealed Steel)  
SS (See Individual Part) Special finishes available upon request

800-346-7707 | www.pemko.com

Check the web site for the up-to-date catalog

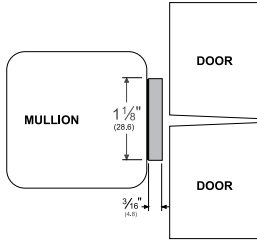
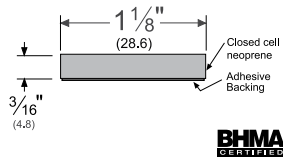
Copyright © 2015-2017, Pemko Manufacturing Co., an ASSA ABLOY Group company. All rights reserved.  
Reproduction in whole or in part without the express written permission of Pemko Manufacturing Co. is prohibited.

## ASSA ABLOY

The global leader in  
door opening solutions

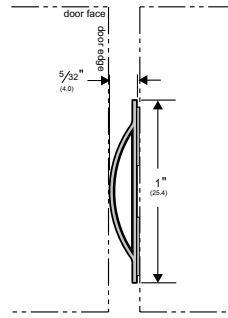
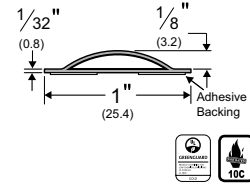
## Adhesive-Backed Mullion Gasketing

**5110\_**  
 AVAILABLE FINISH: **BL**  
 AVAILABLE LENGTHS: **120"**  
 ANSI: **ROC004**



## Adhesive Astragal Seal

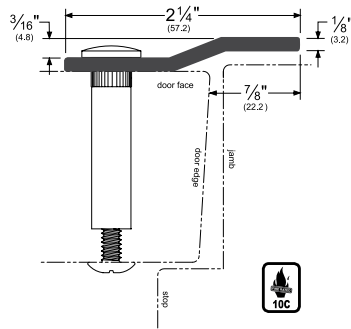
**S1125\_**  
 AVAILABLE FINISH: **BL**  
 AVAILABLE LENGTHS: **7, 8, 10**



## Offset Security Bar

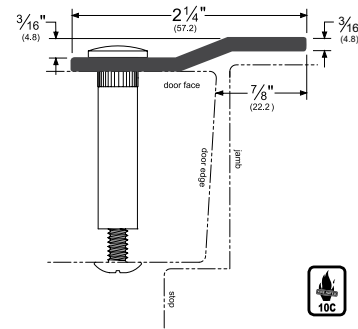
- For use on single outswing wood or metal doors
- Covers gap between the door and jamb for the full door height, preventing prying and manipulation

**3572\_**  
**3572\_ND**  
 AVAILABLE FINISHES:  
**SP, SS (#4 Finish & #4 Edge)**  
 AVAILABLE LENGTHS:  
**80", 84" and 96"**  
**10 GAUGE**



- 3572\_ supplied drilled 12" on center with 1/4" holes; "ND" denotes "no drill"

**3572PP7**  
**3572PP7ND**  
 AVAILABLE FINISHES:  
**PP**  
 AVAILABLE LENGTHS:  
**84"**  
**7 GAUGE**

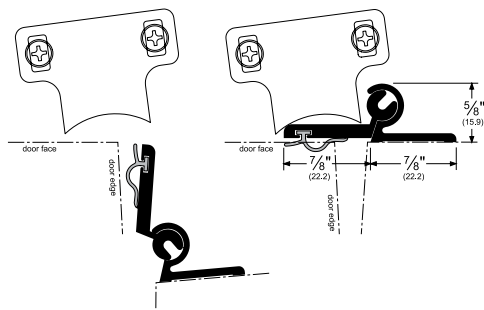


## Security Astragal

- Automatic security astragal for outswing pairs of wood and metal doors
- Discourages manipulation of panic-type hardware
- Astragal is held flush against other door by 1/2" thick cam (cam and mounting screws included)
- Anodized aluminum with Eco-V™ seal and stainless steel operating spring

- Either door may be active without requiring a coordinator
- Parts can be trimmed 12" maximum from each end
- Should be mounted prior to attaching panic hardware to eliminate the problem of interference
- Must be installed on the inside and top of a pair of outswing doors
- Longest length available is 96"

**378\_**  
 AVAILABLE FINISHES:  
**C, D, G**  
 REPLACEMENT INSERT:  
**EV23 (GR)**  
 AVAILABLE LENGTHS:  
**86", 96"**



AVAILABLE FINISHES FOR PRODUCTS SHOWN ON THIS PAGE (see General Information section for finish chart)  
**BL** (Black) **C** (Clear Anodized) **D** (Dark Bronze Anodized) **G** (Gold Anodized) **PP** (Prime Painted)  
**SP** (Galvanized Steel) **SS** (See Individual Part)  
 Special finishes available upon request

**ASSA ABLOY**

The global leader in  
 door opening solutions

800-346-7707 | www.pemko.com  
 Check the web site for the up-to-date catalog

Copyright © 2015-2017, Pemko Manufacturing Co., an ASSA ABLOY Group company. All rights reserved.  
 Reproduction in whole or in part without the express written permission of Pemko Manufacturing Co. is prohibited.

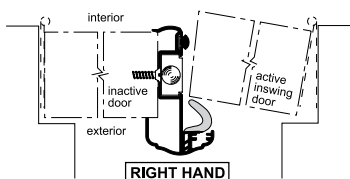
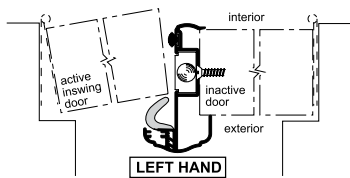


## Locking Astragals

- Weatherstripped astragals with locking spring bolts or slide bolts for 1 $\frac{3}{4}$ " inswing double doors
- Odd numbered astragals have economical smooth acting slide bolts. Slide bolts are 4" from the top/bottom standard; optional 18" slide bolt is available for easier access. Even numbered astragals have locking spring bolts. Both have full  $\frac{3}{8}$ " diameter steel bolts with 1 $\frac{1}{16}$ " throw. In the extended and locked position, locking spring bolts cannot be easily retracted by tampering. In the retracted position, the spring loaded bolts latch firmly, preventing marking of the floor and door header trim when opening or closing the inactive door
- Styles **3493** thru **3498** come with a molded sponge neoprene bottom seal
- All feature four-way adjustable strike plate mounting for latchbolt and deadbolt
- All come with a Eco-V™ snap-in cover strip to conceal the cutout and cover the mounting screws
- Astragal stock lengths are 80", 84", 96" and 120"
- A standard deadbolt punchout is  $\frac{3}{4}$ " x 4" at 40" on center Punchout supplied on request only
- For non-stock astragals, specify deadbolt punchout size and center distance from top end
- Specify handing using the handing chart on page 178 or 180

### Handing Chart For Astragals (For pages 177 thru 179)

- An astragal is handed by the hand of the active door. The hand of the active door is determined by the position of the hinges on the door, when viewed from the outside (the key side)



### Slimline style with slide bolt 3493\_S

REPLACEMENT INSERT: **S4 (BL, GR)**

### 3493\_V

REPLACEMENT INSERT: **EV67 (BL, W)**

AVAILABLE FINISHES:

**BDG, C, D, G, PW, SN**

- **3493** also available with 18" slide bolt (at additional cost) for easier access (specify "L" at the end of the product number for this option i.e. **3493\_VL**)

### Slimline style with locking spring bolt 3494\_S

REPLACEMENT INSERT: **S4 (BL, GR)**

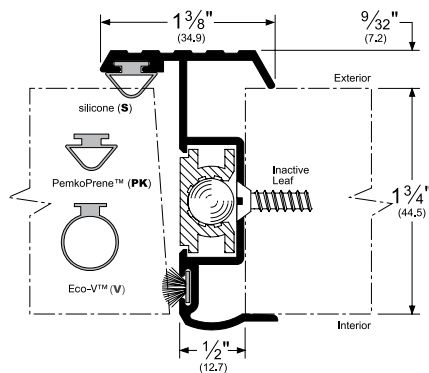
### 3494\_V

REPLACEMENT INSERT: **EV67 (BL, W)**

AVAILABLE FINISHES:

**BDG, C, D, G, PW, SN**

### Slimline Style

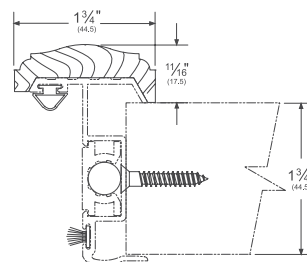


### Oak Fascia

**OAK349-96**

### Fir Fascia

**FIR349-96**



- Available in 96" length only
- The fascia is attached to the face of 3493/3494 locking metal astragals, providing a aesthetic appearance while utilizing the mechanical advantages of the locking metal astragals
- The fascia is supplied unfinished to allow for custom matching

AVAILABLE FINISHES FOR PRODUCTS SHOWN ON THIS PAGE (see General Information section for finish chart)  
**BDG** (Bright Dip Gold Anodized) **C** (Clear Anodized) **D** (Dark Bronze Anodized) **G** (Gold Anodized) **PW** (White)  
**SN** (Satin Nickel Anodized) Special finishes available upon request

800-346-7707 | www.pemko.com

Check the web site for the up-to-date catalog

Copyright © 2015-2017, Pemko Manufacturing Co., an ASSA ABLOY Group company. All rights reserved.  
 Reproduction in whole or in part without the express written permission of Pemko Manufacturing Co. is prohibited.

**ASSA ABLOY**

The global leader in  
door opening solutions

## Locking Astragals Colonial Style

Colonial style with slide bolt

3495\_M

REPLACEMENT INSERT: **MAG349 (D, W)**

3495\_Q

REPLACEMENT INSERT: **Q102 (D, W)**

AVAILABLE FINISHES: **BDG, C, D, PW, SN**

- 3495 available with 18" aluminum bar; specify "L" at the end of product number (i.e. 3498\_Q96L)

Colonial style with locking spring bolt

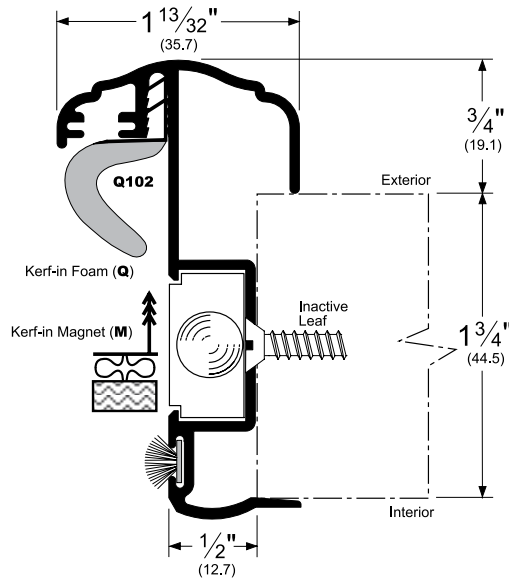
3496\_M

REPLACEMENT INSERT: **MAG349 (D, W)**

3496\_Q

REPLACEMENT INSERT: **Q102 (D, W)**

AVAILABLE FINISHES: **BDG, C, D, G, PW, SN**

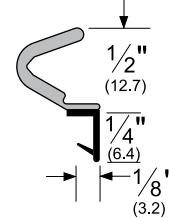


**Q108**

AVAILABLE FINISHES:

**BL, W**

Available with Q108 insert only upon request



## Colonial Style with Thermal Break

Colonial style with slide bolt and thermal break

3497\_M

REPLACEMENT INSERT: **MAG349 (D, W)**

3497\_Q

REPLACEMENT INSERT: **Q102 (D, W)**

AVAILABLE FINISHES: **BDG, C, D, PW**

- 3497 available with 18" aluminum bar; specify "L" at the end of product number (i.e. 3497\_M96L)

Colonial style with locking spring bolt and thermal break

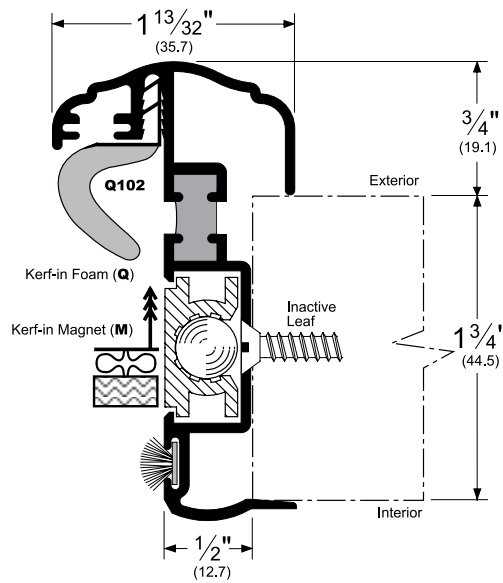
3498\_M

REPLACEMENT INSERT: **MAG349 (D, W)**

3498\_Q

REPLACEMENT INSERT: **Q102 (D, W)**

AVAILABLE FINISHES: **BDG, C, D, PW**



AVAILABLE FINISHES FOR PRODUCTS SHOWN ON THIS PAGE (see General Information section for finish chart)

**BDG** (Bright Dip Gold Anodized) **C** (Clear Anodized) **D** (Dark Bronze Anodized) **G** (Gold Anodized)

**PW** (White) **SN** (Satin Nickel Anodized)

Special finishes available upon request Kerf Colors: **BL** (Black) **W** (White)

**ASSA ABLOY**

The global leader in  
door opening solutions

800-346-7707 | www.pemko.com

Check the web site for the up-to-date catalog

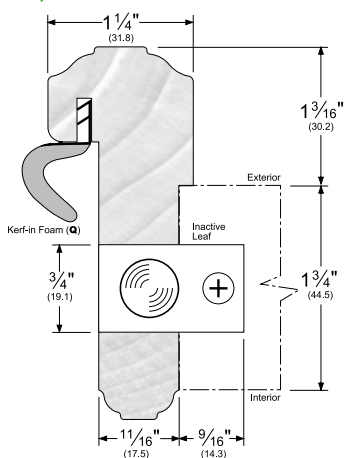
Copyright © 2015-2017, Pemko Manufacturing Co., an ASSA ABLOY Group company. All rights reserved. Reproduction in whole or in part without the express written permission of Pemko Manufacturing Co. is prohibited.

## Locking Wood Astragals

- Fir and Oak are clear, stain grade with no knots on visible surfaces
- **3481's** are supplied with a hardware kit including:  
Two (2) bright brass sliding type flush bolt assemblies

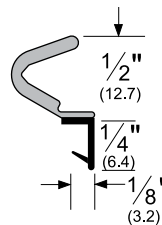
### 3481\_Q

AVAILABLE FINISHES:  
**FIR, OAK**



### Q108\_

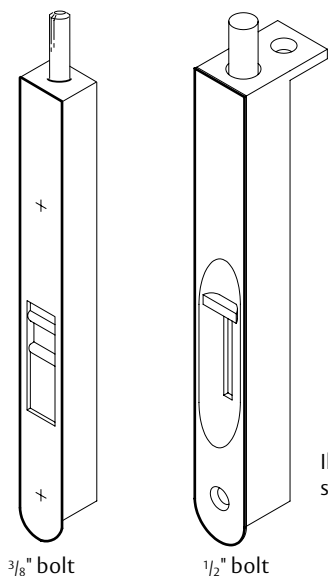
AVAILABLE FINISHES:  
**BL, W**  
**3481** available with **Q108**  
insert only upon request



### 3483FB

### 3481FB

- Flush bolt face plates for **3483FB** are 3/4" x 7".  
Face plates for **3481FB** are 3/4" x 6"
- A 3/4" x 9/16" x 1/8" notch at the top of the door is required for the flush bolt mounting flange on 3481FB
- Flush bolt assemblies for locking wood astragals can be purchased separately

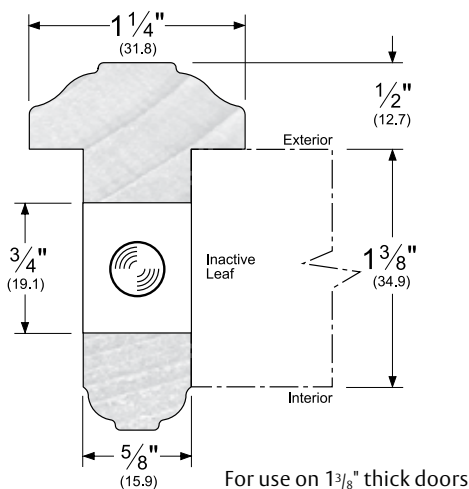


Illustrations not to scale.

### 3483\_ (0 flush bolts)

### 34831\_ (1 flush bolt)

AVAILABLE FINISHES:  
**FIR, OAK**



AVAILABLE FINISHES FOR PRODUCTS SHOWN ON THIS PAGE (see General Information section for finish chart)  
**FIR** (Natural Unfinished Fir) **OAK** (Natural Unfinished Oak)  
Kerf Colors: **BL** (Black) **W** (White)

800-346-7707 | www.pemko.com

Check the web site for the up-to-date catalog

Copyright © 2015-2017, Pemko Manufacturing Co., an ASSA ABLOY Group company. All rights reserved.  
Reproduction in whole or in part without the express written permission of Pemko Manufacturing Co. is prohibited.

**ASSA ABLOY**

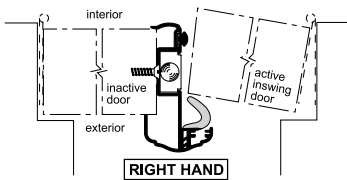
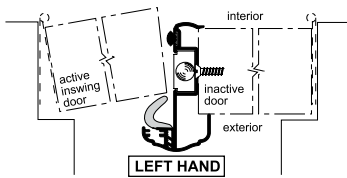
The global leader in  
door opening solutions

## Outswing Locking Astragals

- Weatherstripped astragals with locking spring bolts or slide bolts for 1 3/4" outswing double doors. Slide bolts are 18" from the top/bottom for easier access
- Odd numbered astragals have economical smooth acting slide bolts. Even numbered astragals have locking spring bolts. Both have full 3/8" diameter steel bolts with 1 1/16" throw for improved locking strength. In the extended and locked position, locking spring bolts cannot be easily retracted by tampering. In the retracted position, the spring loaded bolts latch firmly, thus preventing marking of the floor and door header trim when opening or closing the inactive door
- All come with a Eco-V™ snap-in cover strip to conceal the cutout and to cover the mounting screws
- All feature four-way adjustable strike plate mounting for latchbolt and deadbolt
- All styles come with a molded sponge neoprene bottom seal
- Each astragal comes complete with an installation kit and detailed instructions
- Specify punchout locations with your order
- Specify handing using the handing chart below

### Handing Chart For Astragals (For pages 179 thru 180)

- An astragal is handed by the hand of the active door. The hand of the active door is determined by the position of the hinges on the door, when viewed from the outside (the key side)



## Slimline Style

### Slimline style with slide bolt

3443\_S

REPLACEMENT INSERT:

S4 (BL, GR)

AVAILABLE FINISHES:

C, D, PW

3443 available with 18" aluminum bar; specify "L" at the end of product number (i.e. 3443\_S96L)

### Slimline style with locking spring bolt

3444\_S

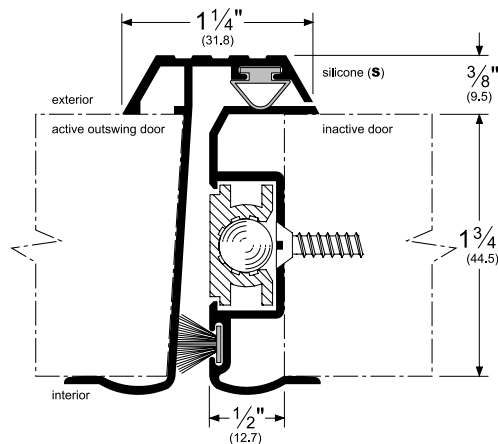
REPLACEMENT INSERT:

S4 (BL, GR)

AVAILABLE FINISHES:

C, D, PW

## Slimline Style



AVAILABLE FINISHES FOR PRODUCTS SHOWN ON THIS PAGE (see General Information section for finish chart)  
C (Clear Anodized) D (Dark Bronze Anodized) PW (White)

**ASSA ABLOY**

The global leader in  
door opening solutions

800-346-7707 | www.pemko.com

Check the web site for the up-to-date catalog

Copyright © 2015-2017, Pemko Manufacturing Co., an ASSA ABLOY Group company. All rights reserved.  
Reproduction in whole or in part without the express written permission of Pemko Manufacturing Co. is prohibited.

# Pemko Brush Gasketing



## CONTENTS:

- 180° Aluminum Retainers ..... 182-183
- 180° Concealed Fastener Retainers ..... 183
- 90° Aluminum Retainers ..... 184
- 45° Concealed Fastener Retainers ..... 184
- 45° Aluminum Retainers ..... 185
- 35° Aluminum Retainers ..... 186
- Mortise Retainers ..... 186
- Aluminum Retainers with Rain Drip ..... 186
- Oak Retainers ..... 186
- Meeting Stiles ..... 187
- Automatic Door Bottoms ..... 188

## INDEX:

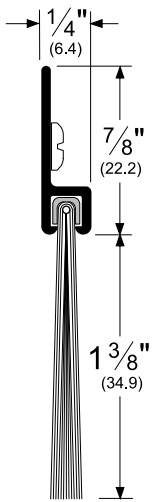
<u>PRODUCT</u>	<u>PAGE</u>	<u>PRODUCT</u>	<u>PAGE</u>	<u>PRODUCT</u>	<u>PAGE</u>
345	186	18062W	186	45041	185
411	188	18100	183	45061	185
434	188	18100W	186	45062	185
3452	186	18137	182	45100	185
4131	188	18175	182	45137	185
4301	188	18250	182	45175	185
5025	186	18400	182	45250	185
5041	186	18950	182	45400	185
5061	186	29324	183, 187	90041	184
5100	186	29326	183, 187	90062	184
18041	183, 187	29344	184	90100	184
18050	183	29346	184	90137	184
18061	183, 187	35041	186	293100	183
18062	183	35061	186		

# 180° Aluminum Retainers

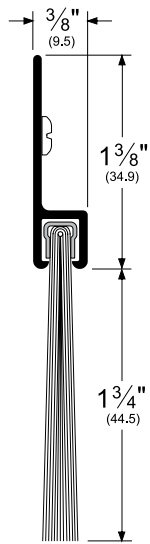
- All brush seals consist of densely compressed nylon filaments encased in a high quality aluminum retainer. These products are ideally suited for hollow metal and wood door applications. Also use PEMKO's brush weatherstripping product on overhead, section, sliding, and automatic doors
- All brush seals reduce the infiltration of light, air, wind, rain, and snow; prevent heat loss; and control the penetration of smoke and fumes
- Brush remains flexible down to -40°F and has a melting point above 400°F

- UV stable, dependable, long-lasting, cost-effective
- Punched with slotted holes for adjustment (except 35° angle types which are drilled with 1/8" hole)
- Naturally repels rodents and spiders; can be sprayed with household pest repellent for additional pest control
- 18950\_NB does not come punched or drilled unless specified otherwise

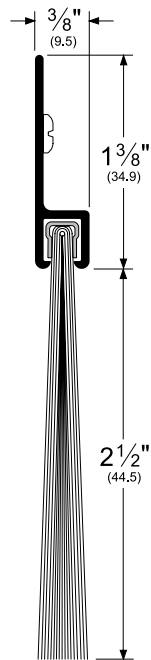
**18137\_NB**  
 AVAILABLE FINISHES:  
**C, D, G, PW**  
 REPLACEMENT INSERT:  
**P38137 (BL, GR, W)**  
 ANSI: **R3A434**



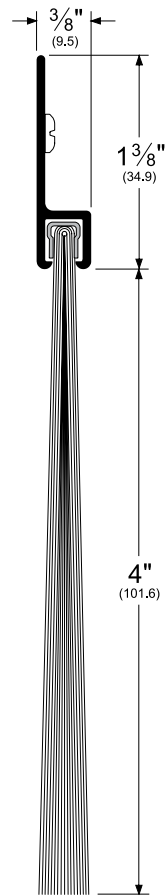
**18175\_NB**  
 AVAILABLE FINISHES:  
**C, D, G**  
 REPLACEMENT INSERT:  
**P58175 (BL, GR)**  
 ANSI: **R3A434**



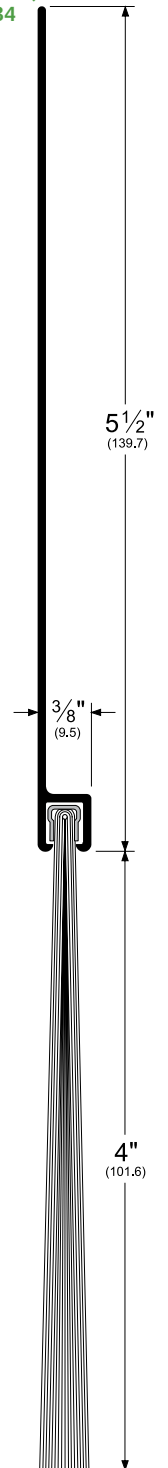
**18250\_NB**  
 AVAILABLE FINISHES:  
**C, D, G**  
 REPLACEMENT INSERT:  
**P58250 (BL, GR)**  
 ANSI: **R3A434**



**18400\_NB**  
 AVAILABLE FINISHES:  
**C, D, G**  
 REPLACEMENT INSERT:  
**P58400 (BL, GR)**  
 ANSI: **R3A434**



**18950\_NB**  
 AVAILABLE FINISHES: **C, D**  
 REPLACEMENT INSERT:  
**P58400 (BL, GR)**  
 ANSI: **R3A434**



NOTE: Products shown in this section may not be drawn to scale.

AVAILABLE FINISHES FOR PRODUCTS SHOWN ON THIS PAGE (see General Information section for finish chart)

C (Clear Anodized) D (Dark Bronze Anodized) G (Gold Anodized) PW (Painted White)

Special finishes available upon request

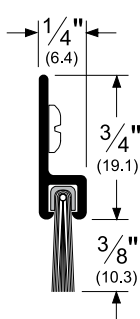
**ASSA ABLOY**

The global leader in door opening solutions

## 180° Aluminum Retainers (Cont.)

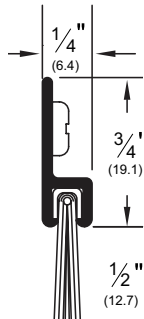
### 18041\_NB

AVAILABLE FINISHES:  
**C, D, G, PW, SN**  
 REPLACEMENT INSERT:  
**P516041 (BL, GR)**  
 ANSI: **R3A134, R3A164, R3A734**



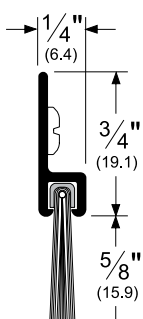
### 18050\_NB

AVAILABLE FINISHES:  
**C, D, G, PW, SN**  
 REPLACEMENT INSERT:  
**P516050 (BL, GR)**  
 ANSI: **R3A434, R3A734**



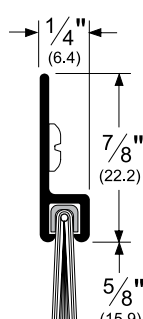
### 18061\_NB

AVAILABLE FINISHES:  
**C, D, G, PW, SN**  
 REPLACEMENT INSERT:  
**P516062 (BL, GR, W)**  
 ANSI: **R3A434, R3A734**



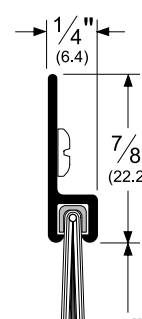
### 18062\_NB

AVAILABLE FINISHES:  
**C, D, G, PW**  
 REPLACEMENT INSERT:  
**P38062 (BL, GR, W)**  
 ANSI: **R3A434**



### 18100\_NB

AVAILABLE FINISHES:  
**C, D, G, PW**  
 REPLACEMENT INSERT:  
**P38100 (BL, GR)**  
 ANSI: **R3A434**



#### Alternate Inserts For 18041

### 18041\_SB

AVAILABLE FINISHES: **C, D, G, SN**  
 REPLACEMENT INSERT: **P3 (BL, GR)**

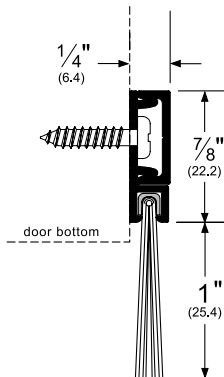


## 180° Concealed Fastener Retainers

- Aluminum snap cover conceals mounting screws to provide a clean aesthetic appearance
- Replacement snap cover is item \_29316; when ordering, identify finish and length
- Cover snaps securely into place to deter vandalism

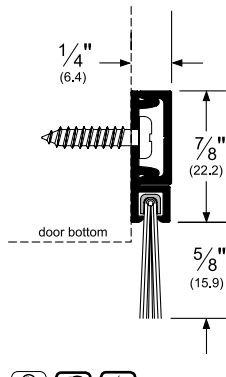
### 293100\_NB

AVAILABLE FINISHES:  
**C, D**  
 REPLACEMENT INSERT:  
**P516100 (BL, GR, W)**  
 ANSI: **R3A434**



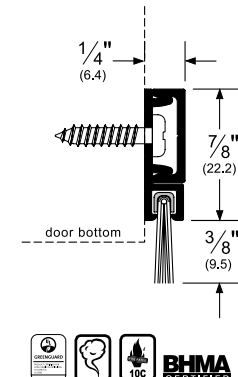
### 29326\_NB

AVAILABLE FINISHES:  
**C, D, G**  
 REPLACEMENT INSERT:  
**P516062 (BL, GR, W)**  
 ANSI: **R3A434**



### 29324\_NB

AVAILABLE FINISHES:  
**C, D, G**  
 REPLACEMENT INSERT:  
**P516041 (BL, GR)**  
 ANSI: **R3A434**



#### Alternate Insert For 29324

### 29324\_SB

AVAILABLE FINISHES: **C, D**  
 REPLACEMENT INSERT: **P3 (BL, GR)**



NOTE: Products shown in this section may not be drawn to scale.

AVAILABLE FINISHES FOR PRODUCTS SHOWN ON THIS PAGE (see General Information section for finish chart)

**C** (Clear Anodized) **D** (Dark Bronze Anodized) **G** (Gold Anodized) **PW** (Painted White) **SN** (Satin Nickel Anodized)

Special finishes available upon request

800-346-7707 | www.pemko.com

Check the web site for the up-to-date catalog

Copyright © 2015-2017, Pemko Manufacturing Co., an ASSA ABLOY Group company. All rights reserved.  
 Reproduction in whole or in part without the express written permission of Pemko Manufacturing Co. is prohibited.

# ASSA ABLOY

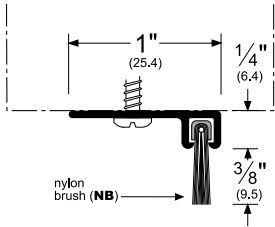
The global leader in  
 door opening solutions

## 90° Aluminum Retainers

- Design permits use as a concealed seal for many applications
- Slotted holes for easy adjustment

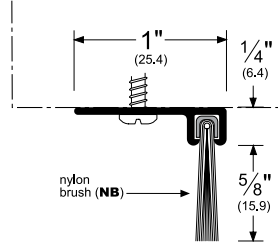
### 90041\_NB

AVAILABLE FINISHES: C, D  
REPLACEMENT INSERT:  
P516041 (BL, GR, W)  
ANSI: R3A164, R3A414



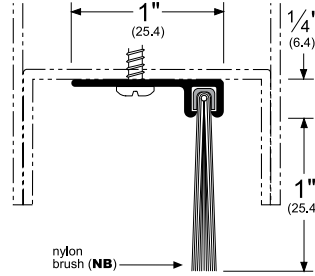
### 90062\_NB

AVAILABLE FINISHES: C, D  
REPLACEMENT INSERT:  
P516062 (BL, GR, W)  
ANSI: R3A164, R3A414



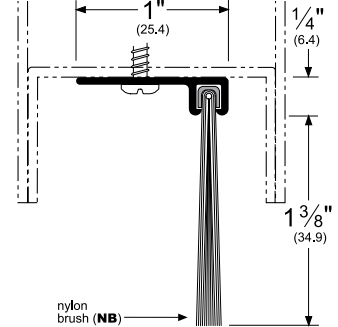
### 90100\_NB

AVAILABLE FINISHES: C, D, G  
REPLACEMENT INSERT:  
P516100 (BL, GR, W)  
ANSI: R3A414



### 90137\_NB

AVAILABLE FINISHES: C, D, G  
REPLACEMENT INSERT:  
P516137 (BL, GR, W)  
ANSI: R3A414



Alternate Insert For 90041

### 90041\_SB

AVAILABLE FINISHES: C, D  
REPLACEMENT INSERT: P3 (BL, GR)



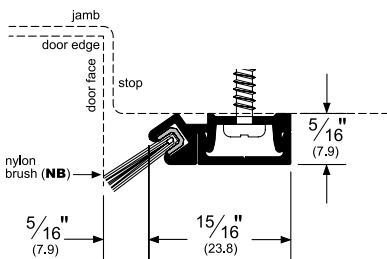
soft brush (SB)

## 45° Concealed Fastener Retainers

- Replacement snap cover is item \_29316-.  
When ordering, identify finish and length

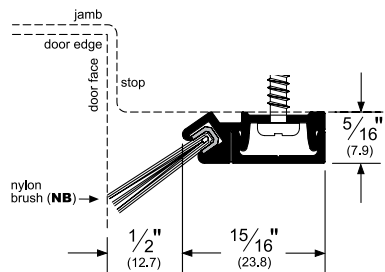
### 29344\_NB

AVAILABLE FINISHES: C, D  
REPLACEMENT INSERT: P516041 (BL, GR)  
ANSI: R3A164



### 29346\_NB

AVAILABLE FINISHES: C, D  
REPLACEMENT INSERT: P516062 (BL, GR, W)  
ANSI: R3A164



Alternate Insert For 29344

### 29344\_SB

AVAILABLE FINISHES: C, D  
REPLACEMENT INSERT: P3 (BL, GR)



soft brush (SB)

NOTE: Products shown in this section may not be drawn to scale.

AVAILABLE FINISHES FOR PRODUCTS SHOWN ON THIS PAGE (see General Information section for finish chart)

C (Clear Anodized) D (Dark Bronze Anodized) G (Gold Anodized)

Special finishes available upon request

**ASSA ABLOY**

The global leader in  
door opening solutions

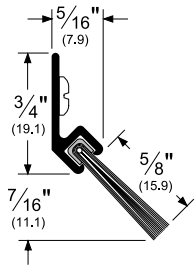


# 45° Aluminum Retainers

- Slotted holes for easy adjustment

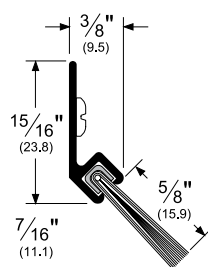
## 45061\_NB

AVAILABLE FINISHES: **C, D, G, SN**  
 REPLACEMENT INSERT:  
**P516062 (BL, GR, W)**  
 ANSI: **R3A164**



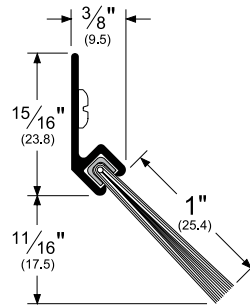
## 45062\_NB

AVAILABLE FINISHES: **C, D, G, PW**  
 REPLACEMENT INSERT:  
**P38062 (BL, GR, W)**  
 ANSI: **R3A164**



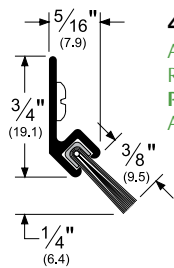
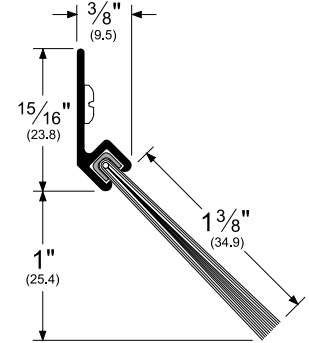
## 45100\_NB

AVAILABLE FINISHES: **C, D, G, PW**  
 REPLACEMENT INSERT:  
**P38100 (BL, GR)**  
 ANSI: **R3A164**



## 45137\_NB

AVAILABLE FINISHES: **C, D, PW**  
 REPLACEMENT INSERT:  
**P58137 (BL, GR, W)**  
 ANSI: **R3A164**



## 45041\_NB

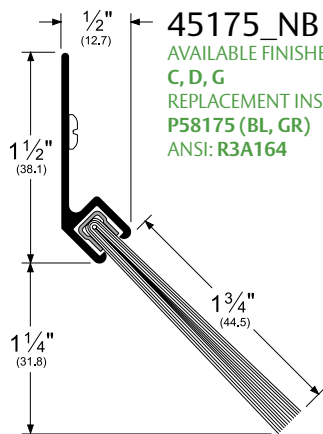
AVAILABLE FINISHES: **C, D, G, SN**  
 REPLACEMENT INSERT:  
**P516041 (BL, GR)**  
 ANSI: **R3A164**



Alternate Insert For 45041

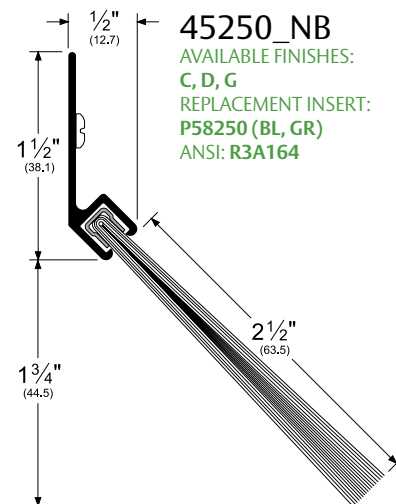
## 45041\_SB

AVAILABLE FINISHES: **C, D, G, SN**  
 REPLACEMENT INSERT: **P3 (BL, GR)**



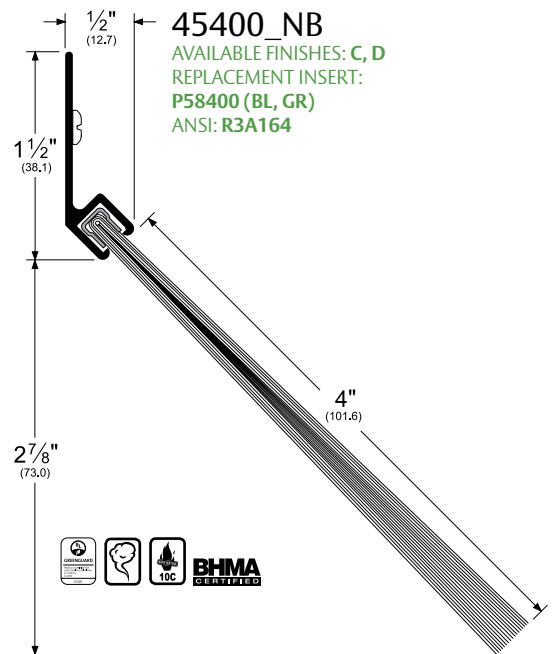
## 45175\_NB

AVAILABLE FINISHES:  
**C, D, G**  
 REPLACEMENT INSERT:  
**P58175 (BL, GR)**  
 ANSI: **R3A164**



## 45250\_NB

AVAILABLE FINISHES:  
**C, D, G**  
 REPLACEMENT INSERT:  
**P58250 (BL, GR)**  
 ANSI: **R3A164**



## 45400\_NB

AVAILABLE FINISHES: **C, D**  
 REPLACEMENT INSERT:  
**P58400 (BL, GR)**  
 ANSI: **R3A164**



NOTE: Products shown in this section may not be drawn to scale.

AVAILABLE FINISHES FOR PRODUCTS SHOWN ON THIS PAGE (see General Information section for finish chart)

**C** (Clear Anodized) **D** (Dark Bronze Anodized) **G** (Gold Anodized) **PW** (Painted White) **SN** (Satin Nickel)

Special finishes available upon request

800-346-7707 | www.pemko.com

Check the web site for the up-to-date catalog

Copyright © 2015-2017, Pemko Manufacturing Co., an ASSA ABLOY Group company. All rights reserved.  
 Reproduction in whole or in part without the express written permission of Pemko Manufacturing Co. is prohibited.

# ASSA ABLOY

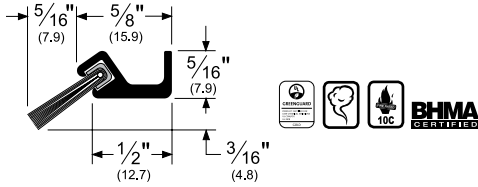
The global leader in  
 door opening solutions

## 35° Aluminum Retainers

- These products have 1/8" drilled fastener holes

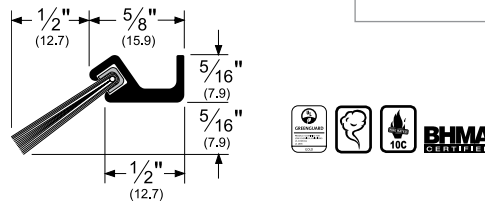
### 35041\_NB

AVAILABLE FINISHES: **C, D, G**  
 REPLACEMENT INSERT:  
**P516041 (BL, GR)**  
 ANSI: **R3A164**



### 35061\_NB

AVAILABLE FINISHES: **C, D, G**  
 REPLACEMENT INSERT:  
**P516062 (BL, GR, W)**  
 ANSI: **R3A164**



### Alternate Insert For 35041

#### 35041\_SB

AVAILABLE FINISHES: **C, D, G**  
 REPLACEMENT INSERT: **P3 (BL, GR)**

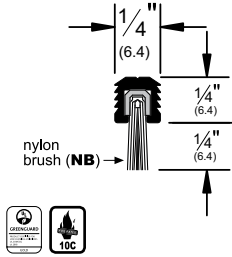


## Mortise Retainers

- The ultimate design for concealed weatherstrip needs
- Can be used on doors, windows and more

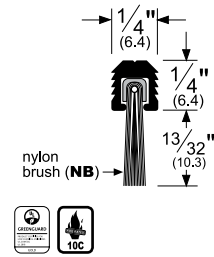
### 5025\_NB

AVAILABLE FINISH: **A**  
 REPLACEMENT INSERT:  
**P14025 (BL, GR)**



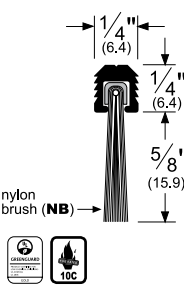
### 5041\_NB

AVAILABLE FINISH: **A**  
 REPLACEMENT INSERT:  
**P516041 (BL, GR)**



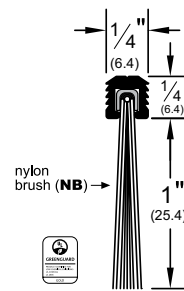
### 5061\_NB

AVAILABLE FINISH: **A**  
 REPLACEMENT INSERT:  
**P516062 (BL, GR, W)**



### 5100\_NB

AVAILABLE FINISH: **A**  
 REPLACEMENT INSERT:  
**P516100 (BL, GR, W)**



### Alternate Insert For 5025 and 5041

#### 5025\_SB

AVAILABLE FINISHES: **A**  
 REPLACEMENT INSERT:  
**SB14025 (BL, GR)**



#### 5041\_SB

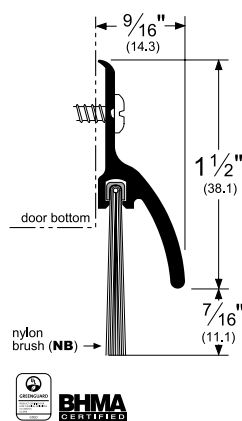
AVAILABLE FINISHES: **A**  
 REPLACEMENT INSERT:  
**P3 (BL, GR)**

## Aluminum Retainer with Rain Drip

- These products have 1/8" drilled fastener holes

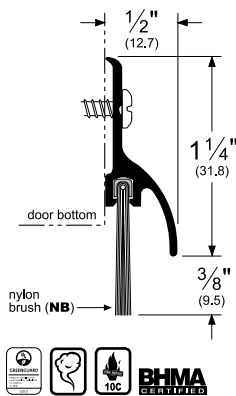
### 3452\_NB

AVAILABLE FINISHES:  
**A, BDG, C, D, G, PW, SN**  
 REPLACEMENT INSERT:  
**P14075 (BL, GR)**  
 ANSI: **R3A534**



### 345\_NB

AVAILABLE FINISHES:  
**A, BDG, D, G, PW**  
 REPLACEMENT INSERT:  
**P14100 (BL, GR)**  
 ANSI: **R3A534**

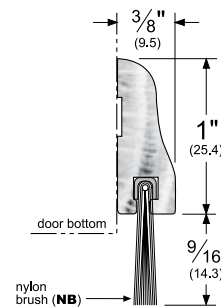


## Oak Retainers 36" Wide

- These products have 1/8" drilled fastener holes

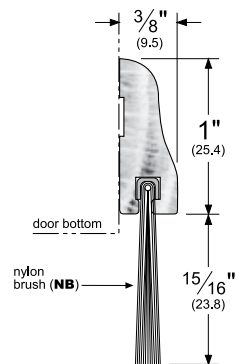
### 18062WNB

AVAILABLE FINISH: **W**  
 REPLACEMENT INSERT:  
**P516062 (BL, GR, W)**



### 18100WNB

AVAILABLE FINISH: **W**  
 REPLACEMENT INSERT:  
**P516100 (BL, GR)**



NOTE: Products shown in this section may not be drawn to scale.

AVAILABLE FINISHES FOR PRODUCTS SHOWN ON THIS PAGE (see General Information section for finish chart)  
**A** (Mill Finish Aluminum) **BDG** (Bright Dip Gold Anodized) **C** (Clear Anodized) **D** (Dark Bronze Anodized)  
**G** (Gold Anodized) **PW** (Painted White) **SN** (Satin Nickel Anodized) **W** (Unfinished Solid Oak)

# ASSA ABLOY

The global leader in  
 door opening solutions

800-346-7707 | www.pemko.com

Check the web site for the up-to-date catalog

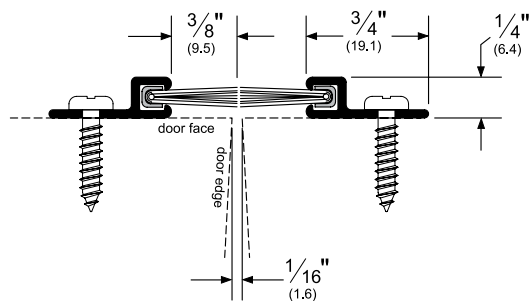
Copyright © 2015-2017, Pemko Manufacturing Co., an ASSA ABLOY Group company. All rights reserved.  
 Reproduction in whole or in part without the express written permission of Pemko Manufacturing Co. is prohibited.

## Meeting Stiles

- Astragals and Meeting Stiles with a fire label may be mounted on pairs of doors wherein the gap meets the requirements of NFPA 80-2013, 6.3.1.7.1 **“The clearance between... the meeting edges of doors swinging in pairs on the pull side shall be 1/8" ± 1/16" (3.18mm ± 1.59mm) for steel doors and shall not exceed 1/8" (3.18mm) for wood doors”**
- Snap cover helps prevent vandalism and adds an attractive finished look by concealing the fasteners
- Replacement snap cover is item \_29316. When ordering, identify finish and length
- NOTE: Although drawn with a gap between the brush, when installed, these brush products SHOULD make contact. Brush should mesh from 1/32" to 1/16"

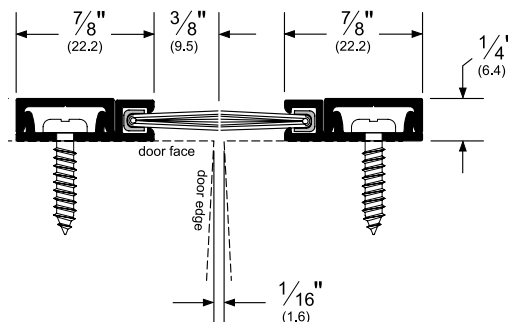
### 18041\_NB

AVAILABLE FINISHES: **C, D, G, SN**  
 REPLACEMENT INSERT: **P516041 (BL, GR)**  
 ANSI: **R3A734**



### 29324\_NB

AVAILABLE FINISHES: **C, D, G, SN**  
 REPLACEMENT INSERT: **P516041 (BL, GR)**  
 ANSI: **R3A434, R3A435**



#### Alternate Insert For 18041

### 18041\_SB

AVAILABLE FINISHES **C, D, G, SN**  
 REPLACEMENT INSERT: **P3 (BL, GR)**



soft brush (SB)

#### Alternate Insert For 29324

### 29324\_SB

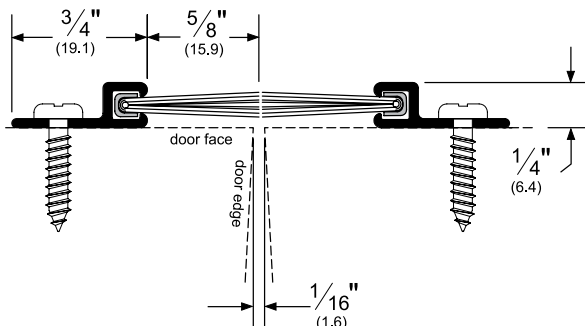
AVAILABLE FINISHES: **C, D, G, SN**  
 REPLACEMENT INSERT: **P3 (BL, GR)**



soft brush (SB)

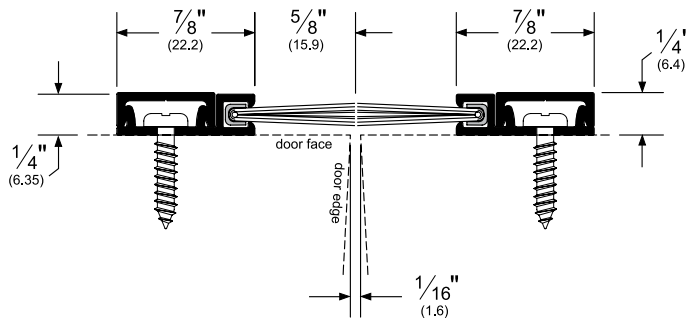
### 18061\_NB

AVAILABLE FINISHES: **C, D, G, SN**  
 REPLACEMENT INSERT: **P516062 (BL, GR, W)**  
 ANSI: **R3A734**



### 29326\_NB

AVAILABLE FINISHES: **C, D, G, SN**  
 REPLACEMENT INSERT: **P516062 (BL, GR, W)**  
 ANSI: **R3A764, R3A765**



NOTE: Products shown in this section may not be drawn to scale.

AVAILABLE FINISHES FOR PRODUCTS SHOWN ON THIS PAGE (see General Information section for finish chart)  
**C** (Clear Anodized) **D** (Dark Bronze Anodized) **G** (Gold Anodized) **SN** (Satin Nickel Anodized)

800-346-7707 | www.pemko.com

Check the web site for the up-to-date catalog

Copyright © 2015-2017, Pemko Manufacturing Co., an ASSA ABLOY Group company. All rights reserved.  
 Reproduction in whole or in part without the express written permission of Pemko Manufacturing Co. is prohibited.

**ASSA ABLOY**

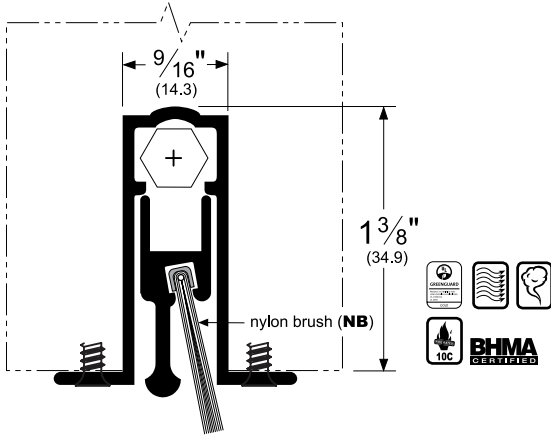
The global leader in  
 door opening solutions

## Automatic Door Bottoms

- When ordering 4131 or 4301, specify if the automatic door bottom is for a semi-mortise application so that shorter screws can be provided

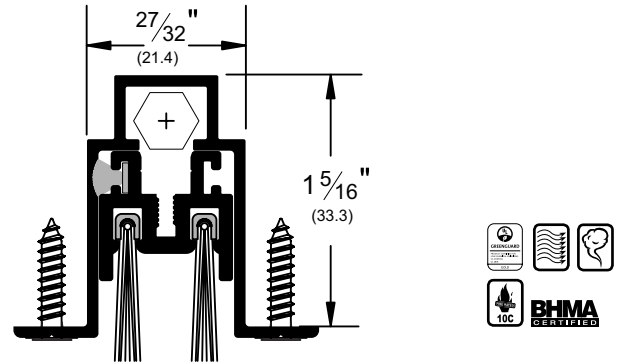
### 411\_NBL

AVAILABLE FINISH: A  
 REPLACEMENT INSERT: P14075BL (BL, GR)  
 ANSI: R3A324, R3A325



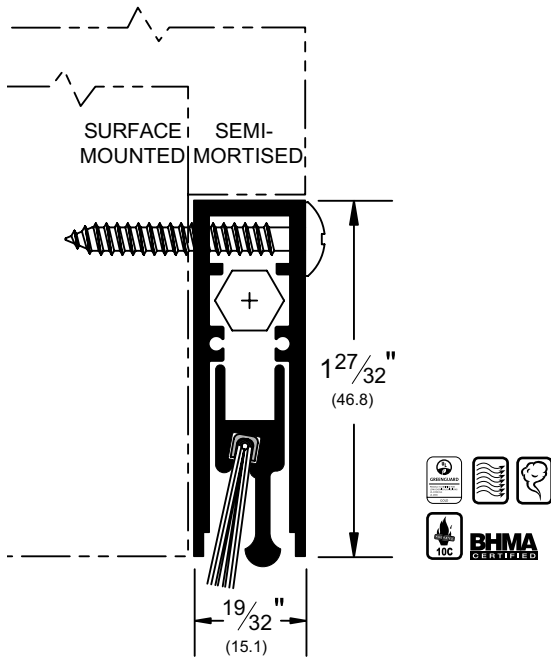
### 434\_NBL

AVAILABLE FINISH: A  
 REPLACEMENT INSERT: P516075BL (BL)  
 ANSI: R3A324, R3A325



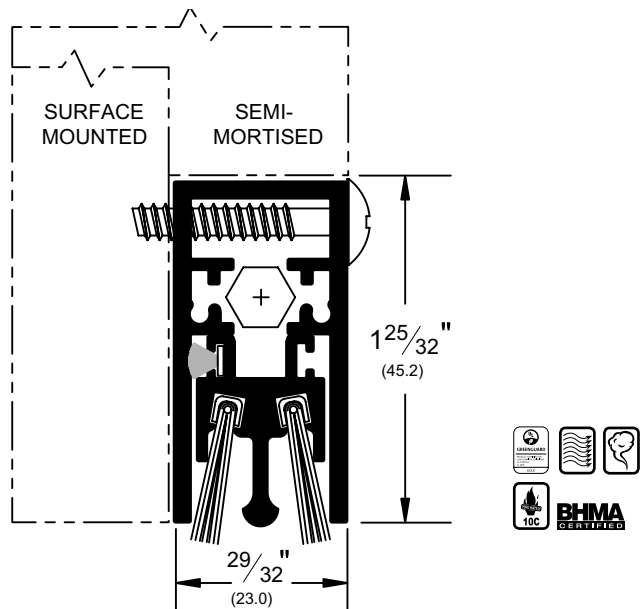
### 4131\_NBL

AVAILABLE FINISHES: BDG, C, D, G, SN  
 REPLACEMENT INSERT: P14075BL (BL, GR)  
 ANSI: R3A334, R3A335, R3A344, R3A345



### 4301\_NBL

AVAILABLE FINISHES: C, D  
 REPLACEMENT INSERT: P516075BL (BL)  
 ANSI: R3A334, R3A335, R3A344, R3A345



NOTE: Products shown in this section may not be drawn to scale.

AVAILABLE FINISHES FOR PRODUCTS SHOWN ON THIS PAGE (see General Information section for finish chart)

A (Mill Finish Aluminum) BDG (Bright Dip Gold Anodized) C (Clear Anodized) D (Dark Bronze Anodized)

G (Gold Anodized) SN (Satin Nickel Anodized)

# ASSA ABLOY

The global leader in  
 door opening solutions

800-346-7707 | www.pemko.com

Check the web site for the up-to-date catalog

Copyright © 2015-2017, Pemko Manufacturing Co., an ASSA ABLOY Group company. All rights reserved.  
 Reproduction in whole or in part without the express written permission of Pemko Manufacturing Co. is prohibited.

# Pemko Perimeter Gasketing

## CONTENTS:

Standard Perimeter Gasketing.....	190-193
Stainless Steel Perimeter Gasketing .....	194
Adjustable Jamb Gasketing.....	195
Heavy Duty Interlock Perimeter Gasketing.....	195
Heavy Duty Perimeter Gasketing - Head Section .....	196
Heavy Duty Perimeter Gasketing - Standard Jamb .....	197
Snap Cover Perimeter Gasketing with Concealed Fasteners.....	198
Kerf-In Weatherstrip -Foam, Silicone .....	199
Kerf-In Weatherstrip -Thermoplastic .....	200
Magnetic Kerf-In Weatherstrip.....	200
Adhesive Perimeter Gasketing.....	200-201
Microshield Adhesive Gasketing.....	201
Interlock Weatherstrip For Wood Doors .....	202
Interlock Weatherstrip For Wood Windows.....	202
Cushion/Spring Weatherstrip .....	203
Fasteners for Cushion, Spring, and Interlock Weatherstrip.....	203

## INDEX:

PRODUCT	PAGE	PRODUCT	PAGE	PRODUCT	PAGE
2P.....	202	315SS.....	194	29346.....	198
4C.....	202	3151.....	192	AM44.....	201
4P.....	202	316.....	190	AM88.....	201
6C.....	202	319.....	191	MAG349.....	200
10.....	202	319SS.....	194	NL1634.....	203
30.....	202	322.....	195	NL1678.....	203
41M.....	202	329.....	191	NL13516.....	203
43.....	202	330.....	192	P50.....	200
70C-100.....	203	331.....	202	P51B17.....	203
70D-100.....	203	332.....	191	PK33.....	201
70E-100.....	203	335.....	195	PK52.....	200
70F-100.....	203	336.....	195	PK55.....	201
71.....	203	350.....	195	Q102.....	199
73.....	203	375.....	193	Q103.....	199
74.....	203	379.....	195	Q106.....	199
75.....	203	2815_M.....	200	Q107.....	199
285.....	192	2891.....	196	Q108.....	199
290.....	197	2892.....	196	S44.....	200
294.....	193	2893.....	196	S442.....	201
296.....	192	28945.....	196	S52.....	199
297.....	190	2902.....	197	S77.....	201
303.....	190	2903.....	197	S88.....	200
305.....	191	29045.....	197	S104.....	199
305SS.....	194	29310.....	198	S105.....	199
306.....	193	29313.....	198	S109.....	199
309.....	193	29321.....	198	S771x6.....	201
312.....	192	29326.....	198	S773.....	200
315.....	192	29344.....	198	S776.....	201

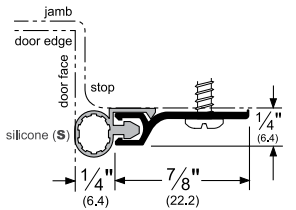


## Standard Perimeter Gasketing

- Rigid jamb weatherstrip shown mounted on openings with  $\frac{1}{16}$ " gaps; however, each weatherstrip can seal gaps up to the depth of its seal. Seal depth provided on each illustration (example: the 303 has a  $\frac{1}{4}$ " seal; therefore, it can seal up to a  $\frac{1}{4}$ " gap)
- Punched on 6" centers with slotted holes for adjustment. Models 294, 303, and 306 are available with self-adhesive two-sided tape (TST) and tek screws (3 slotted holes per part) for easy installation. To obtain this option, add "TST" to the end of the part when ordering (example: 303AVTST)

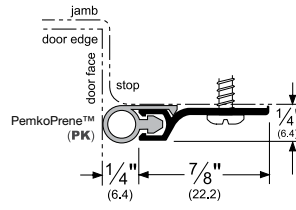
### 303\_S

AVAILABLE FINISHES:  
**A, BDG, C, D, G, PW, SN**  
 REPLACEMENT INSERT: **S3 (BL, GR, W)**  
 ANSI: **R3E164, R3E165**



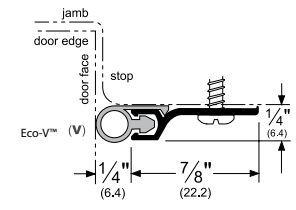
### 303\_PK

AVAILABLE FINISHES:  
**A, BDG, C, D, G, PW, SN**  
 REPLACEMENT INSERT: **PK47 (BL, GR, W)**  
 ANSI: **R3G164**



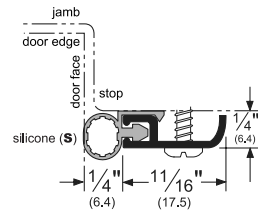
### 303\_V

AVAILABLE FINISHES:  
**A, BDG, C, D, G, PW, SN**  
 REPLACEMENT INSERT: **EV47 (BL, GR, W)**



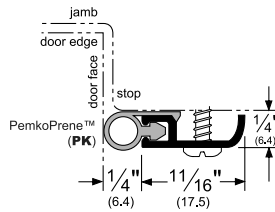
### 316\_S

AVAILABLE FINISHES: **A, BDG, D, G**  
 REPLACEMENT INSERT: **S3 (BL, GR, W)**  
 ANSI: **R3E164, R3E165**



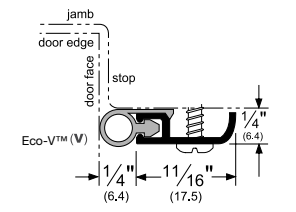
### 316\_PK

AVAILABLE FINISHES: **A, BDG, D, G**  
 REPLACEMENT INSERT: **PK47 (BL, GR, W)**  
 ANSI: **R3G164, R3G165**



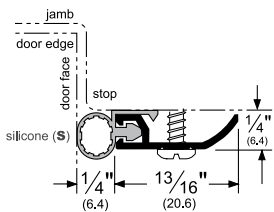
### 316\_V

AVAILABLE FINISHES: **A, BDG, D, G**  
 REPLACEMENT INSERT: **EV47 (BL, GR, W)**



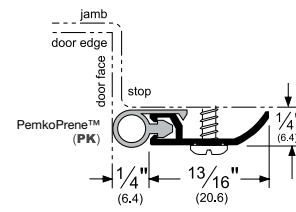
### 297\_S

AVAILABLE FINISHES: **A, BDG, D, G, PW, SN**  
 REPLACEMENT INSERT: **S3 (BL, GR, W)**  
 ANSI: **R3E164, R3E165**



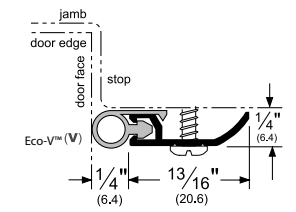
### 297\_PK

AVAILABLE FINISHES: **A, BDG, D, G, PW, SN**  
 REPLACEMENT INSERT: **PK47 (BL, GR, W)**  
 ANSI: **R3G164, R3G165**



### 297\_V

AVAILABLE FINISHES: **A, BDG, D, G, PW, SN**  
 REPLACEMENT INSERT: **EV47 (BL, GR, W)**



NOTE: Products shown in this section may not be drawn to scale.

AVAILABLE FINISHES FOR PRODUCTS SHOWN ON THIS PAGE (see General Information section for finish chart)

**A** (Mill Finish Aluminum) **BDG** (Bright Dip Gold Anodized) **C** (Clear Anodized) **D** (Dark Bronze Anodized)  
**G** (Gold Anodized) **PW** (Painted White) **SN** (Satin Nickel Anodized)

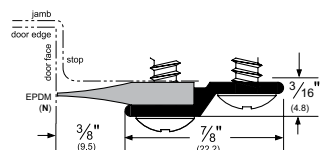
# ASSA ABLOY

The global leader in  
 door opening solutions

## Standard Perimeter Gasketing (Cont.)

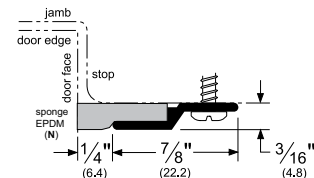
### 305\_N

AVAILABLE FINISHES: **B, C, D, G**  
 REPLACEMENT INSERT: **E2 (BL, GR)**  
 ANSI (alum): **R3G164, R3G165**  
 ANSI (brass): **R1G164, R1G165**



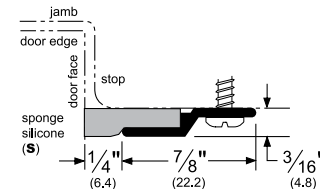
### 305\_R

AVAILABLE FINISHES: **B, C, D, G**  
 REPLACEMENT INSERT: **ER1 (BL)**  
 ANSI (alum): **R3G164, R3G165**  
 ANSI (brass): **R1G164, R1G165**



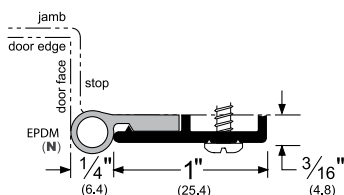
### 305\_S

AVAILABLE FINISHES: **B, C, D, G**  
 REPLACEMENT INSERT: **SR1 (BL)**  
 ANSI: **R3E164, R3E165**



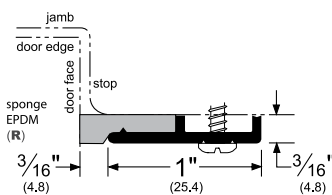
### 319\_N

AVAILABLE FINISHES: **C, D, G**  
 REPLACEMENT INSERT: **E11 (BL)**  
 ANSI: **R3G164, R3G165**



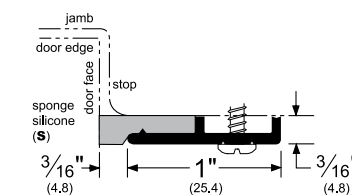
### 319\_R

AVAILABLE FINISHES: **C, D, G**  
 REPLACEMENT INSERT: **ER1 (BL)**  
 ANSI: **R3G164, R3G165**



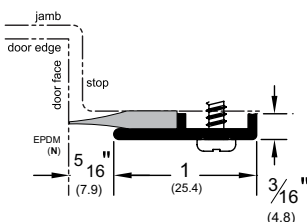
### 319\_S

AVAILABLE FINISHES: **C, D, G**  
 REPLACEMENT INSERT: **SR1 (BL)**  
 ANSI: **R3E165**



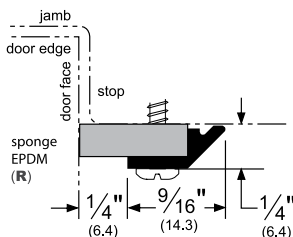
### 329\_N

AVAILABLE FINISHES **A, BDG, D, G, PW, SN**  
 REPLACEMENT INSERT: **E2 (BL, GR)**  
 ANSI: **R3G164, R3G165**



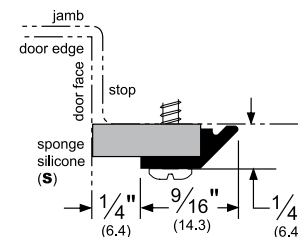
### 322\_R

AVAILABLE FINISHES: **C, D, G**  
 REPLACEMENT INSERT: **ER1 (BL)**  
 ANSI: **R3G164, R3G165**



### 322\_S

AVAILABLE FINISHES: **C, D, G**  
 REPLACEMENT INSERT: **SR1 (BL)**  
 ANSI: **R3E164, R3E165**



NOTE: Products shown in this section may not be drawn to scale.

AVAILABLE FINISHES FOR PRODUCTS SHOWN ON THIS PAGE (see General Information section for finish chart)  
**A** (Mill Finish Aluminum) **B** (Mill Finish Extruded Bronze [Brass]) **BDG** (Bright Dip Gold Anodized) **C** (Clear Anodized)  
**D** (Dark Bronze Anodized) **G** (Gold Anodized) **PW** (Painted White) **SN** (Satin Nickel Anodized)

800-346-7707 | www.pemko.com

Check the web site for the up-to-date catalog

Copyright © 2015-2017, Pemko Manufacturing Co., an ASSA ABLOY Group company. All rights reserved.  
 Reproduction in whole or in part without the express written permission of Pemko Manufacturing Co. is prohibited.

**ASSA ABLOY**

The global leader in  
 door opening solutions

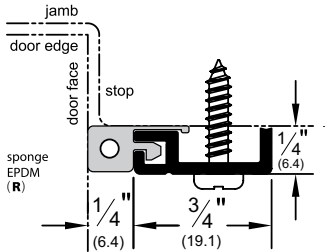


# Standard Perimeter Gasketing (Cont.)

## 312\_R

AVAILABLE FINISHES: **B, C, D, G**  
 REPLACEMENT INSERT: **ER9BL (BL)**  
 ANSI (alum): **R3G164, R3G165**

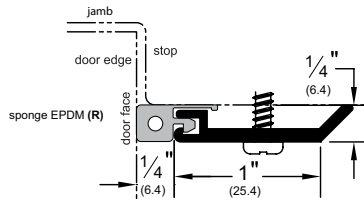
- 312BR is being redesigned. Consult website for current profile.



## 315\_R

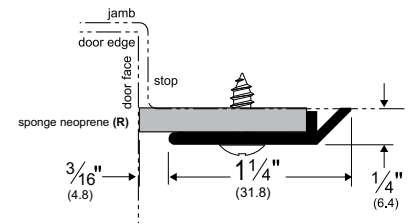
AVAILABLE FINISHES: **B, C, D, G**  
 REPLACEMENT INSERT: **ER9BL (BL)**  
 ANSI (alum): **R3G164, R3G165**

- 315BR is being redesigned. Consult website for current profile.



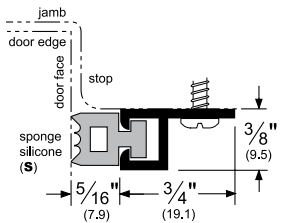
## 3151\_R

AVAILABLE FINISHES: **C, D, G**  
 REPLACEMENT INSERT: **ER2 (BL)**  
 ANSI (alum): **R3G164**



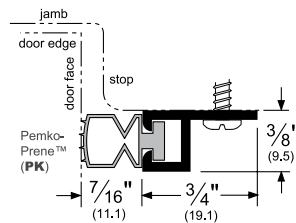
## 296\_S

AVAILABLE FINISHES: **C, D, G**  
 REPLACEMENT INSERT: **SR6 (BL)**  
 ANSI (alum): **R3E164, R3E165**



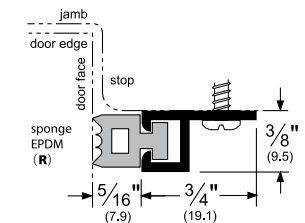
## 296\_PK

AVAILABLE FINISHES: **C, D, G**  
 REPLACEMENT INSERT: **PK4132 (BL)**  
 ANSI (alum): **R3G164, R3G165**



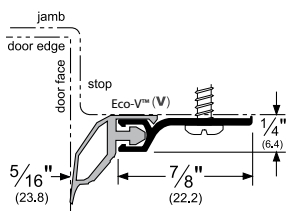
## 296\_R

AVAILABLE FINISHES: **C, D, G**  
 REPLACEMENT INSERT: **E7 (BL)**  
 ANSI (alum): **R3G164, R3G165**



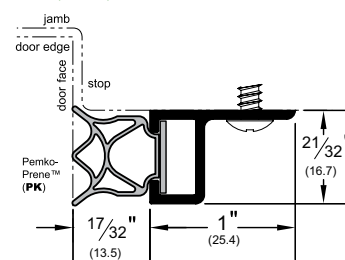
## 330\_V

AVAILABLE FINISHES: **A, BDG, D, G, PW, SN**  
 REPLACEMENT INSERT: **EV61 (BL, GR)**



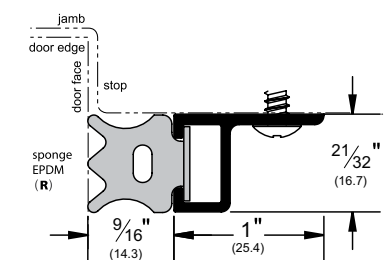
## 285\_PK

AVAILABLE FINISHES: **C, D, G**  
 REPLACEMENT INSERT: **PK4304 (BL)**  
 ANSI (alum): **R3G164, R3G165**



## 285\_R

AVAILABLE FINISHES: **C, D, G**  
 REPLACEMENT INSERT: **E4303 (BL)**  
 ANSI (alum): **R3G166**



NOTE: Products shown in this section may not be drawn to scale.

AVAILABLE FINISHES FOR PRODUCTS SHOWN ON THIS PAGE (see General Information section for finish chart)

**A** (Mill Finish Aluminum) **B** (Mill Finish Extruded Bronze [Brass]) **BDG** (Bright Dip Gold Anodized)

**C** (Clear Anodized) **D** (Dark Bronze Anodized) **G** (Gold Anodized) **PW** (Painted White) **SN** (Satin Nickel Anodized)

# ASSA ABLOY

The global leader in door opening solutions

800-346-7707 | www.pemko.com

Check the web site for the up-to-date catalog

Copyright © 2015-2017, Pemko Manufacturing Co., an ASSA ABLOY Group company. All rights reserved. Reproduction in whole or in part without the express written permission of Pemko Manufacturing Co. is prohibited.

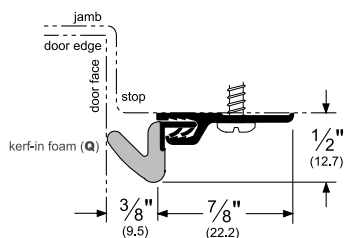


## Standard Perimeter Gasketing (Cont.)

### 306\_Q

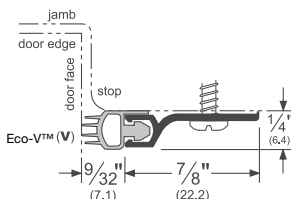
AVAILABLE FINISHES: **A, D, PW**  
REPLACEMENT INSERT: **Q103 (D, W)**

- Minimum space between the door face and the stop is  $\frac{3}{16}$ "; maximum space is  $\frac{5}{16}$ "
- Note insert color when ordering:  
Dark Brown (D) or White (W)



### 306\_V

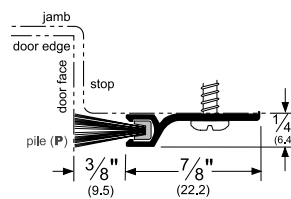
AVAILABLE FINISHES: **A, BDG, D, G, PW, SN**  
REPLACEMENT INSERT: **EV59 (BL, GR, W)**



### 309\_P

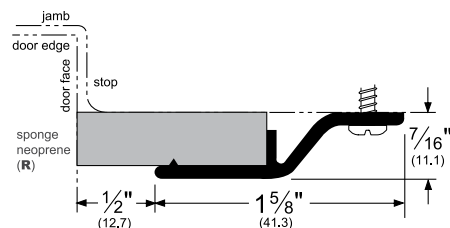
AVAILABLE FINISHES: **A, BDG, D, G, PW, SN**  
REPLACEMENT INSERT: **P3 (BL, GR)**

- Minimum space between the door face and the stop is  $\frac{3}{16}$ "; maximum space is  $\frac{5}{16}$ "



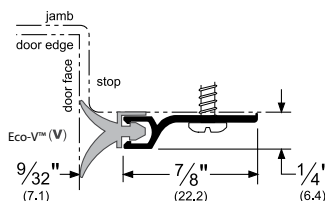
### 375\_R

AVAILABLE FINISHES: **B, C, D, G**  
REPLACEMENT INSERT: **R4 (BL)**  
ANSI (alum): **R3C164, R3C165**



### 294\_V

AVAILABLE FINISHES: **A, BDG, D, G, PW, SN**  
REPLACEMENT INSERT: **EV60 (GR)**



NOTE: Products shown in this section may not be drawn to scale.

AVAILABLE FINISHES FOR PRODUCTS SHOWN ON THIS PAGE (see General Information section for finish chart)

**A** (Mill Finish Aluminum) **B** (Mill Finish Extruded Bronze [Brass]) **BDG** (Bright Dip Gold Anodized)  
**C** (Clear Anodized) **D** (Dark Bronze Anodized) **G** (Gold Anodized) **PW** (Painted White) **SN** (Satin Nickel Anodized)

800-346-7707 | www.pemko.com

Check the web site for the up-to-date catalog

Copyright © 2015-2017, Pemko Manufacturing Co., an ASSA ABLOY Group company. All rights reserved.  
Reproduction in whole or in part without the express written permission of Pemko Manufacturing Co. is prohibited.

**ASSA ABLOY**

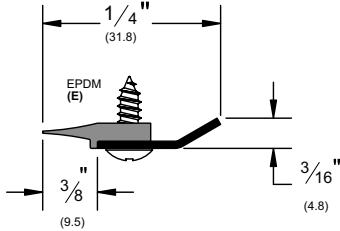
The global leader in  
door opening solutions

# Stainless Steel Perimeter Gasketing

- Stainless Steel is a tough and durable material that tolerates exposure to chemicals and heavy use
- Manufactured from 430 Stainless Steel
- Easy to clean to meet sanitary requirements
- Long lasting with low cost of ownership

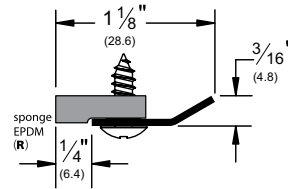
## 305SSE

AVAILABLE FINISH: **SS (#4 Finish)**  
 REPLACEMENT INSERT: **E2 (BL, GR)**  
 ANSI: **R5G164, R5G165**



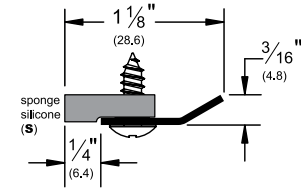
## 305SSR

AVAILABLE FINISH: **SS (#4 Finish)**  
 REPLACEMENT INSERT: **ER1 (BL)**  
 ANSI: **R5G164, R5G165**



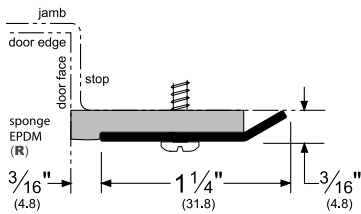
## 305SSS

AVAILABLE FINISH: **SS (#4 Finish)**  
 REPLACEMENT INSERT: **SR1 (BL)**  
 ANSI: **R5E164, R5E165**



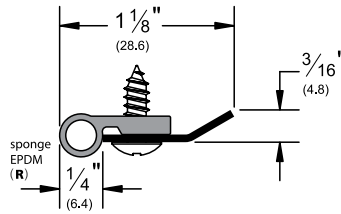
## 315SSR

AVAILABLE FINISH: **SS (#4 Finish)**  
 REPLACEMENT INSERT: **ER2 (BL)**  
 ANSI: **R5G164, R5G165**



## 319SSR

AVAILABLE FINISH: **SS (#4 Finish)**  
 REPLACEMENT INSERT: **E11 (BL)**  
 ANSI: **R5G164, R5G165**



NOTE: Products shown in this section may not be drawn to scale.

AVAILABLE FINISHES FOR PRODUCTS SHOWN ON THIS PAGE (see General Information section for finish chart)  
**A** (Mill Finish Aluminum) **B** (Mill Finish Extruded Bronze [Brass]) **BDG** (Bright Dip Gold Anodized)  
**C** (Clear Anodized) **D** (Dark Bronze Anodized) **G** (Gold Anodized) **PW** (Painted White) **SN** (Satin Nickel Anodized)  
**SS** (See Individual Part)

# ASSA ABLOY

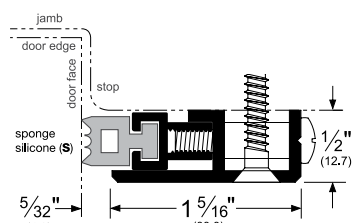
The global leader in  
 door opening solutions

## Adjustable Jamb Gasketing

- Adjustable jamb gasketing is shown mounted on openings with  $\frac{1}{16}$ " gaps; however, each weatherstrip can seal gaps up to  $\frac{1}{4}$ "
- Adjustable jamb weatherstrip can adjust  $\frac{3}{16}$ " out from the position illustrated

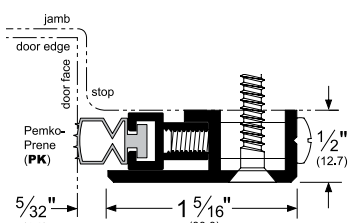
### 379\_S

AVAILABLE FINISHES: C, D, G  
REPLACEMENT INSERT: SR6 (BL)  
ANSI: R3E264, R3E265



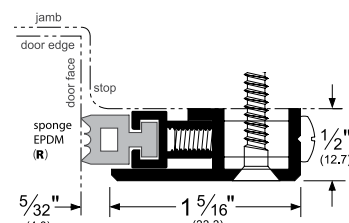
### 379\_PK

AVAILABLE FINISHES: C, D, G  
REPLACEMENT INSERT: PK4132 (BL)  
ANSI: R3G164, R3G165



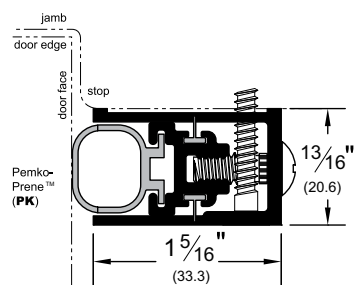
### 379\_R

AVAILABLE FINISHES: C, D, G  
REPLACEMENT INSERT: E7 (BL)  
ANSI: R3G164, R3G165



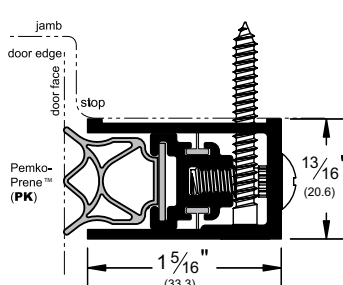
### 322\_SPK

AVAILABLE FINISHES: C, D, G  
REPLACEMENT INSERT: PK121 (BL)



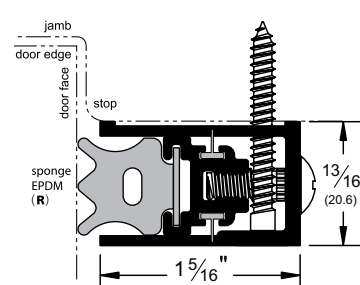
### 350\_SPK

AVAILABLE FINISHES: C, D, G  
REPLACEMENT INSERT: PK4304 (BL)  
ANSI: R3G164, R3G165



### 350\_SR

AVAILABLE FINISHES: C, D, G  
REPLACEMENT INSERT: E4303 (BL)  
ANSI: R3G164, R3G165



## Heavy Duty Interlock Perimeter Gasketing

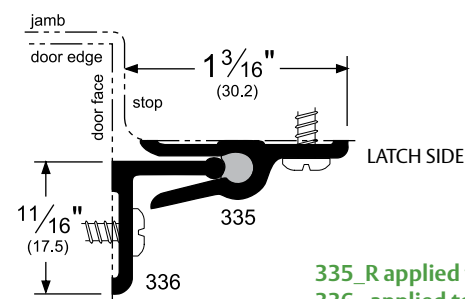
### 335\_R

AVAILABLE FINISHES: A, D

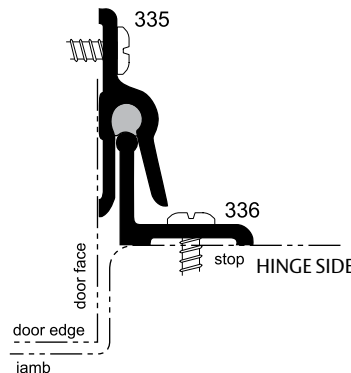
### 336\_

AVAILABLE FINISHES: A, D

NOTE: Diagram consists of two parts, each sold separately.



335\_R applied to jamb;  
336\_ applied to door.



NOTE: Products shown in this section may not be drawn to scale.

AVAILABLE FINISHES FOR PRODUCTS SHOWN ON THIS PAGE (see General Information section for finish chart)  
A (Mill Finish Aluminum) C (Clear Anodized) D (Dark Bronze Anodized) G (Gold Anodized)

800-346-7707 | www.pemko.com

Check the web site for the up-to-date catalog

Copyright © 2015-2017, Pemko Manufacturing Co., an ASSA ABLOY Group company. All rights reserved.  
Reproduction in whole or in part without the express written permission of Pemko Manufacturing Co. is prohibited.

**ASSA ABLOY**

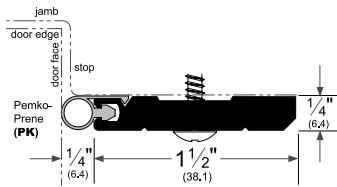
The global leader in  
door opening solutions

# Heavy Duty Perimeter Gasketing - Head Section

- For the head section of the frame where a parallel arm closer bracket or other hardware is required. Supplied undrilled (36") or drilled (80" and above) and supplied with sheet metal screws for mounting
- If used as a stop, flat head machine screws can be provided upon request and take a countersunk #10 hole. PEMKO will drill the head member only if drilling instructions for countersink holes are provided
- All gasketing shown below is sold individually

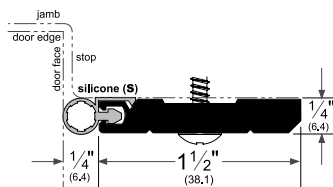
## 2891\_PK

AVAILABLE FINISHES: **A, D, G**  
 REPLACEMENT INSERT: **PK47 (BL, GR)**  
 ANSI: **R3G164, R3E165**



## 2891\_S

AVAILABLE FINISHES: **A, D, G**  
 REPLACEMENT INSERT: **S3 (BL, GR, W)**  
 ANSI: **R3E164, R3E165**



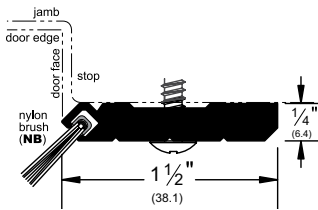
**2891\_PK**  
1 per door standard

**290\_PK**  
2 per door standard

When ordering a head section such as 2891\_PK, two corresponding side sections (i.e. 290\_PK) should also be ordered for the latch and hinge sides of the frame.

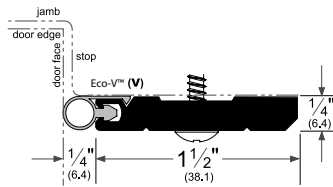
## 28945\_NB

AVAILABLE FINISHES: **A, D, G**  
 REPLACEMENT INSERT: **P14050 (BL, GR)**  
 ANSI: **R3A164, R3A165**



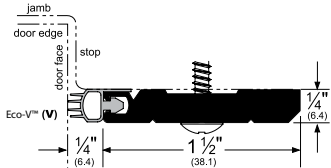
## 2891\_V

AVAILABLE FINISHES: **A, D**  
 REPLACEMENT INSERT: **EV47 (BL, GR, W)**



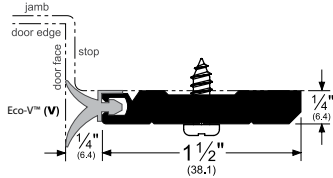
## 2892\_V

AVAILABLE FINISHES: **A, D**  
 REPLACEMENT INSERT: **EV59 (BL, GR, W)**



## 2893\_V

AVAILABLE FINISHES: **A, D**  
 REPLACEMENT INSERT: **EV60 (GR)**



NOTE: Products shown in this section may not be drawn to scale.

AVAILABLE FINISHES FOR PRODUCTS SHOWN ON THIS PAGE (see General Information section for finish chart)  
**A** (Mill Finish Aluminum) **D** (Dark Bronze Anodized) **G** (Gold Anodized)

Special finishes available upon request

# ASSA ABLOY

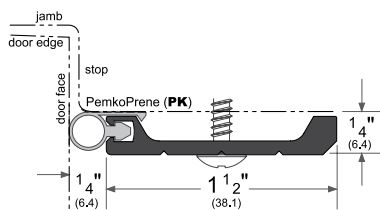
The global leader in door opening solutions

## Heavy Duty Perimeter Gasketing - Standard Jamb

- For the head section of the frame where a parallel arm closer bracket or other hardware is required. Supplied undrilled (36") or drilled (80" and above) and supplied with sheet metal screws for mounting
- If used as a stop, flat head machine screws can be provided upon request and take a countersunk #10 hole. PEMKO will drill the head member only if drilling instructions for countersink holes are provided
- All gasketing shown below is sold individually

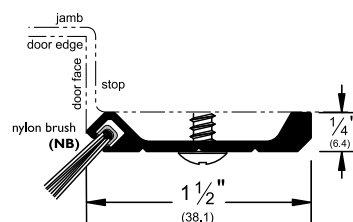
### 290\_PK

AVAILABLE FINISHES: **A, D, G**  
 REPLACEMENT INSERT: **PK47 (BL, GR)**  
 ANSI: **R3G164, R3G165**



### 29045\_NB

AVAILABLE FINISHES: **A, D, G**  
 REPLACEMENT INSERT: **P14050 (BL, GR)**  
 ANSI: **R3A164, R3A165**



### Alternate Inserts For 290

#### 290\_S

AVAILABLE FINISHES: **A, D, G**  
 REPLACEMENT INSERT: **S3 (BL, GR, W)**  
 ANSI: **R3E164, R3E165**



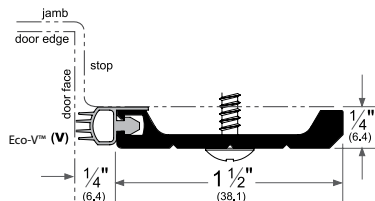
#### 290\_V

AVAILABLE FINISHES: **A, D, G**  
 REPLACEMENT INSERT: **EV47 (BL, GR, W)**



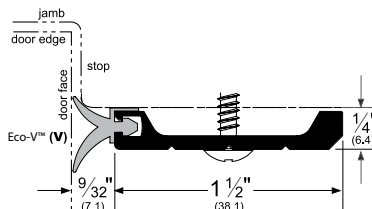
### 2902\_V

AVAILABLE FINISHES: **A, D, G**  
 REPLACEMENT INSERT: **EV59 (BL, GR, W)**



### 2903\_V

AVAILABLE FINISHES: **A, D, G**  
 REPLACEMENT INSERT: **EV60 (GR)**

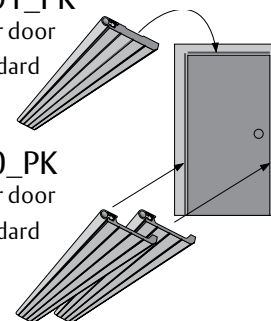


### 2891\_PK

1 per door  
 standard

### 290\_PK

2 per door  
 standard



When ordering a head section such as 2891\_PK, two corresponding side sections (i.e. 290\_PK) should also be ordered for the latch and hinge sides of the frame.

NOTE: Products shown in this section may not be drawn to scale.

AVAILABLE FINISHES FOR PRODUCTS SHOWN ON THIS PAGE (see General Information section for finish chart)  
**A** (Mill Finish Aluminum) **D** (Dark Bronze Anodized) **G** (Gold Anodized)

800-346-7707 | www.pemko.com

Check the web site for the up-to-date catalog

Copyright © 2015-2017, Pemko Manufacturing Co., an ASSA ABLOY Group company. All rights reserved.  
 Reproduction in whole or in part without the express written permission of Pemko Manufacturing Co. is prohibited.

**ASSA ABLOY**

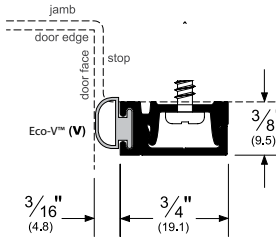
The global leader in  
 door opening solutions

# Snap Cover Perimeter Gasketing With Concealed Fasteners

- Low-profile snap cover conceals mounting screws to provide security and a clean aesthetic appearance
- Cover snaps securely in place to deter vandalism
- All clear anodized brush products are supplied with gray brush (black brush available upon request)

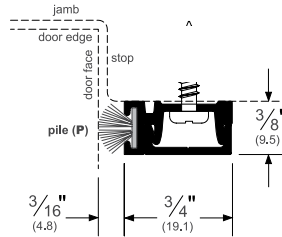
## 29310\_V

AVAILABLE FINISHES: C, D, G  
REPLACEMENT INSERT: EV41 (BL, GR, W)



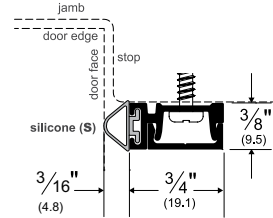
## 29310\_P

AVAILABLE FINISHES: C, D, G  
REPLACEMENT INSERT: P2 (BL, GR)



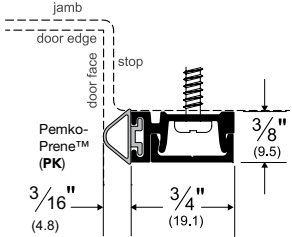
## 29310\_S

AVAILABLE FINISHES: C, D, G  
REPLACEMENT INSERT: S4 (BL, GR)  
ANSI: R3E164, R3E165



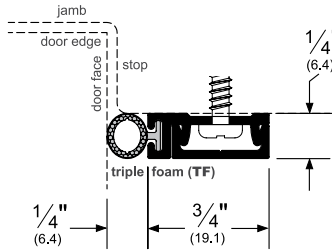
## 29310\_PK

AVAILABLE FINISHES: C, D, G  
REPLACEMENT INSERT: PK4 (BL, GR)  
ANSI: R3G164, R3G165



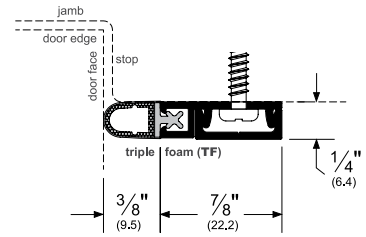
## 29313\_TF

AVAILABLE FINISHES: C, D, G  
REPLACEMENT INSERT: TFS588 (BL, W)



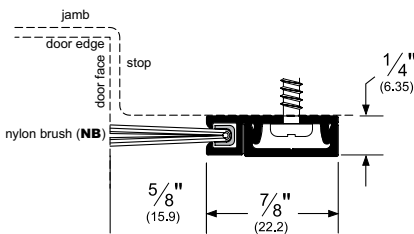
## 29321\_TF

AVAILABLE FINISHES: C, D, G  
REPLACEMENT INSERT: FS9 (BL only)



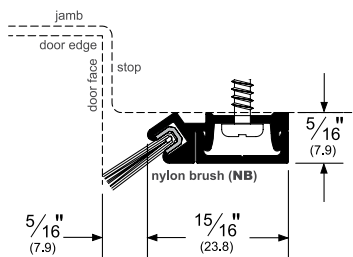
## 29326\_NB

AVAILABLE FINISHES: C, D, G  
REPLACEMENT INSERT: P516062 (BL, GR, W)  
ANSI: R3A164, R3A165



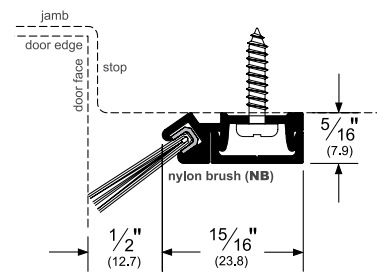
## 29344\_NB

AVAILABLE FINISHES: C, D, G  
REPLACEMENT INSERT: P516041 (BL, GR)  
ANSI: R3A164



## 29346\_NB

AVAILABLE FINISHES: C, D, G  
REPLACEMENT INSERT: P516062 (BL, GR, W)  
ANSI: R3A164



NOTE: Products shown in this section may not be drawn to scale.

AVAILABLE FINISHES FOR PRODUCTS SHOWN ON THIS PAGE (see General Information section for finish chart)  
C (Clear Anodized) D (Dark Bronze Anodized) G (Gold Anodized)

# ASSA ABLOY

The global leader in door opening solutions

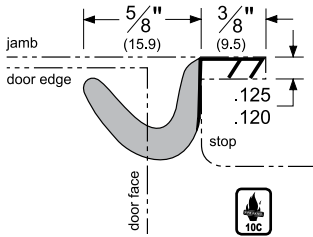
# Kerf-In Weatherstrip

## Foam

- PEMKO's "Q" foam kerf-in weatherstrip is constructed from soft cell foam enclosed by an embossed, tear-resistant, low-friction, UV-stable polyethylene cover
- Includes rigid PVC insert with extended flange for fast and easy kerf installation

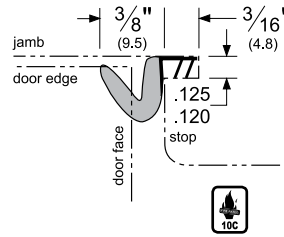
### Q102\_

AVAILABLE FINISHES: **BL, D, W**  
 AVAILABLE LENGTHS: **36", 85", 97", 121"**  
 Minimum space between the door face and the stop is  $\frac{5}{16}$ "; maximum space is  $\frac{1}{2}$ "



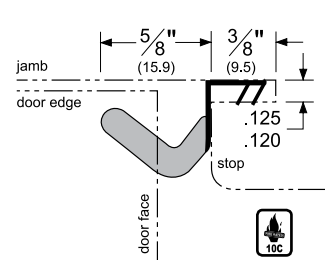
### Q103\_

AVAILABLE FINISHES: **BL, D, W**  
 AVAILABLE LENGTHS: **36", 85", 97", 121"**  
 Minimum space between the door face and the stop is  $\frac{3}{16}$ "; maximum space is  $\frac{5}{16}$ "



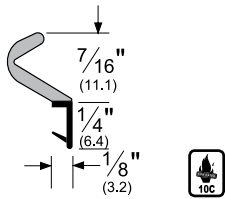
### Q106\_

AVAILABLE FINISHES: **D, W**  
 AVAILABLE LENGTHS: **36", 85", 97", 121"**  
 Minimum space between the door face and the stop is  $\frac{5}{16}$ "; maximum space is  $\frac{1}{2}$ "



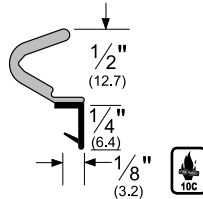
### Q107\_

AVAILABLE FINISHES: **BL, W**  
 Minimum space between the door face and the stop is  $\frac{1}{8}$ "; maximum space is  $\frac{7}{16}$ "  
 Sold per foot (specify length)



### Q108\_

AVAILABLE FINISHES: **BL, W**  
 Minimum space between the door face and the stop is  $\frac{1}{8}$ "; maximum space is  $\frac{1}{2}$ "  
 Sold per foot (specify length)

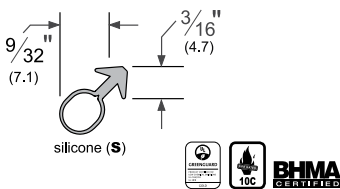


## Silicone

- Extruded from platinum cross-linked silicon
- Self-extinguishing and non-toxic
- Unaffected by sunlight, ozone, and ultraviolet rays
- Impervious to fungus and mildew; will not deteriorate under normal exposure
- Available in 100ft lengths

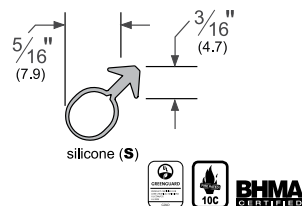
### S104\_100

AVAILABLE FINISHES: **D, W**  
 ANSI: **R0E156**  
 Minimum space between the door face and the stop is  $\frac{1}{16}$ "; maximum space is  $\frac{1}{4}$ "



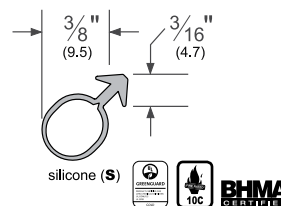
### S109\_100

AVAILABLE FINISHES: **D, W**  
 ANSI: **R0E156**  
 Minimum space between the door face and the stop is  $\frac{1}{16}$ "; maximum space is  $\frac{1}{4}$ "



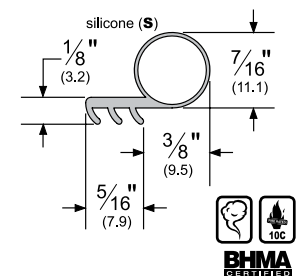
### S105\_100

AVAILABLE FINISHES: **D, W**  
 ANSI: **R0E156**  
 Minimum space between the door face and the stop is  $\frac{1}{16}$ "; maximum space is  $\frac{3}{8}$ "



### S52\_100

AVAILABLE FINISHES: **BL, W**  
 ANSI: **R0E154**  
 Minimum space between the door face and the stop is  $\frac{1}{16}$ "; maximum space is  $\frac{3}{8}$ "



NOTE: Products shown in this section may not be drawn to scale.

AVAILABLE FINISHES FOR PRODUCTS SHOWN ON THIS PAGE (see General Information section for finish chart)  
**BL** (Black) **D** (Dark Brown) **W** (White)

800-346-7707 | www.pemko.com  
 Check the web site for the up-to-date catalog

Copyright © 2015-2017, Pemko Manufacturing Co., an ASSA ABLOY Group company. All rights reserved.  
 Reproduction in whole or in part without the express written permission of Pemko Manufacturing Co. is prohibited.

# ASSA ABLOY

The global leader in door opening solutions

## Kerf-In Weatherstrip (Cont.)

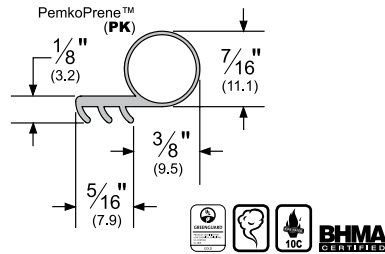
### PK52

AVAILABLE FINISHES: **BL, W**

ANSI: **ROG154**

AVAILABLE LENGTHS: **18', 20', 300'**

- Minimum space between the door face and the stop is  $\frac{1}{16}$ "; maximum space is  $\frac{3}{8}$ "

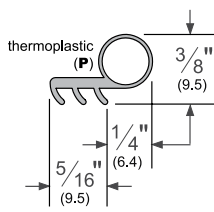


### P50

AVAILABLE FINISHES: **BL, W**

AVAILABLE LENGTHS: **17', 25', 250'**

- Minimum space between the door face and the stop is  $\frac{1}{16}$ "; maximum space is  $\frac{3}{16}$ "
- Thermoplastic elastomer formulation will not transmigrate; remains flexible to -60° F

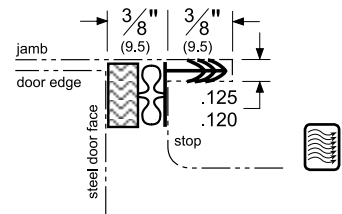


### MAG349

AVAILABLE FINISHES: **D, W**

AVAILABLE LENGTHS: **37", 85", 96", 121"**

- Minimum space between the door face and the stop is  $\frac{3}{16}$ "; maximum space is  $\frac{7}{16}$ "
- Magnetic kerf-in weatherstrip features a magnetic strip encased by a UV-stable TPE cover
- Use for steel-faced door and wood frame applications
- Can be trimmed in the field and corner-mitered

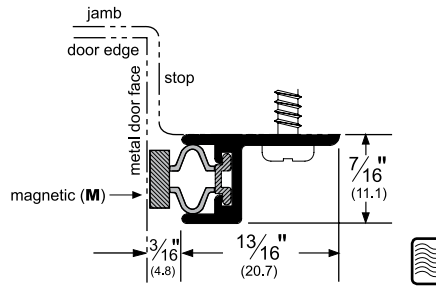


## Magnetic Kerf-In Weatherstrip

### 2815\_M

AVAILABLE FINISHES: **C, D, G**

REPLACEMENT INSERT: **2815MAG**



## Adhesive Perimeter Gasketing

For more information on these perimeter gasketing products, please see the Adhesive Gasketing section.

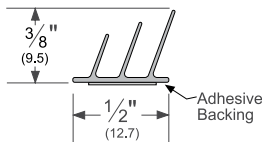
### S773

AVAILABLE FINISHES: **BL, D, GR, W**

AVAILABLE LENGTHS: **17', 18', 20', 21', 25', 30', 250', 500'**

ANSI: **ROE154, ROE155**

- Triple-fin design blocks light and sound from infiltrating a room
- Product designed as hospitality gasketing (see more hospitality products in the Hospitality Products section)
- Seal begins compressing at  $\frac{3}{8}$ "; compresses to seal up to a  $\frac{1}{16}$ " gap



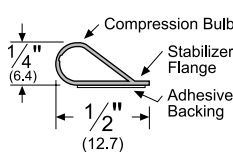
### S88

AVAILABLE FINISHES: **BL, C, D, GR, TAN, W**

AVAILABLE LENGTHS: **17', 18', 20', 21', 25', 30', 204', 510'**

ANSI: **ROE154, ROE155**

- Seal begins compressing at  $\frac{1}{4}$ "; compresses to seal up to a  $\frac{1}{16}$ " gap
- Available with perforations for Behavioral Health applications. Substitute "P" in place of "S" to order this option.



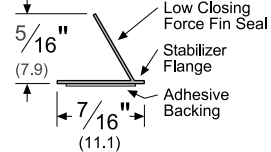
### S44

AVAILABLE FINISHES: **BL, C, D, GR, W**

AVAILABLE LENGTHS: **17', 18', 20', 21', 25', 30', 204', 510'**

ANSI: **ROE154, ROE155**

- Designed for tighter frames.
- Demonstrates extremely low closing force.
- Seal begins compressing at  $\frac{5}{16}$ "; compresses to seal up to a  $\frac{1}{16}$ " gap
- Available with perforations for Behavioral Health applications. Substitute "P" in place of "S" to order this option.



NOTE: Products shown in this section may not be drawn to scale.

AVAILABLE FINISHES FOR PRODUCTS SHOWN ON THIS PAGE (see General Information section for finish chart)  
Adhesive Gasketing Colors: **BL** (Black) **C** (Clear) **D** (Dark Brown) **GR** (Light Gray) **TAN** (Tan) **W** (White)

**ASSA ABLOY**

The global leader in  
door opening solutions



## Adhesive Perimeter Gasketing (Cont.)

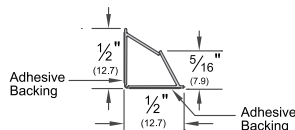
For more information on these perimeter gasketing products, please see the Adhesive Gasketing section.

### S442

AVAILABLE FINISHES: **BL, D, GR, W**  
 AVAILABLE LENGTHS: **17', 18', 20', 21', 25', 30', 510'**

ANSI: **ROE154, ROE155**

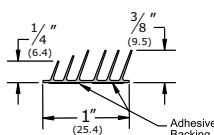
- Fits flush into corner
- Seal begins compressing at  $\frac{5}{16}$ "; compresses to seal up to a  $\frac{1}{16}$ " gap



### S776

AVAILABLE FINISHES: **BL**  
 AVAILABLE LENGTHS: **17', 18', 20', 21', 25', 30'**  
 ANSI: **ROE154, ROE155**

- Designed for hollow metal and wood meeting stile applications
- Seal begins compressing at  $\frac{3}{8}$ "; compresses to seal up to a  $\frac{1}{16}$ " gap

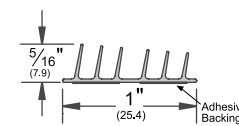


### S771x6

AVAILABLE FINISH: **BL**  
 AVAILABLE LENGTHS: **7', 8', 10', 17', 18', 20', 21', 25'**

ANSI: **ROE154, ROE155**

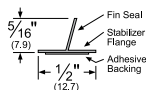
- Designed for hollow metal and wood meeting stile applications
- Seal begins compressing at  $\frac{5}{16}$ "; compresses to seal up to a  $\frac{1}{16}$ " gap



### S77

AVAILABLE FINISHES: **C, BL, D, W**  
 AVAILABLE LENGTHS: **17', 18', 20', 21', 25', 30', 510'**  
 ANSI: **ROE154, ROE155**

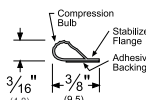
- Designed for hollow metal and wood meeting stile applications.
- Seal begins compressing at  $\frac{5}{16}$ "; compresses to seal up to a  $\frac{1}{16}$ " gap



### PK33

AVAILABLE FINISHES: **BL, D, W**  
 AVAILABLE LENGTHS: **17', 18', 20', 21', 25', 30', 510'**  
 ANSI: **ROG154, ROG155**

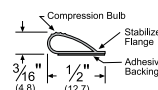
- Designed for tighter frames.
- Demonstrates extremely low closing force.
- Seal begins compressing at  $\frac{3}{16}$ "; compresses to seal up to a  $\frac{1}{16}$ " gap



### PK55

AVAILABLE FINISHES: **BL, D, W**  
 AVAILABLE LENGTHS: **17', 18', 20', 21', 25', 30', 510'**  
 ANSI: **ROG154, ROG155**

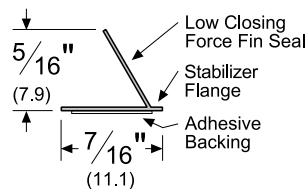
- Designed for tighter frames.
- Demonstrates extremely low closing force.
- Seal begins compressing at  $\frac{3}{16}$ "; compresses to seal up to a  $\frac{1}{16}$ " gap



## MicroShield® Antimicrobial Adhesive Gasketing

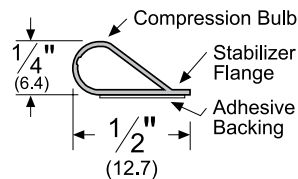
### AM44

AVAILABLE FINISHES: **BL, C, D, W**  
 AVAILABLE LENGTHS: **17', 18', 20', 21', 25', 30', 510'**  
 ANSI: **R8E154, ROE155**



### AM88

AVAILABLE FINISHES: **BL, C, D, W**  
 AVAILABLE LENGTHS: **17', 18', 20', 21', 25', 30', 510'**  
 ANSI: **R8E154, ROE155**



#### NOTES FOR ALL ADHESIVE GASKETING:

Storage and shelf life: All adhesive gaskets have a limited shelf life. This product must be installed within 6 months of purchase and must be stored between 50°F and 100°F. For further notes/details, please see Adhesive Gasketing section.

NOTE: Products shown in this section may not be drawn to scale.

AVAILABLE FINISHES FOR PRODUCTS SHOWN ON THIS PAGE (see General Information section for finish chart)

Adhesive Gasketing Colors: **BL** (Black) **C** (Clear) **D** (Dark Brown) **GR** (Light Gray) **W** (White)

800-346-7707 | www.pemko.com

Check the web site for the up-to-date catalog

Copyright © 2015-2017, Pemko Manufacturing Co., an ASSA ABLOY Group company. All rights reserved. Reproduction in whole or in part without the express written permission of Pemko Manufacturing Co. is prohibited.

**ASSA ABLOY**

The global leader in door opening solutions

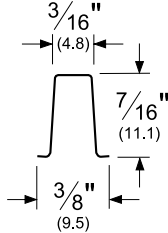
## Interlock Weatherstrip For Wood Doors

- Fasteners available at additional cost

### Liner Strip

- Made from .008" spring bronze (B)

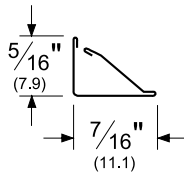
**\_30**  
 AVAILABLE FINISH: **B**  
 AVAILABLE LENGTHS: **96"**



### Lock Strip

- Made from .008" spring bronze (B)

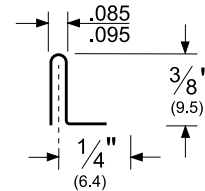
**\_331**  
 AVAILABLE FINISH: **B**  
 AVAILABLE LENGTHS: **6", 96"**



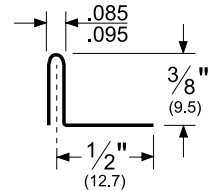
### "L" Metal

- Bronze or zinc-plated wafer head drive screws available for \_41M (sold separately)

**\_41M**  
 AVAILABLE FINISHES: **B, Z**  
 AVAILABLE LENGTHS: **96"**



**\_43**  
 AVAILABLE FINISH: **B**  
 AVAILABLE LENGTHS: **96"**



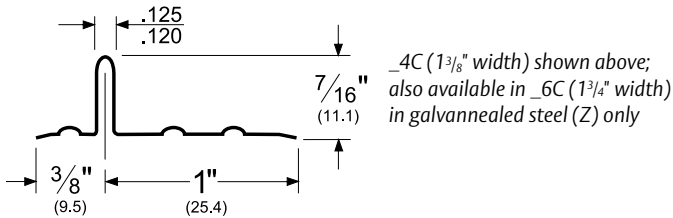
## Interlock Weatherstrip For Wood Windows

### Corrugated Rib Strips

- Corrugated rib strips are made from .015" spring bronze (B) or .0172" galvanized steel (Z)
- \_4C and \_6C are only available in 96" lengths

**\_4C** (1 3/8" width)  
 AVAILABLE FINISHES: **B, Z**

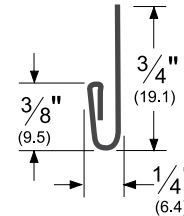
**\_6C** (1 7/8" width)  
 AVAILABLE FINISH: **Z**



### Flat Hooks

- \_10 Flat hooks are made from .026" spring bronze (B) or .0172" galvanized steel (Z)

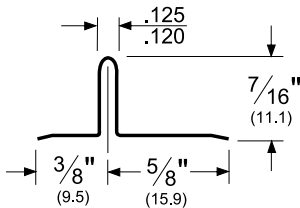
**\_10**  
 AVAILABLE FINISHES: **B, Z**  
 AVAILABLE LENGTHS: **96"**



### Plain Rib Strips

- Plain rib strips are made from .015" spring bronze (B) or .0172" galvanized steel (Z)

**\_2P** (1" width)  
 AVAILABLE FINISHES: **B, Z**



**\_4P** (1 3/8" width)  
 AVAILABLE FINISHES: **B, Z**

*\_2P (1" width) shown above; also available in \_4P (1 3/8" width). \_2P and \_4P available in 96" lengths only*

NOTE: Products shown in this section may not be drawn to scale.

AVAILABLE FINISHES FOR PRODUCTS SHOWN ON THIS PAGE (see General Information section for finish chart)  
**B** (Bronze) **Z** (Galvanized Steel)

**ASSA ABLOY**

The global leader in door opening solutions

800-346-7707 | www.pemko.com  
 Check the web site for the up-to-date catalog

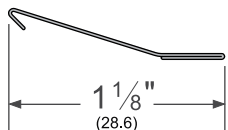
Copyright © 2015-2017, Pemko Manufacturing Co., an ASSA ABLOY Group company. All rights reserved. Reproduction in whole or in part without the express written permission of Pemko Manufacturing Co. is prohibited.

## Cushion/Spring Weatherstrip for Wood or Metal Doors and Windows

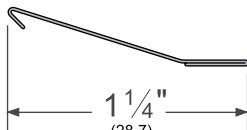
### Spring Bronze - Wood Doors/Windows

- Spring bronze weatherstrip fits wood doors and wood casement windows
- Made from .008" hemmed spring bronze/brass (B)
- Nails should be approximately 1 1/2" on center (sold separately)

**\_70C-100**  
 AVAILABLE FINISH: B  
 AVAILABLE LENGTHS: 100'



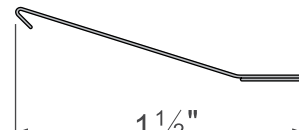
**\_70D-100**  
 AVAILABLE FINISH: B  
 AVAILABLE LENGTHS: 100'



**\_70E-100**  
 AVAILABLE FINISH: B  
 AVAILABLE LENGTHS: 100'



**\_70F-100**  
 AVAILABLE FINISH: B  
 AVAILABLE LENGTHS: 100'

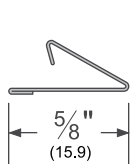


**P51B17**  
 P51B17 is 17 feet of \_70C  
 Packaged with nails

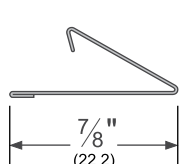
## Cushion ("V") - Wood or Metal Doors

- Cushion weatherstrip fits wood or metal doors
- Made from .008" hemmed spring bronze/brass (B)
- Nails should be approximately 3" on center (sold separately)
- Gap coverage is 1/8" minimum to 3/16" maximum

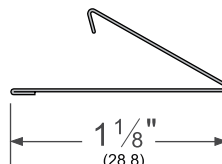
**\_73**  
 AVAILABLE FINISH: B  
 AVAILABLE LENGTHS: 96"



**\_74**  
 AVAILABLE FINISH: B  
 AVAILABLE LENGTHS: 96"



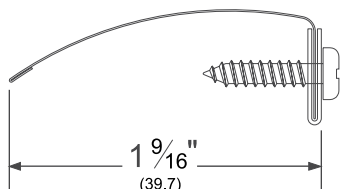
**\_75**  
 AVAILABLE FINISH: B  
 AVAILABLE LENGTHS: 96"



## Spring Bronze - Metal Doors

- Spring bronze for metal doors may also be used as a meeting stile
- Made from .008" hemmed spring bronze/brass (B)
- .015" brass (B) retainer

**\_71**  
 AVAILABLE FINISHES: B  
 AVAILABLE LENGTHS: 96"



## Fasteners for Cushion, Spring and Interlock Weatherstrip

- Fasteners for cushion, spring, and interlock weatherstrip are sold separately unless otherwise specified

**NL1678\_**  
 AVAILABLE FINISHES: BL, BP, Z  
 For Wood: #16 x 7/8" flat head nail



**NL1634\_**  
 AVAILABLE FINISHES: BB, SS  
 For Wood: #16 x 3/4" flat head nail



**NL13516\_**  
 AVAILABLE FINISHES: BP, Z  
 For Metal: #13 x 5/16" wafer head drive screw



**ASSA ABLOY**

The global leader in  
door opening solutions

800-346-7707 | [www.pemko.com](http://www.pemko.com)  
Check the web site for the up-to-date catalog

Copyright © 2015-2017, Pemko Manufacturing Co., an ASSA ABLOY Group company. All rights reserved.  
Reproduction in whole or in part without the express written permission of Pemko Manufacturing Co. is prohibited.



# Pemko Adhesive Gasketing

## CONTENTS:

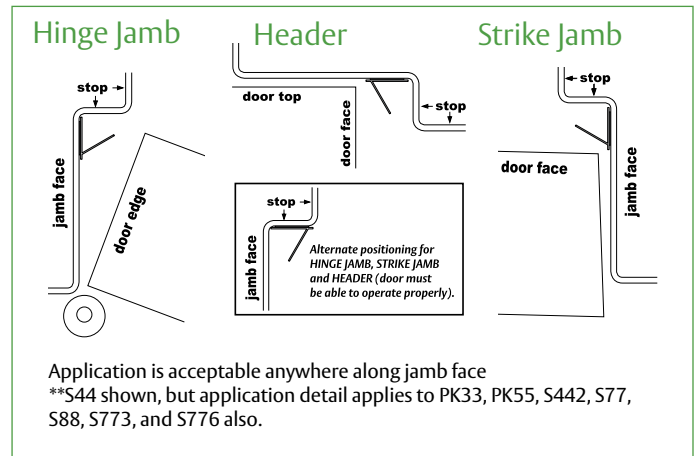
SiliconSeal Adhesive-Backed Fire/Smoke Gasketing .....	206
PemkoPrene® Adhesive-Backed Fire/Smoke Gasketing .....	207
Silicon Seal/Adhesive-Backed Meeting Stile Gasketing .....	207
MicroShield® Antimicrobial Gasketing .....	208
Hot Smoke Seal/SiliconSeal Combination Fire/Smoke Sealing .....	208

## INDEX:

PRODUCT	PAGE	PRODUCT	PAGE
AM44 .....	208	S442 .....	206
AM88 .....	208	S77 .....	206
HSS1000 .....	208	S88 .....	206
HSS2000 .....	208	S771 .....	207
HSS2000xS44 .....	208	S771x6 .....	207
HSS2000xS88 .....	208	S772 .....	207
PK33 .....	207	S773 .....	206
PK55 .....	207	S776 .....	206
S44 .....	206		

# SiliconSeal Adhesive-Backed Fire/Smoke Gasketing

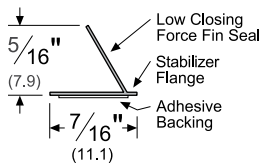
- SiliconSeal is extruded from high-temperature silicone; effective between -58°F and 450°F
- Self-extinguishing and non-toxic; unaffected by sunlight, ozone, and ultraviolet rays
- Impervious to fungus and mildew; will not deteriorate under normal exposure
- Meets FAR 25.853 Airworthiness Standards for Compartment Interiors



## S44\_

AVAILABLE FINISHES: **BL, C, D, GR, W**  
 AVAILABLE LENGTHS: 17', 18', 20', 21', 25', 30', 204', 510'  
 ANSI: **R0E154, R0E155**

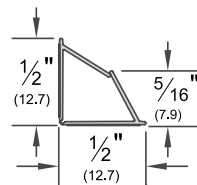
- Designed for tighter frames
- Demonstrates extremely low closing force
- Seal begins compressing at  $\frac{5}{16}$ "; compresses to seal up to a  $\frac{1}{16}$ " gap



## S442\_

AVAILABLE FINISHES: **BL, D, GR, W**  
 AVAILABLE LENGTHS: 17', 18', 20', 21', 25', 30', 510'  
 ANSI: **R0E154, R0E155**

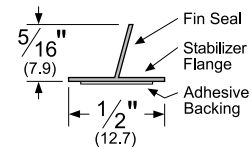
- Fits flush into corner
- Seal begins compressing at  $\frac{5}{16}$ "; compresses to seal up to a  $\frac{1}{16}$ " gap in either direction



## S77\_

AVAILABLE FINISHES: **BL, C, D, W**  
 AVAILABLE LENGTHS: 17', 18', 20', 21', 25', 30', 204', 500'  
 ANSI: **R0E154, R0E155**

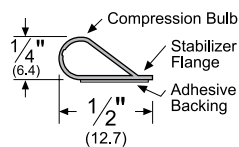
- Designed for hollow metal and wood meeting stile applications
- Seal begins compressing at  $\frac{5}{16}$ "; compresses to seal up to a  $\frac{1}{16}$ " gap



## S88\_

AVAILABLE FINISHES: **BL, C, D, GR, TAN, W**  
 AVAILABLE LENGTHS: 17', 18', 20', 21', 25', 30', 204', 510'  
 ANSI: **R0E154, R0E155**

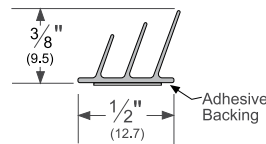
- Seal begins compressing at  $\frac{1}{4}$ "; compresses to seal up to a  $\frac{1}{16}$ " gap



## S773\_

AVAILABLE FINISHES: **BL, D, GR, W**  
 AVAILABLE LENGTHS: 17', 18', 20', 21', 25', 30', 250', 500'  
 ANSI: **R0E154, R0E155**

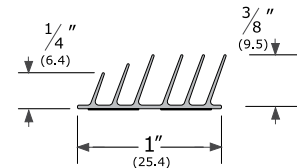
- Triple-fin design effectively blocks light and sound from infiltrating a room
- Seal begins compressing at  $\frac{3}{8}$ "; compresses to seal up to a  $\frac{1}{16}$ " gap



## S776\_

AVAILABLE FINISHES: **BL**  
 AVAILABLE LENGTHS: 17', 18', 20', 21', 25', 30'  
 ANSI: **R0E154, R0E155**

- Designed for hollow metal and wood meeting stile applications
- Seal begins compressing at  $\frac{3}{8}$ "; compresses to seal up to a  $\frac{1}{16}$ " gap



AVAILABLE FINISHES FOR PRODUCTS SHOWN ON THIS PAGE (see General Information section for finish chart)  
**BL** (Black) **C** (Clear) **D** (Dark Brown) **GR** (Light Gray) **TAN** (Tan) **W** (White)

**ASSA ABLOY**

The global leader in door opening solutions

800-346-7707 | www.pemko.com  
 Check the web site for the up-to-date catalog

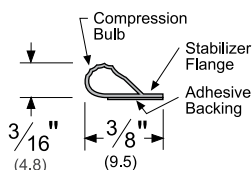
Copyright © 2015-2017, Pemko Manufacturing Co., an ASSA ABLOY Group company. All rights reserved.  
 Reproduction in whole or in part without the express written permission of Pemko Manufacturing Co. is prohibited.

# PemkoPrene® Adhesive-Backed Fire/Smoke Gasketing

## PK33\_

AVAILABLE FINISHES: **BL, D, W**  
 AVAILABLE LENGTHS: 17', 18', 20', 21', 25', 30', 510'  
 ANSI: **R0G154, R0G155**

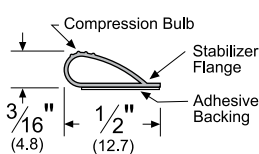
- Designed for tighter frames
- Demonstrates extremely low closing force
- Seal begins compressing at  $\frac{3}{16}$ "; compresses to seal up to a  $\frac{1}{16}$ " gap



## PK55\_

AVAILABLE FINISHES: **BL, D, W**  
 AVAILABLE LENGTHS: 17', 18', 20', 21', 25', 30', 510'  
 ANSI: **R0G154, R0G155**

- Designed for tighter frames
- Demonstrates extremely low closing force
- Seal begins compressing at  $\frac{3}{16}$ "; compresses to seal up to a  $\frac{1}{16}$ " gap

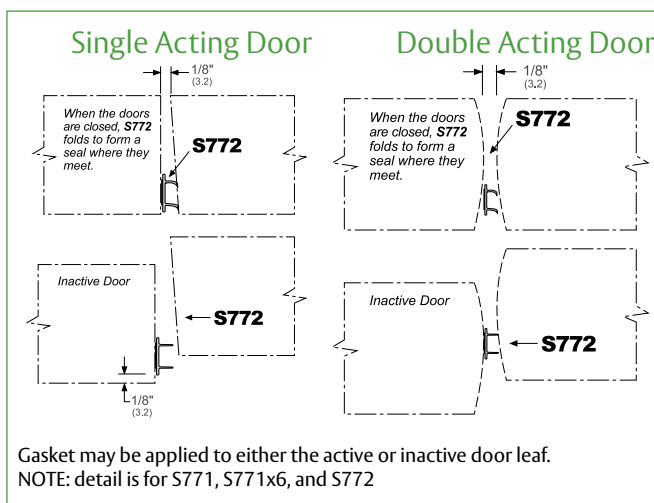
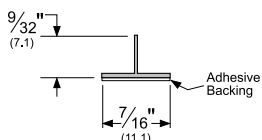


# SiliconSeal Adhesive-Backed Meeting Stile Gasketing

- Excellent resistance to compression set, particularly at elevated temperatures and for extended periods of time
- Outstanding ozone resistance rating
- Smoke tested in accordance with UL1784-01; meets the requirements of NFPA 105 "Standard for the Installation of Smoke Door Assemblies and Other Opening Protectives"

## S771\_

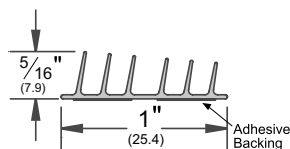
AVAILABLE FINISHES: **BL, C, D, GR, W**  
 AVAILABLE LENGTHS: 7', 8', 9', 10'  
 ANSI: **R0E154, R0E155, R0E754, R0E755**



## S771x6\_

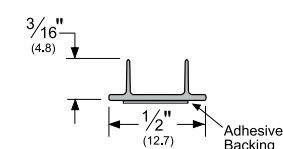
AVAILABLE FINISHES: **BL, C**  
 AVAILABLE LENGTHS: 7', 8', 9', 10'  
 ANSI: **R0E154, R0E155, R0E754, R0E755**

- Designed for hollow metal and wood meeting stile applications
- Seal begins compressing at  $\frac{5}{16}$ "; compresses to seal up to a  $\frac{1}{16}$ " gap



## S772\_

AVAILABLE FINISHES: **BL, C, D, GR, W**  
 AVAILABLE LENGTHS: 7', 8', 9', 10'  
 ANSI: **R0E154, R0E155, R0E754, R0E755**



AVAILABLE FINISHES FOR PRODUCTS SHOWN ON THIS PAGE (see General Information section for finish chart)  
**BL** (Black) **C** (Clear) **D** (Dark Brown) **GR** (Light Gray) **W** (White)

800-346-7707 | www.pemko.com

Check the web site for the up-to-date catalog

Copyright © 2015-2017, Pemko Manufacturing Co., an ASSA ABLOY Group company. All rights reserved.  
 Reproduction in whole or in part without the express written permission of Pemko Manufacturing Co. is prohibited.

**ASSA ABLOY**

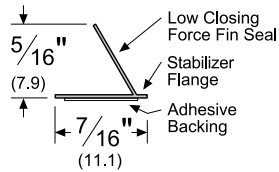
The global leader in  
 door opening solutions

# MicroShield® Antimicrobial Gasketing

- Extruded from high-temperature silicone with MicroShield®, a silver-based antimicrobial additive
- Effective between -58°F and 450°F
- Adhesive Backed
- Self-extinguishing and non-toxic
- Unaffected by sunlight, ozone and ultraviolet rays
- Exceeds the requirements for Antimicrobial Test JIS-Z-2801

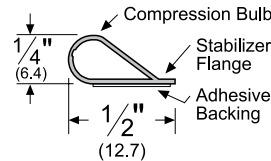
## AM44

AVAILABLE FINISHES: **BL, C, D, W**  
 AVAILABLE LENGTHS: 17', 18', 20', 21', 25', 30', 510'  
 ANSI: **ROE154, ROE155**



## AM88

AVAILABLE FINISHES: **BL, C, D, W**  
 AVAILABLE LENGTHS: 17', 18', 20', 21', 25', 30', 510'  
 ANSI: **ROE154, ROE155**



MicroShield®  
 As part of their promise to provide innovative solutions to their customers, certain ASSA ABLOY Group brands offer the MicroShield® technology, a silver-based antimicrobial additive designed to inhibit the growth of bacteria.

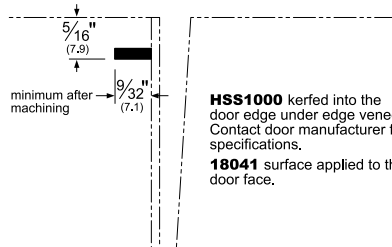
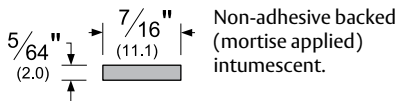
MicroShield® is a registered trademark of Yale Security Inc., an ASSA ABLOY Group company.

# Hot Smoke Seal/SiliconSeal Combination Fire/Smoke Sealing

- Chemically inert, highly stable, expandable graphite strip
- Tested and proven in positive pressure conditions to withstand both hot smoke and hot gasses, resulting in longer integrity of the door assembly
- More economical to use than specially modified doors in "tested assembly only" classifications
- Hot Smoke Seal can be painted to blend in with the finish of a frame
- Will not degrade from carbon dioxide and ozone like many competitive intumescent from other manufacturers
- Unaffected by moisture and will not break down like fiber-based or cellulose-based products

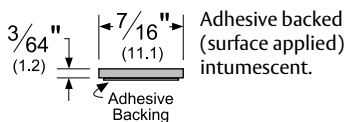
## HSS1000

AVAILABLE FINISHES: Graphite (no finish code), **W**  
 AVAILABLE LENGTHS: 7', 8', 10', 18', 21', 24'  
 ANSI: **ROP124**



## HSS2000

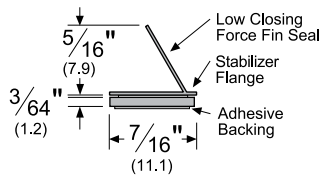
AVAILABLE FINISHES: Graphite (no finish code), **W**  
 AVAILABLE LENGTHS: 7', 8', 10', 18', 21', 24'  
 ANSI: **ROP154**



## HSS2000xS44

AVAILABLE FINISHES: **BL, C, D, GR, W**  
 AVAILABLE LENGTHS: 18', 20', 21', 24'  
 20' lengths can be supplied in 4-0 x 8-0 or 6-0 x 7-0. Specify when ordering  
 ANSI: **ROU154, ROU155**

- Compresses to seal a gap up to 1/8"



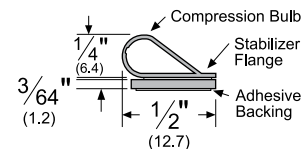
## Notes For All Adhesive Gasketing:

Storage and shelf life: All adhesive gaskets have a limited shelf life. This product must be installed within 6 months of purchase and must be stored between 50°F and 100°F.  
 Before installing: Thoroughly clean the frame to remove grease, dust or cleanser build-up (cleansing towelettes are included with product). Painted frame surface must be completely dry. Some hospital environments have wax or anti-bacterial cleanser build-up. As an alternative or substitute cleanser, use isopropyl (rubbing) alcohol. Note: Mineral spirits or other petroleum based cleaning products should NOT be used.

## HSS2000xS88

AVAILABLE FINISHES: **BL, C, D, GR, TAN, W**  
 AVAILABLE LENGTHS: 18', 20', 21', 24'  
 20' lengths can be supplied in 4-0 x 8-0 or 6-0 x 7-0. Specify when ordering  
 ANSI: **ROU154, ROU155**

- Compresses to seal a gap up to 1/8"



AVAILABLE FINISHES FOR PRODUCTS SHOWN ON THIS PAGE (see General Information section for finish chart)  
**BL** (Black) **C** (Clear) **D** (Dark Brown) **GR** (Light Gray) **TAN** (Tan) **W** (White)

**ASSA ABLOY**

The global leader in door opening solutions

800-346-7707 | www.pemko.com  
 Check the web site for the up-to-date catalog

Copyright © 2015-2017, Pemko Manufacturing Co., an ASSA ABLOY Group company. All rights reserved.  
 Reproduction in whole or in part without the express written permission of Pemko Manufacturing Co. is prohibited.




## Pemko Hospitality Products

### CONTENTS:

Privacy Door Latch .....	210
Privacy Door Latch Bracket .....	210
Privacy Door Latch Decals .....	210
SiliconSeal Adhesive Gasketing .....	211
Automatic Door Bottoms: PDB Series .....	212
Door Shoes .....	212
Automatic Door Bottoms .....	213
Eco-V™ Thresholds .....	214
Adjustable-Width Eco-V™ Threshold .....	215
Carpet Separators .....	216
Acoustic Adhesive Corner Pads .....	216
Stainless Steel Sliding Track Hardware System .....	217
Simultaneous Acting Sliding Door System .....	218
SHS80 System .....	219
By-Pass System .....	220

### INDEX:

PRODUCT	PAGE	PRODUCT	PAGE
174 .....	216	EV2326 .....	214
2113 .....	212	HBP200A .....	220
2163 .....	212	PDB411 .....	212
2173 .....	212	PDB4131 .....	212
2212 .....	212	PDL .....	210
2343 .....	212	PDLBRKT .....	210
236 .....	216	PDL-D1 .....	210
2364 .....	216	PDL-D2 .....	210
2366 .....	216	S44 .....	211
3692 .....	212	S442 .....	211
411 .....	213	S771 .....	211
4131 .....	213	S771x6 .....	211
ACP112 .....	216	S772 .....	211
ADJ232V14 .....	215	S773 .....	211
ADJ232x2325V8 .....	215	S776 .....	211
ADJ232V8 .....	215	S88 .....	211
EV232 .....	214	SHS80 .....	219
EV2320 .....	214	SIM150 .....	218
EV2322 .....	214	W60 .....	217
EV2325 .....	214		

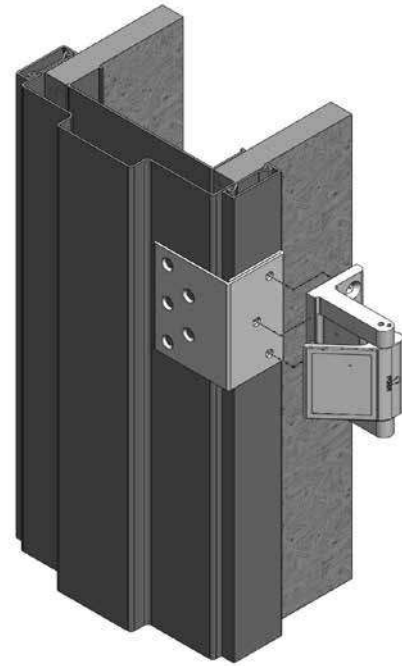
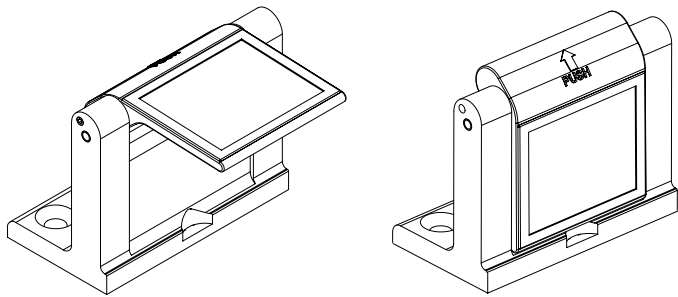
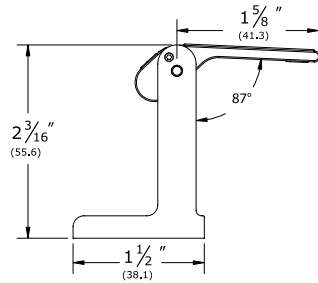


## Privacy Door Latch

- Easy to install, simple to operate
- ADA Compliant
- Enhances room privacy
- UL Classified as a fire door accessory

PDL\_

AVAILABLE COLORS:  
 US26 Bright Chrome  
 US26D/15 Dull Chrome/Satin Nickel  
 US3 Bright Brass  
 US4 Dull Brass  
 US10B Dark Bronze

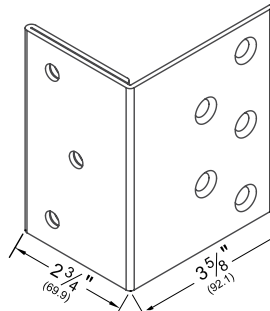


## Privacy Door Latch Bracket

- Designed for Timely or Redi-Frame frames with snap on trim
- Bracket allows PDL to be installed in the correct position for proper operation

PDLBRKT\_

AVAILABLE COLORS:  
 Off White (blank), 10B



## Privacy Door Latch Decals

- Used to cover holes left on door and frame from old style door latch. Per NFPA80 holes must first be filled with like material in order to maintain the fire opening rating
- Made from stable, mar-resistant plastic
- Sub-surface screen printing so verbiage will not be affected by gentle cleaning/dusting



PDL-D1



PDL-D2

**ASSA ABLOY**

The global leader in door opening solutions

800-346-7707 | [www.pemko.com](http://www.pemko.com)  
 Check the web site for the up-to-date catalog

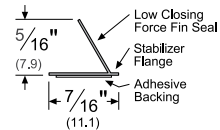
Copyright © 2015-2017, Pemko Manufacturing Co., an ASSA ABLOY Group company. All rights reserved. Reproduction in whole or in part without the express written permission of Pemko Manufacturing Co. is prohibited.

# SiliconSeal Adhesive Gasketing

## S44\_

AVAILABLE FINISHES: **BL, C, D, GR, W**  
 AVAILABLE LENGTHS: 17', 18', 20', 21', 25', 30', 510'  
 ANSI: **ROE154, ROE155**

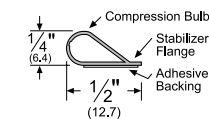
- Designed for tighter frames
- Demonstrates extremely low closing force
- Seal begins compressing at  $\frac{5}{16}$ "; compresses to seal up to a  $\frac{1}{16}$ " gap



## S88\_

AVAILABLE FINISHES: **BL, C, D, GR, TAN, W**  
 AVAILABLE LENGTHS: 17', 18', 20', 21', 25', 30', 204', 510'  
 ANSI: **ROE154, ROE155**

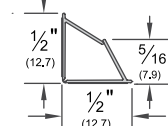
- Seal begins compressing at  $\frac{1}{4}$ "; compresses to seal up to a  $\frac{1}{16}$ " gap



## S442\_

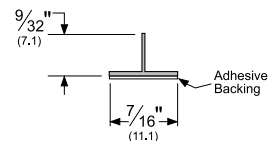
AVAILABLE FINISHES: **BL, C, D, GR, TAN, W**  
 AVAILABLE LENGTHS: 17', 18', 20', 21', 25', 30', 204', 510'  
 ANSI: **ROE154, ROE155**

- Seal Fits flush into corner
- Seal begins compressing at  $\frac{5}{16}$ "; compresses to seal up to a  $\frac{1}{16}$ " gap in either direction



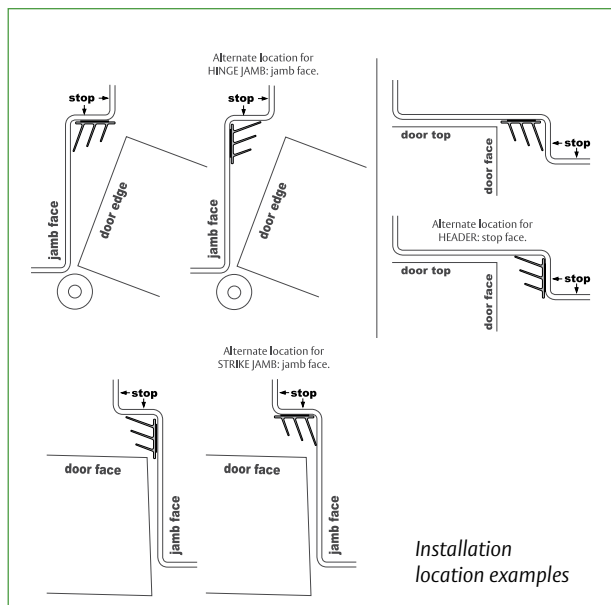
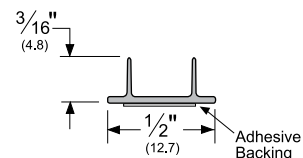
## S771\_

AVAILABLE FINISHES: **BL, C, D, GR, W**  
 AVAILABLE LENGTHS: 7', 8', 9', 10'  
 ANSI: **ROE154, ROE155, ROE754, ROE755**



## S772\_

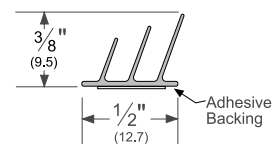
AVAILABLE FINISHES: **BL, C, D, GR, W**  
 AVAILABLE LENGTHS: 7', 8', 9', 10'  
 ANSI: **ROE154, ROE155, ROE754, ROE755**



## S773\_

AVAILABLE FINISHES: **BL, D, GR, W**  
 AVAILABLE LENGTHS: 17', 18', 20', 21', 25', 30', 250'  
 ANSI: **ROE154, ROE155**

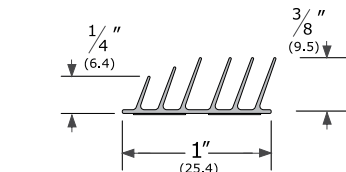
- Triple-fin design effectively blocks light and sound from infiltrating a room
- Seal begins compressing at  $\frac{3}{8}$ "; compresses to seal up to a  $\frac{1}{16}$ " gap



## S776\_

AVAILABLE FINISHES: **BL**  
 AVAILABLE LENGTHS: 17', 18', 20', 21'  
 ANSI: **ROE154, ROE155**

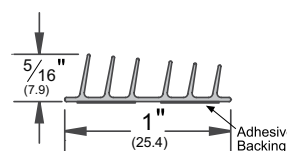
- Designed for hollow metal and wood meeting stile applications
- Seal begins compressing at  $\frac{3}{8}$ "; compresses to seal up to a  $\frac{1}{16}$ " gap



## S771x6\_

AVAILABLE FINISHES: **BL, C**  
 AVAILABLE LENGTHS: 7, 8, 9', 10, 17, 18, 20, 21, 25  
 ANSI: **ROE154, ROE155, ROE754, ROE755**

- Designed for hollow metal and wood meeting stile applications
- Seal begins compressing at  $\frac{5}{16}$ "; compresses to seal up to a  $\frac{1}{16}$ " gap



AVAILABLE FINISHES FOR PRODUCTS SHOWN ON THIS PAGE (see General Information section for finish chart)  
**BL** (Black) **C** (Clear) **D** (Dark Brown) **GR** (Light Gray) **TAN** (Tan) **W** (White)  
 800-346-7707 | www.pemko.com

Check the web site for the up-to-date catalog

Copyright © 2015-2017, Pemko Manufacturing Co., an ASSA ABLOY Group company. All rights reserved.  
 Reproduction in whole or in part without the express written permission of Pemko Manufacturing Co. is prohibited.

**ASSA ABLOY**

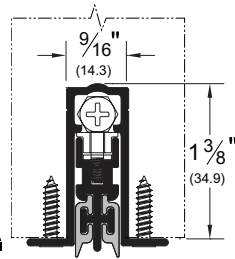
The global leader in door opening solutions

# Automatic Door Bottoms: PDB Series

- Unique patented design creates uniform seal pressure across the entire door bottom, resulting in superior acoustic performance
- United States Patent No. 8,925,250 B2

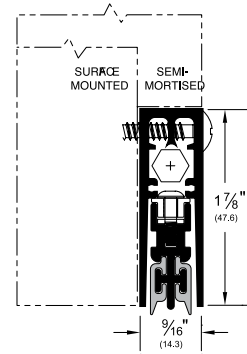
## PDB411\_E

AVAILABLE FINISH:  
**A**  
 REPLACEMENT INSERT:  
**PK8 (BL)**  
 ANSI:  
**R3G324, R3G325**



## PDB4131\_E

AVAILABLE FINISHES:  
**C, D**  
 REPLACEMENT INSERT:  
**PK8 (BL)**  
 ANSI:  
**R3G334, R3G335, R3G344, R3G345**



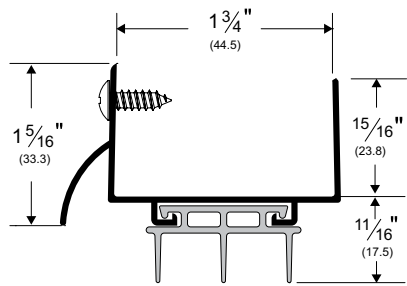
## Door Shoes

### 2163\_V

AVAILABLE FINISHES:  
**A, D, G**  
 AVAILABLE LENGTHS:  
**36", 48"**  
 REPLACEMENT INSERT:  
**EV94 (BL)**  
 ANSI:  
**R3D514, R3D515**

Also available with unnotched insert:

2163\_V36UN  
 2163\_V48UN

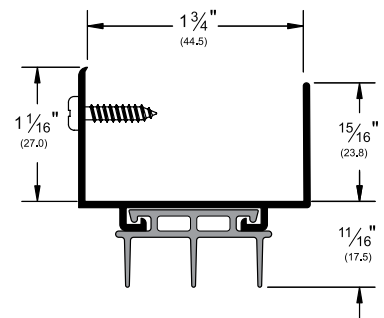


### 2173\_V

AVAILABLE FINISHES:  
**A, BDG, D, G, PW**  
 AVAILABLE LENGTHS:  
**36", 48"**  
 REPLACEMENT INSERT:  
**EV94 (BL)**  
 ANSI:  
**R3D414, R3D415**

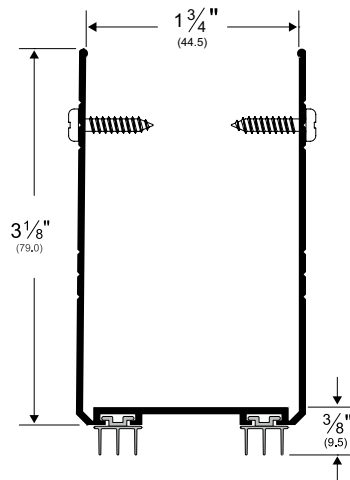
Also available with unnotched insert:

2173\_V36UN  
 2173\_V48UN



### 2212\_PK773

AVAILABLE FINISHES:  
**A, D, G**  
 AVAILABLE LENGTHS:  
**36", 48"**  
 REPLACEMENT INSERT:  
**PK773 (BL, GR)**  
 ANSI:  
**R3D414, R3D415**

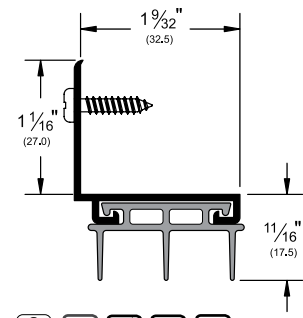


### 2113\_V

AVAILABLE FINISHES:  
**A, D, G**  
 AVAILABLE LENGTHS:  
**36", 48"**  
 REPLACEMENT INSERT:  
**EV94 (BL)**  
 ANSI:  
**R3D414, R3D415**

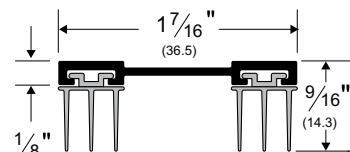
Also available with unnotched insert:

2113\_V36UN  
 2113\_V48UN



### 3692\_PK773

AVAILABLE FINISH:  
**A**  
 AVAILABLE LENGTHS:  
**36", 48"**  
 REPLACEMENT INSERT:  
**PK773 (BL, GR)**  
 ANSI:  
**R3G414, R3G415**

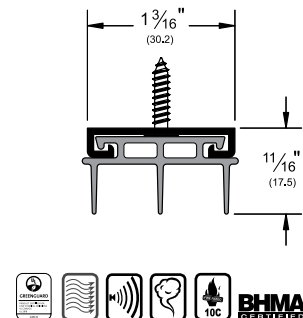


### 2343\_V

AVAILABLE FINISHES:  
**A, D, G**  
 AVAILABLE LENGTHS:  
**36", 48"**  
 REPLACEMENT INSERT:  
**EV94 (BL)**  
 ANSI:  
**R3D414, R3D415**

Also available with unnotched insert:

2343\_V36UN  
 2343\_V48UN



AVAILABLE FINISHES FOR PRODUCTS SHOWN ON THIS PAGE (see General Information section for finish chart)  
**A** (Mill Finish Aluminum) **BDG** (Bright Dip Gold Anodized) **D** (Dark Bronze Anodized) **G** (Gold Anodized)  
**PW** (Painted White)

**ASSA ABLOY**

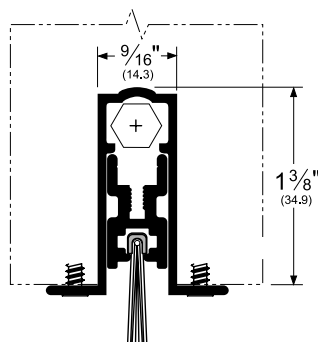
The global leader in door opening solutions

# Automatic Door Bottoms

- All PEMKO Automatic Door Bottoms, 24" and up, can be manufactured for field alteration.
- Please specify when ordering: Allow 2" for field trimming
- Overall sizes range from 18" to 72"
- 0.0625" Lead-lining available upon request; contact PEMKO Customer Service for options on profiles

## 411\_NBL

AVAILABLE FINISH:  
**A**  
 REPLACEMENT INSERT:  
**P14075 (BL, GR)**  
 ANSI:  
**R3A324, R3A325**

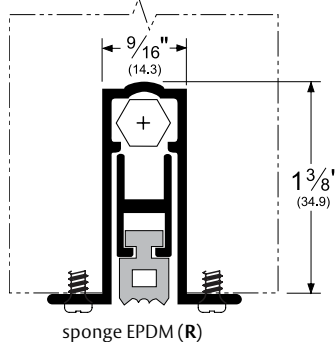


nylon brush (NB)



## 411\_RL

AVAILABLE FINISH:  
**A**  
 REPLACEMENT INSERT:  
**E7 (BL)**  
 ANSI:  
**R3G324, R3G325**



sponge EPDM (R)



### Alternate Insert For 411


#### 411\_PKL

AVAILABLE FINISH:  
**A**  
 REPLACEMENT INSERT:  
**PK4132 (BL)**  
 ANSI: **R3G324, R3G325**



#### 411\_SL

AVAILABLE FINISH:  
**A**  
 REPLACEMENT INSERT:  
**SR6 (BL)**  
 ANSI:  
**R3E324, R3E325**

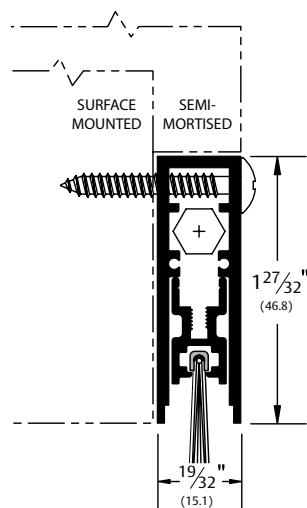


All above products



## 4131\_NBL

AVAILABLE FINISHES:  
**BDG, C, D, SN**  
 REPLACEMENT INSERT:  
**P14075 (BL, GR)**  
 ANSI:  
**R3A334, R3A335, R3A344, R3A345**

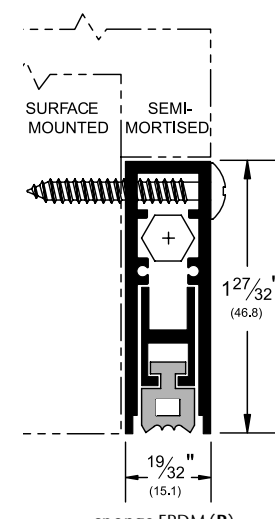


nylon brush (NB)



## 4131\_RL

AVAILABLE FINISHES:  
**BDG, C, D, SN**  
 REPLACEMENT INSERT:  
**E7 (BL)**  
 ANSI:  
**R3G334, R3G335, R3G344, R3G345**



sponge EPDM (R)



### Alternate Inserts For 4131

#### 4131\_PKL

AVAILABLE FINISHES:  
**BDG, C, D, SN**  
 REPLACEMENT INSERT:  
**PK4132 (BL)**  
 ANSI: **R3G334, R3G335, R3G344, R3G345**



#### 4131\_SL

AVAILABLE FINISHES:  
**BDG, C, D, SN**  
 REPLACEMENT INSERT:  
**SR6 (BL)**  
 ANSI: **R3E334, R3E335, R3E344, R3E345**



All above products



AVAILABLE FINISHES FOR PRODUCTS SHOWN ON THIS PAGE (see General Information section for finish chart)  
**A** (Mill Finish Aluminum) **BDG** (Bright Dip Gold Anodized) **C** (Clear Anodized) **D** (Dark Bronze Anodized)  
**SN** (Satin Nickel Anodized)

800-346-7707 | www.pemko.com

Check the web site for the up-to-date catalog

Copyright © 2015-2017, Pemko Manufacturing Co., an ASSA ABLOY Group company. All rights reserved.  
 Reproduction in whole or in part without the express written permission of Pemko Manufacturing Co. is prohibited.

# ASSA ABLOY

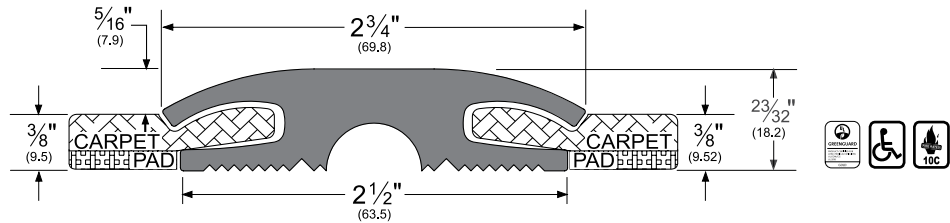
The global leader in door opening solutions

## Eco-V™ Thresholds

- Eco-V™ thresholds create an ideal transition where two different pieces of carpet meet, or carpet meets another surface under a door
- Ideal for use in any high-traffic commercial installation, such as hotels and offices
- Eco-V™ thresholds are manufactured from slightly softer material than competitive products. This aids in the cutting and fitting of the threshold and facilitates easier insertion of the carpet into the holding cavities on the carpet side(s) of the threshold
- Eco-V™ thresholds are designed to work in conjunction with PEMKO's **2173\_V**, **2113\_V** and **2343\_V** door shoes
- EV232\_**, **EV2325\_**, and **ADJ232V** thresholds have been tested and approved under **ADAAG-2010 (Amended)**; **ICC/ANSI A117.1** and **California Building Code, Title 24** for Barrier-Free Entry

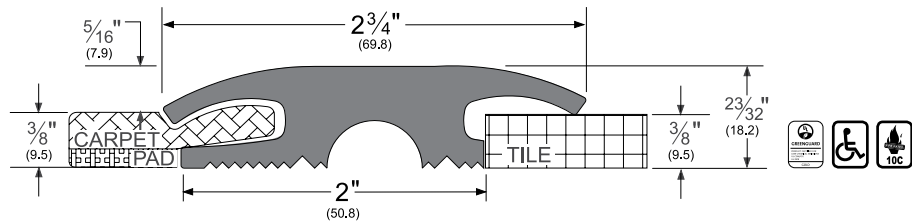
### EV232\_

AVAILABLE COLORS: **BL**, **D**  
 AVAILABLE LENGTHS: **36"**, **48"**, **73"**  
 Serves as a transition where two pieces of carpet meet beneath an interior door



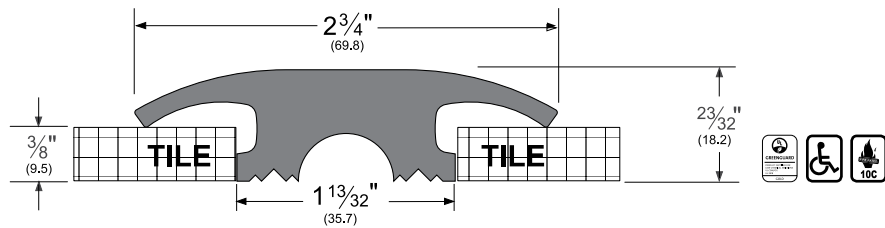
### EV2325\_

AVAILABLE COLORS: **BL**, **D**  
 AVAILABLE LENGTHS: **36"**, **48"**, **73"**  
 Serves as a transition where one piece of carpet meets tile beneath an interior door



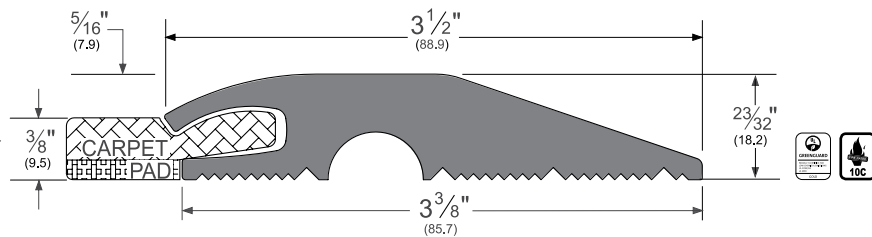
### EV2326\_

AVAILABLE COLORS: **BL**, **D**  
 AVAILABLE LENGTHS: **36"**, **48"**, **73"**  
 Serves as a transition where two pieces of tile meet beneath an interior door



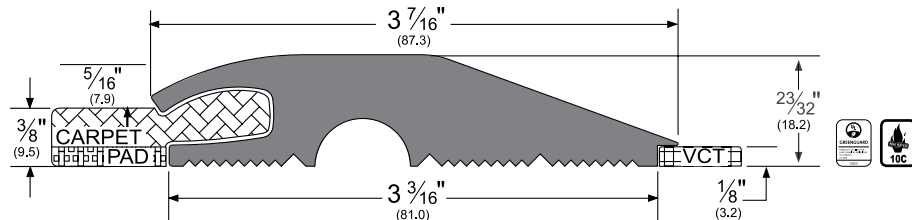
### EV2320\_

AVAILABLE COLOR: **BL**  
 AVAILABLE LENGTHS: **36"**, **48"**, **73"**  
 Serves as a transition where carpet meets concrete beneath an interior or exterior door



### EV2322\_

AVAILABLE COLOR: **BL**  
 AVAILABLE LENGTHS: **36"**, **48"**, **73"**  
 Serves as a transition where carpet meets 1/8" tile beneath an interior door



NOTE: Products shown in this section may not be drawn to scale.

AVAILABLE FINISHES FOR PRODUCTS SHOWN ON THIS PAGE (see General Information section for finish chart)  
**BL** (Black) **D** (Dark Brown)

**ASSA ABLOY**

The global leader in door opening solutions

800-346-7707 | www.pemko.com  
 Check the web site for the up-to-date catalog

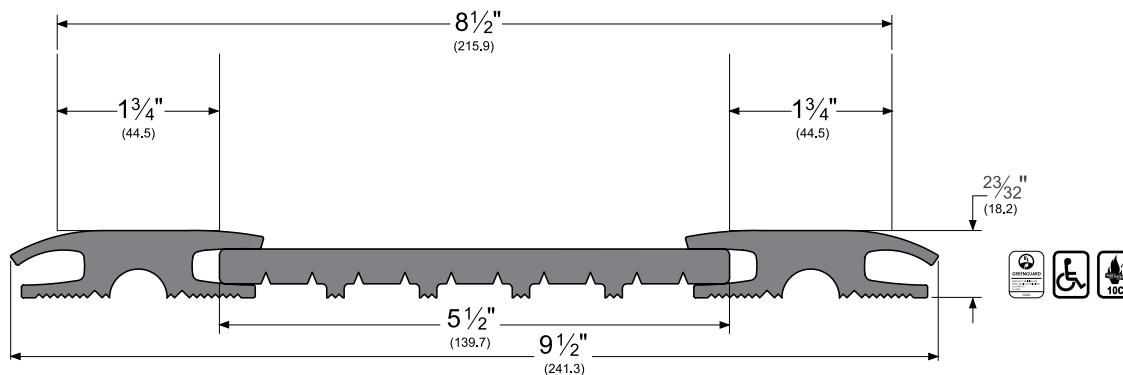
Copyright © 2015-2017, Pemko Manufacturing Co., an ASSA ABLOY Group company. All rights reserved. Reproduction in whole or in part without the express written permission of Pemko Manufacturing Co. is prohibited.

## Adjustable-Width Eco-V™ Threshold

- The adjustable-width threshold is designed for installations where the widths of the transition beneath a door may need to change, without completely disassembling and reinstalling the threshold
- The adjustable-width threshold consists of two Eco-V™ end pieces and one Eco-V™ adjustable center section
- Center section (**EV2321\_** below) can easily be cut to size with a standard razor knife

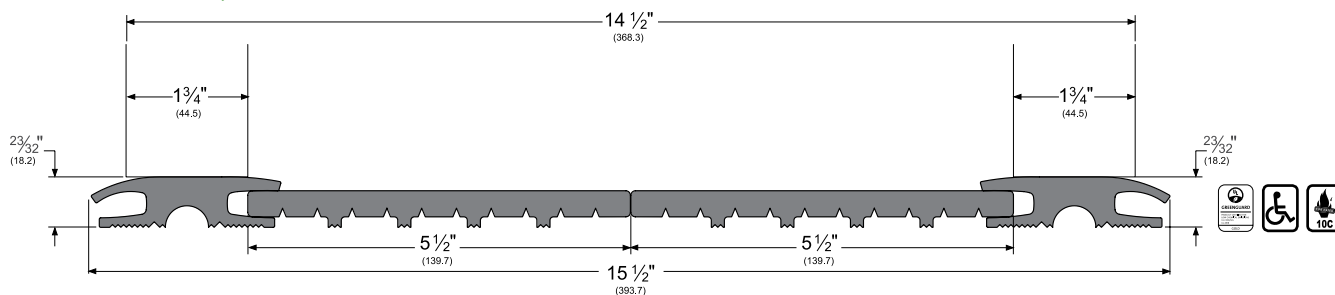
### ADJ232V8\_

AVAILABLE COLOR: **BL**  
AVAILABLE LENGTHS: **36", 48"**



### ADJ232V14\_

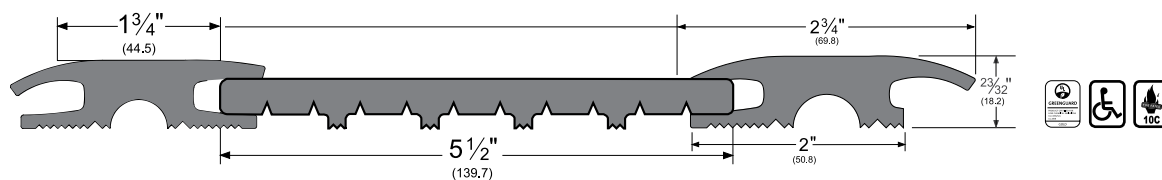
AVAILABLE COLOR: **BL**  
AVAILABLE LENGTHS: **36", 48"**



### ADJ232x2325V8\_

AVAILABLE COLOR: **BL**  
AVAILABLE LENGTHS: **36", 48"**

For carpet to tile applications; other combinations available



NOTE: Products shown in this section may not be drawn to scale.

AVAILABLE FINISHES FOR PRODUCTS SHOWN ON THIS PAGE (see General Information section for finish chart)  
**BL** (Black)

800-346-7707 | www.pemko.com

Check the web site for the up-to-date catalog

Copyright © 2015-2017, Pemko Manufacturing Co., an ASSA ABLOY Group company. All rights reserved.  
Reproduction in whole or in part without the express written permission of Pemko Manufacturing Co. is prohibited.

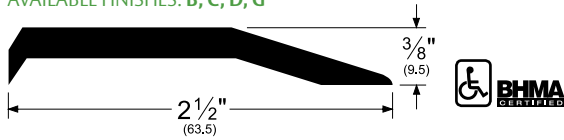
**ASSA ABLOY**

The global leader in  
door opening solutions

## Carpet Separators

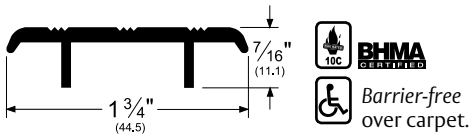
174\_

AVAILABLE FINISHES: B, C, D, G



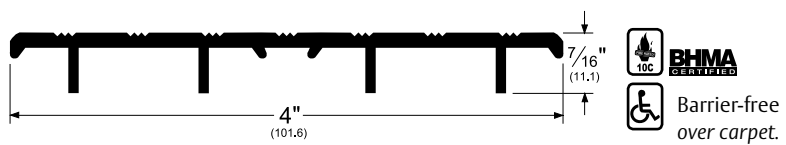
236\_

AVAILABLE FINISHES: A, B, BDG, D, G



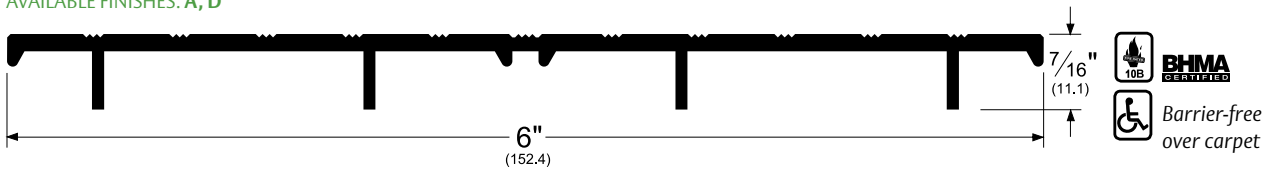
2364\_

AVAILABLE FINISHES: A, B, D, G



2366\_

AVAILABLE FINISHES: A, D



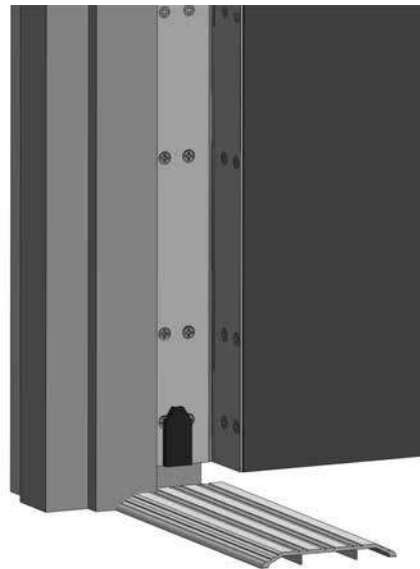
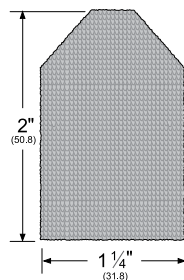
## Acoustic Adhesive Corner Pads

Corner pad with black or white polypropylene pile, with pressure-sensitive adhesive

Apply to corner of jamb on hinge side to seal against air and light infiltration

ACP112\_

AVAILABLE COLORS: BL, W



NOTE: Products shown in this section may not be drawn to scale.

AVAILABLE FINISHES FOR PRODUCTS SHOWN ON THIS PAGE (see General Information section for finish chart)  
**A** (Mill Finish Aluminum) **B** (Mill Finish Extruded Bronze[Brass]) **BDG** (Bright Dip Gold Anodized)  
**D** (Dark Bronze Anodized) **G** (Gold Anodized)  
 Corner Pad: **BL** (Black) **W** (White)\*

**ASSA ABLOY**

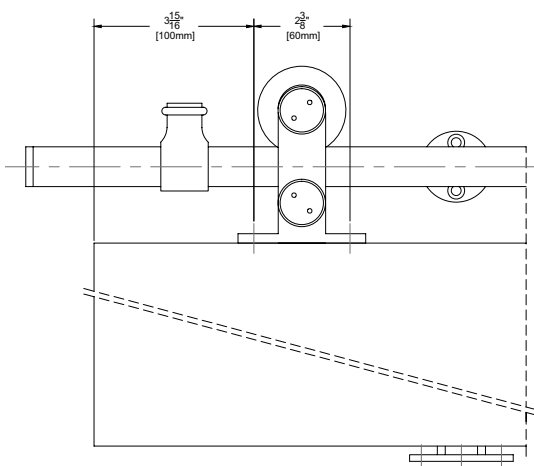
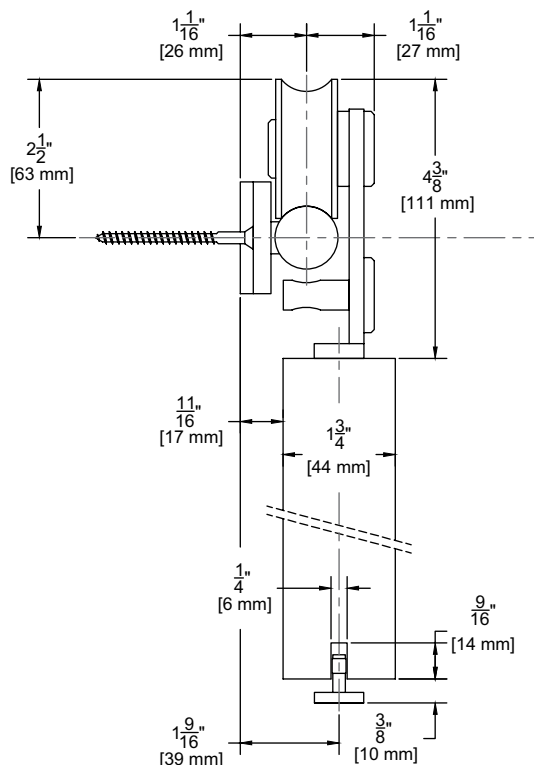
The global leader in  
door opening solutions



# Stainless Steel Sliding Track Hardware System

## W60 Series for Wood Doors

For Sliding Panels up to 176 lbs.



### Configurations:

- Single
- Bi-parting

### Installations:

- Side Wall Mount (only)

### Features:

- Made of 304 stainless steel
- Nylon coated stainless steel wheel for smooth operation
- 176 lb. panel capacity
- 5 year warranty

### Finishes:

- Brushed Stainless Steel (W60)
- Dark Bronze Stainless Steel (W60D)
- Polished Stainless Steel (W60P)

### W60 Kits Include:

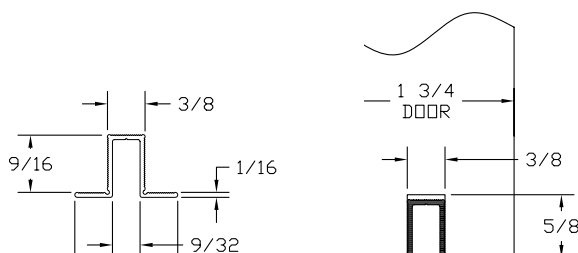
- 1 ea **BAR/\_** Stainless Steel Track
- **BRACKET2** Stainless Steel Wall Brackets
- 2 ea **62** Stainless Steel Hangers
- 1 ea **WOODGUIDE** Stainless Steel Guide
- 2 ea **STOP2** Stainless Steel Stops Mounting Hardware

NOTE: If ordering individual parts in the optional Dark Bronze or Polished finishes, be sure to include a suffix "D" for Dark Bronze or "P" for Polished Stainless

Standard Kit Sizes			
Part Number	Material	Track Length	Door Width
W60/6	304 Stainless Steel	78 <sup>3</sup> / <sub>4</sub> "	36"
W60/8	304 Stainless Steel	98 <sup>7</sup> / <sub>16</sub> "	48"
W60D/6	304 Dark Bronze Stainless Steel	78 <sup>3</sup> / <sub>4</sub> "	36"
W60D/8	304 Dark Bronze Stainless Steel	98 <sup>7</sup> / <sub>16</sub> "	48"
W60P/6	304 Polished Stainless Steel	78 <sup>3</sup> / <sub>4</sub> "	36"
W60P/8	304 Polished Stainless Steel	98 <sup>7</sup> / <sub>16</sub> "	48"

### Options: See page 265

- Bottom Channel **94A**
- Roller Guide **106R/94**
- Mortise Guides **102N**
- Polypropylene Guide Rail **EPD3BL For Use With WOODGUIDE**



NOTE: Alternate route dimension when using optional EPD3BL

800-346-7707 | www.pemko.com

Check the web site for the up-to-date catalog

Copyright © 2015-2017, Pemko Manufacturing Co., an ASSA ABLOY Group company. All rights reserved. Reproduction in whole or in part without the express written permission of Pemko Manufacturing Co. is prohibited.

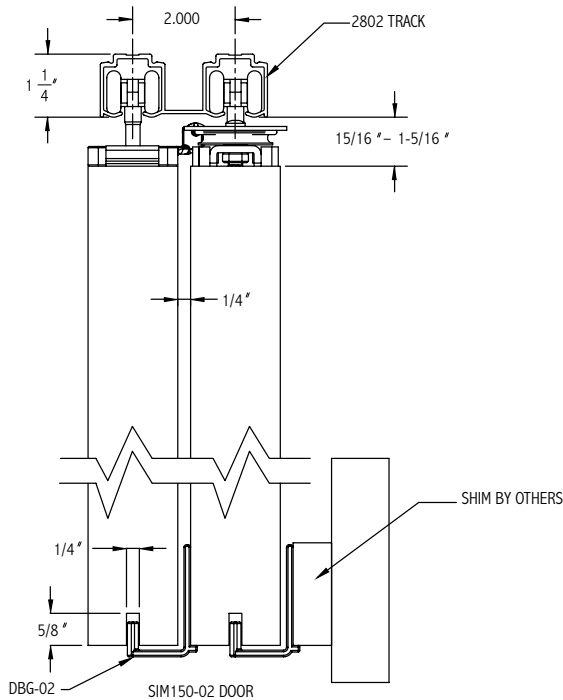
**ASSA ABLOY**

The global leader in door opening solutions

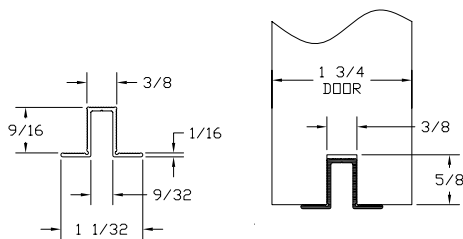
# Simultaneous Acting Sliding Door System

## SIM 150 for 2 Door Systems

For Sliding Panels up to 176 lbs.



### Alternate Route for EPD3BL



### Configurations:

- Bi-part Telescoping

### Installations:

- Overhead Mount

### Features:

- Easy to install with self aligning components
- Telescoping panels glide along the track
- Doors retract into storage pockets when not in use
- 5 year warranty

### Finishes:

- Clear (C)
- Dark Bronze (D)

### Pulley System Kit Includes:

- Pre-Assembled Pulley System
- In-Track Stops and Hangers
- Door Bottom Guides
- Floor Stops, Back Stop and End Plates
- Installation Fasteners

Single Extrusion Aluminum Track must be ordered separately.

Specify door width when ordering. Default door overlap is 3". Any other overlap must be specified (Min. overlap is 2").

Pulley System Kits	
Part Number	Door Width
SIM150-2-LH/25-32	25" - 32"
SIM150-2-LH/33-40	33" - 40"
SIM150-2-LH/41-48	41" - 48"
SIM150-2-RH/25-32	25" - 32"
SIM150-2-RH/33-40	33" - 40"
SIM150-2-RH/41-48	41" - 48"

System Track		
Track	Finish	Track Length
2802C	Clear	up to 147"
2802D	Dark	up to 185"

### Options:

- Lock Kit- includes lock with edge pull, and cup pull, **SIM150-LOCKKIT**
- Bolt Kit- includes surface bolt, dust-proof strike, cup pull, and edge pull, **SIM150-BOLTKIT**
- Snap-on Fascia Available **F134**
- Polypropylene Guide Rail **EPD3BL**

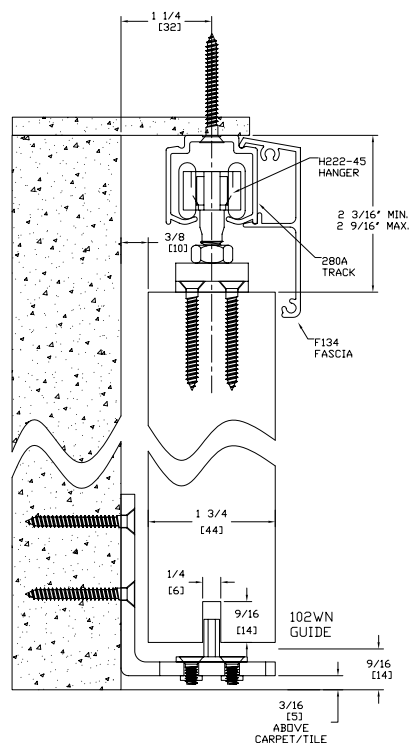
**ASSA ABLOY**

The global leader in door opening solutions

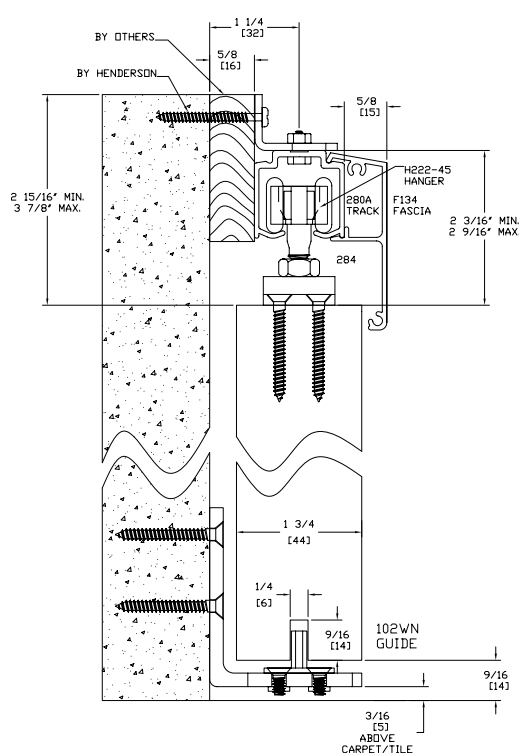
# SHS80 System

For Sliding Panels up to 180 lbs.

## Overhead Mount



## Side Wall Mount



### Configurations:

- Single
- Bi-parting

### Installations:

- Overhead Mount
- Side Wall Mount

### Features:

- Hanger body is made of nickel plated zinc alloy for durability and long life
- Zinc alloy ball bearing wheels coated in nylon for smooth operation
- 180 lb. panel capacity
- 5 year warranty

### SHS80 Kits Include:


- 1 ea **280C** clear anodized aluminum track
- 2 ea **H222-45** Hanger - Nickel Plated Zinc Alloy Body
- 2 ea **601H** Nylon In-Track Clip Stop
- 1 ea **102WN** White Nylon Mortise Guide on Zinc Plated Steel "L" Metal

Standard Kit Sizes			
Part Number	Material	Track Length	Door Width
SHS80/6	Aluminum	72"	36"
SHS80/8	Aluminum	96"	48"

### Options: See page 265

- Fascia: **F134C** clear anodized aluminum fascia, **F134D** dark bronze anodized fascia
- Side Wall Track Brackets: **281** available as 5 pack only, **2815**
- Track: **280D** dark bronze anodized track
- End Plate Kit: **K134EP** (use with F134C and 280C only), **K134DEP** (use with F134D and 280D only)
- Bottom Channel: **94A**
- Roller Guide: **106R/94**
- Threshold: **971A**
- Side Wall Mount: **102WA**
- Mortise Guides: **102N**
- Mortise Floor Guide: **102N**
- Polypropylene Guide Rail: **EPD3BL** for use with 102N or 102WN

### Alternate Route for EPD3BL



800-346-7707 | www.pemko.com

Check the web site for the up-to-date catalog

Copyright © 2015-2017, Pemko Manufacturing Co., an ASSA ABLOY Group company. All rights reserved. Reproduction in whole or in part without the express written permission of Pemko Manufacturing Co. is prohibited.

# ASSA ABLOY

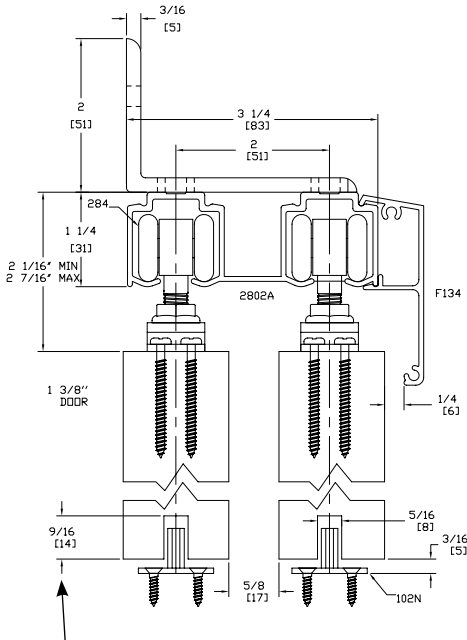
The global leader in door opening solutions

# Bypass Track System

For Bypass Panels up to 200 lbs.

## 1 3/8" Thick Doors

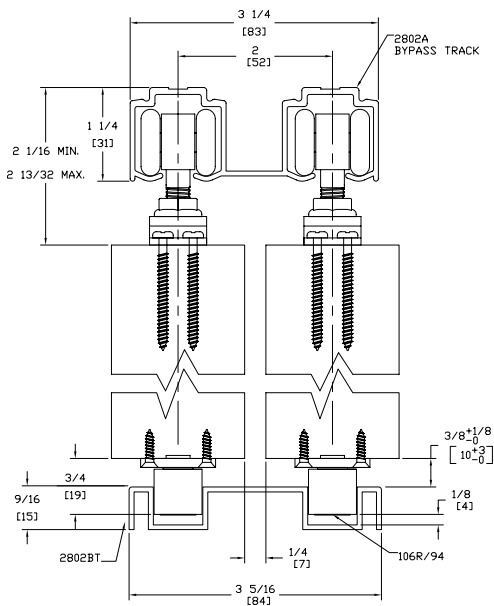
### Doors Side Wall Mount



Note: Route door 9/16" deep by 1/4" wide to receive 102N Guide.

## 1 3/4" Thick Doors

### Overhead Mount



\* Side Wall mounting: use one (1) 2812 Kit per 3 ft. of track.

### Configurations:

- For Bypass Doors

### Features:

- Fits 1 3/8" and 1 3/4" doors
- Needle-bearing wheels for ultra smooth performance
- Load capacity 200 lbs. per door panel (2 hangers)
- Extruded aluminum track
- 5 year warranty

### HBP200A Kits Include:

- 1 ea **2802C** Clear Anodized Aluminum Track
- 4 ea **284** White Nylon Hangers
- 2 ea **102N** White Nylon Mortise Guide
- 4 ea **286** Stops
- 1 ea Adjusting Wrench and Mounting Hardware

### Standard Kit Sizes

Part Number	Track Length	Door Width
HBP200A/4	48"	2 @ 24"
HBP200A/5/4	64"	2 @ 32"
HBP200A/6	72"	2 @ 36"
HBP200A/7	84"	2 @ 42"
HBP200A/8	96"	2 @ 48"
HBP200A/10	120"	2 @ 60"
HBP200A/12	144"	2 @ 72"

### Options: See page 265

- Hardware Kit **H100/200 pack**
- Mounting Bracket **2812**
- Track **2802D** dark bronze anodized track
- Track Stop (bumper) **287HD**
- Bottom Channel **94A**
- Fascia, Snap-On **F134C** clear anodized aluminum fascia. **F134D** dark bronze anodized aluminum fascia
- Roller Guide **106R/94**
- Dual Guide Channel **2802BT**
- Polypropylene Guide Rail **EPD3BL** for use with 102N

**ASSA ABLOY**

The global leader in door opening solutions

## Pemko Acoustic Products

### CONTENTS:

The Impact of Sound .....	222
Basic Acoustics .....	222
Sound and STC Ratings .....	223
Acoustic Seal Sets .....	224
Acoustic Thresholds .....	225
Saddle Thresholds .....	226
Automatic Door Bottoms: PDB Series .....	227
Door Shoes .....	227
Acoustic Adhesive Corner Pads.....	227
Standard Perimeter Gasketing.....	228
SiliconSeal Adhesive-Backed Gasketing.....	228

### INDEX:

PRODUCT	PAGE	PRODUCT	PAGE	PRODUCT	PAGE
151 .....	226	2009 .....	225	PDB411 .....	227
154 .....	226	2212 .....	227	PDB4131 .....	227
175 .....	226	303 .....	228	S44 .....	228
1546 .....	226	312 .....	228	S442 .....	228
1547 .....	226	315 .....	228	S773 .....	228
2006STC_ .....	225	3692 .....	227		
2007STC_ .....	225	ACP112_ .....	227		
2008 .....	225	PEMKOSTCSET .....	224		



## The Impact of Sound

Everyday our ears are met with a barrage of sounds. Sounds can be pleasant, like music or laughter. But they can also be disruptive, like construction or traffic, or even just the people in the cubicle next door. At a certain point sound becomes noise and we look for ways to control it. Sound control is especially important in classrooms, hospitals, hotels and offices, as it impacts our ability to learn, heal, sleep and think.

The U.S. Green Building Council recognizes the importance of acoustical control by including LEED Indoor Environment Quality (IEQ) credits for acoustics.

## Description of Sound

Sound can be described as vibrations in the air moving in waves. The rate of sound vibrations measured in cycles per second is called frequency and is measured in hertz (Hz). Sound pressure levels are measured in decibels (dB). For a list of common noises and their related decibel level, see the chart on the right.

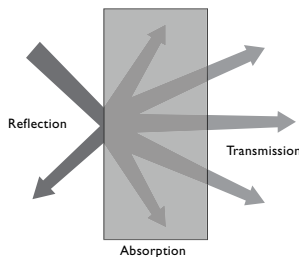
Sound Level dB		
0	Threshold of hearing	Inaudible
20	Very rural environment	Extremely quiet
30	Quiet home	Faint
40	Quiet office	Distant sounds audible
50	Background conversation	Moderate
60	Radio/Television in home	Moderate
70	Highway noise	Moderately loud
80	Background factory noise	Loud
90	Noisy factory	Very loud
105	Elevated train	Deafening
120	Bass drum at 3'	Physical pain
130	Jet aircraft at 100'	Physical pain

## Basic Acoustics

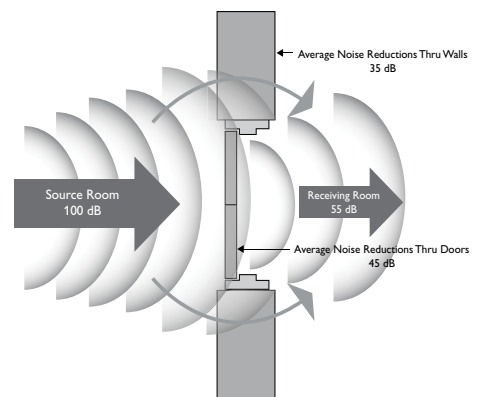
Sound transmission reduction relies on two main principles:

**Sound Absorption** - Removing sound energy from within a room by using materials such as acoustic tiles or open cell foam to soak up sound.

**Sound Insulation** - Preventing the transmission of sound waves by introducing a barrier. Examples include brick, concrete, metal, heavy doors, etc.



Sound waves will travel the path of least resistance. A high performing door will not compensate for less performing materials in the walls around it.



In order to reduce the transmission of sound, materials are added between the source room and the receiving room. The resulting change in decibel level is the sound transmission loss and is given a Sound Transmission Class (STC) rating.

The higher the rating number, the lower the transmission of sound. The STC rating is roughly the decibel reduction a partition can provide. For instance, if a 100 dB noise is reduced to 55 dB, that product roughly has a STC 45 rating.

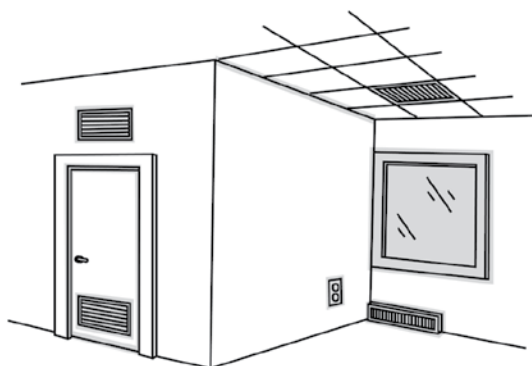
**ASSA ABLOY**

The global leader in door opening solutions

## Sound Flanking

Flanking is the leakage of airborne sound around a door opening through any available gap. Flanking between the door leaf and the surrounding frame is reduced by the use of seals.

Optimum sound attenuation performance is likely achieved using a four sided frame with a sill made to the same detail as the head and the seals set in a single plane. If a full four sided frame is not an option, then alternative threshold sealing options should be made such as automatic door bottoms, door shoes and/or thresholds.



Active STC Rating	Level Of Speech Heard
STC-30	Loud speech understood
STC-35	Loud speech heard but not understood
STC-40	Loud speech audible as a murmur
STC-45	Some loud speech barely audible
STC-48	Hearing strained to hear loud speech
STC-50	Loud speech not audible

## STC Ratings

Acoustic Door Testing is done on “sealed-in-place” (fully caulked) doors for door STC ratings, as well as on assemblies (with gasketing and door bottoms) for operable STC ratings. Operable STC ratings are always equal to or lower than the sealed-in-place ratings. The best performance rating on the operable test is a 'zero drop' in the assembly's STC rating. For example, a door with a STC 45 rating can only achieve an operable STC of 45 at its very best; it can never achieve a STC 50.

Also, since sound waves travel the path of least resistance, a high performing door will not compensate for elements like improperly installed seals around doors, the lack of a threshold under the door, a non-insulated frame, louvered doors, or poor seals at the wall/ceiling/floor/mullion connections.

When STC ratings are determined, normal human speech and hearing are used. In most cases the level of reduction does not totally eliminate but rather muffles the sound to an unintelligible level. The chart shown on the left compares the level of speech that would be heard through a door system with the indicated operable STC rating.

### Look for Pemko products with this symbol:



Tested To: ASTM E 90-2009

Products indicated by this symbol have been acoustically tested in accordance with ASTM E90 - Standard Test Method for Laboratory Measurement of Airborne Sound Transmission Loss of Building Partitions and Elements.

### Need STC Rated Doors?

Pemko Acoustic Seal Sets are an important part of an overall acoustic solution. ASSA ABLOY Group brands can provide the other elements of the solution including STC Rated Doors, STC Rated Frames and complete STC Rated Assemblies.

#### For more information please see:

WOOD DOORS: [www.assaabloymwooddoors.com](http://www.assaabloymwooddoors.com)  
 CECO DOOR: [www.cecodoor.com](http://www.cecodoor.com)  
 CURRIES: [www.curries.com](http://www.curries.com)

## Acoustic Seal Sets

PEMKO supplies the appropriate acoustic components in sets. These product combinations are lab tested and have known decibel drops when used with sound-rated doors. Each kit includes gasketing, a door bottom or threshold, and a complete set of installation instructions. Installation instructions show the proper installation location for each component for optimal performance.

### HOW TO:

1. Locate the Sealed-In-Place (inoperable) rating for your door.
2. Determine the maximum allowable drop for your opening (i.e. -1 db). Note: the numbers are represented as negative numbers as they will decrease your inoperable rating by the number shown (i.e. 45 using a -1 kit will decrease the inoperable rating from 45 to an operable of 44)
3. Find a number in the column below your door's inoperable rating that will keep your opening in the allowable range.
4. Select a kit (or one of the kits given if Alternate Kits are shown), place it on your Purchase Order and add your opening size in inches (i.e. a 3/0 x 7/0 opening will be ordered as a 3684).

Item Number	Sealed-In-Place Door STC Rating				
	58 to 54	53 to 49	48 to 46	45 to 43	<42
PEMKOSTCSET-1A Alternate Kits: 1B, 1C, 1D, 1E		-2	-2	-1	0
PEMKOSTCSET-2C	-3	-2	-2	-1	0
PEMKOSTCSET-2D Alternate Kits: 2A, 2B	-3	-2	-1	-1	0
PEMKOSTCSET-2E	-2	-2	-1	-1	0
PEMKOSTCSET-3A		-2	-1	0	0
PEMKOSTCSET-3D		-2	-1	0	0
PEMKOSTCSET-3E	-2	-2	-1	0	0
PEMKOSTCSET-3B				0	0
PEMKOSTCSET-4A				0	0
PEMKOSTCSET-4B				0	0
PEMKOSTCSET-4D				0	0
PEMKOSTCSET-4E				0	0

NOTE: A seal set cannot increase the sealed-in-place rating; a zero drop is the best performance any seal set can provide.

Item Number	Gasketing	Door Bottom	Threshold	Corner Pad
PEMKOSTCSET-1A	S773BL (Single Row) and S44BL (Single Row)	PDB411AE		ACP112BL
PEMKOSTCSET-1B	S44BL (Two Rows)	PDB411AE		ACP112BL
PEMKOSTCSET-1C	S442BL (Single Row) and S44BL (Single Row)	PDB411AE		ACP112BL
PEMKOSTCSET-1D	303AS and S44BL (Single Row)	PDB411AE		ACP112BL
PEMKOSTCSET-1E	312CR and S44BL (Single Row)	PDB411AE		ACP112BL
PEMKOSTCSET-2A	S773BL (Single Row) and S44BL (Single Row)		2008APK	
PEMKOSTCSET-2B	S44BL (Two Rows)		2008APK	
PEMKOSTCSET-2C	S442BL (Single Row) and S44BL (Single Row)		2008APK	
PEMKOSTCSET-2D	303AS and S44BL (Single Row)		2008APK	
PEMKOSTCSET-2E	312CR and S44BL (Single Row)		2008APK	
PEMKOSTCSET-3A	S773BL (Single Row) and S44BL (Single Row)	3692APK773BL		
PEMKOSTCSET-3B	S44BL (Two Rows)	3692APK773BL		
PEMKOSTCSET-3D	303AS and S44BL (Single Row)	3692APK773BL		
PEMKOSTCSET-3E	312CR and S44BL (Single Row)	3692APK773BL		
PEMKOSTCSET-4A	S773BL (Single Row) and S44BL (Single Row)		2009APK	
PEMKOSTCSET-4B	S44BL (Two Rows)		2009APK	
PEMKOSTCSET-4D	303AS and S44BL (Single Row)		2009APK	
PEMKOSTCSET-4E	312CR and S44BL (Single Row)		2009APK	

## ASSA ABLOY

The global leader in  
door opening solutions

800-346-7707 | [www.pemko.com](http://www.pemko.com)  
Check the web site for the up-to-date catalog

Copyright © 2015-2017, Pemko Manufacturing Co., an ASSA ABLOY Group company. All rights reserved.  
Reproduction in whole or in part without the express written permission of Pemko Manufacturing Co. is prohibited.

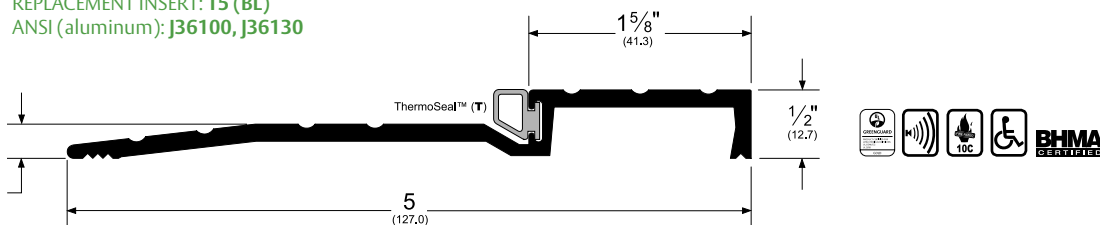


## Acoustic Thresholds

- PEMKO's line of Acoustic Thresholds are designed to aid with a door's STC rating.
- Thresholds will not improve a door's "sealed-in-place" STC rating
- Visit PEMKO's website, [www.pemko.com](http://www.pemko.com), for more Acoustic products and additional information

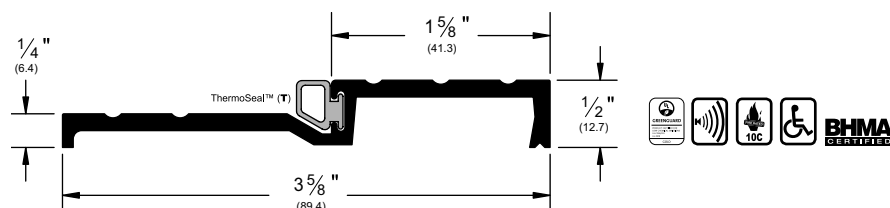
### 2006STC\_

AVAILABLE FINISHES: **A, D**  
 REPLACEMENT INSERT: **T5 (BL)**  
 ANSI (aluminum): **J36100, J36130**



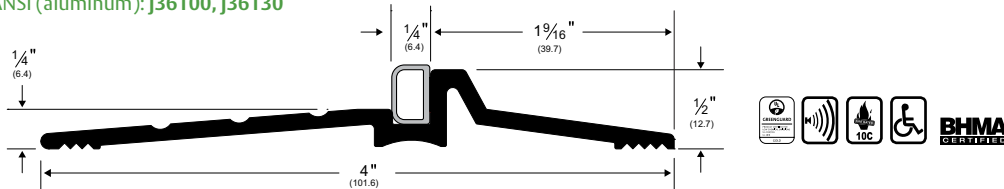
### 2007STC\_

AVAILABLE FINISHES: **A, D**  
 REPLACEMENT INSERT: **T5 (BL)**  
 ANSI (aluminum): **J36100, J36130**



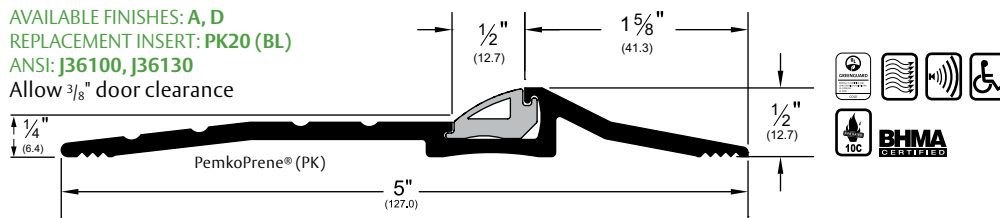
### 2008\_PK

AVAILABLE FINISHES: **A, D**  
 REPLACEMENT INSERT: **PK381 (BL)**  
 ANSI (aluminum): **J36100, J36130**



### 2009\_PK

AVAILABLE FINISHES: **A, D**  
 REPLACEMENT INSERT: **PK20 (BL)**  
 ANSI: **J36100, J36130**  
 Allow 3/8" door clearance



AVAILABLE FINISHES FOR PRODUCTS SHOWN ON THIS PAGE (see General Information section for finish chart)  
**A** (Mill Finish Aluminum) **D** (Dark Bronze Anodized)

800-346-7707 | [www.pemko.com](http://www.pemko.com)

Check the web site for the up-to-date catalog

Copyright © 2015-2017, Pemko Manufacturing Co., an ASSA ABLOY Group company. All rights reserved.  
 Reproduction in whole or in part without the express written permission of Pemko Manufacturing Co. is prohibited.

**ASSA ABLOY**

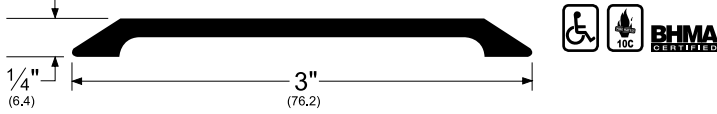
The global leader in  
 door opening solutions

# Saddle Thresholds

- Use these with PEMKO Automatic Door Bottoms to create a smooth, even sealing surface

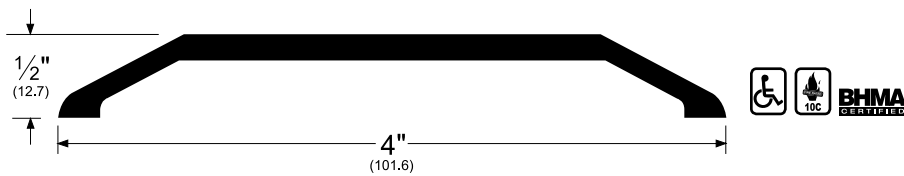
## 151\_

AVAILABLE FINISHES: **A, B, D, G**  
 ANSI (aluminum): **J32300, J32330**  
 ANSI (brass): **J12300, J12330**



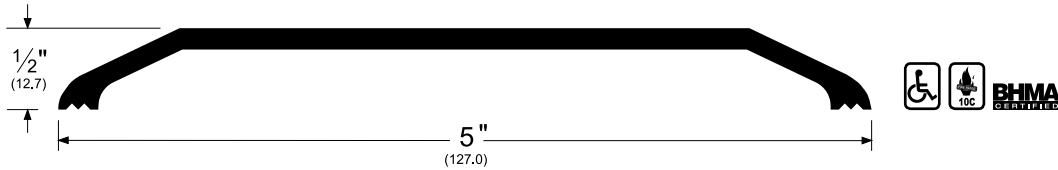
## 175\_

AVAILABLE FINISHES: **A, B, D, G**  
 ANSI (aluminum): **J32300, J32330**  
 ANSI (brass): **J12300, J12330**



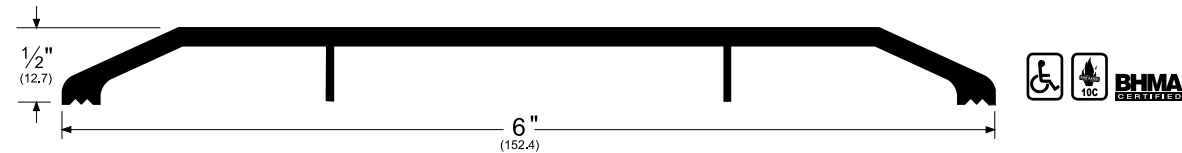
## 154\_

AVAILABLE FINISHES: **A, D, G**  
 ANSI (aluminum): **J32300, J32330**



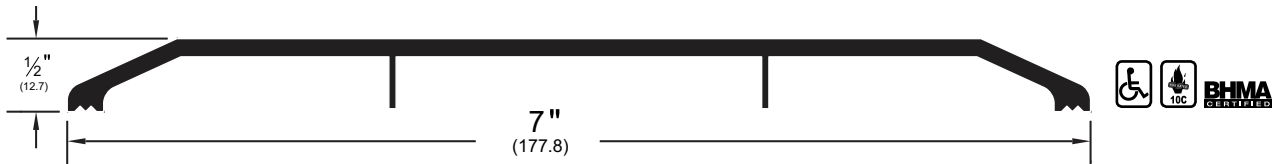
## 1546\_

AVAILABLE FINISHES: **A, D, G**  
 ANSI (aluminum): **J32300, J32330**



## 1547\_

AVAILABLE FINISHES: **A, D, G**  
 ANSI (aluminum): **J32300, J32330**



AVAILABLE FINISHES FOR PRODUCTS SHOWN ON THIS PAGE (see General Information section for finish chart)  
**A** (Mill Finish Aluminum) **B** (Mill Finish [Brass] Bronze) **D** (Dark Bronze Anodized) **G** (Gold Anodized)

**ASSA ABLOY**

The global leader in  
 door opening solutions

800-346-7707 | www.pemko.com  
 Check the web site for the up-to-date catalog

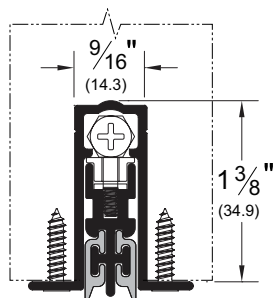
Copyright © 2015-2017, Pemko Manufacturing Co., an ASSA ABLOY Group company. All rights reserved.  
 Reproduction in whole or in part without the express written permission of Pemko Manufacturing Co. is prohibited.

## Automatic Door Bottoms: PDB Series

- Unique patented design creates uniform seal pressure across the entire door bottom, resulting in superior acoustic performance
- Use a flat saddle to create a positive sealing surface that ensures maximum acoustic performance
- United States Patent No. 8,925,250 B2

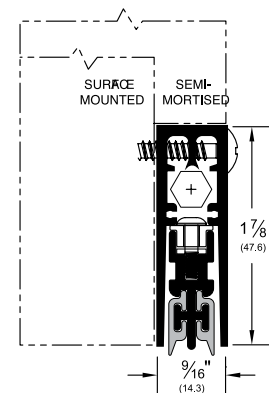
### PDB411\_E

AVAILABLE FINISHES: **A**  
REPLACEMENT INSERT: **PK8 (BL)**  
ANSI: **R3G324, R3G325**



### PDB4131\_E

AVAILABLE FINISHES: **C, D**  
REPLACEMENT INSERT: **PK8 (BL)**  
ANSI: **R3G334, R3G335, R3G344, R3G345**

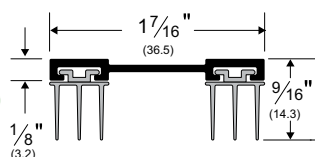


## Door Shoes

- Slotted holes for easy adjustment
- Provided with stainless steel fasteners
- Use a flat saddle to create a positive sealing surface that ensures maximum acoustic performance

### 3692\_PK773

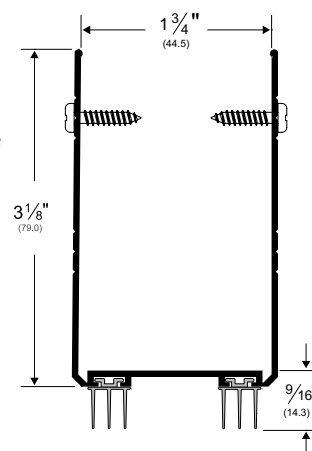
AVAILABLE FINISH: **A**  
AVAILABLE LENGTHS: **36", 48"**  
REPLACEMENT INSERT: **PK773 (BL, GR)**  
ANSI: **R3G414, R3G415**



### 2212\_PK773

AVAILABLE FINISHES: **A, D, G**  
REPLACEMENT INSERT: **PK773 (BL)**  
ANSI: **R3G416**

- Combination door shoe and kick plate
- Excellent Acoustic performance

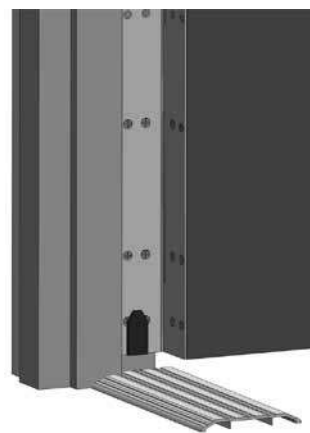
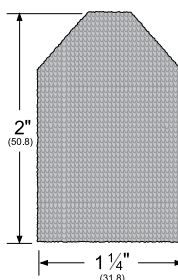


## Acoustic Adhesive Corner Pads

- Corner pad with black or white polypropylene pile, with pressure-sensitive adhesive
- Apply to corner of jamb on hinge side to seal against air and light infiltration

### ACP112\_

AVAILABLE COLORS: **BL, W**



NOTE: Products shown in this section may not be drawn to scale.

AVAILABLE FINISHES FOR PRODUCTS SHOWN ON THIS PAGE (see General Information section for finish chart)  
**A** (Mill Finish Aluminum) **C** (Clear Anodized) **D** (Dark Bronze Anodized) **G** (Gold Anodized)  
Corner Pads: **BL** (Black) **W** (White)

800-346-7707 | www.pemko.com

Check the web site for the up-to-date catalog

Copyright © 2015-2017, Pemko Manufacturing Co., an ASSA ABLOY Group company. All rights reserved.  
Reproduction in whole or in part without the express written permission of Pemko Manufacturing Co. is prohibited.

**ASSA ABLOY**

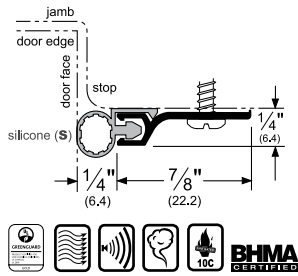
The global leader in  
door opening solutions

## Standard Perimeter Gasketing

- Rigid jamb weatherstrip shown mounted on openings with  $\frac{1}{16}$ " gaps; however, each weatherstrip can seal gaps up to the depth of its seal. Seal depth provided on each illustration (example: the **303** has a  $\frac{1}{4}$ " seal; therefore, it can seal up to a  $\frac{1}{4}$ " gap)
- Punched on 6" centers with slotted holes for adjustment
- Model 303 is available with self-adhesive two-sided tape (TST) and tek screws (3 slotted holes per part) for easy installation. To obtain this option, add "TST" to the end of the part when ordering (example: **303AVTST**)
- PEMKO is continually commissioning tests for acoustic assemblies. More profiles may be tested from this category. Please contact Customer Service if the options here don't suit your application.

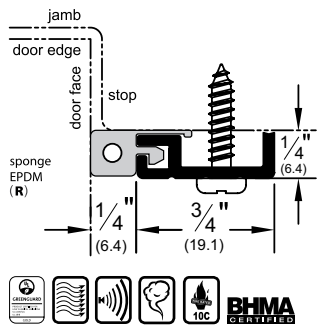
### 303\_S

AVAILABLE FINISHES: **A, BDG, C, D, G, PW, SN**  
 REPLACEMENT INSERT: **S3 (BL, GR, W)**  
 ANSI: **R3E164, R3E165**



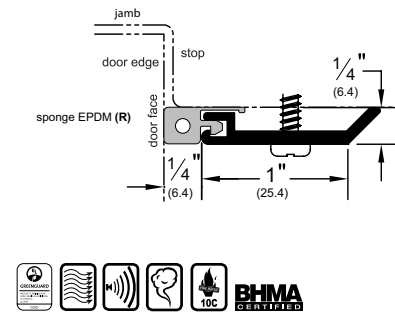
### 312\_R

AVAILABLE FINISHES: **B, C, D, G**  
 REPLACEMENT INSERT: **ER9BL (BL)**  
 ANSI (alum): **R3G164, R3G165**  
 • 312BR is being redesigned. Consult website for current profile.



### 315\_R

AVAILABLE FINISHES: **B, C, D, G**  
 REPLACEMENT INSERT: **ER9BL (BL)**  
 ANSI (alum): **R3G164, R3G165**  
 • 315BR is being redesigned. Consult website for current profile.



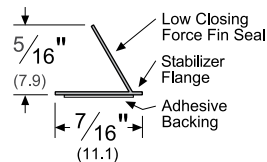
## SiliconSeal Adhesive-Backed Gasketing

- SiliconSeal is extruded from high-temperature silicone; effective between -58°F and 450°F
- Self-extinguishing and non-toxic; unaffected by sunlight, ozone, and ultraviolet rays
- Impervious to fungus and mildew; will not deteriorate under normal exposure
- Meets FAR 25.853 Airworthiness Standards for Compartment Interiors

### S44\_

AVAILABLE FINISHES: **BL, C, D, GR, W**  
 AVAILABLE LENGTHS: **17', 18', 20', 21', 25', 30', 204', 510'**  
 ANSI: **R0E154, R0E155**

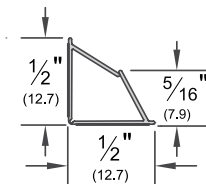
- Designed for tighter frames
- Demonstrates extremely low closing force
- Seal begins compressing at  $\frac{5}{16}$ "; compresses to seal up to a  $\frac{1}{16}$ " gap



### S442\_

AVAILABLE FINISHES: **BL, D, GR, W**  
 AVAILABLE LENGTHS: **17', 18', 20', 21', 25', 30', 510'**  
 ANSI: **R0E154, R0E155**

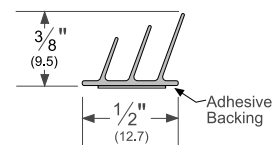
- Fits flush into corner
- Seal begins compressing at  $\frac{5}{16}$ "; compresses to seal up to a  $\frac{1}{16}$ " gap in either direction



### S773\_

AVAILABLE FINISHES: **BL, D, GR, W**  
 AVAILABLE LENGTHS: **17', 18', 20', 21', 25', 30', 250', 500'**  
 ANSI: **R0E154, R0E155**

- Triple-fin design effectively blocks light and sound from infiltrating a room
- Seal begins compressing at  $\frac{3}{8}$ "; compresses to seal up to a  $\frac{1}{16}$ " gap



NOTE: Products shown in this section may not be drawn to scale.

AVAILABLE FINISHES FOR PRODUCTS SHOWN ON THIS PAGE (see General Information section for finish chart)

Metal: **A** (Mill Finish Aluminum) **B** (Mill Finish [Brass] Bronze) **BDG** (Bright Dip Gold Anodized) **D** (Dark Bronze Anodized) **G** (Gold Anodized) **PW** (Painted White) **SN** (Satin Nickel Anodized)

SiliconSeal: **BL** (Black) **C** (Clear) **D** (Dark) **GR** (Gray) **W** (White)

**ASSA ABLOY**

The global leader in door opening solutions



## CONTENTS:

H180A Series .....	230
SHS80 Series .....	231
Sliding 200 Series .....	232
Side Wall Track System .....	233
Bypass Track Series .....	234
SIM200A Series .....	235
LP200 Series .....	236
Sirocco Series .....	237
H300S-OH Series .....	238
H300S-SW Series .....	239
H440A-OH Series .....	240
H440A-SW Series .....	241
H600S-OH Series .....	242
H600S-SW Series .....	243
H800S-OH Series .....	244
H800S-SW Series .....	245
H1100A-OH Series .....	246
H1100A-SW Series .....	247
Husky Sliding Glass Series .....	248
Pocket Frame Kit .....	249
Folding 100 Series .....	250
Pacer Interior End Fold Series .....	251
Flexirol Interior End Fold Series .....	252
Sliding Track Hardware System for Wood Doors .....	253-257
Sliding Track Hardware System for Glass Doors .....	258-262
SIM150- 2 Door .....	263
SIM150- 3 Door.....	264
Options & Accessories .....	265

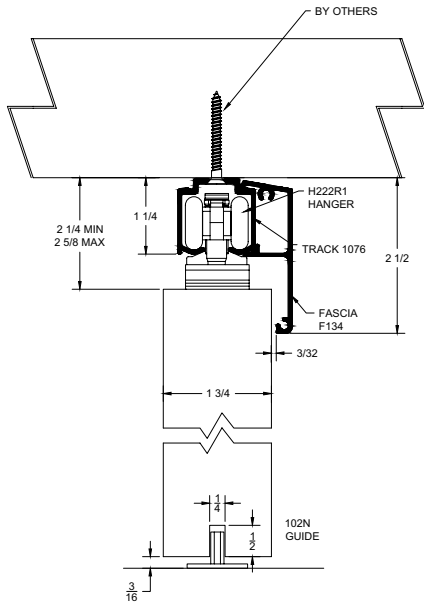
## INDEX:

PRODUCT	PAGE	PRODUCT	PAGE	PRODUCT	PAGE	PRODUCT	PAGE
12.....	258	1076 .....	230	550A.....	246-247, 252	G60 to G100 .....	258-262
22.....	260	1A/290.....	239	556/21 .....	252	GLASSGUIDE.....	258-262
32.....	259	1A/290/EC.....	238-239	556/57 .....	246-247	FIF2/275A .....	252
42.....	261	1A/301.....	243, 245	57A/N.....	244-245	H200PACK .....	232-234, 265
52.....	262	1A/301/EC.....	242-245	57A/S.....	242-243	H1100A-OH.....	246
62.....	253	1A/550.....	247	57B.....	240-241	H1100A-SW.....	247
72.....	254	1AX/290.....	239	57K/N.....	238-239	H180A.....	230
82.....	255	1AX/301.....	234, 245	600A.....	240-241, 251	H200.....	232
92.....	256	1B.....	241	601H.....	231, 235, 248, 265	H222R1 .....	230-235, 249
111 .....	257	1BX.....	241	601P.....	240-241	H300S-OH.....	238
280 .....	231-232, 235-236, 248, 250	21/550/P.....	252	8-12/SN.....	248	H300S-SW.....	239
281 .....	231-232, 235-236, 248, 250, 265	21B/P.....	251	89/2N.....	238-247	H440A-OH.....	240
283 .....	250	21BO/4.....	251	94A.....	230-236, 238-247, 250-257, 265	H440A-SW.....	241
284 .....	232-235	21N/94 .....	251	971A.....	230-232, 235-236, 238, 240, 242, 244, 246, 250-252, 265	H600S-OH.....	242
286 .....	232-234, 265	21R/94 .....	252	BAR.....	253-262	H600S-SW.....	243
290 .....	238-239	280 _SWF.....	233	BRACKET2 .....	253-262	H800S-OH.....	244
301 .....	242-245	2802 .....	234, 263	DELLH/DELRH.....	237	H800S-SW.....	245
2812 .....	234, 265	2802BT.....	234, 265	EPD3 .....	230-232, 234-235, 253-257, 263-264	HBP200A.....	234
102N.....	230-236, 238-245, 253-257, 265	2803 .....	264	F1F4/275A.....	252	HF2/100 .....	250
102WA.....	230-233, 235, 239, 241, 245, 265	280_SWTKIT .....	233	F134.....	230-232, 234-235, 263-265	HF2/100PACK .....	265
102WN.....	230-233, 235, 239, 241, 243, 245	282HD .....	250	F160C.....	240	HF4/100 .....	250
106HF/94 .....	250	284D .....	248	F160ECP .....	240	HH3/290 .....	238-239
106N/94.....	265	287HD .....	230, 232, 234, 265	F200C.....	241	HH3/301 .....	242-247
106R/94 ...	230-236, 238-247, 253-257, 265	289B.....	250	F200ECP .....	241	k1077 _SWEP.....	230, 232
1075C.....	230	289T.....	250	F234 .....	248, 265	K134EP .....	231-232, 235, 265
		3A/290.....	238			K134DEP.....	231, 235
		3A/301.....	242, 244			K28 _SWEP.....	233
		3AX/290.....	238			LH100 .....	236
		3AX/301.....	242, 244			LP200A .....	236
		403/2.....	251-252				

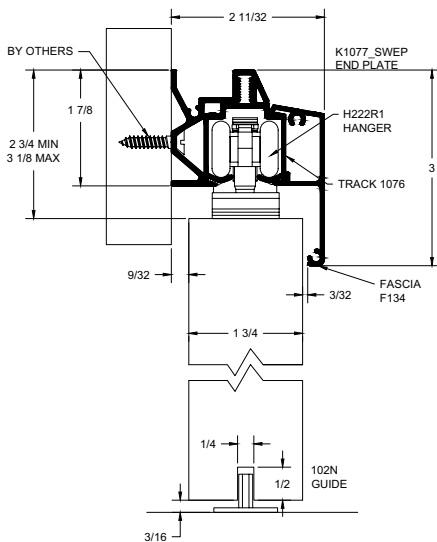
# H180A Series

For Sliding Panels up to 180 lbs.

## Overhead Mount



## Side Wall Mount



### Configurations:

- Single
- Bi-parting

### Installations:

- Overhead Mount
- Side Wall Mount

### Features:

- Hanger body is made of nickel plated zinc alloy for durability and long life
- Zinc alloy ball bearing wheels coated in nylon for smooth operation
- 180 lb. panel capacity
- Optional side wall bracket reduces the amount of wall space needed to mount the track
- 5 year warranty

### H180A Kits Include:

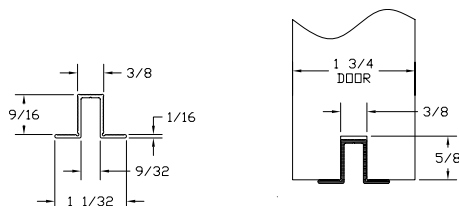
- 1 ea **1076C** Clear Anodized Aluminum Track
- 2 ea **H222R1** - Nickel Plated Zinc Alloy Body Zinc Alloy Wheels Coated in Nylon
- 2 ea **287HD** Rubber Bumper In-Track Stop
- 1 ea **102N** White Nylon Mortise Guide

Standard Kit Sizes			
Part Number	Material	Track Length	Door Width
H180A/6	Aluminum	72"	36"
H180A/8	Aluminum	96"	48"
H180A/10	Aluminum	120"	60"
H180A/12	Aluminum	144"	72"

### Options: See page 265

- Fascia **F134C** clear anodized aluminum fascia
- F134D** dark bronze anodized fascia
- Side Wall Track Bracket **1075C** clear anodized aluminum bracket- order same length as track
- 1076D** dark bronze anodized track
- Track **K1077C-SWEP** (use with F134C fascia and 1075C side wall bracket only)
- End Plate Kit **K1077D-SWEP** (use with F134D fascia and 1075D side wall bracket only)
- Bottom Channel **94A**
- Roller Guide **106R/94**
- Threshold **971A**
- Side Wall Mount Mortise Guides **102WN** (nylon) and **102WA** (steel)
- Polypropylene Guide Rail **EPD3BL** for use with 102N or 102WN

### Alternate Route for EPD3BL



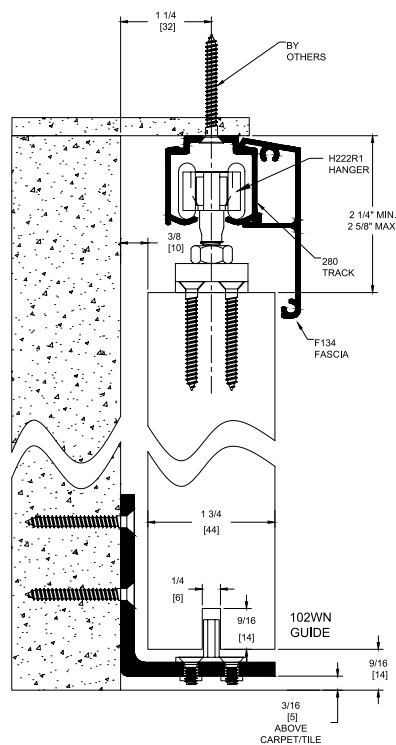
**ASSA ABLOY**

The global leader in door opening solutions

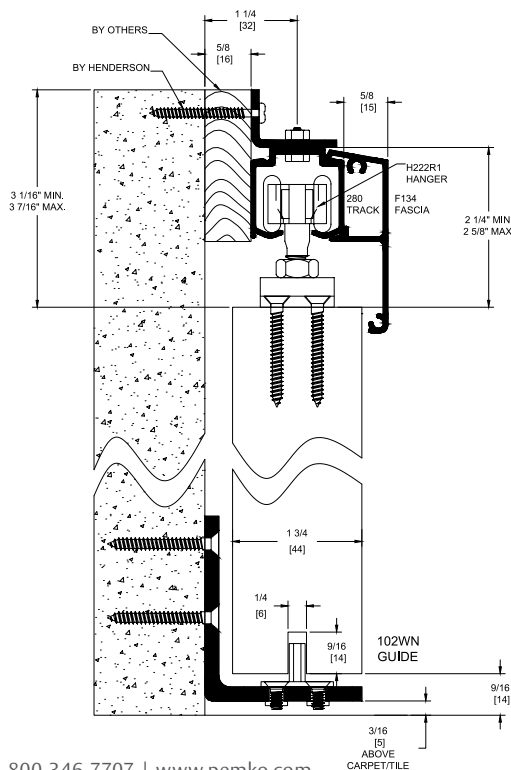
# SHS80 Series

For Sliding Panels up to 180 lbs.

## Overhead Mount



## Side Wall Mount



### Configurations:

- Single
- Bi-parting

### Installations:

- Overhead Mount
- Side Wall Mount

### Features:

- Hanger body is made of nickel plated zinc alloy for durability and long life
- Zinc alloy ball bearing wheels coated in nylon for smooth operation
- 180 lb. panel capacity
- 5 year warranty

### SHS80 Kits Include:

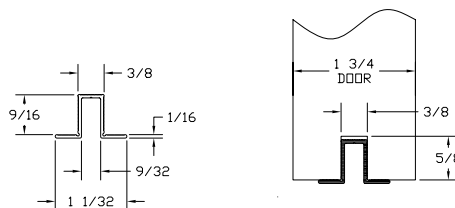
- 1 ea **280C** Clear Anodized Aluminum Track
- 2 ea **H222R1** - Nickel Plated Zinc Alloy Body
- 2 ea **601H** Nylon In-Track Clip Stop
- 1 ea **102WN** White Nylon Mortise Guide on Zinc Plated Steel "L" Metal

Standard Kit Sizes			
Part Number	Material	Track Length	Door Width
SHS80/6	Aluminum	72"	36"
SHS80/8	Aluminum	96"	48"

### Options: See page 265

- Fascia **F134C** clear anodized aluminum fascia  
**F134D** dark bronze anodized fascia
- Side Wall Track Brackets **281** available as 5 pack only, **2815**
- Track **280D** dark bronze anodized track
- End Plate Kit **K134EP** (use with F134C and 280C only)  
**K134DEP** (use with F134D and 280D only)
- Bottom Channel **94A**
- Roller Guide **106R/94**
- Threshold **971A**
- Side Wall Mount Mortise Guides **102WA**
- Mortise Floor Guide **102N**
- Polypropylene Guide Rail **EPD3BL** for use with 102N or 102WN

### Alternate Route for EPD3BL



800-346-7707 | www.pemko.com

Check the web site for the up-to-date catalog

Copyright © 2015-2017, Pemko Manufacturing Co., an ASSA ABLOY Group company. All rights reserved. Reproduction in whole or in part without the express written permission of Pemko Manufacturing Co. is prohibited.

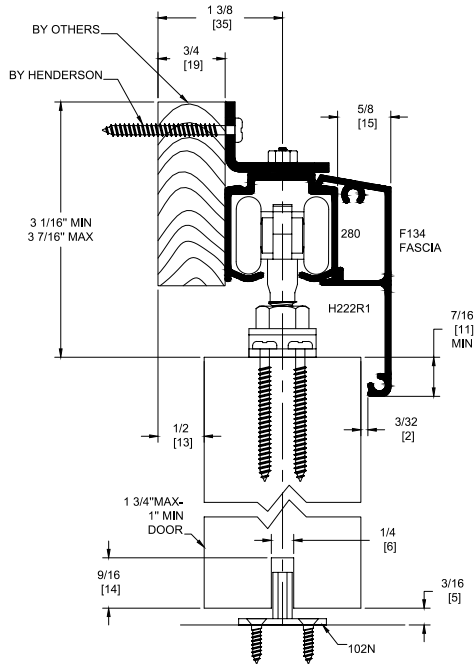
# ASSA ABLOY

The global leader in door opening solutions

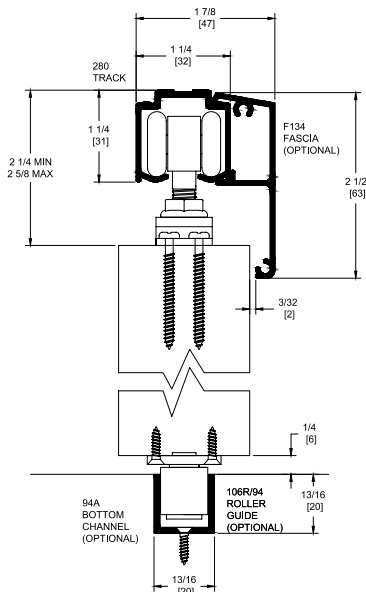
## Sliding 200 Series

For Sliding Panels up to 200 lbs.  
Manufactured by P.C. Henderson

### 280C Side Wall Mounted



### 280C Soffit Mounted with Fascia



**ASSA ABLOY**

The global leader in  
door opening solutions

#### Configurations:

- Single
- Bi-parting

#### Installations:

- Overhead Mount
- Side Wall Mount
- Face/Face Fixed Mount with Fascia

#### Features:

- Hanger body is made of nickel plated zinc alloy for durability and long life
- Zinc alloy ball bearing wheels coated in nylon for smooth operation
- 200 lb. panel capacity
- Galvanized steel track 280
- Clear anodized aluminum track 280C
- 2 year warranty

#### H200A Kits Include:

- 1 ea **280C** Clear Anodized Aluminum Track
- 2 ea **H222R1** Hangers
- 1 ea **102N** Nylon Guide
- 2 ea **TELS-14KIT** Stops
- 1 ea Adjusting Wrench and Mounting Hardware

#### H200 Kits Include:

- 1 ea **280** Steel Track
- 2 ea **H222R1** Hangers
- 1 ea **102N** Nylon Guide
- 2 ea **TELS-14KIT** Stops
- 1 ea Adjusting Wrench and Mounting Hardware

#### Standard Kit Sizes

Part Number	Material	Track Length	Door Width
H200A/4	Aluminum	48"	24"
H200A/5-4	Aluminum	64"	32"
H200A/6	Aluminum	72"	36"
H200A/7	Aluminum	84"	42"
H200A/8	Aluminum	96"	48"
H200A/10	Aluminum	120"	60"
H200A/12	Aluminum	144"	72"
H200/6	Steel	72"	36"
H200/8	Steel	96"	48"

#### Options: See page 265

Hardware Kit  
Mounting Bracket

Track Stop (bumper)  
Bottom Channel  
Fascia, Snap-On

Track  
Roller Guide

Side Wall Mortise Guide  
Threshold

End Plate

Polypropylene Guide Rail

#### H200PACK

**281** available as 5 pack only, **2815**  
NOTE: Need one at each end and no more than 3 feet in between.

Fasteners included

#### 287HD

#### 94A

**F134C** in clear anodized (**280C** only)

**F134D** dark bronze anodized fascia

**280D** dark bronze anodized

#### 106R/94

**102WA** (steel) and **102WN** (nylon)

#### 971A

**K134EP** (use with F134C and 280C only) **K134DEP** (use with F134D and 280D only)

**EPD3BL** for use with 102N or 102WN

800-346-7707 | www.pemko.com

Check the web site for the up-to-date catalog

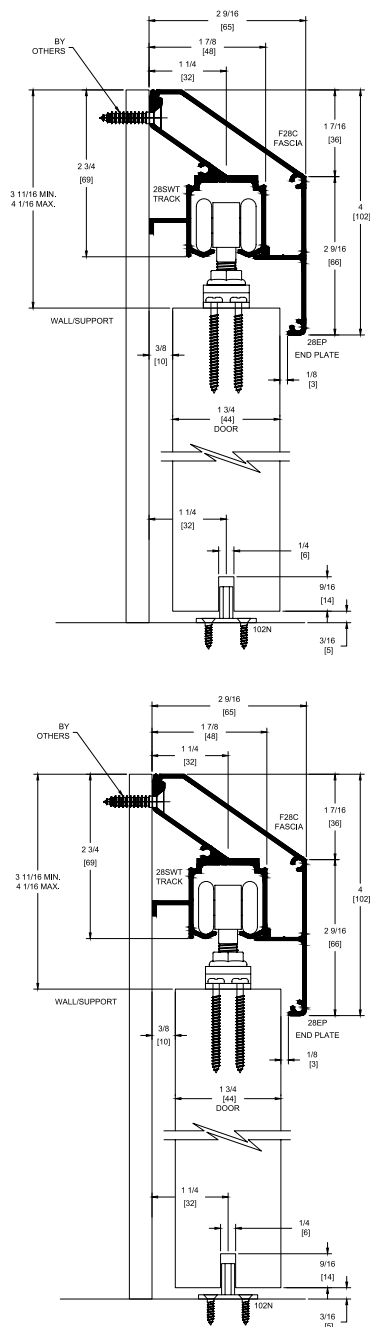


## Side Wall Track (SWT) System

For Sliding Panels up to 200 lbs.

The PEMKO Side Wall Track System has a unique mounting bracket that is extruded with the track. An innovative wall mounted bottom guide assembly allows carpet to be replaced without removing the door.

### SWT Kit Side Wall Mounted



### Configurations:

- Single
- Bi-parting

### Features:

- Unique mounting bracket extruded into track
- Supports up to 200 lbs. per door
- Quick, easy attachment
- No additional shims needed
- New construction or retrofit
- 5 year warranty

### 280SWT Kits Include:

- 1ea **280\_SWT** Aluminum Track
- 1ea **280\_-SWF** Aluminum Fascia
- 1ea **K28\_-SWEP** Pair of End Plates
- 2ea **H222R1** Hangers
- 2ea **TELS-14KIT** In Track Stops
- 1ea **102N** White Nylon Mortise Guide
- 1ea **102WA** Wall Mounted Mortise Guide
- 1ea Adjusting Wrench

### Standard Kit Sizes

Part Number	Track Length	Door Width
(Mill Finished Track/Clear Anodized Fascia/End Plates)		
280C-SWTKIT/5	60"	30"
280C-SWTKIT/6	72"	36"
280C-SWTKIT/8	96"	48"
280C-SWTKIT/12*	144"	2 @ 36"
(Dark Bronze Anodized Track/Fascia/End Plates)		
280D-SWTKIT/5	60"	30"
280D-SWTKIT/6	72"	36"
280D-SWTKIT/8	96"	48"
280D-SWTKIT/12*	144"	2 @ 36"

\*NOTE: 280\_-SWTKIT/12 comes with enough hardware for two doors.

### Options: See page 265

- Hardware Kit (one door) **H200PACK**
- Roller Guide **106R/94**
- Bottom Channel **94A**
- Nylon Mortise Guide **102WN**

AVAILABLE FINISHES FOR PRODUCTS SHOWN ON THIS PAGE (see General Information section for finish chart)

A (Mill Finish Aluminum) C (Anodized Aluminum) D (Dark Bronze Anodized)

800-346-7707 | www.pemko.com

Check the web site for the up-to-date catalog

Copyright © 2015-2017, Pemko Manufacturing Co., an ASSA ABLOY Group company. All rights reserved.  
 Reproduction in whole or in part without the express written permission of Pemko Manufacturing Co. is prohibited.

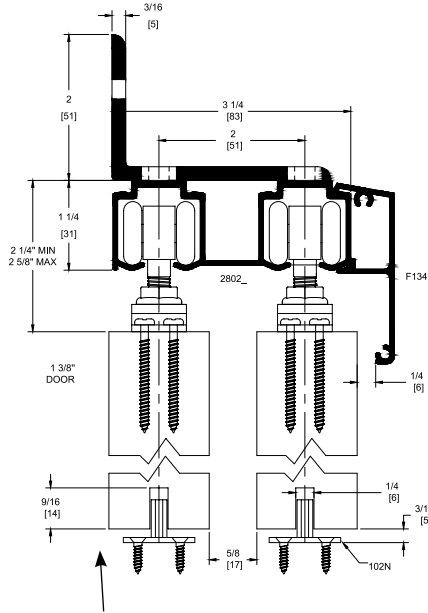
## ASSA ABLOY

The global leader in  
 door opening solutions

# Bypass Track Series

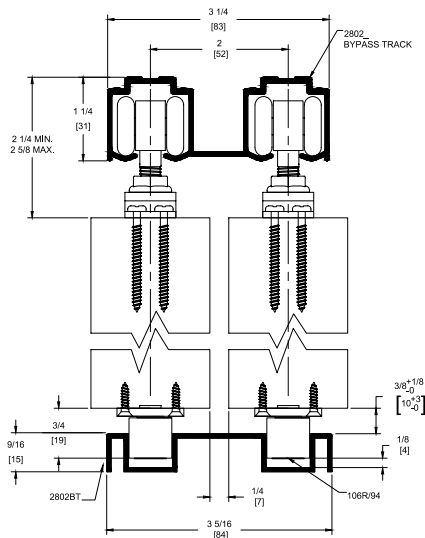
For Bypass Panels up to 200 lbs.

## 1 3/8" Thick Doors Doors Side Wall Mount



NOTE: Route door 9/16" deep by 1/4" wide to receive 102N Guide.

## 1 3/4" Thick Doors Overhead Mount



\* Side Wall mounting: use one (1) 2812 Kit per 3 ft. of track.

### Configurations:

- For Bypass Doors

### Features:

- Fits 1 3/8" and 1 3/4" doors
- Hanger body is made of nickel plated zinc alloy for durability and long life
- Zinc alloy ball bearing wheels coated in nylon for smooth operation
- 200 lb. panel capacity
- Load capacity 200 lbs. per door panel (2 hangers)
- Extruded aluminum track
- 5 year warranty

### HBP200A Kits Include:

- 1 ea **2802C** Clear Anodized Aluminum Track
- 4 ea **H222R1** Hangers
- 2 ea **102N** White Nylon Mortise Guide
- 4 ea **TELS-14KIT** In Track Stops
- 1 ea Adjusting Wrench and Mounting Hardware

### Standard Kit Sizes

Part Number	Track Length	Door Width
HBP200A/4	48"	2 @ 24"
HBP200A/ 5-4	64"	2 @ 32"
HBP200A/6	72"	2 @ 36"
HBP200A/7	84"	2 @ 42"
HBP200A/8	96"	2 @ 48"
HBP200A/10	120"	2 @ 60"
HBP200A/12	144"	2 @ 72"

### Options: See page 265

- Hardware Kit **H200PACK**
- Mounting Bracket **2812**
- Track **2802D** dark bronze anodized track
- Track Stop (bumper) **287HD**
- Bottom Channel **94A**
- Fascia, Snap-On **F134C** clear anodized aluminum fascia. **F134D** dark bronze anodized aluminum fascia
- Roller Guide **106R/94**
- Dual Guide Channel **2802BT**
- Polypropylene Guide Rail **EPD3BL** for use with 102N

**ASSA ABLOY**

The global leader in door opening solutions

AVAILABLE FINISHES FOR PRODUCTS SHOWN ON THIS PAGE (see General Information section for finish chart)  
A (Mill Finish Aluminum) C (Clear Anodized)

800-346-7707 | www.pemko.com

Check the web site for the up-to-date catalog

Copyright © 2015-2017, Pemko Manufacturing Co., an ASSA ABLOY Group company. All rights reserved. Reproduction in whole or in part without the express written permission of Pemko Manufacturing Co. is prohibited.

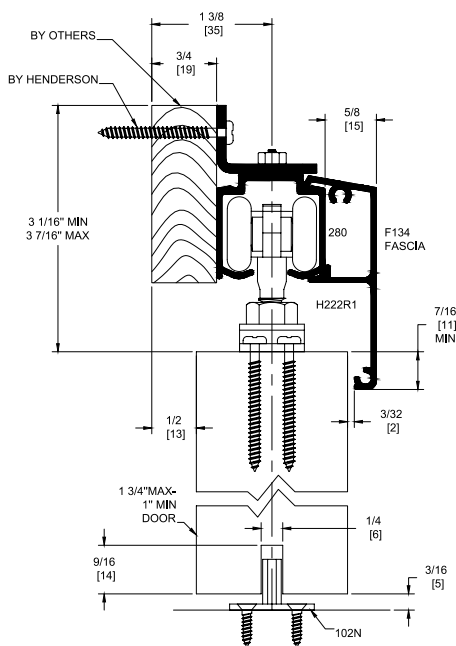
## SIM200A Series

For Sliding Doors up to 48" wide and 200 lbs.

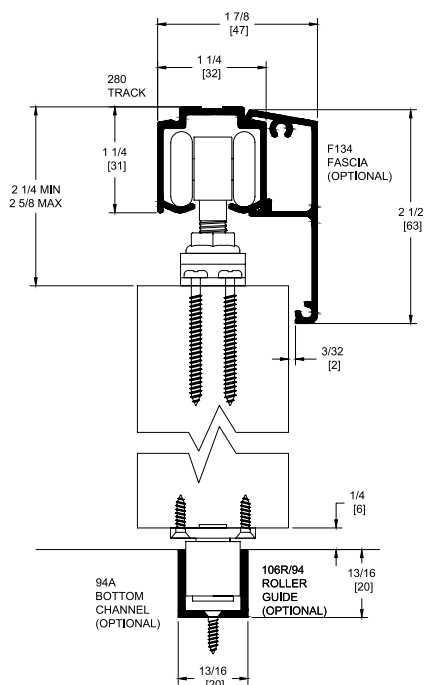
Manufactured by P.C. Henderson

**HENDERSON**

### Side Wall Mount



### Overhead Mount



Simultaneous Action Unit (SIM) allows the simultaneous operation of two doors.

#### Configurations:

- Bi-parting

#### Installations:

- Overhead Mount
- Side Wall Mount

#### Features:

- Allows individual bi-part doors to act as a single operating unit. When one door is opened or closed, the second door operates simultaneously
- 200 lb. panel capacity
- Hanger body is made of nickel plated zinc alloy for durability and long life
- Zinc alloy ball bearing wheels coated in nylon for smooth operation
- Clear anodized aluminum track 280C
- 2 year warranty

### SIM200A Kits Include:

- 1 ea **280C** Clear Anodized Aluminum Track
- 4 ea **H222R1** Hangers
- 4 ea **601H** Nylon In-Track Clip Stop
- 2 ea **102N** White Nylon Mortise Guide
- 1 ea **SIM100** Cable and Pulley Kit

#### Standard Kit Sizes

Part Number	Material	Track Length	Door Width
SIM200A/6	Aluminum	72"	2 @ 18"
SIM200A/8	Aluminum	96"	2 @ 24"
SIM200A/12	Aluminum	2 @ 72"	2 @ 36"
SIM200A/16	Aluminum	2 @ 96"	2 @ 48"

#### Options: See page 265

- Fascia
  - F134C** clear anodized aluminum fascia
  - F134D** dark bronze anodized fascia
  - 280D** dark bronze anodized
- Side Wall Track Brackets
  - 281** available as 5 pack only, **2815**
  - NOTE: Need one at each end and no more than 3 feet in between. Fasteners included.
- End Plates
  - K134EP** (use with F134C only)
  - K134DEP** (use with F134D only)
- Bottom Channel
  - 94A**
- Roller Guide
  - 106R/94**
- Threshold
  - 971A**
- Side Wall Mortise Guides
  - 102WN** (nylon) and **102WA** (steel)
- Polypropylene Guide Rail
  - EPD3BL** for use with 102N or 102WN

800-346-7707 | www.pemko.com

Check the web site for the up-to-date catalog

Copyright © 2015-2017, Pemko Manufacturing Co., an ASSA ABLOY Group company. All rights reserved. Reproduction in whole or in part without the express written permission of Pemko Manufacturing Co. is prohibited.

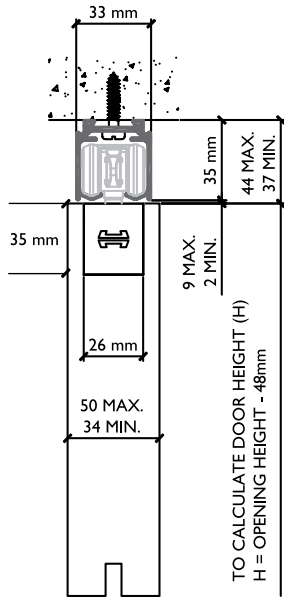
**ASSA ABLOY**

The global leader in door opening solutions

## LP200 Series

For Sliding Panels up to 200 lbs.  
Manufactured by P.C. Henderson

HENDERSON



Low profile design for use where space is limited.

### Configurations:

- Single
- Bi-parting

### Installations:

- Overhead Mount
- Side Wall Mount

### Features:

- Used to maximize door height
- Designed to give a modern clean finish with all parts concealed. Ideal for applications where minimal clearance between track and door is required
- Easy installation and adjustment
- 200 lb. panel capacity
- Needle bearing nylon wheels for smooth operation
- Clear anodized aluminum track 280C
- 2 year warranty

### LP200A Kits Include:

- 1 ea **280C** Clear Anodized Aluminum Track
- 1 ea **LH100** Hardware Kit

### LH100 Hardware Kits Include:

- 2 ea Low Head Room Units
- 2 ea End Caps
- 2 ea In-Track Clip Stops
- 1 ea Screw Pack
- 2 ea Low Head Room Hangers
- 1 ea **102N** White Nylon Mortise Guide
- 1 ea Small Spanner and 4mm Allen Key

### Standard Kit Sizes

Part Number	Material	Track Length	Door Width
LP200A/6	Aluminum	72"	36"
LP200A/8	Aluminum	96"	48"
LP200A/10	Aluminum	120"	60"

**Options:** See page 265

Side Wall Track Bracket

**281** available as 5 pack only,  
**2815**

Note: Need one at each end and no more than 3 feet in between. Fasteners included.

Bottom Channel

**94A**

Roller Guide

**106R/94**

Threshold

**971A**

**ASSA ABLOY**

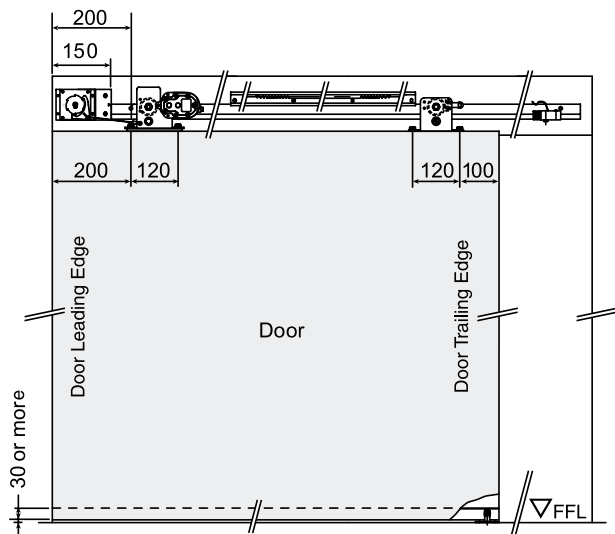
The global leader in  
door opening solutions

## Sirocco Series

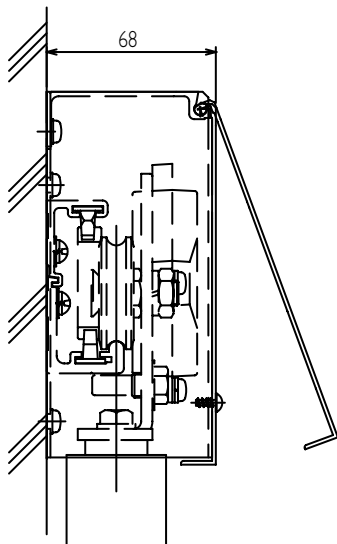
For Sliding Panels up to 200 lbs.

Manufactured by P.C. Henderson

HENDERSON



Right Hand SIRRH Shown Above and Below



The Sirocco system is a quiet, user friendly, self closing system which brings the door gently to a close.

The integrated hydraulic soft stop brings the door to a safe and cushioned close making it ideal for disabled access systems or public areas. The internal door brake can also be adjusted to allow the user to dictate the speed of opening preventing damage to the door and system.

### Configurations:

- Single

### Installations:

- Side Wall Mount

### Features:

- Self closing system for a single door from 31 $\frac{1}{2}$ " to 47 $\frac{1}{4}$ " wide and up to 200 lbs.
- Interior applications only
- Comes complete with a hydraulically controlled soft close feature
- Adjustable closing speed
- Door brake to reduce opening speed to prevent damage to the door and system
- Optional hold open unit giving adjustable time delay before self closing
- Operational between temperature ranges of 50 to 104 degrees Fahrenheit
- 2 year warranty

## Sirocco Series Kits Include:

- 1 ea Track 86.61" long
- 1 ea Leading hanger
- 1 ea Trailing hanger
- 1 ea Hydraulic Control Unit
- 1 ea Closing brake rack
- 1 ea Opening brake rack
- 1 ea Power spring mounting bracket
- 7 ea Height adjustment plates
- 1 ea Power spring unit
- 1 ea Guide roller
- 1 ea Opening door stop
- 1 ea Door stop roller
- 1 ea Closing door stop
- 2 ea Wooden door plate (and all required screws and bolts)

### Standard Kits

Part Number	Description
SIRRH	Right Hand Opening Kit
SIRLH	Left Hand Opening Kit

### Options:

- SIRF/2500** 98" Fascia
- DELRH** Delayed Closing Timer Right Hand
- DELLH** Delayed Closing Timer Left Hand

800-346-7707 | www.pemko.com

Check the web site for the up-to-date catalog

Copyright © 2015-2017, Pemko Manufacturing Co., an ASSA ABLOY Group company. All rights reserved.  
 Reproduction in whole or in part without the express written permission of Pemko Manufacturing Co. is prohibited.

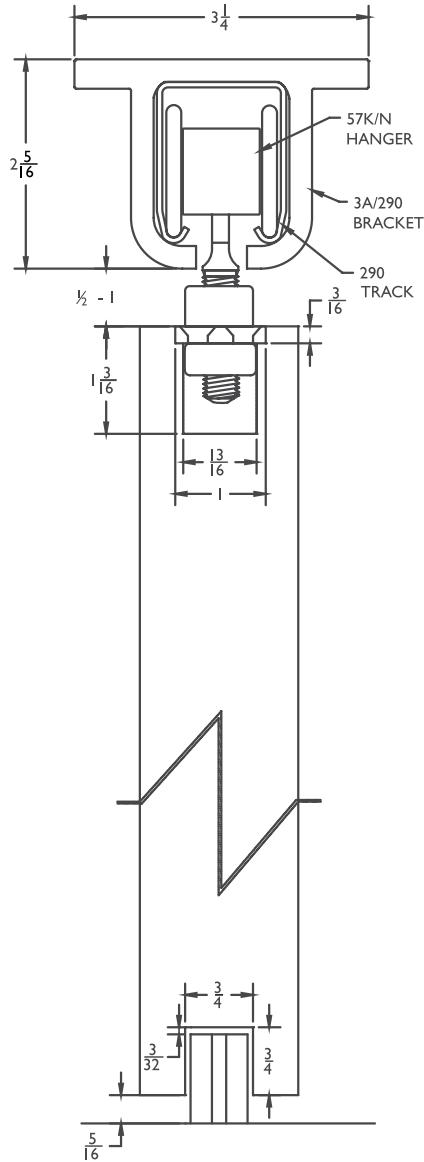
**ASSA ABLOY**

The global leader in  
 door opening solutions

## H300S-OH Series

For Sliding Panels up to 300 lbs.  
Manufactured by P.C. Henderson

HENDERSON



### Configurations:

- Single
- Bi-parting

### Installations:

- Overhead Mount

### Features:

- Overhead mount system
- Nylon wheels for smooth operation
- 300 lb. panel capacity
- Galvanized steel track 290
- 2 year warranty

### H300S-OH Kits Include:

- 1 ea **290** Galvanized Steel Track
- **3A/290** Aluminum Alloy Overhead Mount Track Brackets (One at each end and no more than 3 feet in between)
- 2 ea **1A/290/EC** Aluminum Alloy End Caps
- 2 ea **57K/N** White Nylon Body and Wheels, Zinc Coated Steel Pendant Bolt Hangers
- 2 ea **HH3/290** Galvanized Steel In-Track Stop
- 1 ea **89/2N** Gray Nylon Mortise Guide

### Standard Kit Sizes

Part Number	Material	Track Length	Door Width
H300S-OH/6	Steel	72"	36"
H300S-OH/8	Steel	96"	48"
H300S-OH/10	Steel	120"	60"
H300S-OH/12	Steel	144"	72"

**Options:** See page 265

- Bottom Channel **94A**
- Roller Guide **106R/94**
- Threshold **971A**
- Joining Bracket **3AX/290**
- Mortise Guides **102N**

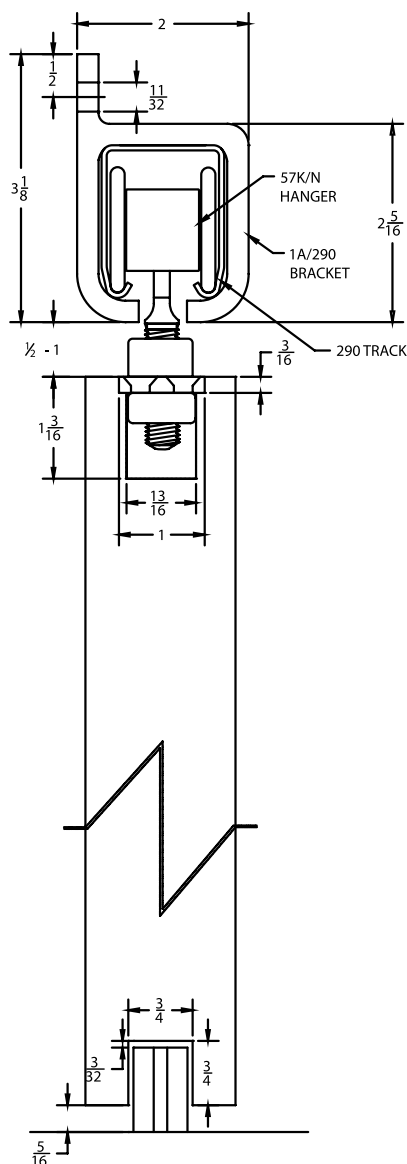
**ASSA ABLOY**

The global leader in  
door opening solutions

## H300S-SW Series

For Sliding Panels up to 300 lbs.  
Manufactured by P.C. Henderson

HENDERSON



### Configurations:

- Single
- Bi-parting

### Installations:

- Side Wall Mount

### Features:

- Side wall mount system
- Nylon wheels for smooth operation
- 300 lb. panel capacity
- Galvanized steel track 290
- 2 year warranty

### H300S-SW Kits Include:

- 1 ea **290** Galvanized Steel Track
- **1A/290** Side Wall Mount Track Brackets  
(One at each end and no more than three feet in between)
- 2 ea **1A/290/EC** Aluminum Alloy End Caps
- 2 ea **57K/N** White Nylon Body and Wheels, Zinc Coated Steel Pendant Bolt Hangers
- 2 ea **HH3/290** Galvanized Steel In-Track Stops
- 1 ea **89/2N** Gray Nylon Mortise Guide

### Standard Kit Sizes

Part Number	Material	Track Length	Door Width
H300S-SW/6	Steel	72"	36"
H300S-SW/8	Steel	96"	48"
H300S-SW/10	Steel	120"	60"
H300S-SW/12	Steel	144"	72"

### Options: See page 265

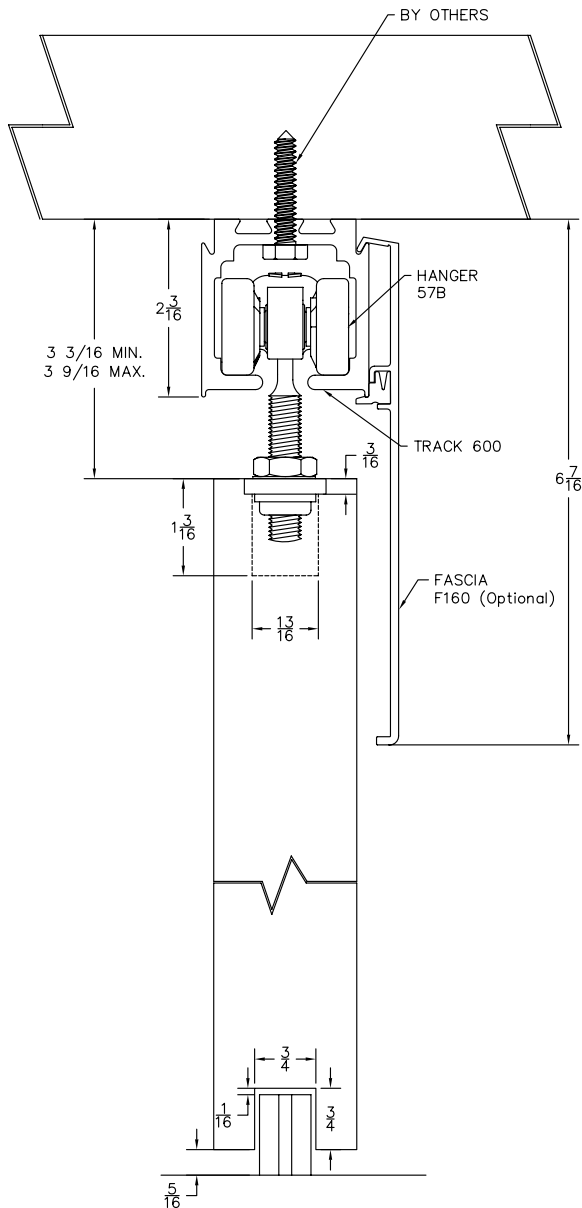
- Bottom Channel **94A**
- Roller Guide **106R/94**
- Mortise Guides **102N**
- Side Wall Mortise Guides **102WN** (nylon) and **102WA** (steel)
- Joining Bracket **1AX/290**

## H440A-OH Series

For Sliding Panels up to 440 lbs.

Manufactured by P.C. Henderson

HENDERSON



### Configurations:

- Single
- Bi-parting

### Installations:

- Overhead Mount

### Features:

- Overhead mount system
- Nylon body and steel ball bearing nylon wheels for smooth operation
- 440 lb. panel capacity
- Mill finished aluminum track 600A
- 2 year warranty

### H440A-OH Kits Include:

- 1 ea **600A** Mill Finished Aluminum Track
- 2 ea **57B** Hangers: Gray Nylon Body, Zinc Coated Steel Pendant Bolt, Steel Ball Bearing Nylon Wheels
- 2 ea **601P** Nylon In-Track Clip Stop
- 1 ea **89/2N** Gray Nylon Mortise Guide

### Standard Kit Sizes

Part Number	Material	Track Length	Door Width
H440A-OH/6	Aluminum	72"	36"
H440A-OH/8	Aluminum	96"	48"
H440A-OH/10	Aluminum	120"	60"
H440A-OH/12	Aluminum	144"	72"

### Options: See page 265

Fascia	<b>F160C</b>
Bottom Channel	<b>94A</b>
Roller Guide	<b>106R/94</b>
Threshold	<b>971A</b>
Mortise Guides	<b>102N</b>
End Plate Kit	<b>F160ECP</b> (used with <b>F160C</b> fascia and <b>600A</b> track only)

**ASSA ABLOY**

The global leader in  
door opening solutions

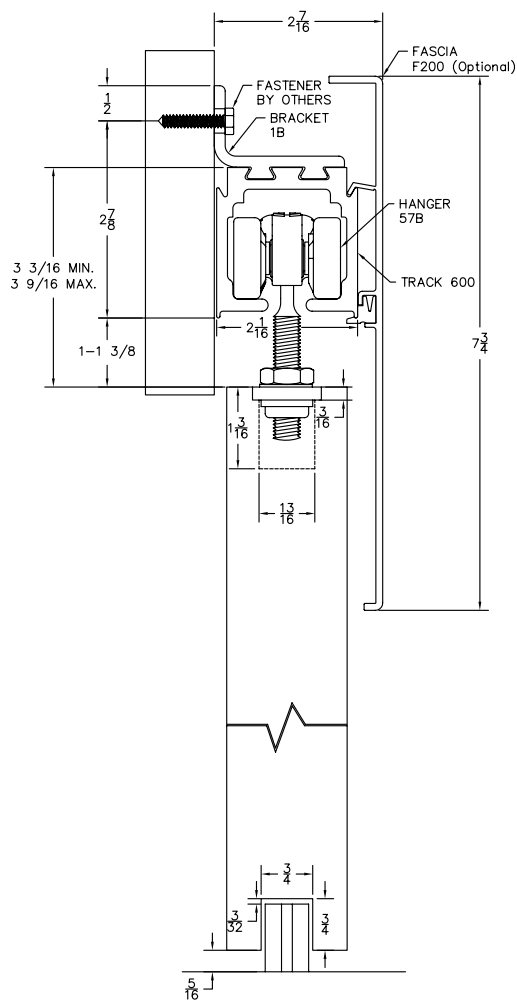


## H440A-SW Series

For Sliding Panels up to 440 lbs.

Manufactured by P.C. Henderson

HENDERSON



### Configurations:

- Single
- Bi-parting

### Installations:

- Side Wall Mount

### Features:

- Side wall mount system
- Nylon body and steel ball bearing nylon wheels for smooth operation
- 440 lb. panel capacity
- Mill finished aluminum track 600A
- 2 year warranty

### H440A-SW Kits Include:

- 1 ea **600A** Mill Finished Aluminum Track
- **1B** Side Wall Mount Track Brackets (One at each end and no more than 3 feet in between)
- 2 ea **57B** Hangers: Gray Nylon Body, Zinc Coated Steel Pendant Bolt, Steel Ball Bearing Nylon Wheels
- 2 ea **601P** Nylon In-Track Clip Stop
- 1 ea **89/2N** Gray Nylon Mortise Guide

### Standard Kit Sizes

Part Number	Material	Track Length	Door Width
H440A-SW/6	Aluminum	72"	36"
H440A-SW/8	Aluminum	96"	48"
H440A-SW/10	Aluminum	120"	60"
H440A-SW/12	Aluminum	144"	72"

### Options: See page 265

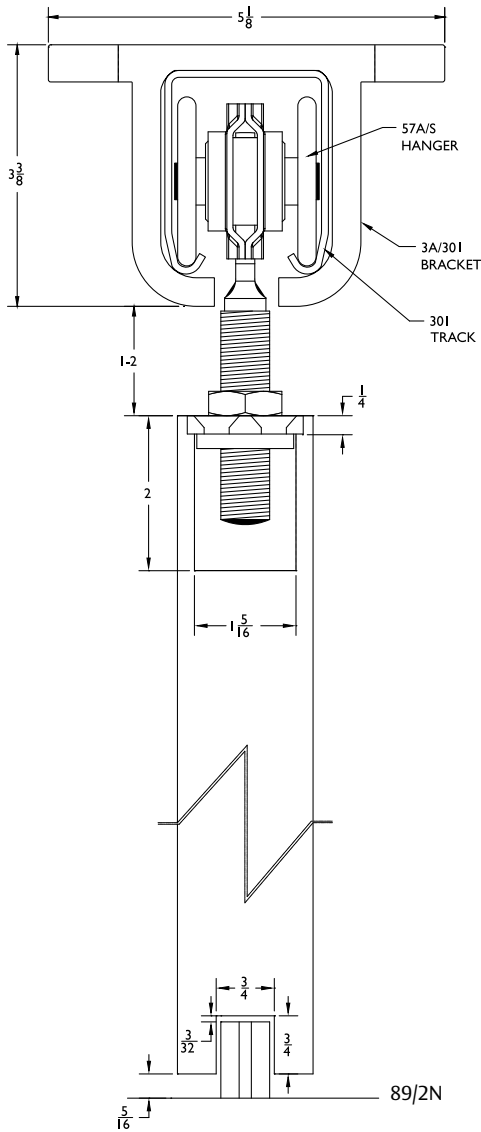
Fascia	<b>F200C</b>
Bottom Channel	<b>94A</b>
Roller Guide	<b>106R/94</b>
Mortise Guides	<b>102N</b>
Side Wall Mortise Guides	<b>102WN</b> (nylon) and <b>102WA</b> (steel)
End Plate Kit	<b>F200ECP</b> (used with <b>F200C</b> fascia and <b>600A</b> track only)
Joining Bracket	<b>1BX</b>

## H600S-OH Series

For Sliding Panels up to 600 lbs.

Manufactured by P.C. Henderson

HENDERSON



### Configurations:

- Single
- Bi-parting

### Installations:

- Overhead Mount

### Features:

- Overhead mount system
- Heavy duty zinc coated steel
- Ball bearing wheels
- 600 lb. panel capacity
- Galvanized steel track 301
- 2 year warranty

### H600S-OH Kits Include:

- 1 ea **301** Galvanized Steel Track
- **3A/301** Aluminum Alloy Overhead Mount Track Brackets  
(One at each end and no more than three feet in between)
- 2 ea **1A/301/EC** Aluminum Alloy End Caps
- 2 ea **57A/S** Zinc Coated Steel Body, Wheels, and Pendant Bolt Hangers
- 2 ea **HH3/301** Galvanized Steel In-Track Stops
- 1 ea **89/2N** Gray Nylon Mortise Guide

### Standard Kit Sizes

Part Number	Material	Track Length	Door Width
H600S-OH/6	Steel	72"	36"
H600S-OH/8	Steel	96"	48"
H600S-OH/10	Steel	120"	60"
H600S-OH/12	Steel	144"	72"

### Options: See page 265

- Bottom Channel **94A**
- Roller Guide **106R/94**
- Mortise Guides **102N**
- Threshold **971A**
- Joining Bracket **3AX/301**

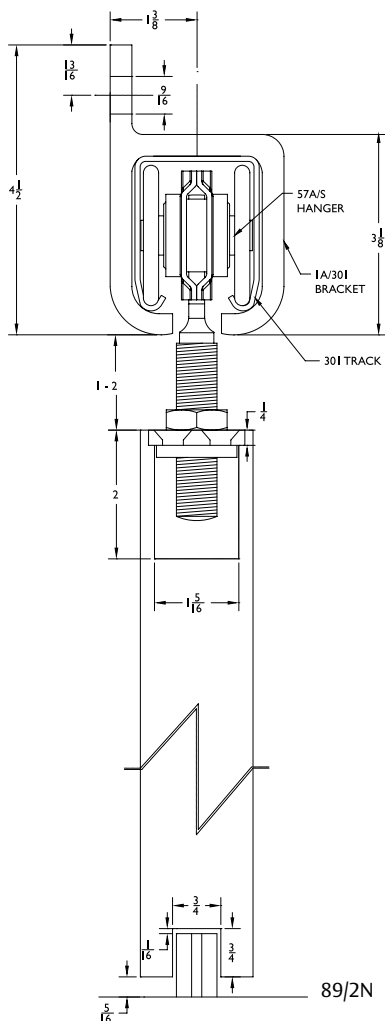
**ASSA ABLOY**

The global leader in  
door opening solutions

## H600S-SW Series

For Sliding Panels up to 600 lbs.  
Manufactured by P.C. Henderson

HENDERSON



### Configurations:

- Single
- Bi-parting

### Installations:

- Side Wall Mount

### Features:

- Side wall mount system
- Heavy duty zinc coated steel
- Ball bearing wheels
- 600 lb. panel capacity
- Galvanized steel track 301
- 2 year warranty

### H600S-SW Kits Include:

- 1 ea **301** Galvanized Steel Track
- **1A/301** Side Wall Mount Track Brackets  
(One at each end and no more than three feet in between)
- 2 ea **1A/301/EC** Aluminum Alloy End Caps
- 2 ea **57A/S** Zinc Coated Steel Body, Wheels, and Pendant Bolt Hangers
- 2 ea **HH3/301** Galvanized Steel In-Track Stops
- 1 ea **89/2N** Gray Nylon Mortise Guide

### Standard Kit Sizes

Part Number	Material	Track Length	Door Width
H600S-SW/6	Steel	72"	36"
H600S-SW/8	Steel	96"	48"
H600S-SW/10	Steel	120"	60"
H600S-SW/12	Steel	144"	72"

### Options: See page 265

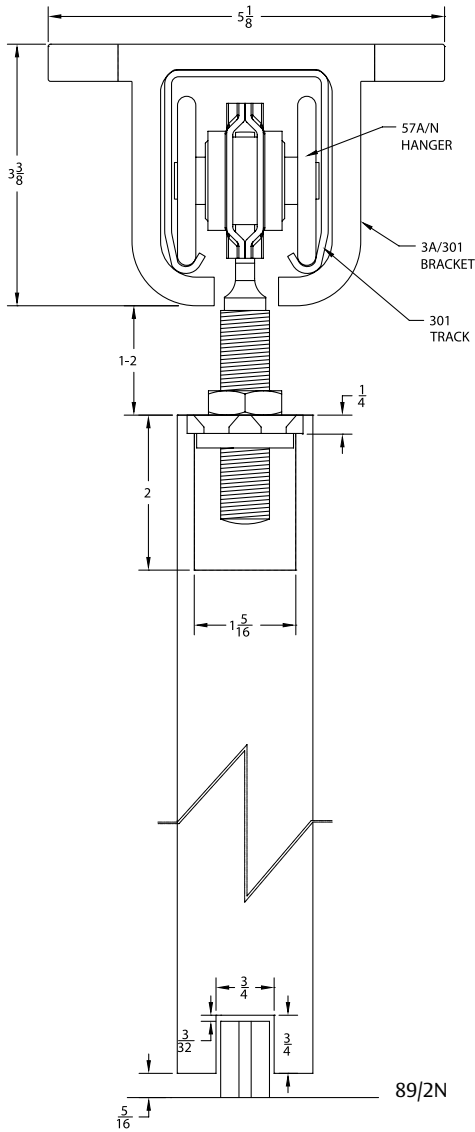
- Bottom Channel **94A**
- Roller Guide **106R/94**
- Mortise Guides **102N**
- Side Wall Mortise Guides **102WN**
- Joining Bracket **1AX/301**

## H800S-OH Series

For Sliding Panels up to 800 lbs.

Manufactured by P.C. Henderson

**HENDERSON**



### Configurations:

- Single
- Bi-parting

### Installations:

- Overhead Mount

### Features:

- Overhead mount system
- Heavy duty zinc coated steel body
- Ball bearing nylon wheels for smooth operation
- 800 lb. panel capacity
- Galvanized steel track 301
- 2 year warranty

### H800S-OH Kits Include:

- 1 ea **301** Galvanized Steel Track
- **3A/301** Overhead Mount Track Brackets (One at each end and no more than three feet in between)
- 2 ea **1A/301/EC** Aluminum Alloy End Caps
- 2 ea **57A/N** Zinc Coated Steel Body, Nylon Wheels, and Pendant Bolt Hangers
- 2 ea **HH3/301** Galvanized Steel In-Track Stop
- 1 ea **89/2N** Gray Nylon Mortise Guide

Standard Kit Sizes			
Part Number	Material	Track Length	Door Width
H800S-OH/6	Steel	72"	36"
H800S-OH/8	Steel	96"	48"
H800S-OH/10	Steel	120"	60"
H800S-OH/12	Steel	144"	72"

### Options: See page 265

- Bottom Channel **94A**
- Roller Guide **106R/94**
- Mortise Guides **102N**
- Threshold **971A**
- Joining Bracket **3AX/301**

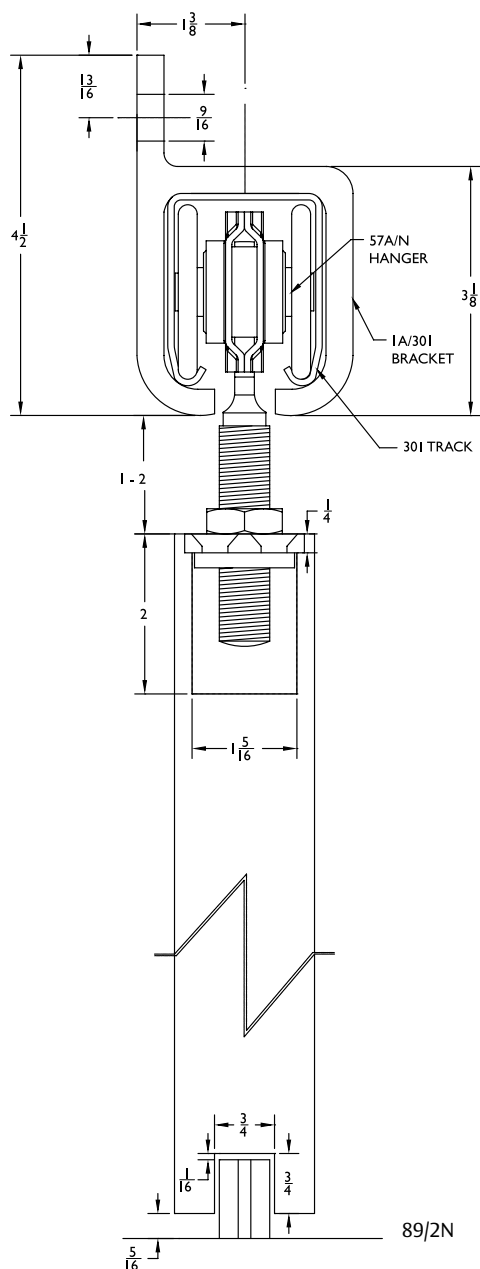
**ASSA ABLOY**

The global leader in door opening solutions

## H800S-SW Series

For Sliding Panels up to 800 lbs.  
Manufactured by P.C. Henderson

HENDERSON



### Configurations:

- Single
- Bi-parting

### Installations:

- Side Wall Mount

### Features:

- Side wall mount system
- Heavy duty zinc coated steel body
- Heavy ball bearing nylon wheels for smooth operation
- 800 lb. panel capacity
- Galvanized steel track 301
- 2 year warranty

### H800S-SW Kits Include:

- 1 ea **301** Galvanized Steel Track
- **1A/301** Aluminum Alloy Side Wall Mount Track Brackets (One at each end and no more than three feet in between)
- 2 ea **1A/301/EC** Aluminum Alloy End Caps
- 2 ea **57A/N** Zinc Coated Steel Body, Nylon Wheels, and Pendant Bolt Hangers
- 2 ea **HH3/301** Galvanized Steel In-Track Stops
- 1 ea **89/2N** Gray Nylon Mortise Guide

### Standard Kit Sizes

Part Number	Material	Track Length	Door Width
H800S-SW/6	Steel	72"	36"
H800S-SW/8	Steel	96"	48"
H800S-SW/10	Steel	120"	60"
H800S-SW/12	Steel	144"	72"

**Options:** See page 265

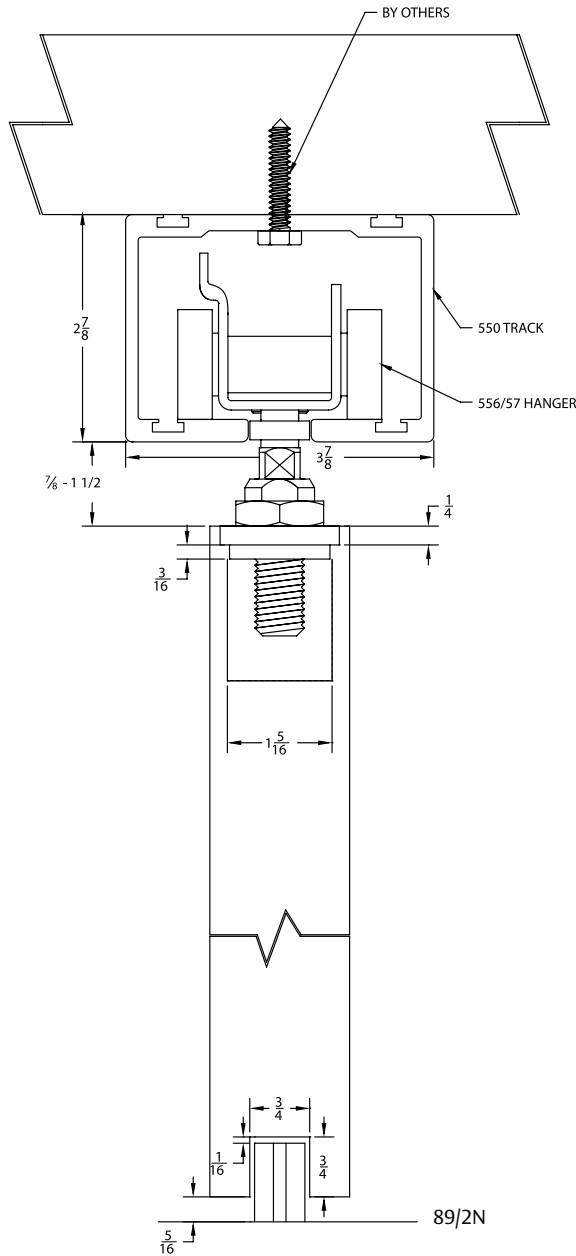
- Bottom Channel **94A**
- Roller Guide **106R/94**
- Mortise Guides **102N**
- Side Wall Mortise Guides **102WN** (nylon) and **102WA** (steel)
- Joining Bracket **1AX/301**

## H1100A-OH Series

For Sliding Panels up to 1100 lbs.

Manufactured by P.C. Henderson

**HENDERSON**



**Ideally suited for large doors that require high performance and an attractive finish.**

Typical applications are hotels, conference centers, shop-fronts and showrooms.

**Configurations:**

- Single
- Bi-parting

**Installations:**

- Overhead Mount

**Features:**

- For top hung wood and metal doors
- Heavy duty black painted steel body
- Ball bearing steel wheels
- 1100 lb. panel capacity
- Mill finished aluminum track 550A
- 2 year warranty

### H1100A-OH Kits Include:

- 1 ea **550A** Mill Finished Aluminum Track
- 2 ea **556/57** Painted Black Steel Body - Zinc Coated Steel Wheels and Pendant Bolt Hangers
- 2 ea **HH3/301** Galvanized Steel In-Track Stops
- 1 ea **89/2N** Gray Nylon Mortise Guide

Standard Kit Sizes			
Part Number	Material	Track Length	Door Width
H1100A-OH/6	Aluminum	72"	36"
H1100A-OH/8	Aluminum	96"	48"
H1100A-OH/10	Aluminum	120"	60"
H1100A-OH/12	Aluminum	144"	72"
H1100A-OH/16	Aluminum	197"	98"

**Options:** See page 265

- Bottom Channel **94A**
- Roller Guide **106R/94**
- Threshold **971A**

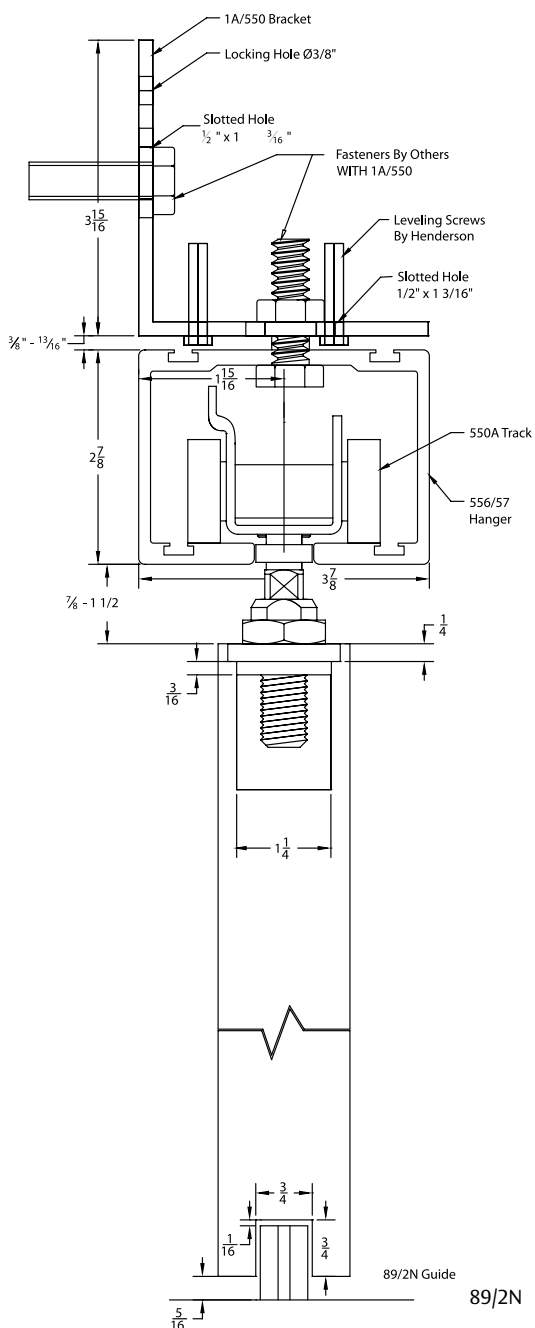
**ASSA ABLOY**

The global leader in door opening solutions

# H1100A-SW Series

For Sliding Panels up to 1100 lbs.  
Manufactured by P.C. Henderson

HENDERSON



Ideally suited for large doors that require high performance and an attractive finish.

Typical applications are hotels, conference centers, shop-fronts and showrooms.

**Configurations:**

- Single
- Bi-parting

**Installations:**

- Side Wall Mount

**Features:**

- Heavy duty black painted steel body ball bearing wheels
- 1100 lb. panel capacity
- Mill finished aluminum track 550A
- 2 year warranty

**H1100A-SW Kits Include:**

- 1 ea **550A** Mill Finished Aluminum Track
- **1A/550** Aluminum Alloy Side Wall Track Bracket  
Fastners not included with 1A/550. (One at each end and no more than three feet in between)
- 2 ea **556/57** Painted Black Steel Body - Zinc Coated Steel Wheels and Pendant Bolt Hangers
- 2 ea **HH3/301** Galvanized Steel In-Track Stops
- 1 ea **89/2N** Gray Nylon Mortise Guide

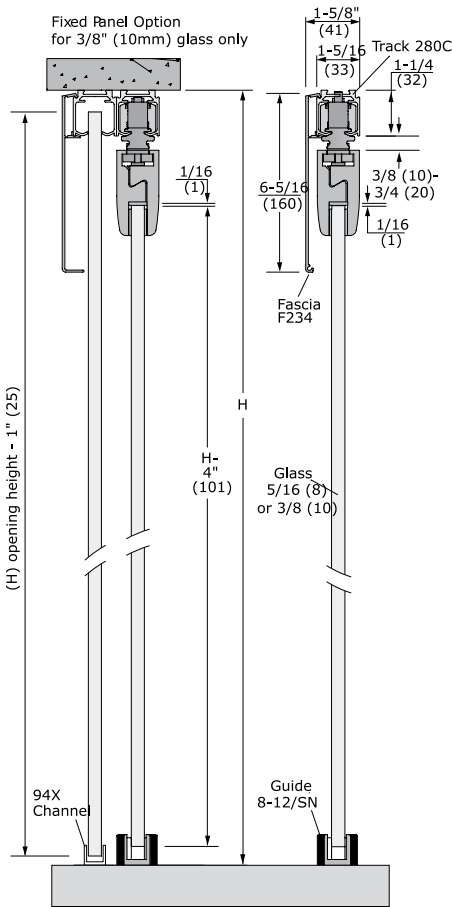
Standard Kit Sizes			
Part Number	Material	Track Length	Door Width
H1100A-SW/6	Aluminum	72"	36"
H1100A-SW/8	Aluminum	96"	48"
H1100A-SW/10	Aluminum	120"	60"
H1100A-SW/12	Aluminum	144"	72"
H1100A-SW/16	Aluminum	197"	98"

**Options:** See page 265

- Bottom Channel **94A**
- Roller Guide **106R/94**

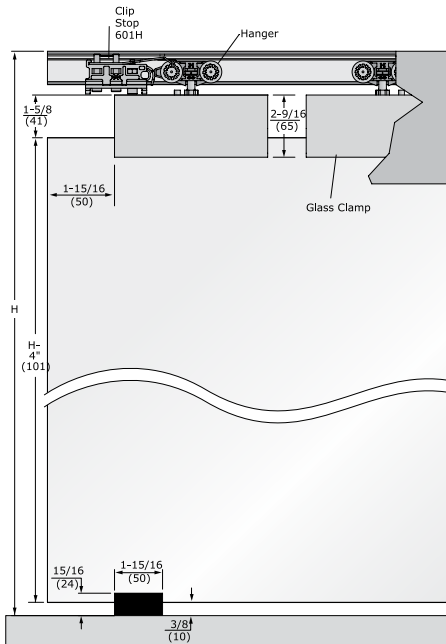
# Husky Sliding Glass Series

Manufactured by P.C. Henderson **HENDERSON**



For lightweight glass applications such as office doors and small glass partitions.

- 2 year warranty



**ASSA ABLOY**

The global leader in door opening solutions

**Capacity:**

- Max. door weight 165 lbs. (75kg)
- Max. door height 7' 10" (2400mm)
- Max. door width 4' 1" (1250mm)
- Glass thickness 5/16" (8mm) & 3/8" (10mm)

**Door Types:**

Glass panels of 5/16" (8mm) or 3/8" (10mm) thickness in tempered or laminated glass.

## 8/HY/75 and 10/HY/75 HUSKY Glass Clamp Kit:

8/HY/75 is for 8mm or 5/16" thick glass

10/HY/75 kit is for 10mm or 3/8" thick glass

- 2 ea **284D** Hangers
- 2 ea **GLASS** Clamps
- 2 ea **601H** End stops
- 1 ea **8-12/SN** adjustable guide for 5/16" or 3/8" glass guide

Standard Kit Sizes			
Part Number	Material	Track Length	Door Width
280C72	Aluminum	72"	36"
280C96	Aluminum	96"	48"
280C120	Aluminum	120"	60"
280C144	Aluminum	144"	72"

**Options:** See page 265

Face mount bracket:

**281** available as 5 pack only, **2815** NOTE: Need one on each end, with no more than 3 feet in between each bracket. Fasteners included.

Fascias:

**F234C** clear anodized aluminum fascia

Guides:

**8-12/SN** adjustable guide for 5/16" or 3/8" glass guide

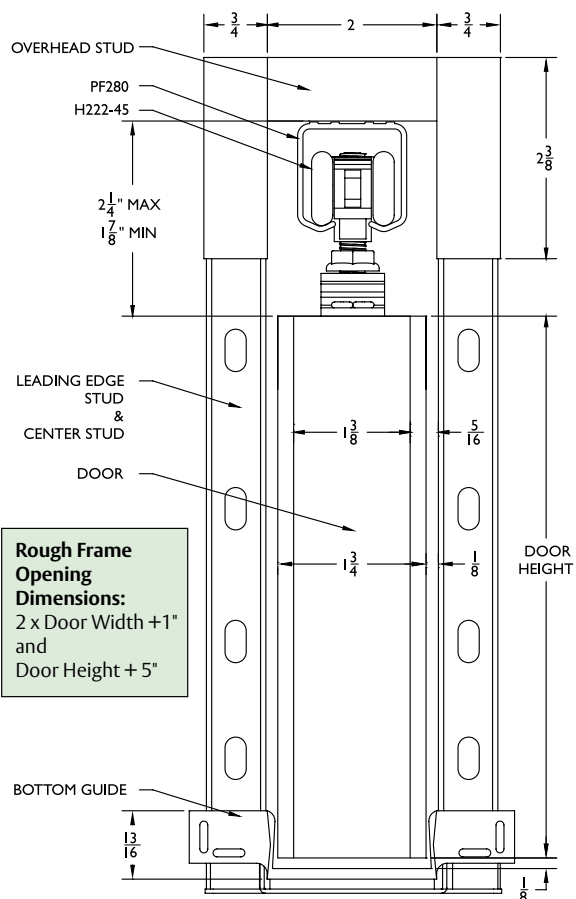
Accessories:

**601H** retaining stop mounted within the track



# Pocket Frame Kit

Manufactured by PEMKO



## Features:

- Heavy duty hardware supports doors up to 175 lbs. each
- Standard kit is for 1<sup>3</sup>/<sub>8</sub>" door. For 1<sup>3</sup>/<sub>4</sub>" door, MUST use PF134KIT (see Options below)
- Chrome plated steel hangers are corrosion resistant and no maintenance is required
- 5 year warranty

## Pocket Frame Kit Includes:

- 1 ea Header Track Assembly
  - 4 ea **PFAS**\_ Aluminum Cased Wood Studs
  - 2 ea **PFHB-1** and **PFHB-2** Pre-Mounted Header Brackets
  - 2 ea **H222-45** Hangers
  - 2 ea **PFFC-8** Floor Cleats
  - 1 ea **PFBS** Pocket Frame Bumper Stop
  - 1 ea **PFBG-8** Pocket Frame Bottom Guide for 1<sup>3</sup>/<sub>8</sub>" Thick Doors
- Mounting Hardware

## Standard Kit Sizes

2 x 4 (3 <sup>1</sup> / <sub>2</sub> " Stud)	2 x 6 (5 <sup>1</sup> / <sub>2</sub> " Stud)	2 x 6 (6" Stud)	Net Door Size (The Kits can be trimmed in field)
PF28200A6080	PF28200A6080-2x6	PF28200A6080-SP6	2'6" x 6'8"
PF28200A7280	PF28200A7280-2x6	PF28200A7280-SP6	3'0" x 6'8"
PF28200A9680	PF28200A9680-2x6	PF28200A9680-SP6	4'0" x 6'8"
PF28200A6084	PF28200A6084-2x6	PF28200A6084-SP6	2'6" x 7'0"
PF28200A7284	PF28200A7284-2x6	PF28200A7284-SP6	3'0" x 7'0"
PF28200A9684	PF28200A9684-2x6	PF28200A9684-SP6	4'0" x 7'0"
PF28200A6096	PF28200A6096-2x6	PF28200A6096-SP6	2'6" x 8'0"
PF28200A7296	PF28200A7296-2x6	PF28200A7296-SP6	3'0" x 8'0"
PF28200A9696	PF28200A9696-2x6	PF28200A9696-SP6	4'0" x 8'0"

## Options:

- PF134 KIT** - Must be ordered for 1<sup>3</sup>/<sub>4</sub>" doors
- PFAS88** - An extra pair of 88" center studs with floor cleat for 84" tall doors, for doors over 3' wide
- PFAS100** - An extra pair of 100" center studs with floor cleat for 96" tall doors, for doors over 3' wide
- PFCDKIT** - Conversion Kit to achieve a bipart double door frame
- PFKIT-4** - Hardware Kit for PEMKO Pocket Frame Kit for 1<sup>3</sup>/<sub>4</sub>" thick doors (Each contains 2-H222-45 Hangers, 1-PFBS Bumper Stop, 1- PFBG-4 Guide, 2 PFHS Header Shims, 2-PFFC-4 Floor Cleats)
- PFKIT-8** - Hardware Kit for PEMKO Pocket Frame Kit for 1<sup>3</sup>/<sub>8</sub>" thick doors (Each contains 2-H222-45 Hangers, 1-PFBS Bumper Stop, 1- PFBG-8 Guide, 2-PFFC-8 Floor Cleats)

Custom sizes available call for information

800-346-7707 | www.pemko.com

Check the web site for the up-to-date catalog

Copyright © 2015-2017, Pemko Manufacturing Co., an ASSA ABLOY Group company. All rights reserved.  
Reproduction in whole or in part without the express written permission of Pemko Manufacturing Co. is prohibited.

# ASSA ABLOY

The global leader in  
door opening solutions

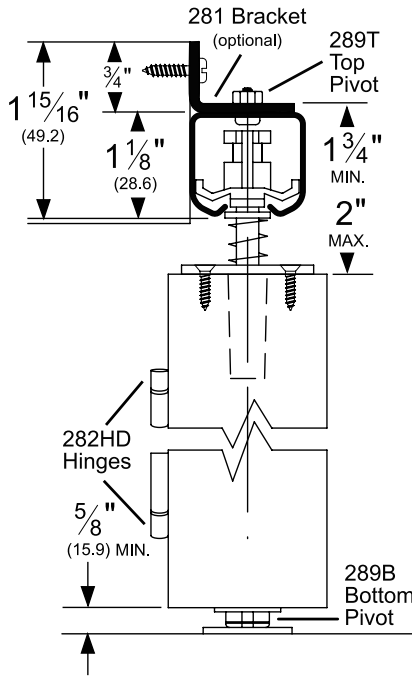
# Folding 100 Series

For Folding Doors and Room Dividers up to 100 lbs.  
For Doors up to 24" Wide x 96" Tall

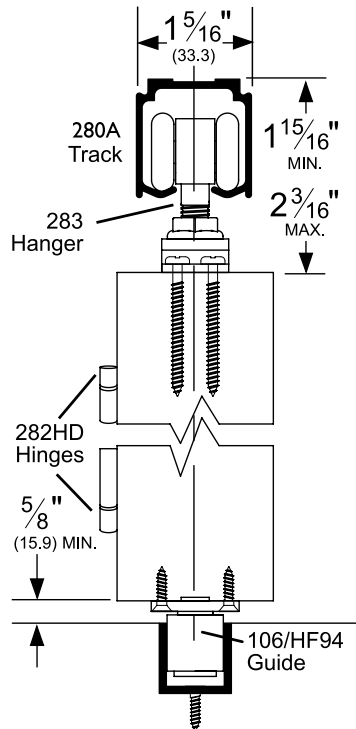
Manufactured by P.C. Henderson

**HENDERSON**

## 280 Side Wall Mounted



## 280C Overhead Mounted



**ASSA ABLOY**

The global leader in door opening solutions

### Features:

- For medium weight folding doors
- Two and four leaf kits are available
- 2 year warranty

### Two Panel:

#### HF2/100A Kits Include:

- 1 ea **280C** Clear Anodized Track
- 1 ea **283** Hanger
- 1 ea **289T** Top Pivot
- 1 ea **289B** Bottom Pivot
- 3 ea **282HD** Hinges
- 1 ea **106HF/94** Roller Guide
- 1 ea **94A** Aluminum Guide Channel
- 1 ea Adjusting Wrench and Mounting Hardware

### Four Panel:

#### HF4/100A Kits Include:

- 1 ea **280C** Clear Anodized Track
- 2 ea **283** Hangers
- 2 ea **289T** Top Pivots
- 2 ea **289B** Bottom Pivots
- 6 ea **282HD** Hinges
- 2 ea **106HF/94** Roller Guide
- 1 ea **94A** Aluminum Guide Channel
- 1 ea Adjusting Wrench and Mounting Hardware

Standard Kit Sizes			
Part Number	Material	# of Panels	Track Length
HF2/100A/2	Aluminum	2	24"
HF2/100A/2'6	Aluminum	2	30"
HF2/100A/3	Aluminum	2	36"
HF2/100A/4	Aluminum	2	48"
HF4/100A/4	Aluminum	4	48"
HF4/100A/5	Aluminum	4	60"
HF4/100A/6	Aluminum	4	72"
HF4/100A/8	Aluminum	4	96"
HF2/100/4*	Steel	2	48"
HF4/100/8*	Steel	4	96"

\*Steel kits include the same components as above, except track is 1ea 280 galvanized steel.

### Options: See page 265

- Mounting Bracket **281** available as 5 pack only, **2815**
- Threshold **971A**
- Track **280D** dark bronze anodized aluminum

NOTE: Allow 1/4" clearance at pivot jambs and 1/8" in between hinged doors if hinges are semi mortised. Allow 3/16" between hinged doors if hinges are surface mounted. Allow 1/8" between doors meeting in the center of the opening on HF4 kits and allow 1/8" between wall and end panel on HF2 kits.

800-346-7707 | www.pemko.com

Check the web site for the up-to-date catalog

Copyright © 2015-2017, Pemko Manufacturing Co., an ASSA ABLOY Group company. All rights reserved. Reproduction in whole or in part without the express written permission of Pemko Manufacturing Co. is prohibited.

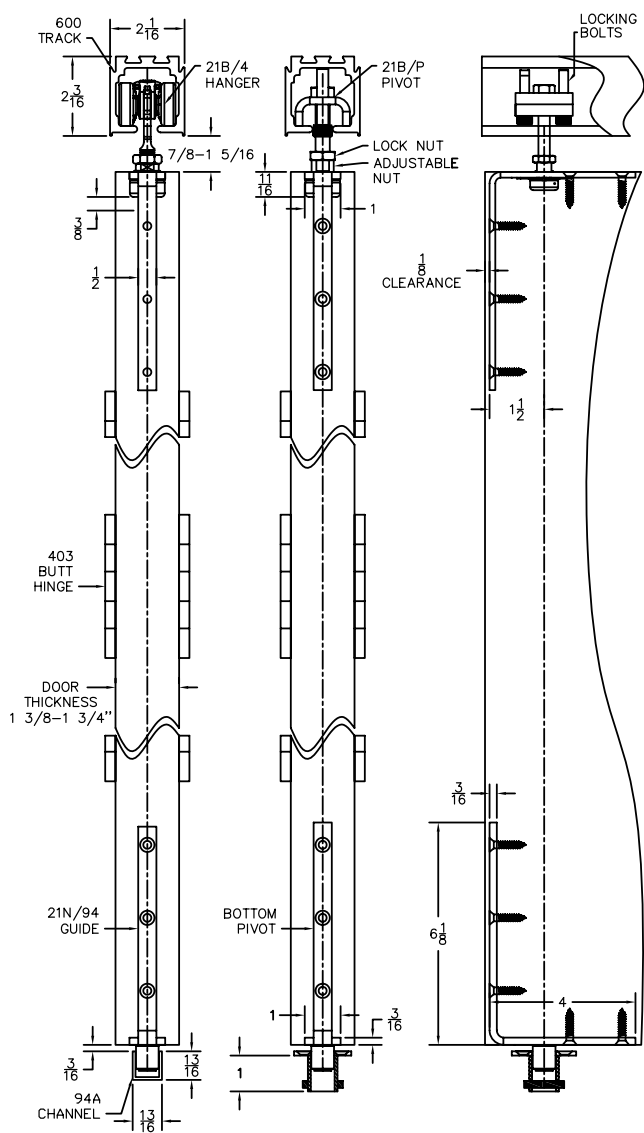
# Pacer Interior End Fold Series

For Folding Doors and Room Dividers up to 165 lbs.

For Doors up to 36" Wide x 106" Tall

Manufactured by P.C. Henderson

**HENDERSON**



### Features:

- For top-hung, medium weight, interior, partition doors
- Ideal in both residential and commercial applications requiring end folding doors
- 2 year warranty

### Two Panel: plan 1

### PIF2/165A Kits Include:

- 1 ea **600A** Mill Finished Aluminum Track
- 1 ea **21B/P** Top and Bottom Pivot Assembly
- 1 ea **21B/4** Nylon Body and Wheels, Zinc Coated Steel Pendant Bolt and Door Bracket Hanger
- 1 ea **21N/94** Nylon Roller Guide on Zinc Coated Steel Door Bracket Bottom Guide
- 4 ea **403/2** Aluminum Alloy Butt Hinges
- 1 ea **94A** Aluminum Guide Channel

### Four Panel: plan 2

### PIF4/165A Kits Include:

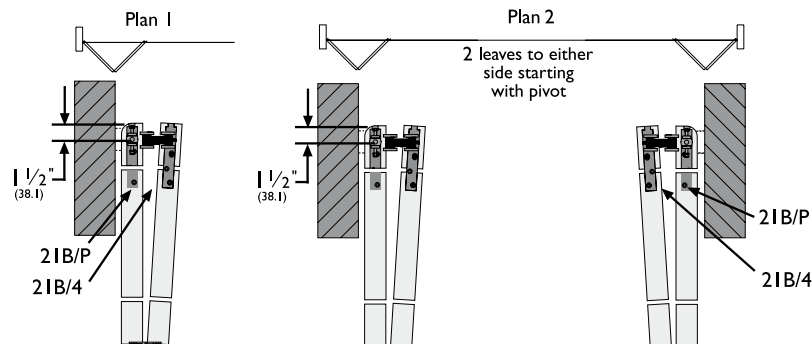
- 1 ea **600A** Mill Finished Aluminum Track
- 2 ea **21B/P** Top and Bottom Pivot Assembly
- 2 ea **21B0/4** Nylon Body and Wheels, Zinc coated steel Pendant Bolt and Door Bracket Hanger
- 2 ea **21N/94** Nylon Roller Guide on Zinc Coated Steel Door Bracket Bottom Guide
- 8 ea **403/2** Aluminum Alloy Butt Hinges
- 1 ea **94A** Aluminum Guide Channel

Standard Kit Sizes			
Part Number	Material	# of Panels	Track Length
PIF2/165A/6	Aluminum	2	72"
PIF4/165A/6	Aluminum	4	72"
PIF4/165A/8	Aluminum	4	96"
PIF4/165A/12	Aluminum	4	2 @ 72"

**Options:** See page 265

Threshold **971A**

NOTE: Allow  $\frac{3}{8}$ " clearance at pivot jambs and  $\frac{1}{8}$ " in between hinged doors if hinges are semi mortised. Allow  $\frac{7}{16}$ " between hinged doors if hinges are surface mounted. Allow  $\frac{1}{8}$ " between doors meeting in the center of the opening on PIF4 kits and allow  $\frac{1}{8}$ " between wall and end panel on PIF2 kits.



800-346-7707 | [www.pemko.com](http://www.pemko.com)

Check the web site for the up-to-date catalog

Copyright © 2015-2017, Pemko Manufacturing Co., an ASSA ABLOY Group company. All rights reserved. Reproduction in whole or in part without the express written permission of Pemko Manufacturing Co. is prohibited.

**ASSA ABLOY**

The global leader in door opening solutions

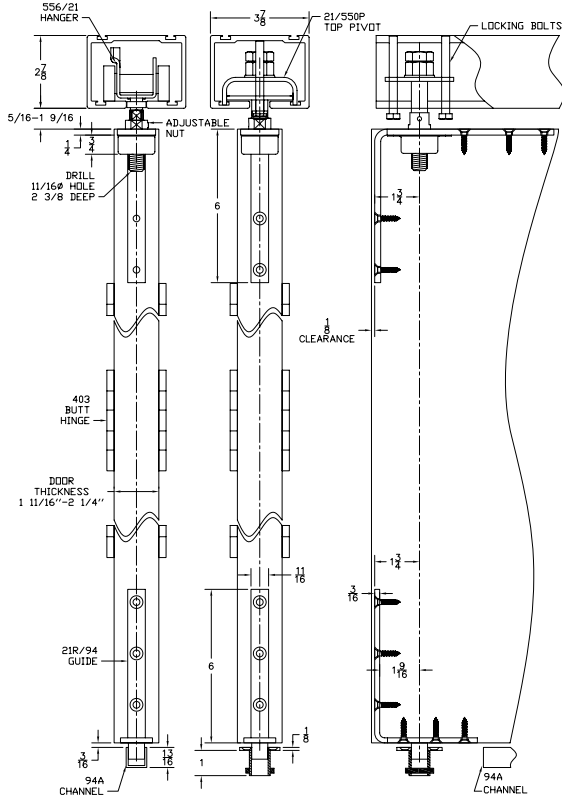
# Flexirol Interior End Fold Series

For Folding Doors and Room Dividers up to 275 lbs.

For Doors up to 48" Wide x 177" Tall

Manufactured by P.C. Henderson

**HENDERSON**



**Features:**

- For top-hung, heavy weight, interior, partition doors.
- Specifically designed for commercial applications requiring end folding doors
- 2 year warranty.

**Two Panel: plan 1**

**FIF2/275A Kits Include:**

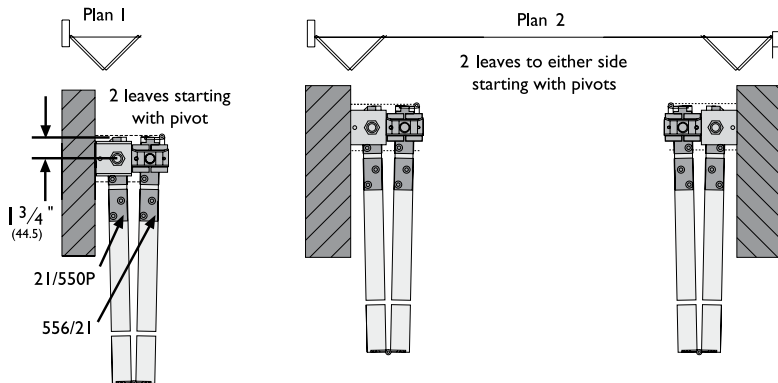
- 1 ea **550A** Mill Finished Aluminum Track
- 1 ea **21/550/P** Top and Bottom Pivot Assembly
- 1 ea **556/21** Zinc Coated Steel Wheels, Pendant Bolt, Body, and Door Bracket
- 1 ea **21R/94** Bottom Guide
- 4 ea **403/2** Aluminum Alloy Butt Hinges
- 1 ea **94A** Aluminum Guide Channel

**Four Panel: plan 2**

**FIF4/275A Kits Include:**

- 1 ea **550A** Mill Finished Aluminum Track
- 2 ea **21/550/P** Top and Bottom Pivot Assembly
- 2 ea **556/21** Zinc Coated Steel Wheels, Pendant Bolt, Body, and Door Bracket
- 2 ea **21R/94** Bottom Guide
- 8 ea **403/2** Aluminum Alloy Butt Hinges
- 1 ea **94A** Aluminum Guide Channel

Standard Kit Sizes			
Part Number	Material	# of Panels	Track Length
FIF2/275A/6	Aluminum	2	72"
FIF2/275A/8	Aluminum	2	96"
FIF4/275A/6	Aluminum	4	72"
FIF4/275A/8	Aluminum	4	96"
FIF4/275A/12	Aluminum	4	2 @ 72"
FIF4/275A/16	Aluminum	4	2 @ 96"



**Options:** See page 265

Threshold

**971A**

NOTE: Allow <sup>3</sup>/<sub>8</sub>" clearance at pivot jambs and <sup>1</sup>/<sub>8</sub>" in between hinged doors if hinges are semi mortised. Allow <sup>7</sup>/<sub>16</sub>" between hinged doors if hinges are surface mounted. Allow <sup>1</sup>/<sub>8</sub>" between doors meeting in the center of the opening on FIF4 kits and allow <sup>1</sup>/<sub>8</sub>" between wall and end panel on FIF2 kits.

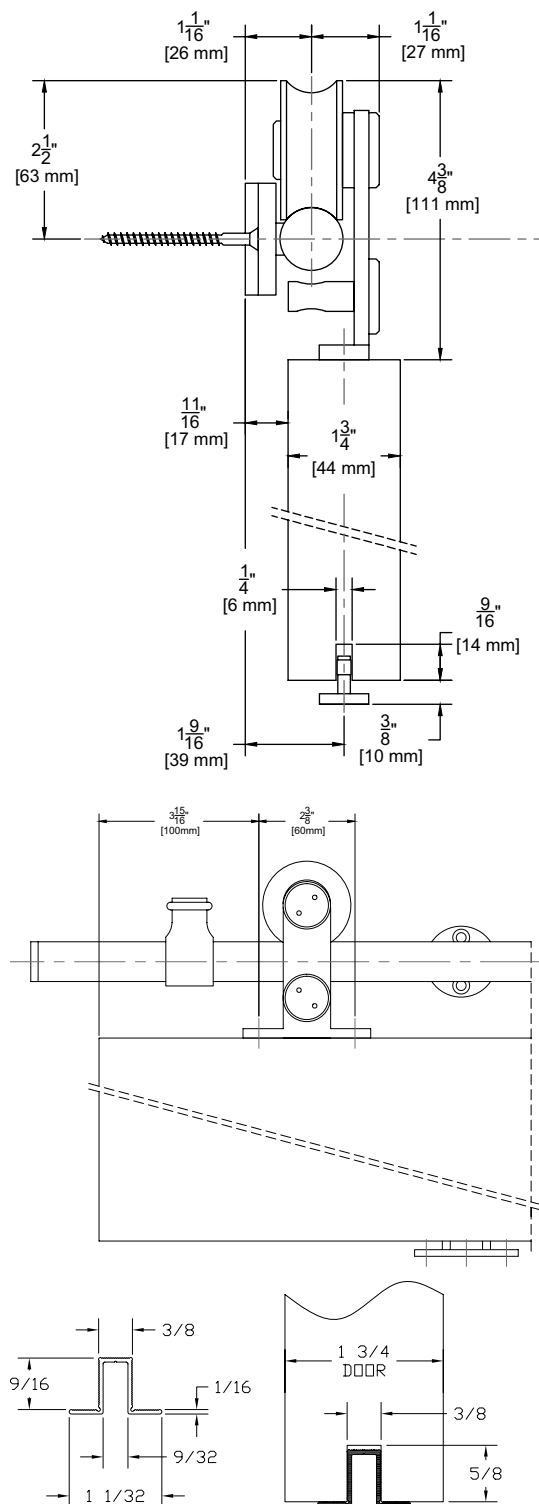
**ASSA ABLOY**

The global leader in door opening solutions

# Stainless Steel Sliding Track Hardware System

## W60 Series for Wood Doors

For Sliding Panels up to 176 lbs.



NOTE: Alternate route dimension when using optional EPD3BL

### Configurations:

- Single
- Bi-parting

### Installations:

- Side Wall Mount (only)

### Features:

- Made of 304 stainless steel
- Nylon coated stainless steel wheel for smooth operation
- 176 lb. panel capacity
- 5 year warranty

### Finishes:

- Brushed Stainless Steel (W60)
- Black Powder Coated Stainless Steel (W60D)
- Polished Stainless Steel (W60P)
- 10BE Satin Bronze Powder Coated Stainless Steel (W60BE)

### W60 Kits Include:

- 1 ea **BAR/\_** Stainless Steel Track
- **BRACKET2** Stainless Steel Wall Brackets
- 2 ea **62** Stainless Steel Hangers
- 1 ea **WOODGUIDE** Stainless Steel Guide
- 2 ea **STOP2** Stainless Steel Stops Mounting Hardware

NOTE: If ordering individual parts in the optional Black Powder Coat, Polished finishes or Satin Bronze be sure to include a prefix "D" for Black Powder Coat, "P" for Polished Stainless, or BE for Satin Bronze Powder Coat

Standard Kit Sizes			
Part Number	Material	Track Length	Door Width
W60/6	304 Stainless Steel	78 <sup>3</sup> / <sub>4</sub> "	36"
W60/8	304 Stainless Steel	98 <sup>7</sup> / <sub>16</sub> "	48"
W60D/6	Black Powder Coated Stainless Steel	78 <sup>3</sup> / <sub>4</sub> "	36"
W60D/8	Black Powder Coated Stainless Steel	98 <sup>7</sup> / <sub>16</sub> "	48"
W60P/6	304 Polished Stainless Steel	78 <sup>3</sup> / <sub>4</sub> "	36"
W60P/8	304 Polished Stainless Steel	98 <sup>7</sup> / <sub>16</sub> "	48"
W60BE/6	Satin Bronze Powder Coated Stainless Steel	78 <sup>3</sup> / <sub>4</sub> "	36"
W60BE/8	Satin Bronze Powder Coated Stainless Steel	98 <sup>7</sup> / <sub>16</sub> "	48"

### Options: See page 265

- Bottom Channel **94A**
- Roller Guide **106R/94**
- Mortise Guides **102N**
- Polypropylene Guide Rail **EPD3BL** For Use With 102N
- 5/8" Spacer **BLD-SPACER-58** Pack of 5 5/8" Spacer Recommended for use with 5/8" Gypsum Board When Mounting Track Directly to Gypsum Board
- 1/2" Spacer **BLD-SPACER-12** Pack of 5 1/2" Spacer Recommended for use with 1/2" Gypsum Board When Mounting Track Directly to Gypsum Board
- 3/8" Spacer **BLD-SPACER-38** Pack of 5 3/8" Spacer Recommended for use with 3/8" Gypsum Board When Mounting Track Directly to Gypsum Board

**ASSA ABLOY**

The global leader in door opening solutions

800-346-7707 | www.pemko.com

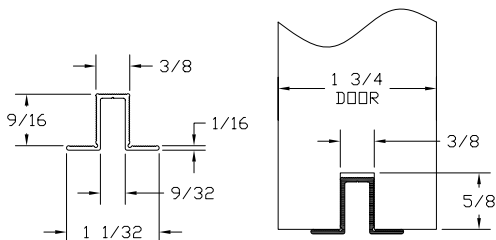
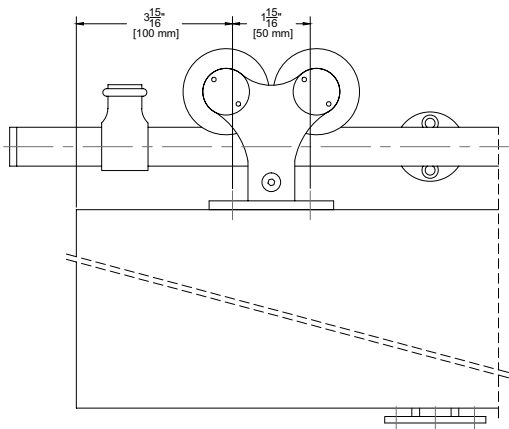
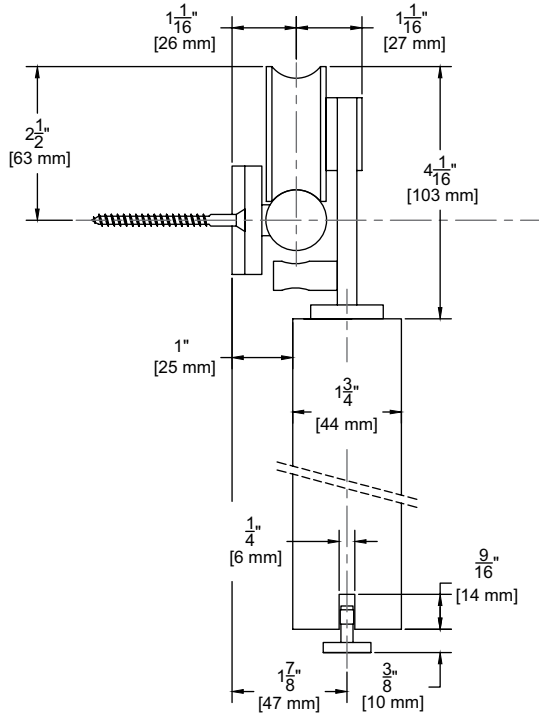
Check the web site for the up-to-date catalog

Copyright © 2015-2017, Pemko Manufacturing Co., an ASSA ABLOY Group company. All rights reserved. Reproduction in whole or in part without the express written permission of Pemko Manufacturing Co. is prohibited.

# Stainless Steel Sliding Track Hardware System

## W70 Series for Wood Doors

For Sliding Panels up to 240 lbs.



NOTE: Alternate route dimension when using optional EPD3BL

**ASSA ABLOY**

The global leader in door opening solutions

### Configurations:

- Single
- Bi-parting

### Features:

- Made of 304 stainless steel
- Nylon coated stainless steel wheel for smooth operation
- 240 lb. panel capacity
- 5 year warranty

### Finishes:

- Brushed Stainless Steel (W70)
- Black Powder Coated Stainless Steel (W70D)
- Polished Stainless Steel (W70P)
- Satin Bronze Powder Coated Stainless Steel (W70BE)

### W70 Kits Include:

- 1 ea **BAR/\_** Stainless Steel Track
- **BRACKET2** Stainless Steel Wall Brackets
- 2 ea **72** Stainless Steel Hangers
- 1 ea **102SS-KIT** Stainless Steel Guide
- 2 ea **STOP2** Stainless Steel Stops Mounting Hardware

NOTE: If ordering individual parts in the optional Black Powder Coat, Polished finishes or Satin Bronze be sure to include a prefix "D" for Black Powder Coat, "P" for Polished Stainless, or BE for Satin Bronze Powder Coat

Standard Kit Sizes			
Part Number	Material	Track Length	Door Width
W70/6	304 Stainless Steel	78 $\frac{3}{4}$ "	36"
W70/8	304 Stainless Steel	98 $\frac{7}{16}$ "	48"
W70D/6	Black Powder Coated Stainless Steel	78 $\frac{3}{4}$ "	36"
W70D/8	Black Powder Coated Stainless Steel	98 $\frac{7}{16}$ "	48"
W70P/6	304 Polished Stainless Steel	78 $\frac{3}{4}$ "	36"
W70P/8	304 Polished Stainless Steel	98 $\frac{7}{16}$ "	48"
W70BE/6	Satin Bronze Powder Coated Stainless Steel	78 $\frac{3}{4}$ "	36"
W70BE/8	Satin Bronze Powder Coated Stainless Steel	98 $\frac{7}{16}$ "	48"

### Options: See page 265

Bottom Channel

**94A**

Roller Guide

**106R/94**

Mortise Guides

**102N**

Polypropylene Guide Rail

**EPD3BL** For Use With 102N

5/8" Spacer

**BLD-SPACER-58** Pack of 5 5/8" Spacer  
Recommended for use with 5/8" Gypsum Board  
When Mounting Track Directly to Gypsum Board

1/2" Spacer

**BLD-SPACER-12** Pack of 5 1/2" Spacer  
Recommended for use with 1/2" Gypsum Board  
When Mounting Track Directly to Gypsum Board

3/8" Spacer

**BLD-SPACER-38** Pack of 5 3/8" Spacer  
Recommended for use with 3/8" Gypsum Board  
When Mounting Track Directly to Gypsum Board

800-346-7707 | www.pemko.com

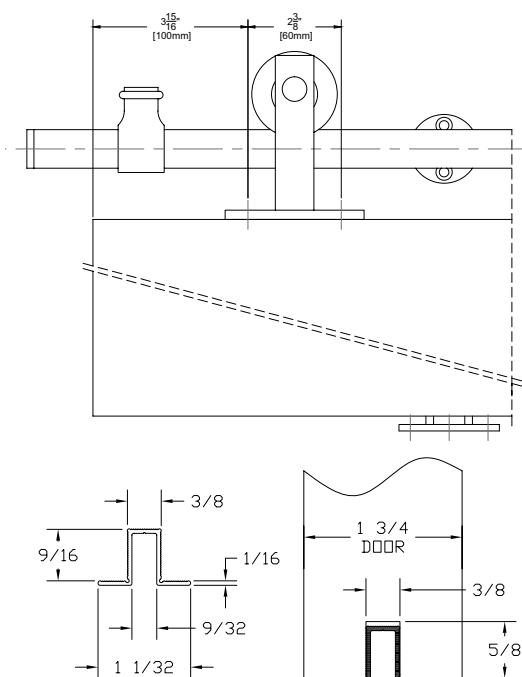
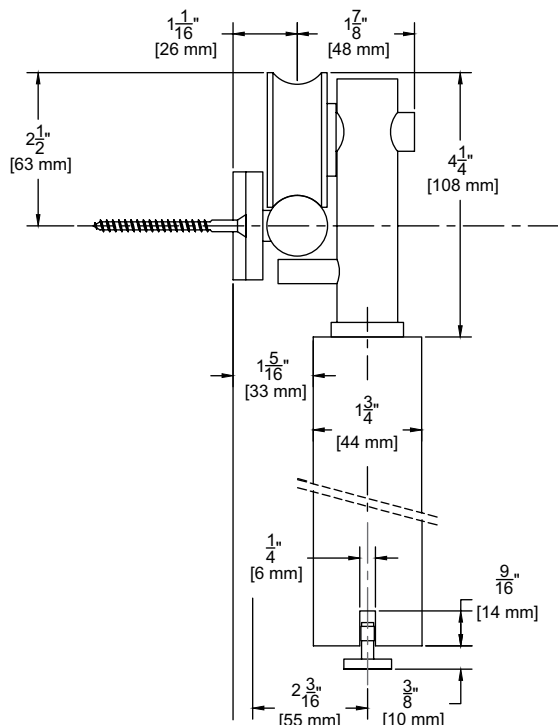
Check the web site for the up-to-date catalog

Copyright © 2015-2017, Pemko Manufacturing Co., an ASSA ABLOY Group company. All rights reserved. Reproduction in whole or in part without the express written permission of Pemko Manufacturing Co. is prohibited.

# Stainless Steel Sliding Track Hardware System

## W80 Series for Wood Doors

For Sliding Panels up to 176 lbs.



NOTE: Alternate route dimension when using optional EPD3BL

### Configurations:

- Single
- Bi-parting

### Installations:

- Side Wall Mount (only)

### Features:

- Made of 304 stainless steel
- Nylon coated stainless steel wheel for smooth operation
- 176 lb. panel capacity
- 5 year warranty

### Finishes:

- Brushed Stainless Steel (W80)
- Black Powder Coated Stainless Steel (W80D)
- Polished Stainless Steel (W80P)
- Satin Bronze Powder Coated Stainless Steel (W80BE)

### W80 Kits Include:

- 1 ea **BAR/\_** Stainless Steel Track
- **BRACKET2** Stainless Steel Wall Brackets
- 2 ea **82** Stainless Steel Hangers
- 1 ea **102SS-KIT** Stainless Steel Guide
- 2 ea **STOP2** Stainless Steel Stops Mounting Hardware

NOTE: If ordering individual parts in the optional Black Powder Coat, Polished finishes or Satin Bronze be sure to include a prefix "D" for Black Powder Coat, "P" for Polished Stainless, or BE for Satin Bronze Powder Coat

Standard Kit Sizes			
Part Number	Material	Track Length	Door Width
W80/6	304 Stainless Steel	78 <sup>3</sup> / <sub>4</sub> "	36"
W80/8	304 Stainless Steel	98 <sup>7</sup> / <sub>16</sub> "	48"
W80D/6	Black Powder Coated Stainless Steel	78 <sup>3</sup> / <sub>4</sub> "	36"
W80D/8	Black Powder Coated Stainless Steel	98 <sup>7</sup> / <sub>16</sub> "	48"
W80P/6	304 Polished Stainless Steel	78 <sup>3</sup> / <sub>4</sub> "	36"
W80P/8	304 Polished Stainless Steel	98 <sup>7</sup> / <sub>16</sub> "	48"
W80BE/6	Satin Bronze Powder Coated Stainless Steel	78 <sup>3</sup> / <sub>4</sub> "	36"
W80BE/8	Satin Bronze Powder Coated Stainless Steel	98 <sup>7</sup> / <sub>16</sub> "	48"

Options: See page 265

- Bottom Channel **94A**
- Roller Guide **106R/94**
- Mortise Guides **102N**
- Polypropylene Guide Rail **EPD3BL** For Use With 102N
- 5/8" Spacer **BLD-SPACER-58** Pack of 5 5/8" Spacer Recommended for use with 5/8" Gypsum Board When Mounting Track Directly to Gypsum Board
- 1/2" Spacer **BLD-SPACER-12** Pack of 5 1/2" Spacer Recommended for use with 1/2" Gypsum Board When Mounting Track Directly to Gypsum Board
- 3/8" Spacer **BLD-SPACER-38** Pack of 5 3/8" Spacer Recommended for use with 3/8" Gypsum Board When Mounting Track Directly to Gypsum Board

800-346-7707 | www.pemko.com

Check the web site for the up-to-date catalog

Copyright © 2015-2017, Pemko Manufacturing Co., an ASSA ABLOY Group company. All rights reserved. Reproduction in whole or in part without the express written permission of Pemko Manufacturing Co. is prohibited.

**ASSA ABLOY**

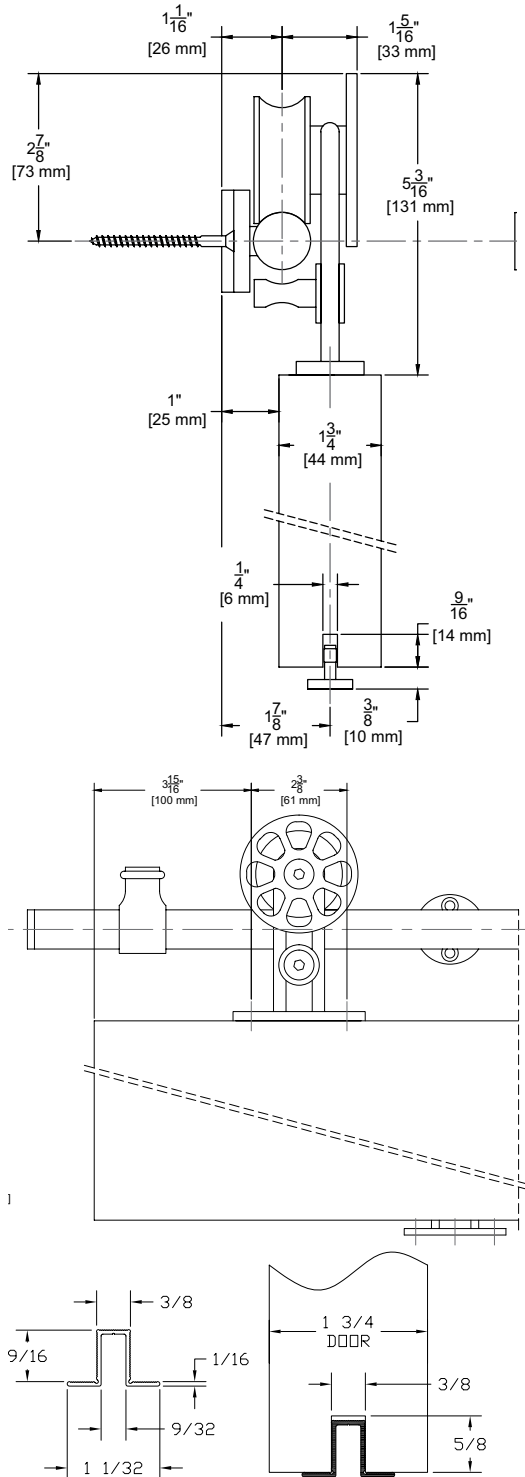
The global leader in door opening solutions



# Stainless Steel Sliding Track Hardware System

## W90 Series for Wood Doors

For Sliding Panels up to 176 lbs.



NOTE: Alternate route dimension when using optional EPD3BL

### ASSA ABLOY

The global leader in door opening solutions

#### Configurations:

- Single
- Bi-parting

#### Installations:

- Side Wall Mount (only)

#### Features:

- Made of 304 stainless steel
- Nylon coated stainless steel wheel for smooth operation
- 176 lb. panel capacity
- 5 year warranty

#### Finishes:

- Brushed Stainless Steel (W90)
- Black Powder Coated Stainless Steel (W90D)
- Polished Stainless Steel (W90P)
- Satin Bronze Powder Coated Stainless Steel (W90BE)

#### W90 Kits Include:

- 1 ea **BAR/\_** Stainless Steel Track
- **BRACKET2** Stainless Steel Wall Brackets
- 2 ea **92** Stainless Steel Hangers
- 1 ea **102SS-KIT** Stainless Steel Guide
- 2 ea **STOP2** Stainless Steel Stops Mounting Hardware

NOTE: If ordering individual parts in the optional Black Powder Coat, Polished finishes or Satin Bronze be sure to include a prefix "D" for Black Powder Coat, "P" for Polished Stainless, or BE for Satin Bronze Powder Coat

Standard Kit Sizes			
Part Number	Material	Track Length	Door Width
W90/6	304 Stainless Steel	78 <sup>3</sup> / <sub>4</sub> "	36"
W90/8	304 Stainless Steel	98 <sup>7</sup> / <sub>16</sub> "	48"
W90D/6	Black Powder Coated Stainless Steel	78 <sup>3</sup> / <sub>4</sub> "	36"
W90D/8	Black Powder Coated Stainless Steel	98 <sup>7</sup> / <sub>16</sub> "	48"
W90P/6	304 Polished Stainless Steel	78 <sup>3</sup> / <sub>4</sub> "	36"
W90P/8	304 Polished Stainless Steel	98 <sup>7</sup> / <sub>16</sub> "	48"
W90BE/6	Satin Bronze Powder Coated Stainless Steel	78 <sup>3</sup> / <sub>4</sub> "	36"
W90BE/8	Satin Bronze Powder Coated Stainless Steel	98 <sup>7</sup> / <sub>16</sub> "	48"

#### Options: See page 265

- Bottom Channel **94A**
- Roller Guide **106R/94**
- Mortise Guides **102N**
- Polypropylene Guide Rail **EPD3BL** For Use With 102N
- 5/8" Spacer **BLD-SPACER-58** Pack of 5 5/8" Spacer  
Recommended for use with 5/8" Gypsum Board  
When Mounting Track Directly to Gypsum Board
- 1/2" Spacer **BLD-SPACER-12** Pack of 5 1/2" Spacer  
Recommended for use with 1/2" Gypsum Board  
When Mounting Track Directly to Gypsum Board
- 3/8" Spacer **BLD-SPACER-38** Pack of 5 3/8" Spacer  
Recommended for use with 3/8" Gypsum Board  
When Mounting Track Directly to Gypsum Board

800-346-7707 | www.pemko.com

Check the web site for the up-to-date catalog

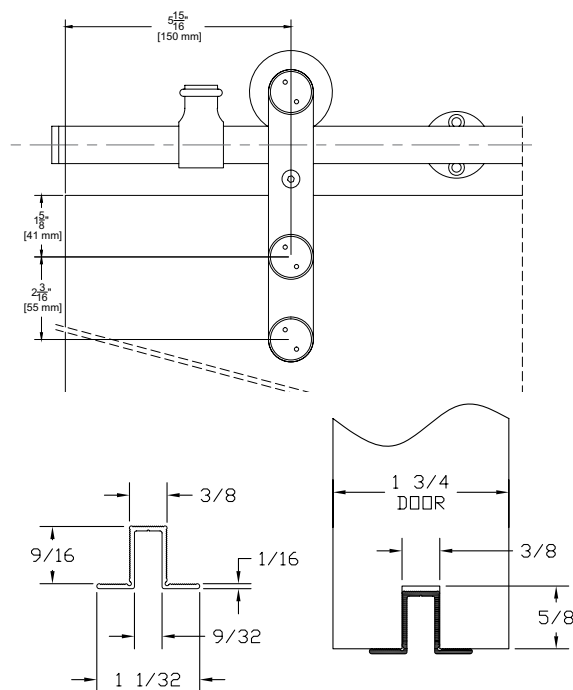
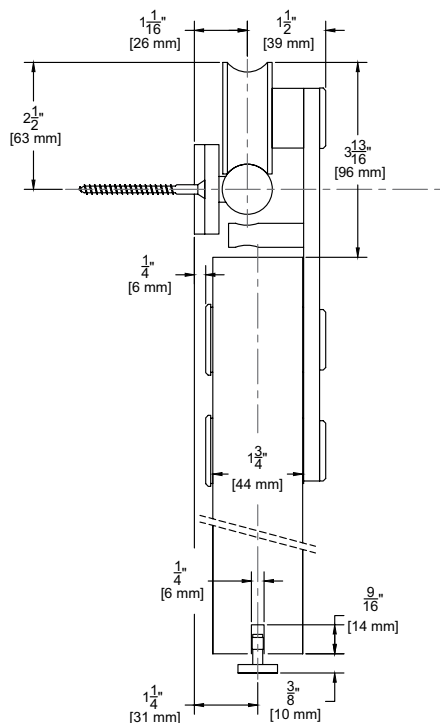
Copyright © 2015-2017, Pemko Manufacturing Co., an ASSA ABLOY Group company. All rights reserved. Reproduction in whole or in part without the express written permission of Pemko Manufacturing Co. is prohibited.



# Stainless Steel Sliding Track Hardware System

## W100 Series for Wood Doors

For Sliding Panels up to 198 lbs.



NOTE: Alternate route dimension when using optional EPD3BL

### Configurations:

- Single
- Bi-parting

### Installations:

- Side Wall Mount (only)

### Features:

- Made of 304 stainless steel
- Nylon coated stainless steel wheel for smooth operation
- 198 lb. panel capacity
- 5 year warranty

### Finishes:

- Brushed Stainless Steel (W100)
- Black Powder Coated Stainless Steel (W100D)
- Polished Stainless Steel (W100P)
- Satin Bronze Powder Coated Stainless Steel (W100BE)

### W80 Kits Include:

- 1 ea **BAR/\_** Stainless Steel Track
- **BRACKET2** Stainless Steel Wall Brackets
- 2 ea **111** Stainless Steel Hangers
- 1 ea **102SS-KIT** Stainless Steel Guide
- 2 ea **STOP2** Stainless Steel Stops Mounting Hardware

NOTE: If ordering individual parts in the optional Black Powder Coat, Polished finishes or Satin Bronze be sure to include a prefix "D" for Black Powder Coat, "P" for Polished Stainless, or BE for Satin Bronze Powder Coat

Standard Kit Sizes			
Part Number	Material	Track Length	Door Width
W100/6	304 Stainless Steel	78 <sup>3</sup> / <sub>4</sub> "	36"
W100/8	304 Stainless Steel	98 <sup>7</sup> / <sub>16</sub> "	48"
W100D/6	Black Powder Coated Stainless Steel	78 <sup>3</sup> / <sub>4</sub> "	36"
W100D/8	Black Powder Coated Stainless Steel	98 <sup>7</sup> / <sub>16</sub> "	48"
W100P/6	304 Polished Stainless Steel	78 <sup>3</sup> / <sub>4</sub> "	36"
W100P/8	304 Polished Stainless Steel	98 <sup>7</sup> / <sub>16</sub> "	48"
W100BE/6	Satin Bronze Powder Coated Stainless Steel	78 <sup>3</sup> / <sub>4</sub> "	36"
W100BE/8	Satin Bronze Powder Coated Stainless Steel	98 <sup>7</sup> / <sub>16</sub> "	48"

Options: See page 265

- Bottom Channel **94A**
- Roller Guide **106R/94**
- Mortise Guides **102N**
- Polypropylene Guide Rail **EPD3BL** For Use With 102N
- 5/8" Spacer **BLD-SPACER-58** Pack of 5 5/8" Spacer Recommended for use with 5/8" Gypsum Board When Mounting Track Directly to Gypsum Board
- 1/2" Spacer **BLD-SPACER-12** Pack of 5 1/2" Spacer Recommended for use with 1/2" Gypsum Board When Mounting Track Directly to Gypsum Board
- 3/8" Spacer **BLD-SPACER-38** Pack of 5 3/8" Spacer Recommended for use with 3/8" Gypsum Board When Mounting Track Directly to Gypsum Board

800-346-7707 | www.pemko.com

Check the web site for the up-to-date catalog

Copyright © 2015-2017, Pemko Manufacturing Co., an ASSA ABLOY Group company. All rights reserved. Reproduction in whole or in part without the express written permission of Pemko Manufacturing Co. is prohibited.

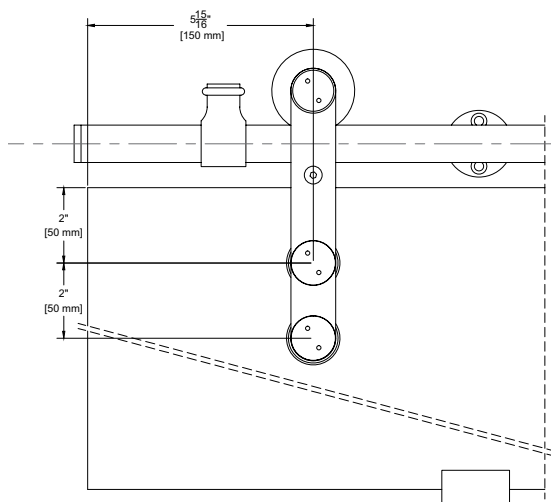
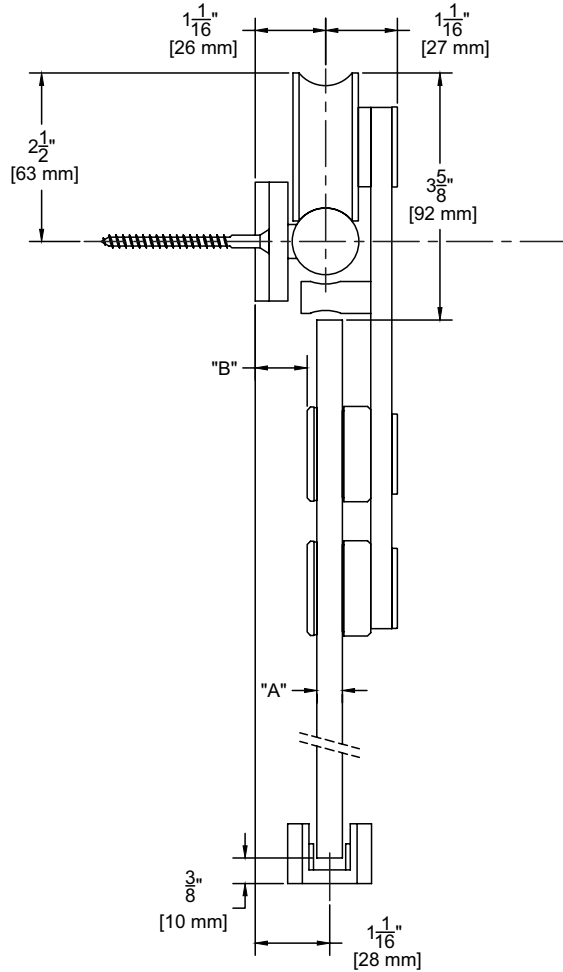
**ASSA ABLOY**

The global leader in door opening solutions

# Stainless Steel Sliding Track Hardware System

## G60 Series for Glass Doors

For Sliding Panels up to 198 lbs.



### Configurations:

- Single
- Bi-parting

### Installations:

- Side Wall Mount (only)

### Features:

- Made of 304 stainless steel
- Nylon coated stainless steel wheel for smooth operation
- 198 lb. panel capacity
- 5 year warranty

### Finishes:

- Brushed Stainless Steel (G60)
- Dark Bronze Stainless Steel (G60D)
- Polished Stainless Steel (G60P)

### G60 Kits Include:

- 1 ea **BAR/** Stainless Steel Track
- **BRACKET2** Stainless Steel Wall Brackets
- 2 ea **12** Stainless Steel Hangers
- 1 ea **GLASSGUIDE** Stainless Steel Guide
- 2 ea **STOP2** Stainless Steel Stops Mounting Hardware

NOTE: If ordering individual parts in the optional Dark Bronze or Polished finishes, be sure to include a suffix "D" for Dark Bronze or "P" for Polished Stainless

Standard Kit Sizes			
Part Number	Material	Track Length	Door Width
G60/6	304 Stainless Steel	78 <sup>3</sup> / <sub>4</sub> "	36"
G60/8	304 Stainless Steel	98 <sup>7</sup> / <sub>16</sub> "	48"
G60D/6	304 Dark Bronze Stainless Steel	78 <sup>3</sup> / <sub>4</sub> "	36"
G60D/8	304 Dark Bronze Stainless Steel	98 <sup>7</sup> / <sub>16</sub> "	48"
G60P/6	304 Polished Stainless Steel	78 <sup>3</sup> / <sub>4</sub> "	36"
G60P/8	304 Polished Stainless Steel	98 <sup>7</sup> / <sub>16</sub> "	48"

Glass Thickness "A"	Distance from Wall "B"
3/8"	3/4"
1/2"	5/8"

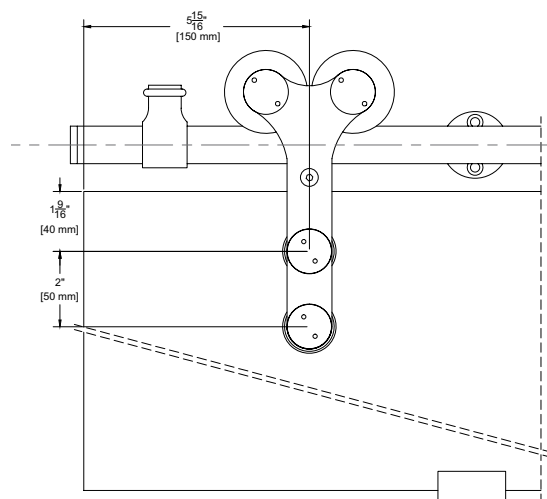
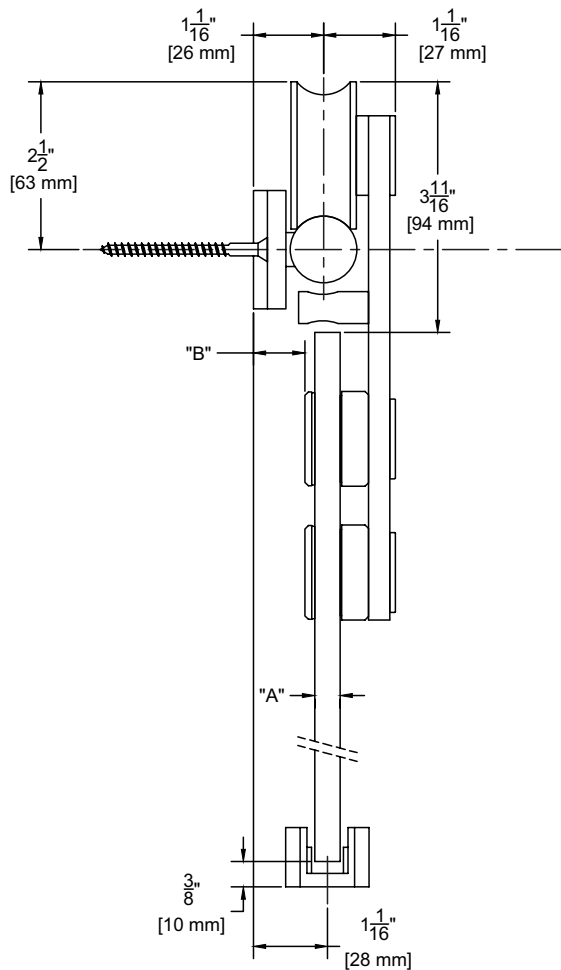
**ASSA ABLOY**

The global leader in door opening solutions

# Stainless Steel Sliding Track Hardware System

## G70 Series for Glass Doors

For Sliding Panels up to 240 lbs.



### Configurations:

- Single
- Bi-parting

### Installations:

- Side Wall Mount (only)

### Features:

- Made of 304 stainless steel
- Nylon coated stainless steel wheel for smooth operation
- 240 lb. panel capacity
- 5 year warranty

### Finishes:

- Brushed Stainless Steel (G70)
- Dark Bronze Stainless Steel (G70D)
- Polished Stainless Steel (G70P)

### G70 Kits Include:

- 1 ea **BAR/\_** Stainless Steel Track
- **BRACKET2** Stainless Steel Wall Brackets
- 2 ea **32** Stainless Steel Hangers
- 1 ea **GLASSGUIDE** Stainless Steel Guide
- 2 ea **STOP2** Stainless Steel Stops Mounting Hardware

NOTE: If ordering individual parts in the optional Dark Bronze or Polished finishes, be sure to include a suffix "D" for Dark Bronze or "P" for Polished Stainless

Standard Kit Sizes			
Part Number	Material	Track Length	Door Width
G70/6	304 Stainless Steel	78 <sup>3</sup> / <sub>4</sub> "	36"
G70/8	304 Stainless Steel	98 <sup>7</sup> / <sub>16</sub> "	48"
G70D/6	304 Dark Bronze Stainless Steel	78 <sup>3</sup> / <sub>4</sub> "	36"
G70D/8	304 Dark Bronze Stainless Steel	98 <sup>7</sup> / <sub>16</sub> "	48"
G70P/6	304 Polished Stainless Steel	78 <sup>3</sup> / <sub>4</sub> "	36"
G70P/8	304 Polished Stainless Steel	98 <sup>7</sup> / <sub>16</sub> "	48"

**Options:** See page 265

Alternate Stop **STOP1**

Glass Thickness "A"	Distance from Wall "B"
3/8"	3/4"
1/2"	5/8"

800-346-7707 | www.pemko.com

Check the web site for the up-to-date catalog

Copyright © 2015-2017, Pemko Manufacturing Co., an ASSA ABLOY Group company. All rights reserved. Reproduction in whole or in part without the express written permission of Pemko Manufacturing Co. is prohibited.

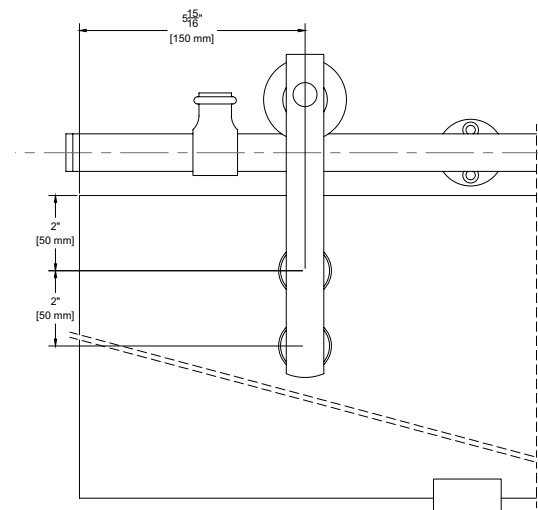
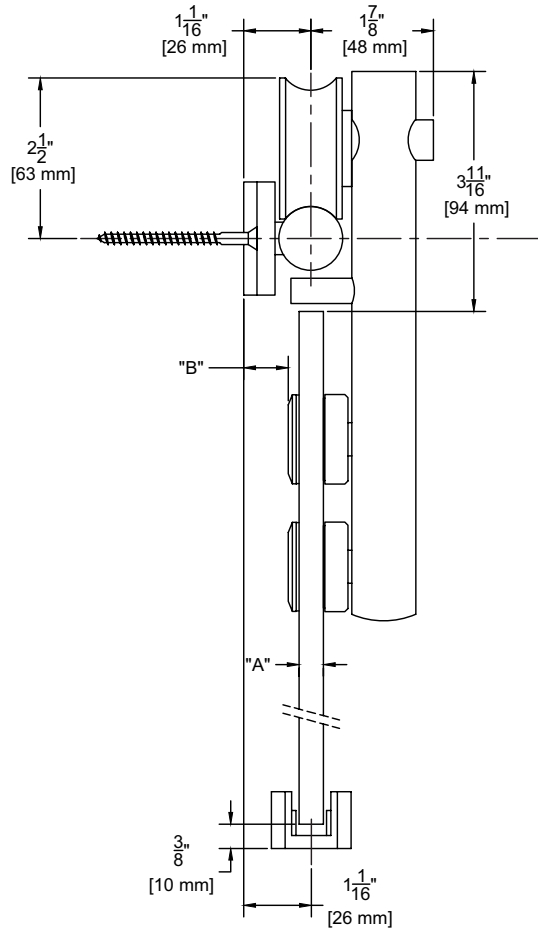
# ASSA ABLOY

The global leader in door opening solutions

# Stainless Steel Sliding Track Hardware System

## G80 Series for Glass Doors

For Sliding Panels up to 198 lbs.



### Configurations:

- Single
- Bi-parting

### Installations:

- Side Wall Mount (only)

### Features:

- Made of 304 stainless steel
- Nylon coated stainless steel wheel for smooth operation
- 198 lb. panel capacity
- 5 year warranty

### Finishes:

- Brushed Stainless Steel (G80)
- Dark Bronze Stainless Steel (G80D)
- Polished Stainless Steel (G80P)

### G80 Kits Include:

- 1 ea **BAR** Stainless Steel Track
- **BRACKET2** Stainless Steel Wall Brackets
- 2 ea **22** Stainless Steel Hangers
- 1 ea **GLASSGUIDE** Stainless Steel Guide
- 2 ea **STOP2** Stainless Steel Stops Mounting Hardware

NOTE: If ordering individual parts in the optional Dark Bronze or Polished finishes, be sure to include a suffix "D" for Dark Bronze or "P" for Polished Stainless

Standard Kit Sizes			
Part Number	Material	Track Length	Door Width
G80/6	304 Stainless Steel	78 <sup>3</sup> / <sub>4</sub> "	36"
G80/8	304 Stainless Steel	98 <sup>7</sup> / <sub>16</sub> "	48"
G80D/6	304 Dark Bronze Stainless Steel	78 <sup>3</sup> / <sub>4</sub> "	36"
G80D/8	304 Dark Bronze Stainless Steel	98 <sup>7</sup> / <sub>16</sub> "	48"
G80P/6	304 Polished Stainless Steel	78 <sup>3</sup> / <sub>4</sub> "	36"
G80P/8	304 Polished Stainless Steel	98 <sup>7</sup> / <sub>16</sub> "	48"

Glass Thickness "A"	Distance from Wall "B"
3/8"	11/16"
1/2"	9/16"

**ASSA ABLOY**

The global leader in door opening solutions

800-346-7707 | www.pemko.com

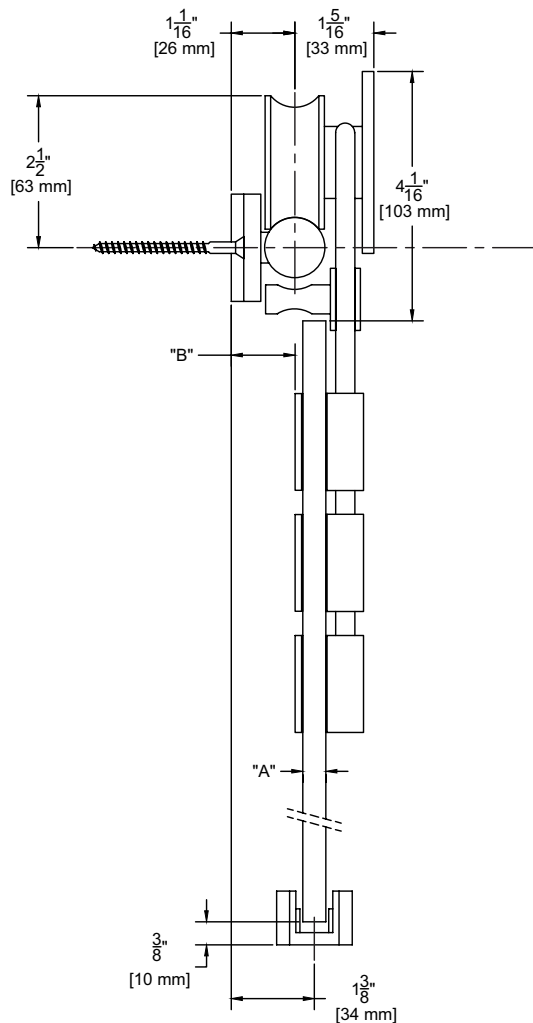
Check the web site for the up-to-date catalog

Copyright © 2015-2017, Pemko Manufacturing Co., an ASSA ABLOY Group company. All rights reserved. Reproduction in whole or in part without the express written permission of Pemko Manufacturing Co. is prohibited.

# Stainless Steel Sliding Track Hardware System

## G90 Series for Glass Doors

For Sliding Panels up to 198 lbs.



### Configurations:

- Single
- Bi-parting

### Installations:

- Side Wall Mount (only)

### Features:

- Made of 304 stainless steel
- Nylon coated stainless steel wheel for smooth operation
- 198 lb. panel capacity
- 5 year warranty

### Finishes:

- Brushed Stainless Steel (G90)
- Dark Bronze Stainless Steel (G90D)
- Polished Stainless Steel (G90P)

### G90 Kits Include:

- 1 ea **BAR/\_** Stainless Steel Track
- **BRACKET2** Stainless Steel Wall Brackets
- 2 ea **42** Stainless Steel Hangers
- 1 ea **GLASSGUIDE** Stainless Steel Guide
- 2 ea **STOP2** Stainless Steel Stops Mounting Hardware

NOTE: If ordering individual parts in the optional Dark Bronze or Polished finishes, be sure to include a suffix "D" for Dark Bronze or "P" for Polished Stainless

Standard Kit Sizes			
Part Number	Material	Track Length	Door Width
G90/6	304 Stainless Steel	78 3/4"	36"
G90/8	304 Stainless Steel	98 7/16"	48"
G90D/6	304 Dark Bronze Stainless Steel	78 3/4"	36"
G90D/8	304 Dark Bronze Stainless Steel	98 7/16"	48"
G90P/6	304 Polished Stainless Steel	78 3/4"	36"
G90P/8	304 Polished Stainless Steel	98 7/16"	48"

Glass Thickness "A"	Distance from Wall "B"
3/8"	1 1/16"
1/2"	15/16"

800-346-7707 | www.pemko.com

Check the web site for the up-to-date catalog

Copyright © 2015-2017, Pemko Manufacturing Co., an ASSA ABLOY Group company. All rights reserved. Reproduction in whole or in part without the express written permission of Pemko Manufacturing Co. is prohibited.

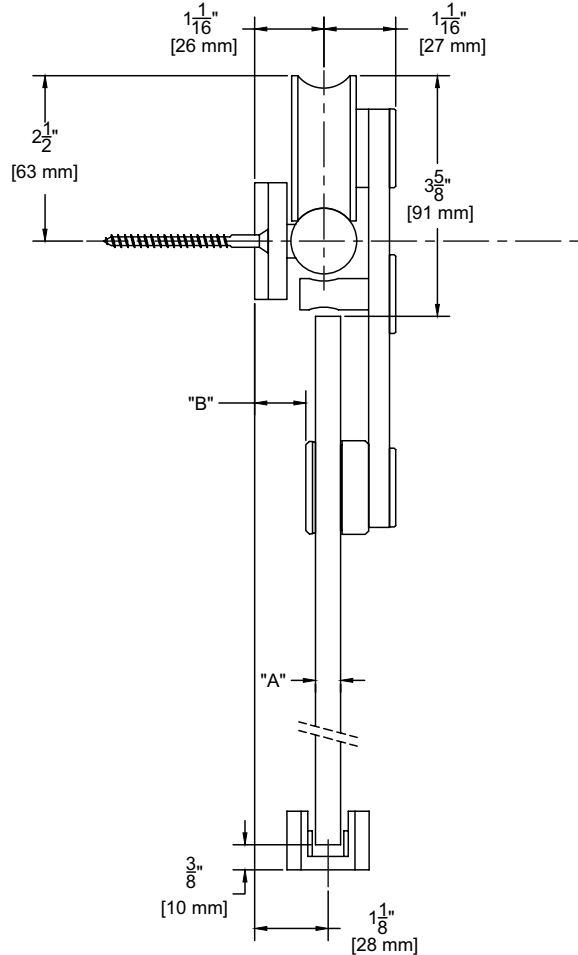
**ASSA ABLOY**

The global leader in door opening solutions

# Stainless Steel Sliding Track Hardware System

## G100 Series for Glass Doors

For Sliding Panels up to 198 lbs.



### Configurations:

- Single
- Bi-parting

### Installations:

- Side Wall Mount (only)

### Features:

- Made of 304 stainless steel
- Nylon coated stainless steel wheel for smooth operation
- 198 lb. panel capacity
- 5 year warranty

### Finishes:

- Brushed Stainless Steel (G100)
- Dark Bronze Stainless Steel (G100D)
- Polished Stainless Steel (G100P)

### G100 Kits Include:

- 1 ea **BAR** Stainless Steel Track
- **BRACKET2** Stainless Steel Wall Brackets
- 2 ea **52** Stainless Steel Hangers
- 1 ea **GLASSGUIDE** Stainless Steel Guide
- 2 ea **STOP2** Stainless Steel Stops Mounting Hardware

NOTE: If ordering individual parts in the optional Dark Bronze or Polished finishes, be sure to include a suffix "D" for Dark Bronze or "P" for Polished Stainless

Standard Kit Sizes			
Part Number	Material	Track Length	Door Width
G100/6	304 Stainless Steel	78 <sup>3</sup> / <sub>4</sub> "	36"
G100/8	304 Stainless Steel	98 <sup>7</sup> / <sub>16</sub> "	48"
G100D/6	304 Dark Bronze Stainless Steel	78 <sup>3</sup> / <sub>4</sub> "	36"
G100D/8	304 Dark Bronze Stainless Steel	98 <sup>7</sup> / <sub>16</sub> "	48"
G100P/6	304 Polished Stainless Steel	78 <sup>3</sup> / <sub>4</sub> "	36"
G100P/8	304 Polished Stainless Steel	98 <sup>7</sup> / <sub>16</sub> "	48"

Glass Thickness "A"	Distance from Wall "B"
3/8"	3/4"
1/2"	5/8"

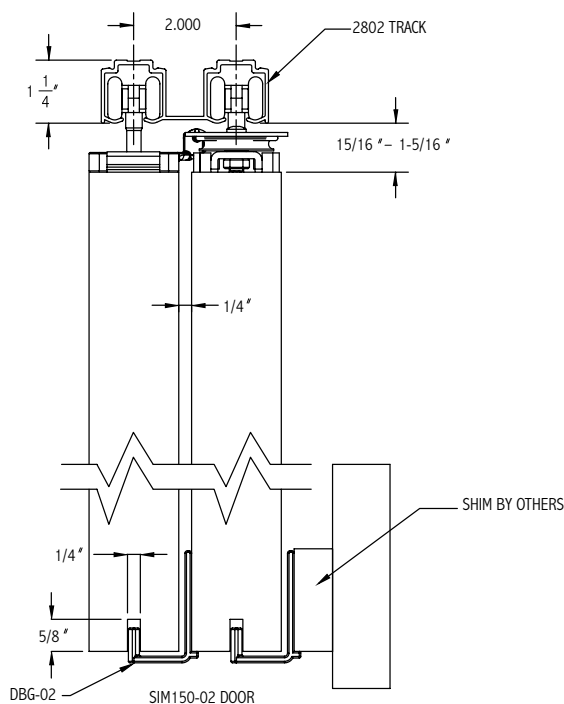
**ASSA ABLOY**

The global leader in door opening solutions

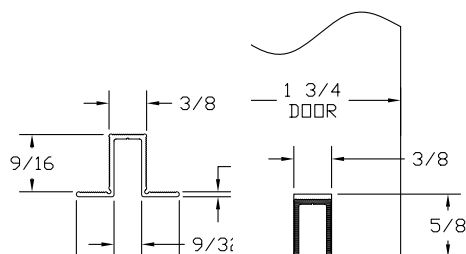
# Simultaneous Acting Sliding Door System

## SIM 150 for 2 Door Systems

For Sliding Panels up to 176 lbs.



### Alternate Route for EPD3BL



### Configurations:

- Bi-part Telescoping

### Installations:

- Overhead Mount

### Features:

- Easy to install with self aligning components
- Telescoping panels glide along the track
- Doors retract into storage pockets when not in use
- 5 year warranty

### Finishes:

- Clear (C)
- Dark Bronze (D)

### Pulley System Kit Includes:

- Pre-Assembled Pulley System
- In-Track Stops and Hangers
- Door Bottom Guides
- Floor Stops, Back Stop and End Plates
- Installation Fasteners

Single Extrusion Aluminum Track must be ordered separately.

Specify door width when ordering. Default door overlap is 3". Any other overlap must be specified (Min. overlap is 2").

Pulley System Kits	
Part Number	Door Width
SIM150-2-LH/25-32	25" - 32"
SIM150-2-LH/33-40	33" - 40"
SIM150-2-LH/41-48	41" - 48"
SIM150-2-RH/25-32	25" - 32"
SIM150-2-RH/33-40	33" - 40"
SIM150-2-RH/41-48	41" - 48"

System Track		
Track	Finish	Track Length
2802C	Clear	up to 147"
2802D	Dark	up to 185"

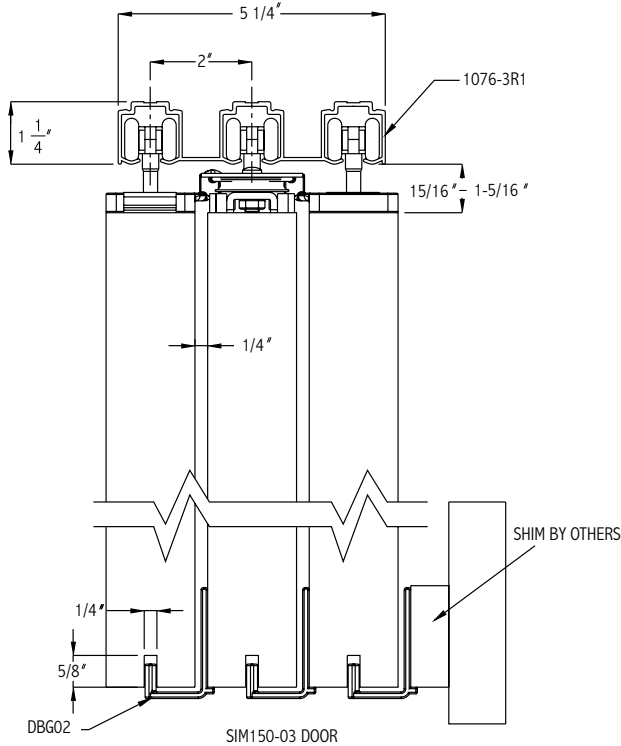
### Options:

- Lock Kit- includes lock with edge pull, and cup pull, **SIM150-LOCKKIT**
- Bolt Kit- includes surface bolt, dust-proof strike, cup pull, and edge pull, **SIM150-BOLTKIT**
- Snap-on Fascia Available **F134**
- Polypropylene Guide Rail **EPD3BL**

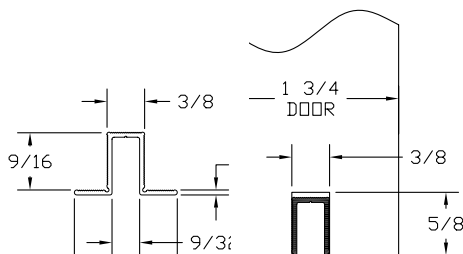
# Simultaneous Acting Sliding Door System

## SIM 150 for 3 Door Systems

For Sliding Panels up to 176 lbs.



### Alternate Route for EPD3BL



### Configurations:

- Bi-part Telescoping

### Installations:

- Overhead Mount

### Features:

- Easy to install with self aligning components
- Telescoping panels glide along the track
- Doors retract into storage pockets when not in use
- 5 year warranty

### Finishes:

- Clear (C)
- Dark Bronze (D)

### Pulley System Kit Includes:

- Pre-Assembled Pulley System
- In-Track Stops and Hangers
- Door Bottom Guides
- Floor Stops, Back Stop and End Plates
- Installation Fasteners

Single Extrusion Aluminum Track must be ordered separately.

Specify door width when ordering. Default door overlap is 3". Any other overlap must be specified (Min. overlap is 2").

### Pulley System Kits

Part Number	Door Width
SIM150-3-LH/25-32	25" - 32"
SIM150-3-LH/33-40	33" - 40"
SIM150-3-LH/41-48	41" - 48"
SIM150-3-RH/25-32	25" - 32"
SIM150-3-RH/33-40	33" - 40"
SIM150-3-RH/41-48	41" - 48"

### System Track

Track	Finish	Track Length
2803C	Clear	up to 185"
2803D	Dark	up to 185"

### Options:

Lock Kit- includes lock with edge pull, and cup pull, **SIM150-LOCKKIT**

Bolt Kit- includes surface bolt, dust-proof strike, cup pull, and edge pull, **SIM150-BOLTKIT**

Snap-on Fascia Available **F134**

Polypropylene Guide Rail **EPD3BL**

# ASSA ABLOY

The global leader in door opening solutions



# Options & Accessories

A visual guide to various parts

## Mounting Brackets




281  
(Sold in 5 packs, 2815)




2812

## Fascia



F134



F234

## End plates



K134EP


## Stops



TELS-14KIT




287HD



STOP1  
W70 and G70 Kits only



PFBS



601H

## Guides



102N



PFBG-4



PFBG-8



106R/94




106N/94




102WA

## Hardware Kits



Folding  
HF2/100 Pack



Sliding  
H200PACK


## Bottom Channel



94A



2802BT



971A




# RESIDENTIAL THRESHOLDS

## CONTENTS:

Interlocking Thresholds .....	268
Threshold Caps.....	268
Interlocking Thresholds - Water Return.....	269
Hooks.....	269
Residential Thresholds - Water Return.....	270
Adjustable Eco-V™ Top Thresholds .....	270
Eco-V™ Top Thresholds.....	271
Residential Saddles.....	271
Bumper Thresholds for Outswing Doors.....	272
Squareback Thresholds.....	273
Oak Thresholds.....	273-274
Sill Nosings.....	274
Residential Mill Work Sills .....	275
Adjustable Aluminum Top Sills.....	275
Adjustable Oak Top Sills.....	276
Outswing Adjustable Oak Top Sills.....	277
Residential All-Aluminum Adjustable Sills.....	277
Fixed Eco-V™ Top Residential Sills.....	278
Residential All-Aluminum Fixed Sills.....	278
Outswing Fixed Bumper Sills.....	279
Extenders for All Residential Sills.....	279
Bumper Thresho-Sills for Outswing Doors .....	280
Thresho-Sills.....	280-281
Fabrication Options for Thresho-Sills.....	282

## INDEX:

PRODUCT	PAGE	PRODUCT	PAGE	PRODUCT	PAGE
61 .....	269	167.....	281	2053.....	273
66 .....	269	203OAK.....	273	2054.....	273
67 .....	269	205.....	272	2055.....	273
101.....	268	204OAK.....	273	2500W.....	274
107.....	268	206.....	271	2813.....	270
108.....	268	207.....	271	3261 .....	274
110.....	268	208.....	271	74518 .....	277
114.....	268	208OAK.....	273	75518 .....	277
115.....	268	212.....	271	8451.....	279
120.....	268	213.....	270	8452.....	279
121.....	268	214.....	271	N84518.....	278
123.....	268	218.....	271	N85518.....	278
136.....	269	218OAK.....	274	84514 .....	278
140_M.....	281	219.....	271	85514 .....	278
142.....	269	219OAK.....	274	94518 .....	275
145.....	269	231.....	271	95518 .....	275
146.....	269	233.....	271	93518 .....	276
147.....	269	249.....	270	94518_W.....	276
149.....	272	250.....	270	95518_W.....	276
153.....	280	324.....	274	EXT3/4.....	279
155.....	272	326.....	274	EXT2.....	279
160.....	280	327.....	274	EXT3.....	279
160_M.....	280	2051.....	272	OS95518.....	277
161_M.....	281	2052.....	273	Q107.....	279
163_M.....	281				
164_M.....	281				
165.....	280				



800-346-7707 | [www.pemko.com](http://www.pemko.com)

Check the web site for the up-to-date catalog

Copyright © 2015-2017, Pemko Manufacturing Co., an ASSA ABLOY Group company. All rights reserved.  
 Reproduction in whole or in part without the express written permission of Pemko Manufacturing Co. is prohibited.

**ASSA ABLOY**

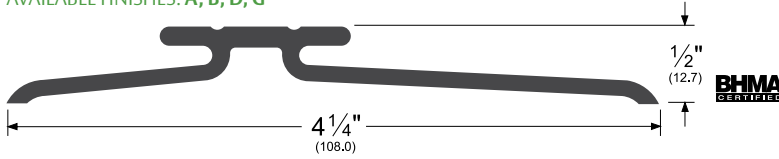
The global leader in  
 door opening solutions

## Interlocking Thresholds

- All interlocking thresholds (including water return types) and caps are furnished with #61 hooks and nails
- For alternate hooks, see following page

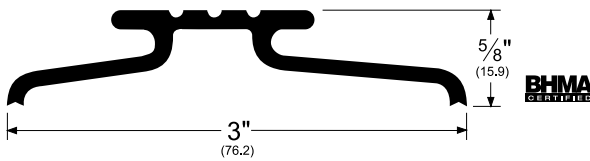
114\_

AVAILABLE FINISHES: A, B, D, G



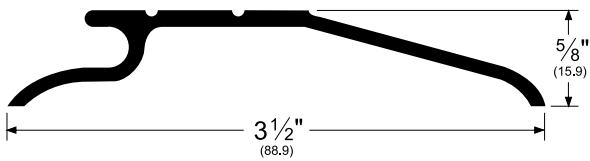
121\_

AVAILABLE FINISHES: A, D, G



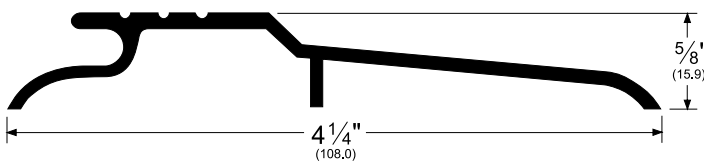
110\_

AVAILABLE FINISHES: A, B, D, G



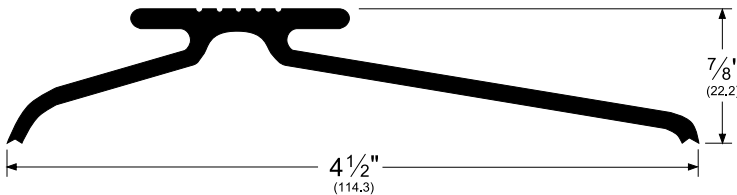
115\_

AVAILABLE FINISHES: A, D, G



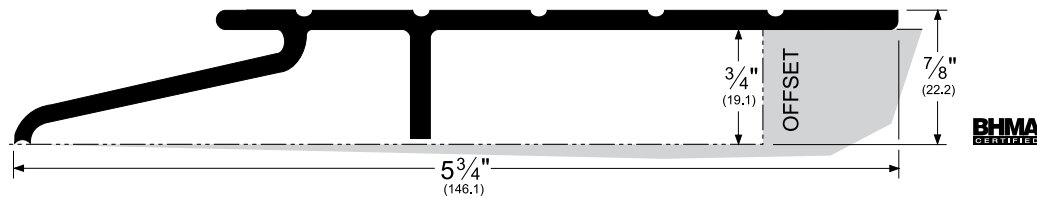
120\_

AVAILABLE FINISHES: A, B, D, G



123\_

AVAILABLE FINISH: B

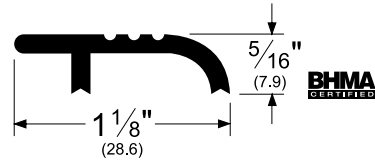


## Threshold Caps

- Typically mounted on an existing saddle-type threshold to create an interlock with a J-hook or L-hook

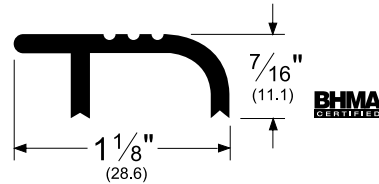
101\_

AVAILABLE FINISHES: A, B, BDG, D, G



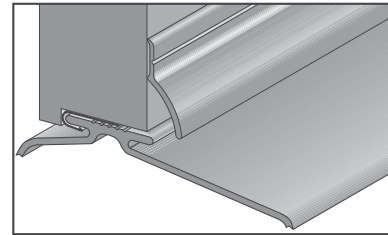
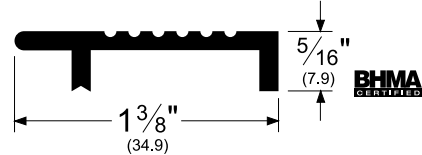
107\_

AVAILABLE FINISHES: A, D, G



108\_

AVAILABLE FINISH: B



NOTE: Products shown in this section may not be drawn to scale.

AVAILABLE FINISHES FOR PRODUCTS SHOWN ON THIS PAGE (see General Information section for finish chart)  
**A** (Mill Finish Aluminum) **B** (Mill Finish Extruded Bronze [Brass]) **BDG** (Bright Dip Gold Anodized)  
**D** (Dark Bronze Anodized) **G** (Gold Anodized)

**ASSA ABLOY**

The global leader in  
door opening solutions

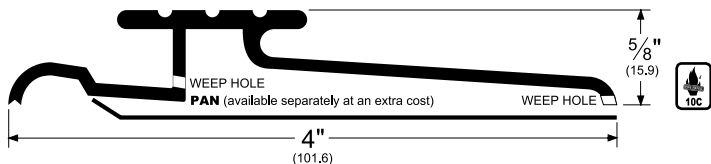
## Interlocking Thresholds - Water Return

- Water return thresholds are designed to catch water which may blow or run under the door and return it to the outside through interior weep holes, down the sloped drain pan, and out exterior weep holes

- Product number for the aluminum water return pan is **PAN**
- Products are furnished with #61 hooks and nails

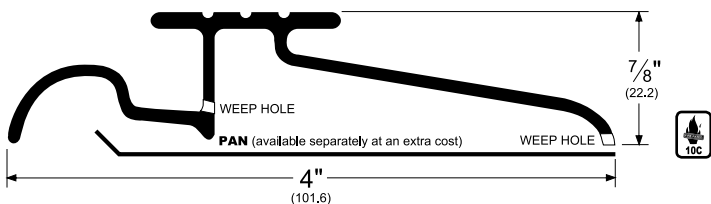
142\_

AVAILABLE FINISHES: **A, D, G**



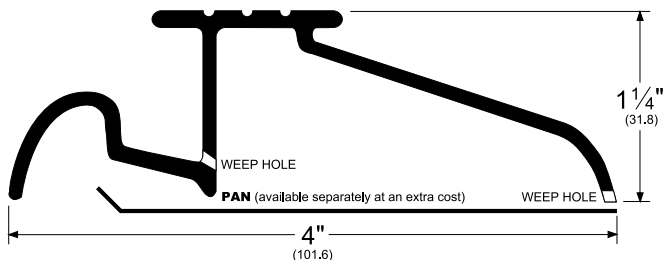
145\_

AVAILABLE FINISHES: **A, B, BDG, D, G, PW, SN**



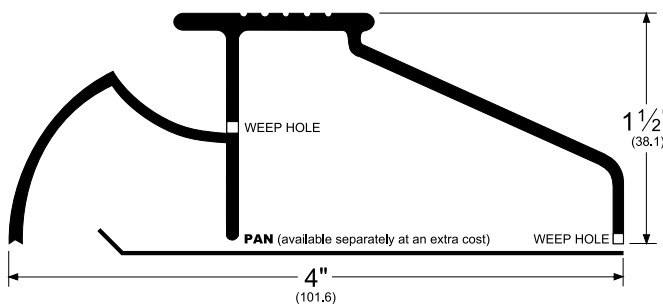
146\_

AVAILABLE FINISHES: **A, B, BDG, D, G, PW, SN**



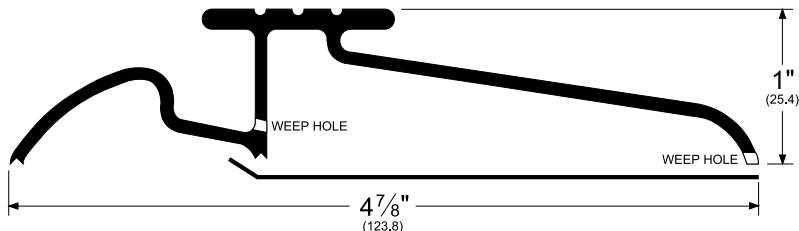
147\_

AVAILABLE FINISHES: **A, BDG, D, G, SN**



136\_

AVAILABLE FINISHES: **A, B, BDG, D, G, SN**



NOTE: Products shown in this section may not be drawn to scale.

AVAILABLE FINISHES FOR PRODUCTS SHOWN ON THIS PAGE (see General Information section for finish chart)  
**A** (Mill Finish Aluminum) **B** (Mill Finish Extruded Bronze [Brass]) **BDG** (Bright Dip Gold Anodized)  
**D** (Dark Bronze Anodized) **G** (Gold Anodized) **PW** (Painted White) **SN** (Satin Nickel Anodized)  
 For Hooks: **B** (Bronze) **Z** (Zinc)

800-346-7707 | www.pemko.com

Check the web site for the up-to-date catalog

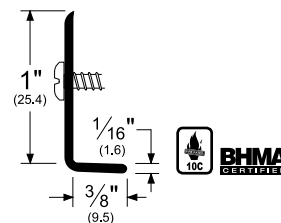
Copyright © 2015-2017, Pemko Manufacturing Co., an ASSA ABLOY Group company. All rights reserved.  
 Reproduction in whole or in part without the express written permission of Pemko Manufacturing Co. is prohibited.

## Hooks

- When installed properly on bottom of door, hooks interlock with threshold for a superior seal
- When substituting #66 or #67 hooks for #61 hooks, price will be increased accordingly. Contact PEMKO Customer Service

66\_

AVAILABLE FINISHES: **A, B, D, G**



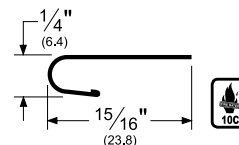
\_61

AVAILABLE FINISHES: **B, Z**

.018 bronze

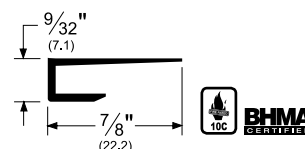
.015 zinc

NOTE: B61 is roll form bronze metal



\_67

AVAILABLE FINISHES: **A, D, G**



**ASSA ABLOY**

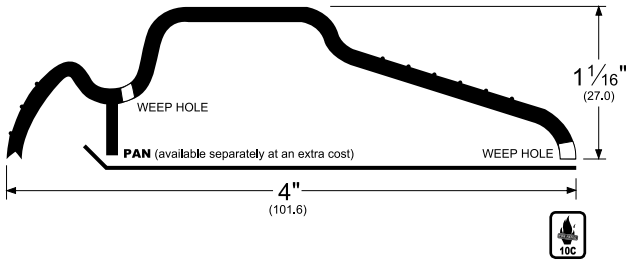
The global leader in  
 door opening solutions

## Residential Thresholds - Water Return

- Water return thresholds are designed to catch water which may blow or run under the door and return it to the outside through interior weep holes, down the sloped drain pan and out exterior weep holes
- Product number for aluminum water return pan is **PAN**
- Eco-V™ feet replacement insert (where applicable) is **EV12GR**

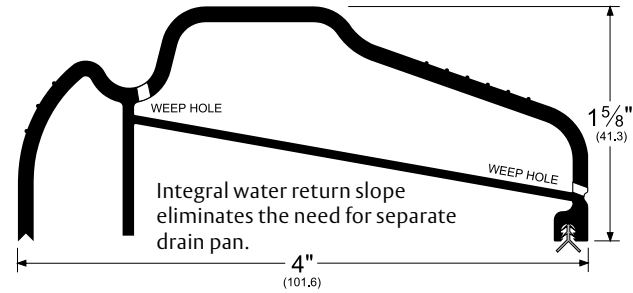
213\_

AVAILABLE FINISHES: **A, BDG, D, G, SN**



2813\_

AVAILABLE FINISHES: **A, BDG, D, G, PW, SN**

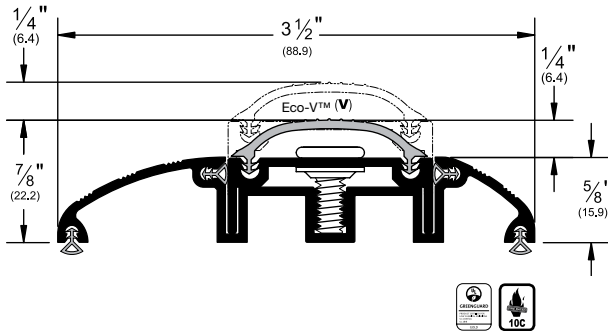


## Adjustable Eco-V™ Top Thresholds

- Furnished with concealed, weather-sealed mounting screws and adjustment mechanism
- Eco-V™ seal adjusts to overcome swelling and/or shrinking of door and floor and eliminates need for shoe or sweep
- Furnished with Eco-V™ (V) insert. Gray replacement Eco-V™ is **PV64GR** (see Weatherization Products section)
- Eco-V™ replacement "foot" insert is **EV63GR**
- Pre-assembled for easy installation and adjustment

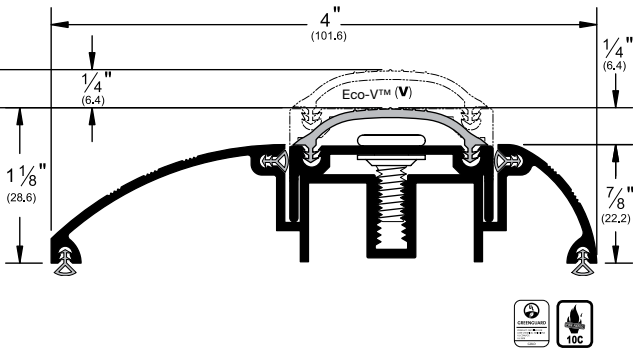
249\_V

AVAILABLE FINISHES: **A, D**  
AVAILABLE LENGTHS: **36", 72"**



250\_V

AVAILABLE FINISHES: **A, D**  
AVAILABLE LENGTHS: **36", 72"**



NOTE: Products shown in this section may not be drawn to scale.

AVAILABLE FINISHES FOR PRODUCTS SHOWN ON THIS PAGE (see General Information section for finish chart)  
**A** (Mill Finish Aluminum) **BDG** (Bright Dip Gold Anodized) **D** (Dark Bronze Anodized) **G** (Gold Anodized)  
**PW** (Painted White) **SN** (Satin Nickel Anodized)

**ASSA ABLOY**

The global leader in  
door opening solutions

## Eco-V™ Top Thresholds

- Eco-V™ (V) top creates a seal at the bottom of the door, eliminating the need for door sweeps or door shoes

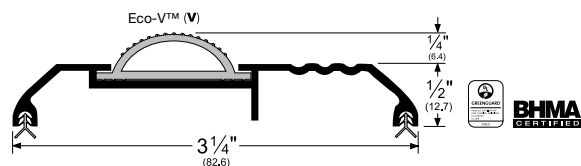
- Eco-V™ feet replacement insert is **EV12GR**

### 206\_V

AVAILABLE FINISHES: **A, D, G**

Gray replacement Eco-V™ is **PV22GR36**

Black replacement Eco-V™ is **PV22BL36**

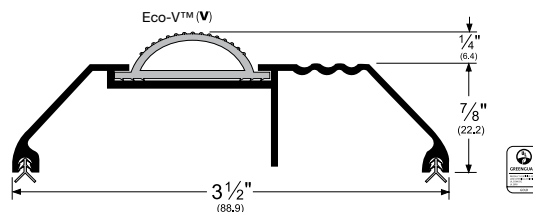


### 207\_V

AVAILABLE FINISHES: **A, D, G**

Gray replacement Eco-V™ is **PV22GR36**

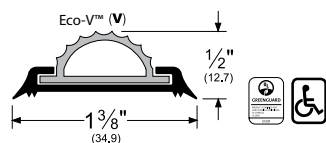
Black replacement Eco-V™ is **PV22BL36**



### 208\_V

AVAILABLE FINISHES: **A, D, G**

Gray replacement Eco-V™ is **PV13GR36**



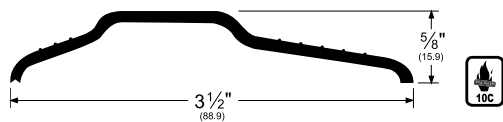
## Residential Saddles

- Use a door bottom shoe or sweep with these thresholds to seal out the elements

- Made of sturdy extruded aluminum
- Replacement Eco-V™ feet (where applicable) is **EV12GR**

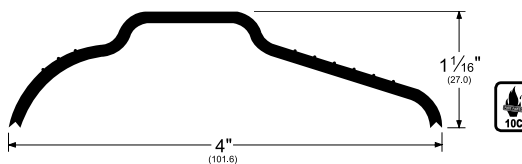
### 212\_

AVAILABLE FINISHES: **A, BDG, D, G, PW, SN**



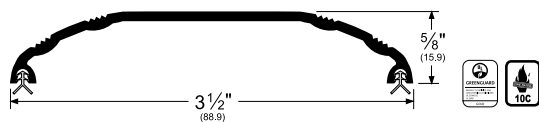
### 214\_

AVAILABLE FINISHES: **A, BDG, D, G, PW, SN**



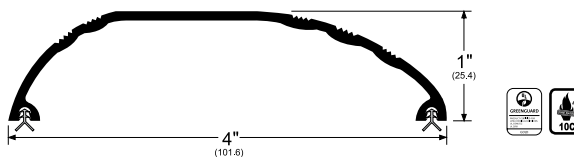
### 218\_

AVAILABLE FINISHES: **A, BDG, D, G, PW, SN**



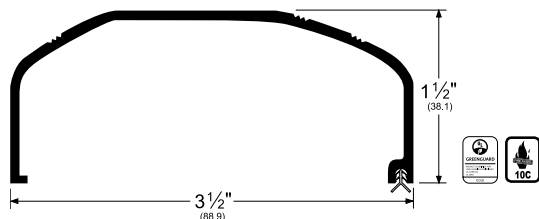
### 219\_

AVAILABLE FINISHES: **A, BDG, D, G, PW, SN**



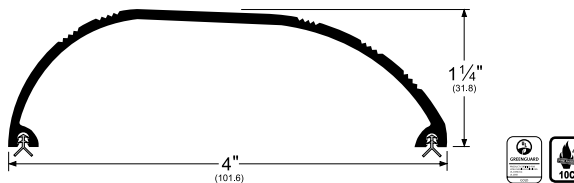
### 231\_

AVAILABLE FINISHES: **A, D, G**



### 233\_

AVAILABLE FINISHES: **A, BDG, D, G, PW, SN**



NOTE: Products shown in this section may not be drawn to scale.

AVAILABLE FINISHES FOR PRODUCTS SHOWN ON THIS PAGE (see General Information section for finish chart)  
**A** (Mill Finish Aluminum) **BDG** (Bright Dip Gold Anodized) **D** (Dark Bronze Anodized) **G** (Gold Anodized)  
**PW** (Painted White) **SN** (Satin Nickel Anodized)

800-346-7707 | www.pemko.com

Check the web site for the up-to-date catalog

Copyright © 2015-2017, Pemko Manufacturing Co., an ASSA ABLOY Group company. All rights reserved.  
 Reproduction in whole or in part without the express written permission of Pemko Manufacturing Co. is prohibited.

**ASSA ABLOY**

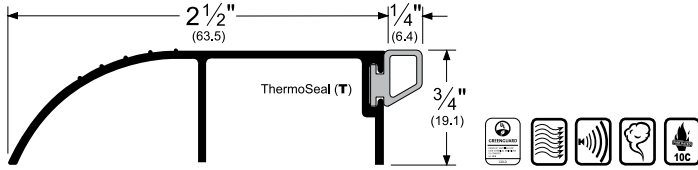
The global leader in  
 door opening solutions

# Bumper Thresholds for Outswing Doors

- In the closed position, the door butts up to bumper seal on threshold creating a seal against the elements

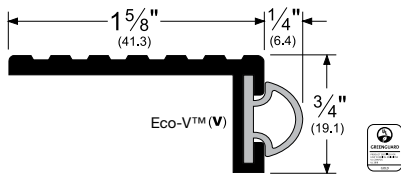
## 149\_T

AVAILABLE FINISHES: **A, BDG, D, G, PW, SN**  
REPLACEMENT INSERT: **T5 (BL)**



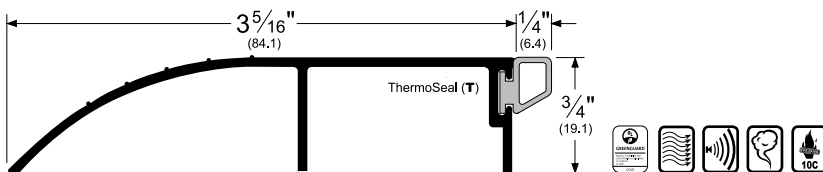
## 155\_V

AVAILABLE FINISHES: **A, D, G**  
REPLACEMENT INSERT: **PK10 (BL)**



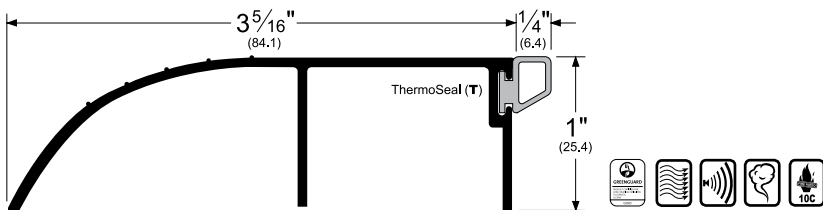
## 205\_T

AVAILABLE FINISHES: **A, D, G, PW**  
REPLACEMENT INSERT: **T5 (BL)**



## 2051\_T

AVAILABLE FINISHES: **A, D, G, PW**  
REPLACEMENT INSERT: **T5 (BL)**



### Alternate Insert For 149

#### 149\_P

AVAILABLE FINISHES:  
**A, BDG, D, PW, SN**



REPLACEMENT INSERT:  
**P2 (BL, GR)**



#### 149\_V

AVAILABLE FINISHES:  
**A, BDG, D, G, PW, SN**



REPLACEMENT INSERT:  
**EV41 (BL, GR, W)**



### Alternate Insert For 205

#### 205\_P

AVAILABLE FINISHES:  
**A, D, G, PW**



REPLACEMENT INSERT:  
**P2 (BL, GR)**



#### 205\_V

AVAILABLE FINISHES:  
**A, D, G, PW**



REPLACEMENT INSERT:  
**EV41 (BL, GR, W)**



### Alternate Insert For 2051

#### 2051\_P

AVAILABLE FINISHES:  
**A, D, G, PW**



REPLACEMENT INSERT:  
**P2 (BL, GR)**



#### 2051\_V

AVAILABLE FINISHES:  
**A, D, G, PW**



REPLACEMENT INSERT:  
**EV41 (BL, GR, W)**



NOTE: Products shown in this section may not be drawn to scale.

AVAILABLE FINISHES FOR PRODUCTS SHOWN ON THIS PAGE (see General Information section for finish chart)  
**A** (Mill Finish Aluminum) **BDG** (Bright Dip Gold Anodized) **D** (Dark Bronze Anodized) **G** (Gold Anodized)  
**PW** (Painted White) **SN** (Satin Nickel Anodized)

**ASSA ABLOY**

The global leader in  
door opening solutions

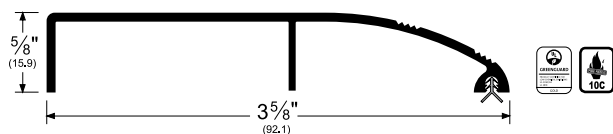


## Squareback Thresholds

- Replacement Eco-V™ feet (where applicable) is **EV12GR**
- Interior support leg flushes with interior jamb in application, allowing flooring to squarely abut threshold
- Ideal for tall terra cotta, plush carpet or stone paver entry applications for smooth transition
- Gently sloping and ribbed exterior ramp eliminates trip hazard while providing maximum rain guard. (Be sure to caulk all support legs or lay in mastic for best seal)
- Center support leg provides for engineered threshold stability

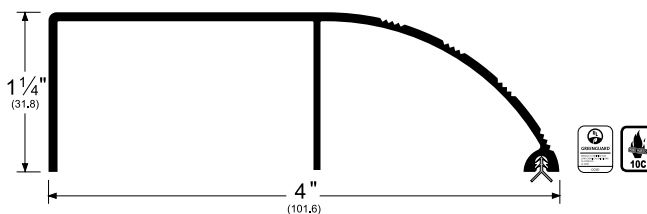
### 2052\_

AVAILABLE FINISHES: **A, D**



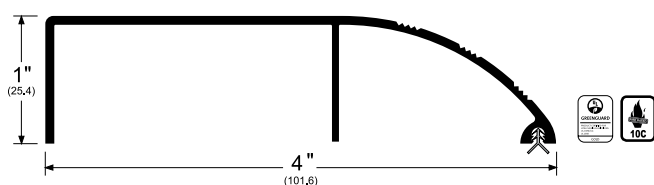
### 2054\_

AVAILABLE FINISHES: **A, D**



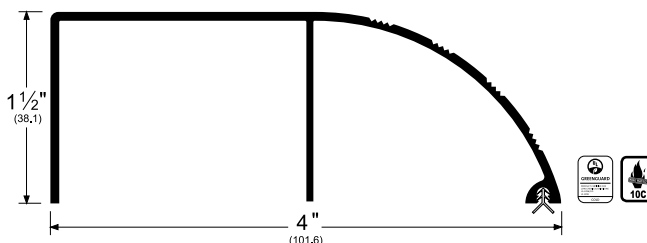
### 2053\_

AVAILABLE FINISHES: **A, D**



### 2055\_

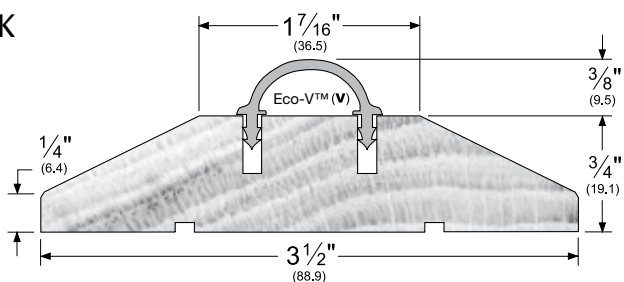
AVAILABLE FINISHES: **A, BDG, D**



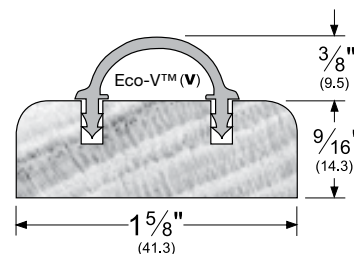
## Oak Thresholds

- Natural unfinished oak provides beauty as well as thermal benefits
- Eco-V™ top creates a seal at bottom of door, eliminating the need for door sweeps or door shoes
- Tan replacement for Oak Eco-V™ Top Thresholds is **PV83TN** (see Weatherization Products section)
- Available in 36" or 72" lengths only

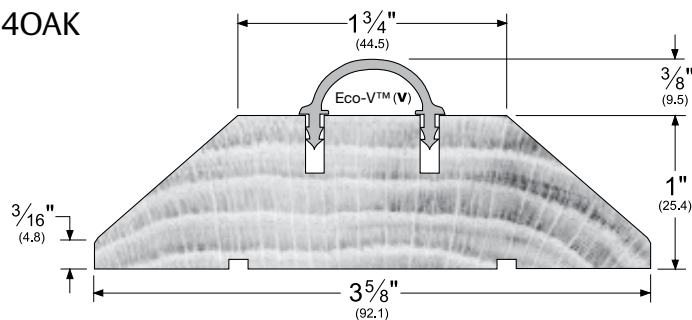
### 2030OAK



### 2080OAK



### 2040OAK



NOTE: Products shown in this section may not be drawn to scale.

AVAILABLE FINISHES FOR PRODUCTS SHOWN ON THIS PAGE (see General Information section for finish chart)  
**A** (Mill Finish Aluminum) **BDG** (Bright Dip Gold Anodized) **D** (Dark Bronze Anodized) **OAK** (Natural Unfinished Oak)

800-346-7707 | www.pemko.com

Check the web site for the up-to-date catalog

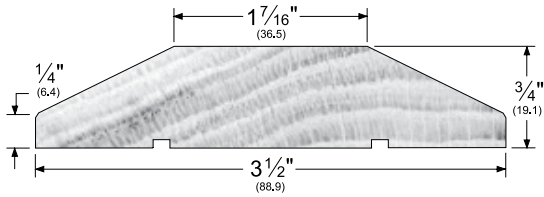
Copyright © 2015-2017, Pemko Manufacturing Co., an ASSA ABLOY Group company. All rights reserved.  
 Reproduction in whole or in part without the express written permission of Pemko Manufacturing Co. is prohibited.

**ASSA ABLOY**

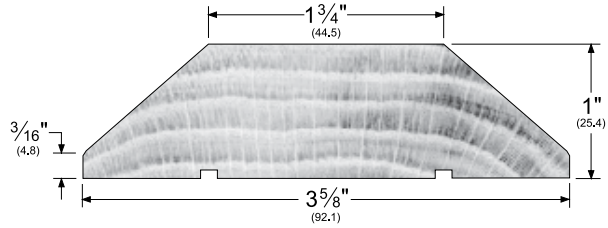
The global leader in  
 door opening solutions

## Oak Thresholds (Cont.)


218OAK



219OAK



2500W

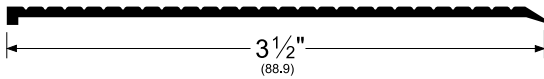


## Sill Nosings

- Used to cover concrete or wood sill
- Provides an attractive finished look to new and old door openings, covering defects in existing sill
- Sill nosings are held in place with mastic and pressure from threshold placement

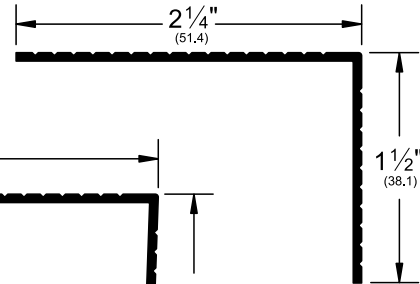
324\_

AVAILABLE FINISHES: A, B, BDG, D, G, PW, SN



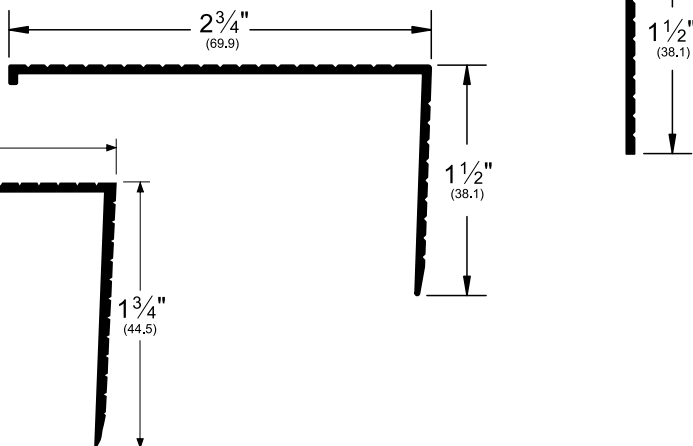
3261\_

AVAILABLE FINISHES: A, D, G, SN



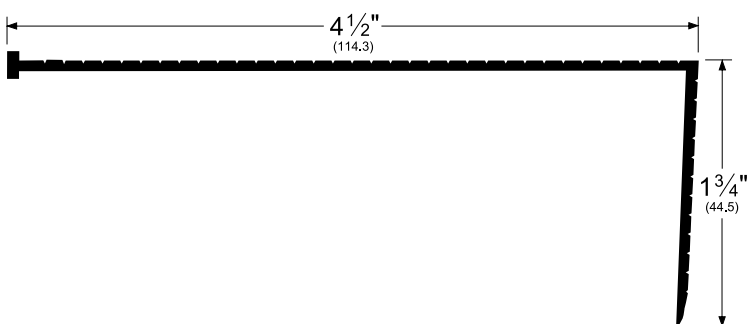
326\_

AVAILABLE FINISHES:  
A, B, BDG, D, G, PW, SN



327\_

AVAILABLE FINISHES: A, BDG, D, G, PW, SN



NOTE: Products shown in this section may not be drawn to scale.

AVAILABLE FINISHES FOR PRODUCTS SHOWN ON THIS PAGE (see General Information section for finish chart)  
**A** (Mill Finish Aluminum) **B** (Mill Finish Extruded Bronze [Brass]) **BDG** (Bright Dip Gold Anodized)  
**D** (Dark Bronze Anodized) **G** (Gold Anodized) **OAK** (Natural Unfinished Oak)  
**PW** (Painted White) **SN** (Satin Nickel Anodized)

**ASSA ABLOY**

The global leader in  
door opening solutions

800-346-7707 | www.pemko.com  
Check the web site for the up-to-date catalog

Copyright © 2015-2017, Pemko Manufacturing Co., an ASSA ABLOY Group company. All rights reserved.  
Reproduction in whole or in part without the express written permission of Pemko Manufacturing Co. is prohibited.

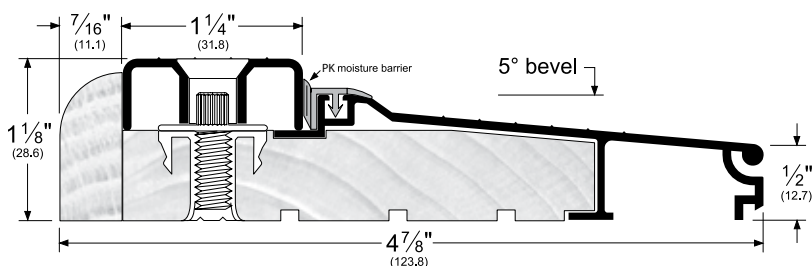
## Residential Millwork Sills

- Sills for use with standard 4<sup>5</sup>/<sub>8</sub>" jamb width with easy snap-on extension for jambs as wide as 8<sup>3</sup>/<sub>4</sub>"
- For fabrication options for adjustable or fixed substrate sills, such as honing or sidelite mullion notching, contact PEMKO Customer Service
- Residential Sills are designed specifically for the pre-hung door market. They are furnished un-drilled and without screws or nails
- Adjustable up to 1/4" to compensate for uneven door bottoms and sub-sill level changes. Two-part zinc plated steel stud shoulder screw joins a long-barreled, zinc plated steel T-nut for superior stability and long-lasting reliability
- PemkoPrene (PK) moisture barrier prevents water intrusion. Design of PemkoPrene (PK) bulb configuration keeps constant pressure between aluminum cap and aluminum extrusion at any level of adjustment (bulb shown compressed). Replacement insert is PK74BL
- Available in standard sizes 32.5", 36.5", and 73.75"

## Adjustable Aluminum Top Sills

### 94518\_

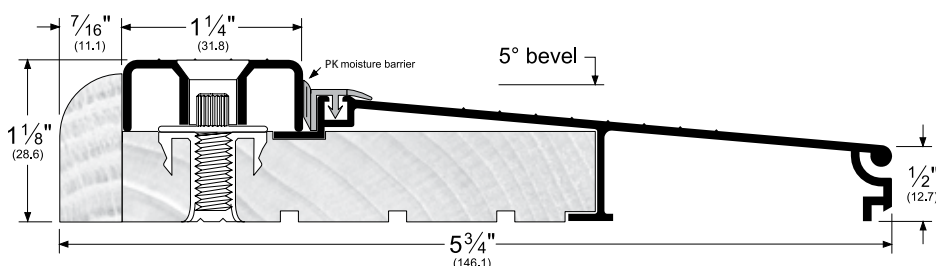
AVAILABLE FINISHES: **A**, **BDG**, **D**, **SN**



Add "NT" to the end of product number to order narrow trim (i.e. **94518A36.5NT**). Full width of sill changes from 4<sup>7</sup>/<sub>8</sub>" to 4<sup>11</sup>/<sub>16</sub>".

### 95518\_

AVAILABLE FINISHES: **A**, **BDG**, **D**, **SN**



Add "NT" to the end of product number to order narrow trim (i.e. **95518A36.5NT**). Full width of sill changes from 5<sup>3</sup>/<sub>4</sub>" to 5<sup>9</sup>/<sub>16</sub>".

NOTE: Products shown in this section may not be drawn to scale.

AVAILABLE FINISHES FOR PRODUCTS SHOWN ON THIS PAGE (see General Information section for finish chart)  
**A** (Mill Finish Aluminum) **BDG** (Bright Dip Gold Anodized) **D** (Dark Bronze Anodized) **SN** (Satin Nickel Anodized)

800-346-7707 | [www.pemko.com](http://www.pemko.com)

Check the web site for the up-to-date catalog

Copyright © 2015-2017, Pemko Manufacturing Co., an ASSA ABLOY Group company. All rights reserved.  
 Reproduction in whole or in part without the express written permission of Pemko Manufacturing Co. is prohibited.

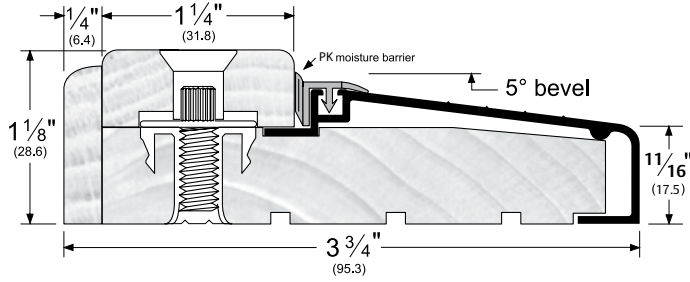
**ASSA ABLOY**

The global leader in door opening solutions

# Adjustable Oak Sills

93518\_W

AVAILABLE FINISHES: A, D



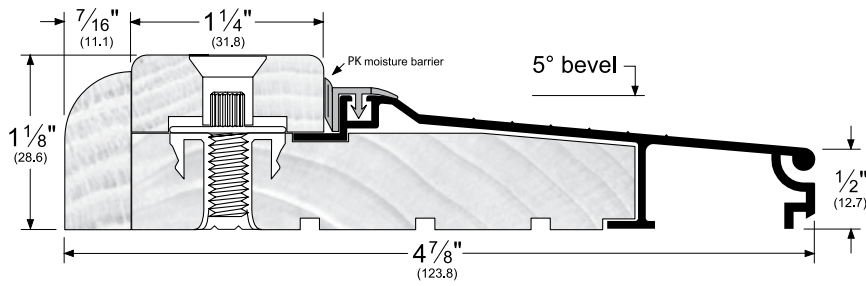
Available with optional Synthetic Wood Substrate

93518\_W\_SYN

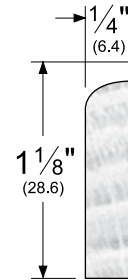
AVAILABLE FINISH: A, D

94518\_W

AVAILABLE FINISHES: A, BDG, D, SN

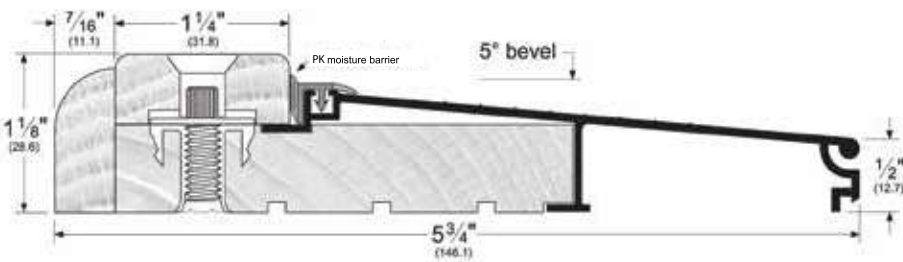


Add "NT" to the end of product number to order narrow trim (i.e. **94518AW36.5NT**). Full width of sill changes from 4 7/8" to 4 11/16".

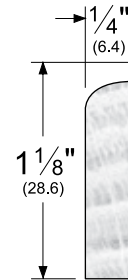


95518\_W

AVAILABLE FINISHES: A, BDG, D, SN



Add "NT" to the end of product number to order narrow trim (i.e. **95518AW36.5NT**). Full width of sill changes from 5 3/4" to 5 9/16".



NOTE: Products shown in this section may not be drawn to scale.

AVAILABLE FINISHES FOR PRODUCTS SHOWN ON THIS PAGE (see General Information section for finish chart)  
**A** (Mill Finish Aluminum) **BDG** (Bright Dip Gold Anodized) **D** (Dark Bronze Anodized)  
**SN** (Satin Nickel Anodized)

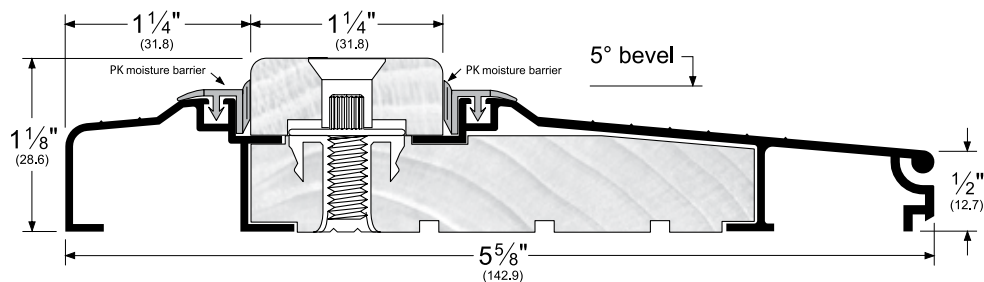
**ASSA ABLOY**

The global leader in door opening solutions

## Outswing Adjustable Oak Top Sills

OS95518\_W

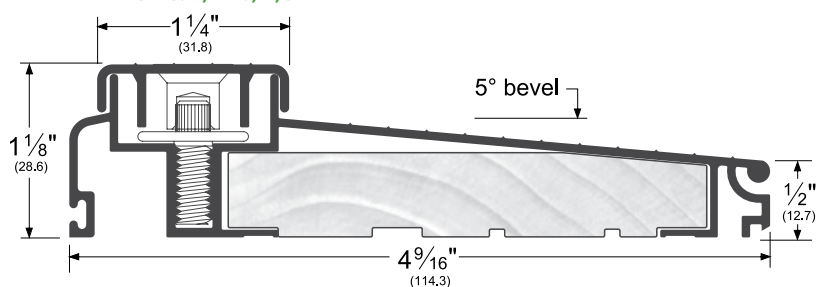
AVAILABLE FINISHES: **A, BDG, D**



## Residential All-Aluminum Adjustable Sills

74518\_

AVAILABLE FINISHES: **A, BDG, D, SN**



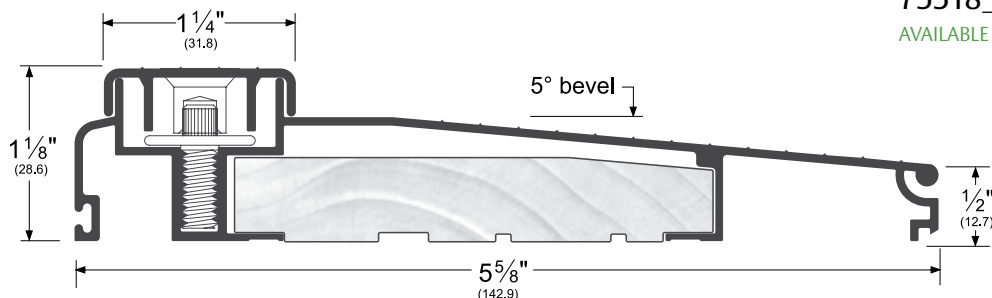
Available with optional Synthetic Wood Substrate

74518\_SYN

AVAILABLE FINISHES: **A, BDG, D, SN**

75518\_

AVAILABLE FINISHES: **A, BDG, D, SN**



Available with optional Synthetic Wood Substrate

75518\_SYN

AVAILABLE FINISHES: **A, BDG, D, SN**

NOTE: Products shown in this section may not be drawn to scale.

AVAILABLE FINISHES FOR PRODUCTS SHOWN ON THIS PAGE (see General Information section for finish chart)

**A** (Mill Finish Aluminum) **BDG** (Bright Dip Gold Anodized) **D** (Dark Bronze Anodized) **SN** (Satin Nickel Anodized)

800-346-7707 | www.pemko.com

Check the web site for the up-to-date catalog

Copyright © 2015-2017, Pemko Manufacturing Co., an ASSA ABLOY Group company. All rights reserved.  
Reproduction in whole or in part without the express written permission of Pemko Manufacturing Co. is prohibited.

**ASSA ABLOY**

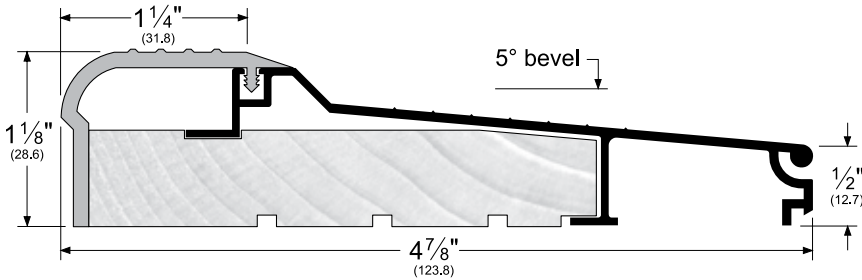
The global leader in  
door opening solutions

## Fixed Eco-V™ Top Residential Sills

- Fixed rigid Eco-V™ (V) cap includes ratchet lock feature which prevents moisture penetration and securely fastens Eco-V™ to aluminum extrusion

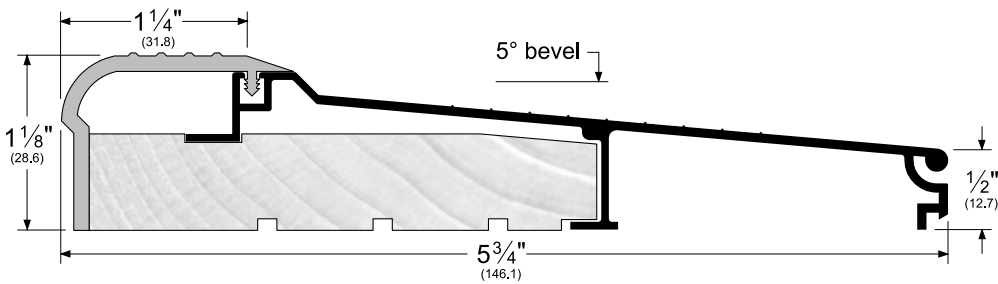
### N84518\_V

AVAILABLE FINISHES: A, D, SN



### N85518\_V

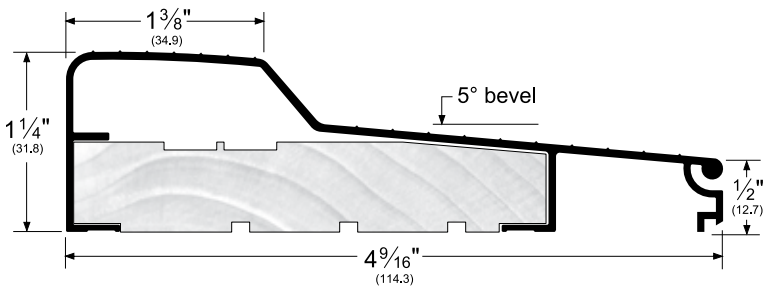
AVAILABLE FINISHES: A, D



## Residential All-Aluminum Fixed Sills

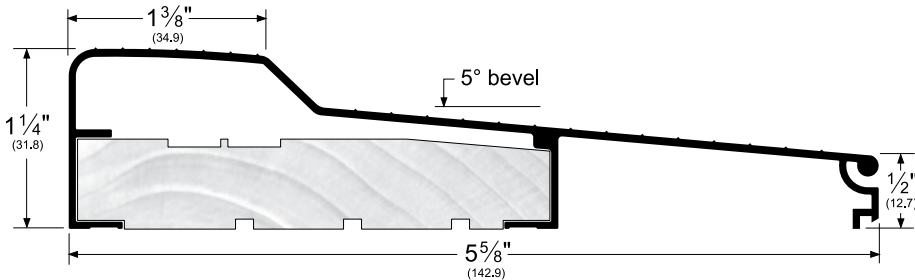
### 84514\_

AVAILABLE FINISHES: A, BDG, D, SN



### 85514\_

AVAILABLE FINISHES: A, BDG, D, SN



NOTE: Products shown in this section may not be drawn to scale.

AVAILABLE FINISHES FOR PRODUCTS SHOWN ON THIS PAGE (see General Information section for finish chart)  
**A** (Mill Finish Aluminum) **BDG** (Bright Dip Gold Anodized) **D** (Dark Bronze Anodized)  
**SN** (Satin Nickel Anodized)

**ASSA ABLOY**

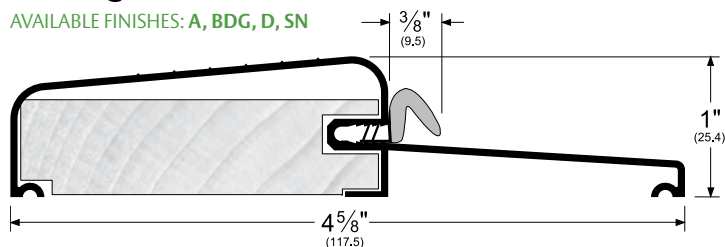
The global leader in  
door opening solutions

## Outswing Fixed Bumper Sills

- High dam design restricts water intrusion
- Supplied with high quality Q103 (Q) kerf-in seal
- 8452\_Q is extendable to interior

### 8451\_Q

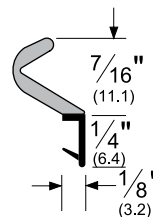
AVAILABLE FINISHES: **A, BDG, D, SN**



Alternate Insert for 8451 and 8452; available upon request

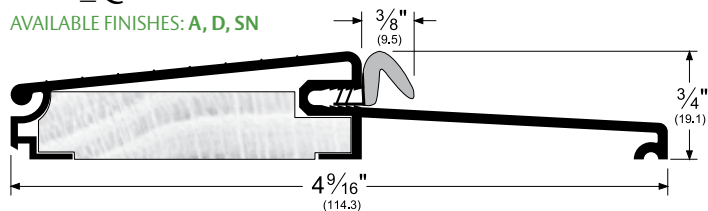
### Q107\_

AVAILABLE FINISHES: **BL, W**



### 8452\_Q

AVAILABLE FINISHES: **A, D, SN**



Available with optional Synthetic Wood Substrate

### 8452\_Q\_SYN

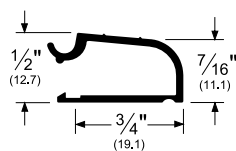
AVAILABLE FINISHES: **A, D, SN**

## Extenders For All Residential Sills

- Extenders fit all 4 7/8" wide and 5 3/4" wide extrusions
- Extenders are available for jambs as wide as 8 3/4"

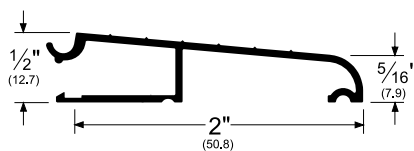
### EXT3/4\_

AVAILABLE FINISHES: **A, BDG, D, SN**



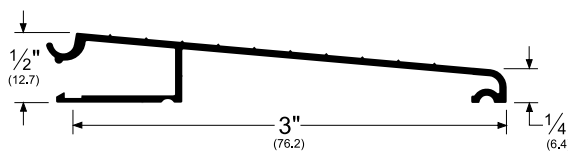
### EXT2\_

AVAILABLE FINISHES: **A, BDG, D, SN**



### EXT3\_

AVAILABLE FINISHES: **A, BDG, D, SN**



NOTE: Products shown in this section may not be drawn to scale.

AVAILABLE FINISHES FOR PRODUCTS SHOWN ON THIS PAGE (see General Information section for finish chart)  
**A** (Mill Finish Aluminum) **BDG** (Bright Dip Gold Anodized) **D** (Dark Bronze Anodized) **SN** (Satin Nickel Anodized)  
 For Kerf Gasket: **BL** (Black) **W** (White)

800-346-7707 | www.pemko.com

Check the web site for the up-to-date catalog

Copyright © 2015-2017, Pemko Manufacturing Co., an ASSA ABLOY Group company. All rights reserved.  
 Reproduction in whole or in part without the express written permission of Pemko Manufacturing Co. is prohibited.

**ASSA ABLOY**

The global leader in  
 door opening solutions

## Bumper Thresho-Sills For Outswing Doors

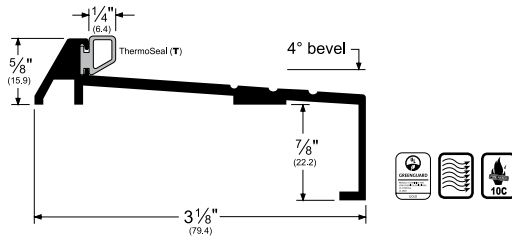
- Please specify whether the part is to be used for a standard threshold or for a prehung application. For a standard threshold application, the part is supplied with 3 holes on center and 1/2" over net length

(less than 48") or 1" over net length (48" and over). For a prehung application, the part is supplied according to fabrication options for thresho-sills - **STYLE 4** only (see page 282).

### 165\_T

AVAILABLE FINISHES:  
**A, D**  
REPLACEMENT INSERT:  
**T5 (BL)**

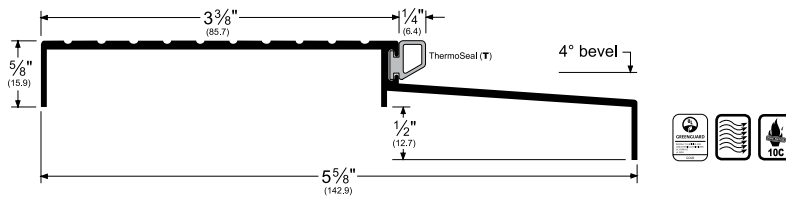
Allow 3/8" door clearance.



### 153\_T

AVAILABLE FINISHES:  
**A, BDG, D, G, SN**  
REPLACEMENT INSERT:  
**T5 (BL)**

Allow 3/8" door clearance.



### Alternate Insert

#### 165\_V

AVAILABLE FINISHES:  
**A, D**  
REPLACEMENT INSERT:  
**EV41 (BL, GR, W)**



#### 153\_V

AVAILABLE FINISHES:  
**A, BDG, D, G, SN**  
REPLACEMENT INSERT:  
**EV41 (BL, GR, W)**

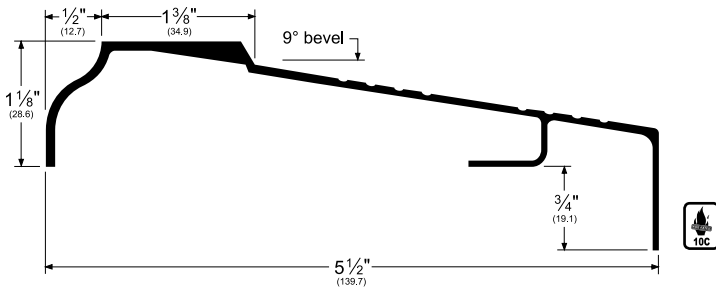


## Thresho-Sills

- The following products are designed specifically for the prehung door market
- See updated fabrication options for thresho-sills (see page RT-16) for complete information and drawings regarding milling, drilling, and notching

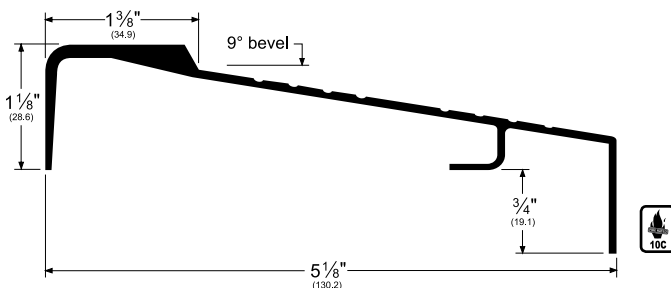
### 160\_

AVAILABLE FINISHES: **A, D, G, PW**



### 160\_M

AVAILABLE FINISHES: **A, BDG, D, G, PW, SN**



NOTE: Products shown in this section may not be drawn to scale.

AVAILABLE FINISHES FOR PRODUCTS SHOWN ON THIS PAGE (see General Information section for finish chart)  
**A** (Mill Finish Aluminum) **BDG** (Bright Dip Gold Anodized) **D** (Dark Bronze Anodized) **G** (Gold Anodized)  
**PW** (Painted White) **SN** (Satin Nickel Anodized)

**ASSA ABLOY**

The global leader in  
door opening solutions

800-346-7707 | www.pemko.com  
Check the web site for the up-to-date catalog

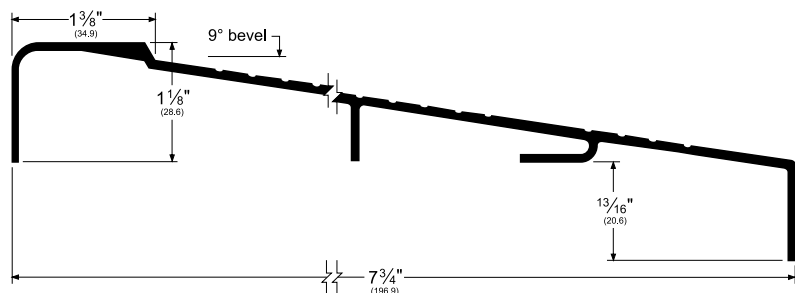
Copyright © 2015-2017, Pemko Manufacturing Co., an ASSA ABLOY Group company. All rights reserved.  
Reproduction in whole or in part without the express written permission of Pemko Manufacturing Co. is prohibited.



## Thresho-Sills (Cont.)

### 161\_M

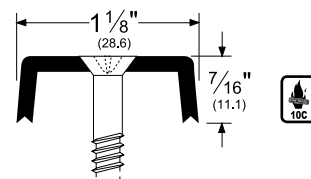
AVAILABLE FINISHES: **A, BDG, D, G, PW, SN**



### 167\_

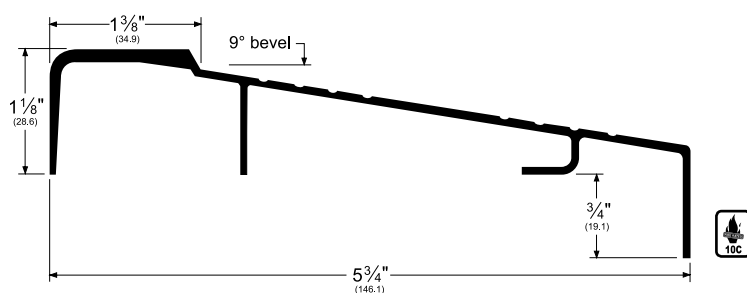
AVAILABLE FINISHES: **A, D, G**

- Riser fastens to top of any thresho-sill
- Supplied with both wood and sheet metal screws
- Specify NET length when ordering
- Furnished undrilled unless drilling instructions are specified when ordering



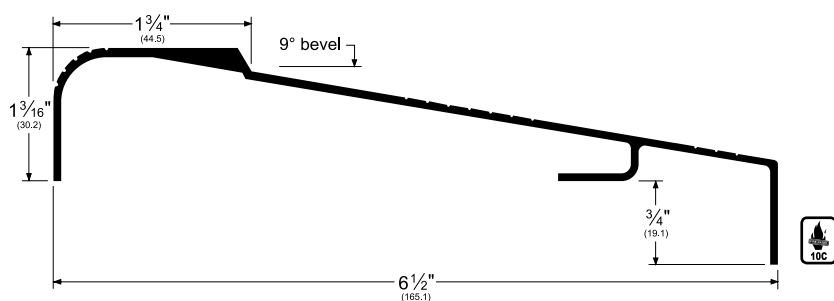
### 163\_M

AVAILABLE FINISHES: **A, BDG, D, G, PW, SN**



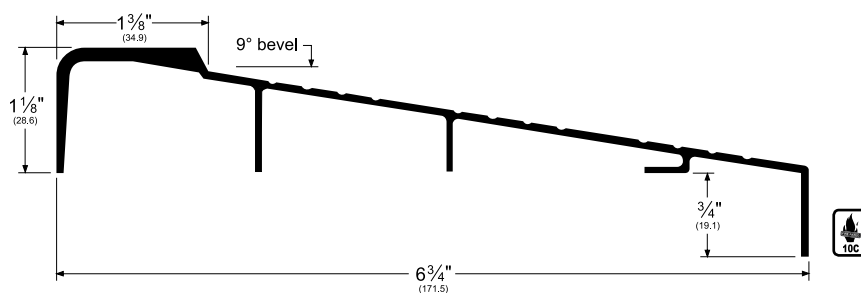
### 164\_M

AVAILABLE FINISHES: **A, BDG, D, G, PW**



### 140\_M

AVAILABLE FINISHES: **A, BDG, D, G, PW, SN**



NOTE: Products shown in this section may not be drawn to scale.

AVAILABLE FINISHES FOR PRODUCTS SHOWN ON THIS PAGE (see General Information section for finish chart)  
**A** (Mill Finish Aluminum) **BDG** (Bright Dip Gold Anodized) **D** (Dark Bronze Anodized) **G** (Gold Anodized)  
**PW** (Painted White) **SN** (Satin Nickel Anodized)

800-346-7707 | www.pemko.com

Check the web site for the up-to-date catalog

Copyright © 2015-2017, Pemko Manufacturing Co., an ASSA ABLOY Group company. All rights reserved.  
 Reproduction in whole or in part without the express written permission of Pemko Manufacturing Co. is prohibited.

**ASSA ABLOY**

The global leader in  
 door opening solutions

## Fabrication Options For Thresho-Sills

### STYLE 3A (standard mill)

- Fabrication includes:  $\frac{3}{4}$ " mill each end, 3 nail holes at each end, and one center screw
- Preparation: Cut jamb  $\frac{3}{4}$ " at angle and height of threshold. Nail threshold to underside of jamb
- Ordering: Add 1 $\frac{1}{2}$ " to net opening dimension and designate Style 3A by adding "M" following product number and add "x3A" after length

(Example: A 160\_M profile for a 36" net opening with a STYLE 3A fabrication = 160\_MM37.5x3A)

### STYLE 3B (modification of STYLE 3A)

- Fabrication includes:  $\frac{3}{8}$ " mill each end, 3 nail holes at each end, and one center screw
- Preparation: Cut jamb  $\frac{3}{8}$ " at angle and height of threshold. Nail threshold to underside of jamb
- Ordering: Add  $\frac{3}{4}$ " to net opening dimension and designate STYLE 3B by adding "M" following product number and add "x3B" after length

(Example: A 160\_M profile for a 36" net opening with a STYLE 3B fabrication = 160\_MM36.75x3B)

### STYLE 3C (modification of STYLE 3A)

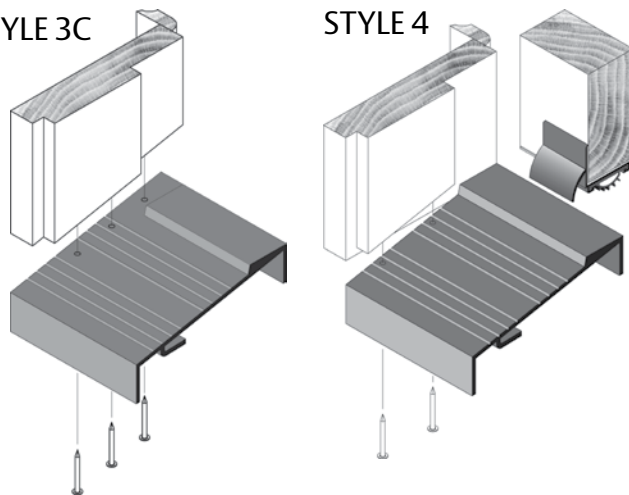
- Fabrication includes:  $\frac{1}{2}$ " mill each end, 3 nail holes at each end, and one center screw
- Preparation: Cut jamb  $\frac{1}{2}$ " at angle and height of threshold. Nail threshold to underside of jamb
- Ordering: Add 1" to net opening dimension and designate STYLE 3C by adding "M" following product number and add "x3C" after length

(Example: A 160\_M profile for a 36" net opening with a STYLE 3C fabrication = 160\_MM37x3C)

### STYLE 3A

### STYLE 3B

### STYLE 3C



### STYLE 4

- Fabrication includes: 2 nail holes at each end and one center screw
- Preparation: Rabbet stop to angle and height of threshold. Nail threshold to underside of stop
- Ordering: Order net opening dimension and designate STYLE 4 by adding "H" following the product number

(Example: A 160\_M profile for a 36" net opening with a STYLE 4 fabrication = 160\_MH36)

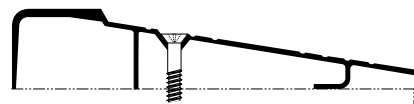
### L-NOTCH

- Accommodates trim molding by notching corner of product
- Fabrication: Customer must supply diagram indicating location and dimensions of L-NOTCH (see drawing)
- PEMKO Customer Service can provide form to fill in location and dimensions
- Ordering: Specify "L-NOTCH". After fabrication, orders are non-cancellable and non-returnable


### U-NOTCH

- For use with pre-installed door frames, to "drop-in" around door frame stops
- Fabrication: Customers must supply diagram indicating location and dimensions of U-NOTCH cut-out
- PEMKO Customer Service can provide form to fill in location and dimensions
- Ordering: Specify "U-NOTCH". After fabrication, orders are non-cancellable and non-returnable

### Screw Location

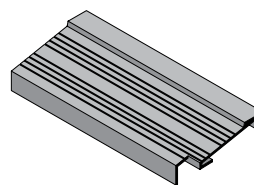


Standard thresho-sill center screw is located on the slope.

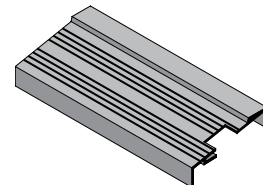


Alternate thresho-sill screw is located on the top of the sill. Specify "thresho-sill screws on top".

### L-NOTCH



### U-NOTCH



**ASSA ABLOY**

The global leader in  
door opening solutions

800-346-7707 | [www.pemko.com](http://www.pemko.com)

Check the web site for the up-to-date catalog

Copyright © 2015-2017, Pemko Manufacturing Co., an ASSA ABLOY Group company. All rights reserved.  
Reproduction in whole or in part without the express written permission of Pemko Manufacturing Co. is prohibited.



## FLOOR MOLDING, TRIM & HANDYSHAPES™

### CONTENTS:

Carpet Bar - Standard.....	284
Seam Binding.....	284
Stair Nosing.....	284
Edging.....	284
Oak Seam Binding.....	285
Oak Floor Edging.....	285
Oak Carpet Trim.....	285
HandyShapes™ - Flat Bar.....	286
HandyShapes™ - Angles.....	286
HandyShapes™ - U-Channel.....	286

### INDEX:

PRODUCT	PAGE	PRODUCT	PAGE	PRODUCT	PAGE
2120.....	284	2300W.....	285	2917.....	286
2131.....	284	2350W.....	285	2925.....	286
2132.....	284	2500W.....	285	2933.....	286
2132W.....	285	2604.....	284	2937.....	286
2133W.....	285	2604W.....	285	2945.....	286
2134.....	284	2897.....	286	2949.....	286
2175W.....	285	2899.....	286	2953.....	286
2218.....	284	2901.....	286	2956.....	286
2219.....	284	2905.....	286	2959.....	286
2219W.....	285	2909.....	286		
2250W.....	285	2913.....	286		

**ASSA ABLOY**

The global leader in  
door opening solutions

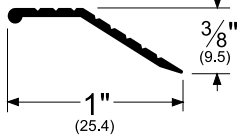
## Carpet Bar - Standard

- Carpet Bars protect and provide a neat trim for the edge of carpet

2131\_

AVAILABLE FINISHES: **A, G**  
AVAILABLE LENGTHS: **36", 72"**

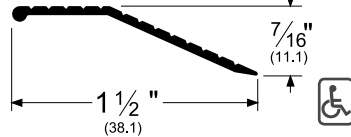
Provided with drive nails



2132\_

AVAILABLE FINISHES: **A, G**  
AVAILABLE LENGTHS: **36", 72"**

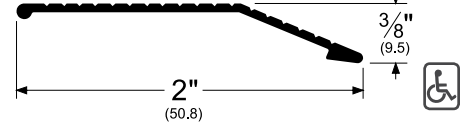
Provided with drive nails



2134\_

AVAILABLE FINISHES: **A, G**  
AVAILABLE LENGTHS: **36", 72"**

Provided with drive nails



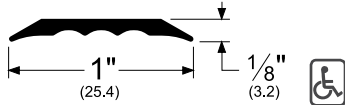
## Seam Binding

- Covers seams and joins in linoleum, tile, carpet, and other floor coverings

2218\_

AVAILABLE FINISHES: **A, G**  
AVAILABLE LENGTHS: **36", 72"**

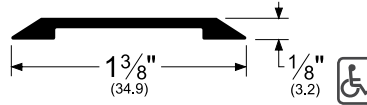
Provided with drive nails



2219\_

AVAILABLE FINISHES: **A, G**  
AVAILABLE LENGTHS: **36", 72"**

Provided with drive nails



## Stair Nosing

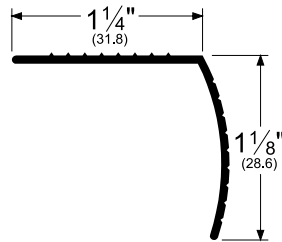
- Protects and improves the appearance of stair edges

2120\_

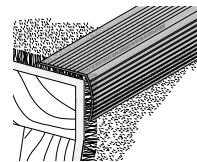
AVAILABLE FINISHES: **A, G**  
AVAILABLE LENGTHS: **36", 72"**

Provided with drive nails

Ribbed top surface and fluted face



Typical Installation



2120\_ shown installed

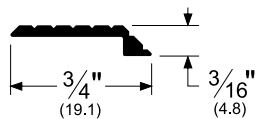
## Edging

- Protects and provides neat trim for edge of linoleum, tile, and other floor coverings

2604\_

AVAILABLE FINISHES: **A, G**  
AVAILABLE LENGTHS: **36", 72"**

Provided with screw nails



Typical Installation



2604\_ shown installed

AVAILABLE FINISHES FOR PRODUCTS SHOWN ON THIS PAGE (see General Information section for finish chart)  
**A** (Mill Finish Aluminum) **G** (Gold Anodized)

**ASSA ABLOY**

The global leader in  
door opening solutions

800-346-7707 | www.pemko.com

Check the web site for the up-to-date catalog

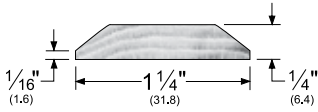
Copyright © 2015-2017, Pemko Manufacturing Co., an ASSA ABLOY Group company. All rights reserved.  
Reproduction in whole or in part without the express written permission of Pemko Manufacturing Co. is prohibited.

## Oak Seam Binding

- Oak Seam Binding covers seams between wood, tile, linoleum and other surfaces

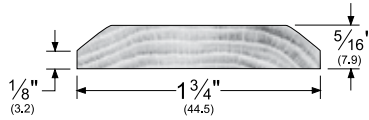
### 2219W

AVAILABLE LENGTHS: 36", 72"



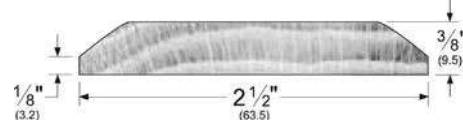
### 2175W

AVAILABLE LENGTHS: 36", 72"



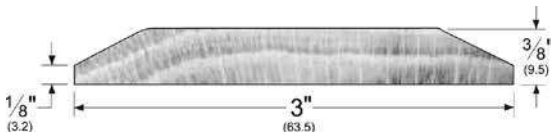
### 2250W

AVAILABLE LENGTHS: 36", 72"



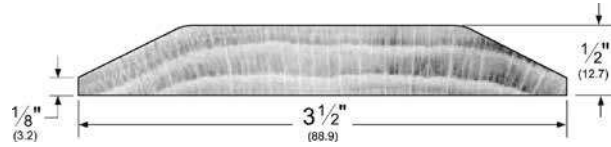
### 2300W

AVAILABLE LENGTHS: 36", 72"




### 2350W

AVAILABLE LENGTH: 36"



### 2500W

AVAILABLE LENGTHS: 36", 72"

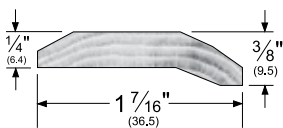


## Oak Carpet Trim

- Oak Carpet Trim covers, protects and beautifies carpet edges
- Also covers seams between two surfaces of different height
- Oak is provided unfinished with countersunk holes and brass plated screws

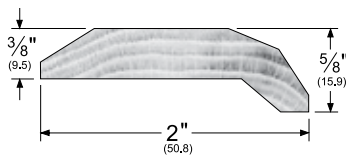
### 2132W

AVAILABLE FINISH: **W**  
AVAILABLE LENGTHS: 36", 72"



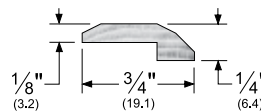
### 2133W

AVAILABLE FINISH: **W**  
AVAILABLE LENGTHS: 36", 72"



### 2604W

AVAILABLE FINISH: **W**  
AVAILABLE LENGTHS: 36", 72"



AVAILABLE FINISHES FOR PRODUCTS SHOWN ON THIS PAGE (see General Information section for finish chart)  
**W** (Solid Oak)

800-346-7707 | www.pemko.com

Check the web site for the up-to-date catalog

Copyright © 2015-2017, Pemko Manufacturing Co., an ASSA ABLOY Group company. All rights reserved.  
Reproduction in whole or in part without the express written permission of Pemko Manufacturing Co. is prohibited.

## Oak Floor Edging

- Covers, protects, and provides a neat trim for edges of wood, tile, linoleum, and other surfaces
- Oak is provided unfinished with countersunk holes and brass plated screws

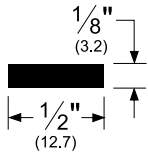
**ASSA ABLOY**

The global leader in  
door opening solutions

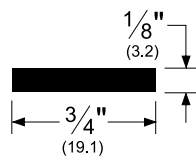
## HandyShapes™ - Flat Bar

- Available in Clear Anodized Aluminum (C) in 96" lengths only

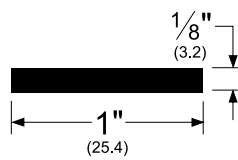
2945C96



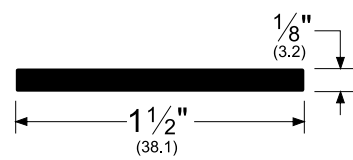
2949C96



2953C96



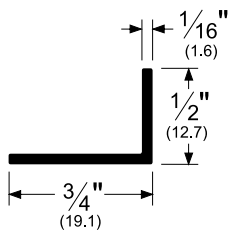
2959C96



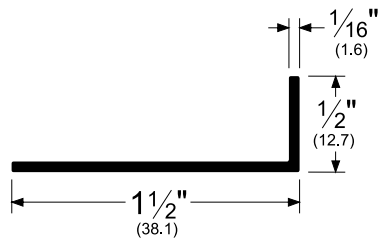
## HandyShapes™ - Angles

- Available in Clear Anodized Aluminum (C) in 96" lengths only

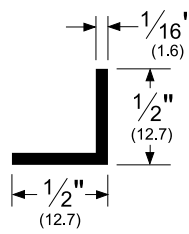
2897C96



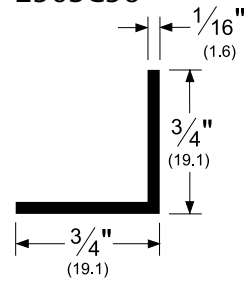
2899C96



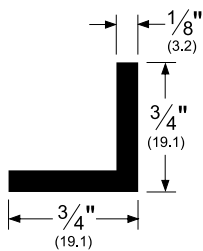
2901C96



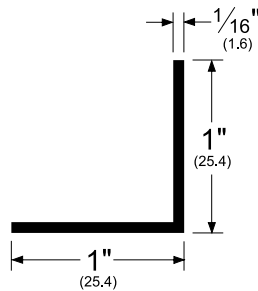
2905C96



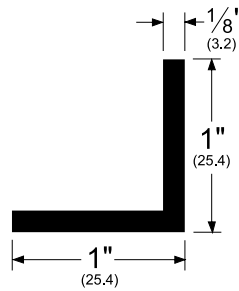
2909C96



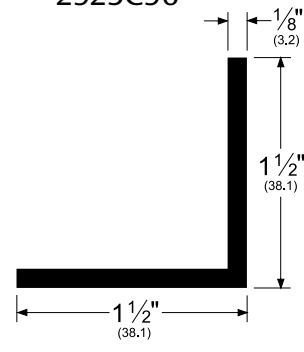
2913C96



2917C96



2925C96

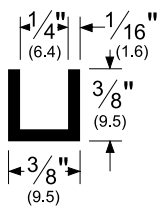


## HandyShapes™

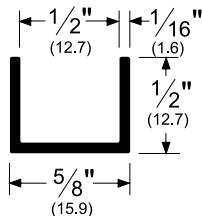
### U-Channel

- Available in Clear Anodized Aluminum (C) in 72" and 96" lengths only

2933\_



2937\_



AVAILABLE FINISHES FOR PRODUCTS SHOWN ON THIS PAGE (see General Information section for finish chart)  
C (Clear Anodized)

**ASSA ABLOY**

The global leader in  
door opening solutions


# Pemko Weatherization Products

## CONTENTS:

Foam Tape .....	288
Neoprene Tape .....	289
Miscellaneous Tape .....	289
Garage Door Weatherstrip .....	290
Spring Bronze Weatherstrip .....	290
Replacement Eco-V™ .....	290

## INDEX:

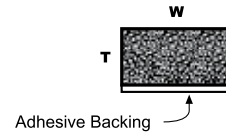
PRODUCT	PAGE	PRODUCT	PAGE	PRODUCT	PAGE
P39C17 .....	289	P365V16 .....	290	P480 .....	289
P39C180 .....	289	P366V16 .....	290	P484 .....	289
P240 .....	288	P380 .....	289	P490 .....	289
P241 .....	288	P381 .....	289	P491 .....	289
P241-30 .....	288	P382 .....	289	P493 .....	289
P242 .....	288	P384 .....	289	P497 .....	289
P243 .....	288	P385 .....	288	P51BL17 .....	290
P244 .....	288	P386 .....	288	PV9BL36 .....	290
P260 .....	288	P387 .....	289	PV9GR36 .....	290
P261 .....	288	P388 .....	289	PV15GR36 .....	290
P262 .....	288	P390 .....	288	PV11_36 .....	290
P263 .....	288	P391 .....	288	PV13_36 .....	290
P264 .....	288	P392 .....	288	PV22BL36 .....	290
P265 .....	288	P393 .....	288	PV22GR36 .....	290
P266 .....	288	P394 .....	288	PV64GR36 .....	290
P361V16 .....	290	P396 .....	288	PV83TN36 .....	290
P364R16 .....	290	P397 .....	288		
		P398 .....	288		



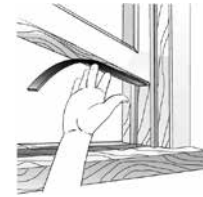
## Open Cell Polyurethane Foam Tape

- Easily compressible self-adhesive weatherstrip

Product #	Color	Thickness (T)		Width (W)		Length
P390	Gray	3/16"	x	3/8"	x	17'
P391	White	1/4"	x	3/8"	x	17'
P392	Gray	3/8"	x	3/8"	x	17'
P393	Gray	1/2"	x	1/2"	x	17'
P394	Gray	1/2"	x	3/4"	x	17'
P396	Charcoal	1/4"	x	1/2"	x	17'
P397	White	1/8"	x	3/8"	x	17'
P398	Gray	1/4"	x	3/4"	x	17'



### Suggested Installation

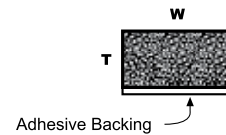


Open Cell Foam Tape installed on casement window.

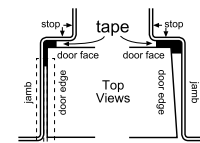
## Closed Cell Soft PVC Foam Tape

- Flexible, conformable, and softly compressible self-adhesive weatherstrip
- Highly resilient: resists ultraviolet, oxygen and moisture degradation
- Seals against air and water, around doors and windows

Product #	Color	Thickness (T)		Width (W)		Length
P240	Gray	1/8"	x	1/4"	x	17'
P241	Gray	3/16"	x	3/8"	x	17'
P241-30	Gray	3/16"	x	3/8"	x	30'
P242	Gray	1/4"	x	3/8"	x	17'
P243	Gray	3/8"	x	3/8"	x	17'
P244	Gray	3/8"	x	3/4"	x	17'



### Suggested Installation

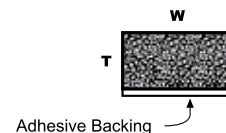


Top view of Closed Cell PVC Soft Foam Tape installed on door opening.

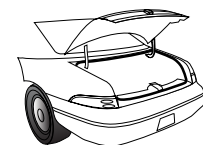
## Closed Cell Firm PVC Foam Tape

- Moderately compressible self-adhesive weatherstrip

Product #	Color	Thickness (T)		Width (W)		Length
P260	Black	1/8"	x	1/4"	x	17'
P261	Black	3/16"	x	3/8"	x	17'
P262	Black	3/16"	x	3/4"	x	17'
P263	Black	5/16"	x	3/8"	x	10'
P264	Black	5/16"	x	3/4"	x	10'
P265	Black	7/16"	x	3/8"	x	10'
P266	Black	7/16"	x	3/4"	x	10'
P385	Gray	1/4"	x	1/2"	x	10'
P386	Gray	1/4"	x	3/4"	x	10'



### Suggested Installation



Closed Cell Firm PVC Foam Tape installed as car trunk weatherstrip.

# ASSA ABLOY

The global leader in  
door opening solutions



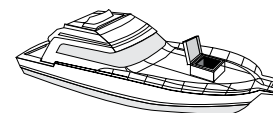
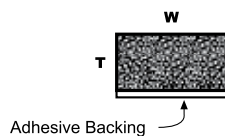
## EPDM Sponge Neoprene Tape

- Slightly compressible self-adhesive weatherstrip
- Resists deterioration and remains flexible at sub-zero temperatures

Product #	Color	Thickness (T)		Width (W)		Length
P490	Gray	1/8"	x	3/8"	x	10'
P491	Gray	1/4"	x	3/8"	x	10'
P493	Gray	1/4"	x	1/2"	x	10'
P497	Gray	1/4"	x	3/4"	x	10'

- Superior product for weatherstripping doors, windows, hatchways, lids and covers

### Suggested Installation



EPDM Sponge Neoprene Tape installed as boat hatch weatherstrip

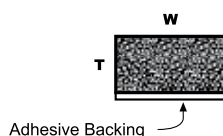
## Closed Cell Sponge Neoprene Tape

- Superior product for weatherstripping homes, cars, trucks and boats

Product #	Color	Thickness (T)		Width (W)		Length
P380	Black	3/16"	x	3/8"	x	10'
P381	Black	5/16"	x	3/8"	x	10'
P382	Black	5/16"	x	3/4"	x	10'
P384	Black	7/16"	x	3/4"	x	10'
P387	Black	3/16"	x	3/4"	x	10'
P388	Black	5/16"	x	1/2"	x	10'
P484	Black	7/16"	x	3/8"	x	10'

- Resists deterioration from oily substances
- Remains flexible at high and low temperatures

### Suggested Installation

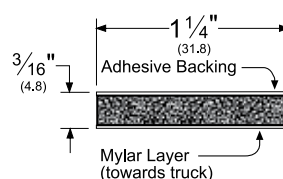


Closed Cell Sponge Neoprene Tape installed as car door weatherstrip.

## Closed Cell Sponge Vinyl Camper Tape

- Mylar-backed tape cushions between camper and truck

Product #	Color	Thickness (T)		Width (W)		Length
P480	Gray	3/16"	x	1 1/4"	x	30'



### Suggested Installation

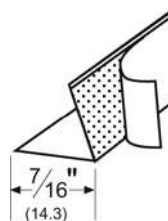


Sponge Vinyl Camper Tape installed as seal between camper and truck bed

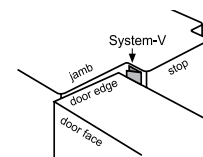
## System-V Weatherstrip Tape

- Compression adhesive weatherstrip is easy to install and seals out air, dust and sound

Product #	Color	Width		Length
P39C17	Clear	7/8"	x	17'
P39C180	Clear	7/8"	x	180'



### Suggested Installation



System-V Weatherstrip Tape installed onto door jamb stop

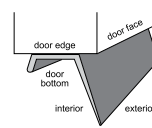
For more weatherstripping products (such as PK33, PK55 and S88) see pages AG-2 through AG-4 in the Adhesive Gasketing Section.

## Garage Door Weatherstrip

- All garage door weatherstrips are furnished with roofing nails

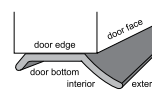
Product #	Color	Height		Width		Length
P361V16	Black	1 1/2"	x	1"	x	16'
P364R16	Black	3/4"	x	2 1/4"	x	16'
P365V16	Gray	1 3/4"	x	5/8"	x	16'
P366V16	Black	5/8"	x	1 1/2"	x	16'

P361V16



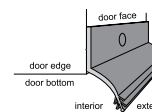
- Nails to door edge, bottom or jamb, closing gaps up to 1 1/2"

P364R16



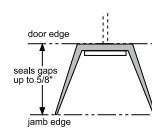
- Nails to door bottom, closing gaps up to 5/8"

P365V16



- Nails to door edge, bottom or face, closing gaps up to 1 3/4"

P366V16



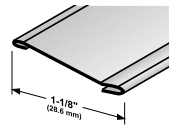
- Nails to door edge, jamb edge, or door bottom

## Spring Bronze Weatherstrip

- For use on wood doors and wood casement windows
- .008" hemmed spring bronze (brass)

- Packaged with nails. Nails should be approximately 1 1/2" on center

Product #	Material	Width		Length
P51B17	Bronze	1 1/8"	x	17'

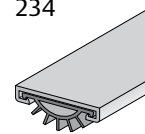


## Replacement Eco-V™

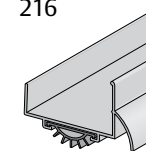
### Door Shoe Replacement Eco-V™

Product #	Color	Used In (PEMCO Product Numbers):
PV9BL36	Black	210, 211, 215, 216, 217, 220, 221, 222, 234, 2211, 2221
PV9GR36	Gray	210, 211, 215, 216, 217, 220, 221, 222, 234, 2211, 2221
PV15GR36	Gray	209

234



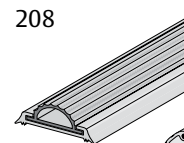
216



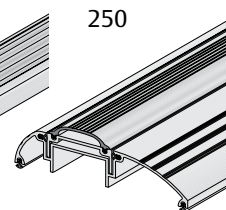
### Threshold Replacement Eco-V™

Product #	Color	Used In (PEMCO Product Numbers):
PV11_36	Gray, Black	203, 204, 237 238
PV13_36	Gray, Black	208
PV22BL36	Black	206, 207
PV22GR36	Gray	206, 207
PV64GR36	Gray	249, 250
PV83TN36	Tan	203OAK, 204OAK, 208OAK

208



250



**ASSA ABLOY**

The global leader in door opening solutions

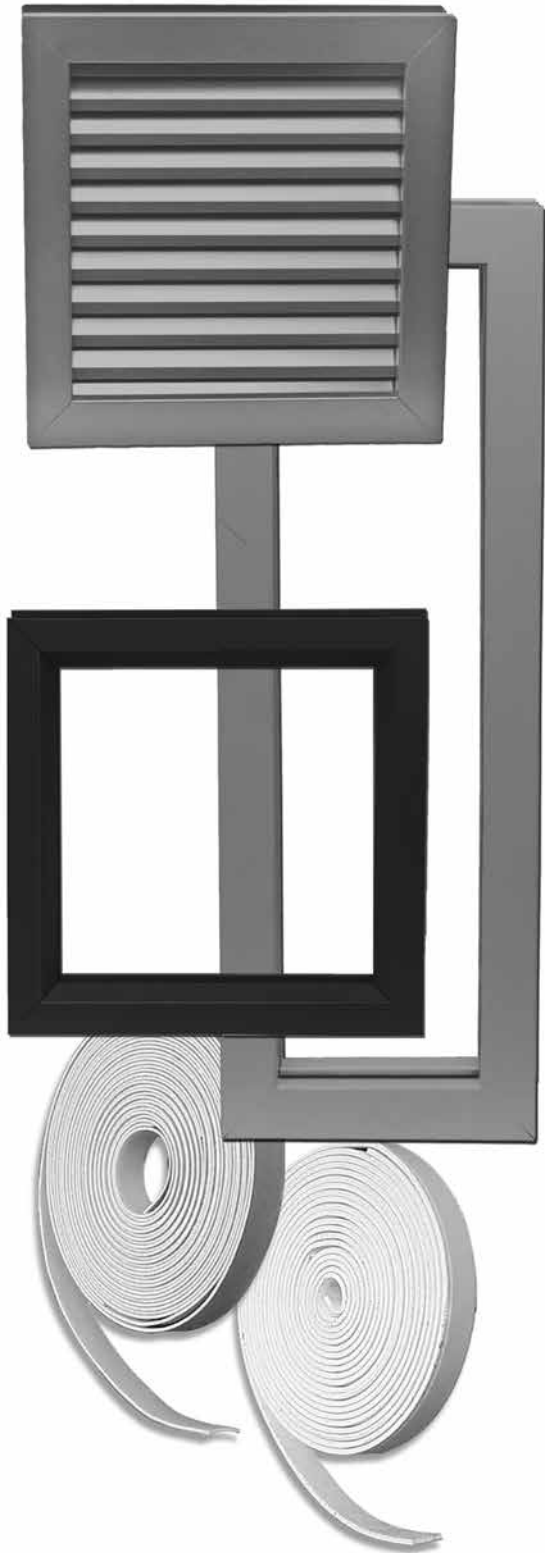
# Pemko Lites & Louvers

## CONTENTS:

General Information.....	292
Low Profile - Beveled Lite Kit.....	293-294
Low Profile - 90° Lite Kit.....	295-296
Grills/Vision Lites For 90° Lite Kit.....	297
Inverted “Y” Louver.....	298
Fusible Link Louver.....	299
Windstorm Louver.....	300
Fire Glazing Tape.....	301
Fire Glazing Tape Applications.....	302-307

## INDEX:

PRODUCT	PAGE	PRODUCT	PAGE	PRODUCT	PAGE
FG3000S45.....	301-304, 307	G-9.....	297	LT-B4.....	294
FG3000S90.....	301, 305-306	G-10.....	297	LT-S1.....	295
G-2.....	297	G-12.....	297	LT-S2.....	296
G-3.....	297	G-15.....	297	LT-S3.....	296
G-4.....	297	HSS2000.....	306	LT-S4.....	296
G-5.....	297	LT-B1.....	293	LV-FL.....	299
G-6.....	297	LT-B2.....	294	LV-IY.....	298
G-8.....	297	LT-B3.....	294	LV-WS.....	300

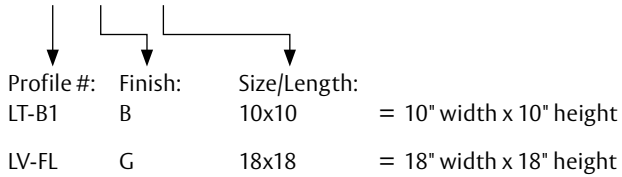


## Lite Kit Ordering Information

The following information is necessary for ordering (quantities are not included in product numbers):

Quantity    Series    Finish    Size  
10            LT-B1    B            3 x 33

Example: LT-B1 | B | 10X10 (Shown as LT-B1\_ in catalog)



Lite Kits can be ordered using either exposed glass dimensions or door cutout dimensions. The following chart shows available stock sizes. The part numbers and dimensions corresponding to the desired frame size should be used in the order string.

Custom sizes are available within the following guidelines:

- Minimum width - 2" exposed glass
- Maximum height - 80" exposed glass

Please refer to the price book for more information on custom sizes.

### In Stock Lite Kit Part Numbers

Exposed Glass		Cutout	
Profile #	Dimensions	Profile #	Dimensions
LT-B1	10" x 10"	CO-B1	12" x 12"
LT-B1	16" x 16"	CO-B1	18" x 18"
LT-B1	5" x 20"	CO-B1	7" x 22"
LT-B1	22" x 22"	CO-B1	24" x 24"
LT-B1	4" x 25"	CO-B1	6" x 27"
LT-B1	16" x 28"	CO-B1	18" x 30"
LT-B1	22" x 28"	CO-B1	24" x 30"
LT-B1	6" x 30"	CO-B1	8" x 32"
LT-B1	22" x 30"	CO-B1	24" x 32"
LT-B1	22" x 32"	CO-B1	24" x 34"
LT-B1	3" x 33"	CO-B1	5" x 35"
LT-B1	16" x 34"	CO-B1	18" x 36"
LT-B1	22" x 34"	CO-B1	24" x 36"
LT-B1	22" x 58"	CO-B1	24" x 60"

**ASSA ABLOY**

The global leader in  
door opening solutions

800-346-7707 | [www.pemko.com](http://www.pemko.com)  
Check the web site for the up-to-date catalog

Copyright © 2015-2017, Pemko Manufacturing Co., an ASSA ABLOY Group company. All rights reserved.  
Reproduction in whole or in part without the express written permission of Pemko Manufacturing Co. is prohibited.

## Low Profile - Beveled Lite Kit

The LT-B1 Lite Kit provides a wide viewing angle. For use with glazing material requiring a  $\frac{3}{8}$ " pocket in  $1\frac{3}{4}$ " wood or metal doors. The LT-B1 installs without drilling holes through the door for quick installation. The hemmed design is a flush mounted assembly and is ideal for clean environments.

### LT-B1\_

AVAILABLE FINISHES: **B, D, G, NP**

### Standard Features

#### Materials:

22 gauge galvanized steel blank side and 20 gauge galvanized steel inner frame

#### Colors:

PEMKO lites are finished with polyester resin powder coat in the following standard colors:

- B - Beige
- D - Dark Bronze Duranodic
- G - Gray Primer
- NP - Galvanized Steel

#### Fasteners:

#8 x  $1\frac{3}{4}$ " O.H.S.M.S.

#### Dimensions:

- Minimum width - 2" exposed glass
- Maximum height - 80" exposed glass

#### Other:

- Mitered and welded clean corner construction
- 37° beveled glass stops

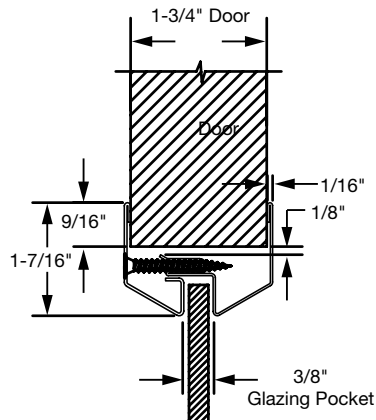
#### Fire Rating:

Classified in accordance with UBC code standard 7-2 for positive pressure

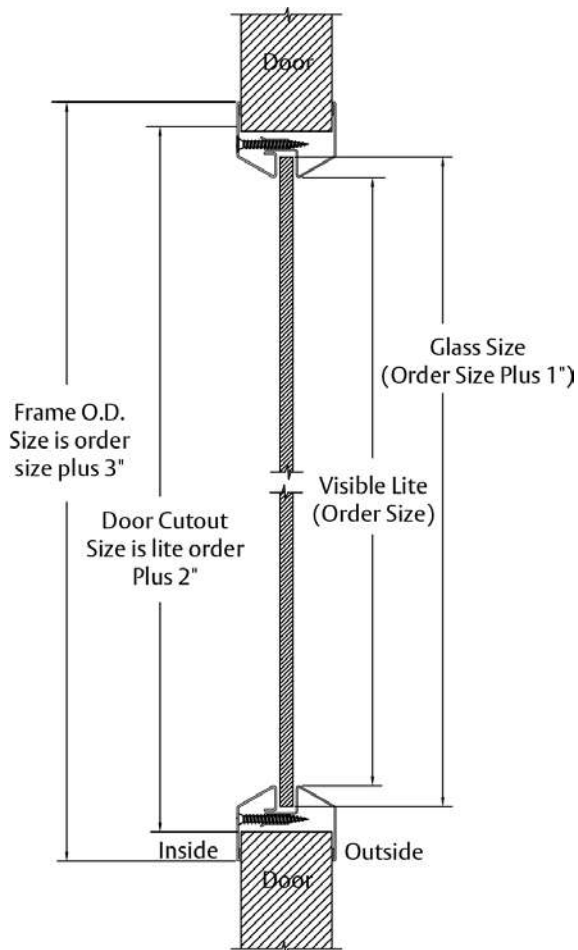


### Optional Features:

- Custom colors are available
- Sample chip is required for color match
- Security fasteners are available



### Specifications for ordering custom size LT-B1 Kits



AVAILABLE FINISHES FOR PRODUCTS SHOWN ON THIS PAGE (see General Information section for finish chart)  
**B** (Beige Powder Coat) **D** (Dark Bronze Duranodic Powder Coat) **G** (Gray Primer Powder Coat) **NP** (Galvanized Steel)

800-346-7707 | www.pemko.com

Check the web site for the up-to-date catalog

Copyright © 2015-2017, Pemko Manufacturing Co., an ASSA ABLOY Group company. All rights reserved.  
 Reproduction in whole or in part without the express written permission of Pemko Manufacturing Co. is prohibited.

**ASSA ABLOY**

The global leader in door opening solutions

## Low Profile - Beveled Lite Kit (Cont.)

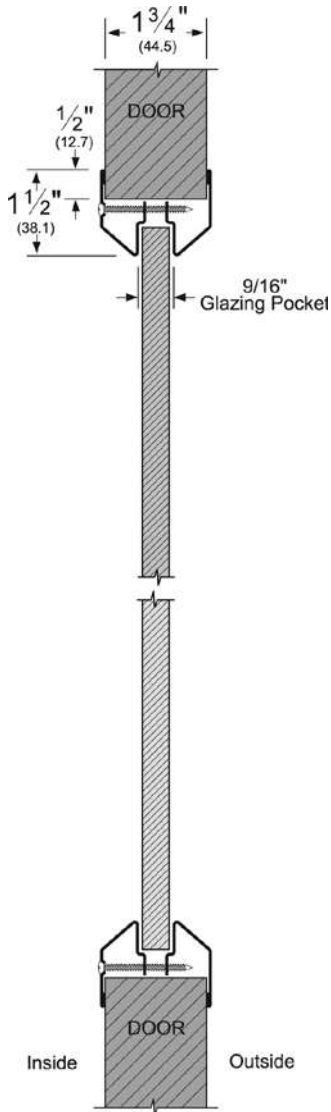
### LT-B2\_

AVAILABLE FINISHES: B, D, G

#### Standard Features

**Materials:**

20 gauge galvanized hemless design with 9/16" glazing pocket



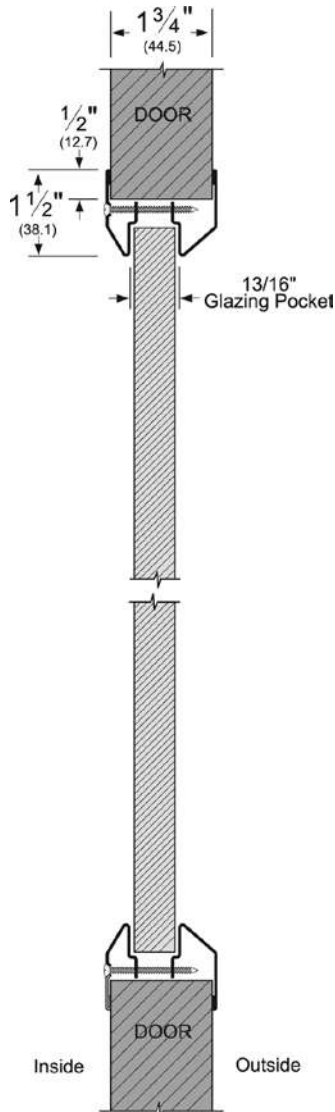
### LT-B3\_

AVAILABLE FINISHES: B, D, G

#### Standard Features

**Materials:**

20 gauge galvanized hemless design with 13/16" glazing pocket



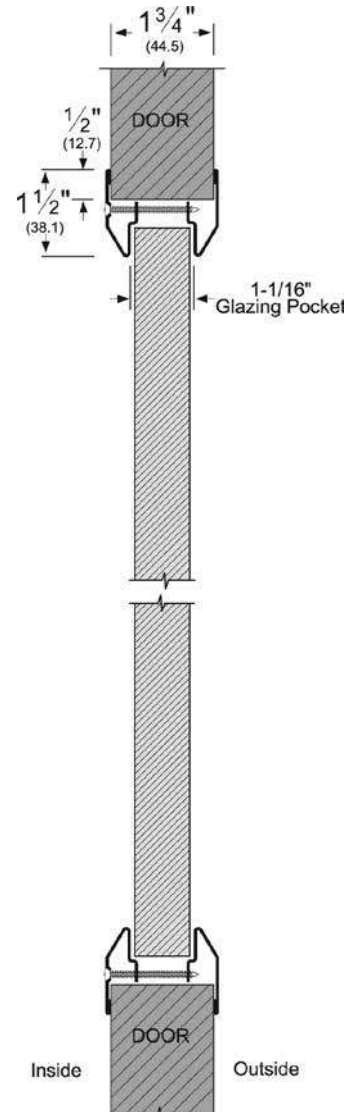
### LT-B4\_

AVAILABLE FINISHES: B, D, G

#### Standard Features

**Materials:**

20 gauge galvanized hemless design with 1 1/16" glazing pocket



AVAILABLE FINISHES FOR PRODUCTS SHOWN ON THIS PAGE (see General Information section for finish chart)  
**B** (Beige Powder Coat) **D** (Dark Bronze Duranodic Powder Coat) **G** (Gray Primer Powder Coat)

**ASSA ABLOY**

The global leader in  
door opening solutions

## Low Profile - 90° Lite Kit

The LT-S1 Lite Kit provides a wide viewing angle. For use with glazing material requiring a 3/8" pocket in 1 3/4" wood or metal doors. The LT-S1 installs without drilling holes through the door for quick installation. The hemless design is a flush mounted assembly and is ideal for clean environments.

### LT-S1\_

AVAILABLE FINISHES: **B, D, G**

### Standard Features

**Materials:**

20 gauge galvanized steel for width 3/8" glazing pocket

**Fasteners:**

#8 x 1 3/4" O.H.S.M.S.

**Dimensions:**

- Minimum width - 2" exposed glass
- Maximum height - 80" exposed glass

**Other:**

- Mitered and welded clean corner construction
- 90° square glass stop

**Fire Rating:**

Classified in accordance with UBC code standard 7-2 for positive pressure



### Optional Features

**Materials:**

304 - #4 stainless steel in 20 gauge material

**Finish:**

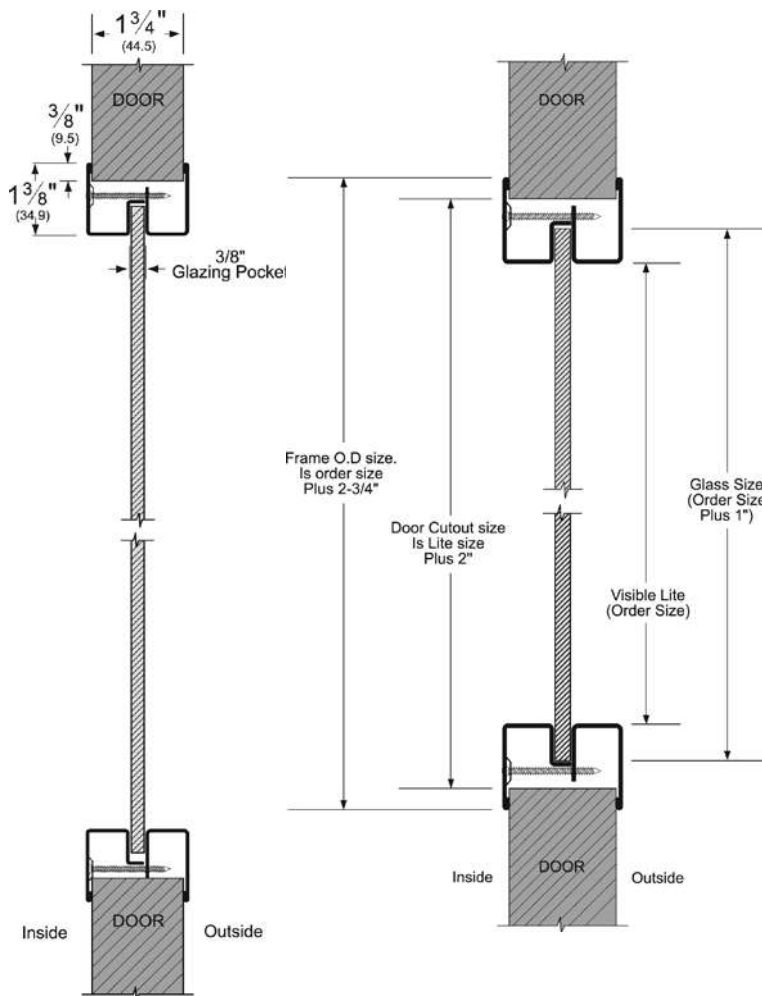
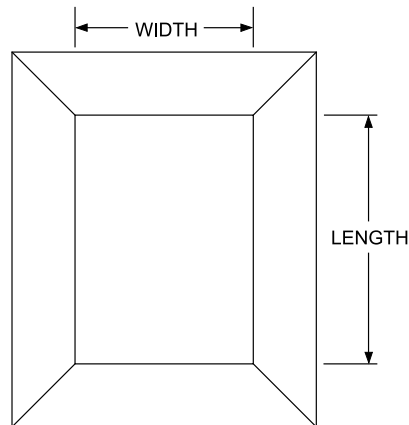
Custom powder coated finishes (sample chip must accompany order)

**Fasteners:**

Security fasteners

**Other:**

- Vision lites (supplied on both sides, standard)
- Glazing tape
- Custom glass sizes



AVAILABLE FINISHES FOR PRODUCTS SHOWN ON THIS PAGE (see General Information section for finish chart)  
**B** (Beige Powder Coat) **D** (Dark Bronze Duranodic Powder Coat) **G** (Gray Primer Powder Coat)

800-346-7707 | www.pemko.com

Check the web site for the up-to-date catalog

Copyright © 2015-2017, Pemko Manufacturing Co., an ASSA ABLOY Group company. All rights reserved.  
 Reproduction in whole or in part without the express written permission of Pemko Manufacturing Co. is prohibited.

**ASSA ABLOY**

The global leader in door opening solutions



## Low Profile - 90° Lite Kit (Cont.)

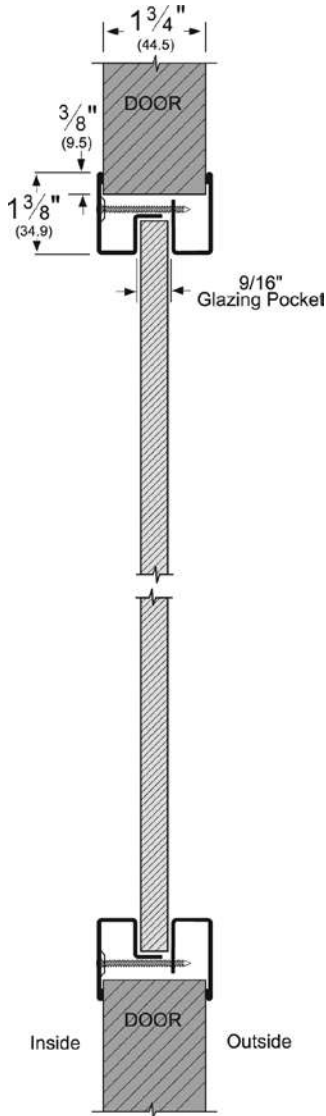
### LT-S2\_

AVAILABLE FINISHES: B, D, G

Standard Features

**Materials:**

20 gauge galvanized steel with  $\frac{9}{16}$ " glazing pocket



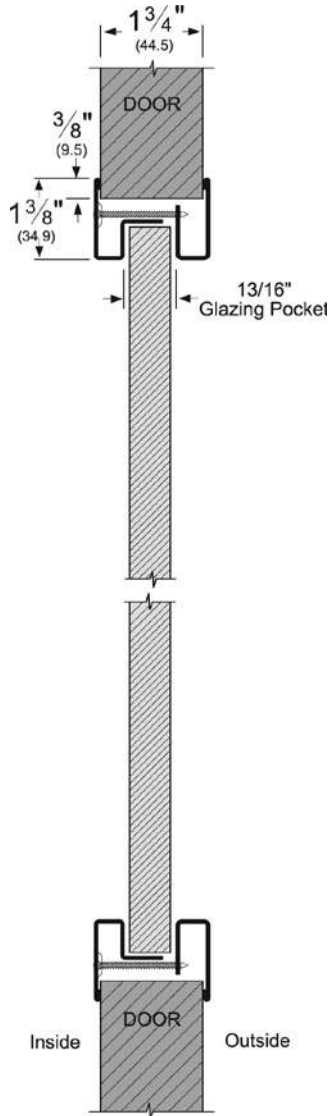
### LT-S3\_

AVAILABLE FINISHES: B, D, G

Standard Features

**Materials:**

20 gauge galvanized steel with  $\frac{13}{16}$ " glazing pocket



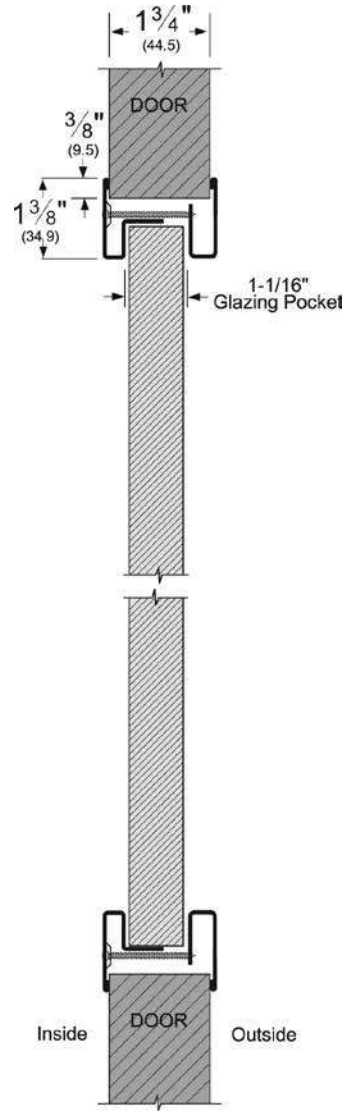
### LT-S4\_

AVAILABLE FINISHES: B, D, G

Standard Features

**Materials:**

20 gauge galvanized steel with  $1\frac{1}{16}$ " glazing pocket



AVAILABLE FINISHES FOR PRODUCTS SHOWN ON THIS PAGE (see General Information section for finish chart)  
**B** (Beige Powder Coat) **D** (Dark Bronze Duranodic Powder Coat) **G** (Gray Primer Powder Coat)

**ASSA ABLOY**

The global leader in door opening solutions

800-346-7707 | www.pemko.com  
 Check the web site for the up-to-date catalog

Copyright © 2015-2017, Pemko Manufacturing Co., an ASSA ABLOY Group company. All rights reserved.  
 Reproduction in whole or in part without the express written permission of Pemko Manufacturing Co. is prohibited.

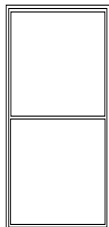


# Grills/Vision Lites For LT-S1 through LT-S4 Lites

These products are for the LT-S\_ series only.


## G-2

AVAILABLE FINISHES:  
B, D, G




## G-3

AVAILABLE FINISHES:  
B, D, G




## G-4

AVAILABLE FINISHES:  
B, D, G



## G-5

AVAILABLE FINISHES:  
B, D, G




## G-6

AVAILABLE FINISHES:  
B, D, G




## G-8

AVAILABLE FINISHES:  
B, D, G




## G-9

AVAILABLE FINISHES:  
B, D, G




## G-10

AVAILABLE FINISHES:  
B, D, G




## G-12

AVAILABLE FINISHES:  
B, D, G



## G-15

AVAILABLE FINISHES:  
B, D, G



## Standard Features

### Materials:

- Vision Lites: 20 gauge galvanized steel
- Muntins: 18 gauge C.R.S. 1/2" x 1/2" steel tube

### Door Thickness:

For 1 3/4" doors only

## Optional Features

### Finish:

Custom powder coated finishes  
(sample chip must accompany order)

### Fasteners:

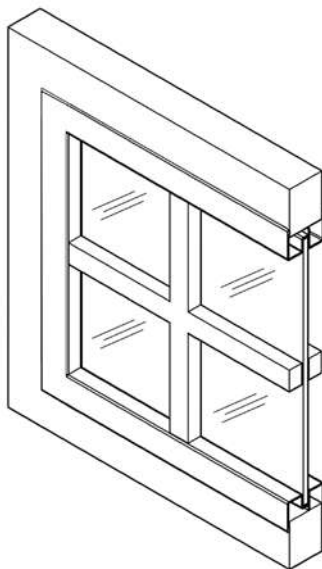
Special security screws available

### Other:

Customized grille patterns

### Vision Lites:

Only for use in LT-S1 to LT-S4 ("S" Series)



AVAILABLE FINISHES FOR PRODUCTS SHOWN ON THIS PAGE (see General Information section for finish chart)  
B (Beige Powder Coat) D (Dark Bronze Duranodic Powder Coat) G (Gray Primer Powder Coat)

800-346-7707 | www.pemko.com

Check the web site for the up-to-date catalog

Copyright © 2015-2017, Pemko Manufacturing Co., an ASSA ABLOY Group company. All rights reserved.  
Reproduction in whole or in part without the express written permission of Pemko Manufacturing Co. is prohibited.

**ASSA ABLOY**

The global leader in  
door opening solutions

## Inverted "Y" Louver

The LV-IY louver for use with 1<sup>3</sup>/<sub>4</sub>" wood or metal doors provides 50% free air flow. The 20 gauge inverted "Y" blades add stiffness and a burr-free exposed edge. The 18 gauge galvanized mitered frame secures the grill assembly in place giving it a clean appearance.

### LV-IY\_

AVAILABLE FINISHES:  
B, D, G

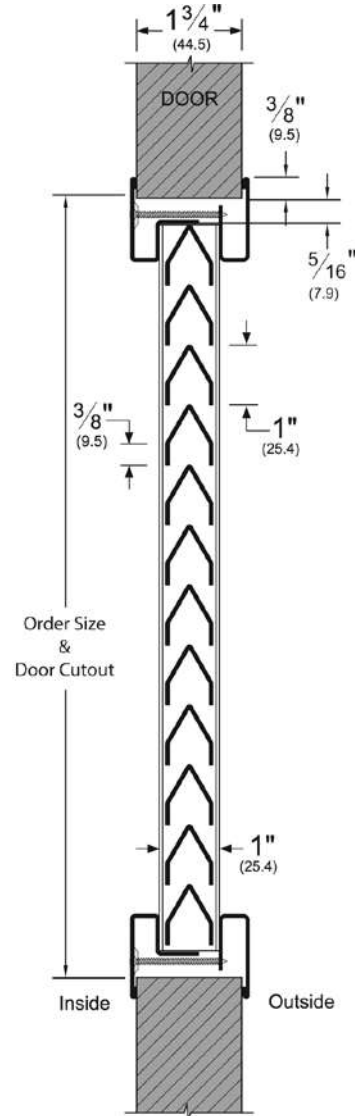


#### Standard Features

- 18 gauge galvanized frame
- 20 gauge galvanized inverted "Y" blades
- For 1<sup>3</sup>/<sub>4</sub>" doors
- 50% Free air flow
- #8 - 15" x 1<sup>3</sup>/<sub>4</sub>" O.H.S.M.S.
- Welded corner construction

#### Optional Features

- 304 - #4 stainless steel
- Louver core only
- Security screws
- Security grilles
- Insect screens
- Custom powder coated finishes (sample chip must accompany order)



AVAILABLE FINISHES FOR PRODUCTS SHOWN ON THIS PAGE (see General Information section for finish chart)  
B (Beige Powder Coat) D (Dark Bronze Duranodic Powder Coat) G (Gray Primer Powder Coat)

**ASSA ABLOY**

The global leader in  
door opening solutions

800-346-7707 | www.pemko.com  
Check the web site for the up-to-date catalog

Copyright © 2015-2017, Pemko Manufacturing Co., an ASSA ABLOY Group company. All rights reserved.  
Reproduction in whole or in part without the express written permission of Pemko Manufacturing Co. is prohibited.

## Fusible Link Louver

The LV-FL louver is for use with 1¾" wood or metal doors and provides 50% free air flow while fastening to one side to ensure security.

LV-FL\_

AVAILABLE FINISHES:  
B, D, G



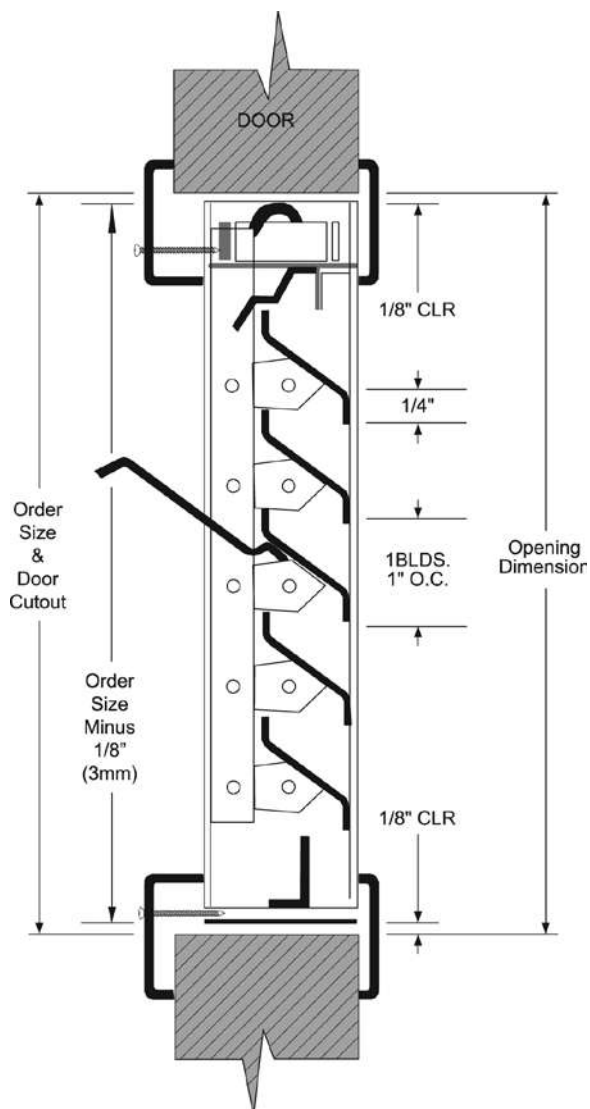
### Standard Features

- 18 gauge galvanized frame
- 16 gauge adjustable "Z" blades
- For 1¾" doors
- 50% Free air flow
- #8 - 15 x 1" O.H.S.M.S.
- UL listed



### Optional Features

- Security screws
- Custom powder coated finishes (sample chip must accompany order)



AVAILABLE FINISHES FOR PRODUCTS SHOWN ON THIS PAGE (see General Information section for finish chart)  
B (Beige Powder Coat) D (Dark Bronze Duranodic Powder Coat) G (Gray Primer Powder Coat)

800-346-7707 | www.pemko.com

Check the web site for the up-to-date catalog

Copyright © 2015-2017, Pemko Manufacturing Co., an ASSA ABLOY Group company. All rights reserved.  
Reproduction in whole or in part without the express written permission of Pemko Manufacturing Co. is prohibited.

**ASSA ABLOY**

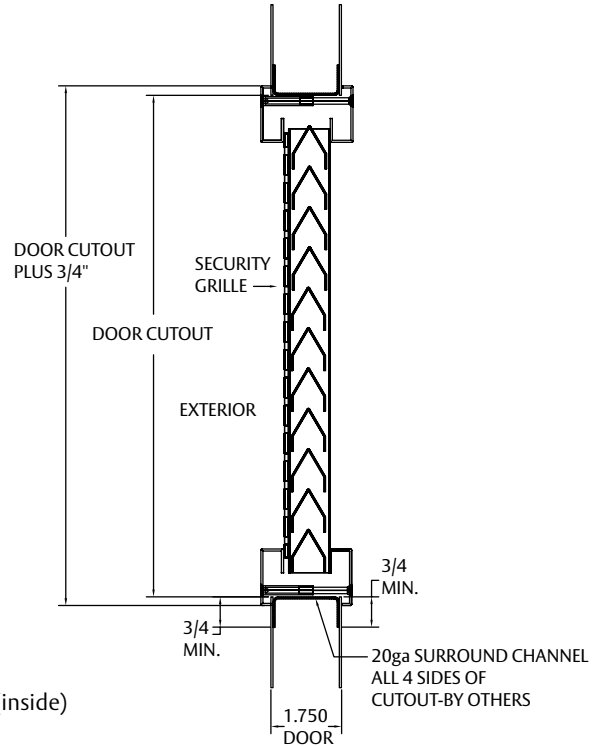
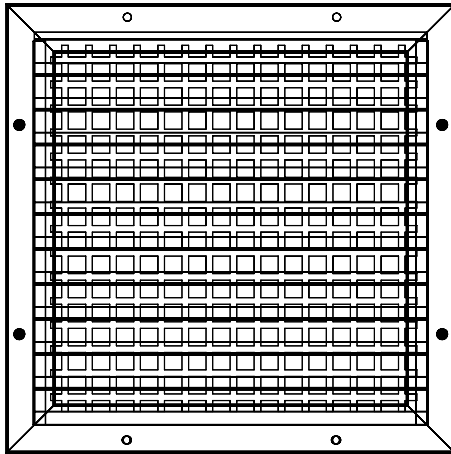
The global leader in  
door opening solutions

## Windstorm Louver

The LV-WS Windstorm Louver is for use with 1<sup>3</sup>/<sub>4</sub>" exterior doors and provides 50% free air flow. The 18 gauge inverted "Y" blades add stiffness and a burr-free exposed edge. The 18 gauge galvanized mitered frame secures the grill assembly in place giving it a clean appearance.

### LV-WS\_

AVAILABLE FINISHES:  
B, D, G



#### Standard Features

- 18 gauge galvanized frame
- 18 gauge inverted "Y" blades
- For 1<sup>3</sup>/<sub>4</sub>" doors
- 50% Free air flow
- Fasteners #8 x 1/2" flat head machine screws (inside)
- #8 x 1<sup>5</sup>/<sub>16</sub>" threaded sleeve (outside)
- Welded corner construction

#### Optional Features

- Insect screens
- Custom powder coated finishes (sample chip must accompany order)

#### Standards

- UL Certification File #R26694. Successfully tested in accordance with ASTM E1886, E1996, TAS 201
- Large Missile Impact, 350 Ft. Lbs., +/- 70 psf and ASTM E330, TAS 202, TAS 203, +/- 70 psf
- Florida Building Code Hurricane Approval File # FL14267.1
- Design Pressure: +/- 70 psf, large missile

AVAILABLE FINISHES FOR PRODUCTS SHOWN ON THIS PAGE (see General Information section for finish chart)  
B (Beige Powder Coat) D (Dark Bronze Duranodic Powder Coat) G (Gray Primer Powder Coat)

## ASSA ABLOY

The global leader in  
door opening solutions

800-346-7707 | [www.pemko.com](http://www.pemko.com)  
Check the web site for the up-to-date catalog

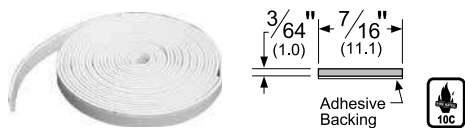
Copyright © 2015-2017, Pemko Manufacturing Co., an ASSA ABLOY Group company. All rights reserved.  
Reproduction in whole or in part without the express written permission of Pemko Manufacturing Co. is prohibited.

## Fire Glazing Tape

- Verify all applications with your door and/or frame manufacturer
- **FG3000S45** and **FG3000S90** are specially formulated high-performance fire glazing tapes
- For exterior fire-rated applications, seal against moisture using standard industry methods

### FG3000S45

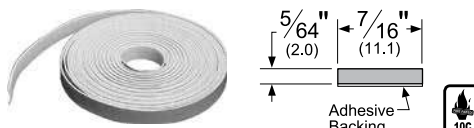
AVAILABLE LENGTHS: 7', 8', 14', 16'



Color: White

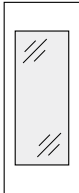
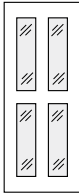
### FG3000S90

AVAILABLE LENGTHS: 8', 16'



Color: White

### Fire Glazing Tape in Larger Lite Applications

<p><b>Single Vision Lites (Wood/Hollow Metal Door)</b></p> 	<p>Maximum Height: 84"                      Maximum Width: 34"                      Maximum Total Square Inches (Visible Glass Area): 2,856</p>	<ul style="list-style-type: none"> <li>• In 20-, 45-, 60- and 90-minute rated wood and hollow metal doors with metal vision frames, the use of FG3000 fire glazing tape allows for much larger vision lites</li> <li>• In 20- and 45-minute rated hollow metal screens, the use of FG3000 fire glazing tape allows for much larger sidelites, borrowed lites and glass transoms</li> <li>• New allowable visible glass areas for vision lites in 20- and 45-minute rated wood and hollow metal doors with FG3000S45 is 2,856 square inches with a maximum height of 84" and a maximum width of 34"</li> </ul>
<p><b>Multiple Vision Lites (Hollow Metal Door)</b></p> 	<p>Maximum Height (Each Lite): 12"                      Maximum Width (Each Lite): 46"                      Maximum Combined Square Inches (All Visible Glass Areas): 2,208</p>	<ul style="list-style-type: none"> <li>• For 90-minute hollow metal doors with FG3000 fire glazing tape, 12" x 46" vision lites are allowed, but the total number of lites must not exceed four (4) per door. The combined total visible glass area allowed is 2208 square inches</li> </ul>

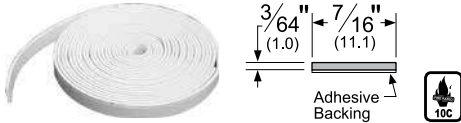
# FG3000S45 Fire Glazing Tape in 20- and 45-Minute Hollow Metal Frame (Screen)

## Sidelite/Borrowed Lite/Transom Lite Applications

- Verify all applications with your door and/or frame manufacturer
- For exterior fire-rated applications, a clear silicone caulk is recommended for water proofing

## FG3000S45

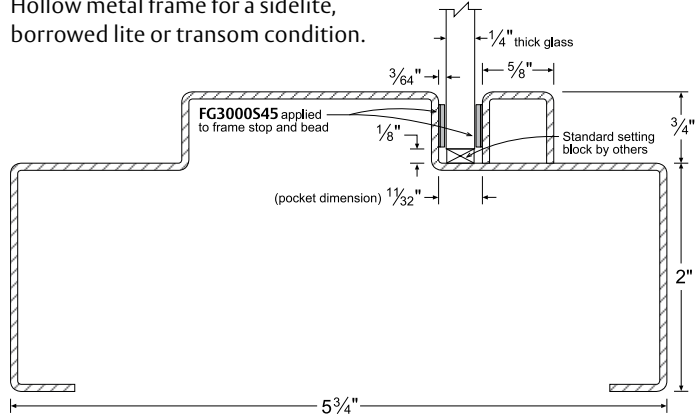
AVAILABLE LENGTHS: 7', 8', 14', 16'



Color: White

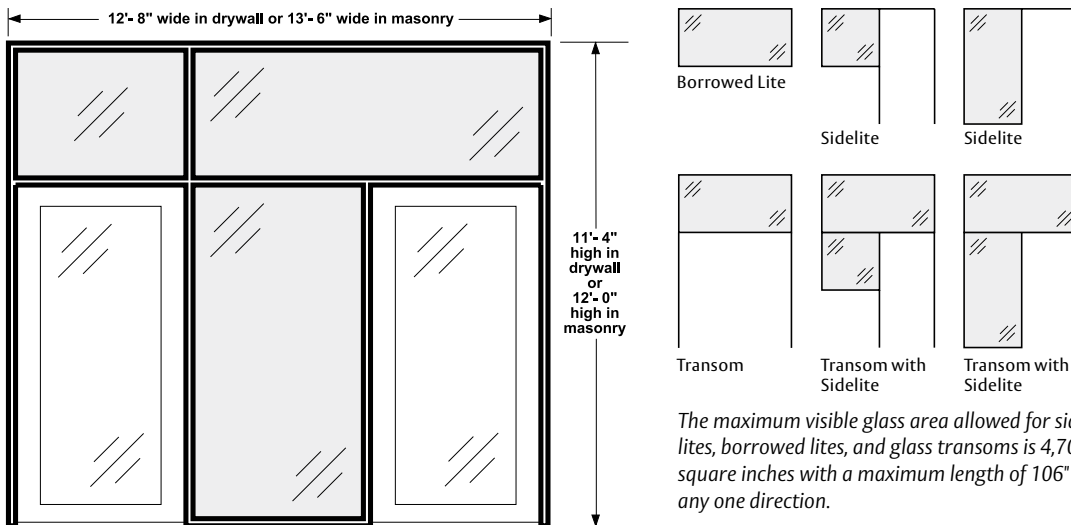
## Sectional View of Application

Hollow metal frame for a sidelite, borrowed lite or transom condition.



## Technical Data for 20- And 45-Minute Hollow Metal Screens Equipped with FG3000S45 (Sidelite/Borrowed Lite/Transom Lite Applications)

### Lite Configurations



Lite Specifications	Hollow Metal Screen Specifications	Listing/Labeling Specifications
<p>Maximum Lite Size: 106" In Any One Direction</p> <p>Maximum Lite Combined Square Inches: Not To Exceed 4,704</p>	<p>Maximum Dimensions (Drywall): 12'8" X 11'4"</p> <p>Maximum Dimensions (Masonry): 13'6" X 12'0"</p> <p>Metal Requirements: Frames are restricted to a minimum of 16-gauge with 5/8" high stops and 18-gauge glazing bead with #8 fasteners at 9" maximum centers</p>	<ul style="list-style-type: none"> <li>• Door and frame must be manufactured by companies that are classified by Underwriters Laboratories Inc.® for the manufacturing and labeling of hollow metal fire doors. Warnock Hersey (I.T.S.) listings are also available through participating hollow metal manufacturers</li> <li>• Listed Glazing Products include: <ul style="list-style-type: none"> <li>– Wire Glazing: Pilkington, Asahi and Central Glass</li> </ul> </li> <li>• All vision lite kits must be listed fire door glass frames, packaged with FG3000S45 or FG3000S90</li> <li>• Individual door and frame manufacturers' modification procedures may vary slightly from the size listings shown</li> </ul>

**ASSA ABLOY**

The global leader in door opening solutions

800-346-7707 | www.pemko.com

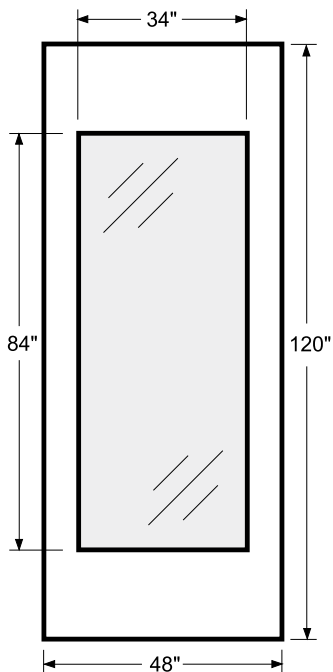
Check the web site for the up-to-date catalog

Copyright © 2015-2017, Pemko Manufacturing Co., an ASSA ABLOY Group company. All rights reserved. Reproduction in whole or in part without the express written permission of Pemko Manufacturing Co. is prohibited.

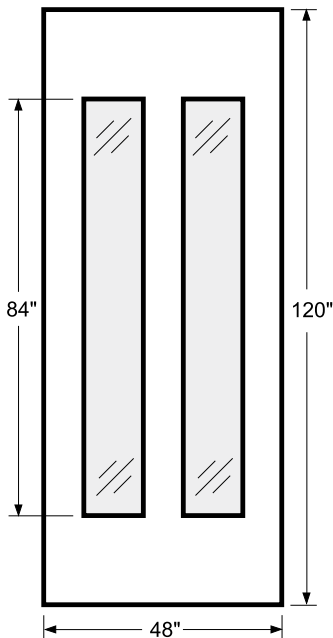
# FG3000S45 Fire Glazing Tape in 20- and 45-Minute Hollow Metal Door

## Metal Vision Frame Applications

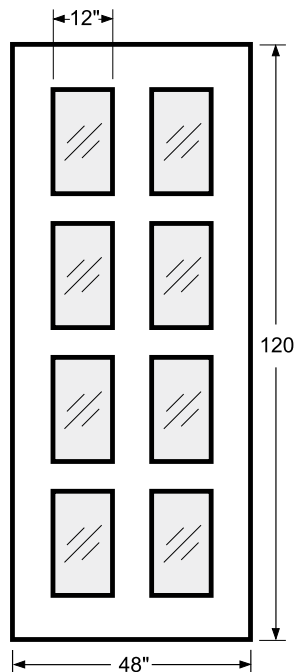
- Maximum hollow metal door size: 48" x 120" single, pairs approved
- Door and frame must be manufactured by companies that are classified by Underwriters Laboratories Inc.® for the manufacturing and labeling of hollow metal fire doors and frames. Warnock-Hersey (I.T.S.) listings are also available through participating hollow metal manufacturers
- For exterior fire rated applications, seal against moisture using standard industry methods
- Verify all applications with your door and/or frame manufacturer



For 20 minute and 45 minute the maximum visible glass size allowed is 34" wide x 84" high or 2,856 square inches per vision lite.



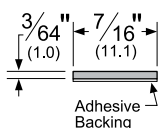
Multiple vision lites are allowed in both the 20 minute and 45 minute, but the combined total visible glass area allowed is 2,856 square inches per door.



## FG3000S45

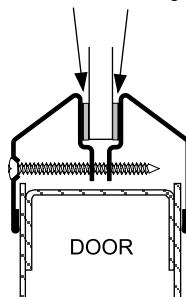


Color: White



## Sectional View of Applications

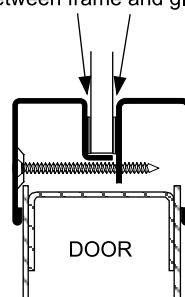
FG3000S45 applied between frame and glass



Beveled



FG3000S45 applied between frame and glass



Square



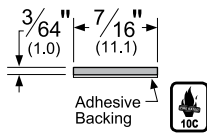
# FG3000S45 Fire Glazing Tape in 20- and 45-Minute Wood Door

## Metal Vision Frame Applications

### FG3000S45



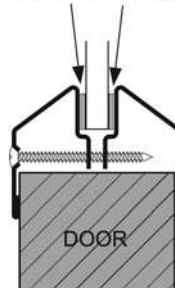
Color: White



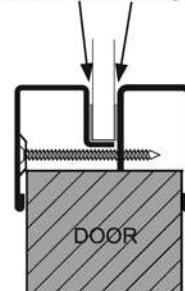
### Sectional View of Applications

FG3000S45 applied between frame and glass

FG3000S45 applied between frame and glass



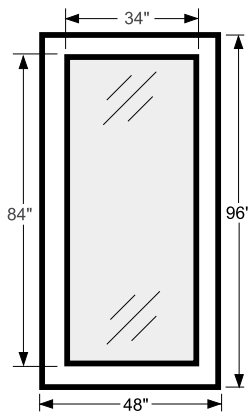
Beveled



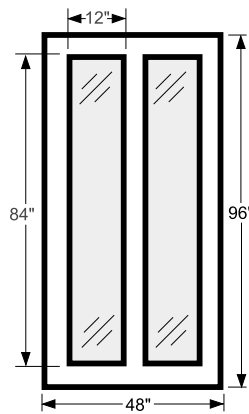
Square

## Technical Data for 20- And 45-Minute Wood Doors Equipped with FG3000S45 (Metal Vision Frame, Single and Multiple Lite Applications)

### Lite Configurations



Single Vision Lite



Multiple Vision Lites

The maximum visible glass area allowed for single lites is 34" wide x 84" high; for single and multiple lites, the total visible glass area allowed is 2,856 square inches per door.

Lite Specifications	Door Specification	Listing/Labeling Specifications
<p><b>Maximum Dimensions (Single Lite):</b> 34" wide x 84" high, 2,856 square inches per lite</p> <p><b>Maximum Combined Dimensions (Multiple Lites):</b> Multiple vision lites are allowed in both the 20- and 45-minute doors, but the combined total visible glass area allowed is 2,856 square inches per door.</p>	<p><b>Maximum Dimensions:</b> Or both 20- and 45-minute doors, the maximum wood door size is 48" x 96" single, pairs approved</p>	<ul style="list-style-type: none"> <li>• Door and frame must be manufactured by companies that are classified by Underwriters Laboratories Inc.® for the manufacturing and labeling of hollow metal fire doors. Warnock Hersey (I.T.S.) listings are also available through participating hollow metal manufacturers</li> <li>• Listed Glazing Products include:                             <ul style="list-style-type: none"> <li>– Wire Glazing: Pilkington, Asahi and Central Glass</li> </ul> </li> <li>• Individual door and frame manufacturers' modification procedures may vary slightly from the size listings shown</li> </ul>

**ASSA ABLOY**

The global leader in door opening solutions

800-346-7707 | www.pemko.com

Check the web site for the up-to-date catalog

Copyright © 2015-2017, Pemko Manufacturing Co., an ASSA ABLOY Group company. All rights reserved. Reproduction in whole or in part without the express written permission of Pemko Manufacturing Co. is prohibited.

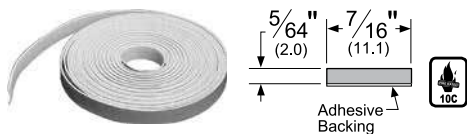


# FG3000S90 Fire Glazing Tape in 90-Minute Hollow Metal Door Metal Vision Frame Applications

- Verify all applications with your door and/or frame manufacturer
- For exterior fire-rated applications, seal against moisture using industry standard methods

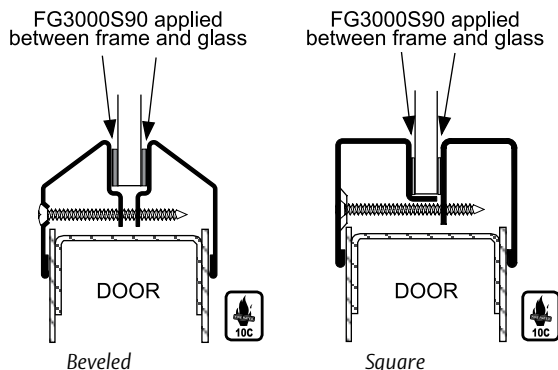
## FG3000S90

AVAILABLE LENGTHS: 8', 16'



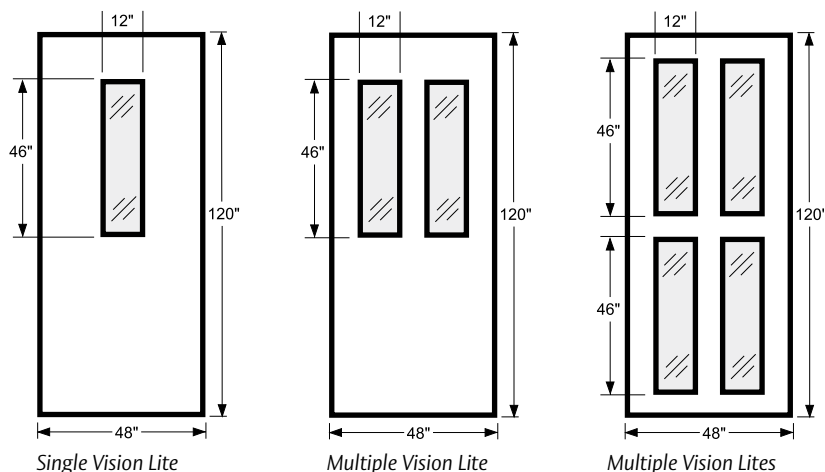
Color: White

### Sectional View of Applications



### Technical Data for 90-Minute Hollow Metal Doors Equipped with FG3000S90 (Metal Vision Frame, Single And Multiple Lite Applications)

#### Lite Configurations



The maximum visible glass area allowed for single lites is 12" wide x 46" high or 552 square inches per vision lite; for multiple lites, the largest approved door configuration is two (2) vision lites at 12" wide x 46" high above two (2) vision lites at 12" wide x 46" high (as shown at far right). No more than four (4) lites are allowed per door, and the combined total visible glass area allowed is 2,208 square inches per door.

Lite Specifications	Door Specification	Listing/Labeling Specifications
<p><b>Maximum Dimensions (Single Lite):</b> 12" wide x 46" high, 552 square inches per lite</p> <p><b>Maximum Combined Dimensions (Multiple Lites):</b> Multiple vision lites are allowed in 90-minute doors, but the combined total visible glass area allowed is 2,208 square inches per door. No more than four (4) lites are allowed per door. The largest approved configuration is above two (2) vision lites at 12" wide x 46" high above two vision lites at 12" wide x 46" high.</p>	<p><b>Maximum Dimensions:</b> For 90-minute doors, the maximum hollow metal door size is 48" x 120" single, pairs approved.</p>	<ul style="list-style-type: none"> <li>• Door and frame must be manufactured by companies that are classified by Underwriters Laboratories Inc.® for the manufacturing and labeling of hollow metal fire doors. Warnock Hersey (I.T.S.) listings are also available through participating hollow metal manufacturers</li> <li>• Listed Glazing Products include: <ul style="list-style-type: none"> <li>– Wire Glazing: Pilkington, Asahi and Central Glass</li> </ul> </li> <li>• Individual door and frame manufacturers' modification procedures may vary slightly from the size listings shown.</li> </ul>

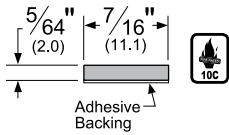
# FG3000S90 Fire Glazing Tape in 60- and 90-Minute Wood Doors

## Metal Vision Frame Applications

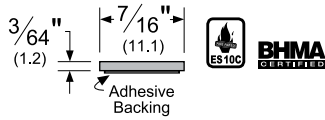
- Verify all applications with your door and/or frame manufacturer
- For exterior fire-rated applications, a clear silicone caulk is recommended for water proofing

### FG3000S90

AVAILABLE LENGTHS: 8', 16'

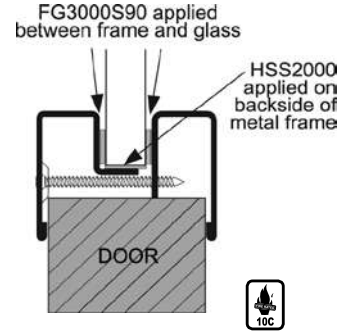


### HSS2000



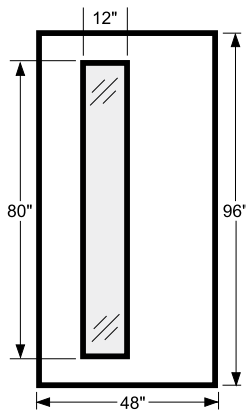
HSS2000 is required to be installed with FG3000S90 for positive pressure applications only. For more information about HSS2000, please see the Adhesive Gasketing section.

## Sectional View of Applications

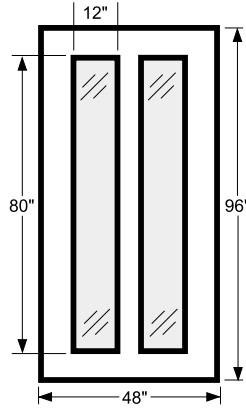


## Technical Data for 60- and 90-Minute Wood Doors Equipped with FG3000S90 & HSS2000 (Metal Vision Frame, Single and Multiple Lite Applications)

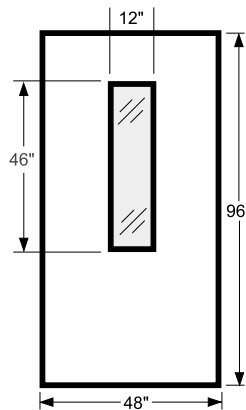
### Lite Configurations



Single Vision Lite, 60-Minute Door



Multiple Vision Lites, 60-Minute Door



Single Vision Lite, 90-Minute Door

The maximum visible glass area allowed for 60-minute single lites is 12" wide x 80" high or 960 square inches per vision lite; 90-minute doors are allowed a maximum visible glass area of 12" wide x 46" high or 552 square inches per vision lite. Multiple lites (allowed on 60-minute doors only) have a maximum combined visible glass area of 1,920 square inches per door.

Lite Specifications	Door Specification	Listing/Labeling Specifications
<p><b>Maximum Dimensions (Single Lite, 60-Minute):</b> 12" wide x 80" high; 960 square inches per lite</p> <p><b>Maximum Dimensions (Single Lite, 90-Minute):</b> 12" wide x 46" high; 552 square inches per lite</p> <p><b>Maximum Combined Dimensions (Multiple Lites, 60-Minute):</b> Multiple vision lites are allowed in 60-minute doors only; the combined total visible glass area allowed is 1,920 square inches per door</p>	<p><b>Maximum Dimensions:</b> For both 60- and 90-minute doors, the maximum wood door size is 48" x 96" single, pairs approved</p>	<ul style="list-style-type: none"> <li>• Door must be manufactured by companies that are classified by Underwriters Laboratories Inc.® for the manufacturing and labeling of hollow metal fire doors. Warnock Hersey (I.T.S.) listings are also available through participating hollow metal manufacturers.</li> <li>• Listed Glazing Products include: <ul style="list-style-type: none"> <li>– Wire Glazing: Pilkington, Asahi and Central Glass</li> </ul> </li> <li>• Individual door and frame manufacturers' modification procedures may vary slightly from the size listings shown</li> <li>• HSS2000 is required on Positive Pressure applications only</li> </ul>

**ASSA ABLOY**

The global leader in door opening solutions

800-346-7707 | www.pemko.com

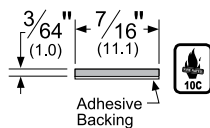
Check the web site for the up-to-date catalog

Copyright © 2015-2017, Pemko Manufacturing Co., an ASSA ABLOY Group company. All rights reserved. Reproduction in whole or in part without the express written permission of Pemko Manufacturing Co. is prohibited.

# FG3000S45 Fire Glazing Tape in 20- and 45-Minute Wood Doors and Frames

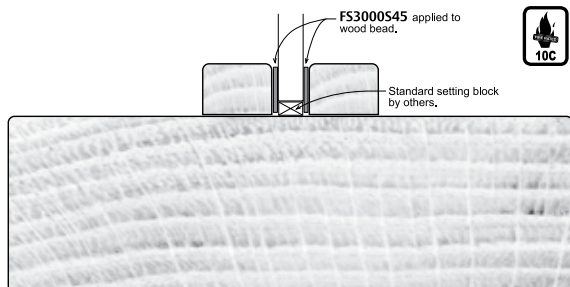
## FG3000S45

AVAILABLE LENGTHS:  
7', 8', 14', 16'



- Verify all applications with your door and/or frame manufacturer
- For exterior fire-rated applications, seal against moisture using standard industry methods
- Wood vision frames rated 20-minute and 45-minute
- Wood sidelite frames rated 20-minute and 45-minute
- Wood borrowed lite frames rated 20-minute and 45-minute

### Technical Data for 20-Minute Wood Sidelite Frame/Wood Lite Bead/Clear Tempered Glass



#### Maximum Visible Glazing Dimensions (Sidelite):

32<sup>7</sup>/<sub>8</sub>" x 87<sup>13</sup>/<sub>16</sub>"

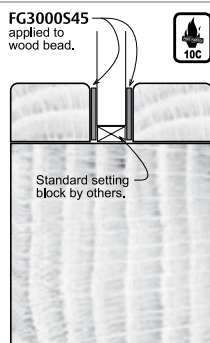
#### Glazing Materials (Sidelite):

- PyroEdge 20™ by Interedge Technologies
- Fireglass 20™ by Technical Glass Products

#### Listing/Labeling Specifications:

- Positive Pressure Tested and Listed
- Verify availability with door and frame manufacturer

### Technical Data For 20-Minute Full Lite Wood Door/Wood Lite Frame/Clear Tempered Glass



#### Maximum Visible Glazing Dimensions (Lite):

• (4'0" x 8'0" Door): 32<sup>7</sup>/<sub>8</sub>" x 75<sup>13</sup>/<sub>16</sub>"

• (4'0" x 8'0" Door): 32<sup>7</sup>/<sub>8</sub>" x 75<sup>13</sup>/<sub>16</sub>"

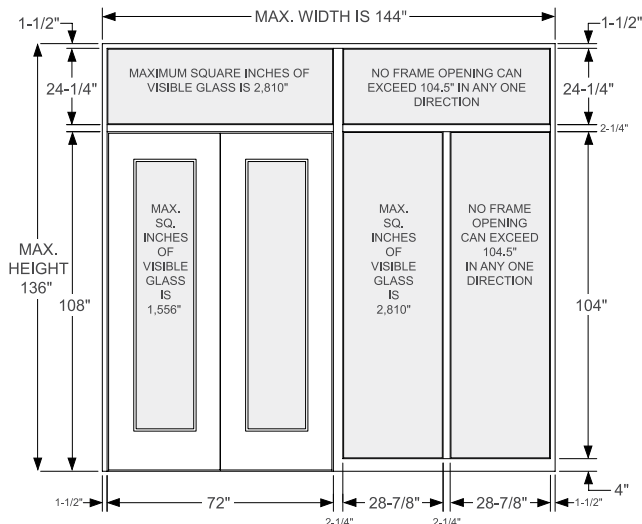
#### Glazing Materials (Sidelite):

- PyroEdge 20™ by Interedge Technologies
- Fireglass 20™ by Technical Glass Products

#### Listing/Labeling Specifications:

- Positive Pressure Tested and Listed
- Verify availability with door and frame manufacturer

### Technical Data for: 20- and 45-Minute Full Lite Wood Door/Wood Lite Frame With Wire Glass or FireLite™, 20- and 45-Minute Wood Sidelite Frame/Borrowed Lite Frame/Transom Lite Frame with Wire Glass or FireLite™



#### Lite Specifications (see diagram at left):

- Positive Pressure Tested and Listed
- Large visible glazing areas
- Wire Glass and FireLite™
- Verify availability with door and frame manufacturer.

#### Contact These Manufacturers:

##### Navy Island, Inc.

275 Marie Ave East, West St. Paul, MN 55118

Phone: 651.451.4454, Fax: 651.451.4484

##### Eggers Industries - Frame Plant

1819 East River Street, Two Rivers, WI 54241

Phone: 920.793.1351, Fax: 920.793.2958

800-346-7707 | www.pemko.com

Check the web site for the up-to-date catalog

Copyright © 2015-2017, Pemko Manufacturing Co., an ASSA ABLOY Group company. All rights reserved. Reproduction in whole or in part without the express written permission of Pemko Manufacturing Co. is prohibited.

**ASSA ABLOY**

The global leader in door opening solutions



# Pemko Door & Frame Accessories



## CONTENTS:

Anchors.....	310-311
Glazing Bead/Spreader Bar .....	311
Reinforcements - Fillers .....	312-314
Reinforcements - Miscellaneous .....	314-316
Reinforcements - Tabs.....	316-317
Door Channel - Top Caps.....	318

## INDEX:

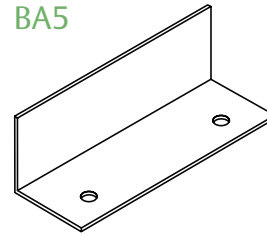
<u>PRODUCT</u>	<u>PAGE</u>	<u>PRODUCT</u>	<u>PAGE</u>	<u>PRODUCT</u>	<u>PAGE</u>
BA5-50PK.....	310	GS4-20PK.....	311	SB1-25PK.....	313
BA6-50PK.....	310	HF1-25PK.....	312	SB3-25PK.....	313
BA8-50PK.....	310	HF2-25PK.....	312	SB4-25PK.....	313
CA1-50PK.....	310	HF3-25PK.....	312	SB5-25PK.....	313
CA2-50PK.....	310	HF4-25PK.....	312	SR1-10PK.....	315
CB1-50PK.....	312	HF5-25PK.....	312	SR2-10PK.....	315
CB2-50PK.....	312	HF6-25PK.....	312	TC1-10PK.....	318
CB3-50PK.....	312	HR1-50PK.....	316	TC2-10PK.....	318
CR2-5PK.....	315	HR2-50PK.....	316	TC3-10PK.....	318
CR3-20PK.....	315	HR3-50PK.....	316	WA1-100PK.....	311
DC1-10PK.....	318	HR4-50PK.....	316	XT1-100PK.....	310
DC2-10PK.....	318	HS1-50PK.....	314	XW1-100PK.....	311
DC3-10PK.....	318	HS2-50PK.....	314	XW2-100PK.....	311
DT1-50PK.....	317	HS3-50PK.....	314	XW3-100PK.....	311
DT3-50PK.....	317	HS4-50PK.....	314	XW4-100PK.....	311
DT4-50PK.....	316	LA1-25PK.....	314	XW5-100PK.....	311
DT5-50PK.....	316	LF1-25PK.....	313	XW6-100PK.....	311
EA1-25PK.....	314	LF2-25PK.....	313	XW7-100PK.....	311
FT1-50PK.....	317	LF3-25PK.....	313	XW8-100PK.....	311
FT2-50PK.....	317	LF4-50PK.....	312	XW9-100PK.....	311
FT3-50PK.....	316	LF5-25PK.....	313	ZA5-100PK.....	310
FT4-50PK.....	317	LF6-25PK.....	313	ZA6-100PK.....	310
FT5-50PK.....	317	MA4-25PK.....	310	ZA8-100PK.....	310
GS1-20PK.....	311	MA5-25PK.....	310		
GS2-20PK.....	311	MB1-50PK.....	314		
GS3-20PK.....	311	RF1-25PK.....	315		

## Anchors

### Base Anchors (Weld-in Type)

- Holes in one side for anchoring 1<sup>5</sup>/<sub>8</sub>" x 1<sup>5</sup>/<sub>8</sub>"
- .065 - 16 gauge galvanized steel
- Sold in 50 packs only

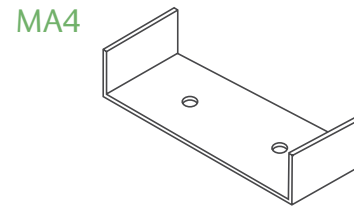
- BA5-50PK** Base anchor, for 4<sup>3</sup>/<sub>4</sub>" and 5<sup>3</sup>/<sub>4</sub>" masonry frames
- BA6-50PK** Base anchor, for 6<sup>3</sup>/<sub>4</sub>" and 7<sup>3</sup>/<sub>4</sub>" masonry frames
- BA8-50PK** Base anchor, for 8<sup>3</sup>/<sub>4</sub>" masonry frames



### Mullion Base Anchors

- For 2" face frames. Two (2) holes for anchoring
- .083 - 14 gauge galvanized steel
- Sold in 25 packs only

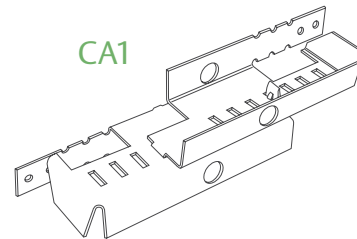
- MA4-25PK** Mullion base anchor, 4<sup>3</sup>/<sub>4</sub>" length
- MA5-25PK** Mullion base anchor, 5<sup>3</sup>/<sub>4</sub>" length



### Combination Adjustable Stud Anchors

- Adjustable - saves time and is easy to install for a wider range of frames
- 18 gauge electro zinc finish
- Two (2) pieces per anchor (1 set)
- Sold in 50 packs only

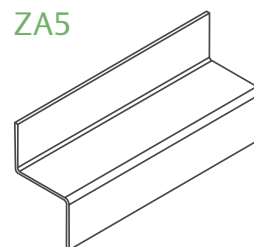
- CA1-50PK** Adjustable stud anchor for 4<sup>3</sup>/<sub>4</sub>" and 5<sup>3</sup>/<sub>4</sub>" masonry frames
- CA2-50PK** Adjustable stud anchor for 6<sup>3</sup>/<sub>4</sub>" to 8<sup>3</sup>/<sub>4</sub>" masonry frames



### Z Anchors (Weld-in Type)

- For stud walls built inside of frame jambs
- .049 - 18 gauge galvanized steel
- Sold in 100 packs only

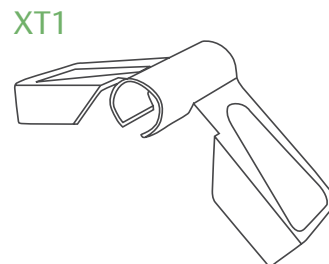
- ZA5-100PK** Weld-in Z anchor, for 4<sup>3</sup>/<sub>4</sub>" and 5<sup>3</sup>/<sub>4</sub>" masonry frames
- ZA6-100PK** Weld-in Z anchor, for 6<sup>3</sup>/<sub>4</sub>" and 7<sup>3</sup>/<sub>4</sub>" masonry frames
- ZA8-100PK** Weld-in Z anchor, for 8<sup>3</sup>/<sub>4</sub>" masonry frames



### Adjustable Wall Anchors

- Butterfly design
- .065 galvanized steel
- Sold in 100 packs only

- XT1-100PK** Twist-in existing wall anchor, 4<sup>3</sup>/<sub>4</sub>" to 6<sup>3</sup>/<sub>4</sub>"



**ASSA ABLOY**

The global leader in  
door opening solutions

800-346-7707 | [www.pemko.com](http://www.pemko.com)  
Check the web site for the up-to-date catalog

Copyright © 2015-2017, Pemko Manufacturing Co., an ASSA ABLOY Group company. All rights reserved.  
Reproduction in whole or in part without the express written permission of Pemko Manufacturing Co. is prohibited.

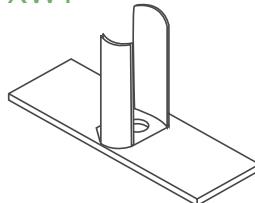
## Anchors (Cont.)

### Existing Wall Anchors

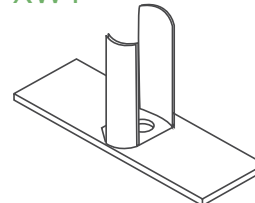
- Ideal for all existing wall applications
- For 4<sup>3</sup>/<sub>4</sub>" to 8<sup>3</sup>/<sub>4</sub>" frames
- Sold in 100 packs only

<b>XW1-100PK</b>	4 <sup>3</sup> / <sub>4</sub> " existing wall anchor, unequal rabbet
<b>XW2-100PK</b>	5 <sup>3</sup> / <sub>4</sub> " existing wall anchor, equal rabbet
<b>XW3-100PK</b>	5 <sup>3</sup> / <sub>4</sub> " existing wall anchor, unequal rabbet
<b>XW4-100PK</b>	6 <sup>3</sup> / <sub>4</sub> " existing wall anchor, equal rabbet
<b>XW5-100PK</b>	6 <sup>3</sup> / <sub>4</sub> " existing wall anchor, unequal rabbet
<b>XW6-100PK</b>	7 <sup>3</sup> / <sub>4</sub> " existing wall anchor, equal rabbet
<b>XW7-100PK</b>	7 <sup>3</sup> / <sub>4</sub> " existing wall anchor, unequal rabbet
<b>XW8-100PK</b>	8 <sup>3</sup> / <sub>4</sub> " existing wall anchor, equal rabbet
<b>XW9-100PK</b>	8 <sup>3</sup> / <sub>4</sub> " existing wall anchor, unequal rabbet

XW1



XW4

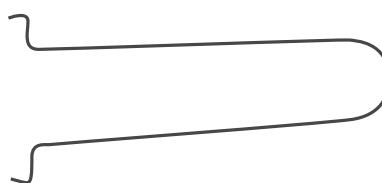


## Wire Masonry Anchors

- For masonry frames
- Sold in 100 packs only

### WA1-100PK

WA1



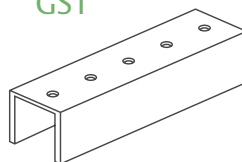
## Glazing Bead/Spreader Bar

### Glazing Bead

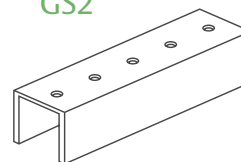
- Sold in 20 packs only
- No fasteners supplied

<b>GS1-20PK</b>	<ul style="list-style-type: none"> <li>• 5<sup>5</sup>/<sub>8</sub>" x 5<sup>5</sup>/<sub>8</sub>" x 8'0"</li> <li>• Punched and countersunk for #8 screw</li> <li>• Hole spacings are 6" from ends and 12" on center</li> <li>• .049 18 gauge A40 galvanized steel</li> </ul>
<b>GS2-20PK</b>	<ul style="list-style-type: none"> <li>• 5<sup>5</sup>/<sub>8</sub>" x 5<sup>5</sup>/<sub>8</sub>" x 10'0"</li> <li>• Punched and countersunk for #8 screw</li> <li>• Hole spacings are 6" from ends and 12" on center</li> <li>• .049 18 gauge A40 galvanized steel</li> </ul>
<b>GS3-20PK</b>	<ul style="list-style-type: none"> <li>• 5<sup>5</sup>/<sub>8</sub>" x 5<sup>5</sup>/<sub>8</sub>" x 10'0"</li> <li>• Blank (no holes)</li> <li>• .049 18 gauge A40 galvanized steel</li> </ul>
<b>GS4-20PK</b>	<ul style="list-style-type: none"> <li>• 5<sup>5</sup>/<sub>8</sub>" x 5<sup>5</sup>/<sub>8</sub>" x 3'0"</li> <li>• Blank (no holes)</li> <li>• .049 18 gauge A40 galvanized steel</li> </ul>

GS1



GS2



GS3



GS4



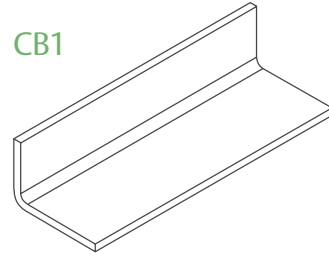
## Reinforcements - Fillers

### Corner Fillers

- Holes in one side for anchoring 1<sup>5</sup>/<sub>8</sub>" x 1<sup>5</sup>/<sub>8</sub>"
- .065 - 16 gauge galvanized steel
- Sold in 50 packs only

- CB1-50PK**      • 2" face frame corner filler.  
                          • 5/8" x 7/16" lip x 1<sup>13</sup>/<sub>16</sub>" wide
- CB2-50PK**      • 2<sup>5</sup>/<sub>8</sub>" face frame corner filler  
                          • 5/8" x 7/16" lip x 2<sup>7</sup>/<sub>16</sub>" wide
- CB3-50PK**      • 4" face frame corner filler  
                          • 5/8" x 7/16" lip x 3<sup>13</sup>/<sub>16</sub>" wide

CB1

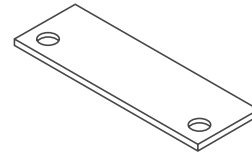


### Door Hinge Filler Plates

- Two (2) #12-24 x 1/2" F.H.M.S. included
- Sold in 25 packs only

- HF1-25PK**      • 4<sup>1</sup>/<sub>2</sub>" hinge filler for beveled edge (handed) doors  
                          • 1<sup>1</sup>/<sub>2</sub>" x 4<sup>1</sup>/<sub>2</sub>" x .134 HRPO
- HF2-25PK**      • 4<sup>1</sup>/<sub>2</sub>" hinge filler for square edge (non-handed) doors  
                          • 1<sup>3</sup>/<sub>4</sub>" x 4<sup>1</sup>/<sub>2</sub>" x .134 HRPO
- HF4-25PK**      • 5" hinge filler for beveled edge (handed) doors  
                          • 1<sup>1</sup>/<sub>2</sub>" x 5" x .146 HRPO
- HF5-25PK**      • 5" hinge filler for square edge (non-handed) doors  
                          • 1<sup>3</sup>/<sub>4</sub>" x 5" x .146 HRPO

HF1

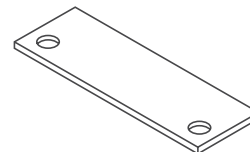


### Frame Hinge Filler Plates

- For 1<sup>3</sup>/<sub>4</sub>" rabbeted frames
- Two (2) #12-24 x 1/2" F.H.M.S.
- Sold in 25 packs only

- HF3-25PK**      • 4<sup>1</sup>/<sub>2</sub>" hinge filler for frames.  
                          • 1<sup>5</sup>/<sub>8</sub>" x 4<sup>1</sup>/<sub>2</sub>" x .134 HRPO
- HF6-25PK**      • 5" hinge filler for frames  
                          • 4<sup>5</sup>/<sub>8</sub>" x 5" x .134 HRPO

HF3




### Hole Covers

Sold in 50 packs only

- LF4-50PK**      • 2<sup>1</sup>/<sub>8</sub>" hole covers  
                          • For 160 & 161 cylinder holes  
                          • 2<sup>3</sup>/<sub>32</sub>" diameter x .049 galvanized steel

LF4



NOTE: Products shown in this section may not be drawn to scale.

AVAILABLE FINISHES FOR PRODUCTS SHOWN ON THIS PAGE (see General Information section for finish chart)  
**FHMS** (Flat-head Machine Screw) **HRPO** (Hot rolled, pickled & oiled)

**ASSA ABLOY**

The global leader in  
 door opening solutions

800-346-7707 | www.pemko.com

Check the web site for the up-to-date catalog

Copyright © 2015-2017, Pemko Manufacturing Co., an ASSA ABLOY Group company. All rights reserved.  
 Reproduction in whole or in part without the express written permission of Pemko Manufacturing Co. is prohibited.




## Reinforcements - Fillers (Cont.)

### Door Face Filler Plates

- One (1) 8-32 thru bolt included
- Sold in 25 packs only

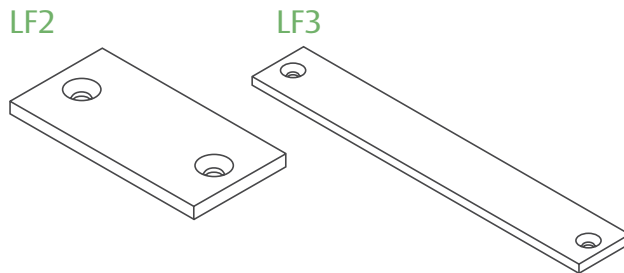
- LF1-25PK**
- 2<sup>1</sup>/<sub>8</sub>" screw-in hole cover
  - For 160 & 161 cylinder holes
  - 2<sup>5</sup>/<sub>8</sub>" diameter x .049 galvanized steel
- LF5-25PK**
- For 1<sup>1</sup>/<sub>2</sub>" cylinder holes
  - 3<sup>3</sup>/<sub>4</sub>" diameter x .049 galvanized steel



### Door Edge Filler Plates

- Sold in 25 packs only

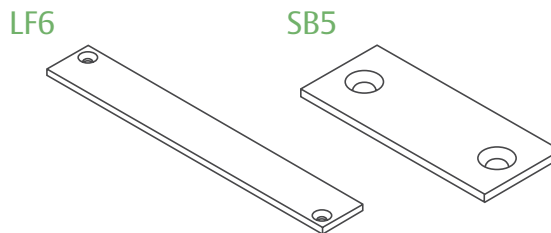
- LF2-25PK**
- For government 161 latch
  - 1<sup>1</sup>/<sub>8</sub>" x 2<sup>1</sup>/<sub>4</sub>" x .134 CRS
  - Two (2) #8-32 x 1/2" F.H.M.S. included
- LF3-25PK**
- For government 86 mortise lock face
  - 1<sup>1</sup>/<sub>4</sub>" x 8" x .187 HRPO
  - Two (2) #12-24 x 1/2" F.H.M.S. included



### Flush Bolt Filler Plates

- Sold in 25 packs only

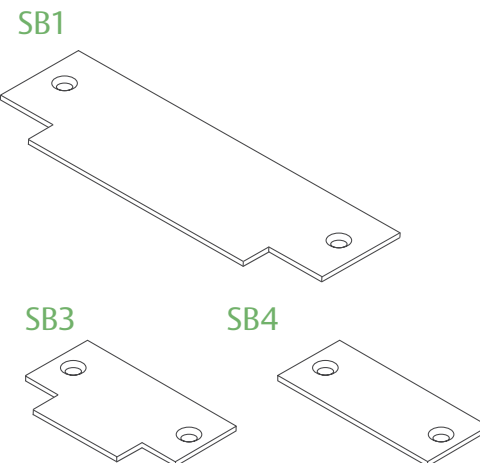
- LF6-25PK**
- Flush bolt filler
  - Two (2) #8-32 x 1/2" F.H.M.S. included
  - 1" x 6<sup>3</sup>/<sub>4</sub>" x .134 CRS
- SB5-25PK**
- Flush bolt strike filler
  - 1<sup>5</sup>/<sub>16</sub>" x 2<sup>1</sup>/<sub>4</sub>" .075 galvanized steel
  - Two (2) #8-32 x 1/2" F.H.M.S. included



### Strike Filler Plates

- Sold in 25 packs only

- SB1-25PK**
- For 4<sup>7</sup>/<sub>8</sub>" strike
  - 1<sup>1</sup>/<sub>4</sub>" x 4<sup>7</sup>/<sub>8</sub>" x .095 CRS
  - Two (2) #12-24 x 1/2" F.H.M.S. included
- SB3-25PK**
- For 2<sup>3</sup>/<sub>4</sub>" T-strike
  - 1<sup>1</sup>/<sub>8</sub>" x 2<sup>3</sup>/<sub>4</sub>" x .083 galvanized steel
  - Two (2) #8-32 x 1/2" F.H.M.S. included
- SB4-25PK**
- For Schlage B lock and other deadlock strikes
  - 1<sup>1</sup>/<sub>8</sub>" x 2<sup>3</sup>/<sub>4</sub>" x .083 galvanized steel
  - Two (2) #8-32 x 1/2" F.H.M.S. included
  - Two (2) #8-32 x 1/2" F.H.M.S. included



NOTE: Products shown in this section may not be drawn to scale.

AVAILABLE FINISHES FOR PRODUCTS SHOWN ON THIS PAGE (see General Information section for finish chart)  
 CRS (Cold Rolled Steel) FHMS (Flat-head Machine Screw) HRPO (Hot rolled, pickled & oiled)

800-346-7707 | www.pemko.com

Check the web site for the up-to-date catalog

Copyright © 2015-2017, Pemko Manufacturing Co., an ASSA ABLOY Group company. All rights reserved.  
 Reproduction in whole or in part without the express written permission of Pemko Manufacturing Co. is prohibited.

**ASSA ABLOY**

The global leader in  
 door opening solutions

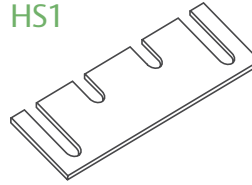
## Reinforcements - Fillers (Cont.)

### Shims

- Sold in 50 packs only.

- HS1-50PK**      • 22 gauge 4 1/2" hinge shim  
 • 1 7/16" x 4 1/2" x .028 galvanized steel
- HS2-50PK**      • 16 gauge 4 1/2" hinge shim  
 • 1 7/16" x 4 1/2" x .065 galvanized steel
- HS3-50PK**      • 22 gauge 5" hinge shim  
 • 1 7/16" x 5" x .028 galvanized steel
- HS4-50PK**      • 16 gauge 5" hinge shim  
 • 1 7/16" x 5" x .065 galvanized steel

HS1

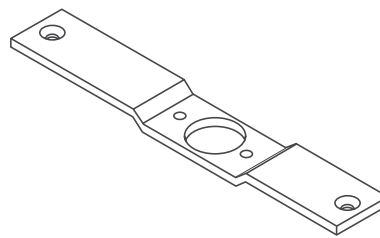


### Latch Adapters

- Mortise lock to bored latch adapter
- Sold in 25 packs only

- LA1-25PK**      • For 86 lock edge to 161 latch  
 • 161 latch position offset 3/16"  
 • HRPO  
 • Two (2) #12-24 M.S. included

LA1

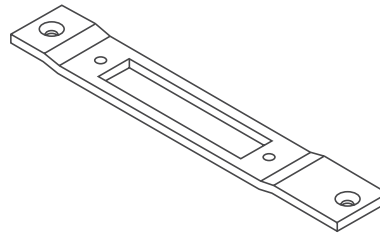


### Strike Adapters

- Mortise lock edge to 4 7/8" strike adapter
- Sold in 25 packs only

- EA1-25PK**      • For 86 lock edge to ASA strike  
 • Strike prep is offset 1/8"  
 • Inside cutout dimension is 3/4" wide x 3 1/2" long  
 • HRPO  
 • Two (2) #12-24 M.S. included

EA1



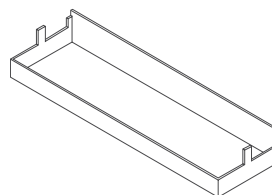
## Reinforcements - Misc.

### Mortar Box

- Hinge mortar box
- Sold in 50 packs only

- MB1-50PK**

MB1



NOTE: Products shown in this section may not be drawn to scale.

AVAILABLE FINISHES FOR PRODUCTS SHOWN ON THIS PAGE (see General Information section for finish chart)  
**HRPO** (Hot rolled, pickled & oiled) **MS** (Machine Screw)

**ASSA ABLOY**

The global leader in  
 door opening solutions

800-346-7707 | www.pemko.com  
 Check the web site for the up-to-date catalog

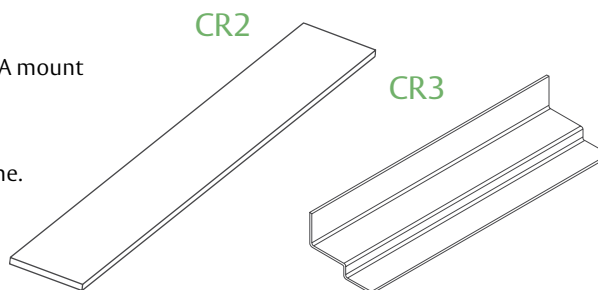
Copyright © 2015-2017, Pemko Manufacturing Co., an ASSA ABLOY Group company. All rights reserved.  
 Reproduction in whole or in part without the express written permission of Pemko Manufacturing Co. is prohibited.

## Reinforcements - Misc. (Cont.)

### Weld-In Reinforcements

- Weld-in closer reinforcement
- CR2 sold in 5 packs only
- CR3 sold in 20 packs only

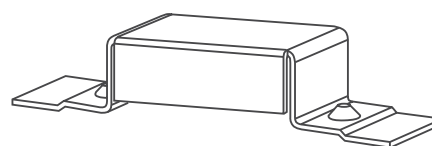
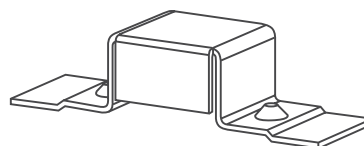
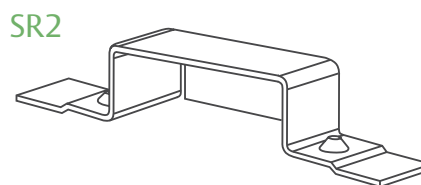
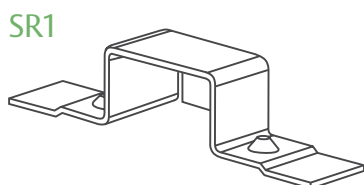
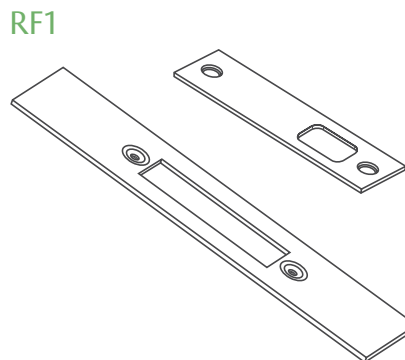
- CR2-5PK**
- 12" flat closer reinforcement for standard and PA mount closers
  - 1<sup>3</sup>/<sub>4</sub>" x 12" x .134 - 10 gauge HRPO
- CR3-20PK**
- Half sleeve closer reinforcement for 2" face frame. For 14" standard mount and PA closers
  - 14" long x .109 - 14 gauge HRPO



### Weld-in Strike Combination Reinforcement & Dust Cover/Reversible Flush Bolt Strike

- RF1 sold in 25 packs only
- SR1 and SR2 sold in 10 packs only

- RF1-25PK**
- Reversible flush bolt strike reinforcement - 7" x 1<sup>1</sup>/<sub>2</sub>" x 14 gauge
  - Includes 3<sup>3</sup>/<sub>4</sub>" x 1<sup>1</sup>/<sub>8</sub>" x 16 gauge reversible strike plate
  - Both parts CRS
- SR1-10PK**
- 2<sup>3</sup>/<sub>4</sub>" T-strike reinforcing
  - 16 gauge CRS
- SR2-10PK**
- For use with standard ASA or 4<sup>7</sup>/<sub>8</sub>" strike in frame
  - 16 gauge CRS



NOTE: Products shown in this section may not be drawn to scale.

AVAILABLE FINISHES FOR PRODUCTS SHOWN ON THIS PAGE (see General Information section for finish chart)  
 CRS (Cold Rolled Steel) HRPO (Hot rolled, pickled & oiled)

800-346-7707 | www.pemko.com

Check the web site for the up-to-date catalog

Copyright © 2015-2017, Pemko Manufacturing Co., an ASSA ABLOY Group company. All rights reserved.  
 Reproduction in whole or in part without the express written permission of Pemko Manufacturing Co. is prohibited.

**ASSA ABLOY**

The global leader in  
 door opening solutions

## Reinforcements - Misc. (Cont.)

### Hinge Reinforcements

- 1 1/4" x 9" x .187 HRPO
- Holes tapped #12-24. Fits door and frames
- Sold in 50 packs only

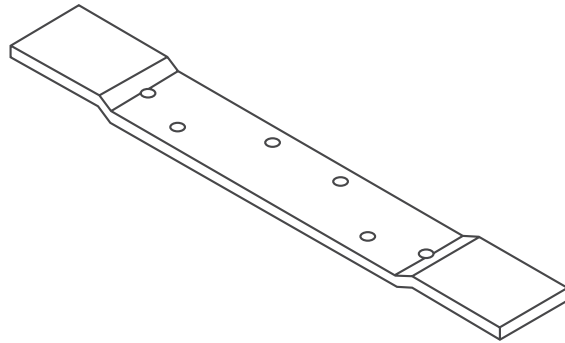
**HR1-50PK** • For 4 1/2" x .180 heavy weight hinges

**HR2-50PK** • For 4 1/2" x .134 regular weight hinges

**HR3-50PK** • For 5" x .190 heavy weight hinges

**HR4-50PK** • For 5" x .146 regular weight hinges

HR1



## Reinforcements - Tabs

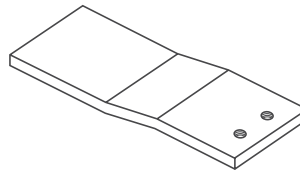
### Flush Bolt Tabs

- 1" x 2 1/2" x .109 HRPO
- Two holes tapped #8-32
- Sold in 50 packs only

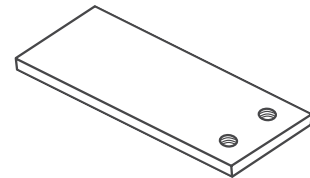
**DT4-50PK** • For doors, 1" face flush bolts - 3/32" offset

**DT5-50PK** • For doors, 1" face flush bolts - no offset

DT4



DT5

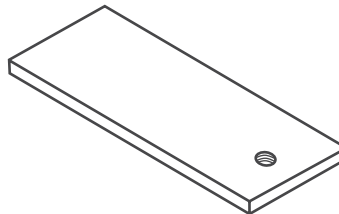


### Flush Bolt Strike Tabs

- For strike in header bars - no offset
- 1" x 1 1/2" x .109 HRPO
- Hole tapped #8-32
- Sold in 50 packs only

**FT3-50PK**

FT3



NOTE: Products shown in this section may not be drawn to scale.

AVAILABLE FINISHES FOR PRODUCTS SHOWN ON THIS PAGE (see General Information section for finish chart)  
**HRPO** (Hot rolled, pickled & oiled)

**ASSA ABLOY**

The global leader in  
 door opening solutions

800-346-7707 | www.pemko.com  
 Check the web site for the up-to-date catalog

Copyright © 2015-2017, Pemko Manufacturing Co., an ASSA ABLOY Group company. All rights reserved.  
 Reproduction in whole or in part without the express written permission of Pemko Manufacturing Co. is prohibited.

## Reinforcements - Tabs (Cont.)

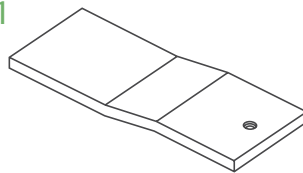
### Dead Lock/Spring Latch/Lock Strike Tabs

- 1" x 2 1/2" x .109 HRPO
- Hole tapped #8-32
- Sold in 50 packs only

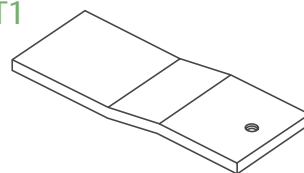
**DT1-50PK** • For 160 & 161 latch bolts - 3/32" offset

**FT1-50PK** • For 160 & 161 latch bolts - 1/16" offset

DT1



FT1



### Strike Tabs

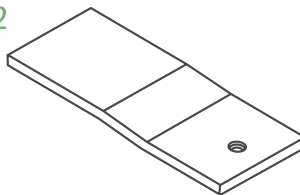
- 1" x 2 1/2" x .109 HRPO
- Hole tapped 12-24
- Sold in 50 packs only

**FT2-50PK** • For 4 7/8" ASA strikes - 1/16" offset

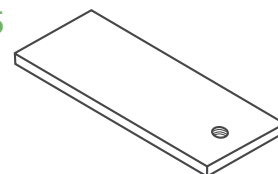
**FT4-50PK** • For Von Duprin, Folger Adams and other electric strikes - 5/16" offset

**FT5-50PK** • For strikes in frame - no offset

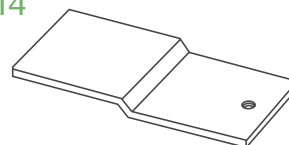
FT2



FT5



FT4

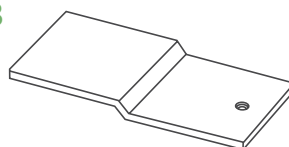


### Lock Edge Tabs

- Mortise lock tab
- 1" x 2 1/2" x .109 HRPO
- Hole tapped #12-24
- Sold in 50 packs only

**DT3-50PK** • For government 86 locks - 1/8" offset

DT3



NOTE: Products shown in this section may not be drawn to scale.

AVAILABLE FINISHES FOR PRODUCTS SHOWN ON THIS PAGE (see General Information section for finish chart)  
 HRPO (Hot rolled, pickled & oiled)

800-346-7707 | www.pemko.com

Check the web site for the up-to-date catalog

Copyright © 2015-2017, Pemko Manufacturing Co., an ASSA ABLOY Group company. All rights reserved.  
 Reproduction in whole or in part without the express written permission of Pemko Manufacturing Co. is prohibited.

**ASSA ABLOY**

The global leader in  
 door opening solutions

## Door Channels & Top Caps

### Door Channels

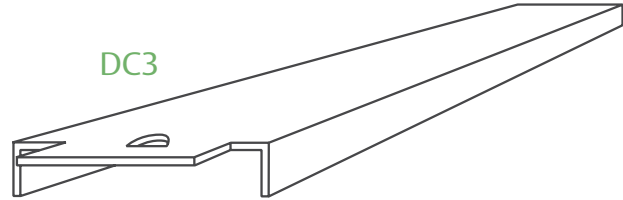
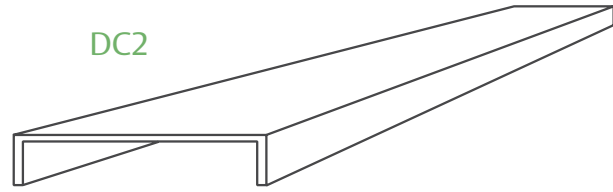
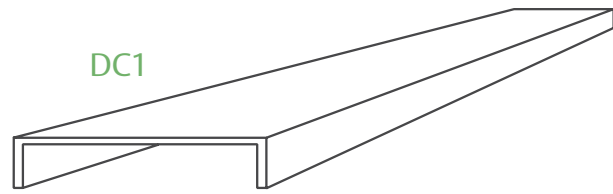
- $\frac{1}{2}$ " x  $1\frac{5}{8}$ " x  $\frac{1}{2}$ " - .049 - 18 gauge galvanized steel
- Sold in 10 packs only

**DC1-10PK** • For use when cutting doors in height and width 10'0"

**DC2-10PK** • For use when cutting doors in height and width 8'0"

**DC3-10PK**

- Door cap with flush bolt guide
- For use when cutting doors in height
- Channels are notched at each end
- 4'0"
- Specify nominal door width when ordering



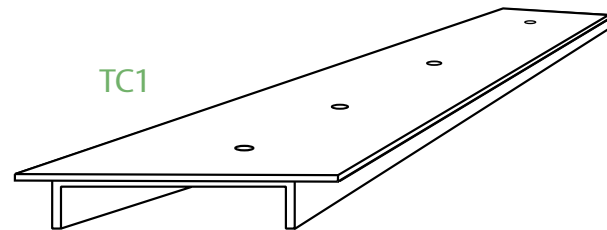
### Screw-in Flush Top Caps

- Holes are punched and countersunk
- Specify nominal door width when ordering
- $\frac{1}{2}$ " x  $1\frac{7}{16}$ " x  $\frac{1}{2}$ " .035 20 gauge galvanized steel channel
- #6 x  $1\frac{7}{8}$ " TEK Bugle head included
- Sold in 10 packs only

**TC1-10PK** • Screw in flush top cap 3'0"

**TC2-10PK** • Screw in flush top cap 3'6"

**TC3-10PK** • Screw in flush top cap 4'0"





ASSA ABLOY is the global leader in door opening solutions, dedicated to satisfying end-user needs for security, safety and convenience

**ASSA ABLOY**



Memphis, TN USA  
P: 800.824.3018  
F: 800.243.3656

Ventura, CA USA  
P: 800.283.9988  
F: 800.283.4050

Vancouver, BC Canada  
P: 877.535.7888  
F: 877.535.7444

Toronto, ON Canada  
P: 877.535.7888  
F: 877.535.7444

[www.markar.com](http://www.markar.com)  
[www.pemko.com](http://www.pemko.com)