

# Exit Devices

**PRICE LIST 67PHI**

EFFECTIVE: APRIL 2, 2018





## Contents

<b>GENERAL INFORMATION</b>		<b>TRIMS - WIDE STILE, NARROW STILE, OLYMPIAN</b>	
Terms and Conditions	4	Pull and Lever Trims	22
Quoting and Ordering	34		
Limited Warranty	6	<b>ELECTRICAL PRODUCTS</b>	
Return Authorization (RA) - Warranty	37	Door Position Monitoring Switch	26
Return Authorization (RA) - Non Warranty	38	Electric Mortise Lock	26
Fulfillment Issues	38	Exit Alarm Kits	26
How to Order/Finishes/General Information	7	Power Supplies, Control Module, Battery Backup	25
Forms	39	Power Transfers	26
Special Weights	33		
<b>2000 APEX SERIES WIDE STILE DEVICES, TRIMS &amp; OPTIONS</b>		<b>ACCESSORIES</b>	
Rim Devices	8	Dummy Touchbars, Mortise Lock, Fire Bolt Assembly, Transom Bracket, Tools, Cylinders	24
Surface Vertical Rod Devices	9		
Mortise Devices	10	<b>CONVERSION KITS</b>	
Wood Door Concealed Vertical Rod Devices	13	Cylinder Attachment Kits	32
Concealed Vertical Rod Devices	14	Cylinder Dogging Kits	28
		Electric Lock/Unlock Kits	26
		ELR Conversion Kits	25
		MLR Conversion Kit	25
		Monitoring Conversion Kits	25
		Q Option Retrofit Kits	25
		Shim Kits	28
		Trim Conversion Kits	32
<b>2000 APEX SERIES NARROW STILE DEVICES, TRIMS &amp; OPTIONS</b>		<b>COMPONENT ASSEMBLIES</b>	
Rim Devices	11	Apex Wide Stile	27
Concealed Vertical Rod Devices	12	Apex Narrow Stile	29
Decorative Levers	15	Reliant	30
		Olympian	31
<b>5000 RELIANT SERIES RELIANT DEVICES, TRIMS &amp; OPTIONS</b>		<b>MISCELLANEOUS</b>	
Rim Devices	16	Accessories	24
Surface Vertical Rod Devices	17	Cylinders	24
		Mortise Locks	24
		Mullions and Fittings	23
		Screws and Fasteners	7
		Security Screws	7
		Sex Bolts	7
		Strikes	23
<b>100, 200, 300 OLYMPIAN SERIES OLYMPIAN DEVICES, TRIMS &amp; OPTIONS</b>			
Rim Devices	18		
Surface Vertical Rod Devices	19		
Mortise Devices	20		
<b>ARM-A-DOR®</b>			
Completed Product Assemblies	21		
Optional Kits	21		
Deadbolts	21		

## TERMS AND CONDITIONS OF SALE

The terms and conditions contained herein shall govern the sale of all Best products located in the Best price catalog and/or offered for sale by BEST Access Solutions, Inc. ("Best"), except for those products as set forth under separate Best Value Added Reseller Agreements. The acceptance of any order is expressly made conditional upon your assent to these Terms and Conditions of Sale.

**PRICES:** Best reserves the right, in its sole discretion, to change or amend its price list (including, but not limited to, adding or removing Products from the price list), and standard terms and conditions of sale as contained in its catalogs, price list or published sales policies, without incurring any liability whatsoever to its Customer or others. All orders will be filled at the Best List Price in effect at the time of order placement. All prices are subject to change without notice and are not guaranteed.

**TAXES:** List prices do not include federal, state or local taxes.

**ORDERS:** No order for Products shall be deemed to have been accepted by Best until written notice of its acceptance is received by the Customer from Best via an order acknowledgement. Best reserves the right, in its sole discretion, to decline to accept any order. Purchase Orders will bind Best only to the extent accepted by Best's written confirmation or delivery.

Best will attempt to fill orders in the order in which they are received, subject to prior orders. However, Best reserves the right to allocate orders or fill an order or orders ahead of prior orders, if, in its judgment, the facts warrant such a change.

Any additional provisions in a Purchase Order, including any pre-printed terms, shall be void and not binding on Best, unless expressly accepted by Best. For greater certainty, the acceptance by Best of a Purchase Order shall not be deemed acceptance of the additional terms of such Purchase Order.

Best will accept orders via phone, email, fax or courier. Best will send out an order acknowledgement for all orders received via email, phone or fax.

NOTE: Receipt or possession of this price catalog does not grant approval to quote or purchase Best products. Please contact your Best Sales Representative for further details.

**KEYING SYSTEM ORDERS:** All orders of keying systems specifying delayed fulfillment must be fulfilled within twelve (12) months of the order date. Said request for fulfillment must include complete keying instructions for the order to be acknowledged with an estimated delivery date. Failure to properly request fulfillment of the order within twelve (12) months of the order date will make the order void and nonrefundable.

**SPECIAL ORDERS:** Any modification to a standard product configuration is considered a special order. No credits will be issued for returned special orders unless authorized by Best Customer Service.

**INCOMPLETE ORDERS:** An incomplete order is one that is not fully specified according to the appropriate nomenclature required for that product. Any incomplete order will not be entered and will be referred to the appropriate Best Sales Representative for resolution.

**SAMPLES:** Please contact your local Best Sales Representative for sample requests.

**MINIMUM CHARGE:** The expense of handling an order necessitates a minimum charge of \$50.00 net per invoice.

**CREDIT LIMITS:** Best's policy is to extend Net 30-day terms/open account combined with a credit line based on financial capacity. For all accounts Best

requires a Credit Application and Sales Tax Exempt Certificate (if applicable). Best evaluates traditional sources of credit information: D&B, trade and bank references, financial information, and business plans. The supply of credit herein shall be at the discretion of Best. If available information and/or financial circumstances will not support open accounts terms, Best offers Cash in Advance and Credit Card (MasterCard or VISA) terms. Best performs periodic reviews of credit lines and terms of payment and may request updated financial information.

Best reserves the right to withhold delivery of Product if Customer does not meet Best's credit requirements for the amount of Product ordered, or the amount of Product which remains unpaid (whether or not overdue) exceeds the limit established by Best for Customer. Customer shall provide, at Best's request, an acceptable letter of credit or guarantee or security in a form and amount determined by Best.

If Customer shall become overdue on its account or otherwise defaults in any payment to Best or if its financial condition shall at any time appear inadequate to warranty further shipment on an open account basis, Best shall have the right, without liability, to refuse to accept any or all orders, to cancel any and all orders, to delay shipments, or to require advance payment before accepting or shipping any orders. All orders and all shipments are subject to approval by the Best Credit Department.

**PAYMENT TERMS:** Best standard payment terms are 2% 15, net 30 days from date of invoice.

Effective September 28, 2014, a \$45.00 convenience fee will apply to all payments made by Credit Card towards open invoices on your account. You may choose to pay by credit card by reaching out to your Credit Analyst directly in order to process payment. You can avoid paying the \$45.00 convenience fee by enrolling and paying open invoices via Billtrust Invoice Gateway (<https://secure.billtrust.com/stanleymechnical/ig/signin>) with an ACH Payment (bank transfer from checking or savings account) free of charge. Payments by check, or money order should continue to be sent directly to the remit-to address noted on invoices.

Best shall be entitled to charge and Customer shall pay interest on overdue invoices at the rate of two percent (2%) per month calculated from the date of the invoice to the date of payment, including any attorney fees incurred by Best resulting from the collection of such overdue payment. Customer shall pay all sums owing to Best without any deduction or abatement and Customer shall have no right of set-off.

In the event that Customer disputes any portion of the payment due, Customer shall be obligated to pay the balance which is not the subject of dispute.

Without limiting any other rights it may have under these terms of sale and applicable law, all of Best's obligations under this Agreement, including obligations of supply, or any Purchase Order, can be suspended or cancelled should Customer be delinquent in making payment for previously shipped Products.

### INTERNATIONAL SALES:

International Resellers located outside of the United States of America who place orders are subject to and must pay by (1) Cash in Advance, (2) Confirmed Irrevocable Letter of Credit, (3) Standby Letter of Credit.

All international shipments shall be FCA (Incoterms 2010) from Best's facility in Indianapolis, Indiana USA. Best shall be deemed to have delivered all Products and related goods when such are put in the custody of a carrier at Best's plant or warehouse above, at which time all title and risk of loss or damage shall pass to Customer.

February 2018

## TERMS AND CONDITIONS OF SALE (continued)

**SHIPPING/FREIGHT:** All Products shall be shipped FOB Origin domestic or FCA International (INCOTERMS 2010) from Best's facility in Indianapolis, Indiana USA. Best shall be deemed to have delivered all Products and related goods when such are put in the custody of a carrier at Best's plant or warehouse above, at which time all title, risk of loss or damage shall pass to Customer. All shipments will be made in accordance with the preferred routing, carrier assignments, and operational guidelines of Best. Customer shall bear all costs of freight, insurance and associated costs and shall make all arrangements for same.

Single or combined shipments including Best lock sets, exit devices, hinges and door closers will be considered for free freight with orders at or above \$5000 net (product combination must be on same purchase order). Orders less than \$5,000 will be shipped freight prepaid with shipping cost added to the invoice, including a nominal freight charge to be determined by Best at time of shipping.

Hinge only orders will be considered for free freight with orders at or above \$750 net. Orders less than \$750 will be shipped freight prepaid with shipping cost added to the invoice, including a nominal freight charge to be determined by Best at time of shipping.

These freight terms apply only to a single destination within the contiguous United States.

Should a shipment qualify for one of Best's free freight programs, the Products shall be shipped FOB Origin domestic (with exception to prepaid freight) or FCA International (INCOTERMS 2010) (with exception to prepaid freight) from Best's facility in Indianapolis, Indiana USA.

**DELIVERY:** Orders shall be acknowledged and given a scheduled delivery date based on Orders shall be acknowledged and given a scheduled delivery date based on estimated manufacturing lead times. Manufacturing lead time will begin once all information is received to process an order. Delivery dates given by Best as part of order acknowledgment for accepted orders for Products or related goods will be honored by Best on a best effort basis. Shipping dates shown on order acknowledgments are based upon Best's estimate and cannot be guaranteed. Best will not be liable for any loss or damage resulting from delay in filling orders, including any direct or consequential loss or damage. Best reserves the right to make partial shipments unless the order specifies otherwise.

**CHANGES/CANCELLATIONS:** After orders are entered for manufacturing, changes or cancellations cannot be accepted without Best written permission, and may be subject to a change or cancellation charge equivalent to 30% of the purchase price.

Orders for special and/or custom designed goods not immediately saleable to another customer are not changeable, cancelable, or returnable.

**RETURNED GOODS:** Best Customer Service MUST authorize all returns. All goods must be returned in original packaging and be in resalable condition except for warranty returns. Use fax number 888-214-1918 for returned goods authorization only. Only goods with an invoice date of less than one (1) year will be considered for a Return Goods Authorization (RGA). All material returned to Best, regardless of the reason, must have a correct RGA number applied to the outside of the shipping carton. A restocking charge of 30% of the purchase price will be applied to the Customer's account except for warranty returns. Transportation charges of returned goods must be prepaid by Customer. All goods must be returned within sixty (60) calendar days of RGA issue date. All goods must be returned in original packaging and be in resalable condition except for warranty returns. Product not returned in salable condition or after sixty (60) days of the RGA issue date is subject to disposal by Best with no credit issued.

Best cannot authorize the return of discontinued product. Under no circumstances will special order items be accepted for return, unless covered by warranty.

**EXPORT REGULATIONS:** Customer agrees to conform to, and abide by, the export laws and regulations of the US, including, but not limited to, the Export Administration Act of 1979 as amended and its implementing regulations. Diversion contrary to US laws and regulations is prohibited.

**MASTERKEYING:** Best Masterkey Code and Masterkey Service Policy can be found at [www.bestaccess.com](http://www.bestaccess.com).

**LIMITATION OF LIABILITY:** EXCEPT AS OTHERWISE REQUIRED BY APPLICABLE LAW, BEST SHALL HAVE NO LIABILITY FOR ANY CONSEQUENTIAL, SPECIAL, INCIDENTAL, INDIRECT, EXEMPLARY, LIQUIDATED OR PUNITIVE DAMAGES, INCLUDING, WITHOUT LIMITATION, LOST PROFITS, COSTS OF DELAY, ANY FAILURE OF DELIVERY, OR BUSINESS INTERRUPTION, REGARDLESS OF WHETHER THE CLAIM GIVING RISE TO SUCH DAMAGES IS BASED UPON BREACH OF WARRANTY, BREACH OF CONTRACT, TORT (INCLUDING NEGLIGENCE OR STRICT LIABILITY), PRODUCT LIABILITY, OR OTHERWISE, EVEN IF BEST HAS BEEN ADVISED OF THE POSSIBILITY THEREOF. TO THE MAXIMUM EXTENT PERMITTED BY APPLICABLE LAW, IN NO EVENT WILL BEST'S TOTAL AGGREGATE LIABILITY TO CUSTOMER, UNDER ANY LEGAL THEORY, WHETHER IN CONTRACT, TORT (INCLUDING NEGLIGENCE OR STRICT LIABILITY), PRODUCT LIABILITY, INFRINGEMENT OF OR DAMAGE TO ANY PATENT, COPYRIGHT, TRADEMARK, OR OTHER INTELLECTUAL PROPERTY RIGHTS OF ANY PERSON OR ENTITY, OR OTHERWISE IN RELATION TO THE SALE OF BEST PRODUCTS TO CUSTOMER, EXCEED THE AGGREGATE OF THE AMOUNT PAID OR PAYABLE TO BEST BY CUSTOMER FOR THE ORDER GIVING RISE TO THE ALLEGED LIABILITY.

**LIMITED WARRANTY:** The terms and conditions outlined above are subject to Best's Limited Warranty, which is included in the Best Price Catalog and is incorporated herein by reference. Upon return of a defective product, Best shall either repair or replace the product, in its sole discretion, in accordance with our standard warranty.

EXCEPT AS SET FORTH HEREIN, BEST MAKES NO WARRANTIES, EXPRESSED OR IMPLIED, AND BUYER ACKNOWLEDGES THAT NO REPRESENTATIONS, WARRANTIES, PROMISES OR STATEMENTS HAVE BEEN MADE BY BEST, WITH RESPECT TO THIS PRODUCT, OR ANY PART OR PORTION THEREOF. IN ADDITION, BEST MAKES NO WARRANTY OF MERCHANTABILITY OR FITNESS FOR A PARTICULAR PURPOSE OF THIS PRODUCT OR ANY PART OR PORTION THEREOF, FOR ANY PURPOSE, NOR ANY WARRANTY WHICH EXTENDS BEYOND THE DESCRIPTION ON THE FACE HEREOF. BEST SHALL NOT, IN ANY EVENT, BE LIABLE FOR ANY CONSEQUENTIAL OR INCIDENTAL DAMAGES SUFFERED BY BUYER OR ANYONE CLAIMING BY, THROUGH OR UNDER BUYER, AS A RESULT OF THE CONDITION OF THIS PRODUCT, OR ANY PART OR PORTION THEREOF, AND THERE ARE NO ORAL OR WRITTEN UNDERTAKINGS OR AGREEMENTS OF ANY TYPE PROVIDED BY BEST EXCEPT AS EXPRESSLY SET FORTH HEREIN. SOME STATES DO NOT ALLOW LIMITATIONS ON HOW LONG AN IMPLIED WARRANTY LASTS OR PROHIBIT THE EXCLUSION OR LIMITATION OF INCIDENTAL OR CONSEQUENTIAL DAMAGES, SO THE ABOVE LIMITATION AND EXCLUSIONS MAY NOT APPLY IN YOUR STATE.

**GOVERNING LAW:** These Terms and Conditions of Sale and any subsequent sales agreements between Best and Customer shall be construed in accordance with the laws of the State of Indiana. The United Nations Convention on Contracts for the International Sale of Goods shall not apply to this Agreement.

February 2018



## LIMITED WARRANTY

**What is Covered:** Best Access Solutions, Inc. ("Best") warrants that all Products manufactured by Best and sold under its trade name "PRECISION HARDWARE" are free of defects in materials and workmanship as outlined below. The sole and exclusive liability of Best under this warranty is limited to the repair or replacement of any Product or component part covered by the warranty at the sole discretion of Best.

**Who is Covered:** This warranty is extended only to Seller's distributors of products and the end user who purchases products for purposes other than resale (collectively, "Purchaser").

**Hardware Warranty Period:**

- **Apex, Arm-A-Door, Reliant, Olympian Series (3, 4, 5R Exit Devices) mechanical products** shall be warranted for five (5) years from the date of sale.
- **Apex, Arm-A-Door, Reliant, Olympian Series (3, 4, 5R Exit Devices) electrical products** shall be warranted for one (1) year from the date of sale.
- **RM Mullions (811 & 822 Series)** shall be warranted for five (5) years from date of sale.
- **Finishes** shall be warranted for three (3) years from the date of sale excluding US10B/613 "Oil Rubbed Bronze" finish.

**Wi-Q™ Technology and Offline Series:**

- Best warrants that all software shall be free from defects in materials and workmanship and will function in substantial accordance to the specifications for a period of one (1) year from the date of installation.
- **Specific Limitations:** This warranty does not cover any post-sales technical support under the following circumstances:
  - Problems caused by misuse of software or hardware
  - Failure to provide a network connection or site phone line for a modem connection, if deemed necessary by Best
  - Technical support for network software products
  - Technical support for software installed on computer hardware or computer operating system that is no longer commercially available for purchase.

**Warranty Claims:** Any Products believed to be defective as covered by this warranty may not be returned without prior written Returned Materials Authorization (RMA) from Best Product Support (855) 365-2407 covering specific items and quantities within thirty (30) days from the discovery of the alleged defect(s). Best will inform the purchaser where to ship said Product(s), shipping charges prepaid by you, for examination. In the event such examination reveals a defect covered by this warranty; Best will, at its sole option, repair or replace the Product, and return it or its replacement to the purchaser, with charges only for shipping.

**Exclusions:** This warranty specifically excludes, and Best shall not be held responsible for the following:

- a) **COSTS ASSOCIATED WITH INSTALLING, REMOVING OR REINSTALLATION OF THE PRODUCT.**
- b) Damage caused by Product malfunction or failure attributable to acts of God.
- c) Improper use or installation.
- d) Poor or no maintenance.
- e) Work performed by someone other than an Authorized Best technician.
- f) Failure to follow Best's operating instructions or environmental specifications.
- g) Incorrect application, modification, vandalism, erosion or corrosion, shipping and/or handling, improper storage, accident, misuse, abuse or any other cause not within the control of Best.
- h) This warranty is void if any modification is made to the warranted product, regardless of whether the modification causes or contributes to the alleged defect. All modifications are made at the risk and expense of the party making the modifications.
- i) Best shall not be liable for any repairs, replacements, or adjustments to the product or any costs of labor performed by the Purchaser or others without Best's prior written approval.
- j) Best provides no warranty or guarantee that its cores and/or cylinders will function properly or be mechanically compatible with products not manufactured by Best.
- k) The US10B/613 finish is considered to be a living finish that will change over time with use and age and is expressly excluded from this warranty. The finish changes that occur are indicative of normal wear and tear and reflect the essence of a living finish. The finish changes are not considered manufacturing defects and are not covered by this warranty.

**Third Party Warranty:** Except as otherwise provided above, Best makes no warranty, express or implied, with regard to third party hardware or software and expressly disclaims the implied warranties or conditions of merchantability or merchantable quality, fitness for a particular purpose, title, infringement and those arising by statute or otherwise in law. Customer's sole recourse for warranty claims is with the manufacturer of the Product. However, Best agrees to pass through any third party warranty that Best receives from the manufacturer of the Products to Purchaser. The extent of any third party warranty details, terms and conditions, remedies and procedures may be expressly stated on, or packaged with, or otherwise accompanying the Products.

**LIMITATION OF WARRANTIES:** THIS WARRANTY IS GIVEN EXPRESSLY AND IN PLACE OF ALL OTHER WARRANTIES, EXPRESS OR IMPLIED, INCLUDING ANY IMPLIED WARRANTIES OF MERCHANTABILITY OR FITNESS FOR PARTICULAR PURPOSE. THERE ARE NO UNDERSTANDINGS, AGREEMENTS, REPRESENTATIONS, OR WARRANTIES NOT SPECIFIED HEREIN OTHER THAN THOSE INCLUDED IN THE CURRENT SUPPLIER AGREEMENT BY AND BETWEEN GRAINGER AND BEST.

BEST SHALL NOT, IN ANY EVENT, BE LIABLE FOR ANY CONSEQUENTIAL, INCIDENTAL, INDIRECT, SPECIAL OR PUNITIVE DAMAGES SUFFERED BY PURCHASER OR ANYONE CLAIMING BY, THROUGH OR UNDER PURCHASER, AS A RESULT OF THE CONDITION OF THIS PRODUCT, OR ANY PART OR PORTION THEREOF.

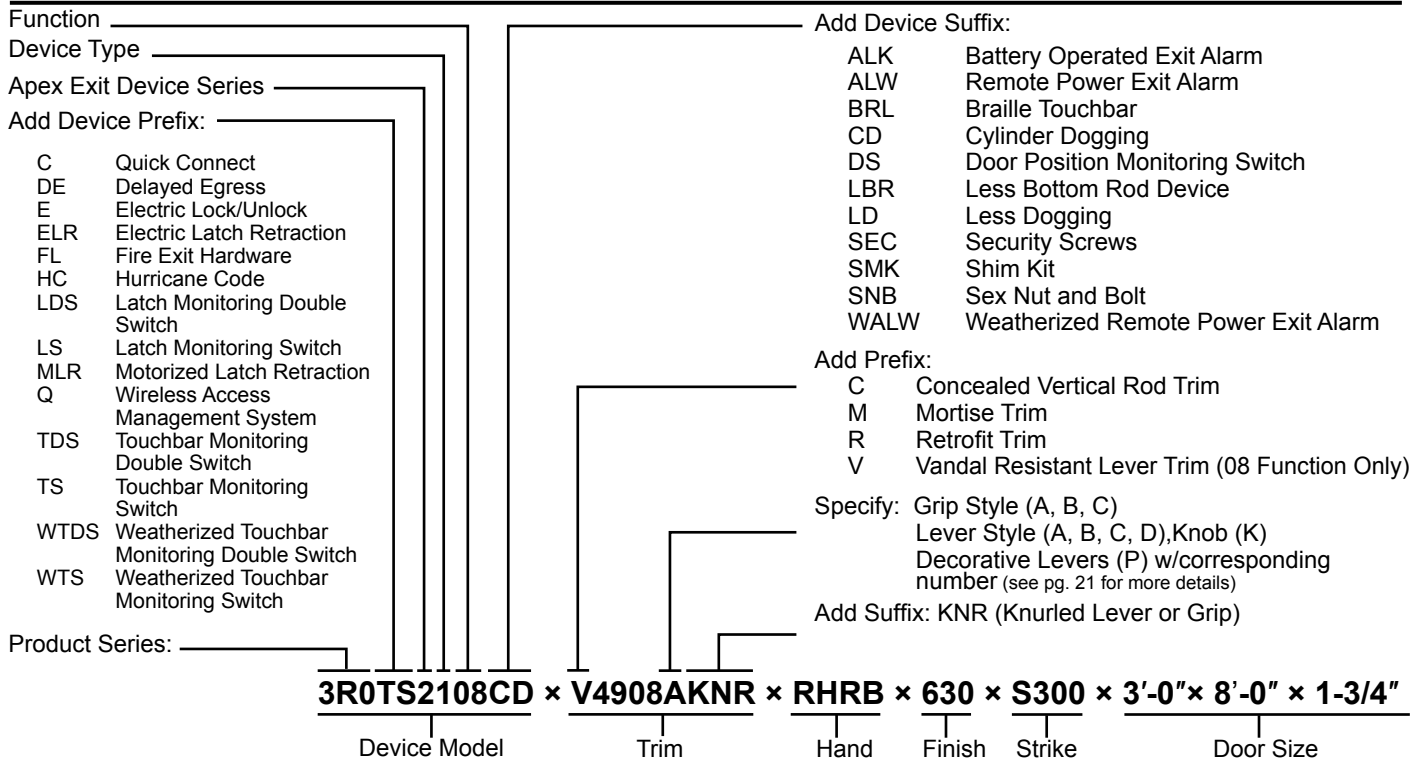
SOME STATES DO NOT ALLOW LIMITATIONS ON HOW LONG AN IMPLIED WARRANTY LASTS OR PROHIBIT THE EXCLUSION OR LIMITATION OF INCIDENTAL OR CONSEQUENTIAL DAMAGES, SO THE ABOVE LIMITATION AND EXCLUSIONS MAY NOT APPLY IN YOUR STATE.

THIS WARRANTY IS GOVERNED BY THE LAW OF THE STATE OF INDIANA WITHOUT REGARD TO ITS CONFLICTS OF LAW PRINCIPLES. BEST AND PURCHASER AGREE THAT THE UNITED NATIONS CONVENTION ON CONTRACTS FOR THE INTERNATIONAL SALE OF GOODS SHALL NOT APPLY TO SALE OF THE PRODUCTS COVERED BY THIS WARRANTY.

February 2018

## How to Order / Finishes / General Information

### HOW TO ORDER



**DEVICE ONLY:** List quantity, device model w/function, hand, finish, strike, and door size including thickness.

Note: For greater exit device mounting heights, see extended bottom rods (pages 35, 36, 37 & 38)

### FINISHES

For standard finishes in each series, see individual product pages. For other finishes, consult factory.

BHMA	US	DESCRIPTION
600*	USP	Primed for Paint
605	US3	Bright Brass, Clear Coated
606	US4	Satin Brass, Clear Coated
612	US10	Satin Bronze, Clear Coated
613	US10B	Satin Bronze, Oxidized, Oil Rubbed
622		Powder Coat Black
625	US26	Bright Chrome Plated
626W		Weatherized Satin Chrome
628	US28	Satin Aluminum, Clear Anodized
630	US32D	Satin Stainless Steel
630AM		Satin Stainless Steel with UltraShield™ Antimicrobial coating
689*	---	Aluminum Paint / Powder Coat
690		Powder Coat Dark Bronze
695*	---	Dark Bronze Paint / Powder Coat

UltraShield™ Antimicrobial finish coating option available to Apex Exit Devices & Trims. 630AM list price add \$65.00 Exit Devices, \$26.00 Trims

### SPLIT FINISHES

When split finish is specified, the finish listed first is for outside trim. To obtain proper list price, add "Device Only" price (see specific device page), to appropriate "Trim" price (pag. 29). \*Mullion finishes 689 & 695 finishes for Reliant series exit devices.

### DEVICES FOR DOOR WIDTHS

Stock Size for 3'-0" or 4'-0" wide door is available for all series of

devices. Stock Size for 2'-0" to 2'-6" wide door is also available for Apex wide stile only. At customers request, 10 or more devices of any one door width will be cut at the factory free of charge. For factory cutting of less than 10 devices of any one size, add \$24 list per device cutting charge. Factory cutting of custom sizes for Reliant series exit devices not available.

### DOOR THICKNESS

Rim and Surface Vertical Rod exit device accommodates doors ranging from 1 3/4" – 2 1/4" Mortise and Concealed Vertical Rod exit devices accommodate 1 3/4" thick doors. For applications exceeding the door thickness referenced above, please consult Product Support. Additional charges will apply.

### FASTENERS

Furnished standard with machine screws and full thread wood/sheet metal screws. Specify Sex Nuts and Bolts "SNB" where recommended or required by the door manufacturer.

### SEX NUTS & BOLTS (Not furnished standard)

**1/4-20 Thread** – When used with top & bottom surface vertical rod latches: (Part # 02399-91 x Finish).

**10-24 Thread** – When used with end cap bracket, active case and rod guides: (Part # 02408-91 x Finish). If Sex Nuts and Bolts are required, see individual device pages for quantity required and pricing. To order separately, specify "SNB" x Finish. List price \$12 each.

### SECURITY SCREWS

All exposed screws will be Torx® pin tamper resistant machine screws. Specify "SEC" Security Screws. If Security Screws are specified see individual device pages for the price.

# 2100

## 3R0 – Apex Rim – Reversible, Wide Stile



**Pull Trim:**



**Lever/Knob Trim:**



**606, 612**  
**613, 622,**  
**630, 690**      **626W**  
Weatherized      **605**  
**625**

OUTSIDE FUNCTION	DEVICE × TRIM	628	606, 612 613, 622, 630, 690	626W Weatherized	605 625
<b>PULL TRIM:</b>					
01 Exit only, cover plate	2101 × 1701	1326	1528	1672	1709
02 Exit only, dummy trim	2102 × 1702A	1479	1681	1825	1870
03 Key retracts latchbolt	2103 × 1703A				
05 Key controls thumb piece	2105 × 1705A	1583	1785	1929	1975
15 Thumb piece always active (Devices with 2000C Series Trim are the same price)	2115 × 1715A				
<b>LEVER/KNOB TRIM:</b>					
01 Exit only, cover plate	2101 × 4901	1371	1573	1717	1752
02 Exit only, dummy trim	2102 × 4902A	1677	1879	2023	2137
03 Key retracts latchbolt	2103 × 4903A				
08 Key controls lever/knob	2108 × 4908A				
08 Key controls lever	2108 × V4908A	1791	1993	2137	2253
14 Lever/knob always active	2114 × 4914A				
10 Inside key controls lever/knob Outside key retracts latchbolt	2110 × 4908A	2106	2309	2479	2595
10 Inside key controls lever/knob	2110 × 4914A				
<b>DEVICE ONLY:</b>					
01, 02, 03, 05, 08, 14, 15	21, 2101, 2102, 2103*, 2105, 2108, 2114, 2115	1220	1422	1566	1566
*2103 Device × Cylinder Only Application includes Cylinder Attachment Kit "CA-03"					
E Elec. Device	E2103 × 4908A	2350	2552	2696	2812
E Electric Lock/Unlock Outside Trim	E2103 × V4908A				
<b>FL Fire Rated Hardware Specify prefix "FL" (e.g. FL2103) Dogging option NOT available</b>					<b>Add 180.00</b>

### Options

PREFIX (ADD TO DEVICE #)	ADD	SUFFIX (ADD TO DEVICE #)	ADD
<b>C</b> Pre-Terminated Quick Connect Plug **	N/C	<b>ALK</b> Exit Alarm: battery operated kit (9V battery included)	580
<b>DE</b> Delayed Egress: REQUIRES PS161-6 Power Supply (page 31)	1618	<b>ALW</b> Exit Alarm: remote power kit (12 or 24 VDC)	580
<b>E</b> Electric Lock/Unlock with Lock/Unlock monitoring (see above)	-	<b>BRL</b> Braille Touchbar	97
<b>ELR</b> Electric Latch Retraction: REQUIRES ELR150 Series Power Supply (pg. 32)	809	<b>CD</b> Cylinder Dogging: 1-1/4" Mortise Cylinder not included	87
<b>HC</b> Hurricane Code Device	38	<b>DS</b> Door Position Monitoring Switch	121
<b>LDS</b> Latchbolt Monitoring Double Switch	280	<b>LD</b> Less Dogging	38
<b>LS</b> Latchbolt Monitoring Switch	230	<b>SEC</b> Security Screws	50
<b>MLR</b> Motorized Latch Retraction	900	<b>SNB</b> Sex Nut and Bolt (6 req'd) without Trim	72
<b>Q</b> Wireless Access Management System	489	<b>SNB</b> Sex Nut and Bolt (2 req'd) with Trim	24
<b>TDS</b> Touchbar Monitoring Double Switch	280	<b>WALW</b> Weatherized Exit Alarm: Remote power (24 VDC)	754
<b>TS</b> Touchbar Monitoring Switch	230		
<b>WTDS</b> Weatherized Touchbar Monitoring Double Switch	406		
<b>WTS</b> Weatherized Touchbar Monitoring Switch	325		

- Devices for Retrofit Applications prefix Trim with the letter "R" (e.g. R4908A).
- Devices are priced less cylinders. If cylinder is required please see cylinders on pg. 30.
- Devices for 3'-0" door are furnished standard.
- Devices for 2'-6" & 4'-0" doors are available at no extra charge.
- \*\* See Stanley Hinges & Door Accessories price book for Wire Harness product
- Warranty is voided for Non-weathered electrical options used on applications exposed to the elements

**NOTES:** • UltraShield™ Antimicrobial finish coating option available to Apex Exit Devices & Trims.  
- 630AM list price for Exit Devices      Add 65.00  
- 630AM list price for Trims      Add 26.00

**SPLIT FINISHES:** When split finish is specified, the finish listed first is for outside trim. To obtain proper list price, add "Device Only" price to appropriate "Trim" price.

**TO ORDER:**

Specify: Device No. with options × Trim × Hand × Finish × Door Width, Height and Thickness.



# 2200

## 3R0 – Apex Surface Vertical Rod – Reversible, Wide Stile



**Pull Trim:**



**Lever/Knob Trim:**



OUTSIDE FUNCTION	DEVICE × TRIM	628	606, 612 613, 622, 630, 690	626W Weatherized	605 625
<b>PULL TRIM:</b>					
01 Exit only, cover plate	2201 × 1701	1863	2076	2240	2277
02 Exit only, dummy trim	2202 × 1702A	2016	2229	2393	2438
03 Key retracts latchbolt	2203 × 1703A				
05 Key controls thumb piece	2205 × 1705A	2120	2333	2497	2543
15 Thumb piece always active (Devices with 2000C Series Trim are the same price)	2215 × 1715A				
<b>LEVER/KNOB TRIM:</b>					
01 Exit only, cover plate	2201 × 4901	1908	2121	2285	2320
02 Exit only, dummy trim	2202 × 4902A	2214	2427	2591	2705
03 Key retracts latchbolt	2203 × 4903A				
08 Key controls lever/knob	2208 × 4908A	2328	2541	2705	2821
08 Key controls lever	2208 × V4908A				
14 Lever/knob always active	2214 × 4914A				
<b>DEVICE ONLY:</b>					
01, 02, 03, 05, 08, 14, 15	22, 2201, 2202, 2203*, 2205, 2208, 2214, 2215	1757	1970	2134	2134
* 2203 Device × Cylinder Only Application includes Cylinder Attachment Kit "CA-03"					
E Elec. Device (see above)	E2203 × 4908A	3117	3330	3494	3610
<b>FL Fire Rated Hardware Specify prefix "FL" (e.g. FL2103) Dogging option NOT available</b>					<b>Add 180.00</b>

### Options

PREFIX (ADD TO DEVICE #)	ADD	SUFFIX (ADD TO DEVICE #)	ADD
<b>C</b> Pre-Terminated Quick Connect Plug **	N/C	<b>ALK</b> Exit Alarm: battery operated kit (9V battery included)	580
<b>DE</b> Delayed Egress: REQUIRES PS161-6 Power Supply (pg. 32)*	1618	<b>ALW</b> Exit Alarm: remote power kit (12 or 24 VDC)	580
<b>ELR</b> Electric Latch Retraction: REQUIRES ELR150 Series Power Supply (pg 23)	809	<b>BRL</b> Braille Touchbar	97
<b>HC</b> Hurricane Code Device	38	<b>CD</b> Cylinder Dogging: 1-1/4" Mortise Cylinder not included	87
<b>LS</b> Latchbolt Monitoring Switch	230	<b>DS</b> Door Position Monitoring Switch	121
<b>MLR</b> Motorized Latch Retraction	900	<b>LBR</b> Less Bottom Rod (no extra charge)	-
<b>Q</b> Wireless Access Management System	489	<b>LD</b> Less Dogging	38
<b>TDS</b> Touchbar Monitoring Double Switch	280	<b>SEC</b> Security Screws	50
<b>TS</b> Touchbar Monitoring Switch	230	<b>SNB</b> SNB Sex Nut and Bolt (10 req'd - not including rod guides) without Trim	120
<b>WTDS</b> Weatherized Touchbar Monitoring Double Switch	406	<b>SNB</b> SNB Sex Nut and Bolt (8 req'd - not including rod guides) LBR Device without Trim	96
<b>WTS</b> Weatherized Touchbar Monitoring Switch	325	<b>SNB</b> SNB Sex Nut and Bolt (6 req'd - not including rod guides) with Trim	72
		<b>SNB</b> SNB Sex Nut and Bolt (4 req'd - not including rod guides) LBR Device with Trim	48
		<b>TMB</b> Transom Bracket	61
		<b>WALW</b> Weatherized Exit Alarm: remote power (24 VDC)	754

- NOTES:**
- UltraShield™ Antimicrobial finish coating option available to Apex Exit Devices & Trims.
    - 630AM list price for Exit Devices Add 65.00
    - 630AM list price for Trims Add 26.00
  - Devices for Retrofit Applications prefix Trim with the letter "R" (e.g. R4908A).
  - Devices are priced less cylinders. If cylinder is required please see cylinders on pg. 30.
  - Devices for 3'-0" door are furnished standard.
  - Devices for 2'-6" & 4'-0" doors are available at no extra charge.
  - Top Rod for 7'-0" high door is furnished standard.

- Top Rod for 8'-0" to 12'-0" high door is available at no extra charge. (See catalog for fire rating).
- Warranty is voided for Non-weathered electrical options used on applications exposed to the elements
- \* Rod and Latch Guards provided by others
- \*\* See Stanley Hinges & Door Accessories price book for Wire Harness product

SPLIT FINISHES: When split finish is specified, the finish listed first is for outside trim. To obtain proper list price, add "Device Only" price to appropriate "Trim" price.

### TO ORDER:

Specify: Device No. with options × Trim × Hand × Finish × Door Width, Height and Thickness.

# 2300 3R0 – Apex Mortise - Handed, Wide Stile



**Pull Trim:**



**Lever/Knob Trim:**



**606, 612**  
**613, 622,**  
**630, 690**      **626W**  
Weatherized      **605**  
**625**

OUTSIDE FUNCTION	DEVICE × TRIM	628	606, 612 613, 622, 630, 690	626W Weatherized	605 625
<b>PULL TRIM:</b>					
01 Exit only, cover plate	2301 × 1701	1832	2047	2207	2244
02 Exit only, dummy trim	2302 × 1702A	1985	2200	2360	2405
03 Key retracts latchbolt	2303 × 1703A				
05 Key controls thumb piece	2305 × M1705A	2089	2304	2464	2510
15 Thumb piece always active (Devices with M2000C Series Trim are the same price)	2315 × M1715A				
<b>LEVER/KNOB TRIM:</b>					
01 Exit only, cover plate	2301 × 4901	1877	2092	2252	2287
02 Exit only, dummy trim	2302 × 4902A	2183	2398	2558	2672
03 Key retracts latchbolt	2303 × M4903A				
08 Key controls lever/knob	2308 × M4908A				
08 Key controls lever	2308 × VM4908A	2297	2512	2672	2788
14 Lever/knob always active	2314 × M4914A				
10 Inside key controls lever/knob Outside key retracts latchbolt	2310 × M4908A 2310 × VM4908A	2612	2828	3014	3130
10 Inside key controls lever/knob	2310 × M4914A				
<b>DEVICE ONLY:</b>					
01, 02, 03, 05, 08, 14, 15	2301, 2302, 2303*, 2305, 2308, 2314, 2315	1726	1941	2101	2101
E Elec. Device	E2303 × M4908A	2893	3108	3268	3384
E Electric Lock/Unlock Outside Trim	E2303 × VM4908A				
<b>FL Fire Rated Hardware Specify prefix "FL" (eg FL2303) Dogging option NOT available</b>					<b>Add 180.00</b>

## Options

PREFIX (ADD TO DEVICE #)	ADD	SUFFIX (ADD TO DEVICE #)	ADD
<b>C</b> Pre-Terminated Quick Connect Plug **	N/C	<b>ALK</b> Exit Alarm: battery operated kit (9V battery included)	580
<b>DE</b> Delayed Egress: REQUIRES PS161-6 Power Supply (pg. 32)	1618	<b>ALW</b> Exit Alarm: remote power kit (12 or 24 VDC)	580
<b>E</b> Electric Lock/Unlock with Lock/Unlock monitoring (see above)	-	<b>BRL</b> Braille Touchbar	97
<b>ELR</b> Electric Latch Retraction: REQUIRES ELR150 Series Power Supply (pg. 32)	809	<b>CD</b> Cylinder Dogging: 1-1/4" Mortise Cylinder not included	87
<b>HC</b> Hurricane Code Device	38	<b>DS</b> Door Position Monitoring Switch	121
<b>LS</b> Latchbolt Monitoring Switch	230	<b>LD</b> Less Dogging	38
<b>MLR</b> Motorized Latch Retraction	900	<b>SEC</b> Security Screws	50
<b>TDS</b> Touchbar Monitoring Double Switch	280	<b>SNB</b> Sex Nut and Bolt (6 req'd) without Trim	72
<b>TS</b> Touchbar Monitoring Switch	230	<b>SNB</b> Sex Nut and Bolt (2 req'd) with Trim	24
<b>WTDS</b> Weatherized Touchbar Monitoring Double Switch	406	<b>WALW</b> Weatherized Exit Alarm: remote power (24 VDC)	754
<b>WTS</b> Weatherized Touchbar Monitoring Switch	325		

**NOTES:**

- UltraShield™ Antimicrobial finish coating option available to Apex Exit Devices & Trims.
- 630AM list price for Exit Devices      Add 65.00
- 630AM list price for Trims              Add 26.00

- Devices are priced less cylinders. If cylinder is required please see cylinders on pg. 30.
- Devices for 3'-0" door are furnished standard.
- For mortise lock body ONLY see page 29.
- Warranty is voided for Non-weathered electrical options used on applications exposed to the elements
- For 2'-6" & 4'-0" doors are available at no extra charge.
- \*\* See Stanley Hinges & Door Accessories price book for Wire Harness product

**SPLIT FINISHES:** When split finish is specified, the finish listed first is for outside trim. To obtain proper list price, add "Device Only" price to appropriate "Trim" price.

**TO ORDER:**

Specify: Device No. with options × Trim × Hand × Finish × Door Width, Height and Thickness.

# 2400

## 3R0 – Apex Rim - Non Handed, Narrow Stile



**Pull Trim:**



**Lever/Knob Trim:**



OUTSIDE FUNCTION	DEVICE × TRIM	628	606, 612 613, 622, 630, 690	626W Weatherized	605 625
<b>PULL TRIM:</b>					
01 Exit only, cover plate	2401 × 2001	1482	1692	1846	1883
02 Exit only, dummy trim	2402 × 2002C	1635	1845	1999	2044
03 Key retracts latchbolt	2403 × 2003C				
<b>LEVER TRIM:</b>					
01 Exit only, cover plate	2401 × 2901	1527	1737	1891	1926
02 Exit only, dummy trim	2402 × 2902A	1833	2043	2197	2311
03 Key retracts latchbolt	2403 × 2903A				
08 Key controls lever	2408 × 2908A	1947	2157	2311	2427
14 Lever always active	2414 × 2914A				
<b>DEVICE ONLY:</b>					
01, 02, 03, 08, 14	2401, 2402, 2403*, 2408, 2414	1376	1586	1740	1740
* 2403 Device × Cylinder Only Application includes Cylinder Attachment Kit "NCA-03".					
<b>FL Fire Rated Hardware Specify prefix "FL" (eg FL2403) Dogging option NOT available</b>					<b>Add 180.00</b>

### Options

PREFIX (ADD TO DEVICE #)	ADD
<b>C</b> Pre-Terminated Quick Connect Plug **	N/C
<b>DE</b> Delayed Egress: REQUIRES PS161-6 Power Supply (pg. 32)	1618
<b>ELR</b> Electric Latch Retraction: REQUIRES ELR150 Series Power Supply (pg. 32)	809
<b>MLR</b> Motorized Latch Retraction	900
<b>TDS</b> Touchbar Monitoring Double Switch	280
<b>TS</b> Touchbar Monitoring Switch	230
<b>WTDS</b> Weatherized Touchbar Monitoring Double Switch	406
<b>WTS</b> Weatherized Touchbar Monitoring Switch	325

SUFFIX (ADD TO DEVICE #)	ADD
<b>ALK</b> Exit Alarm: battery operated kit (9V battery included)	580
<b>ALW</b> Exit Alarm: remote power kit (12 or 24 VDC)	580
<b>BRL</b> Braille Touchbar	97
<b>CD</b> Cylinder Dogging: 1-1/4" Mortise Cylinder not included	87
<b>DS</b> Door Position Monitoring Switch	121
<b>LD</b> Less Dogging	38
<b>SEC</b> Security Screws	50
<b>SNB</b> SNB Sex Nut and Bolt (4 req'd) without Trim	48
<b>SNB</b> SNB Sex Nut and Bolt (2 req'd) with Trim	24
<b>WALW</b> Weatherized Exit Alarm: remote power (24 VDC)	754

- NOTES:**
- UltraShield™ Antimicrobial finish coating option available to Apex Exit Devices & Trims.
    - 630AM list price for Exit Devices Add 65.00
    - 630AM list price for Trims Add 26.00
  - Devices are priced less cylinders. If cylinder is required please see cylinders on pg. 30.
  - Warranty is voided for Non-weathered electrical options used on applications exposed to the elements

- 2403 × 2903A Device uses Rim Cylinder, 2408 × 2908A Device uses Mortise Cylinder.
- Devices for 3'-0" door are furnished standard.
- Devices for 4'-0" doors are available at no extra charge.
- \*\* See Stanley Hinges & Door Accessories price book for Wire Harness product

**SPLIT FINISHES:** When split finish is specified, the finish listed first is for outside trim. To obtain proper list price, add "Device Only" price to appropriate "Trim" price.

**TO ORDER:** Specify: Device No. with options × Trim × Hand × Finish × Door Width, Height and Thickness.

# 2600

## 3R0 – Apex Concealed Vertical Rod - Non Handed, Narrow Stile



OUTSIDE FUNCTION	DEVICE × TRIM	628	606, 612	605
			613, 622, 630, 690	626W Weatherized
<b>LEVER TRIM:</b>				
01 Exit only, cover plate	2601 × 2901	2179	2403	2606
02 Exit only, dummy trim	2602 × 2902A	2485	2709	2991
03 Key retracts latchbolt	2603 × 2903A			
08 Key controls lever	2608 × 2908A	2599	2823	3107
14 Lever always active	2614 × 2914A			
<b>DEVICE ONLY:</b>				
01, 02, 03, 08, 14	2601, 2602, 2603*, 2608, 2614	2028	2252	2420

\*2603 Device × Cylinder Only Application includes Cylinder Attachment Kit "NCA-03"

**FL Fire Rated Hardware Specify prefix "FL" (e.g. FL2603) Dogging option NOT available Add 180.00**

### Options

PREFIX (ADD TO DEVICE #)	ADD
<b>C</b> Pre-Terminated Quick Connect Plug **	N/C
<b>DE</b> Delayed Egress: REQUIRES PS161-6 Power Supply (pg. 32)	1618
<b>ELR</b> Electric Latch Retraction: REQUIRES ELR150 Series Power Supply (pg. 32)	809
<b>MLR</b> Motorized Latch Retraction	900
<b>TDS</b> Touchbar Monitoring Double Switch	280
<b>TS</b> Touchbar Monitoring Switch	230
<b>WTDS</b> Weatherized Touchbar Monitoring Double Switch	406
<b>WTS</b> Weatherized Touchbar Monitoring Switch	325

SUFFIX (ADD TO DEVICE #)	ADD
<b>ALK</b> Exit Alarm: battery operated kit (9V battery included)	580
<b>ALW</b> Exit Alarm: remote power kit (12 or 24 VDC)	580
<b>BRL</b> Braille Touchbar	97
<b>CD</b> Cylinder Dogging: 1-1/4" Mortise Cylinder not included	87
<b>DS</b> Door Position Monitoring Switch	121
<b>LBR</b> Less Bottom Rod (no extra charge)	-
<b>LD</b> Less Dogging	38
<b>SEC</b> Security Screws	50
<b>SNB</b> SNB Sex Nut and Bolt (4 req'd) without Trim	48
<b>SNB</b> SNB Sex Nut and Bolt (2 req'd) with Trim	24
<b>WALW</b> Weatherized Exit Alarm: remote power (24 VDC)	754

- NOTES:**
- UltraShield™ Antimicrobial finish coating option available to Apex Exit Devices & Trims.
    - 630AM list price for Exit Devices Add 65.00
    - 630AM list price for Trims Add 26.00
  - Devices are priced less cylinders. If cylinder is required please see cylinders on pg. 30.
  - 2603 × 2903A Device uses Rim Cylinder, 2608 × 2908A Device uses Mortise Cylinder.
  - Warranty is voided for Non-weathered electrical options used on applications exposed to the elements
  - Devices for 3'-0" door are furnished standard.

- Devices for 2'-6" & 4'-0" doors are available at no extra charge.
  - Top Rod for 6'-8" to 8'-0" high door is furnished standard.
  - Top Rod for 8'-0" to 10'-0" high door is available at no extra charge. (See catalog for fire rating).
- \*\* See Stanley Hinges & Door Accessories price book for Wire Harness product

**SPLIT FINISHES:** When split finish is specified, the finish listed first is for outside trim. To obtain proper list price, add "Device Only" price to appropriate "Trim" price.

**TO ORDER:** Specify: Device No. with options × Trim × Hand × Finish × Door Width, Height and Thickness.

# 2700

## 3R0 – Apex Wood Door Concealed Vertical Rod - Reversible, Wide Stile



**Pull Trim:**



**Lever/Knob Trim:**



OUTSIDE FUNCTION	DEVICE × TRIM	628	606, 612 613, 622, 630, 690	626W Weatherized	605 625
<b>PULL TRIM:</b>					
01 Exit only, cover plate	2701 × 1701	2280	2504	2682	2719
02 Exit only, dummy trim	2702 × 1702A	2433	2657	2835	2880
03 Key retracts latchbolt	2703 × 1703A				
05 Key controls thumb piece	2705 × 1705A	2537	2761	2939	2985
15 Thumb piece always active	2715 × 1715A				
<b>LEVER/KNOB TRIM:</b>					
01 Exit only, cover plate	2701 × 4901	2325	2549	2727	2762
02 Exit only, dummy trim	2702 × 4902A	2631	2855	3033	3147
03 Key retracts latchbolt	2703 × 4903A				
08 Key controls lever/knob	2708 × 4908A				
08 Key controls lever	2708 × V4908A	2745	2969	3147	3263
14 Lever/knob always active	2714 × 4914A				
<b>DEVICE ONLY:</b>					
01, 02, 03, 05, 08, 14, 15	2701, 2702, 2705, 2708, 2714, 2715	2174	2398	2576	2576
E Elec. Device	E2703 × 4908A	3534	3758	3936	4052
E Electric Lock/Unlock Outside Trim	E2703 × V4908A				

**FL Fire Rated Hardware Specify prefix "FL" (e.g. FL2703) Dogging option NOT available Add 180.00**

### Options

PREFIX (ADD TO DEVICE #)	ADD
<b>C</b> Pre-Terminated Quick Connect Plug **	N/C
<b>DE</b> Delayed Egress: REQUIRES PS161-6 Power Supply (pg. 32)	1618
<b>ELR</b> Electric Latch Retraction: REQUIRES ELR150 Series Power Supply (pg. 32)	809
<b>LS</b> Latchbolt Monitoring Switch	230
<b>MLR</b> Motorized Latch Retraction	900
<b>Q</b> Wireless Access Management System	489
<b>TDS</b> Touchbar Monitoring Double Switch	280
<b>TS</b> Touchbar Monitoring Switch	230
<b>WTDS</b> Weatherized Touchbar Monitoring Double Switch	406
<b>WTS</b> Weatherized Touchbar Monitoring Switch	325

SUFFIX (ADD TO DEVICE #)	ADD
<b>ALK</b> Exit Alarm: battery operated kit (9V battery included)	580
<b>ALW</b> Exit Alarm: remote power kit (12 or 24 VDC)	580
<b>BRL</b> Braille Touchbar	97
<b>CD</b> Cylinder Dogging: 1-1/4" Mortise Cylinder not included	87
<b>DS</b> Door Position Monitoring Switch	121
<b>LBR</b> Less Bottom Rod (no extra charge)	-
<b>LD</b> Less Dogging	38
<b>SEC</b> Security Screws	50
<b>SNB</b> SNB Sex Nut and Bolt (6 req'd) without Trim	72
<b>SNB</b> SNB Sex Nut and Bolt (2 req'd) with Trim	24
<b>WALW</b> Weatherized Exit Alarm: remote power (24 VDC)	754

- NOTES:**
- UltraShield™ Antimicrobial finish coating option available to Apex Exit Devices & Trims.
    - 630AM list price for Exit Devices Add 65.00
    - 630AM list price for Trims Add 26.00
  - Devices for Retrofit Applications prefix Trim with the letter "R" (e.g. R4908A).
  - Devices are priced less cylinders. If cylinder is required please see cylinders on page 30.

- Devices for 3'-0" door are furnished standard.
- Devices for 2'-6" & 4'-0" doors are available at no extra charge.
- Top Rod for 6'-8" to 8'-0" high door is furnished standard.
- Top Rod for 8'-1" to 10'-0" high door is available at no extra charge. (See catalog for fire rating).
- Warranty is voided for Non-weathered electrical options used on applications exposed to the elements
- \*\* See Stanley Hinges & Door Accessories price book for Wire Harness product

**SPLIT FINISHES:** When split finish is specified, the finish listed first is for outside trim. To obtain proper list price, add "Device Only" price to appropriate "Trim" price.

**TO ORDER:** Specify: Device No. with options × Trim × Hand × Finish × Door Width, Height and Thickness.

# 2800

## 3R0 – Apex Concealed Vertical Rod - Reversible, Wide Stile



**Pull Trim:**



**Lever/Knob Trim:**



**Cast Plate:**



**606, 612**  
**613, 622,**  
**630, 690**     **626W**  
Weatherized     **605**  
**625**

OUTSIDE FUNCTION	DEVICE × TRIM	628	606, 612 613, 622, 630, 690	626W Weatherized	605 625
<b>PULL TRIM:</b>					
01 Exit only, cover plate	2801 × 1701	2017	2237	2405	2442
02 Exit only, dummy trim	2802 × C1702A	2170	2390	2558	2603
03 Key retracts latchbolt	2803 × C1703A				
05 Key controls thumb piece	2805 × C1705A	2274	2494	2662	2708
15 Thumb piece always active	2815 × C1715A				
<b>LEVER/KNOB TRIM:</b>					
01 Exit only, cover plate	2801 × 4901	2062	2282	2450	2485
02 Exit only, dummy trim	2802 × 4902A	2368	2588	2756	2870
03 Key retracts latchbolt	2803 × 4903A				
08 Key controls lever/knob	2808 × 4908A				
08 Key controls lever	2808 × V4908A	2482	2702	2870	2986
14 Lever/knob always active	2814 × 4914A				
<b>CAST PLATE:</b>					
03 Key Retracts Latch Bolt (pull by others)	2803 × C03	2102	2322	2490	2490
<b>DEVICE ONLY:</b>					
01, 02, 03, 05, 08, 14, 15	2801,2802,2803*, 2805, 2808, 2814, 2810	1911	2131	2299	2299
*2803 Device x Cylinder Only Application requires C03 Trim, see page 22					
E Elec. Device	E2803 x 4908A	3271	3491	3659	3775
Electric Lock/Unlock Outside Trim	E2803 x V4908A				

**FL Fire Rated Hardware Specify prefix "FL" (e.g. FL2803) Dogging option NOT available**     **Add 180.00**

### Options

PREFIX (ADD TO DEVICE #)	ADD	SUFFIX (ADD TO DEVICE #)	ADD
<b>C</b> Pre-Terminated Quick Connect Plug **	N/C	<b>ALK</b> Exit Alarm: battery operated kit (9V battery included)	580
<b>DE</b> Delayed Egress: REQUIRES PS161-6 Power Supply (pg. 32)	1618	<b>ALW</b> Exit Alarm: remote power kit (12 or 24 VDC)	580
<b>ELR</b> Electric Latch Retraction: REQUIRES ELR150 Series Power Supply (pg. 32)	809	<b>BRL</b> Braille Touchbar	97
<b>HC</b> Hurricane Code Device	38	<b>CD</b> Cylinder Dogging: 1-1/4" Mortise Cylinder not included	87
<b>LS</b> Latchbolt Monitoring Switch	230	<b>DS</b> Door Position Monitoring Switch	121
<b>MLR</b> Motorized Latch Retraction	900	<b>LBR</b> Less Bottom Rod (no extra charge)	-
<b>TDS</b> Touchbar Monitoring Double Switch	280	<b>LD</b> Less Dogging	38
<b>TS</b> Touchbar Monitoring Switch	230	<b>SEC</b> Security Screws	50
<b>WTDS</b> Weatherized Touchbar Monitoring Double Switch	406	<b>SNB</b> SNB Sex Nut and Bolt (6 req'd) without Trim	72
<b>WTS</b> Weatherized Touchbar Monitoring Switch	325	<b>SNB</b> SNB Sex Nut and Bolt (2 req'd) with Trim	24
		<b>WALW</b> Weatherized Exit Alarm: remote power (24 VDC)	754

- NOTES:**
- UltraShield™ Antimicrobial finish coating option available to Apex Exit Devices & Trims.
    - 630AM list price for Exit Devices     Add 65.00
    - 630AM list price for Trims     Add 26.00
  - Devices are priced less cylinders. If cylinder is required please see cylinders on pg. 30.
  - Devices for 3'-0" door are furnished standard.

- Devices for 2'-6" & 4'-0" doors are available at no extra charge.
- Top Rod for 6'-8" to 8'-0" high door is furnished standard.
- Top Rod for 8'-1" to 10'-0" high door is available at no extra charge. (See catalog for fire rating).
- Warranty is voided for Non-weathered electrical options used on applications exposed to the elements
- \*\* See Stanley Hinges & Door Accessories price book for Wire Harness product

**SPLIT FINISHES:** When split finish is specified, the finish listed first is for outside trim. To obtain proper list price, add "Device Only" price to appropriate "Trim" price.

**TO ORDER:**












Specify: Device No. with options × Trim × Hand × Finish × Door Width, Height and Thickness.

# 2900/4900 Series Trims

## Decorative Levers list price

**\$101 PER TRIM (ONE LEVER)**

UltraShield™

LEVER STYLES	LIST PRICE ADD	LEVER STYLES	LIST PRICE ADD
 <b>12</b>	101	 <b>65</b>	101
 <b>17</b>	101	 <b>69</b>	101
 <b>51</b>	101	 <b>75</b>	101
 <b>52</b>	101	 <b>79</b>	101
 <b>60</b>	101	 <b>89</b>	101
 <b>62</b>	101		

92 Lever option also available

**TO ORDER:**

Specify: Device No. with options x Trim x Hand x Finish x Door Width, Height and Thickness.





PRECISION

# 5100

## 4R0 – Reliant Rim - Non Handed



Plate



Pull Trim



Lever Trim



OUTSIDE FUNCTION	DEVICE × TRIM	689 695	TRIM ONLY	689 695
<b>PLATE:</b>				
01 Exit only, cover plate	5101 × 501	522	501	51
<b>PULL TRIM:</b>				
02 Exit only, dummy trim	5102 × 602	539	602	68
03 Key retracts latchbolt	5103 × 603		603	
02 Exit only, dummy trim	5102 × 702A	590	702A	119
03 Key retracts latchbolt	5103 × 703A		703A	
<b>LEVER TRIM:</b>				
08 Key controls lever	5108 × 808A	737	808A	266
14 Lever always active	5114 × 814A		814A	
<b>DEVICE ONLY:</b>				
01, 02, 03, 08, 14	5101, 5102, 5103*, 5108, 5114	471	-	-
*5103 Device × Cylinder Only Application includes Cylinder Attachment Kit "CA-03"				
<b>FL Fire Rated Hardware Specify prefix "FL" (e.g. FL5103) Dogging option NOT available</b>				<b>Add 180.00</b>

### Options

PREFIX (ADD TO DEVICE #)	ADD
TDS Touchbar Monitoring Double Switch	280
TS Touchbar Monitoring Switch	230
WTDS WeatherizedTouchbar Monitoring Double Switch	406
WTS Weatherized Touchbar MonitoringSwitch	325

SUFFIX (ADD TO DEVICE #)	ADD
ALK Exit Alarm: battery operated kit (9V battery included)	580
ALW Exit Alarm: remote power kit (12 or 24 VDC)	580
CD Cylinder Dogging: 1-1/4" Mortise Cylinder not included	87
LD Less Dogging	38
SNB • SNB Sex Nut and Bolt (4 req'd) without Trim	48
SNB • SNB Sex Nut and Bolt (2 req'd) with Trim	24
WALW Weatherized Exit Alarm: remote power (12 or 24 VDC)	754

- NOTES:**
- Devices are priced less cylinders. If cylinder is required please see cylinders on pg. 30.
  - Devices for 3'-0" door are furnished standard.
  - Warranty is voided for Non-weathered electrical options used on applications exposed to the elements

- Weatherized Exit Alarm: remote power (24 VDC)
- Devices for 4'-0" doors are available at no extra change.
- 603 and 703 Trims use a Rim Cylinder, 808A Trims use a Mortise Cylinder.
- Factory cutting of custom sizes for Reliant series exit devices not available.

**TO ORDER:**

- Factory cutting of custom sizes for Reliant series exit devices not available.



# 5200 4R0 – Reliant Surface Vertical Rod - Reversible



**Plate**



**Pull Trim**



**Lever Trim**



OUTSIDE FUNCTION	DEVICE × TRIM	689 695	TRIM ONLY	689 695
<b>PLATE:</b>				
01 Exit only, cover plate	5201 × 501	861	501	51
<b>PULL TRIM:</b>				
02 Exit only, dummy trim	5202 × 602	878	602	68
03 Key retracts latchbolt	5203 × 603		603	
02 Exit only, dummy trim	5202 × 702A	929	702A	119
03 Key retracts latchbolt	5203 × 703A		703A	
<b>LEVER TRIM:</b>				
08 Key controls lever	5208 × 808A	1,076	808A	266
14 Lever always active	5214 × 814A		814A	
<b>DEVICE ONLY:</b>				
01, 02, 03, 08, 14	5201, 5202, 5203*, 5208, 5214	810	-	-
*5203 Device × Cylinder Only Application includes Cylinder Attachment Kit "CA-03"				
<b>FL Fire Rated Hardware Specify prefix "FL" (e.g. FL5103) Dogging option NOT available</b>				<b>Add 180.00</b>

## Options

PREFIX (ADD TO DEVICE #)	ADD
TDS Touchbar Monitoring Double Switch	280
TS Touchbar Monitoring Switch	230
WTDS Weatherized Touchbar Monitoring Double Switch	406
WTS Weatherized Touchbar Monitoring Switch	325

SUFFIX (ADD TO DEVICE #)	ADD
ALK Exit Alarm: battery operated kit (9V battery included)	580
ALW Exit Alarm: remote power kit (12 or 24 VDC)	580
CD Cylinder Dogging: 1-1/4" Mortise Cylinder not included	87
LBR Less Bottom Rod (no extra charge)	0
LD Less Dogging	38
SNB • SNB Sex Nut and Bolt (8 req'd - not including rod guides) without Trim	96
SNB • SNB Sex Nut and Bolt (6 req'd - not including rod guides) LBR Device w/o Trim.	72
SNB • SNB Sex Nut and Bolt (6 req'd - not including rod guides) with Trim	72
SNB • SNB Sex Nut and Bolt (4 req'd - not including rod guides) LBR Device with Trim	48
WALW Weatherized Exit Alarm: remote power (24 VDC)	754

- NOTES:**
- Devices are priced less cylinders. If cylinder is required please see cylinders on pg. 30.
  - Devices for 3'-0" door are furnished standard.
  - Devices for 4'-0" doors are available at no extra charge.
  - 603 and 703 Trims use a Rim Cylinder, 808A Trims use a Mortise Cylinder
  - Top Rod for 7'-0" high door is furnished standard.
  - Top Rod for 8'-0" to 10'-0" high door is available at no extra charge. (See catalog for fire rating).
  - Factory cutting of custom sizes for Reliant series exit devices not available.
  - Warranty is voided for Non-weathered electrical options used on applications exposed to the elements

**TO ORDER:**

- Factory cutting of custom sizes for Reliant series exit devices not available.

# 100

## 5R0 – Olympian Rim - 100 Handed, R100 Reversible, Crossbar



**Pull Trim:**



**Lever/Knob Trim:**



**OUTSIDE FUNCTION**

**DEVICE × TRIM**

**606, 612  
613, 630**

**605  
625**

<b>PULL TRIM:</b>			
01	Exit only, cover plate	101, R101 × 1701	1560 1747
02	Exit only, dummy trim	102, R102 × 1702A	1713 1908
03	Key retracts latchbolt	103, R103 × 1703A	
05	Key controls thumb piece	105, R105 × Y1705A	1817 2013
15	Thumb piece always active (Devices with 2000C Series Trim are the same price)	115, R115 × Y1715A	
<b>LEVER/KNOB TRIM:</b>			
01	Exit only, cover plate	101, R101 × 4901	1605 1790
02	Exit only, dummy trim	102, R102 × 4902A	1911 2175
03	Key retracts latchbolt	103, R103 × 4903A	
08	Key controls lever/knob	108, R108 × Y4908A	
08	Key controls lever	108, R108 × VY4908A	2025 2291
14	Lever/knob always active	114, R114 × Y4914A	
<b>DEVICE ONLY:</b>			
01, 02, 03, 05, 08, 14, 15		101, R101, 102, R102, 103*, R103*, 105, R105, 108, R108, 114, R114, 115, R115	1454 1604

\*103 or R103 Device × Cylinder Only Application includes Cylinder Attachment Kit "CA-03"

<b>FL</b> Fire Rated Hardware Specify prefix "FL" (e.g. FL103) Dogging option NOT available	<b>Add 180.00</b>
---	-------------------

### Options

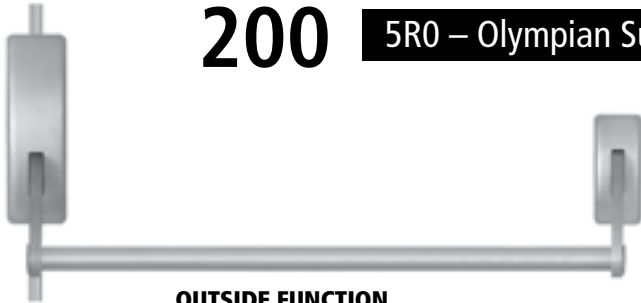
<b>SUFFIX (ADD TO DEVICE #)</b>	<b>ADD</b>
<b>CBR</b> Reinforced Crossbar	55
<b>LD</b> Less Dogging	38
<b>SEC</b> Security Screws (crossbar arm screws are hex socket head)	50
<b>SNB</b> • SNB Sex Nut and Bolt (8 req'd) without Trim	96
<b>SNB</b> • SNB Sex Nut and Bolt (4 req'd) with Trim	48

- NOTES:**
- Devices are priced less cylinders. If cylinder is required please see cylinders on pg. 30.
  - Devices for 3'-0" door are furnished standard.
  - Devices for 4'-0" doors are available at no extra charge.
  - Trim No. with prefix "Y" is for Olympian Device only.

**SPLIT FINISHES:** When split finish is specified, the finish listed first is for outside trim. To obtain proper list price, add "Device Only" price to appropriate "Trim" price.

**TO ORDER:** Specify: Device No. with options × Trim × Hand × Finish × Door Width, Height and Thickness.

# 200 5R0 – Olympian Surface Vertical Rod - Non Handed, Crossbar



**Pull Trim:**



**Lever/Knob Trim:**



**OUTSIDE FUNCTION**

**PULL TRIM:**

DEVICE × TRIM	606, 612 613, 630	605 625	
01 Exit only, cover plate	201 × 1701	2131	2333
02 Exit only, dummy trim	202 × 1702A	2284	2494
03 Key retracts latchbolt	203 × 1703A		
05 Key controls thumb piece	205 × Y1705A	2388	2599
15 Thumb piece always active (Devices with 2000C Series Trim are the same price)	215 × Y1715A		

**LEVER/KNOB TRIM:**

01 Exit only, cover plate	201 × 4901	2176	2376
02 Exit only, dummy trim	202 × 4902A	2482	2761
03 Key retracts latchbolt	203 × 4903A		
08 Key controls lever/knob	208 × Y4908A		
08 Key controls lever	208 × VY4908A	2596	2877
14 Lever/knob always active	214 × Y4914A		

**DEVICE ONLY:**

01, 02, 03, 05, 08, 14, 15	201, 202, 203*, 205, 208, 214, 215	2025	2190
----------------------------	---------------------------------------	------	------

\*203 Device × Cylinder Only Application includes Cylinder Attachment Kit "CA-03"

**FL Fire Rated Hardware Specify prefix "FL" (e.g. FL203) Dogging option NOT available Add 180.00**

## Options

SUFFIX (ADD TO DEVICE #)	ADD
<b>CBR</b> Reinforced Crossbar	55
<b>LBR</b> Less Bottom Rod (no extra charge)	-
<b>LD</b> Less Dogging	38
<b>SEC</b> Security Screws (crossbar arm screws are hex socket head)	50
<b>SNB</b> • SNB Sex Nut and Bolt (12 req'd - not including rod guides) without Trim	144
<b>SNB</b> • SNB Sex Nut and Bolt (10 req'd - not including rod guides) LBR Device without Trim	120
<b>SNB</b> • SNB Sex Nut and Bolt (8 req'd - not including rod guides) with Trim	96
<b>SNB</b> • SNB Sex Nut and Bolt (6 req'd - not including rod guides) LBR Device with Trim	72
<b>TMB</b> Transom Bracket	61


- NOTES:**
- Devices are priced less cylinders. If cylinder is required please see cylinders on pg. 30.
  - Devices for 3'-0" door are furnished standard.
  - Devices for 4'-0" doors are available at no extra charge.
  - Top Rod for 7'-0" high door is furnished standard.
  - Top Rod for 8'-0" to 12'-0" high door is available at no extra charge. (See catalog for fire rating).
  - Trim No. with prefix "Y" is for Olympian Device only.

**SPLIT FINISHES:** When split finish is specified, the finish listed first is for outside trim. To obtain proper list price, add "Device Only" price to appropriate "Trim" price.

**TO ORDER:**

Specify: Device No. with options × Trim × Hand × Finish × Door Width, Height and Thickness.

# 300 5R0 – Olympian Mortise - Handed, Crossbar



**Pull Trim:**



**Lever/Knob Trim:**



**OUTSIDE FUNCTION**

**DEVICE × TRIM**

**606, 612  
613, 630**

**605  
625**

<b>PULL TRIM:</b>				
01	Exit only, cover plate	301 × 1701	2100	2303
02	Exit only, dummy trim	302 × 1702A	2253	2464
03	Key retracts latchbolt	303 × 1703A		
05	Key controls thumb piece	305 × M1705A	2357	2569
15	Thumb piece always active	315 × M1715A		
(Devices with M2000C Series Trim are the same price)				
<b>LEVER/KNOB TRIM:</b>				
01	Exit only, cover plate	301 × 4901	2145	2346
02	Exit only, dummy trim	302 × 4902A	2451	2731
03	Key retracts latchbolt	303 × M4903A		
08	Key controls lever/knob	308 × M4908A		
08	Key controls lever	308 × VM4908A	2565	2847
14	Lever/knob always active	314 × M4914A		
<b>DEVICE ONLY:</b>				
01, 02, 03, 05, 08, 14, 15		301, 302, 303, 305, 308, 314, 315	1994	2160
<b>FL Fire Rated Hardware Specify prefix "FL" (eg FL203) Dogging option NOT available</b>				<b>Add 180.00</b>

## Options

<b>SUFFIX (ADD TO DEVICE #)</b>	<b>ADD</b>
<b>CBR</b> Reinforced Crossbar	55
<b>LD</b> Less Dogging	38
<b>SEC</b> Security Screws (crossbar arm screws are hex socket head)	50
<b>SNB</b> • SNB Sex Nut and Bolt (8 req'd) without Trim	96
<b>SNB</b> • SNB Sex Nut and Bolt (4 req'd) with Trim	48

- NOTES:**
- Devices are priced less cylinders. If cylinder is required please see cylinders on pg. 30.
  - Devices for 3'-0" door are furnished standard

- Devices for 4'-0" doors are available at no extra charge
- For mortise lock body ONLY see pg. 30.

**SPLIT FINISHES:** When split finish is specified, the finish listed first is for outside trim. To obtain proper list price, add "Device Only" price to appropriate "Trim" price.

**TO ORDER:**

Specify: Device No with options × Trim × Hand × Finish × Door Width, Height and Thickness



**7R0 – Arm-A-Dor® – Security Exit Hardware**

**COMPLETE PRODUCT ASSEMBLIES**

PRODUCT NUMBER	DESCRIPTION	ALARM	FITS DOOR WIDTHS	FITS JAMBS UP TO	US28/628
A101-001	Automatic Relock	No	3' TO 4'	6 3/4"	1285
A101-002	Automatic Relock	Yes*	3' TO 4'	6 3/4"	1434
A101-012	Automatic Relock	No	3' ONLY	5 1/4" - 5 3/4"	1133
A101-013	Automatic Relock	Yes*	3' ONLY	5 1/4" - 5 3/4"	1285
A101-014	Automatic Relock	No	4' ONLY	5 1/4" - 5 3/4"	1238
A101-015	Automatic Relock	Yes*	4' ONLY	5 1/4" - 5 3/4"	1388
A102-001	Manual Relock	No	3' TO 4'	6 3/4"	1238
A102-002	Manual Relock	Yes*	3' TO 4'	6 3/4"	1388
A101-F01	Automatic-Fire Rated	No	3' TO 4'	6 3/4"	1434
A101-F02	Automatic-Fire Rated	Yes*	3' TO 4'	6 3/4"	1583

\* ALARM MODELS A101-002, A101-013, and A101-F02 require two 9 volt batteries (INCLUDED) and a Standard 1-1/8" mortise cylinder (NOT INCLUDED)

**OPTIONAL KITS: (A/C ADAPTER, ALARM, DOUBLE DOOR, LOW PROFILE)**

KIT NUMBER	DESCRIPTION	
A103-002	Switch - For wiring to existing system (one individual kit)	67
A103-003	Alarm Sub - Assembly	586
A104-001	Low Profile Installation Kit - For door jambs greater than 6 3/4"	175
A106-001	Standard Double Door Kit - For all models	262
A106-002	Low Profile Installation Kit - For jamb depths greater than 6 3/4"	280
A107-001	A/C Adapter Kit - For plug in battery back-up	298
A107-002	A/C Adapter Hard Wire Kit - Wiring to electrical system w/battery back-up	412
DROP SHIP	Drop Ship Fee For Items Shipped Under \$300	67




**DEADBOLTS (REQUIRED) FOR DOUBLE DOOR APPLICATIONS:**

MODEL	DESCRIPTION	
1881-003	Sliding Deadbolt w/Padlock locking Hasp & Strike	187
1883-003	Sliding Deadbolt Keylocking with Strike	214

- NOTES:**
- Prepaid Freight on all shipments of 30 or more units.
  - Express Program (ship within 48 hours) available for up to 10 units for extra 20% limited to models A101-002, 101-013, A101-015.

**TO ORDER:** \_\_\_\_\_  
Specify: 7R-A101-001 × US28/628.

**Trim - Apex Wide & Narrow Stile, Olympian**



TRIM NUMBER	606, 612, 613, 622, 630, 690	605, 625
1701, R1701, 2001 (cover plate)	106	143
1702A, R1702A, 1703A, R1703A, C1702A, C1703A, 2002C, 2003C	259	304
1705A, R1705A, 1715A, R1715A, C1705A, C1715A, Y1705A, Y1715A, M1705A, M1715A, RM1705A, RM1715A, 2005C, 2015C, Y2005C, Y2015C, M2005C, M2015C	363	409

TRIM NUMBER	606, 612, 613, 622, 630, 690	605, 625
4901, R4901, 2901 (cover plate)	151	186
4902A, R4902A, 4903A, R4903A, M4903A, RM4903A, 2902A, 2903A	457	571
4908A, R4908A, 4914A, R4914A, Y4908A, Y4914A, M4908A, M4914A, RM4908A, RM4914A, 2908A, 2914A	571	687
V4908A, RV4908A, VM4908A, VY4908A, RVM4908A	571	687

• 630 Trim furnished for 628 Devices. Grip Style "A" and "B" are furnished 626 for 630 Trim.

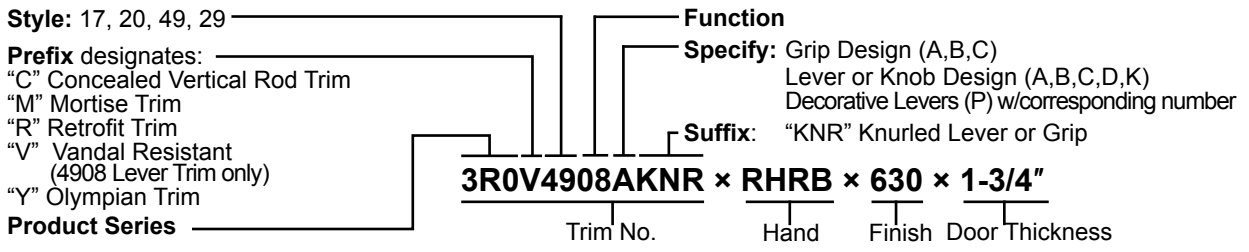
- Lever Trims are shipped handed. Specify Hand.
- 626 Trim is furnished for 628, 626W and 630 Devices.
- 2900 Series Trims are available for Apex Narrow Stile only.
- Knurled Knob/Lever, Grip "KNR" add \$87.00

**C03**  
Cast Plate  
"Pull by others"



- Specify No. C03 Cylinder Attachment Trim for 2803 Device when Pull by Others is specified.
- Available in 605, 606, 612, 613, 625 and 626 finishes.
- Add \$191.00 to the price of the device.

**How to Order:**



- NOTES:**
- UltraShield™ Antimicrobial finish coating option available to Apex Trims. - 630AM list price for Trims
  - For pricing on trims for the 5100 and 5200 series devices, see pages 22 and 23.
  - Devices are priced less cylinders. If cylinder is required please see cylinders on pg. 29.
  - Trims with "M" prefix require 1-1/4" Mortise Type Cylinder on page 30.
  - 2900 Series T rim - Rim Type Cylinder for "03" function and Mortise Type Cylinder for "08" function, not furnished standard. Use 1-1/4" long standard Mortise Cylinder. Specify when required.
  - All other Trims require Rim Type Cylinder.
  - Trim No. with prefix "Y" is for Olympian Device only.
  - No extra charge for different Lever or Grip styles. A Lever/Grip Standard.

## Mullions and Strikes

DESCRIPTION	PRODUCT NO.	PRIMER 600	ALUMINUM 689 OR DARK BRONZE 695
<b>Complete Mullion Assemblies</b>			
<b>REMOVABLE MULLION - 2" x 2" x 8'-0"</b>			
Standard	811	494	583
<b>REMOVABLE MULLION - 2" x 3" x 8'-0"</b>			
Standard	822	630	718
Fire Labeled (Includes Stabilizers)	FL822	809	898
Hurricane Code	HC822	898	986
Fire Labeled Hurricane Code	FLC822	1079	1166
<b>KEY REMOVABLE MULLION - 2" x 3" x 8'-0"</b>			
Standard	KR822	1079	1211
Fire Labeled (Includes Stabilizers)	FLKR822	1298	1390
Hurricane Code	HCKR822	1390	1482
Fire Labeled Hurricane Code (Includes Stabilizers)	FLHCKR822	1515	1571
<ul style="list-style-type: none"> <li>• For greater heights add \$19 for each additional 12" or less</li> <li>• Above Mullion Prices include Top and Bottom Fittings.</li> </ul>			
Note: MCS822 mullion cap spacer available as suffix option for 822 series mullions (e.g. 822MCS x 600 x 8').			
Fire Labeled (FL) and Hurricane Code (HC) mullions 8'0" high maximum			
* For individual kit see 822 mullion accessories below.			
<b>INDIVIDUAL MULLION FITTINGS</b>			
Mullion Cap	MC811	101	117
Bottom Fitting-fl at sill	MB811	73	95
Mullion Cap	MC822	165	181
Bottom Fitting-fl at sill	MB822	134	156
<b>KEY REMOVABLE MULLION CAP KIT</b>			
Mullion Cap Assembly	KMC822	494	516
Fire Labeled Mullion Cap Assembly	KMC822F	713	695
<b>822 MULLION ACCESSORIES</b>			
*Mullion Cap Spacer	MCS822	71	86
Stabilizers (2 per mullion) - Dull Black	ST989	80 (Dull Black)	
Interlock - Dull Black	S1447	61 (Dull Black)	
DESCRIPTION SERIES	STRIKE NO.	DULL BLACK	605, 606, 612 613, 625, 626W, 630
<b>STRIKES - RIM DEVICES</b>			
Standard	2100, 5100, 100, R100, FL2100, FL5100, FL100, FR100	S300	67
	2400, FL2400-Pair of Doors with Mullion		-
	2400, FL2400-Single Door (Roller Strike)	S988	84
Optional	2100, 2400, 5100, 100, R100, FL2100, FL2400, FL5100, FL100, FLR100 (Roller Strike)	S301	84
	2100, 2400, 5100, 100, R100, FL2100, FL2400, FL5100, FL100, FLR100 (Roller Strike)	S458	84
	2100, 5100, 100, R100 (Roller Strike)	S988	84
	2100 x 2200, 5100 x 5200, 100 x 200	S459	46
			-
<b>STRIKES - VERTICAL ROD DEVICES</b>			
Top Strike	2200, FL2200, 5200, FL5200, 200, FL200	S300	67
Optional	2200, FL2200, 5200, FL5200, 200, FL200	S301	84
Bottom Strike	2200, FL2200, 5200, FL5200, 200, FL200	S460	55
<b>STRIKES - MORTISE DEVICES</b>			
Standard	Std Curved Lip Single Door ANSI (handed)	S982	-
	Flat 7/8" Lip ANSI (handed)	S983	67
Optional	Open Back ANSI (handed)	S984	125
	Open Back 8" x 1-1/4" (handed)	S985	133
<b>STRIKES - CONCEALED VERTICAL ROD DEVICES</b>			
Top Strike	2700, FL2700, 2800, FL2800, 2600, FL2600	S519	67
Bottom Strike	2700, FL2700, 2800, FL2800, 2600, FL2600	S460	55



## Accessories

SERIES	DESCRIPTION	PRODUCT NO.	628	606, 612	626W
				613, 622, 630, 690	605, 625
<b>RIGID DUMMY TOUCHBAR</b>					
Apex	Wide Stile Rigid Narrow Stile Rigid	671DR-3, 671DR-4 N673DR-3, N673DR-4	640	808	934

<b>ACTIVE DUMMY TOUCHBAR WITH MICRO SWITCH</b>					
Apex	Wide Stile Active Narrow Stile Active	TS672DA-3, TS672DA-4 TSN674DA-3, TSN674DA-4	1086	1101	1233

<b>OPTIONS FOR ACTIVE DUMMY TOUCHBAR</b>					
ALK	Exit Alarm: battery operated kit (9V battery included)				580
ALW	Exit Alarm: remote power kit (12 or 24 VDC)				580
CD	Cylinder Dogging: 1-1/4" Mortise Cylinder not included				87
DS	Door Position Monitoring Switch				121
TDS	Touchbar Monitoring Double Switch				280

SERIES	DESCRIPTION	PRODUCT NO.	ALL FINISHES
<b>MORTISE LOCK - HANDED</b>			
Apex & Olympian	Functions 01, 02, 03	M303, M303F	630
	Functions 05, 08, 14, 15	M308, M308F	
	Functions 10	M310, M310F	

- For Electric Mortise Lock see page 32.
- 1-1/4" mortise cylinder not included. If cylinder is required please see cylinders below.
- Lock front furnished beveled.
- Available in 605, 606, 612, 613, 625, 630 Finishes.
- When ordering specify: model no., hand and finish.  
(e.g. M303 x RHRB x 630)

SERIES	DESCRIPTION	PRODUCT NO.
<b>FIRE BOLT ASSEMBLY</b>		
Apex & Olympian	Fire Bolt Assembly	FB277

<b>TRANSOM BRACKET</b>		
Apex & Olympian	Transom Bracket	TMB453 (Use Strike No. S300, see pg. 31)

<b>TOOLS</b>		
All Devices	7/32" Dogging Key	DK220
	5/32" Hex Wrench*	HW996
* Hex Wrench for crossbar plugs and mortise active case.		

<b>CYLINDERS</b>		
Rim Cylinder	IE72	See BEST Price Book for more detail
Mortise Cylinder	IE74 C4	See BEST Price Book for more detail

Note: Rim and mortise cylinders ( housings ) as well as interchangeable cores are available from our BEST product line. Please ask your local Best Access Solutions sales representative about the many options available to fit your specific requirements including patented keying systems such as BEST CORMAX™.



## Electrical Products

DESCRIPTION	PRODUCT NO	LIST PRICE	
<b>POWER SUPPLY - SERIES ELR150 (REQUIRED FOR ELR DEVICES)</b>			
Power Supply including (1) control module for (1) device	ELR151	671	
Power Supply including (2) control modules for (2) devices	ELR152	918	
Power Supply including (3) control modules for (3) devices	ELR153	1167	
Power Supply including (4) control modules for (4) devices	ELR154	1415	
Power Supply, no control modules	ELR150	426	
<b>CONTROL MODULE</b>			
Control Module card (on/off adjustable Time Delay standard)	CM150-08	249	
<b>BATTERY BACK-UP</b>			
Battery back-up card (batteries not included)	BT150-07	457	
<b>POWER SUPPLY - SERIES PS160-6 (REQUIRED FOR DE DEVICES)</b>			
Power Supply (6 amp) operates up to (4) DE Devices (wire run permitting)	PS161-6	697	
<b>POWER SUPPLY - SERIES RPSMLR (RPSMLR MODELS CAN POWER UP TO (2) TWO MLR EXIT DEVICES)</b>			
Small enclosure, no battery storage	RPSMLR2	450	
Large enclosure for battery storage (Batteries not included)	RPSMLR2BB	530	
<b>CONVERSION KITS</b>		<b>PRODUCT NO</b>	
<b>ELECTRIC LATCH RETRACTION *</b>			
For 3'-0", 4'-0" Apex Wide Stile Device	ELRK-3, ELRK-4, ELRKF-3, ELRKF-4	842	
For 3'-0", 4'-0" Apex Narrow Stile Device	NELRK-3, NELRK-4, NELRKF-3, NELRKF-4	842	
<ul style="list-style-type: none"> <li>• ELR Conversion Kits are ONLY available for Apex 2000 Series Devices.</li> <li>* Requires PHI ELR150 Power Supply (see above).</li> </ul>			
<b>MOTORIZED LATCH RETRACTION</b>			
Motorized Latch Retraction Retrofit Kit	RPMLR-K	900	
NOTE: When RPMLR-K is ordered for existing exit devices using Hex or Cylinder Dogging, it is recommended to include a blank hinge filler. See PRECISION Apex 2000 illustrated parts catalog <a href="http://www.precisionhardware.com">www.precisionhardware.com</a>			
<b>MONITORING</b>			
All Apex Devices	Touchbar Monitoring Switch	TSK309	230
All Apex Devices	Touchbar Monitoring Double Switch	TDSK310	280
Apex Wide Rim Device Only	Latchbolt Monitoring Switch	LSRK298	230
Apex Wide Rim Device Only	Latchbolt Monitoring Double Switch	LDSRK299	280
Apex Wide SVR or CVR Devices Only	Latchbolt Monitoring Switch	LSVK910	230
<b>Q OPTION RETROFIT KITS</b>			
Wireless Access Management System			
	QSRK5267 – 2103 Rim		
	QSVK5268 – 2203, 2703 Surface and Concealed Vertical Rod	508	
	Surface and Concealed Vertical Rod		
NOTE: For additional product details see Apex 2000 series catalog section.			
<ul style="list-style-type: none"> <li>• Latchbolt Monitoring for Apex Mortise Devices, specify LSM303 or LSM308 Electric Mortise Lock, see pg. 32.</li> </ul>			
<b>ELECTRIC RIM DEVICE</b>			
2103, FL2103 Rim Devices	Electric Lock/Unlock Outside Trim	E2103K	559

## Electrical Products - (continued)

DESCRIPTION	PRODUCT NO.	ALL FINISHES
<b>ELECTRIC MORTISE LOCK</b>		
Latchbolt monitoring, "03" Function	LSM303, LSM303F	840
Latchbolt monitoring, "08" Function	LSM308, LSM308F	
Electric lock/unlock with switch to monitor outside trim (locked/unlocked)	EM303, EM303F	1173
Electric lock/unlock with switches to monitor the outside trim (locked or unlocked) and to monitor the latchbolt	LSEM303, LSEM303F	1226

### NOTES:

- Fail Secure "FSE" is furnished standard. When Fail Safe is required specify "FS".
- Electric lock/unlock option specify 24V.
- Price does not include 1-1/4" mortise cylinder. If cylinder is required please see cylinders on pg. 30.
- Lock front furnished beveled.
- When ordering specify: model no., voltage (24V), Fail Safe/Fail Secure, hand and finish.  
(e.g. EM303 × 24V × FS × RHRB × 630)

DEVICE SERIES	DESCRIPTION	DEVICE SIZE	KIT NO.	ALL FINISHES
<b>EXIT ALARM KIT</b>				
Apex Wide Stile .	Battery Operated*	3'-0"	ALK-3	580
		4'-0"	ALK-4	
	Remote Power	3'-0"	ALW-3	
		4'-0"	ALW-4	
Apex Narrow Stile	Battery Operated*	3'-0"	NALK-3	580
		4'-0"	NALK-4	
	Remote Power	3'-0"	NALW-3	
		4'-0"	NALW-4	
Reliant**	Battery Operated*	3'-0"	RALK-3	528
		4'-0"	RALK-4	
	Remote Power	3'-0"	RALW-3	
		4'-0"	RALW-4	

### Notes:

- WH495 Wiring Harness - Required for Remote Arming/Disarming the Alarm. 38
- Narrow and Wide Stile, kits are available in 605, 606, 612, 613, 625, 628, 630 Finishes.
- To order specify Kit No. and Finish (e.g. ALK-3 × 630).
- \* For Battery operated kits a 9 Volt Battery is included.
- \*\* Reliant Series, kits are available in 689 or 695 Finishes.

DEVICE SERIES	DESCRIPTION	DEVICE SIZE	KIT NO.	ALL FINISHES
<b>DOOR POSITION MONITORING SWITCH*</b>				
Apex Wide Stile	Door Position Switch Kit	All	DS880	121
Apex Narrow Stile	Door Position Switch Kit	All	NDS986	

\* Kit includes Endcap and Endcap Mounting Bracket, specify finish.

DESCRIPTION	PRODUCT NO.	ALL FINISHES
<b>POWER TRANSFER</b>		
Conc Power Transfer - accepts 5/16" wire bundle - max. 120° degree swing	EPT-5	218
Door Loop - Armored Flex Conduit (less wires) 18" long - max. 120° degree swing	EPT-2	64
Electric Power Transfer	EPT-12C	492

## Apex Component Assemblies - Wide Stile

DESCRIPTION	FUNCTION/ DEVICE TYPE	ASSEMBLY NO.	STEEL PLATED	628	606, 612, 613, 622, 630, 690	626W 605 625
<b>ACTIVE CASE (INCLUDES LOCK SIDE FILLER)</b>						
Rim - Reversible	01, 02, 03 05, 08, 14, 15	A2103 A2108	–	557	555	591
Rim - Reversible (Fire Rated)	01, 02, 03 05, 08, 14, 15	A2103F A2108F	–	695	692	736
Surface Vertical Rod - Reversible	01, 02, 03 05, 08, 14, 15	A2203, A2203F A2208, A2208F				
Mortise - Reversible	01, 02, 03, 05 08, 14, 15	A2303 A2303F	–	557	555	591
Concealed Vertical Rod (metal) - Reversible	01, 02, 03 05, 08, 14, 15	A2803, A2803F A2808, A2808F				
Concealed Vertical Rod (wood) - Reversible	01, 02, 03 05, 08, 14, 15	A2703, A2703F A2708, A2708F				
<b>TOP LATCH</b>						
Surface Vertical Rod (630 furnished for 628, includes Latch Cover)	2200, FL2200	TL22, TL22F	–	–	330	374
Concealed Vertical Rod (metal, includes Top Latch & Rod Assembly)	2800, FL2800	TL28-8, TL28-10, TL28F-8, TL28F-10	224	–	–	–
Concealed Vertical Rod (wood, includes Top Latch & Rod Assembly)	2700, FL2700	TL27-8, TL27-10, TL27F-8	344	–	–	–
<b>BOTTOM LATCH</b>						
Surface Vertical Rod (630 furnished for 628, includes Latch Cover)	2200, FL2200	BL22, BL22F	–	–	292	335
Concealed Vertical Rod (metal, includes Top Latch & Rod Assembly)	2800, FL2800	BL28, BL28F	159	–	–	–
Concealed Vertical Rod (wood, includes Top Latch & Rod Assembly)	2700, FL2700	BL27, BL27F	267	–	–	–
<b>COVERS</b>						
<b>ACTIVE CASE</b>						
Rim	2100, FL2100	AC21				
Rim "10" Function - Handed	2110, FL2110	AC2110				
Surface Vertical Rod	2200, FL2200	AC22				
Mortise	2300, FL2300	AC23	–	112	159	208
Mortise "10" Function - Handed	2310, FL2310	AC2310				
Concealed Vertical Rod	2700, FL2700, 2800, FL2800	AC23				
<b>SVR LATCH CASE</b>						
(Top or Bottom) (630 furnished for 628)	2200, FL2200	LC22	–	–	142	173

Notes:

- Assembly Nos. with Suffix "F" designate Assemblies for Fire Exit Hardware.
- Specify Hand for all reversible Active Case Assemblies.

## Apex Component Assemblies - Wide Stile

DESCRIPTION	FUNCTION/ DEVICE TYPE	ASSEMBLY NO.	STEEL PLATED	628	606, 612, 613, 622, 630, 690	626W 605 625
<b>TOUCHBAR COMPONENTS</b>						
Touchbar Assembly (less active case, end cap & brkt.)	All Devices	TBA-3, FLTBA-3, TBA-4, FLTBA-4, TBA-26, FLTBA-26	-	834	964	1,075
<b>DEVICE ENDCAP</b>						
Endcap	All Devices	EC992	-	-	74	98
Mounting Bracket	All Devices	MB305	51	-	-	-
<b>CENTER CHASSIS</b>						
Concealed Vertical Rod (metal)	2800, FL2800	CCH344	334	-	-	-
<b>TOP ROD</b>						
Surface Vertical Rod (Includes Rod Pin, Clip & Rod Guide) (630 furnished for 626 and 628) (12'-0" is not available on Fire Rated Devices)	7'-0" 8'-0" 1 0'-0" 12'-0"	TR1854 TR1855 TR1857 TR5197	-	-	85	112
Concealed Vertical Rod (metal)	6'-8" to 8'-0" 8'-1" to 10'-0"	TR551 TR552	123	-	-	-
Concealed Vertical Rod (wood)	6'-8" to 8'-0" 8'-1" to 10'-0"	TR554 TR555	203	-	-	-
<b>BOTTOM ROD</b>						
Surface Vertical Rod (Includes Rod Pin, Clip & Rod Guide) (630 furnished for 626 and 628)	All Devices	BR1859	-	-	85	112
Concealed Vertical Rod (metal) (Includes Bottom bolt)	All Devices	BR553	123	-	-	-
Concealed Vertical Rod (wood) (Includes Bottom bolt)	All Devices	BR556	203	-	-	-
<b>EXTENDED BOTTOM ROD</b>						
Surface Vertical Rod	All Devices	BR5247-09	-	-	142	173
Concealed Vertical Rod (metal) (Bottom bolt NOT included)	All Devices	BR5244-09	103	-	-	-
Concealed Vertical Rod (wood) (Bottom bolt NOT included)	All Devices	BR5246-09	103	-	-	-
<b>ROD GUIDE, PIN &amp; CLIP</b>						
Surface Vertical Rod	2200, FL2200	RG124	-	-	44	45
<b>CYLINDER DOGGING KIT</b>						
Cylinder Dogging Kit (1-1/4" Mortise Cylinder not included, see pg. 30)	All Devices	CDK-3, CDK-4	-	154	154	159
<b>DOUBLE CYLINDER KIT - "10" FUNCTION - HANDED</b>						
(Cylinders not included, see pg. 30)						
Rim Device (Includes locking/cylinder assy., cylinder collar and active case cover)		RDC-10	-	427	475	550
Mortise Device (Includes M310 Mortise Lock, extension assy., cylinder bracket/collar and active case cover)		MDC-10	-	1,057	1,105	1,180
<b>SHIM KIT</b>						
One set of 1/8" shims	All Devices	SMK994	61	-	-	-
<b>BACK PLATE</b>						
Access Control Trim Center Driven Cam	All Devices	BP21	59	-	-	-
Note: Converts 2101, 2102, 2103, 2108 to 21 Center driven cam exit device						

## Apex Component Assemblies - Narrow Stile

DESCRIPTION	FUNCTION/ DEVICE TYPE	ASSEMBLY NO.	STEEL PLATED	628	606, 612, 613, 622, 630, 690	626W 605, 625
<b>ACTIVE CASE (INCLUDES LOCK SIDE FILLER)</b>						
Rim - Non Handed	All Functions	A24	-	614	611	610
		A24F	-	750	748	794
Concealed Vertical Rod (metal) - Non Handed	All Functions	A26, A26F	-	614	611	652
<b>COVER</b>						
<b>ACTIVE CASE</b>						
Rim	2400, FL2400	AC24	-	112	159	208
Concealed Vertical Rod	2600, FL2600	AC26				
<b>TOUCHBAR COMPONENTS</b>						
Touchbar Assembly (less active case, end cap & bracket)	All Devices	NTBA-3, FLNTBA-3, NTBA-4, FLNTBA-4		835	972	1,075
<b>DEVICE ENDCAP</b>						
Endcap	All Devices	NEC993	-	-	74	98
Mounting Bracket	All Devices	NMB591	51	-	-	-
<b>CENTER CHASSIS</b>						
Concealed Vertical Rod (metal)	2600, FL2600	CCH343	362	-	-	-
<b>TOP LATCH</b>						
Concealed Vertical Rod (metal, includes Top Latch & Rod Assembly)	2600 FL2600	TL28-8, TL28-10 TL28F-8, TL28F-10	224	-	-	-
<b>BOTTOM LATCH</b>						
Concealed Vertical Rod (metal, includes Bottom Bolt & Rod Assembly)	2600 FL2600	BL28 BL28F	159	-	-	-
<b>TOP ROD</b>						
Concealed Vertical Rod (metal)	6'-8" to 8'-0" 8'-1" to 10'-0"	TR551 TR552	123	-	-	-
<b>BOTTOM ROD</b>						
Concealed Vertical Rod (metal) (Includes Bottom Bolt)	All Devices	BR553	123	-	-	-
<b>EXTENDED BOTTOM ROD</b>						
Concealed Vertical Rod (metal) (Bottom bolt NOT included)	All Devices	BR5244-09	103	-	-	-
<b>CYLINDER DOGGING KIT</b>						
Narrow Cylinder Dogging Kit (1-1/4" Mortise Cylinder Not Included, see pg.30)	All Devices	NCDK-3, NCDK-4	-	154	154	159
<b>SHIM KIT</b>						
Kit consists of: one set of 1/8" shims	All Devices	NSMK995 (Dull Black)	61	-	-	-

**Notes:**

- Assembly Nos. with Suffix "F" designate Assemblies for Fire Exit Hardware.



## Reliant Component Assemblies

DESCRIPTION	DEVICE TYPE	ASSEMBLY NO.	STEEL PLATED	689, 695	BLACK
<b>COVERS</b>					
<b>ACTIVE CASE</b>					
Rim	5100, FL5100	AC5100	-	-	80
Surface Vertical Rod	5200, FL5200	AC5200	-	-	59
SVR Latch Case (Top or Bottom)	5200, FL5200	LC5200	-	-	59
<b>DEVICE ENDCAP</b>					
Endcap	All Devices	REC999	50	-	34
Mounting Bracket	All Devices	MB305	-	-	-
<b>TOP LATCH</b>					
Surface Vertical Rod (Includes Latch Cover)	5200, FL5200	TL52, TL52F	-	-	223
<b>BOTTOM LATCH</b>					
Surface Vertical Rod (Includes Latch Cover)	5200, FL5200	BL52, BL52F	-	-	187
<b>TOP ROD</b>					
Surface Vertical Rod (Includes Rod Pin, Clip & Rod Guide)	7'-0"	RTR1860	-	61	-
	8'-0"	RTR1861	-	-	-
	10'-0"	RTR1863	-	-	-
<b>BOTTOM ROD</b>					
Surface Vertical Rod (metal) (Includes Rod Pin, Clip & Rod Guide)	All Devices	RBR1864	-	61	-
<b>EXTENDED BOTTOM ROD</b>					
Surface Vertical Rod	All Devices	BR5248-09	-	102	-
<b>ROD GUIDE, PIN &amp; CLIP</b>					
Surface Vertical Rod	5200, FL5200	RRG123	-	-	34
<b>CYLINDER DOGGING KIT</b>					
Reliant Cylinder Dogging Kit (1-1/4" Mortise Cylinder Not Included)		RCDK-3, RCDK-4	-	123	-

**Notes:**

- Assembly Nos. with Suffix "F" designate Assemblies for Fire Exit Hardware.
- Top and Bottom Latch assemblies are priced with covers, deduct cover price if not required.

## Olympian Component Assemblies - Crossbar

DESCRIPTION	FUNCTION/ DEVICE	ASSEMBLY NO	606, 612 613, 630	605 625
<b>ACTIVE CASE</b>				
Rim - Handed	01, 02, 03 05, 08, 14, 15	A103 A108	777	868
Rim - Reversible	01, 02, 03 05, 08, 14, 15	AR103 AR108	777	868
Rim - Handed	01, 02, 03 05, 08, 14, 15	A103F A108F	916	1,009
Rim - Reversible	01, 02, 03 05, 08, 14, 15	AR103F AR108F	916	1,009
Surface Vertical Rod - Reversible	01, 02, 03 05, 08, 14, 15	A203, A203F A208, A208F	777	868
Mortise - Handed	All Functions	A303, A303F	777	868
<b>INACTIVE CASE</b>				
All - Reversible	All Devices	B123, B123F	560	645
<b>TOP LATCH</b>				
Surface Vertical Rod	200 FL200	TL22 TL22F	330	374
<b>BOTTOM LATCH</b>				
Surface Vertical Rod	200 FL200	BL22 BL22F	292	335
<b>COVERS</b>				
<b>ACTIVE CASE</b>				
Rim - Handed	100, FL100	AC10, AC10F		
Rim - Reversible	R100, FLR100	ACR10, ACR10F	160	210
Surface Vertical Rod	200, FL200	AC20, AC20F		
Mortise	300, FL300	AC30, AC30F		
<b>INACTIVE CASE</b>				
Panic Exit Hardware	All Devices	HS123	160	210
Fire Exit Hardware	All Devices	HS123F		
<b>SVR LATCH CASE</b>				
(Top or Bottom)	200, FL200	LC22	142	173

Notes:

- Assembly Nos. with Suffix "F" designate Assemblies for Fire Exit Hardware.
- Assemblies are priced with covers, deduct cover price if not required.
- \* Specify Hand for all reversible or handed Active Case Assemblies.

## Olympian Component Assemblies - Crossbar

DESCRIPTION	FUNCTION/ DEVICE	ASSEMBLY NO		STEEL PLATED	606, 612 613, 630	605 625
<b>CROSSBAR *</b>						
		<b>3' DOOR</b>	<b>4' DOOR</b>			
Standard	All Devices	CB123-3	CB123-4	-	109	133
Reinforced	All Devices	CBR123-3	CBR123-4	-	129	153
Knurled	All Devices	CBK123-3	CBK123-4	-	269	296
<b>CROSSBAR PLUG</b>						
	All Devices	CP123		-	25	28
<b>TOP ROD *</b>						
Surface Vert Rod	7'-0"	TR1854				
	8'-0"	TR1855		-	85	112
	10'-0"	TR1857				
	12'-0"	TR5197				
<b>BOTTOM ROD *</b>						
Surface Vertical Rod	All Devices	BR1859		-	85	112
<b>EXTENDED BOTTOM ROD</b>						
Surface Vertical Rod	All Devices	BR5247-09		-	142	173
<b>ROD GUIDE, PIN &amp; CLIP</b>						
Surface Vertical Rod	200, FL200	RG124		-	44	45
<b>BACK PLATE ASSEMBLIES - RIM DEVICES</b>						
Rim	01, 02, 03	BP103				
	05, 08, 14, 15	BP108		61	-	-
Surface Vert Rod	01, 02, 03	BP203				
	05, 08, 14, 15	BP208		61	-	-

NOTES:

\* 630 furnished for 626

## Trim Component Assemblies

SERIES	DESCRIPTION	KIT NO			
<b>TRIM FUNCTION CONVERSION KITS</b>					
4900 Trim	From "03" to "08" or "02" to "14"	FC-08	YFC-08	Olympian	154
V4900 Trim	From "03" to "08" or "02" to "14"	VFC-08	YVFC-08	Olympian	
	From 4900 Trim to V4900 Trim	B-49-01	YB-49-01	Olympian	154
M4900 Trim	From "03" to "08" or "02" to "14"	MFC-08	MYFC-08	Olympian	
2900 Trim	From "08" to "03" (**specify Lever Style and finish)	NFC-03			154
	From "03" to "08" (**specify Lever Style and finish)	NFC-08			
<b>CYLINDER ATTACHMENT KITS - CYLINDERS NOT INCLUDED</b>					
	1700, 2000, 4900, V4900, 603 and 703A Series Trim	CA-03T			32
Wide Stile	Device, "03" function, no outside Trim	CA-03			18
Narrow Stile	Device, "03" function, no outside Trim	NCA-03			30
	2900 Trim - for "03" function	CA-2903			36
	2900 Trim - for "08" function	CA-2908			36
Reliant	808A Trim (specify finish 689 or 695)	RCA-08			36

\*\* Please see specific catalog pages for finish designation.



## Weight Chart

WEIGHTS ARE TO THE NEAREST 0.25 LB. AND FOR ESTIMATING PURPOSES ONLY.	628		605, 606, 612, 613, 622, 625, 626W, 630, 690			689, 695
	WIDE	NARROW	WIDE	NARROW	OLYMPIAN	RELIANT
<b>DEVICES - LESS TRIM</b>						
Rim	15.00	14.25	18.50	18.00	14.00	15.00
Surface Vertical Rod	18.00	—	23.25	—	19.00	18.50
Less Bottom Rod	17.25	—	21.25	—	18.00	16.75
Mortise	17.00	—	20.00	—	16.00	—
Concealed Vertical Rod (metal)	19.25	18.75	22.50	22.00	—	—
Less Bottom Rod	18.25	17.50	21.50	21.00	—	—
Concealed Vertical Rod (wood)	18.75	—	22.50	—	—	—
Less Bottom Rod	17.00	—	21.00	—	—	—
Device with DE option: add 13.00						
<b>TRIMS</b>						
1700A	3.00	—	3.00	—	3.00	—
2000A	3.25	—	3.25	—	3.25	—
2900A	—	3.00	—	3.00	—	—
4900A, 4900K	5.50	—	5.50	—	5.50	—
V4908A	6.00	—	6.00	—	6.00	—
C03	2.00	—	2.00	—	2.00	—
501	—	—	—	—	—	0.75
602, 603	—	—	—	—	—	1.00
702, 703	—	—	—	—	—	1.75
808A, 814A	—	—	—	—	—	3.25
<b>ACTIVE CASE ASSEMBLY</b>						
Rim Device	2.50	2.00	2.50	2.00	6.00	1.25
Vertical Rod Device	3.00	—	3.00	—	6.00	1.25
Mortise Device	2.25	—	2.25	—	5.50	—
Concealed Vertical Rod (metal)	3.00	1.75	3.00	1.75	—	—
Concealed Vertical Rod (wood)..	3.00	—	3.00	—	—	—
<b>TOUCHBAR ASSEMBLY</b>						
3'- 0" Device	10.25	10.25	13.75	13.75	—	10.25
4'- 0" Device	11.50	11.50	15.00	15.00	—	11.00
ELR Device	12.50	12.50	15.00	15.00	—	—
Dummy Touchbar	8.75	8.75	14.50	14.50	—	—
<b>INACTIVE CASE ASSEMBLY</b>						
3'- 0" Device	—	—	—	—	3.00	—
<b>TOP LATCH ASSEMBLY</b>						
Surface Vertical Rod	2.50	—	2.50	—	2.50	2.00
Concealed Vertical Rod	2.75	2.75	2.75	2.75	—	—
<b>BOTTOM LATCH ASSEMBLY</b>						
Surface Vertical Rod	2.00	—	2.00	—	2.00	1.75
Concealed Vertical Rod	2.50	2.50	2.50	2.50	—	—

### MULLIONS

811 ..... 24.00      822 ..... 30.00      FL822 ..... 30.00

### MULLION FITTINGS

MC811 ..... 0.50      MC822 ..... 2.25      KMC822 ..... 3.75  
 MB811 ..... 0.50      MC822F ..... 2.25      KMC822F ..... 3.75  
 MB822 ..... 1.00

### MORTISE LOCK

M303, M308, M310 ..... 2.75

### LOW ENERGY OPERATOR

D-4990 ..... 40.00  
 D-4990T ..... 40.00

### ELECTRONICS

PS-161 ..... 10.0  
 EPT-5 ..... 1.00

## QUOTING & ORDERING

Price quotations are based on one (1) shipment to one (1) location, and are valid as identified in the quote but in no case longer than one year from the date of the quote. All exceptions will be evaluated on an individual basis.

All quotation requests will be provided by the Best Access Solutions, Inc. ("Best") Representative where the project is located.

**QUOTING PROCESS AND PROCEDURES:** The following information is necessary to secure a price quotation from Best.

- Distributor Name
- Distributor Location
- Distributor Contact Name & Phone Number
- Distributor e-mail contact
- Project Name
- Project Location
- Bid Date
- Architects Name, Phone Number, and Architects Location
- Specification Writer Name, Phone Number and Location
- Competitive Influence / Specification
- List of materials to be quoted

Every attempt will be made by Best to provide the price quotation in a timely manner. Upon completion, you will receive a copy of the quotation which will also include a valid quotation number. Once the project is secured, a copy of the quotation must accompany your purchase order and be forwarded to Best Customer Service Department in Indianapolis for processing.

**NON-STANDARD PRODUCT REQUEST:** Please contact your Best Representative to complete a Non-Standard Product Request Form. All requests should be submitted to the following email address:

**Email:** [product.request.us@dormakaba.com](mailto:product.request.us@dormakaba.com)

Upon receipt of a special order request, Best will review the configuration and determine if Best is capable of making the special order product and will provide a response to the customer. If Best is able to make the special order product, Best will provide a specific sku/configuration to the customer for the special order product. This sku/configuration must be identified on all Purchase Orders. In addition, the Purchase Order must be marked as a "Special Order".

**ORDERING:** The following information is required for Best to successfully process any order:

- Itemized Purchase Order (PO)
- Best Approved Quote

Please send all orders to [BAS-orderentry.us@dormakaba.com](mailto:BAS-orderentry.us@dormakaba.com) or by fax to 877-835-1030

**NOTE:** For detailed information on how to place an order for Best products as well as BEST masterkey services please see the detailed section regarding "Best Ordering".

**ADD ON ORDERS FOR QUOTED PROJECTS:** To place an add-on order from a quoted project the Distributor must include the original quote, PO number and/or Best's original order number. Add-On orders will be accepted for a period one (1) year from the original order date. Add-On orders received that are outside of the aforementioned period will be forwarded to the Best Representative for re-quote.

**STOCKING ORDERS:** All orders for stock replenishment should be marked as "Stock" and indicate a "Ship To" address that coincides with the stocking Distributor warehouse location.

**INCOMPLETE ORDER PROCESS:** All orders are screened upon receipt for complete information. If an order is received incomplete, Best Customer Service will make one (1) attempt to contact a Distributor directly for the missing requirements. If the information is not made available to Best at that time the order will be referred to the local Best Representative for resolution. All incomplete orders will be cancelled if not resolved after fourteen (14) calendar days.

**PRICE DISCREPANCY PROCESS:** All entered orders are reviewed by Best Customer Service for accuracy and pricing consistency between the Distributor and Best. Any order determined by Best, in its sole and absolute discretion, to have a value greater than the Total Price shown on the Distributor purchase order will be held by Best for a Price Discrepancy. Best quotes are also reviewed to ensure that they are complete, approved, and match the PO. Due to pricing sensitivity, all price discrepancies must be resolved exclusively by your Best Representative.

**ORDER CANCELLATION/CHANGES:** All requests for Order Cancellations and Changes (Quantity, Shipping, Finish, Function, etc) should be sent directly to Best Customer Service. Requests via phone will be accepted, but must be accompanied by a written request. Factory Order Number, PO Number, Account Info, and Detailed Changes must be clearly indicated. Change requests can be submitted via the following methods:

**Email:** [BAS-cshelp.us@dormakaba.com](mailto:BAS-cshelp.us@dormakaba.com)  
**Fax:** 1-877-835-1030

All order cancellations or changes will be subject to a cancellation fee as defined in Best's Terms and Conditions of Sale.

**PRODUCTION SCHEDULING AND "DO NOT SHIP BEFORE" REQUESTS:** All orders are scheduled for production and shipping based on current production lead times and availability. Scheduling is completed only when an order is released from both credit and pricing review.

Exceptions to this policy are made only when the PO is clearly marked: "Do Not Ship Before" followed by the date. (*Required Date, Expected Date, etc. do not apply*) These orders will be scheduled to ship on or after the date listed.

Changes to "Do Not Ship Before" dates are required in writing and should be sent to: [BAS-cshelp.us@dormakaba.com](mailto:BAS-cshelp.us@dormakaba.com).

Be advised orders not clearly marked with a "Do Not Ship Before" designation will be payable within normal terms from the actual shipment date.

## QUOTING & ORDERING (continued)

**EXPEDITE REQUESTS:**

- Expedite requests will be reviewed and accommodated by Best based on production lead times and availability.  
Email: [BAS-expediterequest.us@dormakaba.com](mailto:BAS-expediterequest.us@dormakaba.com)
- See the then current BEST Quick Ship Program for details.

**WHOLESALE PURCHASE:** Distributors are also free to utilize Best's Authorized Wholesalers to purchase product. Best does not make any guarantee of availability or pricing for purchases from an Authorized Wholesaler and the discounts afforded to Distributor by Best shall not apply to purchases from an Authorized Wholesaler. The terms and conditions and price of product shall be as mutually agreed between Distributor and Wholesaler.



## STANLEY BEST CYLINDER AND PRECISION EXIT DEVICE ORDERS

For current pricing and ordering information associated with Best cylinders please see the Best Price Catalog.

## RETURNED AUTHORIZATION (RA)

**RA REQUESTS:** A Return Authorization Form ("RA") must be utilized to return defective products **still under warranty** or products deemed repairable by Best Access Solutions, Inc. ("Best"). All products returned to Best must have a correct Return Authorization (RA) number applied to the outside of the shipping carton. All products must be returned within sixty (60) calendar days of RA issue date. This process can take up to seven (7) days after product is received at Best's factory. If a defective product presents a security risk, an advance replacement may be requested.

**RA PROCESS:** Requests for warranty related returns can be initiated by submitting an email to **BAS-rgacreditgrp.us@dormakaba.com**.

The RA Request Form must be completed entirely to process an RA. The following information will be needed:

- End User Name
- Account Number
- Contact Name
- Phone Number
- Purchaser Order Number
- Sales Order Number
- Item Number
- Item Quantity
- Description of the Problem

1. Upon review and approval of the submitted RA request, a claim number is logged and provided back to the requestor by a Best Team member.
2. Once a claim number is issued, this number should be noted on all references and communications regarding the applicable situation to ensure a claim is easily identified.
3. Defective product should be returned to the address below. The shipment must be marked with the approved RA claim number to ensure prompt processing and attention. All shipping charges prepaid by customer.

BEST Access Solutions, Inc.  
Attn: Returns Department  
6161 East 75th Street  
Indianapolis, IN 46250

4. When material is received at Best's factory, Best will assess and determine the nature of the defect.
5. Defective goods are replaced upon Best's determination.
6. Credit for material and freight is issued only if deemed appropriate by Best. If approved, credit is initiated and a credit memo is mailed to the Distributor within fifteen (15) business days.

### **PURCHASE ORDERS:**

A Purchase Order (PO) will be required if the Product is:

1. Defective and not under warranty, or
2. An advance replacement is required without verification of whether the product is defective and under warranty.

Please send Purchase Orders to the following:

- Preferred Method Email:  
**BAS-rgacreditgrp.us@dormakaba.com**
- Fax: 1-877-835-1030

## RETURNED AUTHORIZATION (RA) NON-WARRANTY

**RA POLICY:** A Return Authorization Form (“RA”) must be utilized to return products that are not defective and otherwise in a resalable condition. Only goods with an invoice date of less than one (1) year will be considered for a non-warranty related return. All materials returned to Best Access Solutions, Inc. (“Best”) for any reason (other than warranty), must have a correct RA number applied to the outside of the shipping carton. A thirty percent (30%) re-stocking charge (of the purchase price) will be applied to the Distributor’s account for orders returned, including orders that were placed by customer in error. Transportation charges of returned goods must be prepaid by the Distributor. All goods must be returned within sixty (60) calendar days of RA issue date. All goods must be returned in original packaging and be in resalable condition. Product not returned in saleable condition is subject to disposal by Best with no credit issued. Commercial Hardware items that are special made to order items will not be returned under any circumstances.

**RA PROCESS:** Requests for non-warranty related returns can be initiated by submitting an email to **BAS-rgacreditgrp.us@dormakaba.com**.

The RA Request Form must be completed entirely to process an RA. The following information will be needed:

- Company Name
- Account Number
- Contact Name
- Phone Number
- Purchaser Order Number
- Sales Order Number
- Item Number
- Item Quantity
- Description of the Problem

1. Upon review and approval of the submitted RA request, a claim number is logged and provided back to the requestor by a Best Team member:
2. Once a claim number is issued, this number should be noted on all references and communications concerning said RA.
3. Product should be returned to the address below. The shipment must be marked with the approved RA claim number to ensure prompt processing and attention. All shipping charges prepaid by customer.

BEST Access Solutions, Inc.  
 Attn: Returns Department  
 6161 East 75th Street  
 Indianapolis, IN 46250

4. The RA will be processed once material is received at Best’s factory provided it is received in its original packaging and is in saleable condition.
5. Credit is issued to the Distributor account and a credit memo is mailed to the Distributor.

## FULFILLMENT ISSUES

Any quality issues (missing parts, wrong parts, handling, finish, etc) should be submitted electronically to: [BAS-rgacreditgrp.us@dormakaba.com](mailto:BAS-rgacreditgrp.us@dormakaba.com) or your Local Best Representative.

Please reference your original Purchase Order (PO) Number, Factory Order Number, Distributor Account, Contact Information (E-mail/Fax), and include a detailed description of the issue.

**1) ITEMS MISSING FROM A SHIPMENT:** If you have signed your shipment short, Best Customer Service will promptly issue a No Charge replacement order for the missing products.

If the shipment was not signed short but after review, Best Customer Service determines (based on shipping weights, packing lists, etc) that the order was indeed shipped short, a No Charge replacement will be issued.

If Best Customer Service cannot verify a shipping error, an advance replacement order will be entered, charged, and expedited to the Distributor. The quality issue will be forwarded to the Return Authorization Credit Group for resolution.

If it is determined that the item was omitted from the order due to a Best order entry error, a change order will be entered and expedited for the missing products.

Please see Best’s price book for further detail.

**2) WRONG ITEMS RECEIVED** (parts, handling, function, finish, etc):

Advanced replacements will be issued for any wrong items received. **Such orders will be charged based on pricing/ discounts from the original order.** The issue will be forwarded to Best’s Return Authorization Credit Group for resolution.

Any quality issue that is determined to be either a Best order entry and/or manufacturing error will have an advanced replacement order entered and will be expedited. An RA will be issued to return the incorrect products. No re-stock fee will apply for Best order entry and/or manufacturing errors.





## RETURN AUTHORIZATION FORM REQUEST

Return for Replacement       Return for Credit

Date of Request: \_\_\_\_\_

Original Order: \_\_\_\_\_

Date of Request: \_\_\_\_\_

Original P.O.: \_\_\_\_\_

Invoice #: \_\_\_\_\_

Customer Name: \_\_\_\_\_

Account Number: \_\_\_\_\_

Address: \_\_\_\_\_

City: \_\_\_\_\_

State: \_\_\_\_\_ Zip: \_\_\_\_\_

Contact Name: \_\_\_\_\_

Email: \_\_\_\_\_

Phone: \_\_\_\_\_

Ship Replacement Material to Address Above

### NATURE OF PROBLEM

- Manufacturing Defect
- Warranty Evaluation
- Missing Parts
- Wrong Material Received
- Wrong Material Ordered
- Wrong Quantity
- Return Inventory
- Other: \_\_\_\_\_

**NOTE:** All returns shall be subject to Best Access Solutions Inc.'s ("Best") current Terms of Sale and Warranty as outlined in Best's price catalog.

Ship Replacement Material to Address on Order

### DETAILED DESCRIPTION OF DEFECT OR REASON FOR RETURN

---



---



---

### RETURN MATERIAL

Line Item #	Quantity	Product Nomenclature	Product Description

Please e-mail completed form to [BAS-rgacreditgrp.us@dormakaba.com](mailto:BAS-rgacreditgrp.us@dormakaba.com) or Fax to 1-877-835-1030











PRECISION™

6161 East 75th Street  
Indianapolis, IN 46250 USA

Phone 855-365-2407

[precisionhardware.com](http://precisionhardware.com)