



**PRICE LIST 66PHI**  
Effective: July 3, 2017



# Exit Devices



## Contents

<b>GENERAL INFORMATION</b>		<b>TRIMS - WIDE STILE, NARROW STILE, OLYMPIAN</b>	
Terms and Conditions	4	Pull and Lever Trims	22
Quoting and Ordering	34		
Warranty	6	<b>ELECTRICAL PRODUCTS</b>	
Return Authorization (RA) - Warranty	37	Door Position Monitoring Switch	26
Return Authorization (RA) - Non Warranty	38	Electric Mortise Lock	26
Fulfillment Issues	38	Exit Alarm Kits	26
How to Order/Finishes/General Information	7	Power Supplies, Control Module, Battery Backup	25
Forms	39	Power Transfers	26
Special Weights	33		
<b>2000 APEX SERIES WIDE STILE DEVICES, TRIMS &amp; OPTIONS</b>		<b>ACCESSORIES</b>	
Rim Devices	8	Dummy Touchbars, Mortise Lock, Fire Bolt Assembly, Transom Bracket, Tools, Cylinders	24
Surface Vertical Rod Devices	9		
Mortise Devices	10	<b>CONVERSION KITS</b>	
Wood Door Concealed Vertical Rod Devices	13	Cylinder Attachment Kits	32
Concealed Vertical Rod Devices	14	Cylinder Dogging Kits	28
		Electric Lock/Unlock Kits	26
		ELR Conversion Kits	25
		MLR Conversion Kit	25
		Monitoring Conversion Kits	25
		Q Option Retrofit Kits	25
		Shim Kits	28
		Trim Conversion Kits	32
<b>2000 APEX SERIES NARROW STILE DEVICES, TRIMS &amp; OPTIONS</b>		<b>COMPONENT ASSEMBLIES</b>	
Rim Devices	11	Apex Wide Stile	27
Concealed Vertical Rod Devices	12	Apex Narrow Stile	29
Decorative Levers	15	Reliant	30
		Olympian	31
<b>5000 RELIANT SERIES RELIANT DEVICES, TRIMS &amp; OPTIONS</b>		<b>MISCELLANEOUS</b>	
Rim Devices	16	Accessories	24
Surface Vertical Rod Devices	17	Cylinders	24
		Mortise Locks	24
		Mullions and Fittings	23
		Screws and Fasteners	7
		Security Screws	7
		Sex Bolts	7
		Strikes	23
<b>100, 200, 300 OLYMPIAN SERIES OLYMPIAN DEVICES, TRIMS &amp; OPTIONS</b>			
Rim Devices	18		
Surface Vertical Rod Devices	19		
Mortise Devices	20		
<b>ARM-A-DOR®</b>			
Completed Product Assemblies	21		
Optional Kits	21		
Deadbolts	21		

## TERMS AND CONDITIONS OF SALE

The terms and conditions contained herein shall govern the sale of all Stanley products located in the Stanley price catalog and/or offered for sale by Stanley Security Solutions, Inc., except for those products as set forth under separate Stanley Value Added Reseller Agreements. The acceptance of any order is expressly made conditional upon your assent to these Terms and Conditions of Sale.

**PRICES:** Stanley reserves the right, in its sole discretion, to change or amend its price list (including, but not limited to, adding or removing Products from the price list), and standard terms and conditions of sale as contained in its catalogs, price list or published sales policies, without incurring any liability whatsoever to its Customer or others. All orders will be filled at the Stanley List Price in effect at the time of order placement. All prices are subject to change without notice and are not guaranteed.

**TAXES:** List prices do not include federal, state or local taxes.

**ORDERS:** No order for Products shall be deemed to have been accepted by Stanley until written notice of its acceptance is received by the Customer from Stanley via an order acknowledgement. Stanley reserves the right, in its sole discretion, to decline to accept any order. Purchase Orders will bind Stanley only to the extent accepted by Stanley's written confirmation or delivery.

Stanley will attempt to fill orders in the order in which they are received, subject to prior orders. However, Stanley reserves the right to allocate orders or fill an order or orders ahead of prior orders, if, in its judgment, the facts warrant such a change.

Any additional provisions in a Purchase Order, including any pre-printed terms, shall be void and not binding on Stanley, unless expressly accepted by Stanley. For greater certainty, the acceptance by Stanley of a Purchase Order shall not be deemed acceptance of the additional terms of such Purchase Order.

Stanley will accept orders via phone, email, fax or courier. Stanley will send out an order acknowledgement for all orders received via email, phone or fax.

Note: Receipt or possession of this price catalog does not grant approval to quote or purchase Stanley products. Please contact your Stanley Sales Representative for further details.

**KEYING SYSTEM ORDERS:** All orders of keying systems specifying delayed fulfillment must be fulfilled within twelve (12) months of the order date. Said request for fulfillment must include complete keying instructions for the order to be acknowledged with an estimated delivery date. Failure to properly request fulfillment of the order within twelve (12) months of the order date will make the order void and nonrefundable.

**SPECIAL ORDERS:** Any modification to a standard product configuration is considered a special order. No credits will be issued for returned special orders unless authorized by Stanley Customer Service.

**INCOMPLETE ORDERS:** An incomplete order is one that is not fully specified according to the appropriate nomenclature required for that product. Any incomplete order will not be entered and will be referred to the appropriate Stanley Sales Representative for resolution.

**SAMPLES:** Please contact your local Stanley Sales Representative for sample requests.

**MINIMUM CHARGE:** The expense of handling an order necessitates a minimum charge of \$50.00 net per invoice.

**CREDIT LIMITS:** Stanley's policy is to extend Net 30-day terms/open account combined with a credit line based on financial capacity. For all accounts Stanley requires a Credit Application and Sales Tax Exempt Certificate (if applicable). Stanley evaluates traditional sources of credit information: D&B, trade and bank references, financial information, and business plans. The supply of credit herein shall be at the discretion of Stanley. If available information and/or financial circumstances will not support open accounts terms, Stanley offers Cash in Advance and Credit Card (MasterCard or VISA) terms. Stanley performs periodic reviews of credit lines and terms of payment and may request updated financial information.

Stanley reserves the right to withhold delivery of Product if Customer does not meet Stanley's credit requirements for the amount of Product ordered, or the amount of Product which remains unpaid (whether or not overdue) exceeds the limit established by Stanley for Customer. Customer shall provide, at Stanley's request, an acceptable letter of credit or guarantee or security in a form and amount determined by Stanley.

If Customer shall become overdue on its account or otherwise defaults in any payment to Stanley or if its financial condition shall at any time appear inadequate to warranty further shipment on an open account basis, Stanley shall have the right, without liability, to refuse to accept any or all orders, to cancel any and all orders, to delay shipments, or to require advance payment before accepting or shipping any orders. All orders and all shipments are subject to approval by the Stanley Credit Department.

**PAYMENT TERMS:** Stanley standard payment terms are 2% 15, net 30 days from date of invoice.

Effective September 28, 2014, a \$45.00 convenience fee will apply to all payments made by Credit Card towards open invoices on your account. You may choose to pay by credit card by reaching out to your Credit Analyst directly in order to process payment. You can avoid paying the \$45.00 convenience fee by enrolling and paying open invoices via Billtrust Invoice Gateway (<https://secure.billtrust.com/stanleymechnical/ig/signin>) with an ACH Payment (bank transfer from checking or savings account) free of charge. Payments by check, or money order should continue to be sent directly to the remit-to address noted on invoices.

Stanley shall be entitled to charge and Customer shall pay interest on overdue invoices at the rate of two percent (2%) per month calculated from the date of the invoice to the date of payment, including any attorney fees incurred by Stanley resulting from the collection of such overdue payment. Customer shall pay all sums owing to Stanley without any deduction or abatement and Customer shall have no right of set-off.

In the event that Customer disputes any portion of the payment due, Customer shall be obligated to pay the balance which is not the subject of dispute.

Without limiting any other rights it may have under these terms of sale and applicable law, all of Stanley's obligations under this Agreement, including obligations of supply, or any Purchase Order, can be suspended or cancelled should Customer be delinquent in making payment for previously shipped Products.

October 2015

## TERMS AND CONDITIONS OF SALE (continued)

### INTERNATIONAL SALES:

International Resellers located outside of the United States of America who place orders are subject to and must pay by (1) Cash in Advance, (2) Confirmed Irrevocable Letter of Credit, (3) Standby Letter of Credit.

All international shipments shall be FCA (Incoterms 2010) from Stanley's facility in Indianapolis, Indiana USA. Stanley shall be deemed to have delivered all Products and related goods when such are put in the custody of a carrier at Stanley's plant or warehouse above, at which time all title and risk of loss or damage shall pass to Customer.

**SHIPPING/FREIGHT:** All Products shall be shipped FOB Origin domestic or FCA International (INCOTERMS 2010) from Stanley's facility in Indianapolis, Indiana USA. Stanley shall be deemed to have delivered all Products and related goods when such are put in the custody of a carrier at Stanley's plant or warehouse above, at which time all title, risk of loss or damage shall pass to Customer. All shipments will be made in accordance with the preferred routing, carrier assignments, and operational guidelines of Stanley. Customer shall bear all costs of freight, insurance and associated costs and shall make all arrangements for same.

Single or combined shipments including Stanley lock sets, exit devices, hinges and door closers will be considered for free freight with orders at or above \$5000 net (product combination must be on same purchase order). Orders less than \$5,000 will be shipped freight prepaid with shipping cost added to the invoice, including a nominal freight charge to be determined by Stanley at time of shipping.

Hinge only orders will be considered for free freight with orders at or above \$750 net. Orders less than \$750 will be shipped freight prepaid with shipping cost added to the invoice, including a nominal freight charge to be determined by Stanley at time of shipping.

These freight terms apply only to a single destination within the contiguous United States.

Should a shipment qualify for one of Stanley's free freight programs, the Products shall be shipped FOB Origin domestic (with exception to prepaid freight) or FCA International (INCOTERMS 2010) (with exception to prepaid freight) from Stanley's facility in Indianapolis, Indiana USA.

**DELIVERY:** Orders shall be acknowledged and given a scheduled delivery date based on estimated manufacturing lead times. Manufacturing lead time will begin once all information is received to process an order. Delivery dates given by Stanley as part of order acknowledgment for accepted orders for Products or related goods will be honored by Stanley on a best effort basis. Shipping dates shown on order acknowledgments are based upon Stanley's estimate and cannot be guaranteed. Stanley will not be liable for any loss or damage resulting from delay in filling orders, including any direct or consequential loss or damage. Stanley reserves the right to make partial shipments unless the order specifies otherwise.

**CHANGES/CANCELLATIONS:** After orders are entered for manufacturing, changes or cancellations cannot be accepted without Stanley written permission, and may be subject to a change or cancellation charge equivalent to 30% of the purchase price.

Orders for special and/or custom designed goods not immediately saleable to another customer are not changeable, cancelable, or returnable.

**RETURNED GOODS:** Stanley Customer Service MUST authorize all warranty and non-warranty related returns. Requests for returns can be initiated by submitting an email to [RGACreditGRP@sbdinc.com](mailto:RGACreditGRP@sbdinc.com). Only goods with an invoice date of less than one (1) year will be considered for a non-warranty related return and product must be returned in original packaging and in a resalable condition. All material returned to Stanley, regardless of the reason, must have a correct RA number applied to the outside of the shipping carton. A restocking charge of 30% of the purchase price will be applied to the Customer's account except for warranty returns. Transportation charges of returned goods must be prepaid by Customer. All goods must be returned within sixty (60) calendar days of RA issue date. Product not returned in salable condition or after sixty (60) days of the RA issue date is subject to disposal by Stanley with no credit issued.

Stanley cannot authorize the return of discontinued product. Under no circumstances will special order items be accepted for return, unless covered by warranty.

**EXPORT REGULATIONS:** Customer agrees to conform to, and abide by, the export laws and regulations of the US, including, but not limited to, the Export Administration Act of 1979 as amended and its implementing regulations. Diversion contrary to US laws and regulations is prohibited.

**MASTERKEYING:** Stanley Masterkey Code and Masterkey Service Policy can be found at [www.bestaccess.com](http://www.bestaccess.com).

**LIMITED WARRANTY:** The terms and conditions outlined above are subject to Stanley's Limited Warranty, which is included in the Stanley Price Catalog and is incorporated herein by reference. Upon return of a defective product, Stanley shall either repair or replace the product, in its sole discretion, in accordance with our standard warranty

**EXCEPT AS SET FORTH HEREIN, STANLEY MAKES NO WARRANTIES, EXPRESSED OR IMPLIED, AND BUYER ACKNOWLEDGES THAT NO REPRESENTATIONS, WARRANTIES, PROMISES OR STATEMENTS HAVE BEEN MADE BY STANLEY, WITH RESPECT TO THIS PRODUCT, OR ANY PART OR PORTION THEREOF. IN ADDITION, STANLEY MAKES NO WARRANTY OF MERCHANTABILITY OF THIS PRODUCT OR ANY PART OR PORTION THEREOF, FOR ANY PURPOSE, NOR ANY WARRANTY WHICH EXTENDS BEYOND THE DESCRIPTION ON THE FACE HEREOF. STANLEY SHALL NOT, IN ANY EVENT, BE LIABLE FOR ANY CONSEQUENTIAL OR INCIDENTAL DAMAGES SUFFERED BY BUYER OR ANYONE CLAIMING BY, THROUGH OR UNDER BUYER, AS A RESULT OF THE CONDITION OF THIS PRODUCT, OR ANY PART OR PORTION THEREOF, AND THERE ARE NO ORAL OR WRITTEN UNDERTAKINGS OR AGREEMENTS OF ANY TYPE PROVIDED BY STANLEY EXCEPT AS EXPRESSLY SET FORTH HEREIN. SOME STATES DO NOT ALLOW LIMITATIONS ON HOW LONG AN IMPLIED WARRANTY LASTS OR PROHIBIT THE EXCLUSION OR LIMITATION OF INCIDENTAL OR CONSEQUENTIAL DAMAGES, SO THE ABOVE LIMITATION AND EXCLUSIONS MAY NOT APPLY IN YOUR STATE.**

**GOVERNING LAW:** These Terms and Conditions of Sale and any subsequent sales agreements between Stanley and Customer shall be construed in accordance with the laws of the State of Indiana. The United Nations Convention on Contracts for the International Sale of Goods shall not apply to this Agreement.

October 2015



## WARRANTY

**What is Covered:** Stanley Security Solutions, Inc. ("Stanley") warrants that all Products manufactured by Stanley and sold under its trade name "PRECISION HARDWARE" are free of defects in materials and workmanship as outlined below. The sole and exclusive liability of Stanley under this warranty is limited to the repair or replacement of any Product or component part covered by the warranty at the sole discretion of Stanley.

**Who is Covered:** This warranty is extended only to Stanley's distributors of products and the end user who purchases products for purposes other than resale (collectively, "Purchaser").

**Hardware Warranty Period:**

- **Apex, Arm-A-Door, Reliant, Olympian Series (3, 4, 5R Exit Devices) mechanical products** shall be warranted for five (5) years from the date of sale.
- **Apex, Arm-A-Door, Reliant, Olympian Series (3, 4, 5R Exit Devices) electrical products** shall be warranted for one (1) year from the date of sale.
- **RM Mullions (811 & 822 Series)** shall be warranted for five (5) years from date of sale.
- **Finishes** shall be warranted for three (3) years from the date of sale excluding US10B/613 "Oil Rubbed Bronze" finish.

**Stanley Wi-Q™ Technology and B.A.S.I.S. Software:**

- Stanley warrants that all software shall be free from defects in materials and workmanship and will function in substantial accordance to the specifications for a period of one (1) year from the date of installation.
- Specific Limitations:
  - This warranty does not cover any post-sales technical support under the following circumstances:
    - Problems caused by misuse of software or hardware
    - Failure to provide a network connection or site phone line for a modem connection, if deemed necessary by Stanley
    - Technical support for network software products
    - Technical support for software installed on computer hardware or computer operating system that is no longer commercially available for purchase.

**Warranty Claims:** Any Products believed to be defective as covered by this warranty may not be returned without prior written Returned Materials Authorization (RMA) from Stanley Product Support (800) 392-5209 covering specific items and quantities within thirty (30) days from the discovery of the alleged defect(s). Stanley will inform the purchaser where to ship said Product(s), shipping charges prepaid by you, for examination. In the event such examination reveals a defect covered by this warranty; Stanley will, at its sole option, repair or replace the Product, and return it or its replacement to the purchaser, with charges only for shipping.

**Exclusions:** This warranty specifically excludes, and Stanley shall not be held responsible for the following:

- a) **COSTS ASSOCIATED WITH INSTALLING, REMOVING OR REINSTALLATION OF THE PRODUCT.**
- b) Damage caused by Product malfunction or failure attributable to acts of God.
- c) Improper use or installation.
- d) Poor or no maintenance.
- e) Work performed by someone other than an Authorized Stanley technician.
- f) Failure to follow Stanley's operating instructions or environmental specifications.
- g) Incorrect application, modification, vandalism, erosion or corrosion, shipping and/or handling, improper storage, accident, misuse, abuse or any other cause not within the control of Stanley.
- h) This warranty is void if any modification is made to the warranty product, regardless of whether the modification causes or contributes to the alleged defect. All modifications are made at the risk and expense of the party making the modifications.
- i) Stanley shall not be liable for any repairs, replacements, or adjustments to the product or any costs of labor performed by the Purchaser or others without Stanley's prior written approval.
- j) Stanley provides no warranty or guarantee that its cores and/or cylinders will function properly or be mechanically compatible with products not manufactured by Stanley.
- k) The US10B/613 finish is considered to be a living finish that will change over time with use and age and is expressly excluded from this warranty. The finish changes that occur are indicative of normal wear and tear and reflect the essence of a living finish. The finish changes are not considered manufacturing defects and are not covered by this warranty.

**Third Party Warranty:** Except as otherwise provided above, Stanley makes no warranty, express or implied, with regard to third party hardware or software and expressly disclaims the implied warranties or conditions of merchantability or merchantable quality, fitness for a particular purpose, title, infringement and those arising by statute or otherwise in law. Customer's sole recourse for warranty claims is with the manufacturer of the Product. However, Stanley agrees to pass through any third party warranty that Stanley receives from the manufacturer of the Products to Purchaser. The extent of any third party warranty details, terms and conditions, remedies and procedures may be expressly stated on, or packaged with, or otherwise accompanying the Products.

**LIMITATION OF WARRANTIES: THIS WARRANTY IS GIVEN EXPRESSLY AND IN PLACE OF ALL OTHER WARRANTIES, EXPRESS OR IMPLIED, INCLUDING ANY IMPLIED WARRANTIES OF MERCHANTABILITY OR FITNESS FOR PARTICULAR PURPOSE. THERE ARE NO UNDERSTANDINGS, AGREEMENTS, REPRESENTATIONS, OR WARRANTIES NOT SPECIFIED HEREIN.**

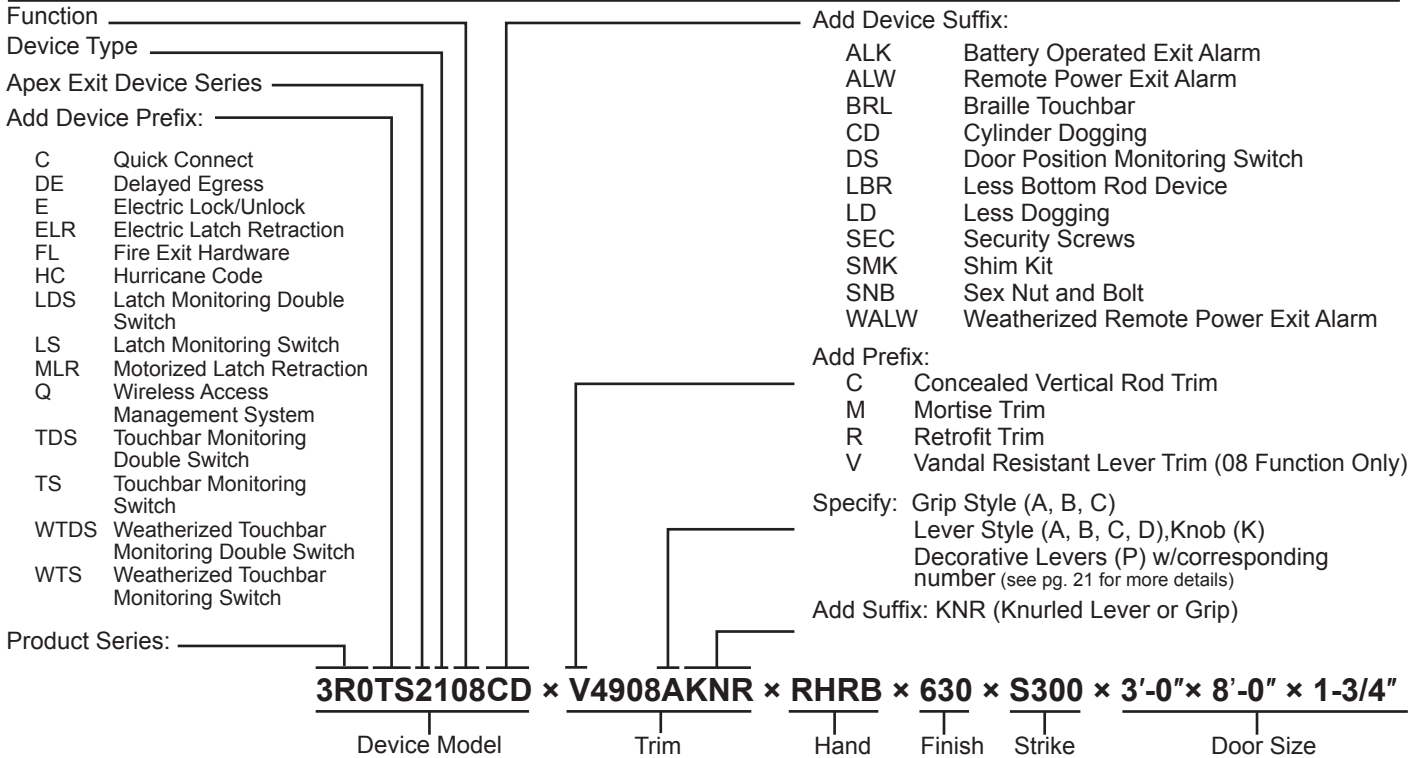
**STANLEY SHALL NOT, IN ANY EVENT, BE LIABLE FOR ANY CONSEQUENTIAL, INCIDENTAL, INDIRECT, SPECIAL OR PUNITIVE DAMAGES SUFFERED BY PURCHASER OR ANYONE CLAIMING BY, THROUGH OR UNDER PURCHASER, AS A RESULT OF THE CONDITION OF THIS PRODUCT, OR ANY PART OR PORTION THEREOF.**

**SOME STATES DO NOT ALLOW LIMITATIONS ON HOW LONG AN IMPLIED WARRANTY LASTS OR PROHIBIT THE EXCLUSION OR LIMITATION OF INCIDENTAL OR CONSEQUENTIAL DAMAGES, SO THE ABOVE LIMITATION AND EXCLUSIONS MAY NOT APPLY IN YOUR STATE.**

**THIS WARRANTY IS GOVERNED BY THE LAW OF THE STATE OF INDIANA WITHOUT REGARD TO ITS CONFLICTS OF LAW PRINCIPLES. STANLEY AND PURCHASER AGREE THAT THE UNITED NATIONS CONVENTION ON CONTRACTS FOR THE INTERNATIONAL SALE OF GOODS SHALL NOT APPLY TO SALE OF THE PRODUCTS COVERED BY THIS WARRANTY.**

**How to Order / Finishes / General Information**

**HOW TO ORDER**



**DEVICE ONLY:** List quantity, device model w/function, hand, finish, strike, and door size including thickness.  
Note: For greater exit device mounting heights, see extended bottom rods (pages 35, 36, 37 & 38)

**FINISHES**

For standard finishes in each series, see individual product pages. For other finishes, consult factory.

BHMA	US	DESCRIPTION
600*	USP	Primed for Paint
605	US3	Bright Brass, Clear Coated
606	US4	Satin Brass, Clear Coated
612	US10	Satin Bronze, Clear Coated
613	US10B	Satin Bronze, Oxidized, Oil Rubbed
625	US26	Bright Chrome Plated
626W		Weatherized Satin Chrome
628	US28	Satin Aluminum, Clear Anodized
630	US32D	Satin Stainless Steel
630AM		Satin Stainless Steel with UltraShield™ Antimicrobial coating
689*	---	Aluminum Paint / Powder Coat
695*	---	Dark Bronze Paint / Powder Coat

UltraShield™ Antimicrobial finish coating option available to Apex Exit Devices & Trims. 630AM list price add \$62.00 Exit Devices, \$25.00 Trims

**SPLIT FINISHES**

When split finish is specified, the finish listed first is for outside trim. To obtain proper list price, add "Device Only" price (see specific device page), to appropriate "Trim" price (pag. 29). \*Mullion finishes 689 & 695 finishes for Reliant series exit devices.

**DEVICES FOR DOOR WIDTHS**

Stock Size for 3'-0" or 4'-0" wide door is available for all series of devices. Stock Size for 2'-0" to 2'-6" wide door is also available for

Apex wide stile only. At customers request, 10 or more devices of any one door width will be cut at the factory free of charge. For factory cutting of less than 10 devices of any one size, add \$24 list per device cutting charge. Factory cutting of custom sizes for Reliant series exit devices not available.

**DOOR THICKNESS**

Rim and Surface Vertical Rod exit device accommodates doors ranging from 1 3/4" – 2 1/4" Mortise and Concealed Vertical Rod exit devices accommodate 1 3/4" thick doors. For applications exceeding the door thickness referenced above, please consult Product Support. Additional charges will apply.

**FASTENERS**

Furnished standard with machine screws and full thread wood/sheet metal screws. Specify Sex Nuts and Bolts "SNB" where recommended or required by the door manufacturer.

**SEX NUTS & BOLTS** (Not furnished standard)

**1/4-20 Thread** – When used with top & bottom surface vertical rod latches: (Part # 02399-91 x Finish).

**10-24 Thread** – When used with end cap bracket, active case and rod guides: (Part # 02408-91 x Finish). If Sex Nuts and Bolts are required, see individual device pages for quantity required and pricing. To order separately, specify "SNB" x Finish. List price \$10 each.

**SECURITY SCREWS**

All exposed screws will be Torx® pin tamper resistant machine screws. Specify "SEC" Security Screws. If Security Screws are specified see individual device pages for the price.

# 2100 3R0 – Apex Rim – Reversible, Wide Stile



**Pull Trim:**



**Lever/Knob Trim:**



OUTSIDE FUNCTION	DEVICE × TRIM	628	606, 612 613, 630	626W Weatherized	605 625
<b>PULL TRIM:</b>					
01 Exit only, cover plate	2101 × 1701	1274	1468	1606	1642
02 Exit only, dummy trim	2102 × 1702A	1422	1616	1754	1797
03 Key retracts latchbolt	2103 × 1703A				
05 Key controls thumb piece	2105 × 1705A	1522	1716	1854	1898
15 Thumb piece always active (Devices with 2000C Series Trim are the same price)	2115 × 1715A				
<b>LEVER/KNOB TRIM:</b>					
01 Exit only, cover plate	2101 × 4901	1318	1512	1650	1683
02 Exit only, dummy trim	2102 × 4902A	1612	1806	1944	2054
03 Key retracts latchbolt	2103 × 4903A				
08 Key controls lever/knob	2108 × 4908A				
08 Key controls lever	2108 × V4908A	1722	1916	2054	2165
14 Lever/knob always active	2114 × 4914A				
10 Inside key controls lever/knob Outside key retracts latchbolt	2110 × 4908A 2110 × V4908A	2026	2221	2383	2494
10 Inside key controls lever/knob	2110 × 4914A				
<b>DEVICE ONLY:</b>					
01, 02, 03, 05, 08, 14, 15	21, 2101, 2102, 2103*, 2105, 2108, 2114, 2115	1173	1367	1505	1505
*2103 Device × Cylinder Only Application includes Cylinder Attachment Kit "CA-03"					
E Elec. Device	E2103 × 4908A	2281	2475	2613	2724
E Electric Lock/Unlock Outside Trim	E2103 × V4908A				
<b>FL Fire Rated Hardware Specify prefix "FL" (e.g. FL2103) Dogging option NOT available</b>					<b>Add 173.00</b>

## Options

PREFIX (ADD TO DEVICE #)	ADD	SUFFIX (ADD TO DEVICE #)	ADD
<b>C</b> Pre-Terminated Quick Connect Plug **	N/C	<b>ALK</b> Exit Alarm: battery operated kit (9V battery included)	557
<b>DE</b> Delayed Egress: REQUIRES PS161-6 Power Supply (page 31)	1555	<b>ALW</b> Exit Alarm: remote power kit (12 or 24 VDC)	557
<b>E</b> Electric Lock/Unlock with Lock/Unlock monitoring (see above)	-	<b>BRL</b> Braille Touchbar	93
<b>ELR</b> Electric Latch Retraction: REQUIRES ELR150 Series Power Supply (pg. 32)	809	<b>CD</b> Cylinder Dogging: 1-1/4" Mortise Cylinder not included	83
<b>HC</b> Hurricane Code Device	36	<b>DS</b> Door Position Monitoring Switch	116
<b>LDS</b> Latchbolt Monitoring Double Switch	280	<b>LD</b> Less Dogging	36
<b>LS</b> Latchbolt Monitoring Switch	230	<b>SEC</b> Security Screws	48
<b>MLR</b> Motorized Latch Retraction	900	<b>SNB</b> Sex Nut and Bolt (6 req'd) without Trim	66
<b>Q</b> Wireless Access Management System	470	<b>SNB</b> Sex Nut and Bolt (2 req'd) with Trim	22
<b>TDS</b> Touchbar Monitoring Double Switch	280	<b>WALW</b> Weatherized Exit Alarm: Remote power (24 VDC)	725
<b>TS</b> Touchbar Monitoring Switch	230		
<b>WTDS</b> Weatherized Touchbar Monitoring Double Switch	390		
<b>WTS</b> Weatherized Touchbar Monitoring Switch	312		

- Devices for Retrofit Applications prefix Trim with the letter "R" (e.g. R4908A).
- Devices are priced less cylinders. If cylinder is required please see cylinders on pg. 30.
- Devices for 3'-0" door are furnished standard.
- Devices for 2'-6" & 4'-0" doors are available at no extra charge.
- \*\* See Stanley Hinges & Door Accessories price book for Wire Harness product
- Warranty is voided for Non-weathered electrical options used on applications exposed to the elements

**NOTES:** • UltraShield™ Antimicrobial finish coating option available to Apex Exit Devices & Trims.  
- 630AM list price for Exit Devices Add 62.00  
- 630AM list price for Trims Add 25.00

**SPLIT FINISHES:** When split finish is specified, the finish listed first is for outside trim. To obtain proper list price, add "Device Only" price to appropriate "Trim" price.

### TO ORDER:

Specify: Device No. with options × Trim × Hand × Finish × Door Width, Height and Thickness.



# 2200

## 3R0 – Apex Surface Vertical Rod – Reversible, Wide Stile



**Pull Trim:**



**Lever/Knob Trim:**



OUTSIDE FUNCTION	DEVICE × TRIM	628	606, 612 613, 630	626W Weatherized	605 625
<b>PULL TRIM:</b>					
01 Exit only, cover plate	2201 × 1701	1790	1995	2152	2188
02 Exit only, dummy trim	2202 × 1702A	1938	2143	2300	2343
03 Key retracts latchbolt	2203 × 1703A				
05 Key controls thumb piece	2205 × 1705A	2038	2243	2400	2444
15 Thumb piece always active	2215 × 1715A				
(Devices with 2000C Series Trim are the same price)					
<b>LEVER/KNOB TRIM:</b>					
01 Exit only, cover plate	2201 × 4901	1834	2039	2196	2229
02 Exit only, dummy trim	2202 × 4902A	2128	2333	2490	2600
03 Key retracts latchbolt	2203 × 4903A				
08 Key controls lever/knob	2208 × 4908A				
08 Key controls lever	2208 × V4908A	2238	2443	2600	2711
14 Lever/knob always active	2214 × 4914A				
<b>DEVICE ONLY:</b>					
01, 02, 03, 05, 08, 14, 15	22, 2201, 2202, 2203*, 2205, 2208, 2214, 2215	1689	1894	2051	2051
* 2203 Device × Cylinder Only Application includes Cylinder Attachment Kit "CA-03"					
E Elec. Device (see above)	E2203 × 4908A	3027	3232	3389	3500
<b>FL Fire Rated Hardware Specify prefix "FL" (e.g. FL2103) Dogging option NOT available</b>					<b>Add 173.00</b>

### Options

PREFIX (ADD TO DEVICE #)	ADD	SUFFIX (ADD TO DEVICE #)	ADD
<b>C</b> Pre-Terminated Quick Connect Plug **	N/C	<b>ALK</b> Exit Alarm: battery operated kit (9V battery included)	557
<b>DE</b> Delayed Egress: REQUIRES PS161-6 Power Supply (pg. 32)*	1555	<b>ALW</b> Exit Alarm: remote power kit (12 or 24 VDC)	557
<b>ELR</b> Electric Latch Retraction: REQUIRES ELR150 Series Power Supply (pg 23)	809	<b>BRL</b> Braille Touchbar	93
<b>HC</b> Hurricane Code Device	36	<b>CD</b> Cylinder Dogging: 1-1/4" Mortise Cylinder not included	83
<b>LS</b> Latchbolt Monitoring Switch	230	<b>DS</b> Door Position Monitoring Switch	116
<b>MLR</b> Motorized Latch Retraction	900	<b>LBR</b> Less Bottom Rod (no extra charge)	-
<b>Q</b> Wireless Access Management System	470	<b>LD</b> Less Dogging	36
<b>TDS</b> Touchbar Monitoring Double Switch	280	<b>SEC</b> Security Screws	48
<b>TS</b> Touchbar Monitoring Switch	230	<b>SNB</b> SNB Sex Nut and Bolt (10 req'd - not including rod guides) without Trim	110
<b>WTDS</b> Weatherized Touchbar Monitoring Double Switch	390	<b>SNB</b> SNB Sex Nut and Bolt (8 req'd - not including rod guides) LBR Device without Trim	88
<b>WTS</b> Weatherized Touchbar Monitoring Switch	312	<b>SNB</b> SNB Sex Nut and Bolt (6 req'd - not including rod guides) with Trim	66
		<b>SNB</b> SNB Sex Nut and Bolt (4 req'd - not including rod guides) LBR Device with Trim	44
		<b>TMB</b> Transom Bracket	58
		<b>WALW</b> Weatherized Exit Alarm: remote power (24 VDC)	725

- NOTES:**
- UltraShield™ Antimicrobial finish coating option available to Apex Exit Devices & Trims.
    - 630AM list price for Exit Devices Add 62.00
    - 630AM list price for Trims Add 25.00
  - Devices for Retrofit Applications prefix Trim with the letter "R" (e.g. R4908A).
  - Devices are priced less cylinders. If cylinder is required please see cylinders on pg. 30.
  - Devices for 3'-0" door are furnished standard.
  - Devices for 2'-6" & 4'-0" doors are available at no extra charge.
  - Top Rod for 7'-0" high door is furnished standard.

- Top Rod for 8'-0" to 12'-0" high door is available at no extra charge. (See catalog for fire rating).
- Warranty is voided for Non-weathered electrical options used on applications exposed to the elements
- \* Rod and Latch Guards provided by others
- \*\* See Stanley Hinges & Door Accessories price book for Wire Harness product

SPLIT FINISHES: When split finish is specified, the finish listed first is for outside trim. To obtain proper list price, add "Device Only" price to appropriate "Trim" price.

**TO ORDER:**

Specify: Device No. with options × Trim × Hand × Finish × Door Width, Height and Thickness.

# 2300

## 3R0 – Apex Mortise - Handed, Wide Stile



**Pull Trim:**



**Lever/Knob Trim:**



OUTSIDE FUNCTION	DEVICE × TRIM	628	606, 612 613, 630	626W Weatherized	605 625
<b>PULL TRIM:</b>					
01 Exit only, cover plate	2301 × 1701	1760	1967	2121	2157
02 Exit only, dummy trim	2302 × 1702A	1908	2115	2269	2312
03 Key retracts latchbolt	2303 × 1703A				
05 Key controls thumb piece	2305 × M1705A	2008	2215	2369	2413
15 Thumb piece always active (Devices with M2000C Series Trim are the same price)	2315 × M1715A				
<b>LEVER/KNOB TRIM:</b>					
01 Exit only, cover plate	2301 × 4901	1804	2011	2165	2198
02 Exit only, dummy trim	2302 × 4902A	2098	2305	2459	2569
03 Key retracts latchbolt	2303 × M4903A				
08 Key controls lever/knob	2308 × M4908A				
08 Key controls lever	2308 × VM4908A	2208	2415	2569	2680
14 Lever/knob always active	2314 × M4914A				
10 Inside key controls lever/knob Outside key retracts latchbolt	2310 × M4908A 2310 × VM4908A	2512	2720	2898	3009
10 Inside key controls lever/knob	2310 × M4914A				
<b>DEVICE ONLY:</b>					
01, 02, 03, 05, 08, 14, 15	2301, 2302, 2303*, 2305, 2308, 2314, 2315	1659	1866	2020	2020
E Elec. Device Electric Lock/Unlock Outside Trim	E2303 × M4908A E2303 × VM4908A	2829	3036	3190	3301
<b>FL Fire Rated Hardware Specify prefix "FL" (eg FL2303) Dogging option NOT available</b>				<b>Add 173.00</b>	

### Options

PREFIX (ADD TO DEVICE #)	ADD	SUFFIX (ADD TO DEVICE #)	ADD
<b>C</b> Pre-Terminated Quick Connect Plug **	N/C	<b>ALK</b> Exit Alarm: battery operated kit (9V battery included)	557
<b>DE</b> Delayed Egress: REQUIRES PS161-6 Power Supply (pg. 32)	1555	<b>ALW</b> Exit Alarm: remote power kit (12 or 24 VDC)	557
<b>E</b> Electric Lock/Unlock with Lock/Unlock monitoring (see above)	-	<b>BRL</b> Braille Touchbar	93
<b>ELR</b> Electric Latch Retraction: REQUIRES ELR150 Series Power Supply (pg. 32)	809	<b>CD</b> Cylinder Dogging: 1-1/4" Mortise Cylinder not included	83
<b>HC</b> Hurricane Code Device	36	<b>DS</b> Door Position Monitoring Switch	116
<b>LS</b> Latchbolt Monitoring Switch	230	<b>LD</b> Less Dogging	36
<b>MLR</b> Motorized Latch Retraction	900	<b>SEC</b> Security Screws	48
<b>TDS</b> Touchbar Monitoring Double Switch	280	<b>SNB</b> Sex Nut and Bolt (6 req'd) without Trim	66
<b>TS</b> Touchbar Monitoring Switch	230	<b>SNB</b> Sex Nut and Bolt (2 req'd) with Trim	22
<b>WTDS</b> Weatherized Touchbar Monitoring Double Switch	390	<b>WALW</b> Weatherized Exit Alarm: remote power (24 VDC)	725
<b>WTS</b> Weatherized Touchbar Monitoring Switch	312		

**NOTES:**

- UltraShield™ Antimicrobial finish coating option available to Apex Exit Devices & Trims.
- 630AM list price for Exit Devices Add 62.00
- 630AM list price for Trims Add 25.00

- Devices are priced less cylinders. If cylinder is required please see cylinders on pg. 30.
- Devices for 3'-0" door are furnished standard.
- For mortise lock body ONLY see page 29.
- Warranty is voided for Non-weathered electrical options used on applications exposed to the elements
- For 2'-6" & 4'-0" doors are available at no extra charge.
- \*\* See Stanley Hinges & Door Accessories price book for Wire Harness product

**SPLIT FINISHES:** When split finish is specified, the finish listed first is for outside trim. To obtain proper list price, add "Device Only" price to appropriate "Trim" price.

**TO ORDER:**

Specify: Device No. with options × Trim × Hand × Finish × Door Width, Height and Thickness.

# 2400

## 3R0 – Apex Rim - Non Handed, Narrow Stile



**Pull Trim:**



**Lever/Knob Trim:**



OUTSIDE FUNCTION	DEVICE × TRIM	628	606, 612 613, 630	626W Weatherized	605 625
<b>PULL TRIM:</b>					
01 Exit only, cover plate	2401 × 2001	1424	1626	1774	1810
02 Exit only, dummy trim	2402 × 2002C	1572	1774	1922	1965
03 Key retracts latchbolt	2403 × 2003C				
<b>LEVER TRIM:</b>					
01 Exit only, cover plate	2401 × 2901	1468	1670	1818	1851
02 Exit only, dummy trim	2402 × 2902A	1762	1964	2112	2222
03 Key retracts latchbolt	2403 × 2903A				
08 Key controls lever	2408 × 2908A				
14 Lever always active	2414 × 2914A	1872	2074	2222	2333
<b>DEVICE ONLY:</b>					
01, 02, 03, 08, 14	2401, 2402, 2403*, 2408, 2414	1323	1525	1673	1673
* 2403 Device × Cylinder Only Application includes Cylinder Attachment Kit "NCA-03".					
<b>FL Fire Rated Hardware Specify prefix "FL" (eg FL2403) Dogging option NOT available</b>					<b>Add 173.00</b>

## Options

PREFIX (ADD TO DEVICE #)	ADD
<b>C</b> Pre-Terminated Quick Connect Plug **	N/C
<b>DE</b> Delayed Egress: REQUIRES PS161-6 Power Supply (pg. 32)	1555
<b>ELR</b> Electric Latch Retraction: REQUIRES ELR150 Series Power Supply (pg. 32)	809
<b>MLR</b> Motorized Latch Retraction	900
<b>TDS</b> Touchbar Monitoring Double Switch	280
<b>TS</b> Touchbar Monitoring Switch	230
<b>WTDS</b> Weatherized Touchbar Monitoring Double Switch	390
<b>WTS</b> Weatherized Touchbar Monitoring Switch	312

SUFFIX (ADD TO DEVICE #)	ADD
<b>ALK</b> Exit Alarm: battery operated kit (9V battery included)	557
<b>ALW</b> Exit Alarm: remote power kit (12 or 24 VDC)	557
<b>BRL</b> Braille Touchbar	93
<b>CD</b> Cylinder Dogging: 1-1/4" Mortise Cylinder not included	83
<b>DS</b> Door Position Monitoring Switch	116
<b>LD</b> Less Dogging	36
<b>SEC</b> Security Screws	48
<b>SNB</b> SNB Sex Nut and Bolt (4 req'd) without Trim	44
<b>SNB</b> SNB Sex Nut and Bolt (2 req'd) with Trim	22
<b>WALW</b> Weatherized Exit Alarm: remote power (24 VDC)	725

- NOTES:**
- UltraShield™ Antimicrobial finish coating option available to Apex Exit Devices & Trims.
    - 630AM list price for Exit Devices Add 62.00
    - 630AM list price for Trims Add 25.00
  - Devices are priced less cylinders. If cylinder is required please see cylinders on pg. 30.
  - Warranty is voided for Non-weathered electrical options used on applications exposed to the elements

- 2403 × 2903A Device uses Rim Cylinder, 2408 × 2908A Device uses Mortise Cylinder.
- Devices for 3'-0" door are furnished standard.
- Devices for 4'-0" doors are available at no extra charge.
- \*\* See Stanley Hinges & Door Accessories price book for Wire Harness product

**SPLIT FINISHES:** When split finish is specified, the finish listed first is for outside trim. To obtain proper list price, add "Device Only" price to appropriate "Trim" price.

**TO ORDER:**

Specify: Device No. with options × Trim × Hand × Finish × Door Width, Height and Thickness.

# 2600

## 3R0 – Apex Concealed Vertical Rod - Non Handed, Narrow Stile



**Pull Trim:**



OUTSIDE FUNCTION	DEVICE × TRIM	628	606, 612 613, 630	626W Weatherized	605 625
<b>LEVER TRIM:</b>					
01 Exit only, cover plate	2601 × 2901	2095	2310	2471	2504
02 Exit only, dummy trim	2602 × 2902A	2389	2604	2765	2875
03 Key retracts latchbolt	2603 × 2903A				
08 Key controls lever	2608 × 2908A	2499	2714	2875	2986
14 Lever always active	2614 × 2914A				
<b>DEVICE ONLY:</b>					
01, 02, 03, 08, 14	2601, 2602, 2603*, 2608, 2614	1950	2165	2326	2326
*2603 Device × Cylinder Only Application includes Cylinder Attachment Kit "NCA-03"					

**FL Fire Rated Hardware Specify prefix "FL" (e.g. FL2603) Dogging option NOT available Add 173.00**

### Options

PREFIX (ADD TO DEVICE #)	ADD
<b>C</b> Pre-Terminated Quick Connect Plug **	N/C
<b>DE</b> Delayed Egress: REQUIRES PS161-6 Power Supply (pg. 32)	1555
<b>ELR</b> Electric Latch Retraction: REQUIRES ELR150 Series Power Supply (pg. 32)	809
<b>MLR</b> Motorized Latch Retraction	900
<b>TDS</b> Touchbar Monitoring Double Switch	280
<b>TS</b> Touchbar Monitoring Switch	230
<b>WTDS</b> Weatherized Touchbar Monitoring Double Switch	390
<b>WTS</b> Weatherized Touchbar Monitoring Switch	312

SUFFIX (ADD TO DEVICE #)	ADD
<b>ALK</b> Exit Alarm: battery operated kit (9V battery included)	557
<b>ALW</b> Exit Alarm: remote power kit (12 or 24 VDC)	557
<b>BRL</b> Braille Touchbar	93
<b>CD</b> Cylinder Dogging: 1-1/4" Mortise Cylinder not included	83
<b>DS</b> Door Position Monitoring Switch	116
<b>LBR</b> Less Bottom Rod (no extra charge)	-
<b>LD</b> Less Dogging	36
<b>SEC</b> Security Screws	48
<b>SNB</b> SNB Sex Nut and Bolt (4 req'd) without Trim	44
<b>SNB</b> SNB Sex Nut and Bolt (2 req'd) with Trim	22
<b>WALW</b> Weatherized Exit Alarm: remote power (24 VDC)	725

- NOTES:**
- UltraShield™ Antimicrobial finish coating option available to Apex Exit Devices & Trims.
    - 630AM list price for Exit Devices Add 62.00
    - 630AM list price for Trims Add 25.00
  - Devices are priced less cylinders. If cylinder is required please see cylinders on pg. 30.
  - 2603 × 2903A Device uses Rim Cylinder, 2608 × 2908A Device uses Mortise Cylinder.
  - Warranty is voided for Non-weathered electrical options used on applications exposed to the elements
  - Devices for 3'-0" door are furnished standard.

- Devices for 2'-6" & 4'-0" doors are available at no extra charge.
  - Top Rod for 6'-8" to 8'-0" high door is furnished standard.
  - Top Rod for 8'-0" to 10'-0" high door is available at no extra charge. (See catalog for fire rating).
- \*\* See Stanley Hinges & Door Accessories price book for Wire Harness product

**SPLIT FINISHES:** When split finish is specified, the finish listed first is for outside trim. To obtain proper list price, add "Device Only" price to appropriate "Trim" price.

**TO ORDER:** Specify: Device No. with options × Trim × Hand × Finish × Door Width, Height and Thickness.

# 2700

## 3R0 – Apex Wood Door Concealed Vertical Rod - Reversible, Wide Stile



**Pull Trim:**



**Lever/Knob Trim:**



OUTSIDE FUNCTION	DEVICE × TRIM	628	606, 612 613, 630	626W Weatherized	605 625
<b>PULL TRIM:</b>					
01 Exit only, cover plate	2701 × 1701	2191	2406	2577	2613
02 Exit only, dummy trim	2702 × 1702A	2339	2554	2725	2768
03 Key retracts latchbolt	2703 × 1703A				
05 Key controls thumb piece	2705 × 1705A	2439	2654	2825	2869
15 Thumb piece always active	2715 × 1715A				
<b>LEVER/KNOB TRIM:</b>					
01 Exit only, cover plate	2701 × 4901	2235	2450	2621	2654
02 Exit only, dummy trim	2702 × 4902A	2529	2744	2915	3025
03 Key retracts latchbolt	2703 × 4903A				
08 Key controls lever/knob	2708 × 4908A				
08 Key controls lever	2708 × V4908A	2639	2854	3025	3136
14 Lever/knob always active	2714 × 4914A				
<b>DEVICE ONLY:</b>					
01, 02, 03, 05, 08, 14, 15	2701, 2702, 2705, 2708, 2714, 2715	2090	2305	2476	2476
E Elec. Device	E2703 × 4908A	3428	3643	3814	3925
Electric Lock/Unlock Outside Trim	E2703 × V4908A				

**FL Fire Rated Hardware Specify prefix "FL" (e.g. FL2703) Dogging option NOT available Add 173.00**

### Options

PREFIX (ADD TO DEVICE #)	ADD
<b>C</b> Pre-Terminated Quick Connect Plug **	N/C
<b>DE</b> Delayed Egress: REQUIRES PS161-6 Power Supply (pg. 32)	1555
<b>ELR</b> Electric Latch Retraction: REQUIRES ELR150 Series Power Supply (pg. 32)	809
<b>LS</b> Latchbolt Monitoring Switch	230
<b>MLR</b> Motorized Latch Retraction	900
<b>Q</b> Wireless Access Management System	470
<b>TDS</b> Touchbar Monitoring Double Switch	280
<b>TS</b> Touchbar Monitoring Switch	230
<b>WTDS</b> Weatherized Touchbar Monitoring Double Switch	390
<b>WTS</b> Weatherized Touchbar Monitoring Switch	312

SUFFIX (ADD TO DEVICE #)	ADD
<b>ALK</b> Exit Alarm: battery operated kit (9V battery included)	557
<b>ALW</b> Exit Alarm: remote power kit (12 or 24 VDC)	557
<b>BRL</b> Braille Touchbar	93
<b>CD</b> Cylinder Dogging: 1-1/4" Mortise Cylinder not included	83
<b>DS</b> Door Position Monitoring Switch	116
<b>LBR</b> Less Bottom Rod (no extra charge)	-
<b>LD</b> Less Dogging	36
<b>SEC</b> Security Screws	48
<b>SNB</b> SNB Sex Nut and Bolt (6 req'd) without Trim	66
<b>SNB</b> SNB Sex Nut and Bolt (2 req'd) with Trim	22
<b>WALW</b> Weatherized Exit Alarm: remote power (24 VDC)	725

- NOTES:**
- UltraShield™ Antimicrobial finish coating option available to Apex Exit Devices & Trims.
    - 630AM list price for Exit Devices Add 62.00
    - 630AM list price for Trims Add 25.00
  - Devices for Retrofit Applications prefix Trim with the letter "R" (e.g. R4908A).
  - Devices are priced less cylinders. If cylinder is required please see cylinders on page 30.

- Devices for 3'-0" door are furnished standard.
  - Devices for 2'-6" & 4'-0" doors are available at no extra charge.
  - Top Rod for 6'-8" to 8'-0" high door is furnished standard.
  - Top Rod for 8'-1" to 10'-0" high door is available at no extra charge. (See catalog for fire rating).
  - Warranty is voided for Non-weathered electrical options used on applications exposed to the elements
- \*\* See Stanley Hinges & Door Accessories price book for Wire Harness product

**SPLIT FINISHES:** When split finish is specified, the finish listed first is for outside trim. To obtain proper list price, add "Device Only" price to appropriate "Trim" price.

**TO ORDER:**

Specify: Device No. with options × Trim × Hand × Finish × Door Width, Height and Thickness.

# 2800

## 3R0 – Apex Concealed Vertical Rod - Reversible, Wide Stile



**Pull Trim:**



**Lever/Knob Trim:**



**Cast Plate:**



OUTSIDE FUNCTION	DEVICE x TRIM	628	606, 612 613, 630	626W Weatherized	605 625
<b>PULL TRIM:</b>					
01 Exit only, cover plate	2801 x 1701	1938	2150	2311	2347
02 Exit only, dummy trim	2802 x C1702A	2086	2298	2459	2502
03 Key retracts latchbolt	2803 x C1703A				
05 Key controls thumb piece	2805 x C1705A	2186	2398	2559	2603
15 Thumb piece always active	2815 x C1715A				
<b>LEVER/KNOB TRIM:</b>					
01 Exit only, cover plate	2801 x 4901	1982	2194	2355	2388
02 Exit only, dummy trim	2802 x 4902A	2276	2488	2649	2759
03 Key retracts latchbolt	2803 x 4903A				
08 Key controls lever/knob	2808 x 4908A				
08 Key controls lever	2808 x V4908A	2386	2598	2759	2870
14 Lever/knob always active	2814 x 4914A				
<b>CAST PLATE:</b>					
03 Key Retracts Latch Bolt (pull by others)	2803 x C03	2020	2232	2393	2393
<b>DEVICE ONLY:</b>					
01, 02, 03, 05, 08, 14, 15	2801,2802,2803*, 2805, 2808, 2814, 2810	1837	2049	2210	2210
*2803 Device x Cylinder Only Application requires C03 Trim, see page 22					
E Elec. Device	E2803 x 4908A	3175	3387	3548	3659
E Electric Lock/Unlock Outside Trim	E2803 x V4908A				

**FL Fire Rated Hardware Specify prefix "FL" (e.g. FL2803) Dogging option NOT available**

**Add 173.00**

### Options

PREFIX (ADD TO DEVICE #)	ADD	SUFFIX (ADD TO DEVICE #)	ADD
<b>C</b> Pre-Terminated Quick Connect Plug **	N/C	<b>ALK</b> Exit Alarm: battery operated kit (9V battery included)	557
<b>DE</b> Delayed Egress: REQUIRES PS161-6 Power Supply (pg. 32)	1555	<b>ALW</b> Exit Alarm: remote power kit (12 or 24 VDC)	557
<b>ELR</b> Electric Latch Retraction: REQUIRES ELR150 Series Power Supply (pg. 32)	809	<b>BRL</b> Braille Touchbar	93
<b>HC</b> Hurricane Code Device	36	<b>CD</b> Cylinder Dogging: 1-1/4" Mortise Cylinder not included	83
<b>LS</b> Latchbolt Monitoring Switch	230	<b>DS</b> Door Position Monitoring Switch	116
<b>MLR</b> Motorized Latch Retraction	900	<b>LBR</b> Less Bottom Rod (no extra charge)	-
<b>TDS</b> Touchbar Monitoring Double Switch	280	<b>LD</b> Less Dogging	36
<b>TS</b> Touchbar Monitoring Switch	230	<b>SEC</b> Security Screws	48
<b>WTDS</b> Weatherized Touchbar Monitoring Double Switch	390	<b>SNB</b> SNB Sex Nut and Bolt (6 req'd) without Trim	66
<b>WTS</b> Weatherized Touchbar Monitoring Switch	312	<b>SNB</b> SNB Sex Nut and Bolt (2 req'd) with Trim	22
		<b>WALW</b> Weatherized Exit Alarm: remote power (24 VDC)	725

- NOTES:**
- UltraShield™ Antimicrobial finish coating option available to Apex Exit Devices & Trims.
    - 630AM list price for Exit Devices Add 62.00
    - 630AM list price for Trims Add 25.00
  - Devices are priced less cylinders. If cylinder is required please see cylinders on pg. 30.
  - Devices for 3'-0" door are furnished standard.

- Devices for 2'-6" & 4'-0" doors are available at no extra charge.
- Top Rod for 6'-8" to 8'-0" high door is furnished standard.
- Top Rod for 8'-1" to 10'-0" high door is available at no extra charge. (See catalog for fire rating).
- Warranty is voided for Non-weathered electrical options used on applications exposed to the elements
- \*\* See Stanley Hinges & Door Accessories price book for Wire Harness product

**SPLIT FINISHES:** When split finish is specified, the finish listed first is for outside trim. To obtain proper list price, add "Device Only" price to appropriate "Trim" price.

**TO ORDER:**












Specify: Device No. with options x Trim x Hand x Finish x Door Width, Height and Thickness.

# 2900/4900 Series Trims

## Decorative Levers list price

**\$97 PER TRIM (ONE LEVER)**

UltraShield™

LEVER STYLES	LIST PRICE ADD	LEVER STYLES	LIST PRICE ADD
 <b>12</b>	97	 <b>65</b>	97
 <b>17</b>	97	 <b>69</b>	97
 <b>51</b>	97	 <b>75</b>	97
 <b>52</b>	97	 <b>79</b>	97
 <b>60</b>	97	 <b>89</b>	97
 <b>62</b>	97		

92 Lever option also available

**TO ORDER:**

Specify: Device No. with options x Trim x Hand x Finish x Door Width, Height and Thickness.

# 5100 4R0 – Reliant Rim - Non Handed



**Plate**



**Pull Trim**



**Lever Trim**



OUTSIDE FUNCTION	DEVICE × TRIM	689 695	TRIM ONLY	689 695
<b>PLATE:</b>				
01 Exit only, cover plate	5101 × 501	501	501	49
<b>PULL TRIM:</b>				
02 Exit only, dummy trim	5102 × 602	517	602	65
03 Key retracts latchbolt	5103 × 603		603	
02 Exit only, dummy trim	5102 × 702A	561	702A	109
03 Key retracts latchbolt	5103 × 703A		703A	
<b>LEVER TRIM:</b>				
08 Key controls lever	5108 × 808A	707	808A	255
14 Lever always active	5114 × 814A		814A	
<b>DEVICE ONLY:</b>				
01, 02, 03, 08, 14	5101, 5102, 5103*, 5108, 5114	452	-	-
*5103 Device × Cylinder Only Application includes Cylinder Attachment Kit "CA-03"				
<b>FL Fire Rated Hardware Specify prefix "FL" (e.g. FL5103) Dogging option NOT available</b>				<b>Add 173.00</b>

## Options

PREFIX (ADD TO DEVICE #)	ADD
<b>TDS</b> Touchbar Monitoring Double Switch	280
<b>TS</b> Touchbar Monitoring Switch	230
<b>WTDS</b> WeatherizedTouchbar Monitoring Double Switch	390
<b>WTS</b> Weatherized Touchbar MonitoringSwitch	312

SUFFIX (ADD TO DEVICE #)	ADD
<b>ALK</b> Exit Alarm: battery operated kit (9V battery included)	557
<b>ALW</b> Exit Alarm: remote power kit (12 or 24 VDC)	557
<b>CD</b> Cylinder Dogging: 1-1/4" Mortise Cylinder not included	83
<b>LD</b> Less Dogging	36
<b>SNB</b> • SNB Sex Nut and Bolt (4 req'd) without Trim	44
<b>SNB</b> • SNB Sex Nut and Bolt (2 req'd) with Trim	22
<b>WALW</b> Weatherized Exit Alarm: remote power (12 or 24 VDC)	725

- NOTES:**
- Devices are priced less cylinders. If cylinder is required please see cylinders on pg. 30.
  - Devices for 3'-0" door are furnished standard.
  - Warranty is voided for Non-weathered electrical options used on applications exposed to the elements

- Weatherized Exit Alarm: remote power (24 VDC)
- Devices for 4'-0" doors are available at no extra change.
- 603 and 703 Trims use a Rim Cylinder, 808A Trims use a Mortise Cylinder.
- Factory cutting of custom sizes for Reliant series exit devices not available.

**TO ORDER:**

- Factory cutting of custom sizes for Reliant series exit devices not available.



# 5200 4R0 – Reliant Surface Vertical Rod - Reversible



**Plate**



**Pull Trim**



**Lever Trim**



OUTSIDE FUNCTION	DEVICE × TRIM	689 695	TRIM ONLY	689 695
<b>PLATE:</b>				
01 Exit only, cover plate	5201 × 501	827	501	49
<b>PULL TRIM:</b>				
02 Exit only, dummy trim	5202 × 602	843	602	65
03 Key retracts latchbolt	5203 × 603		603	
02 Exit only, dummy trim	5202 × 702A	892	702A	114
03 Key retracts latchbolt	5203 × 703A		703A	
<b>LEVER TRIM:</b>				
08 Key controls lever	5208 × 808A	1,033	808A	255
14 Lever always active	5214 × 814A		814A	
<b>DEVICE ONLY:</b>				
01, 02, 03, 08, 14	5201, 5202, 5203*, 5208, 5214	778	-	-
*5203 Device × Cylinder Only Application includes Cylinder Attachment Kit "CA-03"				
<b>FL Fire Rated Hardware Specify prefix "FL" (e.g. FL5103) Dogging option NOT available</b>				<b>Add 173.00</b>

## Options

PREFIX (ADD TO DEVICE #)	ADD
<b>TDS</b> Touchbar Monitoring Double Switch	280
<b>TS</b> Touchbar Monitoring Switch	230
<b>WTDS</b> Weatherized Touchbar Monitoring Double Switch	390
<b>WTS</b> Weatherized Touchbar Monitoring Switch	312

SUFFIX (ADD TO DEVICE #)	ADD
<b>ALK</b> Exit Alarm: battery operated kit (9V battery included)	557
<b>ALW</b> Exit Alarm: remote power kit (12 or 24 VDC)	557
<b>CD</b> Cylinder Dogging: 1-1/4" Mortise Cylinder not included	83
<b>LBR</b> Less Bottom Rod (no extra charge)	0
<b>LD</b> Less Dogging	36
<b>SNB</b> • SNB Sex Nut and Bolt (8 req'd - not including rod guides) without Trim	88
<b>SNB</b> • SNB Sex Nut and Bolt (6 req'd - not including rod guides) LBR Device w/o Trim.	66
<b>SNB</b> • SNB Sex Nut and Bolt (6 req'd - not including rod guides) with Trim	66
<b>SNB</b> • SNB Sex Nut and Bolt (4 req'd - not including rod guides) LBR Device with Trim	44
<b>WALW</b> Weatherized Exit Alarm: remote power (24 VDC)	725

- NOTES:**
- Devices are priced less cylinders. If cylinder is required please see cylinders on pg. 30.
  - Devices for 3'-0" door are furnished standard.
  - Devices for 4'-0" doors are available at no extra charge.
  - 603 and 703 Trims use a Rim Cylinder, 808A Trims use a Mortise Cylinder
  - Top Rod for 7'-0" high door is furnished standard.
  - Top Rod for 8'-0" to 10'-0" high door is available at no extra charge. (See catalog for fire rating).
  - Factory cutting of custom sizes for Reliant series exit devices not available.
  - Warranty is voided for Non-weathered electrical options used on applications exposed to the elements

**TO ORDER:**

- Factory cutting of custom sizes for Reliant series exit devices not available.

# 100

## 5R0 – Olympian Rim - 100 Handed, R100 Reversible, Crossbar



**Pull Trim:**



**Lever/Knob Trim:**



**OUTSIDE FUNCTION**

**DEVICE × TRIM**

**606, 612  
613, 630**

**605  
625**

<b>PULL TRIM:</b>			
01	Exit only, cover plate	101, R101 × 1701	1499
02	Exit only, dummy trim	102, R102 × 1702A	1647
03	Key retracts latchbolt	103, R103 × 1703A	1747
05	Key controls thumb piece	105, R105 × Y1705A	1935
15	Thumb piece always active (Devices with 2000C Series Trim are the same price)	115, R115 × Y1715A	
<b>LEVER/KNOB TRIM:</b>			
01	Exit only, cover plate	101, R101 × 4901	1543
02	Exit only, dummy trim	102, R102 × 4902A	1837
03	Key retracts latchbolt	103, R103 × 4903A	1947
08	Key controls lever/knob	108, R108 × Y4908A	2202
08	Key controls lever	108, R108 × VY4908A	
14	Lever/knob always active	114, R114 × Y4914A	
<b>DEVICE ONLY:</b>			
01, 02, 03, 05, 08, 14, 15		101, R101, 102, R102, 103*, R103*, 105, R105, 108, R108, 114, R114, 115, R115	1398

\*103 or R103 Device × Cylinder Only Application includes Cylinder Attachment Kit "CA-03"

<b>FL</b> Fire Rated Hardware Specify prefix "FL" (e.g. FL103) Dogging option NOT available	<b>Add 173.00</b>
---	-------------------

### Options


<b>SUFFIX (ADD TO DEVICE #)</b>	<b>ADD</b>
<b>CBR</b> Reinforced Crossbar	52
<b>LD</b> Less Dogging	36
<b>SEC</b> Security Screws (crossbar arm screws are hex socket head)	48
<b>SNB</b> • SNB Sex Nut and Bolt (8 req'd) without Trim	88
<b>SNB</b> • SNB Sex Nut and Bolt (4 req'd) with Trim	44

- NOTES:**
- Devices are priced less cylinders. If cylinder is required please see cylinders on pg. 30.
  - Devices for 3'-0" door are furnished standard.
  - Devices for 4'-0" doors are available at no extra charge.
  - Trim No. with prefix "Y" is for Olympian Device only.

**SPLIT FINISHES:** When split finish is specified, the finish listed first is for outside trim. To obtain proper list price, add "Device Only" price to appropriate "Trim" price.

**TO ORDER:** Specify: Device No. with options × Trim × Hand × Finish × Door Width, Height and Thickness.

# 200 5R0 – Olympian Surface Vertical Rod - Non Handed, Crossbar



**Pull Trim:**



**Lever/Knob Trim:**



**OUTSIDE FUNCTION**

	DEVICE × TRIM	606, 612 613, 630	605 625
<b>PULL TRIM:</b>			
01 Exit only, cover plate	201 × 1701	2048	2242
02 Exit only, dummy trim	202 × 1702A	2196	2397
03 Key retracts latchbolt	203 × 1703A		
05 Key controls thumb piece	205 × Y1705A	2296	2498
15 Thumb piece always active	215 × Y1715A		
(Devices with 2000C Series Trim are the same price)			
<b>LEVER/KNOB TRIM:</b>			
01 Exit only, cover plate	201 × 4901	2092	2274
02 Exit only, dummy trim	202 × 4902A	2386	2654
03 Key retracts latchbolt	203 × 4903A		
08 Key controls lever/knob	208 × Y4908A		
08 Key controls lever	208 × VY4908A	2496	2765
14 Lever/knob always active	214 × Y4914A		
<b>DEVICE ONLY:</b>			
01, 02, 03, 05, 08, 14, 15	201, 202, 203*, 205, 208, 214, 215	1947	2105
*203 Device × Cylinder Only Application includes Cylinder Attachment Kit "CA-03"			

**FL Fire Rated Hardware Specify prefix "FL" (e.g. FL203) Dogging option NOT available Add 173.00**

## Options

SUFFIX (ADD TO DEVICE #)	ADD
<b>CBR</b> Reinforced Crossbar	52
<b>LBR</b> Less Bottom Rod (no extra charge)	-
<b>LD</b> Less Dogging	36
<b>SEC</b> Security Screws (crossbar arm screws are hex socket head)	48
<b>SNB</b> • SNB Sex Nut and Bolt (12 req'd - not including rod guides) without Trim	132
<b>SNB</b> • SNB Sex Nut and Bolt (10 req'd - not including rod guides) LBR Device without Trim	110
<b>SNB</b> • SNB Sex Nut and Bolt (8 req'd - not including rod guides) with Trim	88
<b>SNB</b> • SNB Sex Nut and Bolt (6 req'd - not including rod guides) LBR Device with Trim	66
<b>TMB</b> Transom Bracket	58


- NOTES:**
- Devices are priced less cylinders. If cylinder is required please see cylinders on pg. 30.
  - Devices for 3'-0" door are furnished standard.
  - Devices for 4'-0" doors are available at no extra charge.
  - Top Rod for 7'-0" high door is furnished standard.
  - Top Rod for 8'-0" to 12'-0" high door is available at no extra charge. (See catalog for fire rating).
  - Trim No. with prefix "Y" is for Olympian Device only.

**SPLIT FINISHES:** When split finish is specified, the finish listed first is for outside trim. To obtain proper list price, add "Device Only" price to appropriate "Trim" price.

**TO ORDER:** Specify: Device No. with options × Trim × Hand × Finish × Door Width, Height and Thickness.

# 300

## 5R0 – Olympian Mortise - Handed, Crossbar



**Pull Trim:**



**Lever/Knob Trim:**



**OUTSIDE FUNCTION**

**DEVICE × TRIM**

**606, 612  
613, 630**

**605  
625**

<b>PULL TRIM:</b>				
01	Exit only, cover plate	301 × 1701	2018	2213
02	Exit only, dummy trim	302 × 1702A	2166	2368
03	Key retracts latchbolt	303 × 1703A		
05	Key controls thumb piece	305 × M1705A	2266	2469
15	Thumb piece always active	315 × M1715A		
(Devices with M2000C Series Trim are the same price)				
<b>LEVER/KNOB TRIM:</b>				
01	Exit only, cover plate	301 × 4901	2062	2254
02	Exit only, dummy trim	302 × 4902A	2356	2625
03	Key retracts latchbolt	303 × M4903A		
08	Key controls lever/knob	308 × M4908A		
08	Key controls lever	308 × VM4908A	2466	2736
14	Lever/knob always active	314 × M4914A		
<b>DEVICE ONLY:</b>				
01, 02, 03, 05, 08, 14, 15		301, 302, 303, 305, 308, 314, 315	1917	2076
<b>FL Fire Rated Hardware Specify prefix "FL" (eg FL203) Dogging option NOT available</b>			<b>Add 173.00</b>	

### Options

<b>SUFFIX (ADD TO DEVICE #)</b>	<b>ADD</b>
<b>CBR</b> Reinforced Crossbar	52
<b>LD</b> Less Dogging	36
<b>SEC</b> Security Screws (crossbar arm screws are hex socket head)	48
<b>SNB</b> • SNB Sex Nut and Bolt (8 req'd) without Trim	88
<b>SNB</b> • SNB Sex Nut and Bolt (4 req'd) with Trim	44

- NOTES:**
- Devices are priced less cylinders. If cylinder is required please see cylinders on pg. 30.
  - Devices for 3'-0" door are furnished standard

- Devices for 4'-0" doors are available at no extra charge
- For mortise lock body ONLY see pg. 30.

**SPLIT FINISHES:** When split finish is specified, the finish listed first is for outside trim. To obtain proper list price, add "Device Only" price to appropriate "Trim" price.

**TO ORDER:**

Specify: Device No with options × Trim × Hand × Finish × Door Width, Height and Thickness



**7R0 – Arm-A-Dor® – Security Exit Hardware**

**COMPLETE PRODUCT ASSEMBLIES**

PRODUCT NUMBER	DESCRIPTION	ALARM	FITS DOOR WIDTHS	FITS JAMBS UP TO	US28/628
A101-001	Automatic Relock	No	3' TO 4'	6 3/4"	1259
A101-002	Automatic Relock	Yes*	3' TO 4'	6 3/4"	1405
A101-012	Automatic Relock	No	3' ONLY	5 1/4" - 5 3/4"	1110
A101-013	Automatic Relock	Yes*	3' ONLY	5 1/4" - 5 3/4"	1259
A101-014	Automatic Relock	No	4' ONLY	5 1/4" - 5 3/4"	1213
A101-015	Automatic Relock	Yes*	4' ONLY	5 1/4" - 5 3/4"	1360
A102-001	Manual Relock	No	3' TO 4'	6 3/4"	1213
A102-002	Manual Relock	Yes*	3' TO 4'	6 3/4"	1360
A101-F01	Automatic-Fire Rated	No	3' TO 4'	6 3/4"	1405
A101-F02	Automatic-Fire Rated	Yes*	3' TO 4'	6 3/4"	1551

\* ALARM MODELS A101-002, A101-013, and A101-F02 require two 9 volt batteries (INCLUDED) and a Standard 1-1/8" mortise cylinder (NOT INCLUDED)

**OPTIONAL KITS: (A/C ADAPTER, ALARM, DOUBLE DOOR, LOW PROFILE)**

KIT NUMBER	DESCRIPTION	
A103-002	Switch - For wiring to existing system (one individual kit)	65
A103-003	Alarm Sub - Assembly	574
A104-001	Low Profile Installation Kit - For door jambs greater than 6 3/4"	171
A106-001	Standard Double Door Kit - For all models	256
A106-002	Low Profile Installation Kit - For jamb depths greater than 6 3/4"	274
A107-001	A/C Adapter Kit - For plug in battery back-up	292
A107-002	A/C Adapter Hard Wire Kit - Wiring to electrical system w/battery back-up	403
DROP SHIP	Drop Ship Fee For Items Shipped Under \$300	65

**DEADBOLTS (REQUIRED) FOR DOUBLE DOOR APPLICATIONS:**

MODEL	DESCRIPTION	
1881-003	Sliding Deadbolt w/Padlock locking Hasp & Strike	183
1883-003	Sliding Deadbolt Keylocking with Strike	209

- NOTES:**
- Prepaid Freight on all shipments of 30 or more units.
  - Express Program (ship within 48 hours) available for up to 10 units for extra 20% limited to models A101-002, 101-013, A101-015.

**TO ORDER:** \_\_\_\_\_  
Specify: 7R-A101-001 × US28/628.

**Trim - Apex Wide & Narrow Stile, Olympian**



TRIM NUMBER	606, 612, 613, 630 605, 625	
	1701, R1701, 2001 (cover plate)	101
1702A, R1702A, 1703A, R1703A, C1702A, C1703A, 2002C, 2003C	249	292
1705A, R1705A, 1715A, R1715A, C1705A, C1715A, Y1705A, Y1715A, M1705A, M1715A, RM1705A, RM1715A, 2005C, 2015C, Y2005C, Y2015C, M2005C, M2015C	349	393

TRIM NUMBER	606, 612 613, 630 605, 625	
	4901, R4901, 2901 (cover plate)	145
4902A, R4902A, 4903A, R4903A, M4903A, RM4903A, 2902A, 2903A	439	549
4908A, R4908A, 4914A, R4914A, Y4908A, Y4914A, M4908A, M4914A, RM4908A, RM4914A, 2908A, 2914A	549	660
V4908A, RV4908A, VM4908A, VY4908A, RVM4908A	549	660

• 630 Trim furnished for 628 Devices. Grip Style "A" and "B" are furnished 626 for 630 Trim.

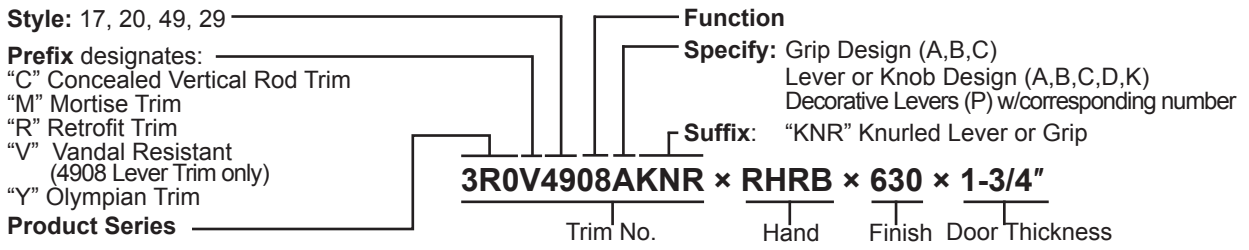
- Lever Trims are shipped handed. Specify Hand.
- 626 Trim is furnished for 628, 626W and 630 Devices.
- 2900 Series Trims are available for Apex Narrow Stile only.
- Knurled Knob/Lever, Grip "KNR" add \$83.00

**C03**  
Cast Plate  
"Pull by others"



- Specify No. C03 Cylinder Attachment Trim for 2803 Device when Pull by Others is specified.
- Available in 605, 606, 612, 613, 625 and 626 finishes.
- Add \$183.00 to the price of the device.

**How to Order:**



- NOTES:**
- UltraShield™ Antimicrobial finish coating option available to Apex Trims. - 630AM list price for Trims
  - For pricing on trims for the 5100 and 5200 series devices, see pages 22 and 23.
  - Devices are priced less cylinders. If cylinder is required please see cylinders on pg. 29.
  - Trims with "M" prefix require 1-1/4" Mortise Type Cylinder on page 30.
  - 2900 Series T rim - Rim Type Cylinder for "03" function and Mortise Type Cylinder for "08" function, not furnished standard. Use 1-1/4" long standard Mortise Cylinder . Specify when required.
  - All other Trims require Rim Type Cylinder .
  - Trim No. with prefix "Y" is for Olympian Device only.
  - No extra charge for different Lever or Grip styles. A Lever/Grip Standard.

## Mullions and Strikes

DESCRIPTION	PRODUCT NO.	PRIMER 600	ALUMINUM 689 OR DARK BRONZE 695
<b>Complete Mullion Assemblies</b>			
<b>REMOVABLE MULLION - 2" x 2" x 8'-0"</b>			
Standard	811	475	560
<b>REMOVABLE MULLION - 2" x 3" x 8'-0"</b>			
Standard	822	605	690
Fire Labeled (Includes Stabilizers)	FL822	777	863
Hurricane Code	HC822	863	948
Fire Labeled Hurricane Code	FLC822	1037	1121
<b>KEY REMOVABLE MULLION - 2" x 3" x 8'-0"</b>			
Standard	KR822	1037	1164
Fire Labeled (Includes Stabilizers)	FLKR822	1248	1336
Hurricane Code	HCKR822	1336	1425
Fire Labeled Hurricane Code (Includes Stabilizers)	FLHCKR822	1456	1510
<ul style="list-style-type: none"> <li>• For greater heights add \$19 for each additional 12" or less</li> <li>• Above Mullion Prices include Top and Bottom Fittings.</li> </ul>			
Note: MCS822 mullion cap spacer available as suffix option for 822 series mullions (e.g. 822MCS x 600 x 8').			
Fire Labeled (FL) and Hurricane Code (HC) mullions 8'0" high maximum			
* For individual kit see 822 mullion accessories below.			
<b>INDIVIDUAL MULLION FITTINGS</b>			
Mullion Cap	MC811	97	112
Bottom Fitting-fl at sill	MB811	70	91
Mullion Cap	MC822	158	174
Bottom Fitting-fl at sill	MB822	128	150
<b>KEY REMOVABLE MULLION CAP KIT</b>			
Mullion Cap Assembly	KMC822	475	496
Fire Labeled Mullion Cap Assembly	KMC822F	686	668
<b>822 MULLION ACCESSORIES</b>			
*Mullion Cap Spacer	MCS822	68	82
Stabilizers (2 per mullion) - Dull Black	ST989	76 (Dull Black)	
Interlock - Dull Black	S1447	58 (Dull Black)	
DESCRIPTION SERIES	STRIKE NO.	DULL BLACK	605, 606, 612 613, 625, 626W, 630
<b>STRIKES - RIM DEVICES</b>			
Standard	2100, 5100, 100, R100, FL2100, FL5100, FL100, FR100	S300	64
	2400, FL2400-Pair of Doors with Mullion		-
	2400, FL2400-Single Door (Roller Strike)	S988	80
Optional	2100, 2400, 5100, 100, R100, FL2100, FL2400, FL5100, FL100, FLR100 (Roller Strike)	S301	80
	2100, 2400, 5100, 100, R100, FL2100, FL2400, FL5100, FL100, FLR100 (Roller Strike)	S458	80
	2100, 5100, 100, R100 (Roller Strike)	S988	80
	2100 x 2200, 5100 x 5200, 100 x 200	S459	44
<b>STRIKES - VERTICAL ROD DEVICES</b>			
Top Strike	2200, FL2200, 5200, FL5200, 200, FL200	S300	64
Optional	2200, FL2200, 5200, FL5200, 200, FL200	S301	80
Bottom Strike	2200, FL2200, 5200, FL5200, 200, FL200	S460	52
<b>STRIKES - MORTISE DEVICES</b>			
Standard	Std Curved Lip Single Door ANSI (handed)	S982	- 64
	Flat 7/8" Lip ANSI (handed)	S983	- 64
Optional	Open Back ANSI (handed)	S984	- 120
	Open Back 8" x 1-1/4" (handed)	S985	- 127
<b>STRIKES - CONCEALED VERTICAL ROD DEVICES</b>			
Top Strike	2700, FL2700, 2800, FL2800, 2600, FL2600	S519	64
Bottom Strike	2700, FL2700, 2800, FL2800, 2600, FL2600	S460	52



## Accessories

SERIES	DESCRIPTION	PRODUCT NO.	628	606, 612 613, 630	626W 605, 625
<b>RIGID DUMMY TOUCHBAR</b>					
Apex	Wide Stile Rigid Narrow Stile Rigid	671DR-3, 671DR-4 N673DR-3, N673DR-4	615	776	898

<b>ACTIVE DUMMY TOUCHBAR WITH MICRO SWITCH</b>					
Apex	Wide Stile Active Narrow Stile Active	TS672DA-3, TS672DA-4 TSN674DA-3, TSN674DA-4	1044	1058	1185

<b>OPTIONS FOR ACTIVE DUMMY TOUCHBAR</b>					
ALK	Exit Alarm: battery operated kit (9V battery included)				557
ALW	Exit Alarm: remote power kit (12 or 24 VDC)				557
CD	Cylinder Dogging: 1-1/4" Mortise Cylinder not included				83
DS	Door Position Monitoring Switch				116
TDS	Touchbar Monitoring Double Switch				280

SERIES	DESCRIPTION	PRODUCT NO.	ALL FINISHES
<b>MORTISE LOCK - HANDED</b>			
Apex & Olympian	Functions 01, 02, 03	M303, M303F	605
	Functions 05, 08, 14, 15	M308, M308F	
	Functions 10	M310, M310F	

- For Electric Mortise Lock see page 32.
- 1-1/4" mortise cylinder not included. If cylinder is required please see cylinders below.
- Lock front furnished beveled.
- Available in 605, 606, 612, 613, 625, 630 Finishes.
- When ordering specify: model no., hand and finish.  
(e.g. M303 x RHRB x 630)

SERIES	DESCRIPTION	PRODUCT NO.	
<b>FIRE BOLT ASSEMBLY</b>			
Apex & Olympian	Fire Bolt Assembly	FB277	148

<b>TRANSOM BRACKET</b>			
Apex & Olympian	Transom Bracket	TMB453 (Use Strike No. S300, see pg. 31)	62

<b>TOOLS</b>			
All Devices	7/32" Dogging Key	DK220	17
	5/32" Hex Wrench*	HW996	
* Hex Wrench for crossbar plugs and mortise active case.			

<b>CYLINDERS</b>			
	Rim Cylinder	IE72	See BEST Price Book for more detail
	Mortise Cylinder	IE74 C4	See BEST Price Book for more detail

Note: Rim and mortise cylinders ( housings) as well as interchangeable cores are available from our BEST product line. Please ask your local Stanley Security Solutions sales representative about the many options available to fit your specific requirements including patented keying systems such as BEST CORMAX™.



## Electrical Products

DESCRIPTION	PRODUCT NO	LIST PRICE	
<b>POWER SUPPLY - SERIES ELR150 (REQUIRED FOR ELR DEVICES)</b>			
Power Supply including (1) control module for (1) device	ELR151	671	
Power Supply including (2) control modules for (2) devices	ELR152	918	
Power Supply including (3) control modules for (3) devices	ELR153	1167	
Power Supply including (4) control modules for (4) devices	ELR154	1415	
Power Supply, no control modules	ELR150	426	
<b>CONTROL MODULE</b>			
Control Module card (on/off adjustable Time Delay standard)	CM150-08	249	
<b>BATTERY BACK-UP</b>			
Battery back-up card (batteries not included)	BT150-07	457	
<b>POWER SUPPLY - SERIES PS160-6 (REQUIRED FOR DE DEVICES)</b>			
Power Supply (6 amp) operates up to (4) DE Devices (wire run permitting)	PS161-6	697	
<b>POWER SUPPLY - SERIES RPSMLR (RPSMLR MODELS CAN POWER UP TO (2) TWO MLR EXIT DEVICES)</b>			
Small enclosure, no battery storage	RPSMLR2	450	
Large enclosure for battery storage (Batteries not included)	RPSMLR2BB	530	
<b>CONVERSION KITS</b>		<b>PRODUCT NO</b>	
<b>ELECTRIC LATCH RETRACTION*</b>			
For 3'-0", 4'-0" Apex Wide Stile Device	ELRK-3, ELRK-4, ELRKF-3, ELRKF-4	842	
For 3'-0", 4'-0" Apex Narrow Stile Device	NELRK-3, NELRK-4, NELRKF-3, NELRKF-4	842	
<ul style="list-style-type: none"> <li>• ELR Conversion Kits are ONLY available for Apex 2000 Series Devices.</li> <li>* Requires PHI ELR150 Power Supply (see above).</li> </ul>			
<b>MOTORIZED LATCH RETRACTION</b>			
Motorized Latch Retraction Retrofit Kit	RPMLR-K	900	
NOTE: When RPMLR-K is ordered for existing exit devices using Hex or Cylinder Dogging, it is recommended to include a blank hinge filler. See PRECISION Apex 2000 illustrated parts catalog <a href="http://www.precisionhardware.com">www.precisionhardware.com</a>			
<b>MONITORING</b>			
All Apex Devices	Touchbar Monitoring Switch	TSK309	230
All Apex Devices	Touchbar Monitoring Double Switch	TDSK310	280
Apex Wide Rim Device Only	Latchbolt Monitoring Switch	LSRK298	230
Apex Wide Rim Device Only	Latchbolt Monitoring Double Switch	LDSRK299	280
Apex Wide SVR or CVR Devices Only	Latchbolt Monitoring Switch	LSVK910	230
<b>Q OPTION RETROFIT KITS</b>			
Wireless Access Management System	QSRK5267 – 2103 Rim QSVK5268 – 2203, 2703 Surface and Concealed Vertical Rod Surface and Concealed Vertical Rod	508	
NOTE: For additional product details see Apex 2000 series catalog section.			
<ul style="list-style-type: none"> <li>• Latchbolt Monitoring for Apex Mortise Devices, specify LSM303 or LSM308 Electric Mortise Lock, see pg. 32.</li> </ul>			
<b>ELECTRIC RIM DEVICE</b>			
2103, FL2103 Rim Devices	Electric Lock/Unlock Outside Trim	E2103K	559

## Electrical Products - (continued)

DESCRIPTION	PRODUCT NO.	ALL FINISHES
<b>ELECTRIC MORTISE LOCK</b>		
Latchbolt monitoring, "03" Function	LSM303, LSM303F	840
Latchbolt monitoring, "08" Function	LSM308, LSM308F	
Electric lock/unlock with switch to monitor outside trim (locked/unlocked)	EM303, EM303F	1173
Electric lock/unlock with switches to monitor the outside trim (locked or unlocked) and to monitor the latchbolt	LSEM303, LSEM303F	1226

**NOTES:**

- Fail Secure "FSE" is furnished standard. When Fail Safe is required specify "FS".
- Electric lock/unlock option specify 24V.
- Price does not include 1-1/4" mortise cylinder. If cylinder is required please see cylinders on pg. 30.
- Lock front furnished beveled.
- When ordering specify: model no., voltage (24V), Fail Safe/Fail Secure, hand and finish.  
(e.g. EM303 × 24V × FS × RHRB × 630)

DEVICE SERIES	DESCRIPTION	DEVICE SIZE	KIT NO.	ALL FINISHES
<b>EXIT ALARM KIT</b>				
Apex Wide Stile .	Battery Operated*	3'-0"	ALK-3	580
		4'-0"	ALK-4	
	Remote Power	3'-0"	ALW-3	
		4'-0"	ALW-4	
Apex Narrow Stile	Battery Operated*	3'-0"	NALK-3	580
		4'-0"	NALK-4	
	Remote Power	3'-0"	NALW-3	
		4'-0"	NALW-4	
Reliant**	Battery Operated*	3'-0"	RALK-3	528
		4'-0"	RALK-4	
	Remote Power	3'-0"	RALW-3	
		4'-0"	RALW-4	

Notes:

- WH495 Wiring Harness - Required for Remote Arming/Disarming the Alarm. 38
- Narrow and Wide Stile, kits are available in 605, 606, 612, 613, 625, 628, 630 Finishes.
- To order specify Kit No. and Finish (e.g. ALK-3 × 630).
- \* For Battery operated kits a 9 Volt Battery is included.
- \*\* Reliant Series, kits are available in 689 or 695 Finishes.

DEVICE SERIES	DESCRIPTION	DEVICE SIZE	KIT NO.	ALL FINISHES
<b>DOOR POSITION MONITORING SWITCH*</b>				
Apex Wide Stile	Door Position Switch Kit	All	DS880	121
Apex Narrow Stile	Door Position Switch Kit	All	NDS986	
* Kit includes Endcap and Endcap Mounting Bracket, specify finish.				

DESCRIPTION	PRODUCT NO.	ALL FINISHES
<b>POWER TRANSFER</b>		
Conc Power Transfer - accepts 5/16" wire bundle - max. 120° degree swing	EPT-5	218
Door Loop - Armored Flex Conduit (less wires) 18" long - max. 120° degree swing	EPT-2	64
Electric Power Transfer	EPT-12C	492

## Apex Component Assemblies - Wide Stile

DESCRIPTION	FUNCTION/ DEVICE TYPE	ASSEMBLY NO.	STEEL PLATED	628	606, 612 613, 630	626W 605 625
<b>ACTIVE CASE (INCLUDES LOCK SIDE FILLER)</b>						
Rim - Reversible	01, 02, 03 05, 08, 14, 15	A2103 A2108	–	535	533	568
Rim - Reversible (Fire Rated)	01, 02, 03 05, 08, 14, 15	A2103F A2108F	–	668	665	707
Surface Vertical Rod - Reversible	01, 02, 03 05, 08, 14, 15	A2203, A2203F A2208, A2208F				
Mortise - Reversible	01, 02, 03, 05 08, 14, 15	A2303 A2303F	–	535	533	568
Concealed Vertical Rod (metal) - Reversible	01, 02, 03 05, 08, 14, 15	A2803, A2803F A2808, A2808F				
Concealed Vertical Rod (wood) - Reversible	01, 02, 03 05, 08, 14, 15	A2703, A2703F A2708, A2708F				
<b>TOP LATCH</b>						
Surface Vertical Rod (630 furnished for 628, includes Latch Cover)	2200, FL2200	TL22, TL22F	–	–	316	356
Concealed Vertical Rod (metal, includes Top Latch & Rod Assembly)	2800, FL2800	TL28-8, TL28-10, TL28F-8, TL28F-10	215	–	–	–
Concealed Vertical Rod (wood, includes Top Latch & Rod Assembly)	2700, FL2700	TL27-8, TL27-10, TL27F-8	330	–	–	–
<b>BOTTOM LATCH</b>						
Surface Vertical Rod (630 furnished for 628, includes Latch Cover)	2200, FL2200	BL22, BL22F	–	–	277	322
Concealed Vertical Rod (metal, includes Top Latch & Rod Assembly)	2800, FL2800	BL28, BL28F	152	–	–	–
Concealed Vertical Rod (wood, includes Top Latch & Rod Assembly)	2700, FL2700	BL27, BL27F	256	–	–	–
<b>COVERS</b>						
<b>ACTIVE CASE</b>						
Rim	2100, FL2100	AC21				
Rim "10" Function - Handed	2110, FL2110	AC2110				
Surface Vertical Rod	2200, FL2200	AC22				
Mortise	2300, FL2300	AC23	–	107	152	200
Mortise "10" Function - Handed	2310, FL2310	AC2310				
Concealed Vertical Rod	2700, FL2700, 2800, FL2800	AC23				
<b>SVR LATCH CASE</b>						
(Top or Bottom) (630 furnished for 628)	2200, FL2200	LC22	–	–	134	166

Notes:

- Assembly Nos. with Suffix "F" designate Assemblies for Fire Exit Hardware.
- Specify Hand for all reversible Active Case Assemblies.



## Apex Component Assemblies - Wide Stile

DESCRIPTION	FUNCTION/ DEVICE TYPE	ASSEMBLY NO.	STEEL PLATED	628	606, 612 613, 630	626W 605 625
<b>TOUCHBAR COMPONENTS</b>						
Touchbar Assembly (less active case, end cap & brkt.)	All Devices	TBA-3, FLTBA-3, TBA-4, FLTBA-4, TBA-26, FLTBA-26	-	801	926	1,033
<b>DEVICE ENDCAP</b>						
Endcap	All Devices	EC992	-	-	71	94
Mounting Bracket	All Devices	MB305	49	-	-	-
<b>CENTER CHASSIS</b>						
Concealed Vertical Rod (metal)	2800, FL2800	CCH344	321	-	-	-
<b>TOP ROD</b>						
Surface Vertical Rod (Includes Rod Pin, Clip & Rod Guide) (630 furnished for 626 and 628) (12'-0" is not available on Fire Rated Devices)	7'-0" 8'-0" 1 0'-0" 12'-0"	TR1854 TR1855 TR1857 TR5197	-	-	81	107
Concealed Vertical Rod (metal)	6'-8" to 8'-0" 8'-1" to 10'-0"	TR551 TR552	118	-	-	-
Concealed Vertical Rod (wood)	6'-8" to 8'-0" 8'-1" to 10'-0"	TR554 TR555	195	-	-	-
<b>BOTTOM ROD</b>						
Surface Vertical Rod (Includes Rod Pin, Clip & Rod Guide) (630 furnished for 626 and 628)	All Devices	BR1859	-	-	78	102
Concealed Vertical Rod (metal) (Includes Bottom bolt)	All Devices	BR553	118	-	-	-
Concealed Vertical Rod (wood) (Includes Bottom bolt)	All Devices	BR556	195	-	-	-
<b>EXTENDED BOTTOM ROD</b>						
Surface Vertical Rod	All Devices	BR5247-09	-	-	128	158
Concealed Vertical Rod (metal) (Bottom bolt NOT included)	All Devices	BR5244-09	99	-	-	-
Concealed Vertical Rod (wood) (Bottom bolt NOT included)	All Devices	BR5246-09	99	-	-	-
<b>ROD GUIDE, PIN &amp; CLIP</b>						
Surface Vertical Rod	2200, FL2200	RG124	-	-	40	41
<b>CYLINDER DOGGING KIT</b>						
Cylinder Dogging Kit (1-1/4" Mortise Cylinder not included, see pg. 30)	All Devices	CDK-3, CDK-4	-	148	148	152
<b>DOUBLE CYLINDER KIT - "10" FUNCTION - HANDED</b> (Cylinders not included, see pg. 30)						
Rim Device (Includes locking/cylinder assy., cylinder collar and active case cover)		RDC-10	-	411	457	529
Mortise Device (Includes M310 Mortise Lock, extension assy., cylinder bracket/collar and active case cover)		MDC-10	-	1,016	1062	1134
<b>SHIM KIT</b>						
One set of 1/8" shims	All Devices	SMK994	58	-	-	-
<b>BACK PLATE</b>						
Access Control Trim Center Driven Cam	All Devices	BP21	56	-	-	-
Note: Converts 2101, 2102, 2103, 2108 to 21 Center driven cam exit device						



## Apex Component Assemblies - Narrow Stile

DESCRIPTION	FUNCTION/ DEVICE TYPE	ASSEMBLY NO.	STEEL PLATED	628	606, 612 613, 630	626W 605, 625
<b>ACTIVE CASE (INCLUDES LOCK SIDE FILLER)</b>						
Rim - Non Handed	All Functions	A24	-	590	587	586
		A24F	-	721	719	763
Concealed Vertical Rod (metal) - Non Handed	All Functions	A26, A26F	-	590	587	626
<b>COVER</b>						
<b>ACTIVE CASE</b>						
Rim	2400, FL2400	AC24	-	107	152	200
Concealed Vertical Rod	2600, FL2600	AC26				
<b>TOUCHBAR COMPONENTS</b>						
Touchbar Assembly (less active case, end cap & bracket)	All Devices	NTBA-3, FLNTBA-3, NTBA-4, FLNTBA-4		802	934	1,033
<b>DEVICE ENDCAP</b>						
Endcap	All Devices	NEC993	-	-	71	94
Mounting Bracket	All Devices	NMB591	49	-	-	-
<b>CENTER CHASSIS</b>						
Concealed Vertical Rod (metal)	2600, FL2600	CCH343	348	-	-	-
<b>TOP LATCH</b>						
Concealed Vertical Rod (metal, includes Top Latch & Rod Assembly)	2600 FL2600	TL28-8, TL28-10 TL28F-8, TL28F-10	215	-	-	-
<b>BOTTOM LATCH</b>						
Concealed Vertical Rod (metal, includes Bottom Bolt & Rod Assembly)	2600 FL2600	BL28 BL28F	152	-	-	-
<b>TOP ROD</b>						
Concealed Vertical Rod (metal)	6'-8" to 8'-0" 8'-1" to 10'-0"	TR551 TR552	118	-	-	-
<b>BOTTOM ROD</b>						
Concealed Vertical Rod (metal) (Includes Bottom Bolt)	All Devices	BR553	118	-	-	-
<b>EXTENDED BOTTOM ROD</b>						
Concealed Vertical Rod (metal) (Bottom bolt NOT included)	All Devices	BR5244-09	99	-	-	-
<b>CYLINDER DOGGING KIT</b>						
Narrow Cylinder Dogging Kit (1-1/4" Mortise Cylinder Not Included, see pg.30)	All Devices	NCDK-3, NCDK-4	-	148	148	152
<b>SHIM KIT</b>						
Kit consists of: one set of 1/8" shims	All Devices	NSMK995 (Dull Black)	58	-	-	-

**Notes:**

- Assembly Nos. with Suffix "F" designate Assemblies for Fire Exit Hardware.



## Reliant Component Assemblies

DESCRIPTION	DEVICE TYPE	ASSEMBLY NO.	STEEL PLATED	689, 695	BLACK
<b>COVERS</b>					
<b>ACTIVE CASE</b>					
Rim	5100, FL5100	AC5100	-	-	76
Surface Vertical Rod	5200, FL5200	AC5200	-	-	76
SVR Latch Case (Top or Bottom)	5200, FL5200	LC5200	-	-	56
<b>DEVICE ENDCAP</b>					
Endcap	All Devices	REC999	48	-	32
Mounting Bracket	All Devices	MB305			
<b>TOP LATCH</b>					
Surface Vertical Rod (Includes Latch Cover)	5200, FL5200	TL52, TL52F	-	-	214
<b>BOTTOM LATCH</b>					
Surface Vertical Rod (Includes Latch Cover)	5200, FL5200	BL52, BL52F	-	-	179
<b>TOP ROD</b>					
Surface Vertical Rod (Includes Rod Pin, Clip & Rod Guide)	7'-0"	RTR1860			
	8'-0"	RTR1861	-	58	-
	10'-0"	RTR1863			
<b>BOTTOM ROD</b>					
Surface Vertical Rod (metal) (Includes Rod Pin, Clip & Rod Guide)	All Devices	RBR1864	-	58	-
<b>EXTENDED BOTTOM ROD</b>					
Surface Vertical Rod	All Devices	BR5248-09	-	98	-
<b>ROD GUIDE, PIN &amp; CLIP</b>					
Surface Vertical Rod	5200, FL5200	RRG123	-	-	32
<b>CYLINDER DOGGING KIT</b>					
Reliant Cylinder Dogging Kit (1-1/4" Mortise Cylinder Not Included)		RCDK-3, RCDK-4	-	118	-

**Notes:**

- Assembly Nos. with Suffix "F" designate Assemblies for Fire Exit Hardware.
- Top and Bottom Latch assemblies are priced with covers, deduct cover price if not required.

## Olympian Component Assemblies - Crossbar

DESCRIPTION	FUNCTION/ DEVICE	ASSEMBLY NO	606, 612 613, 630	605 625
<b>ACTIVE CASE</b>				
Rim - Handed	01, 02, 03 05, 08, 14, 15	A103 A108	747	834
Rim - Reversible	01, 02, 03 05, 08, 14, 15	AR103 AR108	747	834
Rim - Handed	01, 02, 03 05, 08, 14, 15	A103F A108F	880	970
Rim - Reversible	01, 02, 03 05, 08, 14, 15	AR103F AR108F	880	970
Surface Vertical Rod - Reversible	01, 02, 03 05, 08, 14, 15	A203, A203F A208, A208F	747	834
Mortise - Handed	All Functions	A303, A303F	747	834
<b>INACTIVE CASE</b>				
All - Reversible	All Devices	B123, B123F	538	620
<b>TOP LATCH</b>				
Surface Vertical Rod	200 FL200	TL22 TL22F	317	359
<b>BOTTOM LATCH</b>				
Surface Vertical Rod	200 FL200	BL22 BL22F	280	321
<b>COVERS</b>				
<b>ACTIVE CASE</b>				
Rim - Handed	100, FL100	AC10, AC10F		
Rim - Reversible	R100, FLR100	ACR10, ACR10F	153	201
Surface Vertical Rod	200, FL200	AC20, AC20F		
Mortise	300, FL300	AC30, AC30F		
<b>INACTIVE CASE</b>				
Panic Exit Hardware	All Devices	HS123	153	201
Fire Exit Hardware	All Devices	HS123F		
<b>SVR LATCH CASE</b>				
(Top or Bottom)	200, FL200	LC22	136	166

Notes:

- Assembly Nos. with Suffix "F" designate Assemblies for Fire Exit Hardware.
- Assemblies are priced with covers, deduct cover price if not required.
- \* Specify Hand for all reversible or handed Active Case Assemblies.



## Olympian Component Assemblies - Crossbar

DESCRIPTION	FUNCTION/ DEVICE	ASSEMBLY NO		STEEL PLATED	606, 612 613, 630	605 625
<b>CROSSBAR *</b>						
		<b>3' DOOR</b>	<b>4' DOOR</b>			
Standard	All Devices	CB123-3	CB123-4	-	104	127
Reinforced	All Devices	CBR123-3	CBR123-4	-	124	147
Knurled	All Devices	CBK123-3	CBK123-4	-	258	284
<b>CROSSBAR PLUG</b>						
	All Devices	CP123		-	24	26
<b>TOP ROD *</b>						
Surface Vert Rod	7'-0"	TR1854				
	8'-0"	TR1855		-	81	107
	10'-0"	TR1857				
	12'-0"	TR5197				
<b>BOTTOM ROD *</b>						
Surface Vertical Rod	All Devices	BR1859		-	81	107
<b>EXTENDED BOTTOM ROD</b>						
Surface Vertical Rod	All Devices	BR5247-09		-	136	166
<b>ROD GUIDE, PIN &amp; CLIP</b>						
Surface Vertical Rod	200, FL200	RG124		-	42	43
<b>BACK PLATE ASSEMBLIES - RIM DEVICES</b>						
Rim	01, 02, 03	BP103		58	-	-
	05, 08, 14, 15	BP108				
Surface Vert Rod	01, 02, 03	BP203		58	-	-
	05, 08, 14, 15	BP208				

NOTES:

\* 630 furnished for 626

## Trim Component Assemblies

SERIES	DESCRIPTION	KIT NO			
<b>TRIM FUNCTION CONVERSION KITS</b>					
4900 Trim	From "03" to "08" or "02" to "14"	FC-08	YFC-08	Olympian	148
V4900 Trim	From "03" to "08" or "02" to "14"	VFC-08	YVFC-08	Olympian	
	From 4900 Trim to V4900 Trim	B-49-01	YB-49-01	Olympian	148
M4900 Trim	From "03" to "08" or "02" to "14"	MFC-08	MYFC-08	Olympian	
2900 Trim	From "08" to "03" (**specify Lever Style and finish)	NFC-03			148
	From "03" to "08" (**specify Lever Style and finish)	NFC-08			
<b>CYLINDER ATTACHMENT KITS - CYLINDERS NOT INCLUDED</b>					
Wide Stile	1700, 2000, 4900, V4900, 603 and 703A Series Trim Device, "03" function, no outside Trim	CA-03T			30
		CA-03			17
Narrow Stile	Device, "03" function, no outside Trim	NCA-03			28
	2900 Trim - for "03" function	CA-2903			34
	2900 Trim - for "08" function	CA-2908			34
Reliant	808A Trim (specify finish 689 or 695)	RCA-08			34

\*\* Please see specific catalog pages for finish designation.



## Weight Chart

WEIGHTS ARE TO THE NEAREST 0.25 LB. AND FOR ESTIMATING PURPOSES ONLY.	628		605, 606, 612, 613, 625, 626W, 630			689, 695
	WIDE	NARROW	WIDE	NARROW	OLYMPIAN	RELIANT
<b>DEVICES - LESS TRIM</b>						
Rim	15.00	14.25	18.50	18.00	14.00	15.00
Surface Vertical Rod	18.00	—	23.25	—	19.00	18.50
Less Bottom Rod	17.25	—	21.25	—	18.00	16.75
Mortise	17.00	—	20.00	—	16.00	—
Concealed Vertical Rod (metal)	19.25	18.75	22.50	22.00	—	—
Less Bottom Rod	18.25	17.50	21.50	21.00	—	—
Concealed Vertical Rod (wood)	18.75	—	22.50	—	—	—
Less Bottom Rod	17.00	—	21.00	—	—	—
Device with DE option: add 13.00						
<b>TRIMS</b>						
1700A	3.00	—	3.00	—	3.00	—
2000A	3.25	—	3.25	—	3.25	—
2900A	—	3.00	—	3.00	—	—
4900A, 4900K	5.50	—	5.50	—	5.50	—
V4908A	6.00	—	6.00	—	6.00	—
C03	2.00	—	2.00	—	2.00	—
501	—	—	—	—	—	0.75
602, 603	—	—	—	—	—	1.00
702, 703	—	—	—	—	—	1.75
808A, 814A	—	—	—	—	—	3.25
<b>ACTIVE CASE ASSEMBLY</b>						
Rim Device	2.50	2.00	2.50	2.00	6.00	1.25
Vertical Rod Device	3.00	—	3.00	—	6.00	1.25
Mortise Device	2.25	—	2.25	—	5.50	—
Concealed Vertical Rod (metal)	3.00	1.75	3.00	1.75	—	—
Concealed Vertical Rod (wood)..	3.00	—	3.00	—	—	—
<b>TOUCHBAR ASSEMBLY</b>						
3'- 0" Device	10.25	10.25	13.75	13.75	—	10.25
4'- 0" Device	11.50	11.50	15.00	15.00	—	11.00
ELR Device	12.50	12.50	15.00	15.00	—	—
Dummy Touchbar	8.75	8.75	14.50	14.50	—	—
<b>INACTIVE CASE ASSEMBLY</b>						
3'- 0" Device	—	—	—	—	3.00	—
<b>TOP LATCH ASSEMBLY</b>						
Surface Vertical Rod	2.50	—	2.50	—	2.50	2.00
Concealed Vertical Rod	2.75	2.75	2.75	2.75	—	—
<b>BOTTOM LATCH ASSEMBLY</b>						
Surface Vertical Rod	2.00	—	2.00	—	2.00	1.75
Concealed Vertical Rod	2.50	2.50	2.50	2.50	—	—

### MULLIONS

811 ..... 24.00      822 ..... 30.00      FL822 ..... 30.00

### MULLION FITTINGS

MC811 ..... 0.50      MC822 ..... 2.25      KMC822 ..... 3.75  
 MB811 ..... 0.50      MC822F ..... 2.25      KMC822F ..... 3.75  
 MB822 ..... 1.00

### MORTISE LOCK

M303, M308, M310 ..... 2.75

### LOW ENERGY OPERATOR

D-4990 ..... 40.00  
 D-4990T ..... 40.00

### ELECTRONICS

PS-161 ..... 10.0  
 EPT-5 ..... 1.00

## QUOTING & ORDERING

Price quotations are based on one (1) shipment to one (1) location, and are valid as identified in the quote but in no case longer than one year from the date of the quote. All exceptions will be evaluated on an individual basis.

All quotation requests will be provided by the Stanley Representative where the project is located.

**QUOTING PROCESS AND PROCEDURES:** The following information is necessary to secure a price quotation from Stanley.

- Distributor Name
- Distributor Location
- Distributor Contact Name & Phone Number
- Distributor e-mail contact
- Project Name
- Project Location
- Bid Date
- Architects Name, Phone Number, and Architects Location
- Specification Writer Name, Phone Number and Location
- Competitive Influence / Specification
- List of materials to be quoted

Every attempt will be made by Stanley to provide the price quotation in a timely manner. Upon completion, you will receive a copy of the quotation which will also include a valid quotation number. Once the project is secured, a copy of the quotation must accompany your purchase order and be forwarded to Stanley Customer Service Department in Indianapolis for processing.

**NON-STANDARD PRODUCT REQUEST:** Please contact your Stanley Representative to complete a Non-Standard Product Request Form. All requests should be submitted to the following email address:

**Email:** [product\\_request@sbdinc.com](mailto:product_request@sbdinc.com)

Upon receipt of a special order request, Stanley will review the configuration and determine if Stanley is capable of making the special order product and will provide a response to the customer. If Stanley is able to make the special order product, Stanley will provide a specific sku/configuration to the customer for the special order product. This sku/configuration must be identified on all Purchase Orders. In addition, the Purchase Order must be marked as a "Special Order".

**ORDERING:** The following information is required for Stanley to successfully process any order:

- Itemized Purchase Order (PO)
- Stanley Approved Quote

Please send all orders to [SSSCHOrderEntry@sbdinc.com](mailto:SSSCHOrderEntry@sbdinc.com) or by fax to 877-835-1030

**NOTE:** for detailed information on how to place an order for Stanley Best products as well as Stanley masterkey services please see the detailed section regarding "Stanley Best Ordering".

**ADD ON ORDERS FOR QUOTED PROJECTS:** To place an add-on order from a quoted project the Distributor must include the original quote, PO number and/or Stanley's original order number. Add-On orders will be accepted for a period one (1) year from the original order date.

Add-On orders received that are outside of the aforementioned period will be forwarded to the Stanley Representative for re-quote.

**STOCKING ORDERS:** All orders for stock replenishment should be marked as "Stock" and indicate a "Ship To" address that coincides with the stocking Distributor warehouse location.

**INCOMPLETE ORDER PROCESS:** All orders are screened upon receipt for complete information. If an order is received incomplete, Stanley Customer Service will make one (1) attempt to contact a Distributor directly for the missing requirements. If the information is not made available to Stanley at that time the order will be referred to the local Stanley Representative for resolution. All incomplete orders will be cancelled if not resolved after sixty (60) calendar days.

**PRICE DISCREPANCY PROCESS:** All entered orders are reviewed by Stanley Customer Service for accuracy and pricing consistency between the Distributor and Stanley. Any order determined by Stanley, in its sole and absolute discretion, to have a value greater than the Total Price shown on the Distributor purchase order will be held by Stanley for a Price Discrepancy. Stanley quotes are also reviewed to ensure that they are complete, approved, and match the PO. Due to pricing sensitivity, all price discrepancies must be resolved exclusively by your Stanley Representative.

**ORDER CANCELLATION/CHANGES:** All requests for Order Cancellations and Changes (Quantity, Shipping, Finish, Function, etc) should be sent directly to Stanley Customer Service. Requests via phone will be accepted, but must be accompanied by a written request. Factory Order Number, PO Number, Account Info, and Detailed Changes must be clearly indicated. Change requests can be submitted via the following methods:

**Email:** [SSS-CSHelp@sbdinc.com](mailto:SSS-CSHelp@sbdinc.com)

**Fax:** 1-877-835-1030

All order cancellations or changes will be subject to a cancellation fee as defined in Stanley's Terms and Conditions of Sale.

**PRODUCTION SCHEDULING AND "DO NOT SHIP BEFORE" REQUESTS:** All orders are scheduled for production and shipping based on current production lead times and availability. Scheduling is completed only when an order is released from both credit and pricing review.

Exceptions to this policy are made only when the PO is clearly marked: "Do Not Ship Before" followed by the date. (Required Date, Expected Date, etc. do not apply) These orders will be scheduled to ship on or after the date listed.

Changes to "Do Not Ship Before" dates are required in writing and should be sent to: [SSS-CSHelp@sbdinc.com](mailto:SSS-CSHelp@sbdinc.com).

Be advised orders not clearly marked with a "Do Not Ship Before" designation will be payable within normal terms from the actual shipment date.

**EXPEDITE REQUESTS:**

- Expedite requests will be reviewed and accommodated by Stanley based on production lead times and availability.
- See the then current Stanley Quick Ship Program for details.

## QUOTING & ORDERING (continued)

**WHOLESALE PURCHASE:** Distributors are also free to utilize Stanley's Authorized Wholesalers to purchase product. Stanley does not make any guarantee of availability or pricing for purchases from an Authorized Wholesaler and the discounts afforded to Distributor by Stanley shall not apply to purchases from an Authorized Wholesaler. The terms and conditions and price of product shall be mutually as agreed between Distributor and Wholesaler.



## STANLEY BEST CYLINDER AND PRECISION EXIT DEVICE ORDERS

For current pricing and ordering information associated with Stanley Best cylinders please see the Stanley Best Price Catalog.

## RETURNED AUTHORIZATION (RA)

**RA REQUESTS:** A Return Authorization Form must be utilized to return defective products still under warranty or products deemed repairable by Stanley. All products returned to Stanley must have a correct Return Authorization (RA) number applied to the outside of the shipping carton. All products must be returned within sixty (60) calendar days of RA issue date. This process can take up to seven (7) days after product is received at Stanley's factory. If a defective product presents a security risk, an advance replacement may be requested.

**RA PROCESS:** Requests for warranty related returns can be initiated by submitting an email to **RGACreditGRP@sbdinc.com**.

The RA Request Form must be completed entirely to process an RA. The following information will be needed:

- End User Name
- Account Number
- Contact Name
- Phone Number
- Purchaser Order Number
- Sales Order Number
- Item Number
- Item Quantity
- Description of the Problem

1. Upon review and approval of the submitted RA request, a claim number is logged and provided back to the requestor by a Stanley Team member.
2. Once a claim number is issued, this number should be noted on all references and communications regarding the applicable situation to ensure a claim is easily identified.
3. Defective product should be returned to the address below. The shipment must be marked with the approved RA claim number to ensure prompt processing and attention. All shipping charges prepaid by customer.

Stanley Security Solutions, Inc.  
Attn: Returns Department  
6161 East 75th Street  
Indianapolis, IN 46250

4. When material is received at Stanley's factory, Stanley will assess and determine the nature of the defect.
5. Defective goods are replaced upon Stanley's determination.
6. Credit for material and freight is issued only if deemed appropriate by Stanley. If approved, credit is initiated and a credit memo is mailed to the Distributor within fifteen (15) business days.

### **PURCHASE ORDERS:**

A Purchase Order (PO) will be required if the Product is:

1. Defective and not under warranty, or
2. An advance replacement is required without verification of whether the product is defective and under warranty.

Please send Purchase Orders to the following:

- Preferred Method Email: **RGACreditGRP@sbdinc.com**
- Fax: 1-877-835-1030

## RETURNED AUTHORIZATION (RA) NON-WARRANTY

**RA POLICY:** A Return Authorization Form must be utilized to return products that are not defective and otherwise in a resalable condition. Only goods with an invoice date of less than one (1) year will be considered for a non-warranty related return. All materials returned to Stanley for any reason (other than warranty), must have a correct Return Authorization (RA) number applied to the outside of the shipping carton. A thirty percent (30%) re-stocking charge (of the purchase price) will be applied to the Distributor's account for orders returned, including orders that were placed by customer in error. Transportation charges of returned goods must be prepaid by the Distributor. All goods must be returned within sixty (60) calendar days of RA issue date. All goods must be returned in original packaging and be in resalable condition. Product not returned in saleable condition is subject to disposal by Stanley with no credit issued. Commercial Hardware items that are special made to order items will not be returned under any circumstances.

**RA PROCESS:** Requests for non-warranty related returns can be initiated by submitting an email to **RGACreditGRP@sbdinc.com**.

The RA Request Form must be completed entirely to process an RA. The following information will be needed:

- End User Name
- Account Number
- Contact Name
- Phone Number
- Purchaser Order Number
- Sales Order Number
- Item Number
- Item Quantity
- Description of the Problem

1. Upon review and approval of the submitted RA request, a claim number is logged and provided back to the requestor by a Stanley Team member:
2. Once a claim number is issued, this number should be noted on all references and communications concerning said RA.
3. Product should be returned to the address below. The shipment must be marked with the approved RA claim number to ensure prompt processing and attention. All shipping charges prepaid by customer.

Stanley Security Solutions, Inc.  
Attn: Returns Department  
6161 East 75th Street  
Indianapolis, IN 46250

4. The RA will be processed once material is received at Stanley's factory provided it is received in its original packaging and is in saleable condition.
5. Credit is issued to the Distributor account and a credit memo is mailed to the Distributor.

## FULFILLMENT ISSUES

Any quality issues (missing parts, wrong parts, handling, finish, etc) should be submitted electronically to: [RGACreditGRP@sbdinc.com](mailto:RGACreditGRP@sbdinc.com) or your Local Stanley Representative.

Please reference your original Purchase Order (PO) Number, Factory Order Number, Distributor Account, Contact Information (E-mail/Fax), and include a detailed description of the issue.

**1) ITEMS MISSING FROM A SHIPMENT:** If you have signed your shipment short, Stanley Customer Service will promptly issue a No Charge replacement order for the missing products.

If the shipment was not signed short but after review, Stanley Customer Service determines (based on shipping weights, packing lists, etc) that the order was indeed shipped short, a No Charge replacement will be issued.

If Stanley Customer Service cannot verify a shipping error, an advance replacement order will be entered, charged, and expedited to the Distributor. The quality issue will be forwarded to the Return Authorization Credit Group for resolution.

If it is determined that the item was omitted from the order due to a Stanley order entry error, a change order will be entered and expedited for the missing products.

Please see Stanley's price book for further detail.

**2) WRONG ITEMS RECEIVED** (parts, handling, function, finish, etc):

Advanced replacements will be issued for any wrong items received. **Such orders will be charged based on pricing/ discounts from the original order.** The issue will be forwarded to Stanley's Return Authorization Credit Group for resolution.

Any quality issue that is determined to be either a Stanley order entry and/or manufacturing error will have an advanced replacement order entered and will be expedited. An RA will be issued to return the incorrect products. No re-stock fee will apply for Stanley order entry and/or manufacturing errors.





## RETURN ORDER REQUEST

- Return for Replacement       Return for Credit

Date of Request: \_\_\_\_\_

Original Order: \_\_\_\_\_

Date of Request: \_\_\_\_\_

Original P.O.: \_\_\_\_\_

Invoice #: \_\_\_\_\_

Customer Name: \_\_\_\_\_

Account Number: \_\_\_\_\_

Address: \_\_\_\_\_

City: \_\_\_\_\_

State: \_\_\_\_\_

Contact Name: \_\_\_\_\_

Email: \_\_\_\_\_

Phone: \_\_\_\_\_

- Ship Replacement Material to Address Above

### NATURE OF PROBLEM

- Manufacturing Defect  
 Warranty Evaluation  
 Missing Parts  
 Wrong Materials Received  
 Wrong Materials Ordered  
 Wrong Quantity  
 Return Inventory  
 Other: \_\_\_\_\_

**Note:** All returns shall be subject to Stanley's current Terms of Sale and Warranty as outlined in Stanley's price catalog.

- Ship Replacement Material to Address on Order

### DETAILED DESCRIPTION OF DEFECT OR REASON FOR RETURN

\_\_\_\_\_  
 \_\_\_\_\_  
 \_\_\_\_\_

RETURN MATERIAL			
Line Item #	Quantity	Product Nomenclature	Product Description

Please e-mail completed form to [RGACreditGrp@sbdinc.com](mailto:RGACreditGrp@sbdinc.com) or Fax to 1-888-214-1918







PRECISION

**1.855.365.2407**  
**precisionhardware.com**

STANLEY Security, a business division of Stanley Black & Decker, is a provider of integrated access control and security solutions for institutional, commercial and industrial businesses and organizations. STANLEY Security delivers a comprehensive suite of security products, software and integrated systems with a strong emphasis on service. STANLEY Security is committed to extending its position as a leading comprehensive resource for a broad and extensive array of solutions that span the entire security spectrum.