







SENSORS & SWITCHES






2008 RETAIL PRICE LIST

Pages 1, 2 & 3	SafePath™ Door Activation & Safety Sensor Products 
Pages 4, 5, 6 & 7	Sedco™ Door Activation Switch Products
Page 7	Door Decals
Pages 8 & 9	 Radio Control Products
Page 10	 The Commander Series™ Timing Controls
Pages 11 & 12	Sedco™ Bollards
Page 13	 Low Energy Door Packages
Page 14	Repair & Return Policy



SENSORS & SWITCHES

RETAIL PRICE LIST 2008

PART #	DESCRIPTION	RETAIL PRICE
SafePath™ Door Activation & Safety Sensor Products		
S.A.F.E. <small>SafePath™ Activation For Entrances</small>		
Microwave Sensors		
microStar-M—NEW!		
	Microwave Motion Sensor w/Human Presence Radar™ (HPR™) for activating all types of automatic doors. Unparalleled motion detection protects slow moving pedestrians from doors closing prematurely. <ul style="list-style-type: none"> • Fits 1 3/4" door frames • Visible LEDs to verify activation • Install mode lets pattern be set without cycling doors • HPR™ provides additional level of motion protection after initial door activation • Adjustable Unidirectional & Bi-directional • Narrow & Wide Pattern Antennas • Dual Axis Angle Adjustment 	225
microStar Accessories		
MS-BDB—NEW!		
Universal mounting bracket for microStar.		25
MSRC—NEW!		
Rain cover.		40
D38		
	Microwave Motion Sensor w/Human Presence Radar™ (HPR™) for activating all types of automatic doors. Unparalleled motion detection protects slow moving pedestrians from doors closing prematurely. <ul style="list-style-type: none"> • HPR™ provides additional level of motion protection after initial door activation • Adjustable Unidirectional & Bi-directional • Narrow & Wide Pattern Antennas • Variable Angle Adjustment 	220
D38 Accessories		
D38-BDB		
Universal mounting bracket for D38.		55
D38-MP		
Mounting plate adapts D38 for attaching to 2" doorframes.		25
DRC		
All metal heavy duty D38 rain cover.		80
12024		
24V AC transformer.		16
ID20		
	Long-Range Microwave Motion Sensor for activating industrial doors. <ul style="list-style-type: none"> • Provides motion detection for vehicles and equipment up to 60 ft. away • Sealed aluminum, weather proof housing • Selectable Approach-only or Depart-only detection reduces unwanted door openings 	575
Infrared Sensors		
DH97		
	Floor Reflection Method Active Infrared Presence Sensor. Provides the highest level of safety protection for all types of automatic pedestrian doors. <ul style="list-style-type: none"> • One sensor covers safety zone application (single or pair: swing, slide, fold) • 4 rows of 32 individual detection zones provides a dense rectangular safety pattern • Adjustable pattern width and depth 	340
DH94D		
	Floor Reflection Method Active Infrared Presence Sensor. Provides safety protection for automatic pedestrian sliding doors with shallow approaches. <ul style="list-style-type: none"> • 4 rows of 32 individual detection zones provides a dense safety pattern • Adjustable pattern width and depth 	250



SENSORS & SWITCHES

RETAIL PRICE LIST 2008


PART #	DESCRIPTION	RETAIL PRICE
--------	-------------	--------------

SafePath™ Door Activation & Safety Sensor Products (continued)



Infrared Sensors (continued)

DH17i



High-Mount Floor Reflection Method Active Infrared Motion or Presence Sensor for industrial door applications. Provides a precise zone of either motion detection for door activation or presence detection for safety.

- High-Mount applications between 10 ft. and 20 ft.
- 4 rows of 24 individual detection zones provides a sensing area comparable to an in-ground loop detector
- Selectable motion or presence detection up to 20 ft. from the door
- Adjustable pattern width and depth

590

Infrared Combination Motion and Presence Sensors

DH100



Floor Reflection Method Active Infrared Motion & Presence Sensor. Provides all-in-one door activation and safety for automatic pedestrian sliding doors.

- 5 rows of 40 individual detection zones provides a dense rectangular pattern
- Adjustable pattern width and depth

310

DH98i



Floor Reflection Method Active Infrared Motion & Presence Sensor for industrial door applications. Provides all-in-one activation and safety.

- Mounts up to 13 ft. high
- 4 rows of 32 individual detection zones provides a dense rectangular pattern
- Adjustable pattern width and depth

350

Infrared Sensor Accessories

DH97-BDB

Universal mounting bracket for DH97 & DH98i.

55

DH97-MP

Mounting plate adapts the DH97 & DH98i for attaching to 2" doorframes.

25

DHRC

Molded plastic rain cover for DH94D, DH97, DH98i, DH100.

40

12024

24V AC transformer.

16

Infrared Door Mounted Sensors

SSS-1



Active Infrared Presence Sensor with Position Sensitive Detection (PSD) technology provides precise safety protection within the path of any moving swing, bi-fold or revolving door panel.

- Easy dip switch set up
- Adjustable detection angle, distance and width
- Mounts at the top of the door out of harms way

SSS-1L1: 1 Sensor Module per 34 1/2" Housing

480




SSS-1L2: 2 Sensor Modules per 34 1/2" Housing

540



SENSORS & SWITCHES






RETAIL PRICE LIST 2008

PART #	DESCRIPTION	RETAIL PRICE
SafePath™ Door Activation & Safety Sensor Products (continued)		
S.A.F.E. <small>SafePath™ Automation For Entrances</small>		
Infrared Safety Beams		
AccuGuard BP2		155
	Infrared modular beam system consists of one control module, 2 transmitter beams with cables and 2 receiver beams with cables.	
AccuGuard BP2-Surface		205
	BP2 Infrared modular beam system with 4 surface mount boxes for the sensor beam heads.	
AccuGuard Components		
BP2-SH		55
	1 set of TX & RX sensor heads only.	
BP2-C		50
	1 set of TX & RX 20' cables only.	
BP2-SHC		80
	1 set TX & RX Sensor heads w/20' cables.	
BP2-CM		105
	Control module only.	
BP2-SMB		15
	Surface mount box only for a sensor head.	
DB11		132
	Flush Mount Infrared Beam, 0' to 40'.	
GD11-GDB		150
	Surface Mount Infrared Beam, 0' to 40'. (Pictured with included GDB Mounting Bracket)	
GD11S (without GDB Mounting Bracket)		136
GDB		35
	Heavy Duty Surface Mounting Bracket For GD11S Safety Beams.	



RETAIL PRICE LIST 2008

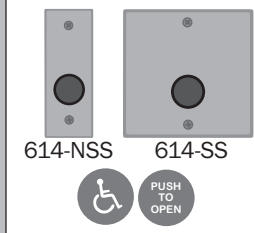
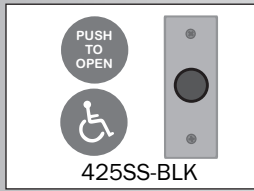

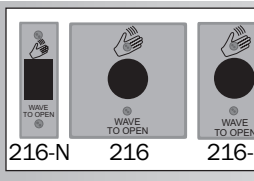
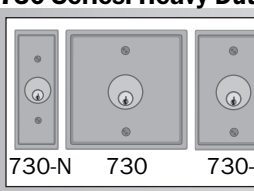
SENSORS & SWITCHES

PART #	DESCRIPTION	RETAIL PRICE
Sedco™ Door Activation Switch Products		
Switches include a hardware pack consisting of a water-resistant bellow, wire terminal connectors and tamper-proof screws.		
59 Series		62
 <p>59-HSS</p>	<p>4 1/2" Square Stainless Steel Switches.</p> <ul style="list-style-type: none"> •59-H: Blue Face Plate WHEELCHAIR/PRESS TO OPERATE DOOR •59-HSS: Stainless Steel Face Plate WHEELCHAIR/PRESS TO OPERATE DOOR •59-P: Stainless Steel Face Plate PRESS TO OPERATE DOOR •59-W: Blue Face Plate WHEELCHAIR •59-WSS: Stainless Steel Face Plate WHEELCHAIR •59-PLAIN: Stainless Steel Face Plate NO LEGEND 	
59R4 Series—NEW!		62
 <p>59R4-HSS</p>	<p>4 1/2" Round Stainless Steel Switches.</p> <ul style="list-style-type: none"> •59R4-H: Blue Face Plate WHEELCHAIR/PRESS TO OPERATE DOOR •59R4-HSS: Stainless Steel Face Plate WHEELCHAIR/PRESS TO OPERATE DOOR •59R4-P: Stainless Steel Face Plate PRESS TO OPERATE DOOR •59R4-W: Blue Face Plate WHEELCHAIR •59R4-WSS: Stainless Steel Face Plate WHEELCHAIR •59R4-PLAIN: Stainless Steel Face Plate NO LEGEND 	
59R6 Series—NEW!		75
 <p>59R6-HSS</p>	<p>6" Round Stainless Steel Switches.</p> <ul style="list-style-type: none"> •59R6-H: Blue Face Plate WHEELCHAIR/PRESS TO OPERATE DOOR •59R6-HSS: Stainless Steel Face Plate WHEELCHAIR/PRESS TO OPERATE DOOR •59R6-P: Stainless Steel Face Plate PRESS TO OPERATE DOOR •59R6-W: Blue Face Plate WHEELCHAIR •59R6-WSS: Stainless Steel Face Plate WHEELCHAIR •59R6-PLAIN: Stainless Steel Face Plate NO LEGEND 	
59J Series—NEW!		60
 <p>59J-HSS</p>	<p>1 11/16" x 4 1/2" Stainless Steel Jamb Switches.</p> <ul style="list-style-type: none"> •59J-H: Blue Face Plate WHEELCHAIR/PUSH TO OPEN •59J-HSS: Stainless Steel Face Plate WHEELCHAIR/PUSH TO OPEN •59J-P: Stainless Steel Face Plate PUSH TO OPEN •59J-W: Blue Face Plate WHEELCHAIR •59J-WSS: Stainless Steel Face Plate WHEELCHAIR •59J-PLAIN: Stainless Steel Face Plate NO LEGEND 	
59V Series—NEW!		125
 <p>59V-HSS</p>	<p>Two 59J Series Jamb Switches are integrated onto a 4 1/2" stainless steel back plate for independent operation of two doors inside the vestibule. Mounts to a 2-gang electrical box.</p> <ul style="list-style-type: none"> •59V-H: 2 Blue Face Plates WHEELCHAIR/PUSH TO OPEN/ARROWS •59V-HSS: 2 Stainless Steel Face Plates WHEELCHAIR/PUSH TO OPEN/ARROWS •59V-P: 2 Stainless Steel Face Plates PUSH TO OPEN/ARROWS •59V-W: 2 Blue Face Plates WHEELCHAIR/ARROWS •59V-WSS: 2 Stainless Steel Face Plates WHEELCHAIR/ARROWS •59V-PLAIN: 2 Stainless Steel Face Plates NO LEGEND 	



SENSORS & SWITCHES


RETAIL PRICE LIST 2008

PART #	DESCRIPTION	RETAIL PRICE
Sedco™ Door Activation Switch Products (continued)		
614 Series: Extreme 85		
 <p>614-NSS 614-SS</p>	<p>1" Diameter Red Piezo Button Switch is waterproof and built to withstand any environment. Patented piezo technology has no moving parts making this switch virtually indestructible. Includes WHEELCHAIR and PUSH TO OPEN self-sticking MYLAR decals.</p> <ul style="list-style-type: none"> • 614-SS: 4 1/2" Square Stainless Steel Face Plate • 614-NSS: 1 11/16" x 4 1/2" Stainless Steel Face Plate 	
Custom Legends—NEW!		ADD:
<p>Customize your switches with a corporate logo or custom look.</p> <ul style="list-style-type: none"> • One-Time Set-Up Charge—Text Only Customization • One-Time Set-Up Charge—Logo/Graphics Customization • Custom Text/Graphics Upcharge Per Faceplate 		25 120 5
Custom Finishes		ADD: 125
<p>US3, US4, US10, US10B, US32 finishes are available on most switches. Contact factory for more information.</p>		
425 Series: Economy 36		
 <p>425SS-BLK</p>	<p>1" Diameter Red or Black Button Switches and jamb style face plate. Includes WHEELCHAIR and PUSH TO OPEN self-sticking Mylar decals.</p> <ul style="list-style-type: none"> • 425B-BLK: Black Button/Blue Face Plate • 425SS-BLK: Black Button/Stainless Steel Face Plate • 425B-RED: Red Button/Blue Face Plate • 425SS-RED: Red Button/Stainless Steel Face Plate 	
1078 Series: Low Profile 90		
 <p>1078-H</p>	<p>4 1/2" Square Stainless Steel Switch with 2" x 3" activating face plate that only projects 1/4" from the wall.</p> <ul style="list-style-type: none"> • 1078-H: Blue Face Plate WHEELCHAIR/PRESS TO OPERATE DOOR • 1078-P: Black Face Plate PRESS TO OPERATE DOOR • 1078-W: Blue Face Plate WHEELCHAIR 	
216 Series: Infrared "Touchless" 115		
 <p>216-N 216 216-L</p>	<p>Active Infrared Switch provides hands-free/germ-free door activation. Activation distance is adjustable from 6"- 30". Ideal for ADA applications, doors located in restrooms, industrial clean rooms or surgical areas. Includes a stainless steel face plate.</p> <ul style="list-style-type: none"> • 216: IR Switch & 4 1/2" Square Face Plate (Fits Single & 2-Gang Junction Boxes) • 216-L: IR Switch & 2 3/4" x 4 1/2" Face Plate (Fits Single-Gang Box) • 216-N: IR Switch & 1 11/16" x 4 1/2" Face Plate (Fits 1 3/4" Door Frame) 	
730 Series: Heavy Duty Keyswitches 110		
 <p>730-N 730 730-L</p>	<p>Rugged Keyswitches with DPDT switch in a choice of either momentary contact or maintained contact. For ultimate durability, the integral lock cylinder cover provides a key "dead stop" and protects against wires becoming tangled in the locking mechanism. Includes a stainless steel face plate.</p> <ul style="list-style-type: none"> • 730-A: Maintained Keyswitch & 4 1/2" Square Face Plate • 730-B: Momentary Keyswitch & 4 1/2" Square Face Plate (Fits Single & 2-Gang Boxes) • 730-AL: Maintained Keyswitch & 2 3/4" x 4 1/2" Face Plate • 730-BL: Momentary Keyswitch & 2 3/4" x 4 1/2" Face Plate (Fits Single-Gang Box) • 730-AN: Maintained Keyswitch 1 11/16" x 4 1/2" Face Plate • 730-BN: Momentary Keyswitch 1 11/16" x 4 1/2" Face Plate (Fits 1 3/4" Door Frame) • 730-CYL: 1 1/8" Mortise cylinder with Adams-Rite cam sold separately; add \$50.00 	



SENSORS & SWITCHES

RETAIL PRICE LIST 2008

PART #	DESCRIPTION	RETAIL PRICE
Sedco™ Door Activation Switch Products (continued)		
730 Series: Combination Keyswitches & Jamb Switches		
	<p>Rugged 730 Series Keyswitch and 59J Series Jamb Switch are integrated onto a single 4 1/2" square stainless steel back plate. Mounts to a 2-gang box electrical box.</p> <ul style="list-style-type: none"> • 730A-59J-H: Maintained Keyswitch & 59J-H • 730B-59J-H: Momentary Keyswitch & 59J-H • 730A-59J-HSS: Maintained Keyswitch & 59J-HSS • 730B-59J-HSS: Momentary Keyswitch & 59J-HSS • 730A-59J-P: Maintained Keyswitch & 59J-P • 730B-59J-P: Momentary Keyswitch & 59J-P • 730A-59J-W: Maintained Keyswitch & 59J-W • 730B-59J-W: Momentary Keyswitch & 59J-W • 730A-59J-WSS: Maintained Keyswitch & 59J-WSS • 730B-59J-WSS: Momentary Keyswitch & 59J-WSS • 730A-59J-PLAIN: Maintained Keyswitch & 59J-PLAIN • 730B-59J-PLAIN: Momentary Keyswitch & 59J-PLAIN • 730-CYL: 1 1/8" Mortise cylinder with Adams-Rite cam sold separately; add \$50.00 	185
Switch Mounting Boxes		
All mounting boxes are exterior grade polycarbonate surface mounting boxes designed so the switch will recess mount for superior weather protection and to eliminate potential snagging.		
One Piece Mounting Boxes:		
1035—COMING SOON!	2" deep jamb box. Compatible with 59J Series switches and many other switches designed for jamb mount.	30
255R	2-gang recessed mount box.	30
Two Piece Mounting Boxes: 2 Piece design makes battery replacement quick and easy for wireless applications.		
1015	Compatible with 59, 59V, 1078, 216, 730, & 614 series switches	30
1010—COMING SOON!	Compatible with 59J Series switches	30
1020—NEW!	Compatible with 59, 216, & 614 Series switches	30
1025—NEW!	Round boxes compatible with all 59R4 Series switches	30
1030—NEW!	Round boxes compatible with all 59R6 Series switches	30
1106—LIMITED AVAILABILITY	1 3/4" x 4 1/2" exterior grade polycarbonate surface mounting box for jamb style switches.	30
	<ul style="list-style-type: none"> • 1106-A is for use with 59J, 614N & 425 Switches • 1106-B is for use with 216N, 425 & 730N Switches 	
	11001 gasket for additional weatherproofing; order separately: \$5.00	
Escutcheon Plates		
Attractive stainless steel plates that can be surface mounted directly to the wall or attached to a single-gang or 2-gang electrical box.		
ESC-R4—COMING SOON!	Plate for 59R4 Series Switches	90
ESC-R6—NEW!	Plate for 59R6 Series Switches	100



RETAIL PRICE LIST 2008

SENSORS & SWITCHES

PART #	DESCRIPTION	RETAIL PRICE
Sedco™ Door Activation Switch Products (continued)		
Switch Accessories		
12024	24V AC transformer.	16
E13-25JA	UL listed replacement SPDT micro-switch. Includes mounting nuts and spring.	12
E19-00J	UL listed DPDT micro-switch. Includes mounting nuts and spring.	25
614-RBUT	1" diameter SPST replacement piezo button switch only.	70
Face Plates		
	Replacement face plates for any standard switch. Add suffix <i>PO</i> to switch part number (example: 59-HPO).	40
HDWE		
	Screw packs for mounting switches. Add suffix <i>HDWE</i> to switch series number (example: 59-HDWE).	6
WR UPGRADE		
	Water resistant microswitch and wires. Add suffix <i>WR</i> to switch part number.	65
WR-KIT		
	Field installable water resistant microswitch and wires.	65

Door Safety Decals

Two sided decals are depicted with opposite side partially shown.

Door Decals: English

MSS-1	MSS-2	MSS-3	MSS-4	MSS-15
Blue & White	Yellow & Black	Green, Black & White	Red, Black & White Green, Black & White	Yellow, Black & Blue
MSS-13 Red & White				
MSS-5 White & Blue				
		MSS-6 Red & White		











Door Decals: English/Spanish

MSS-7	MSS-8	MSS-9	MSS-10	MSS-16
Blue & White	Yellow & Black	Green, Black & White	Red, Black & White Green, Black & White	Yellow, Black & Blue
MSS-14 Red & White				
MSS-11 White & Blue				
		MSS-12 Red & White		



RETAIL PRICE LIST 2008



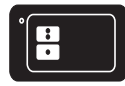



SENSORS & SWITCHES

PART #	DESCRIPTION	RETAIL PRICE		
ClearPath 	Radio Control Products			
<p>Universal radio control products. All products feature selectable frequencies: HDRC™, 300 MHz and 390 MHz. ClearPath™ provides the most reliable wireless activation of automatic doors.</p>				
<p>ClearPath™ Transmitters All transmitters feature SignalLock™ that will guarantee the radio signal is transmitted every time a switch is activated.</p>				
CP/TX (59); CP/TX-R4 (59R4); CP/TX-R6 (59R6): Wall Mount Transmitters—NEW!		70		
 1020 Box	 1025 Box	 1030 Box	<p>Complete with transmitter, integrated signal enhancing antennas, wire harness and 9V battery installed in a surface mounting box.</p> <p><i>Pictured with 59-HSS, 59R4-HSS & 59R6-HSS (sold separately).</i></p>	
CP/STX (59); CP/STX-R4 (59R4); CP/STX-R6 (59R6): Vestibule Sequencing Transmitters—NEW!		95		
 1020 Box	 1025 Box	 1030 Box	<p>Vestibule sequencing version of the CP/TX. Sequence the opening of vestibule doors one after the other from either direction.</p> <p><i>Pictured with 59-HSS, 59R4-HSS & 59R6-HSS (sold separately).</i></p>	
CP/TX-J: Jamb Mount Transmitter—COMING SOON!		70		
	<p>Complete with transmitter, wire harness and 9V battery installed in the 1010 jamb surface mounting box.</p> <p><i>Pictured with 59J-H (sold separately).</i></p>			
CP/STX-J: Vestibule Sequencing Transmitter—COMING SOON!		95		
	<p>Vestibule sequencing version of the CP/TX-J. Sequence the opening of vestibule doors one after the other from either direction.</p> <p><i>Pictured with 59J-H (sold separately).</i></p>			
CP/TX-V: Dual Transmitters		130		
	<p>Complete with 2 transmitters, wire harnesses and 9V batteries installed in the 1015 surface mounting box. Individually operate 2 doors in a vestibule when used in combination with the 59V Vestibule Series Switches.</p> <p><i>Pictured with 59V-H (sold separately).</i></p>			
CP/TX-P: Post Transmitter		70		
<p>Complete with transmitter, wire harness and 9V battery installed on a mounting platform that spans the top of the 608 Series Post assembly.</p>				
CP/STX-P: Post Sequencing Transmitter		95		
<p>Vestibule sequencing version of the CP/TX-P. Sequence the opening of vestibule doors one after the other from either direction via 608 Series Posts.</p>				
CP/TX-VP: Post Dual Transmitter		130		
<p>Complete with 2 transmitters, wire harnesses and 9V batteries installed on a mounting platform that spans the top of the 608 Series post assembly. Individually operate 2 doors in a vestibule when used in combination with the 608 Series Vestibule Posts.</p>				



SENSORS & SWITCHES






RETAIL PRICE LIST 2008

PART #	DESCRIPTION	RETAIL PRICE
ClearPath  Radio Control Products (continued)		
CP/TX-HH1: Handheld Micro-Transmitter	1-button micro-transmitter combines small overall size with a large easy to activate button. Small enough to wear on a neck chain (included).	65
		
CP/TX-HH2: Handheld Micro-Transmitter	2-button micro-transmitter combines small overall size with 2 large easy to activate buttons. Small enough to wear on a neck chain (included).	80
		
ClearPath™ Multi-Mode Receivers—NEW! Mode 5 Available		
3 selectable frequencies: HDRC™, 300 MHz, 390 MHz plus ClearPath™ receivers are capable of being programmed to one of four different modes: Mode 1: Standard Receiver Mode 2: Receiver with adjustable time delay 0-20 seconds Mode 3: Dual Receiver Mode 4: Receiver with 2 sequenced outputs & delay 0-20 seconds Mode 5: Receiver with ratchet relay output		
CP/RX: Multi-Mode Receiver	Compact Receiver: Includes Mode 1 & 2.	73
		
CP/RXM: Multi-Mode Receiver with Sequenced Output	Compact Receiver: Includes Mode 1, 2, 3 & 4. RSM provides sequenced output which allows processes such as releasing a lock before activating an opener	115
		
CP/RXR: Multi-Mode Receiver with Ratcheting Relay—NEW!	Compact Receiver: Includes Mode 1, 2, & 5. RXR provides ratcheting relay which allows for a continuous output until a second activation signal is received.	83
		
RXM Module	Plug-in module kit to field activate Mode 3 & 4.	42
RXR Module—NEW!	Plug-in module kit to activate Mode 5.	10



RETAIL PRICE LIST 2008

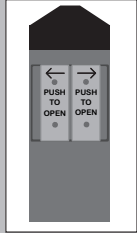


SENSORS & SWITCHES

PART #	DESCRIPTION	RETAIL PRICE
	<p>The Commander Series Timing Controls & Lock Out Modules</p>	
<p>TDM Time Delay Module</p>	<p>Universal Time Delay Module provides up to 4 inputs that can be converted to sequential relay outputs. Each output is adjustable 0-99 seconds. The TDM can add additional time of 0-99 seconds, sequence electric locks and automatic doors or sequence vestibule doors all from a single device.</p>	<p>95</p>
		
<p>RLM Kit</p>	<p>Integrated Relay Lockout Module with Safety Beams. Intelligent Door Position™ Monitoring Circuitry determines relay lockout time during a door's closing cycle, eliminating the need for trial and error manual adjustment. Provides single source control of approach sensor, overhead safety sensor and safety beams installed on swing door operators.</p>	<p>225</p>
		
<p>RLM Components</p>		
<p>RLM</p>	<p>RLM Control Module ONLY</p>	<p>105</p>
<p>RLM-SB</p>	<p>1 set TX & RX Sensor Heads with 15' cables.</p>	<p>130</p>
<p>SAM Secondary Activation Module</p>	<p>Integrated Timing Module to meet secondary activation requirements of Knowing Act Swing Doors. Intelligent Door Position™ Monitoring circuitry determines the timing for turning on and off an approach sensor after initial door activation by a push plate while simultaneously monitoring the overhead safety sensor and locking out its signal during a door's closing cycle. Provides single source control of push plate, approach (secondary activation) sensor and overhead safety sensor installed on swing door operators.</p>	<p>120</p>
		
<p>RL-2</p>	<p>Relay Lockout for overhead safety sensors on swinging or folding doors. Since the door is normally detected during closing, the RL-2 locks out the sensor's signal during the closing cycle.</p>	<p>105</p>
		



PART #	DESCRIPTION	RETAIL PRICE
<p>608 and 514 Series Door Activator Switch Posts w/LongLife™ Finishes <i>Heavy duty construction. Each post is made from 1/8" thick tubular steel with a two-coat industrial grade exterior powder coated finish in either gray or dark bronze; these switch posts are the most durable available.</i></p>		
<p>608 POST ASSEMBLY INCLUDES: 5" X 5"X 42" Post w/LongLife™ Finish, Rugged Polycarbonate Cap, Steel "U" Shaped Surface Mounting Shoe and ABS Plastic Rust Shield. NEW!—A surface external option features a new foot which is welded to the post to provide additional stability and easier installation for surface mounted applications. There is no additional charge for this but it must be specified when ordering.</p>		
608 Blank Post Assembly Only	<p>Customize in the field. Post has no cutout preps. <ul style="list-style-type: none"> • 608-GR-42: Gray Post Assy <i>Dark Bronze Color; Change GR to BR, Surface External Option (Foot), Change Suffix 42 to SE</i> <i>In-ground mounting shoe add \$40.00; Change Suffix 42 to 58</i></p>	350
608-J Post Assembly with Switch Cutout	<p>Add your own switch. Post is prepped with a 2-gang cutout (2 7/8" x 3 1/4"). <ul style="list-style-type: none"> • 608-J-GR-42: Gray Post Assy w/2-Gang Cutout <i>Dark Bronze Color; Change GR to BR, Surface External Option (Foot), Change Suffix 42 to SE</i> <i>In-ground mounting shoe add \$40.00; Change suffix 42 to 58</i></p>	360
608-R Post Assembly with Recessed Switch Cutout	<p>Add your own switch. Post is prepped with a recessed mounting area with a 2-gang cutout (2 7/8" x 3 1/4"). <ul style="list-style-type: none"> • 608-R-GR-42: Gray Post Assy w/2-Gang Cutout <i>Dark Bronze Color; Change GR to BR, Surface External Option (Foot), Change Suffix 42 to SE</i> <i>In-ground mounting shoe add \$40.00; Change suffix 42 to 58</i></p>	370
608 Post Assembly with Recess Mounted Switch	 <p>Includes everything needed. Post assembly with recess mounted 59 Series Switch installed. <ul style="list-style-type: none"> • 608-H-GR-42: Gray Post Assy, Recessed 59-H • 608-HSS-GR-42: Gray Post Assy, Recessed 59-HSS • 608-P-GR-42: Gray Post Assy, Recessed 59-P • 608-W-GR-42: Gray Post Assy, Recessed 59-W • 608-WSS-GR-42: Gray Post Assy, Recessed 59-WSS <i>Dark Bronze Color; Change GR to BR, Surface External Option (Foot), Change Suffix 42 to SE</i> <i>In-ground mounting shoe add \$40.00; Change suffix 42 to 58</i></p>	450
608 Post Assembly with Wireless Recess Mounted Switch	 <p>Complete wireless package. Post assembly with recess mounted 59 Series Switch installed, transmitter and mounting platform (CP/TX-P). <ul style="list-style-type: none"> • 608-HT-GR-42: Gray Post Assy, Recessed 59-H, CP/TX-P • 608-HSST-GR-42: Gray Post Assy, Recessed 59-HSS, CP/TX-P • 608-PT-GR-42: Gray Post Assy, Recessed 59-P, CP/TX-P • 608-WT-GR-42: Gray Post Assy, Recessed 59-W, CP/TX-P • 608-WSST-GR-42: Gray Post Assy, Recessed 59-WSS, CP/TX-P <i>Dark Bronze Color; Change GR to BR, Surface External Option (Foot), Change Suffix 42 to SE</i> <i>In-ground mounting shoe add \$40.00; Change suffix 42 to 58</i> <i>Sequencing transmitter add \$20.00; Change T to S</i></p>	525
608 Vestibule Post Assembly with 59V Vestibule Switch	 <p>Includes everything needed to activate 2 doors. Post assembly with 59V Series Vestibule Switch. <ul style="list-style-type: none"> • 608-HV-GR-42: Gray Post Assy, 59V-H • 608-HSSV-GR-42: Gray Post Assy, 59V-HSS • 608-PV-GR-42: Gray Post Assy, 59V-P • 608-WV-GR-42: Gray Post Assy, 59V-W • 608-WSSV-GR-42: Gray Post Assy, 59V-WSS <i>Dark Bronze Color; Change GR to BR, Surface External Option (Foot), Change Suffix 42 to SE</i> <i>In-ground Mounting Shoe Add \$40.00; Change 42 to 58</i></p>	525




PART #	DESCRIPTION	RETAIL PRICE
608 and 514 Series Door Activator Switch Posts w/LongLife™ Finishes (continued)		
608 Vestibule Post Assembly with WIRELESS 59V Vestibule Switch		675
	Complete wireless package to activate 2 doors. Post assembly with 59V Series Vestibule Switch, 2 transmitters and mounting platform (CP/TX-VP). <ul style="list-style-type: none"> • 608-HTV-GR-42: Gray Post Assy, 59V-H, CP/TX-VP • 608-HSSTV-GR-42: Gray Post Assy, 59V-HSS, CP/TX-VP • 608-PTV-GR-42: Gray Post Assy, 59V-P, CP/TX-VP • 608-WTV-GR-42: Gray Post Assy, 59V-W, CP/TX-VP • 608-WSSTV-GR-42: Gray Post Assy, 59V-WSS, CP/TX-VP <i>Dark Bronze Color; Change GR to BR, Surface External Option (Foot), Change Suffix 42 to SE</i> <i>In-ground Mounting Shoe Add \$40.00; Change 42 to 58</i>	
514 POST ASSEMBLY INCLUDES: 2" X 2" X 42" Post w/LongLife™ Finish, Rugged Polycarbonate Cap, Steel "U" Shaped Surface Mounting Shoe and ABS Plastic Rust Shield.		
514 Blank Post Assembly Only—COMING SOON!		245
Customize in the field. Post is prepped for wiring. <ul style="list-style-type: none"> • 514-GR-SE: Gray Post Assy OR • 514-BR-SE: Dark Bronze Post Assy 		
514-H Post Assembly with 59J Series Jamb Switch—COMING SOON!		370
	Includes everything needed. Post assembly with 59J Series Switch installed. <ul style="list-style-type: none"> • 514-H-GR-SE: Gray Post Assy, 59J-H, 1010 • 514-HSS-GR-SE: Gray Post Assy, 59J-HSS, 1010 • 514-P-GR-SE: Gray Post Assy, 59J-P, 1010 • 514-W-GR-SE: Gray Post Assy, 59J-W, 1010 • 514-WSS-GR-SE: Gray Post Assy, 59J-WSS, 1010 <i>Dark Bronze Color; Change GR to BR</i>	
514-HT Post Assembly with WIRELESS Switch—COMING SOON!		440
	Complete wireless package. Post assembly with recess mounted 59J Series Switch installed, transmitter and mounting platform (CP/TX-J). <ul style="list-style-type: none"> • 514-HT-GR-SE: Gray Post Assy, 59J-H, CP/TX-J • 514-HSST-GR-SE: Gray Post Assy, 59J-HSS, CP/TX-J • 514-PT-GR-SE: Gray Post Assy, 59J-P, CP/TX-J • 514-WT-GR-SE: Gray Post Assy, 59J-W, CP/TX-J • 514-WSST-GR-SE: Gray Post Assy, 59J-WSS, CP/TX-J <i>Dark Bronze Color; Change GR to BR</i> <i>Sequencing transmitter add \$20.00; Change T to S</i>	
Post Accessories		
608-CAP	Replacement black polycarbonate post cap.	50
6082-SHOE	Surface mounting shoe and installation hardware.	50
6083-SHOE	In-ground mounting shoe and installation hardware.	90



RETAIL PRICE LIST 2008

SENSORS & SWITCHES

PART #	DESCRIPTION	RETAIL PRICE
ClearPath  Turnkey Radio Control Packages for Low Energy Doors		
Turnkey packages come with all products assembled. Everything needed comes in a single carton.		
<i>Refer to pages 4-6 & 8-9 for individual product descriptions.</i>		
ClearPath Package 59		305
CTP-H	2:59-H; 2:CP/TX; 1:CP/RX	
CTP-HSS	2:59-HSS; 2:CP/TX; 1:CP/RX	
CTP-P	2:59-P; 2:CP/TX; 1:CP/RX	
ClearPath Package 59R4		305
CTP-R4-H	2:59R4-H; 2:CP/TX-R4; 1:CP/RX	
CTP-R4-HSS	2:59R4-HSS; 2:CP/TX-R4; 1:CP/RX	
CTP-R4-P	2:59R4-P; 2:CP/TX-R4; 1:CP/RX	
ClearPath Package 59R6		330
CTP-R6-H	2:59R6-H; 2:CP/TX-R6; 1:CP/RX	
CTP-R6-HSS	2:59R6-HSS; 2:CP/TX-R6; 1:CP/RX	
CTP-R6-P	2:59R6-P; 2:CP/TX-R6; 1:CP/RX	
ClearPath Package 59J—COMING SOON!		300
CTP-J-H	2:59J-H; 2:CP/TX-J; 2:CP/RX	
CTP-J-HSS	2:59J-HSS; 2:CP/TX-J; 2:CP/RX	
CTP-J-P	2:59J-P; 2:CP/TX-J; 2:CP/RX	
ClearPath Vestibule Package 59		605
CTP-HV	2:59-H; 2:CP/STX; 1:59V-H; 1:CP/TX-V; 2:CP/RX	
CTP-HSSV	2:59-HSS; 2:CP/STX; 1:59V-HSS; 1:CP/TX-V; 2:CP/RX	
CTP-PV	2:59-P; 2:CP/STX; 1:59V-P; 1:CP/TX-V; 2:CP/RX	
ClearPath Vestibule Package 59J—COMING SOON!		600
CTP-J-HV	2:59J-H; 1:59V-H; 2:CP/STX-J; 1:CP/TX-V; 2:CP/RX	
CTP-J-HSSV	2:59J-HSS; 1:59V-HSS; 2:CP/STX-J; 1:CP/TX-V; 2:CP/RX	
CTP-J-PV	2:59J-P; 1:59V-P; 2:CP/STX-J; 1:CP/TX-V; 2:CP/RX	



DOOR PRODUCTS REPAIR & RETURN POLICY

WARRANTY REPAIRS:

Warranties cover parts and workmanship provided by MS SEDCO. Repair warranties are void if units are altered by anyone other than the MS SEDCO Repair Center. All warranties begin at invoice date unless specified by MS SEDCO. Customer will pay freight charges to return defective units to MS SEDCO Repair Center. Units will be repaired to proper working order and returned in "cosmetically same" condition at no charge. MS SEDCO will pay freight charges to ship repaired warranty units back to customer. **

OUT OF WARRANTY REPAIRS:

All units out of warranty that are returned for repair will be charged under the MS SEDCO repair rates shown below. Units will be repaired to proper working order and returned in "cosmetically same" condition. All units exceeding 5 years over warranty period will be scrapped on site, or returned to customer (at customers freight cost) unrepaired.

ADVANCE EXCHANGE PROGRAM:

MS SEDCO Repair Center advance exchange program allows you to receive refurbished units quickly. Shipping and handling charges are extra. Please send your malfunctioning unit to us within 10 days to avoid up-charges. Up-charges also apply if the unit MS SEDCO receives is not repairable due to excessive damage or an incorrect model. Up-charges are generally assessed as the difference between the repair price and the new product price. All warranties on exchanges are subject to the same standard terms and conditions as a repaired unit. Advanced exchange units must be returned with all accessories (brackets, transformers, harnesses, manuals) or will be charged per non-returned accessories.

ADVANCE EXCHANGE RETURN POLICY:

MS SEDCO Repair Center accepts returns on advance exchange units. All advanced exchange units must be returned within 10 days of the original exchange order. Items may be assessed a 15% restocking fee and all applicable shipping and COD charges will apply. Advanced exchanged units must be returned in original packaging. Damaged units will not be accepted for exchange credit. Please contact customer service to receive authorization for the return before shipping it to MS SEDCO. MS SEDCO will only issue credits for returned units not refunds.

TURNAROUND TIME:

MS SEDCO Repair Center turnaround time typically requires 72~96 hours plus shipping on all units.

EXPEDITING ORDERS:

Some orders can be repaired in 24 hours for an additional charge. Call to see if your order qualifies. Expedited orders are charged at 30% above the repair price.

PAYMENT TERMS:

Payment is required prior to shipping unless a credit application has been received and accepted by MS SEDCO. Repaired units will be detained if customer is on credit hold with MS SEDCO billing department. Detained units will be returned after credit hold has been lifted from MS SEDCO billing department. Repairs can be billed by credit card for non net 30 day customers.

RETURN SHIPPING:

All repairs are returned via ground service. For an additional charge, guaranteed overnight service is also available. Customers are responsible for all shipping, customs and insurance costs on out of warranty repairs and express units. When possible, we will ship via your requested carrier.

MS SEDCO REPAIR RATE:

Door Sensors	\$70.00 (Pedestrian)
	\$120.00 (Industrial)
Door Accessories	\$40.00

Rates do not include freight and are subject to change without notice.

EVALUATIONS:

MS SEDCO Repair Center will evaluate certain units for repairability at no charge. If you have an item requiring repair, please contact us to see if it qualifies for a free repair evaluation.

**UNREPAIRED UNITS:

MS SEDCO reserves the right not to repair any units that have excessive damage, missing parts, or for which parts are currently unavailable. Unrepaired items will be returned with billed shipping charges, or scrapped on site at no charge.

Any items being returned to MS SEDCO, regardless of reasons, must have an RMA Number and be marked to the attention of the return or repair department on outside of shipping carton. Call 1-800-842-2545 and ask for an RMA number. A returned merchandise authorization number will be issued upon request and a copy will be faxed to you. Please include a copy of the RMA sheet with returned items to insure proper handling of returns.

RETURN FOR CREDIT

1. All items being returned for CREDIT must have an MS SEDCO original invoice number included with the items to ensure proper credit.
 - a. **Unused and unopened items** will be issued full credit if returned within 30 days. A 15% restocking fee will be assessed on items returned after 30 days past invoice date. No credit will be issued after 6 months past invoice date.
 - b. **Unused but opened items** will be assessed a 15% restocking charge if returned within 30 days of invoice date and it is determined the items can be resold as new. If it is determined that the items cannot be resold as new, the items will be returned or scrapped at the customer's discretion. No credits will be issued after 30 days past invoice date.
 - c. **Used items** cannot be returned for credit.
2. In the event items are being returned due to an error on MS SEDCO part, MS SEDCO will issue a call tag and pay freight charges for returned items. The customer will pay freight charges on all returns for any other reason.
3. MS SEDCO will only issue credit for returned items—not refunds.
4. No credits will be issued for products with missing serial numbers.



SENSORS & SWITCHES