

Brass Cylinders Security Hardware Cam and Specialty Lock Locksmith Supplies

Suggested List Price

January 13, 2014



BRASS CYLINDERS

Mortise Cylinder Deadbolts	2-5
How To Order	6-7
Mortise Cylinders	8
Mortise Dummy	8
Turnknob Cylinders	9
Mortise Parts	10
Mortise Accessories	10-11
Mortise/Rim Bump Halt Kit	11
Rim Cylinders	12
Rim Dummy	12
Rim Turnknob	12
Rim Parts and Accessories	12
1599 Key-In-Knob/Deadbolt	13
1539 Key-In-Knob	14
Specialty Key-In-Knob/Deadbolt	15
Profile Cylinders	16
SFIC Cores	17
SFIC Housings	18
Specialty	19
Cylinder Parts Kits	19
KIK Cylinder Application By	20-21
Hardware	
Cylinder Availability By Keyway	22-23
Replacement Keys For Cylinders	44
Stock Cylinder List	24

SECURITY HARDWARE

Product Numbering System	25
Auxiliary Locks	25
Replacement Rim Cylinders	25
Replacement Knobs & Accessories	26
Window & Door Locks	26
Specialty Locks	26-27
Key Accessories	27

CAM AND SPECIALTY LOCKS

Stocking Program	28
Ordering Information	28
How To Order Custom Cam Locks	29
Cam Rotation Chart	30
Standard Cams	31
Special Cams	32
Cam Locks Custom Built	33
Cam Lock Kits	33
Thumbturn & Latching Cam Locks	33
Tubular Cam Locks Custom Built	34
Tubular Cam Lock Kits	34
Desk & Drawer Locks	34
Removable Core Locks	35
Sliding Door Locks	35
Filing Cabinets Locks	35
Switch Locks	36
Show Case Locks	36
Special Purpose Locks	36
Cams	36
Disc Tumbler Kit	37
Mobile Kit	37
Cam Lock Kits	37
Accessories	38
Components	38-39
Frangible Shackle Padlock	39
Presentation Key	39

LOCKSMITH SUPPLIES

Picks	40
Electric Lock Pick & Pick Gun	41
Pick Kiys	41
Locksmith Tools	41-42
Key Stamps	42
Pins & Pinning Kits	42
Spindles	43
Strikes	43
Replacement Keys for Cylinders	44



Mortise Cylinder Deadbolts

Lead Time 4 weeks

• Solid Brass • 1" Bolt Throw • Fits Doors 1 1/4" to 1 3/4" Thick



4520 Series Double Cylinder
Standard Profile Roses



4510 Series Single Cylinder
Standard Profile Roses



Dummy
Cylinder Option 2



ADA Turnknob
Cylinder Option 3



Thumbturn
Cylinder Option 4



Captive Thumbturn
Cylinder Option 6
US3 & US26D Only
5 Pin Only



Keyed
Cylinder Option 5



I.C. Core Housing
Cylinder Option 8 or 9

How To Order Mortise Deadbolts

4 5 - 2 - 4 - 0 4 - 2 6 D - 5 - 2 - 5 - A A - K A 2

1	2	3	4	5	6	7	8	9	10
DESIGN	FUNCTION	BOLT/ BACKSET	STRIKE	FINISH	CYLINDER OPTION	CYLINDER SIZE	# OF PINS	KEYWAY	KEYING
1		3		5		7		9	10
DESIGN		BOLT/BACKSET		FINISH		CYLINDER LENGTH		KEYWAY	KEYING
45 Standard		Standard Bolt 0 No Bolt 2 2 Backset, 1 front 3 2 3/4 Backset, 1 front 4 2 3/4 Backset, 1 1/2 front Drive-in Bolt 5 2 3/4 Backset 6 2 3/4 Backset		03P Bright Brass Permanent 04 Satin Brass 05 Antique Brass 10 Satin Bronze 10B Oil-Rubbed Bronze 26D Satin Chrome 26 Bright Chrome 32D Satin Stainless Steel		1 1 5/16 2 1 4 1 1/2 5 1 1/4 *		See page 3 or 6 for keyway options + up charges	See page 7 for keying
	2		4		6		8		
	FUNCTION		STRIKE		CYLINDER		# OF PINS		
	1 Single Cylinder 2 Double Cylinder 8 Classroom Function		04 Heavy Duty (Standard/Wood) 03 Regular Duty (Optional/Steel)		0 Complete Deadbolt Less Cylinder(s) 2 Dummy Outside 3 ADA Turnknob Inside - 4520 Series only 4 Mortise Turnknob Cylinder Inside - 4520 Series and Classroom function Only 5 Standard Keyed Cylinder 6 Captive Turnknob Cylinder Inside - 4520 Series Only. See page 9 for details - 5 pin only 8 I.C. Housing - 6 pin 9 I.C. Housing - 7 pin		5 5 pin 6 6 pin		

Stock List
 45-1-4-04-26D-0
 45-2-4-04-26D-0
 45-1-3-04-03P-0
 45-1-4-04-26D-5-2-5-SC-KD
 45-1-6-04-26D-0

* 1 3/8" - 2" mortise cylinders can be ordered separately. See pages 6 & 7, 8 & 9 or 22 & 23.
 Stock list available on page 24.



Mortise Cylinder Deadbolts

Application Guide

- Fits existing hole size 1 1/8" - 2 1/8"
- Operates with Adams Rite cam
- All deadbolts ordered with cylinders come with fan cam standard

DOOR THICKNESS	OUTSIDE CYL. LENGTH	INSIDE CYLINDER LENGTH
1 3/8", 1 3/4"	1 5/16" cylinder	1 5/16" keyed or thumbturn cylinder
1 3/4", 1 7/8"	1" cylinder	1" keyed or thumbturn cylinder
1 7/8", 2 1/8"	1 1/8" cylinder	1 1/8" keyed or thumbturn cylinder
2 1/8", 2 3/8"	1 1/4" cylinder	1 1/4" keyed or thumbturn cylinder, or special 4500-xx-5050 thumbturn assembly

Deadbolt Pricing

DESIGN	FUNCTION	BOLT/BACKSET	STRIKE OPTION	FINISH	CYLINDER OPTION	SIZE	# OF PINS	KEYWAYS	KEYING	LIST
45 Standard	1 Single Cylinder	0 No Bolt Deduct 6.00	04 heavy duty strike (standard)	04 US4	0 less cylinder; Deduct \$6.00	1 1 5/16	5 = 5 pin 6 = 6 pin	AA Arrow 1179	See page 7 for keying codes.	54.65
		2 2						2 dummy cyl. out.		
		3 2-3/4	03 regular duty strike (optional)	03P US3PVD 05 US5 10 US10 26D US26D	5 standard	4 1-1/8 5 1-1/4	Add 2.55 for 6 pin.	NB Composite HR1		
		4 2-3/4			7 Lori cam			CA Corbin 60 1001EH		
		5 2-3/8 (drive-in)			8 6 Pin IC housing Add \$6.36 (Core sold separately)			CB Corbin 67 1001EN		
		6 2-3/8 (drive-in)			9 7 Pin IC housing Add \$6.56 (Core sold separately)			*CC Corbin 77 R1001EN		
		10B US10B 26 US26 32D US32D				*CD Corbin 59A1-A2	58.00			
							CE Corbin/Russwin L4		69.45	
							XE Dexter 67 D1054K			
							DA Dominion 1054F S54F			
							DB Dominion 1054F D05D06			
45 Standard	2 Double Cylinder	0 No Bolt Deduct 6.00	04 heavy duty strike (standard)	04 US4	0 less cylinders; Deduct \$15.00	1 1 5/16	5 = 5 pin 6 = 6 pin	UA ILCO® X1054K	See page 7 for keying codes.	63.80
		2 2						2 dummy cyl. out.		
		3 2-3/4	03 regular duty strike (optional)	03P US3PVD 05 US5 10 US10 26D US26D	3 ADA turnknob inside Add \$5.50	4 1-1/8 5 1-1/4	Add 2.55 for 6 pin	*UD Lori 90		
		4 2-3/4			4 thumbturn cylinder inside; Add \$4.00			*UE Lori 80		
		5 2-3/8 (drive-in)			5 standard			KS Kwikset		
		6 2-3/8 (drive-in)			6 capt. thumbturn inside; Add \$27.55			LA Lockwood 1004		
		10B US10B 26 US26 32D US32D				*RA Russwin 5981R,N1011P	74.70			
						RB Russwin D1				
						*RC Russwin 981-852				
							GA Sargent LA			
							GB Sargent LA-LC			
45 Standard	8 Classroom	0 No Bolt Deduct 6.00	04 heavy duty strike (standard)	04 US4	0 less cylinder; Deduct \$6.00	1 1 5/16	5 = 5 pin 6 = 6 pin	GC Sargent RA-RC	See page 7 for keying codes.	66.80
		2 2						2 dummy cyl. out.		
		3 2-3/4	03 regular duty strike (optional)	03P US3PVD 05 US5 10 US10 26D US26D	3 ADA turnknob inside 4520 Series and Classroom function Add \$6.60	4 1-1/8 5 1-1/4	Add 2.55 for 6 pin	SX Schlage		
		4 2-3/4			5 standard			SE Schlage E		
		5 2-3/8 (drive-in)			7 Lori cam			SF Schlage F		
		6 2-3/8 (drive-in)			8 6 Pin IC housing Add \$6.36 (Core sold separately)			FA Segal 9		
		10B US10B 26 US26 32D US32D				WA Weiser E, Falcon 1054WB-WC	71.00			
						WE 1555 Weiser				
						YA Yale 8 (999)				
						YG Yale GA		77.80		

1 1/8" cylinders can be used on 1 3/8" and 1 3/4" doors, for 6 pin applications, using an 861D solid collar - page 11.
See page 7 for additional master keying prices

* Up charge for these keyways
\$2.40 + list per cylinder

Component Pricing

Order Ilco 4500 Series Deadbolts by components in four easy steps. Reduce inventory while increasing turns, fill rates and profitability. Order each component separately. The order should contain the same amount of components from each group to qualify for our special pricing. Order deadbolts by:

1. Function; single or double cylinder.
2. Bolt; drive-in or standard, 2, 2 $\frac{3}{4}$ or 2 $\frac{3}{4}$ backset.
3. Front; 1 or 1 $\frac{1}{2}$.
4. Cylinder. Remember to order 2 cylinders for the 4520 Series double cylinder deadbolt. The 4510 already has an inside thumbturn furnished. Also remember to order the correct finish and length depending upon the door thickness. See application guide on pg. 3.



Step 1: Deadbolt Function

DESCRIPTION	ITEM NUMBER	LIST
Single cylinder deadbolt (less cylinder bolt & front)	4510-xx-1-00-900 substitute 2 digit finish code for xx	
	04=US4	30.50
	05=US5 10=US10 26D=US26D 03P=US3PVD	33.85
	10B=US10B 26=US26 32D=US32D	45.30
Double cylinder deadbolt (less cylinder bolt & front)	4520-xx-1-00-900 substitute 2 digit finish code for xx	
	04=US4	29.60
	05=US5 10=US10 26D=US26D 03P=US3PVD	33.45
	10B=US10B 26=US26 32D=US32D	40.55

Step 2: Bolts (Less Front/Face Plate) Available in 26D and 03 finish only

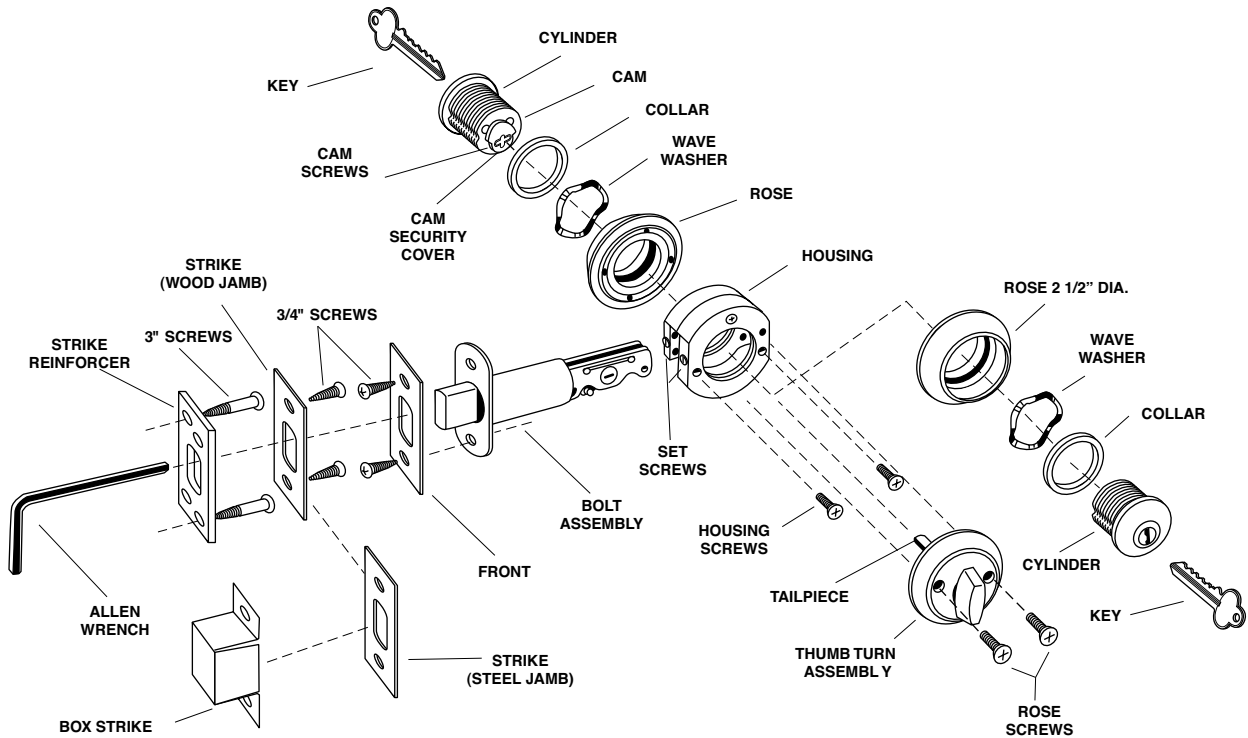
DESCRIPTION	ITEM NUMBER	LIST
Drive-In 2 $\frac{3}{4}$ backset	4540-xx-5014	17.45
Bolt 2 $\frac{3}{4}$ backset	4550-xx-5001	17.45
Standard 2 $\frac{3}{4}$ backset	4500-xx-5000	14.00
	4510-xx-5001	14.00
Special 2 backset, bolt & housing 2 backset, bolt only 2 backset, housing only	4900-xx-5008	27.90
	4900-xx-5004	14.00
	4900-84-5005	14.00

Step 3: Front/Face Plate

DESCRIPTION	ITEM NUMBER	LIST
1 Inch for 2 & 2 $\frac{3}{4}$ bolts	4500-xx-5012	3.50
1 $\frac{1}{2}$ Inch for 2 $\frac{3}{4}$ bolts	4510-xx-5012	3.50

4500 Series Parts

Exploded View



Deadbolt Parts

Lead Time 3 days

Product No.	Description	Sugg. List
STRIKES (WITH SCREWS)		
4500-xx-5011	for wood jamb, w/reinforcer (heavy duty)	7.20
4500-xx-5013	for steel jamb, w/dust box (regular duty)	4.85
4500-83-2000	dust box only	1.40
Housing for Bolts		
4500-84-5003	for 2 $\frac{1}{2}$ " and 2 $\frac{3}{4}$ " backsets	14.00
4900-84-5005	for 2" backset	14.00
Thumbturn / Rose Assembly		
4500-xx-5016	thumbturn assembly for both 4500&4900	16.10
4500-82-2007	thumbturn tailpiece only	.55
4500-82-2008	long thumbturn tailpiece only 1 $\frac{1}{4}$ " long	1.10
Screws		
4200-98-4011	cam screw	.40
4500-82-4014	housing screw $\frac{5}{16}$ " x 1"	.40
4500-xx-4018	thumbturn assembly / rose screws	.40
4500-XX-4025	Long Rose Screws	.40

Product No.	Description	Sugg. List
4500-99-4015	set screw	.40
4500-80-1017	3 screw for heavy duty strike	1.05
4500-xx-1036	$\frac{3}{8}$ " screw for regular strike / front	.40
Collars & Roses		
4500-xx-5017	standard rose for 4500	11.55
4000-xx-1004	collar $\frac{5}{16}$ "	1.50
4500-81-4020	wave washer	1.05
4500-XX-5025	Spacer for IC Housing or and 1 $\frac{1}{4}$ " or 1 $\frac{3}{8}$ " cylinder	3.15
Miscellaneous		
4500-80-4016	$\frac{5}{16}$ " Allen wrench	.90
863R	cylinder cam for LORI deadbolts	1.25
4500-80-2013	security cover for cam	.40
4500-82-1012	steel strike reinforcer less screws	1.05
4500-xx-5050	2 $\frac{1}{2}$ " thick door kit for 4510: Use with 1 $\frac{1}{4}$ " cylinder outside	14.00

Pricing is for standard keyways and keying. See page 6 & 7 for additional pricing details that may apply.

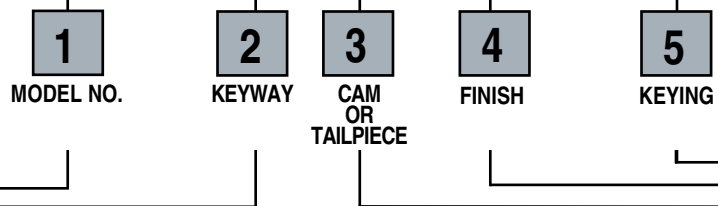
How to Order Cylinders

(BH)[†] 7 1 6 5 AA 2 - 2 6 D - K A 2

Example: Standard 1 inch, 5 pin mortise cylinder, Arrow keyway with Adams Rite cam, satin chrome finish, keyed alike in pairs.



†Add 'BH' prefix to description for Bump Halt Bump Resistance Technology. Add \$2.40 to Sugg. List



1 Model Number

MODEL	DESCRIPTION	MODEL	DESCRIPTION	MODEL	DESCRIPTION
MORTISE CYLINDERS		TURN KNOB MORTISE CYLINDERS		RIM CYLINDERS	
7124	3/4 (19 mm) 4 Pin	7151	1 5/16 (23.8 mm) Turn Knob	7015	5 Pin Cylinder
7155	1 5/16 (23.8 mm) 5 Pin	7161	1 (25.4 mm) Turn Knob	7016	6 Pin Cylinder
7165	1 (25.4 mm) 5 Pin	7181	1 1/8 (28.6 mm) Turn Knob	7075	5 Pin Cylinder with screw cap
7185	1 1/8 (28.6 mm) 5 Pin (Drilled 6 Pin)	7201	1 1/4 (31.7 mm) Turn Knob	7076	6 Pin Cylinder with screw cap
7186	1 1/8 (28.6 mm) 6 Pin	7221	1 3/8 (34.9 mm) Turn Knob	TURN KNOB RIM CYLINDERS	
7205	1 1/4 (31.7 mm) 5 Pin (Drilled 7 Pin)	7241	1 1/2 (38.1 mm) Turn Knob	7011	Turnknob Rim Cylinder
7206	1 1/4 (31.7 mm) 6 Pin (Drilled 7 Pin)	7261	1 5/8 (41.2 mm) Turn Knob	DUMMY RIM CYLINDERS	
7207	1 1/4 (31.7 mm) 7 Pin	7281	1 3/4 (44.4 mm) Turn Knob	7010	1 1/8 (28.6 mm) Dummy
7225	1 3/8 (34.9 mm) 5 Pin (Drilled 7 Pin)	7301	1 7/8 (47.6 mm) Turn Knob	KEY-IN-KNOB	
7226	1 3/8 (34.9 mm) 6 Pin (Drilled 7 Pin)	7321	2 (50.8 mm) Turn Knob	15395	5 Pin Universal Lockset/Leverset/Padlock
7227	1 3/8 (34.9 mm) 7 Pin	ADA7151	1 5/16 (23.8 mm) ADA Turn Knob	15396	6 Pin Universal Lockset/Leverset/Padlock
7245	1 1/2 (38.1 mm) 5 Pin (Drilled 7 Pin)	ADA7161	1 (25.4 mm) ADA Turn Knob	15495	5 Pin Cylindrical Deadbolt
7246	1 1/2 (38.1 mm) 6 Pin (Drilled 7 Pin)	ADA7181	1 1/8 (28.6 mm) ADA Turn Knob	15496	6 Pin Cylindrical Deadbolt
7247	1 1/2 (38.1 mm) 7 Pin	ADA7201	1 1/4 (31.7 mm) ADA Turn Knob	15695	5 Pin Emtek Cylindrical Deadbolts
7265	1 5/8 (41.2 mm) 5 pin	ADA7221	1 3/8 (34.9 mm) ADA Turn Knob	15696	6 Pin Emtek Cylindrical Deadbolts
7266	1 5/8 (41.2 mm) 6 pin	ADA7241	1 1/2 (38.1 mm) ADA Turn Knob	15795	5 Pin Sargent 6 Line, 10 Line, T Zone
7285	1 3/4 (44.4 mm) 5 pin	ADA7261	1 5/8 (41.2 mm) ADA Turn Knob	15796	6 Pin Sargent 6 Line, 10 Line, T Zone
7286	1 3/4 (44.4 mm) 6 pin	ADA7281	1 3/4 (44.4 mm) ADA Turn Knob	15985	5 Pin Combination Knob/Deadbolt
7305	1 7/8 (47.6 mm) 5 pin	ADA7301	1 7/8 (47.6 mm) ADA Turn Knob	15995	5 Pin Combination Knob/Deadbolt
7306	1 7/8 (47.6 mm) 6 pin	ADA7321	2 (50.8 mm) ADA Turn Knob	15996	6 Pin Combination Knob/Deadbolt
7325	2 (50.8 mm) 5 pin	41651	1 5/16 (23.8 mm) Captive Turn Knob		
7326	2 (50.8 mm) 6 pin	41671	1 1/8 (28.6 mm) Captive Turn Knob		
		DUMMY MORTISE CYLINDERS			
		7150	1 5/16 (23.8 mm) Dummy		
		7160	1 (25.4 mm) Dummy		
		7180	1 1/8 (28.6 mm) Dummy		
		7200	1 1/4 (31.7 mm) Dummy		

2 Keyways

Arrow AA 1179	Corbin 60 CA 1001EH	Corbin 67 CB 1001EN	Corbin 77 * CC R1001EN	Corbin * CD 59A1-A2	Corbin/Russwin CE L4	Dominion 1054F DA S54F
Dominion 1054F DB D05/D06	Segal 9 FA (1022)	Sargent LA GA 1007LA	Sargent LA-LC GB LA-LC	Sargent RA-RC GC RA-RC	Kwikset KS 1176	Lockwood LA 1004
Composite NA R1064E	Composite NB HR1	Russwin * RA 5981R N1011P	Russwin D1 RB 1011D1	Russwin * RC 981/852	Schlage C SC 1145	Schlage E SE 1145E
Schlage F SF 1145F	Schlage SX C-K, 1145	ILCO® UA X1054K	Lori L100 Eagle 11929 Harloc 700 UB	Lori 90 * 6 pin only UD Centric 90	Lori 80 * 5 pin only UE Lori 80	Weiser E Falcon WA 1054WB 1054WC
Weiser WE P1555	Dexter 67 XE D1054K	Yale 8 YA 999	Yale YG Yale GA			






















* Add \$2.40 to Sugg. List for these keyways
 Comments: 1 1/8 mortise drilled 6 pin. • 1 1/4 - 1 1/2 mortise drilled 7 pin except Yale and Kwikset. • Key-In-Knob drilled 6 pin except 15985.



Ordering Ilco cylinders is easy. Follow the five step process to order the correct Ilco cylinder every time.

- 1** Specify model number for cylinder type and length.
- 2** Specify double letter code for manufacturer's keyway.
- 3** Specify code number for cam or tailpiece.
Not required for KIK or Dummy cylinders
- 4** Specify code number for finish.
- 5** Specify code letters for keying.

3 Cams and Tailpieces

1 Standard (863G) 	2 Adams Rite (863A) 	3 Clover (863D) 
4 Narrow (863E) 	5 Marks Cam (863F) 	6 Yale (863) 
7 Sargent Offset (863U) 	11 14PR-RM (863H) 	12 22PR-A-RM (863J) 
13 22PR-E-RM (863K) 	15 Schlage L (863M) 	16 Sargent/Yale (863N) 
17 Segal/Emhardt (863P) 	18 Lori Deadbolt (863R) 	19 Clover Corbin/ Russwin Best (863S) 
20 Adams Rite 4070 (863T) 	23 Falcon/Saflok (863V) 	8 Standard 1 3/4 (44.5 mm) 862 
9 Long 2 3/8 (60.3 mm) 862A 	10 Long Standard 2 3/8 (60.3 mm) 862B for 7075 	14 Long Lazy Action 2 3/8 (60.3mm) 862L for 7075 

Cams and Tailpieces are also sold separately.

4 Finish Codes

CODE	DESCRIPTION	US #	BHMA
03	Bright Brass	03	605
03P †	Bright Brass Permanent	03	605
04	Satin Brass	04	606
05	Antique Brass	05	609
10	Satin Bronze	10	612
10B	Oil Rubbed Bronze	10B	613
26	Bright Chrome	26	625
26D	Satin Chrome	26D	626
28	Clear Aluminum Anodized	28	628
29	Black Aluminum	19	622
32 †	Bright Stainless Steel	32	629
32D †	Satin Stainless Steel	32D	630
46	Duracolor Brown Aluminum	46	624

†Add \$1.10 to suggested list.

All finish codes are ANSI/BHMA E (equivalent in appearance to category A) codes and do not reflect the product's base material.

5 Keying Codes

CODE	DESCRIPTION
KA	All keyed alike
KD	Keyed different
KA2	Keyed alike in pairs
KA4	Keyed alike in fours
0B	O bitted - Blade Height
MK	*Master keyed
GMK	*Grand master keyed

*When requesting MK or GMK, an additional Keying Code is required (KA, KD, KA2, etc.)

Example: 7165AA2-26D-MK/KA2

Factory Keyed Alike Key Combinations (no up-charge)

YA .019 (OEM)	SC.015 (OEM)	YA .019 (OEM)	SC.015 (OEM)
13335	13531	41263	42642
14251	15513	41321	44634
14455	24642	42131	46246
24158	26264	42145	51315
34532	31315	43244	54645
34562	31515	43263	55313
41224	33563	44254	62646
41242	34032	45324	64254
41255	34562	43356	66464
41256	35315	14544	78348

Chart above indicates stock KA biting combinations. Any other combination add \$2.40 to suggested list.

NOTE: Minimum order 10 each per item.

Master Keyed Cylinders

All Keyways Available

Description	Sugg. List
Master Keying add per cylinder (one level)	5.50
Great and Grandmaster Keying add per cylinder (two levels and above)	6.15
Extra Keys	4.25
Construction Keying (per cylinder)	5.80
Construction Prep	1.50

Note: Master keys will be sent separately from the cylinders via certified mail, return receipt requested. Name and address for this package must be supplied with the cylinder order. System expansion up to 30% of original purchase order at no extra charge.

The charts shown on these two pages are based on the product number structure. Refer to Availability Chart on page 22 & 23.

January 13, 2014

Limited Warranty

Ilco warrants to the original purchaser for a period of one year that this product is free from defects in materials and workmanship. We will, at our discretion, repair or replace free of charge, including shipping charges back to you, any product found to be defective and subject to this warranty, provided it is delivered prepaid to Ilco. This warranty does not apply to any defects or malfunctions resulting from improper installation or use. Products and parts not manufactured by Ilco are guaranteed only in accordance with that manufacturer's warranty. Kaba Ilco shall not be liable for any consequential or incidental expenses resulting from breach of this warranty or any implied warranty. Some states do not allow the exclusion or limitation of consequential or incidental damages, so the above exclusion or limitation may not apply to you. This warranty gives you specific rights, and you have other rights, which vary from state to state.

Broken Box Charge

Items ordered in less than full box quantities are subject to a \$5.50 surcharge per line item. Please see details on page 7 of this Price List

Mortise Cylinders

ILCO® Mortise Cylinders are machined from solid bar brass. This line offers a broad selection of models, providing the flexibility required for numerous applications. Thread size is 1.150 x 32 UNS. Cylinder face diameter 1.360. A mortise cylinder kit and accessories are also available. Refer to pages 10, 11, and 24.

Lead time 4 weeks unless listed below.

- 32 keyways (See page 6)
- 11 lengths (See below)
- 16 cams (See page 7)
- 13 finishes (See page 7)
- Furnished with Ilco® Look Alike® keys.
- Rekeyable to original manufacturers' systems.



Available for a \$2.40 up charge per cylinder and add 'BH' prefix when ordering.



BHMA/ANSI
A156.5
Grade 1

Model	Length	Pinning	Sugg. List
7124	3/4" (19 mm)	4 pin	12.55
7155	5/8" (23.8 mm)	5 pin	12.55
7165	1" (25.4 mm)	5 pin	12.55
7185	1 1/8" (28.6 mm)	5 pin (6 pin drilled)	12.65
7186	1 1/8" (28.6 mm)	6 pin	13.75
7205	1 1/4" (31.7 mm)	5 pin (7 pin drilled)	12.75
7206	1 1/4" (31.7 mm)	6 pin (7 pin drilled)	13.85
7207	1 1/4" (31.7 mm)	7 pin	14.95
7225	1 3/8" (34.9 mm)	5 pin (7 pin drilled)	24.15
7226	1 3/8" (34.9 mm)	6 pin (7 pin drilled)	25.30
7227	1 3/8" (34.9 mm)	7 pin	26.40
7245	1 1/2" (38.1 mm)	5 pin (7 pin drilled)	24.35
7246	1 1/2" (38.1 mm)	6 pin (7 pin drilled)	25.50
7247	1 1/2" (38.1 mm)	7 pin	26.60
7265	1 5/8" (41.2 mm)	5 pin (6 pin drilled) Schlage C only	46.25
7266	1 5/8" (41.2 mm)	6 pin Schlage C only	49.05
7285	1 3/4" (44.4 mm)	5 pin (6 pin drilled) Schlage C only	47.40
7286	1 3/4" (44.4 mm)	6 pin Schlage C only	50.20
7305	1 7/8" (47.6 mm)	5 pin (6 pin drilled) Schlage C only	51.25
7306	1 7/8" (47.6 mm)	6 pin Schlage C only	54.20
7325	2" (50.8 mm)	5 pin (6 pin drilled) Schlage C only	57.10
7326	2" (50.8 mm)	6 pin Schlage C only	60.00

\$1.10 list up charge per cylinder for these finishes: 03P, 32 & 32D. 2.40 list up charge per cylinder for these keyways: CC, CD, UD, UE, RA & RC. \$2.40 Non-stock Combination up charge.

Stock List

7165AA2-03-KA2	7165FA2-26D-KA2	7165KS2-03-KA2	7185RB1-03-KA2	7185SC1-26D-KA2	7185SX1-26D-KA2	7185WE1-26D-KD
7165AA2-26D-KA2	7165FA2-46-KA2	7165KS2-26D-KA2	7185RB1-26D-KA2	7185SC1-46-KA2	7185SX1-46-KA2	7185WE1-26D-KA2
7165AA2-46-KA2	7185FA1-03-KD	7165KS2-46-KA2	7205RB1-03-KD	7185SC2-26D-KA2	7205SX1-03-KD	7165YA2-03-KA2
7185AA1-03-KD	7185FA1-26D-KD	7185KS1-03-KD	7205RB1-26D-KD	7205SC1-03-KD	7205SX1-26D-KD	7165YA2-26D-KA2
7185AA1-26D-KD	7185FA1-03-KA2	7185KS1-26D-KD	7205RB1-03-KA2	7205SC1-26D-KD	7205SX1-03-KA2	7165YA2-46-KA2
7185AA1-03-KA2	7185FA1-26D-KA2	7185KS1-03-KA2	7205RB1-26D-KA2	7205SC1-03-KA2	7205SX1-26D-KA2	7185YA1-03-KD
7185AA1-26D-KA2	7185FA1-03-TE6060	7185KS1-26D-KA2	7185KA1-26D-KA2	7205SC1-26D-KA2	7205UA1-03-KD	7185YA1-26D-KD
7205AA1-03-KD	7205FA1-03-KD	7205KS1-03-KD	7165SC2-10B-KA2	7185SE1-26D-KA2	7165WA2-03-KA2	7185YA1-03-KA2
7205AA1-26D-KD	7205FA1-26D-KD	7205KS1-03-KA2	7165SC2-03-KA2	7165SX2-26D-KD	7165WA2-26D-KA2	7185YA1-26D-KA2
7205AA1-03-KA2	7205FA1-03-KA2	7185LA1-03-KD	7165SC2-26D-KA2	7165SX2-03-KA2	7165WA2-46-KA2	7205YA1-03-KD
7205AA1-26D-KA2	7205FA1-26D-KA2	7205LA1-03-KD	7165SC2-46-KA2	7165SX2-26D-KA2	7185WA1-03-KD	7205YA1-26D-KD
7185CA1-03-KD	7205FA1-03-TE6060	7165RB2-03-KA2	7185SC1-03-KD	7165SX2-46-KA2	7185WA1-26D-KD	7205YA1-03-KA2
7185CA1-26D-KD	7185GA1-03-KD	7165RB2-26D-KA2	7185SC1-26D-KD	7165SX2-46-KD	7185WA1-03-KA2	7205YA1-26D-KA2
7185CA1-03-KA2	7185GA1-26D-KD	7165RB2-46-KA2	7185SC2-26D-KD	7185SX1-03-KD	7185WA1-26D-KA2	
7185CA1-26D-KA2	7185GA1-03-KA2	7185RB1-03-KD	7185SC1-10B-KA2	7185SX1-26D-KD	7165WE2-26D-KA2	
7165FA2-03-KA2	7185GA1-26D-KA2	7185RB1-26D-KD	7185SC1-03-KA2	7185SX1-03-KA2	7165WE2-26D-KD	

Mortise Dummy

Lead time 4 weeks unless listed below.

- 4 lengths
- 13 finishes (See page 7)



Cam code not required when ordering.

Model	Length	Type	Sugg. List
7150	1 5/8" (23.8 mm)	mortise	7.60
7160	1" (25.4 mm)	mortise	7.60
7180	1 1/8" (28.6 mm)	mortise	7.60
7200	1 1/4" (31.7 mm)	mortise	7.60

Stock List

7150DC-26D	7160DC-26D	7180DC-03	7180DC-46	7200DC-26D
7160DC-03	7160DC-46	7180DC-26D	7200DC-03	7200DC-46

Turnknob Cylinders

Lead time 4 weeks unless listed below.



Stock List

- | | |
|-------------|-------------|
| 7151TK2-26D | 7181TK1-03 |
| 7161TK1-03 | 7181TK1-26D |
| 7161TK2-03 | 7181TK2-26D |
| 7161TK2-26D | 7181TK1-46 |
| 7161TK2-46 | 7201TK1-26D |

Standard Turnknob

- 10 lengths
- 16 cams (See page 7)


Model	Length	Available Finishes	Sugg. List
7151	¹⁵ / ₁₆ " (23.8 mm)	03, 04, 05, 10, 10B, 26, 26D, 28, 29, 46	12.45
7161	1" (25.4 mm)	03, 04, 05, 10, 10B, 26, 26D, 28, 29, 46	12.45
7181	1 ¹ / ₈ " (28.6 mm)	03, 04, 05, 10, 10B, 26, 26D, 28, 29, 46	12.45
7201	1 ¹ / ₄ " (31.7 mm)	03, 04, 05, 10, 10B, 26, 26D, 28, 29, 46	12.45
7221	1 ³ / ₈ " (34.9 mm)	03, 04, 05, 10, 10B, 26, 26D, 28, 29, 46	27.85
7241	1 ¹ / ₂ " (38.1 mm)	03, 04, 05, 10, 10B, 26, 26D, 28, 29, 46	28.35
7261	1 ⁵ / ₈ " (41.2 mm)	03, 04, 05, 10, 10B, 26, 26D, 28, 29, 46	28.95
7281	1 ³ / ₄ " (44.4 mm)	03, 04, 05, 10, 10B, 26, 26D, 28, 29, 46	29.50
7301	1 ⁷ / ₈ " (47.6 mm)	03, 04, 05, 10, 10B, 26, 26D, 28, 29, 46	30.10
7321	2" (50.8 mm)	03, 04, 05, 10, 10B, 26, 26D, 28, 29, 46	30.60

Classroom Function

Model	Length	Available Finishes	Sugg. List
4135	¹⁵ / ₁₆ " (23.8 mm)	03, 13, 26D, 29	14.40
4136	1" (25.4 mm)	03, 13, 26D, 29	15.10
4137	1 ¹ / ₈ " (28.6 mm)	03, 13, 26D, 29	15.80
4138	1 ¹ / ₄ " (31.7 mm)	03, 13, 26D, 29	16.50

Captive Turnknob

- 2 finishes (03, 26D)
- One turnknob key and one conventional key per cylinder. Choose from Schlage C or Weiser keys.



Model	Length	Description	Sugg. List
41651	¹⁵ / ₁₆ " (23.8 mm)	(for use with 4900)	26.40
41671	1 ¹ / ₈ " (28.6 mm)	(for use with 4500)	26.40

Replacement Keys for Captive Turnknob

Model	Description	Sugg. List
4165-XX-5001	Captive thumbturn key blank	17.75
4165-XX-5002	Captive thumbturn cut key	21.75
4165-82-2001	Flat steel thumbturn key	1.55

"XX" indicates finish. Specify 03 or 26D

ADA Turnknob

- 10 lengths
- 16 cams (See page 7)



Model	Length	Available Finishes	Sugg. List
ADA7151	¹⁵ / ₁₆ " (23.8 mm)	03, 26D, 10B	16.80
ADA7161	1" (25.4 mm)	03, 26D, 10B	16.80
ADA7181	1 ¹ / ₈ " (28.6 mm)	03, 26D, 10B	16.80
ADA7201	1 ¹ / ₄ " (31.7 mm)	03, 26D, 10B	16.80
ADA7221	1 ³ / ₈ " (34.9 mm)	03, 26D, 10B	27.85
ADA7241	1 ¹ / ₂ " (38.1 mm)	03, 26D, 10B	28.35
ADA7261	1 ⁵ / ₈ " (41.2 mm)	03, 26D, 10B	28.95
ADA7281	1 ³ / ₄ " (44.4 mm)	03, 26D, 10B	29.50
ADA7301	1 ⁷ / ₈ " (47.6 mm)	03, 26D, 10B	30.10
ADA7321	2" (50.8 mm)	03, 26D, 10B	30.60

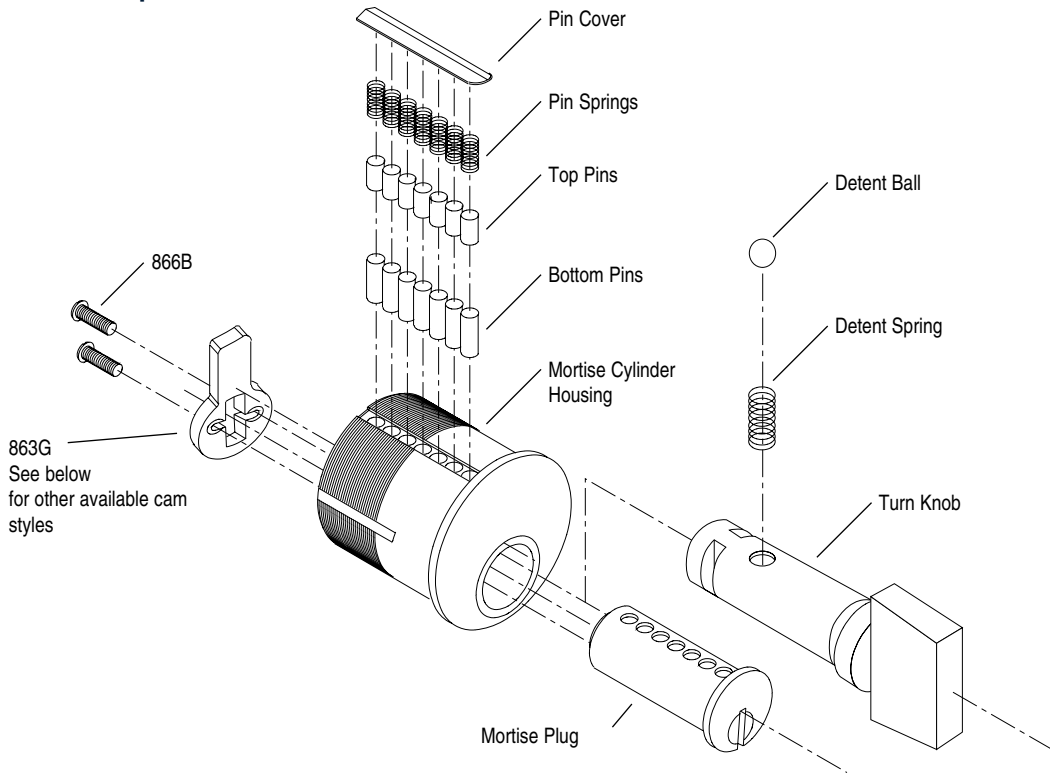
See Availability Chart (pg. 22 & 23) for additional details.

Pricing is for standard keying. See pages 6 & 7 for additional ordering and pricing details that may apply.

Complete stock list shown on page 24.

Mortise Parts

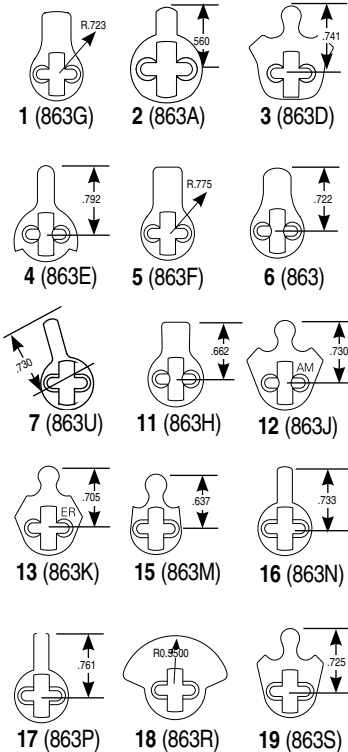
Keyed & Turn Knob Exploded View



Mortise Accessories

Lead Time 3 days

Stock Cams



Product No.	Cam No.	Description	Sugg. List
863G-00-10	1	Standard Cam	1.30
863A-00-10	2	Adams Rite Cam	1.30
863D-00-10	3	Standard/Lockwood/Marks Cloverleaf	1.30
863E-00-10	4	Narrow Cam	1.30
863F-00-10	5	Marks Cam	1.30
863-00-10	6	Yale Cam	1.30
863U-00-10	7	Sargent Offset Cam	1.30
863H-00-10	11	Dominion 14PR-RM Cam	1.30
863J-00-10	12	Dominion 22PR-A-RM Cam	1.30
863K-00-10	13	Dominion 22PR-E-RM Cam	1.30
863M-00-10	15	Schlage L Cam	1.30
863N-00-10	16	Sargent/Yale Cam	1.30
863P-00-10	17	Segal/Emhart Cam DL4000 Corbin Russwin Pocket Mortise Deadbolt	1.30
863R-00-10	18	Lori Deadbolt	1.30
863S-00-10	19	Corbin/Russwin/Best Cloverleaf	1.30
863T-00-10	20	Adams Rite 4070 Cam	1.30
863V-00-10	23	Falcon/Saflok Clover	1.30

Stock Adjustable Spring Collars



Product No.	Description	Adjustment	Sugg. List
861A-03-10	Bright Brass, Solid Brass	$\frac{5}{16}'' - \frac{13}{32}''$ (7.9 mm-20.6 mm)	6.10
861A-26D-10	Satin Chrome, Solid Brass	$\frac{5}{16}'' - \frac{13}{32}''$ (7.9 mm-20.6 mm)	6.10
861A-26-10	Bright Chrome, Solid Brass	$\frac{5}{16}'' - \frac{13}{32}''$ (7.9 mm-20.6 mm)	6.10
861V-XX-10	Steel	$\frac{7}{64}'' - \frac{1}{4}''$ (2.8 mm-6.35 mm)	6.10

(Replace "XX" with finish 03, 10B, 26D, 26.)

Stock Tapered Collars



Product No.	Description	Projection	Head Recess	Sugg. List
861B-03-10	Bright Brass Hardened Steel Collar	$\frac{7}{16}''$	$\frac{1}{4}''$	6.50
861B-26D-10	Satin Chrome Hardened Steel Collar	$\frac{7}{16}''$	$\frac{1}{4}''$	6.50
861B-46-10	Duracolor Hardened Steel Collar	$\frac{7}{16}''$	$\frac{1}{4}''$	6.50

Stock Solid Collars

(Replace "XX" with finish 03, 04, 10, 10B, 26, 26D, 28, 29 or 46.)



Product No.	Description	Thickness	Sugg. List
861C-XX-10	Aluminum Collar	$\frac{3}{32}''$ (2.4 mm)	2.10
861D-XX-10	Aluminum Collar	$\frac{1}{8}''$ (3.2 mm)	2.10
861E-XX-10	Aluminum Collar	$\frac{5}{32}''$ (4.0 mm)	2.10
861K-XX-10	Aluminum Collar	$\frac{3}{16}''$ (4.8 mm)	2.10
861L-XX-10	Aluminum Collar	$\frac{7}{32}''$ (5.6 mm)	2.10
861F-XX-10	Aluminum Collar	$\frac{1}{4}''$ (6.4 mm)	2.10
861M-XX-10	Aluminum Collar	$\frac{9}{32}''$ (7.1 mm)	2.20
861N-XX-10	Aluminum Collar	$\frac{5}{16}''$ (7.9 mm)	2.20
861P-XX-10	Aluminum Collar	$\frac{11}{32}''$ (8.7 mm)	2.20
861Q-XX-10	Aluminum Collar	$\frac{3}{8}''$ (9.5 mm)	2.50
861R-XX-10	Aluminum Collar	$\frac{1}{2}''$ (12.7 mm)	2.50
861T-XX-10	Aluminum Collar	$\frac{5}{8}''$ (15.9 mm)	2.50
861K-00-10	Grey Vinyl Collar	$\frac{3}{16}''$ (4.8 mm)	2.50

Stock Miscellaneous Parts



Product No.	Description	Sugg. List
869-00-10	Cash Box Nut - Fits thread on Standard Mortise Cylinder	3.50
866B-00-10	Mortise Cam Screws, (Bag of 100) 3 x 48 self tapping	7.45
704-04-11	Standard Throw Turn Knob Disc, $\frac{3}{16}''$ (4.8 mm) Sq. Hub	18.85
705-04-11	Long Throw Turn Knob Disc, $\frac{3}{16}''$ (4.8 mm) Sq. Hub	18.85

Bump Halt Kit




Product No.	Description	Sugg. List
7000BH-00-10	Bump resistance Kit includes 10 pins and 10 springs for Mortise and Rim Cylinders	12.10

Rim Cylinders

These solid bar brass rim cylinders are ideal for use on 1 1/8" (35 mm) to 2 1/4" (57 mm) thick doors. Each cylinder is furnished with trim ring, mounting plate and break-off screws. A service kit and accessories are also available. Refer to pages 19 and below.

Lead time 4 weeks unless listed below.



- 32 keyways (See page 6)
- 13 finishes (See page 7)
- 5, 6 and 7 pin
- Furnished with Ilco® Look Alike® keys.
- Horizontal or vertical tailpiece installation.
- Rekeyable to original manufacturers' systems.



Available for a \$2.40 up charge per cylinder and add "BH" prefix when ordering.

Model	Pinning	Sugg. List
7015	5 pin (6 pin drilled)	13.50
7016	6 pin	14.55
7075	5 pin with screw cap	14.50
7076	6 pin with screw cap	15.55

\$1.10 list up charge per cylinder for these finishes: 03P, 32 & 32D. 2.40 list up charge per cylinder for these keyways: CC, CD, UD, UE, RA & RC.

Stock List

7015AA8-03-KD	7015FA8-26D-KD	7015KS8-03-KA2	7015SC8-03-KA2	7015SX8-03-KA2	7015WA8-26D-KD	7015YA8-26D-KD
7015AA8-26D-KD	7015FA8-03-KA2	7015KS8-26D-KA2	7015SC8-26D-KA2	7015SX8-26D-KA2	7015WA8-03-KA2	7015YA8-03-KA2
7015AA8-03-KA2	7015FA8-26D-KA2	7015SC8-03-KD	7015SC8-46-KA2	7015UA8-03-KD	7015WA8-26D-KA2	7015YA8-26D-KA2
7015AA8-26D-KA2	7015KS8-03-KD	7015SC8-26D-KD	7015SX8-03-KD	7015UB8-03-KD	7015WE8-26D-KD	
7015FA8-03-KD	7015KS8-26D-KD	7015SC8-46-KD	7015SX8-26D-KD	7015WA8-03-KD	7015YA8-03-KD	

Chart on page 7 indicates stock KA biting combinations. Any other combination add \$2.40 to suggested list.

See Availability Chart (pg. 22 & 23) for additional details.

Pricing is for standard keyways and keying. See pages 6 & 7 for additional ordering and pricing details that may apply.

Rim Dummy

Lead time 4 weeks unless listed below



7010

Stock List

7010DC-26D

- 13 finishes (See page 7)

Model	Length	Type	Sugg. List
7010	1 1/8" (28.6 mm)	rim	10.20

Cam code not required when ordering.

Rim Turnknob

Lead time 4 weeks unless listed below

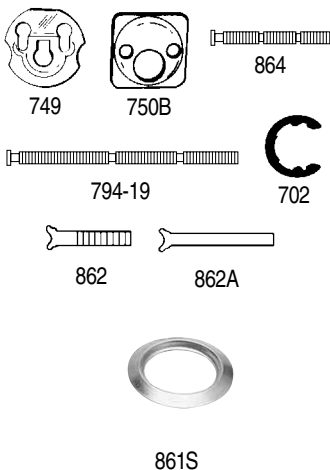


7011

Model	Length	Finishes	Sugg. List
7011	1 1/8" (28.6 mm)	03, 04, 05, 10, 10B, 26, 26D, 28, 29, 46	24.40
ADA-7011	1 1/8" (28.6 mm)	03, 10B, 26D	24.40

Rim Parts & Accessories

Lead Time 3 days



Stock Accessories & Trim Rings

Product No.	Description	Sugg. List
749-22-10	Universal Mounting Plate	1.80
750B-00-10	Standard Mounting Plate	1.80
864-00-10	Standard Break-off Connecting Screw 12-24 x 1 1/4" (44.5 mm)	1.30
794-19	Extra Long Break-off Screw 12-24 x 2 3/8" (60.3 mm)	1.50
862-00-10	Standard Break-off Tailpiece 1 3/8" (44.45 mm)	1.30
862A-00-10	Extra Long Tailpiece 2 3/8" (60.33 mm)	1.50
862B-00-10	Long Standard Tailpiece - Screw cap	1.50
862L-00-10	Long Lazy Action Tailpiece - Screw cap	1.50
702-00-10	7015 Rim Plug Retaining Ring	1.30
861S-03-10	Bright Brass 1.360" (34.5 mm) diameter recess	1.80
861S-10-10	Satin Bronze 1.360" (34.5 mm) diameter recess	1.80
861S-10B-10	Oil Rubbed Bronze 1.360" (34.5 mm) diameter recess	1.80
861S-13-10	Dark Duracolor 1.360" (34.5 mm) diameter recess	1.80
861S-26D-10	Satin Chrome 1.360" (34.5 mm) diameter recess	1.80
861S-29-10	Black 1.360" (34.5 mm) diameter recess	1.80
861S-32-10	Bright Stainless Steel 1.360" (34.5 mm) diameter recess	1.80
861S-32D-10	Satin Stainless Steel 1.360" (34.5 mm) diameter recess	1.80
861S-46-10	Duracolor 1.360" (34.5 mm) diameter recess	1.80
1599SW-00-10	Split Washer	1.15

1599 Key-In-Knob/Deadbolt Combination Replacement Cylinders

Lead time 4 weeks unless listed below.

Universal Knob/Lever Locksets Plus Arrow & Schlage Deadbolts (Arrow Knob Designs TA, BD, DD use 1539 knob cylinder)



- 32 Keyways (See page 6)
- Arrow D, E, F, K, Schlage B100, B200, B400, H Series deadlock
- Operates most Grade 1 & 2 knob cylinder locksets and leversets
- CL3900 Corbin Lever and Falcon T Series with tailpieces below
- 560 and 660, ND Series Schlage Deadbolts
- Screw Cap Retainer
- 04 and 26D finish
- Solid Brass



Available for a \$2.40 up charge per cylinder and add 'BH' prefix when ordering.

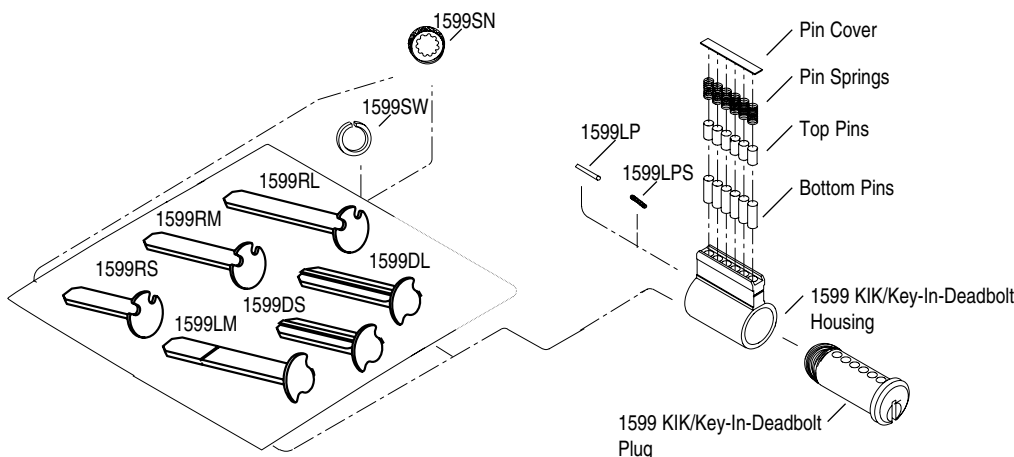
Model	Keyways	Pinning	Application	Sugg. List
15985	See Application Chart	5 pin only	Arrow, Schlage	15.50
15995	SC, KW, YA Stock cylinders ONLY	5 pin (6 pin drilled)	Arrow, Schlage	11.80
15995	All others	5 pin (6 pin drilled)	Arrow, Schlage	15.50
15996	All	6 pin	Arrow, Schlage	16.55

\$2.40 list up charge per cylinder for these keyways: CC, CD, UD, UE, RA & RC. \$2.40 non-stock KA combination up charge.

Stock List

15995AA-04-0B	15995CE-26D-KD	15995GC-26D-0B	15995RB-04-KD	15995SE-04-0B	15995SX-26D-KD	15995YA-04-0B
15995AA-04-KD	15995GA-04-0B	15995GC-26D-KD	15995RB-26D-0B	15995SE-04-KD	15995WA-04-0B	15995YA-04-KD
15995AA-26D-0B	15995GA-04-KD	15995KS-04-0B	15995RB-26D-KD	15995SE-26D-0B	15995WA-04-KD	15995YA-26D-0B
15995AA-26D-KD	15995GA-26D-0B	15995KS-04-KD	15995SC-04-0B	15995SE-26D-KD	15995WA-26D-0B	15995YA-26D-KD
15995CA-26D-KD	15995GA-26D-KD	15995KS-26D-0B	15995SC-04-KD	15995SX-04-0B	15995WA-26D-KD	15995YG-26D-KD
15995CA-26D-0B	15995GB-26D-0B	15995KS-26D-KD	15995SC-26D-0B	15995SX-04-KD	15995WE-26D-0B	15995YG-26D-0B
15995CE-26D-0B	15995GB-26D-KD	15995RB-04-0B	15995SC-26D-KD	15995SX-26D-0B	15995WE-26D-KD	

Exploded View



Replacement Parts

Lead Time 3 days

Product No.	Description	Sugg. List
1599DL-00-10	Tailpiece	1.60
1599DS-00-10	Tailpiece	1.60
1599LM-00-10	Tailpiece	1.60
1599RL-00-10	Tailpiece	1.60
1599RM-00-10	Tailpiece	1.60
1599RS-00-10	Tailpiece	1.60
1599FT-00-10	Tailpiece for Falcon T Series	1.60
1599CL-00-10	Tailpiece for Corbin/Ruswin CL3900 Lever	1.60
1599LP-00-10	Lock pin	.55
1599LPS-00-10	Lock pin spring	.55
1599SN-00-10	Screw Nut	1.80
1599SW-00-10	Split washer	1.15
1599PSW-00-10	Plastic spacer washer	.55

Pricing is for standard keyways and keying.

See pages 6 & 7 for additional ordering and pricing details that may apply

Refer to pages 20 & 21 for Application Chart

January 13, 2014

Key-In-Knob Replacement Cylinders

Lead time 4 weeks unless listed below.

1539 Universal Knob/Lever Locksets

- 32 Keyways (See pages 6)
- 04 and 26D finish
- Operates most Grade 1 & 2 knob cylinder locksets and leversets
- Solid Brass
- Arrow style snap on tailpiece



Available for a \$2.40 up charge per cylinder and add 'BH' prefix when ordering.



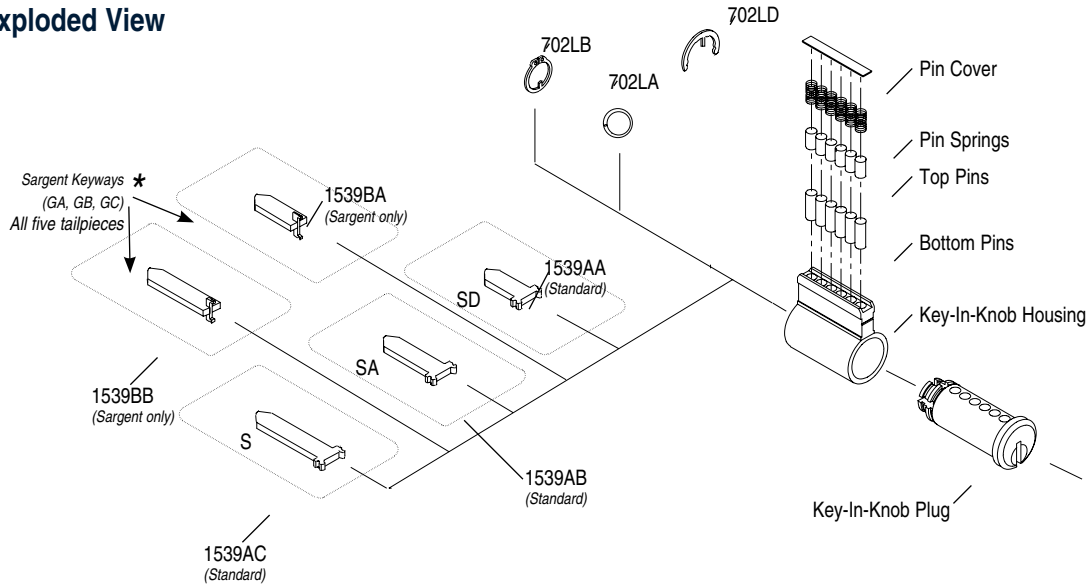
Model	Keyways	Pinning	Application	Sugg. List
15395	SC, KS, YA Stock Cylinders ONLY*	5 pin (6 pin drilled)	Universal	11.45
15395	All others	5 pin (6 pin drilled)	Universal	14.00
15396	All	6 pin	Universal	15.10
1539		Dummy	Universal	10.85

Stock List

\$2.40 list up charge per cylinder for these keyways: CC, CD, UD, UE, RA & RC. \$2.40 non-stock KA combination up charge.

15995AA-04-0B	15995CE-26D-KD	15995GC-26D-0B	15995RB-04-KD	15995SE-04-0B	15995SX-26D-KD	15995YA-04-0B
15995AA-04-KD	15995GA-04-0B	15995GC-26D-KD	15995RB-26D-0B	15995SE-04-KD	15995WA-04-0B	15995YA-04-KD
15995AA-26D-0B	15995GA-04-KD	15995KS-04-0B	15995RB-26D-KD	15995SE-26D-0B	15995WA-04-KD	15995YA-26D-0B
15995AA-26D-KD	15995GA-26D-0B	15995KS-04-KD	15995SC-04-0B	15995SE-26D-KD	15995WA-26D-0B	15995YA-26D-KD
15995CA-26D-KD	15995GA-26D-KD	15995KS-26D-0B	15995SC-04-KD	15995SE-04-0B	15995WA-26D-KD	15995YG-26D-KD
15995CA-26D-0B	15995GB-26D-0B	15995KS-26D-KD	15995SC-26D-0B	15995SE-04-KD	15995WA-26D-0B	15995YG-26D-0B
15995CE-26D-0B	15995GB-26D-KD	15995RB-04-0B	15995SC-26D-KD	15995SE-26D-0B	15995WE-26D-0B	

Exploded View



Replacement Parts

Product Number	Description	Sugg. List
1539 PARTS		
702LA-00-10	Tailpiece retainer "O" ring	1.15
702LB-00-10	Tailpiece retainer snap ring	1.15
702LD-00-10	Plug/Cylinder E-Ring retainer	1.15
STANDARD TAILPIECES*		
1539AA-00-10	short	2.05
1539AB-00-10	medium	2.05
1539AC-00-10	long	2.05
1539BA-00-10	short* Sargent keyways	2.15
1539BB-00-10	long* Sargent keyways	2.15
1539CA-00-10	American padlock driver	2.15
1539DA-00-10	Andersen Window French and sliding door tailpiece	1.90
1539FA-00-10	Falcon B series lever tailpiece	2.30

In Stock

Product Number	Description	Sugg. List
FALCON S SERIES KNOB TAILPIECES		
1539FB-00-10	short	1.70
1539FC-00-10	medium	1.70
1539FD-00-10	long	1.70
MARKS USA TAILPIECES		
1539GA-00-10	Knob locks (1903-L9)	1.70
1539GB-00-10	Lever Locks (1903-SL9)	1.70
MONARCH 19 SERIES KNOB AND LEVER TRIM TAILPIECES		
Same as Standard		
PDQ SW, PAT & SPIRIT SERIES LEVER TAILPIECES		
1539LA-00-10	short	1.70
1539LB-00-10	medium	1.70
1539LC-00-10	long	1.70


Brazed tailpieces required for cylinders when used in vertical position in Sargent keyways when repinned with 6 pin key. (packed standard with cylinders ordered with these keyways in addition to three standard tailpieces shown above).

Pricing is for standard keyways and keying. See pages 6 & 7 for additional ordering and pricing details that may apply. Refer to pages 20 & 21 for Application Chart

Key-In-Deadbolt Replacement Cylinders

1549 Corbin Russwin/Yale Cylindrical Deadbolts

Lead time 4 weeks



- 32 Keyways (See pages 6 & 7)
- Fits Yale and Corbin Russwin, single and double, grade one and two, cylindrical deadbolts
- 04 and 26D finish
- Solid Brass Plug and Housing
- Screw cap Tailpiece/Plug Retainer



Available for a \$2.40 up charge per cylinder and add "BH" prefix when ordering.

Model	Pinning	Sugg. List
15495	5 pin (6 pin drilled)	15.50
15496	6 pin	16.55

\$2.40 list up charge per cylinder for these keyways: CC, CD, UD, UE, RA & RC. \$2.40 non-stock KA combination up charge.

Replacement Parts

Product No.	Description	Sugg. List
1549CRYD-00-10	Tailpiece	1.60
1549FA-00-10	Female Adapter	1.60

1569 Emtek Cylindrical Deadbolts

Lead time 4 weeks



- 32 Keyways (See pages 6 & 7)
- Fits EMTEK Single and Double Deadbolts plus knobs & levers
- 04 and 26D finish
- Solid Brass Plug and Housing
- Screw cap Tailpiece/Plug Retainer



Available for a \$2.40 up charge per cylinder and add "BH" prefix when ordering.

Model	Pinning	Sugg. List
15695	5 pin (6 pin drilled)	15.50
15696	6 pin - not available in YA & YG (Yale keyways)	16.55


\$2.40 list up charge per cylinder for these keyways: CC, CD, UD, UE, RA & RC. \$2.40 non-stock KA combination up charge.

Replacement Parts

Product No.	Description	Sugg. List
1569EKDH-00-10	Double Horizontal tailpiece -black	1.60
1569EKDV-00-10	Double Vertical tailpiece - chromate	1.60
1569EKS-00-10	Single tailpiece	1.60
1569FA-00-10	Knob and Lever Female adapter	1.60

1579 Sargent Key-In-Knob/Lever — Weiser Single Deadbolts plus Power Bolt

Lead time 4 weeks



- 32 Keyways (See pages 6 & 7)
- Fits Sargent® 6 Line Knob, 10 Line Lever, 11 Line (T-Zone) Lever
- 04 and 26D finish
- Solid Brass Plug and Housing
- Screw cap Tailpiece/Plug Retainer
- Fits Weiser single deadbolt and Power Bolt with adding 1579WDTPK below



Available for a \$2.40 up charge per cylinder and add "BH" prefix when ordering.

Model	Pinning	Sugg. List
15795	5 pin (6 pin drilled)	15.50
15796	6 pin	16.55

\$2.40 list up charge per cylinder for these keyways: CC, CD, UD, UE, RA & RC. \$2.40 non-stock KA combination up charge.

Replacement Parts

Product No.	Description	Sugg. List
1579WDTPK-00-10	Weiser single Cylindrical deadbolt plus Power Bolt tailpiece kit	1.60
1579SGT6-00-10	Sargent 6 Line Knob tailpiece	1.60
1579TZ-00-10	Sargent T-Zone Lever tailpiece	1.60
1599RS-00-10	Sargent 10 Line Lever tailpiece	1.60



Bump Halt Kit

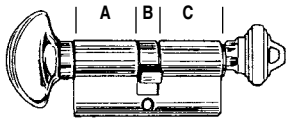
Product No.	Description	Sugg. List
1500BH-00-10	Bump resistance Kit includes 10 pin and 10 springs for KIK/KIL/KID Cylinders	12.10

Profile Cylinders

Lead time 6 weeks

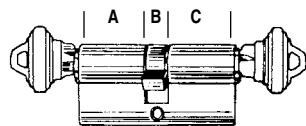
- Available in 03, 04 and 26D finishes. (Other finishes and lengths available by quote.)
- Repinnable (chamber caps are M4-0.70 X 6mm long set screws)

Turnknob Cylinder



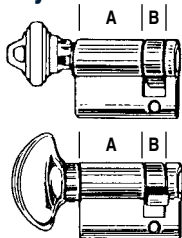
Model	Length	Keyway	Dimensions	Sugg. List
51221	TK	Double Turnknob	28mm (A) x 10mm (B) x 28mm (C)	60.25
5222E	TK	Privacy/Emergency-Slot Outside	28mm (A) x 10mm (B) x 28mm (C)	60.25
52225	5 pin	SC, SE, SF, SX, CD, KS (composite), WA (Composite)	28mm (A) x 10mm (B) x 28mm (C)	57.40
52885	5 pin	SC, SE, SF, SX, CD, KS (composite), WA (Composite)	25mm (A) x 10mm (B) x 25mm (C)	69.50
52336	6 pin	SC, SE, SF, SX	30mm (A) x 10mm (B) x 30mm (C)	62.50
523A6	6 pin	GA, GC	30mm (A) x 10mm (B) x 30mm (C)	69.50

Double Cylinder



Model	Length	Keyway	Dimensions	Sugg. List
53225	5 pin	SC, SE, SF, SX, CD, KS (composite), WA (Composite)	28mm (A) x 10mm (B) x 28mm (C)	57.40
53226	6 pin	SC, SE, SF, SX	28mm (A) x 10mm (B) x 28mm (C)	62.50
53885	5 pin	SC, SE, SF, SX, CD, KS (composite), WA (Composite)	25mm (A) x 10mm (B) x 25mm (C)	69.50

Half Cylinder



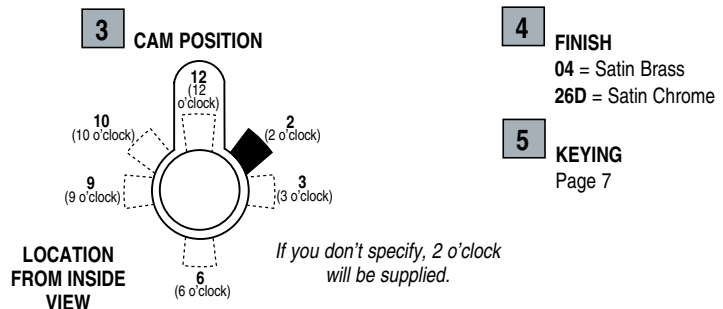
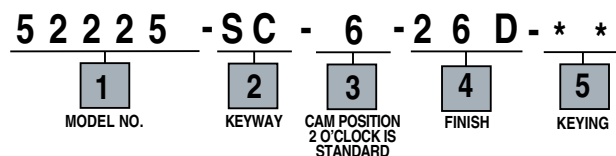
Model	Length	Keyway	Dimensions	Sugg. List
53025	5 pin	SC, SE, SF, SX, CD, KS (composite), WA (Composite)	28mm (A) x 10mm (B)	26.95
53026	6 pin	SC, SE, SF, SX	28mm (A) x 10mm (B)	33.20
52021	TK	Turnknob	28mm (A) x 10mm (B)	28.20

Custom profile cylinders - 4 3/8" length overall maximum

1 to 50 pieces	260.90
51 to 100 pieces	196.50
101 to 250 pieces	130.45

\$2.40 non-stock KA combination up charge. \$10.00 up charges for finishes not listed.

How to Order Profile Cylinders





Interchangeable Cores

Lead time 3 days Uncombined, 2 weeks combined



COMING SOON!
TB Keyway

- Solid brass plug and housing
- 6 or 7 pin cores replace Arrow, Best, Falcon, KSP
- Individual chamber caps
- 04 or 26D finish
- One control key per order standard
- \$3.00 list up charge for HID or VID
- 2 keys per combined cylinder included
- Master Keying charges included in combined cylinder

Product No.	Description	Sugg. List
28016	6 pin uncombined	13.70
28016 W	6 pin W Series uncombined	14.55
28017	7 pin uncombined	14.10
28017 W	7 pin W Series uncombined	14.90
28026	6 pin combined - A2 system only	28.20
28026 W	6 pin W Series combined - A2 system only	34.50
28027	7 pin combined - A2 system only	29.55
28027 W	7 pin W Series combined - A2 system only	34.90
C2802626D	Combinated Construction Core	21.70
C28026-Bue		21.70
C28026-Red		21.70
	Extra Master or Control Keys	4.25

How to Order I.C. Core

2 8 0 1 6 - B A - 2 6 D - * *

1	2	3	4
MODEL NO.	KEYWAY	FINISH	KEYING

2 KEYWAY

BA - Best A	BG - Best G	BQ - Best Q
BB - Best B	BH - Best H	WA - Best WA
BC - Best C	BJ - Best J	WB - Best WB
BD - Best D	BK - Best K	WC - Best WC
BE - Best E	BL - Best L	WG - Best WG
BF - Best F	BM - Best M	

3 FINISH

04 = Satin Brass
26D = Satin Chrome

4 KEYING

Any

Interchangeable Core Housing

Lead time 3 days

Stock Thin Head Mortise/Rim with removable cam/tailpiece



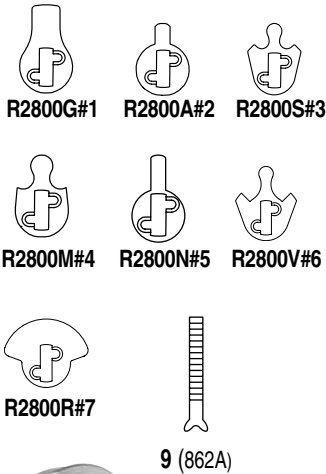
- All housing variations (other than stock list shown below) are stocked without cam or tailpiece.
- Interchange any of 5 cams or tailpiece to any finish, or length of housing
- Cam or R2800 Rim Cylinder Kit can be ordered separately.
- Thin Head Mortise can be converted to a rim cylinder in the field
- "R" prefix indicates removable cam style
- Comes standard with 1/4" ring
- Accepts Best, Arrow and Falcon Cores

Stock Complete List


Mortise	Rim
R28106-1-26D	R28206-9-26D
R28106-2-26D	R28207-9-26D
R28106-3-26D	
R28106-5-26D	
R28107-1-26D	
R28107-2-26D	
R28107-3-26D	

Model	Pinning	Length	Sugg. List
R28106	Thin Head Mortise - 6 pin	1 1/4"	15.10
R28107	Thin Head Mortise - 6 & 7 pin	1 3/8"	15.10
R28507	Thin Head Mortise - 6 & 7 pin	1 1/2"	16.10
R28607	Thin Head Mortise - 6 & 7 pin	1 5/8"	16.45
R28206	Thin Head Rim - 6 pin	1 1/4"	15.80
R28207	Thin Head Rim - 6 & 7 pin	1 3/8"	15.80
R28406	Tapered Head - 6 pin	1 5/16"	15.40
R28407	Tapered Head - 6 & 7 pin	1"	15.40

Parts and Accessories

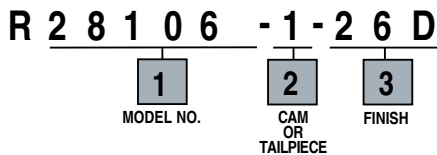


Product No.	Description	Std. Pack	Sugg. List Ea.
R2800 Conversion Kit	Rim Cylinder Conversion Kit	1	2.90
R2800-00-8X	SFIC Housing Accessory Kit	1	108.90
R2800SP-00-10	Spacer	10	1.30
R2800CS-00-10	Cam Screw	100	7.45
R2800G#1-00-10	Std. Yale Cam	10	1.30
R2800A#2-00-10	Adams Rite Cam	10	1.30
R2800S#3-00-10	Cloverleaf Cam	10	1.30
R2800M#4-00-10	Schlage L Cam	10	1.30
R2800N#5-00-10	Sargent/Yale Cam	10	1.30
R2800V#6-00-10	Falcon/Saflok Clover	10	1.30
R2800R#7-00-10	Lori Fan Cam	10	1.30
862A-00-10	Extra Long Tailpiece 2 3/8" (60.33 mm)	10	1.50
R2800RR-00-10	Retaining Ring for Rim Adapter	10	.85
R2800TR-00-10	Rim Tailpiece Retainer	10	.85
R2800TE-00-10	Mortise Cylinder Thread Extender	10	6.40
R2800AP-00-10	Plastic Housing Tool	10	.60



NOTE: All housing variations, cams and tailpiece are in stock for 3 day shipment, when ordered separately.

How to Order I.C. Housings (removable cam)



- 2 CAM OR TAILPIECE**
- 0 = No Cam
 - 1 = Standard (Yale)
 - 2 = Adams Rite
 - 3 = Cloverleaf (Corbin/Russwin/Best)
 - 4 = Schlage L
 - 5 = Sargent Yale
 - 6 = Falcon/Saflok Clover
 - 7 = Lori Fan Cam Lori Deadbolt

- 3 FINISH**
- 03 = Bright Brass
 - 04 = Satin Brass
 - 10 = Satin Bronze
 - 10B = Oil Rubbed Bronze
 - 26 = Bright Chrome
 - 26D = Satin Chrome

9 = Rim Only




Specialty

Lead time 6 weeks

Post Office Box

Lead time 6 weeks



This cylinder operates both the old and new style U.S.P.S. "post office" boxes. Designed for durability, these cylinders are assembled with a bottom cam (for older style boxes), a rear cam and mounting screws are included for newer style boxes.

- Applications:** U.S.P.S. 1500 series P.O. box doors - bottom cam • U.S.P.S. 2900 series P.O. Box doors - rear cam
- Salisbury Industries model 2200 boxes - bottom cam
 - Solid Brass
 - Yale (8) 999 keyway
 - Additional keyways available by quotation.
 - 5 pin with 6 pin key (999A)

Model	Pinning	Sugg. List
7835YA-04-KD	U.S.P.S. Post Office Box	29.75

Cylinder Kits

Lead Time 3 days

Mortise and Rim Parts Kit



An assortment of the most popular accessories including extra long screws and tailpieces. **Includes:**

- 10 each of the following mortise cams: Standard, Adams Rite, Clover, Narrow, Yale, Marks, Corbin/Russwin and Dominion
- 20 mortise cam screws
- 10 each standard & extra long tailpieces
- 10 each standard & extra long break-off screws
- 10 rim mounting plates
- 10 "C" clips
- 1 #1 point Phillips hex drive

Model	Pinning	Sugg. List
876-00-8X	Cylinder Cam Kit	90.75

Collar Kit



An assortment of the most popular styles and sizes. Includes:

- 4 each bright brass & satin chrome tapered hardened collars (861B)
- 4 each bright brass & satin chrome adjustable spring collars (861A)
- 5 each of 3/8" (2.4 mm), 1/2" (3.2 mm), 5/8" (4.0 mm) & 3/4" (6.4 mm) clear aluminum collars & duracolor finishes
- 5 3/8" (4.8 mm) grey vinyl rings
- 5 cash box nuts

Model	Pinning	Sugg. List
870-00-8X	Cylinder Collar Kit	187.90

SFIC Housing Accessory Kit



Assortment includes:

- 10 Rim Conversion Kits
- 10 Spacers for using 6 pin core in 7 pin housing
- 100 Mortise Cam Screws
- 10 each Standard Cams, Best/Corbin Clover Cams, Adams Rite Cams, Schlage L Cams, Sargent/Yale Cams
- 10 Rim Adapter Retaining Rings
- 10 Rim Tailpiece Retaining Rings
- 10 26D Rim Cylinder Trim Rigs

Model	Pinning	Sugg. List
R2800-00-8X	SFIC Housing Accessory Kit	108.90



Keyway Availability



Available



Not Available



Composite only



Available 5 pin only

MANUFACTURER'S LOCKSET

MANUFACTURER'S KEYWAY

	MODEL	ARROW	COMPOSITE (1ST PIN .246")	COMPOSITE (1ST PIN .216")	CORBIN 60	CORBIN 67	CORBIN 77	CORBIN 59A1-2	CORBIN/ RUSSWIN L4
		AA	NA	NB	CA	CB	CC	CD	CE
Advanced Technology LK-10 lever	1539/1599	√	√	√	√	√	√	√	√
Alarm Lock Trilogy DL2700, DL2500LE lever & DL2750, DL2500KO knob	1539/1599	√	√	√	√	√	√	√	√
American 3600, 3700, 3800 Series	1539†	√	√	√	√	√	√	√	√
Andersen Window, French Wood Hinge & Gliding Doors	1539†	√	√	√	√	√	√	√	√
Arrow H, W, S, M & L series knobs & levers; J & K series double lock	1539	√	√	√	√	√	√	√	√
Arrow 5 Pin D, E, & (K & M-old) series deadbolts (5 pin only)	1598	√	N/A	√	√	N/A	N/A	N/A	√
Arrow 6 Pin D, E, & (K-old) series deadbolts	1599	√	√	√	√	√	√	√	√
Corbin CL 3300, 3600 levers	1539/1599	√	√	√	√	√	√	√	√
Corbin/Russwin CL3900 Lever	1599†	√	√	√	√	√	√	√	√
Corbin/Russwin Cylindrical Deadbolts	1549	√	√	√	√	√	√	√	√
Dominion 300 series knob	1539/1599	√	√	√	√	√	√	√	√
Emtek Cylindrical Deadbolts	1569	√	√	√	√	√	√	√	√
Falcon F series key in lever	1539/1599	√	√	√	√	√	√	√	√
Falcon B series lever	1539/1599	√	√	√	√	√	√	√	√
Falcon S series knob	1539†	√	√	√	√	√	√	√	√
Falcon T series lever	1599†	√	√	√	√	√	√	√	√
Harloc 6900 series knob, 3500 series lever	1539/1599	√	√	√	√	√	√	√	√
Locknetics CM5000 series	1539/1599	√	√	√	√	√	√	√	√
Lori 1400 series padlock	1539/1599	√	√	√	√	√	√	√	√
LSDA – 100 & LH100 knob, L100 & LX100 lever	1539/1599	√	√	√	√	√	√	√	√
Marks 110, 180 knob & 190 lever & CL 2700	1539†	√	√	√	√	√	√	√	√
Master 29, 6600 & 6700 Pro series padlocks	1539	√	√	√	√	√	√	√	√
Monarch 19 series lever & knob trim	1539†	√	√	√	√	√	√	√	√
Omni key-by-pass knob & lever	1539/1599	√	√	√	√	√	√	√	√
PDQ SW PAT & Spirit series lever	1539†	√	√	√	√	√	√	√	√
Sargent 6 Line Knob, 10 Line Lever, 11 Line (T-Zone) Lever	1579	√	√	√	√	√	√	√	√
Schlage 5 Pin, B & H series deadbolt (5 pin only)	1598	√	N/A	√	√	N/A	N/A	N/A	√
Schlage 6 Pin, B & H series ND Series deadbolt	1599	√	√	√	√	√	√	√	√
Schlage A & D knob & lever H series lockset	1539/1599	√	√	√	√	√	√	√	√
Schlage 560 & 660 Series Deadbolts	1599	√	√	√	√	√	√	√	√
S. Parker – B2635, B9160 & ULB9160 knob & L7160, 8161, XL7160 & XL8160 lever	1539/1599	√	√	√	√	√	√	√	√
Uscan – K100 & US53-80 knob, L100, L200 levers	1539/1599	√	√	√	√	√	√	√	√
US Lock – 2010, 2012, 2020, ZB0 knobs, 2010L & 2002L levers	1539/1599	√	√	√	√	√	√	√	√
Von Duprin 22 series 210K & 210L series	1539/1599	√	√	√	√	√	√	√	√
Weiser SC1 Deadbolt & Power Bolt	1579†	√	√	√	√	√	√	√	√

PROFILE CYLINDERS

Single cylinder • Thumb-turn x Key • 5 pin only	5222	N/A	N/A	√	N/A	N/A	N/A	N/A	N/A
Double cylinder • Key x key • 5 pin (6 pin available)	5322	N/A	N/A	√	N/A	N/A	N/A	N/A	N/A
Half cylinder • Keyed • 5 pin (6 pin available)	5302	N/A	N/A	√	N/A	N/A	N/A	N/A	N/A

†Order tailpieces or kits for these applications separately. See pages 13-15.



Cylinder Availability by Style, Length and Keyway

To use the chart to the right and below, select the cylinder type, length cam, and number of pins. Then read down to the desired keyway. Use the legend below to determine the availability.

Stock - Available for shipment in 3 days - 5 pin only - Most popular finishes and keying only. See page 24 for specific **Stock Cylinder List**. Any other cylinder combination not listed in **Stock Cylinder List** is considered Non-Stock and has a 4 week delivery. NOTE: All stock 1 1/8" cylinders have a standard (#1) cam installed and are packed with an Adams Rite (#2) cam. All 1" cylinders have an Adams Rite (#2) cam installed and are packed with a standard (#1) cam.

Available

Composite Keyway Only

Not Available

Quotation Only - Minimum order of 500 and special pricing established by quotation only.

LENGTH	MORTISE																					
	3/4"	7/8"	1"	1 1/8"		1 1/4"			1 3/8"			1 1/2"			1 5/8"		1 3/4"		1 7/8"		2"	
NUMBER OF PINS	4	5	5	5	6	5	6	7	5	6	7	5	6	7	5	6	5	6	5	6	5	6
STANDARD MODEL	7124	7155	7165	7185	7186	7205	7206	7207	7225	7226	7227	7245	7246	7247	7265	7266	7285	7286	7305	7306	7325	7326
STANDARD CAM/TAIPIECE	2	2	2	1	1	1	1	1	1	1	1	1	1	1	1	1	1	1	1	1	1	1
KEYWAY CODE																						
ARROW-1179 AA	N/A	✓	✓	✓	✓	✓	✓	N/A			N/A			N/A	N/A	N/A	N/A	N/A	N/A	N/A	N/A	N/A
COMPOSITE NA	N/A		✓	✓	N/A	✓	N/A	N/A		N/A	N/A		N/A	N/A	N/A	N/A	N/A	N/A	N/A	N/A	N/A	N/A
COMPOSITE NB	N/A	✓	✓	✓	N/A	✓	N/A	N/A		N/A	N/A		N/A	N/A	N/A	N/A	N/A	N/A	N/A	N/A	N/A	N/A
CORBIN 60 CA	N/A	✓	✓	✓	✓	✓	✓								N/A	N/A	N/A	N/A	N/A	N/A	N/A	N/A
CORBIN 67 CB	N/A		✓	✓	✓	✓	✓								N/A	N/A	N/A	N/A	N/A	N/A	N/A	N/A
CORBIN 77 CC	N/A		✓	✓	✓	✓	✓								N/A	N/A	N/A	N/A	N/A	N/A	N/A	N/A
CORBIN 59 A1-A2 CD	N/A	N/A	N/A	✓	✓	✓	✓	N/A	N/A	N/A	N/A	N/A	N/A	N/A	N/A	N/A	N/A	N/A	N/A	N/A	N/A	N/A
CORBIN/RUSSWIN L4 CE	N/A	✓	✓	✓	✓	✓	✓	N/A	N/A	N/A	N/A	N/A	N/A	N/A	N/A	N/A	N/A	N/A	N/A	N/A	N/A	N/A
DEXTER 67 XE	N/A	N/A	✓	✓	✓	✓	✓	N/A			N/A			N/A	N/A	N/A	N/A	N/A	N/A	N/A	N/A	N/A
DOMINION 1054F DA	N/A		✓	✓	N/A	✓	N/A	N/A		N/A	N/A		N/A	N/A	N/A	N/A	N/A	N/A	N/A	N/A	N/A	N/A
DOMINION 1054F DB	N/A		✓	✓	✓	✓	✓	N/A			N/A			N/A	N/A	N/A	N/A	N/A	N/A	N/A	N/A	N/A
ILCO X1054K UA	N/A		✓	✓	✓	✓	✓	✓	✓	✓	✓	✓	✓	✓	N/A	N/A	N/A	N/A	N/A	N/A	N/A	N/A
KWIKSET 1176 KS	N/A	✓	✓	✓	N/A	✓	N/A	N/A		N/A	N/A		N/A	N/A	N/A	N/A	N/A	N/A	N/A	N/A	N/A	N/A
LOCKWOOD 1004 LA	✓	N/A	✓	✓	✓	✓	✓	✓	✓	✓	✓	✓	✓	✓	N/A	N/A	N/A	N/A	N/A	N/A	N/A	N/A
LORI L100/EAGLE 11929 HARLOC 700 UB	N/A	✓	✓	✓		✓	N/A	N/A	N/A	N/A	N/A	N/A	N/A	N/A	N/A	N/A	N/A	N/A	N/A	N/A	N/A	N/A
LORI 80 UE	N/A	✓	✓	✓	N/A	✓	N/A	N/A	N/A	N/A	N/A	N/A	N/A	N/A	N/A	N/A	N/A	N/A	N/A	N/A	N/A	N/A
LORICENTRIC 90 UD	N/A	N/A	N/A	N/A	✓	N/A	✓	N/A	N/A	N/A	N/A	N/A	N/A	N/A	N/A	N/A	N/A	N/A	N/A	N/A	N/A	N/A
RUSSWIN 981R RA	N/A	✓	✓	✓	✓	✓	✓	N/A			N/A			N/A	N/A	N/A	N/A	N/A	N/A	N/A	N/A	N/A
RUSSWIN D1 RB	N/A	✓	✓	✓	✓	✓	✓	N/A			N/A			N/A	N/A	N/A	N/A	N/A	N/A	N/A	N/A	N/A
RUSSWIN 981-852 RC	N/A	N/A	✓	✓	✓	✓	✓	N/A			N/A			N/A	N/A	N/A	N/A	N/A	N/A	N/A	N/A	N/A
SARGENT LA GA	N/A	N/A	✓	✓	✓	✓	✓	✓			N/A			N/A	N/A	N/A	N/A	N/A	N/A	N/A	N/A	N/A
SARGENT LA-LC GB	N/A	N/A	N/A	✓	✓	✓	✓	N/A	N/A	N/A	N/A	N/A	N/A	N/A	N/A	N/A	N/A	N/A	N/A	N/A	N/A	N/A
SARGENT RA-RC GC	N/A	N/A		✓	✓	✓	✓	N/A	N/A	N/A	N/A	N/A	N/A	N/A	N/A	N/A	N/A	N/A	N/A	N/A	N/A	N/A
SCHLAGE C SC	N/A	✓	✓	✓	✓	✓	✓	N/A	✓	✓	N/A	✓	✓	N/A	✓	✓	✓	✓	✓	✓	✓	✓
SCHLAGE CK SX	N/A	✓	✓	✓	✓	✓	✓	N/A	N/A	N/A	N/A			N/A	N/A	N/A	N/A	N/A	N/A	N/A	N/A	N/A
SCHLAGE E SE	N/A	✓	✓	✓	✓	✓	✓	N/A			N/A			N/A	N/A	N/A	N/A	N/A	N/A	N/A	N/A	N/A
SCHLAGE F SF	N/A		✓	✓	✓	✓	✓	N/A			N/A			N/A	N/A	N/A	N/A	N/A	N/A	N/A	N/A	N/A
SEGAL 9 FA	N/A	✓	✓	✓	✓	✓	✓	✓	N/A	N/A	N/A	N/A	N/A	N/A	N/A	N/A	N/A	N/A	N/A	N/A	N/A	N/A
WEISER/FALCON E WA	N/A	✓	✓	✓	✓	✓	✓	N/A			N/A			N/A	N/A	N/A	N/A	N/A	N/A	N/A	N/A	N/A
WEISER 1555 WE	N/A	✓	✓	✓	N/A	✓	N/A	N/A	N/A	N/A	N/A	N/A	N/A	N/A	N/A	N/A	N/A	N/A	N/A	N/A	N/A	N/A
YALE 8 (999) YA	N/A	✓	✓	✓	✓	✓	✓	N/A			N/A			N/A	N/A	N/A	N/A	N/A	N/A	N/A	N/A	N/A
YALE GA YG	N/A			✓	✓	✓	✓	N/A	N/A	N/A	N/A	N/A	N/A	N/A	N/A	N/A	N/A	N/A	N/A	N/A	N/A	N/A



	TURNKNOB											DUMMY				
	MORTISE										RIM	MORTISE				RIM
	1 5/8"	1"	1 1/8"	1 1/4"	1 3/8"	1 1/2"	1 5/8"	1 3/4"	1 7/8"	2		1 5/8"	1"	1 1/8"	1 1/4"	
STANDARD CAM/TAIPIECE	2	2	1	1	1	1	1	1	1	1	1					
STANDARD MODEL	7151	7161	7181	7201	7221	7241	7261	7281	7301	7321	7011	7150	7160	7180	7200	7010

Check page 9 for Turnknob finish availability

	RIM						KEY-IN-KNOB						PROFILE				
			Screw cap		UNIVERSAL KNOB/LEVER		SARGENT/WEISER		KNOB/LEVER DEADBOLT		DEADBOLT 5 PIN	CYLINDER TURN KNOB	DOUBLE CYLINDER		HALF CYLINDER		
	5	6	7	5	6	5	6	5	6	5	6	5	5	6	5	6	
NUMBER OF PINS	5	6	7	5	6	5	6	5	6	5	6	5	5	5	6	5	6
STANDARD MODEL	7015	7016	7017	7075	7076	15395	15396	15795	15796	15995	15996	15985	152225	53225	53226	53025	53026
KEYWAY CODE																	
ARROW-1179 AA	✓	✓	N/A	✓	✓	✓	✓	✓	✓	✓	✓	✓	N/A	N/A	N/A	N/A	N/A
COMPOSITE NA	✓	N/A	N/A	✓	N/A	✓	N/A	✓	N/A	✓	N/A	N/A	N/A	N/A	N/A	N/A	N/A
COMPOSITE NB	✓	N/A	N/A	✓	N/A	✓	N/A	✓	N/A	✓	N/A	✓	✓*	✓*	N/A	✓*	N/A
CORBIN 60 CA	✓	✓		✓	✓	✓	✓	✓	✓	✓	✓	✓	N/A	N/A	N/A	N/A	N/A
CORBIN 67 CB	✓	✓	N/A	✓	✓	✓	✓	✓	✓	✓	✓	N/A	N/A	N/A	N/A	N/A	N/A
CORBIN 77 CC	✓	✓	N/A	✓	✓	✓	✓	✓	✓	✓	✓	N/A	N/A	N/A	N/A	N/A	N/A
CORBIN 59 A1-A2 CD	✓	✓	N/A	✓	✓	✓	✓	✓	✓	✓	✓	N/A	N/A	N/A	N/A	N/A	N/A
CORBIN/RUSSWIN L4 CE	✓	✓	N/A	✓	✓	✓	✓	✓	✓	✓	✓	✓	N/A	N/A	N/A	N/A	N/A
DEXTER 67 XE	✓	✓	N/A	✓	✓	✓	✓	✓	✓	✓	✓	N/A	✓*	✓*	N/A	✓*	N/A
DOMINION 1054F DA	✓		N/A	✓		✓	N/A	✓	N/A	✓	N/A	N/A	N/A	N/A	N/A	N/A	N/A
DOMINION 1054F DB	✓	✓	N/A	✓	✓	✓	✓	✓	✓	✓	✓	N/A	N/A	N/A	N/A	N/A	N/A
ILCO X1054K UA	✓	✓		✓	✓	✓	✓	✓	✓	✓	✓	N/A	N/A	N/A	N/A	N/A	N/A
KWIKSET 1176 KS	✓	N/A	N/A	✓	N/A	✓	N/A	✓	N/A	✓	N/A	✓	✓*	✓*	N/A	✓*	N/A
LOCKWOOD 1004 LA	✓	✓		✓	✓	✓	✓	✓	✓	✓	✓		N/A	N/A	N/A	N/A	N/A
LORI L100/EAGLE 11929 HARLOC 700 UB	✓	N/A	N/A	✓	N/A	✓	N/A	✓	N/A	✓	N/A	N/A	N/A	N/A	N/A	N/A	N/A
LORI 80 UE	✓	N/A	N/A	✓	N/A	✓	N/A	✓	N/A	✓	N/A	N/A	N/A	N/A	N/A	N/A	N/A
LORICENTRIC 90 UD	N/A	✓	N/A	N/A	✓	N/A	✓	N/A	✓	N/A	✓		N/A	N/A	N/A	N/A	N/A
RUSSWIN 981R RA	✓	✓	N/A	✓	✓	✓	✓	✓	✓	✓	✓	✓	N/A	N/A	N/A	N/A	N/A
RUSSWIN D1 RB	✓	✓		✓	✓	✓	✓	✓	✓	✓	✓	✓	N/A	N/A	N/A	N/A	N/A
RUSSWIN 981-852 RC	✓	✓	N/A	✓	✓	✓	✓	✓	✓	✓	✓	N/A	N/A	N/A	N/A	N/A	N/A
SARGENT LA GA	✓	✓	N/A	✓	✓	✓	✓	✓	✓	✓	✓	N/A	N/A	N/A	N/A	N/A	N/A
SARGENT LA-LC GB	✓	✓	N/A	✓	✓	✓	✓	✓	✓	✓	✓	N/A	N/A	N/A	N/A	N/A	N/A
SARGENT RA-RC GC	✓	✓	N/A	✓	✓	✓	✓	✓	✓	✓	✓	N/A	N/A	N/A	N/A	N/A	N/A
SCHLAGE C SC	✓	✓	N/A	✓	✓	✓	✓	✓	✓	✓	✓	✓	✓	✓	✓	✓	✓
SCHLAGE CK SX	✓	✓	✓	✓	✓	N/A	✓	✓	✓	✓	✓	✓	✓	✓	✓	✓	✓
SCHLAGE E SE	✓	✓	N/A	✓	✓	✓	✓	✓	✓	✓	✓	✓	✓	✓	✓	✓	✓
SCHLAGE F SF	✓	✓	N/A	✓	✓	✓	✓	✓	✓	✓	✓	N/A	N/A	N/A	N/A	N/A	N/A
SEGAL 9 FA	✓	✓		✓	✓	✓	✓	✓	✓	✓	✓	✓	N/A	N/A	N/A	N/A	N/A
WEISER/FALCON E WA	✓	✓	N/A	✓	✓	✓	✓	✓	✓	✓	✓	✓	N/A	N/A	N/A	N/A	N/A
WEISER 1555 WE	✓	N/A	N/A	✓	N/A	✓	N/A	✓	N/A	✓	N/A	N/A	N/A	N/A	N/A	N/A	N/A
YALE 8 (999) YA	✓	✓	N/A	✓	✓	✓	✓	✓	✓	✓	✓	✓	N/A	N/A	N/A	N/A	N/A
YALE GA YG	✓	✓	N/A	✓	✓	✓	✓	✓	✓	✓	✓	N/A	N/A	N/A	N/A	N/A	N/A



Stock Brass Cylinder List

Available for shipment in 3 days - 5 pin only - Most popular finishes and keying only

All 1 1/8" cylinders are packed with Adams Rite cam and drilled 6 pin.

All 1" cylinders are packed with standard cams

By Keyway

Arrow 1179 (AA)

7165AA2-03-KA2
7165AA2-26D-KA2
7165AA2-46-KA2
7185AA1-03-KD
7185AA1-26D-KD
7185AA1-03-KA2
7185AA1-26D-KA2
7205AA1-03-KD
7205AA1-26D-KD
7205AA1-03-KA2
7205AA1-26D-KA2
7015AA8-03-KD
7015AA8-26D-KD
7015AA8-03-KA2
7015AA8-26D-KA2
15395AA-04-0B
15395AA-04-KD
15395AA-26D-0B
15395AA-26D-KD
15995AA-04-0B
15995AA-04-KD
15995AA-26D-0B
15995AA-26D-KD

Corbin 60 (CA)

7185CA1-03-KD
7185CA1-26D-KD
7185CA1-03-KA2
7185CA1-26D-KA2
15395CA-26D-0B
15395CA-26D-KD
15995CA-26D-KD
15995CA-26D-0B

Corbin/Russwin L4 (CE)

15395CE-26D-0B
15395CE-26D-KD
15995CE-26D-0B
15995CE-26D-KD

Dummys

7160DC-03
7160DC-26D
7160DC-46
7180DC-03
7180DC-26D
7180DC-46
7200DC-03
7200DC-26D
7200DC-46
7150DC-26D
7010DC-26D

Segal 9 (FA)

7165FA2-03-KA2
7165FA2-26D-KA2
7165FA2-46-KA2
7185FA1-03-KD
7185FA1-26D-KD
7185FA1-03-KA2
7185FA1-26D-KA2
7185FA1-03-TE6060
7205FA1-03-KD

7205FA1-26D-KD
7205FA1-03-KA2
7205FA1-26D-KA2
7205FA1-03-TE6060
7015FA8-03-KD
7015FA8-26D-KD
7015FA8-03-KA2
7015FA8-26D-KA2

Sargent LA (GA)

7185GA1-03-KD
7185GA1-26D-KD
7185GA1-03-KA2
7185GA1-26D-KA2
15395GA-04-0B
15395GA-04-KD
15395GA-26D-0B
15395GA-26D-KD
15995GA-04-0B
15995GA-04-KD
15995GA-26D-0B
15995GA-26D-KD

Sargent LA-LC (GB)

15395GB-26D-0B
15395GB-26D-KD
15995GB-26D-0B
15995GB-26D-KD

Sargent RA-RC (GC)

15395GC-26D-0B
15395GC-26D-KD
15995GC-26D-0B
15995GC-26D-KD

Kwikset 1176 (KS)

7165KS2-03-KA2
7165KS2-26D-KA2
7165KS2-46-KA2
7185KS1-03-KD
7185KS1-26D-KD
7185KS1-03-KA2
7185KS1-26D-KA2
7205KS1-03-KD
7205KS1-03-KA2
7015KS8-03-KD
7015KS8-26D-KD
7015KS8-03-KA2
7015KS8-26D-KA2
15395KS-04-0B
15395KS-04-KD
15395KS-26D-0B
15395KS-26D-KD
15995KS-04-0B
15995KS-04-KD
15995KS-26D-0B
15995KS-26D-KD

1004 Lockwood (LA)

7185LA1-03-KD
7205LA1-03-KD

Mortise Deadbolts

45-1-4-04-26D-0
45-2-4-04-26D-0
45-1-3-04-03P-0
45-1-4-04-26D-5-2-5-SC-KD
45-1-6-04-26D-0

Russwin D1 (RB)

7165RB2-03-KA2
7165RB2-26D-KA2
7165RB2-46-KA2
7185RB1-03-KD
7185RB1-26D-KD
7185RB1-03-KA2
7185RB1-26D-KA2
7205RB1-03-KD
7205RB1-26D-KD
7205RB1-03-KA2
7205RB1-26D-KA2
15395RB-04-0B
15395RB-04-KD
15395RB-26D-0B
15395RB-26D-KD
15995RB-04-0B
15995RB-04-KD
15995RB-26D-0B
15995RB-26D-KD

Schlage C (SC)

7155SC2-26D-KA2
7165SC2-10B-KA2
7165SC2-03-KA2
7165SC2-26D-KA2
7165SC2-46-KA2
7185SC1-03-KD
7185SC1-26D-KD
7185SC1-26D-KD
7185SC1-10B-KA2
7185SC1-03-KA2
7185SC1-26D-KA2
7185SC1-46-KA2
7185SC2-26D-KA2
7205SC1-03-KD
7205SC1-26D-KD
7205SC1-03-KA2
7205SC1-26D-KA2
7015SC8-03-KD
7015SC8-26D-KD
7015SC8-46-KD
7015SC8-03-KA2
7015SC8-26D-KA2
7015SC8-46-KA2
15395SC-04-0B
15395SC-04-KD
15395SC-26D-0B
15395SC-26D-KD
15995SC-04-0B
15995SC-04-KD
15995SC-26D-0B
15995SC-26D-KD

Schlage E (SE)

7185SE1-26D-KA2
7205SE1-03-KD
15395SE-04-0B
15395SE-04-KD
15395SE-26D-0B
15395SE-26D-KD
15995SE-04-0B
15995SE-04-KD
15995SE-26D-0B
15995SE-26D-KD

Turnknobs

7151TK2-26D
7161TK1-03
7161TK2-03
7161TK2-10B
7161TK2-26D
7161TK2-46
7181TK1-03
7181TK1-26D
7181TK1-46
7181TK2-26D
7201TK1-26D

Schlage C-K (SX)

7165SX2-26D-KD
7165SX2-03-KA2
7165SX2-26D-KA2
7165SX2-46-KA2
7165SX2-46-KD
7185SX1-03-KD
7185SX1-26D-KD
7185SX1-03-KA2
7185SX1-26D-KA2
7185SX1-46-KA2
7205SX1-03-KD
7205SX1-26D-KD
7205SX1-03-KA2
7205SX1-26D-KA2
7015SX8-03-KD
7015SX8-26D-KD
7015SX8-03-KA2
7015SX8-26D-KA2
15395SX-04-0B
15395SX-04-KD
15395SX-26D-0B
15395SX-26D-KD
15995SX-04-0B
15995SX-04-KD
15995SX-26D-0B
15995SX-26D-KD

Ilco X1054K (UA)

7205UA1-03-KD
7015UA8-03-KD

Lori L100 (UB)

7015UB8-03-KD

Weiser/Falcon E (WA)

7165WA2-03-KA2
7165WA2-26D-KA2
7165WA2-46-KA2
7185WA1-03-KD
7185WA1-26D-KD
7185WA1-03-KA2
7185WA1-26D-KA2
7015WA8-03-KD
7015WA8-26D-KD
7015WA8-03-KA2
7015WA8-26D-KA2
15395WA-04-0B
15395WA-04-KD
15395WA-26D-0B
15395WA-26D-KD
15995WA-04-0B
15995WA-04-KD
15995WA-26D-0B
15995WA-26D-KD

Weiser 1555 (WE)

7165WE2-26D-KA2
7165WE2-26D-KD
7185WE1-26D-KD
7185WE1-26D-KA2
7015WE8-26D-KD
15995WE-26D-0B
15995WE-26D-KD

Yale 8 (YA)

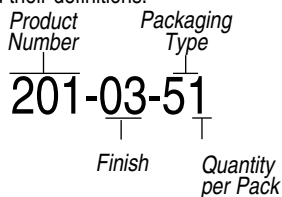
7165YA2-03-KA2
7165YA2-26D-KA2
7165YA2-46-KA2
7185YA1-03-KD
7185YA1-26D-KD
7185YA1-03-KA2
7185YA1-26D-KA2
7205YA1-03-KD
7205YA1-26D-KD
7205YA1-03-KA2
7205YA1-26D-KA2
7015YA8-03-KD
7015YA8-26D-KD
7015YA8-03-KA2
7015YA8-26D-KA2
15395YA-04-0B
15395YA-04-KD
15395YA-26D-0B
15395YA-26D-KD
15995YA-04-0B
15995YA-04-KD
15995YA-26D-0B
15995YA-26D-KD

Yale GA (YG)

15395YG-26D-KD
15395YG-26D-0B
15995YG-26D-KD
15995YG-26D-0B

Product Numbering System for Security Hardware

The example below breaks down a typical product number. The charts below list the various codes used and their definitions.



Product Number (Example 201-03-51) Usually a three or four digit number, for use as the base on which to add finish and packaging variations.

Finish Codes (Example 201-03-51)

The middle numbers designate finish. Use the chart below as a guide.

Packaging Type (Example 201-03-51)

The 2nd to last number indicates packaging type. Use the chart below as a guide.

Packaging Quantity (Example 201-03-51)

The last digit indicates the number of products per specified package type. Use chart below as a general guide.

Finish Type Codes

Code	Finish
00	No finish applied
03	Bright brass
04	Satin brass (paint)
14	Bright nickel
25	Satin chrome

Code	Finish
26	Bright chrome
28	Clear Aluminum
53	Bronze lacquer
59	Satin silver (paint)

Packaging Type Codes

Code	Type
1	Polybag
4	Box pack
5	Visual packaging (Blister or Visual Box)
8	Special pack

Quantity Codes

Code	Type
1	1 per package
2	2 per package
X	more than 10, display

Keying Options

Code	Type
KA2	Keyed Alike Pair

Auxiliary Locks



Product Number	Description	Keyway	Std. Pack	Master Carton	Sugg. List
AD4605	Mortise Lockset	IN3	1	—	126.35
220-53-41	Night Latch	KW1	10	40	11.50
220-53-41 (Less Cyl.)	Night Latch less cylinder	KW1	10	40	8.70
220NHB-53-41	Night Latch less cylinder	KW1	10	40	8.70
220-53-51	Night Latch	KW1	5	20	13.00
530-53-41	Jimmyproof deadbolt lock - single cylinder	KW1	10	40	15.50
530-53-41 (Less Cyl.)	Jimmyproof deadbolt lock - less cylinder	—	10	40	12.25
530-53-51	Jimmyproof deadbolt lock - single cylinder	KW1	5	20	17.00
535-53-41	Jimmyproof deadbolt lock - double cylinder	KW1	10	40	19.50
535SC-53-41	Jimmyproof deadbolt lock - double cylinder	SC	10	40	19.50
535-53-51	Jimmyproof deadbolt lock - double cylinder	KW1	5	20	21.00
539-53-41 (Less Cyl.)	Jimmyproof deadbolt lock - less cylinder - flat strike	KW1	10	20	12.25
545-53-41	Surface deadlock	KW1	10	40	11.50
545-53-51	Surface deadlock	KW1	5	20	13.00
590-04-51	Rim lockset - vertical style	2B	5	20	22.00
591-04-51	Rim lockset - horizontal style	2B	5	20	22.00
1800-28-41	Garage Door Lock less cylinder		10	40	12.10

Replacement Rim Cylinders

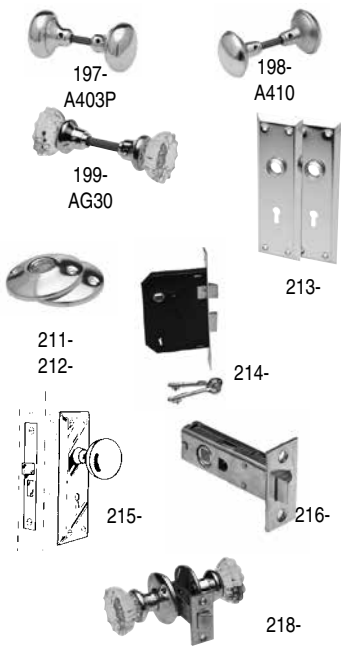
Zinc Rim Cylinders have a 5 pin tumbler mechanism. They are furnished with a trim ring, mounting plate and screws. Model 605KW is standard in the auxiliary locks listed above and is rekeyable to match Kwikset, Arrow, Weiser or Segal keys. Model 605SC is rekeyable to match Schlage keys.



Product Number	Description	Keyway	Std. Pack	Master Carton	Sugg. List
605KW-04-51	Pin Tumbler Rim Cylinder	KW1	5	20	5.65
605KW-04-41	Pin Tumbler Rim Cylinder	KW1	10	40	5.25
605KW-04-41 KA2	Pin Tumbler Rim Cylinder, KA PAIR	KW1	10	40	5.25
605KW-04-41 KA10	Pin Tumbler Rim Cylinder, KA 10	KW1	10	40	5.25
605KW-04-41 KA12412	Pin Tumbler Rim Cylinder, KA12415	KW1	10	40	5.25
605KW-28-41	Pin Tumbler Rim Cylinder	KW1	10	40	5.25
605KW-28-41 KA12415	Pin Tumbler Rim Cylinder, KA12415	KW1	10	40	5.25
605SC-04-51	Pin Tumbler Rim Cylinder	SC1	5	20	5.65
605SC-04-41	Pin Tumbler Rim Cylinder	SC1	10	40	5.25
605SC-04-41 KA2	Pin Tumbler Rim Cylinder, KA PAIR	SC1	10	40	5.25
605SC-04-41 KA10	Pin Tumbler Rim Cylinder, KA10	SC1	10	40	5.25
605SC-04-41 KA12412	Pin Tumbler Rim Cylinder, KA12415	SC1	10	40	5.25
605SC-04-41 KA13514	Pin Tumbler Rim Cylinder, KA13514	SC1	10	40	5.25
605SC-28-41 KD	Pin Tumbler Rim Cylinder, KD	SC1	10	40	5.25
605SC-28-41 KA12415	Pin Tumbler Rim Cylinder, KA12415	SC1	10	40	5.25

Replacement Door Knobs & Accessories


Lead Time 3 days



Product Number	Description	Std. Pack	Master Carton	Sugg. List
197-03-51	Replacement Knobs Solid Brass, Blister Carded	5	20	12.25
198-04-51	Replacement Knobs Brass Plated, Blister Carded	5	20	5.70
199A-03-51	Replacement Knobs Clear - Bright Brass Hardware	5	20	11.10
AG30A	Replacement Knobs Clear, Blister Carded, Bright Brass Hardware	5	20	11.10
A403P	Replacement Knobs Solid Brass, Box Pack	5	20	12.75
A410	Replacement Knobs Brass Plated, Box Pack	5	20	6.45
211-03-51	Roses for 198, 199, A410, AG30, Knobs, Bright Brass	5	20	3.05
212-03-51	Roses for 197 and A403P Knobs, Bright Brass	5	20	4.85
213-04-51	Trim Plates, Satin Brass	5	20	6.15
214-04-51	Bit Key Lock, Satin Brass	5	20	9.90
215-04-51	Bit Key Mortise Lockset	5	20	22.85
216-03-51	Replacement Latch for Tubular Locks,	5	20	10.25
218A-03-51	Clear Design Tubular Latchset, Bright Brass - 2 3/8" backset	5	20	15.90
221-25-51	Replacement Latch for Schlage Heavy Duty, Weiser-Falcon and Unican® Series Pushbutton Locks, Satin Chrome - 2 3/4" backset	5	20	63.55
766-00-51	Replacement Spindle - 3 5/8"	5	20	5.15
767-00-51	Replacement Spindle - 4 1/2"	5	20	5.45

Window and Door Locks

Lead Time 3 days




Product Number	Description	Keyway	Std. Pack	Master Carton	Sugg. List
203-03-51*	Keyed Sash Lock, Bright Brass	IN29	5	20	9.30
300-59-51*	Heavy Duty Keyed Patio Door Lock, Satin Silver	IN29	5	20	12.75
201-03-51	Chain Door Guard, Bright Brass	-	5	20	8.00

* Available in KA (Special Order - Requires 4 week lead time)

Specialty Locks

Lead Time 3 days



Product Number	Description	Keyway	Std. Pack	Master Carton	Sugg. List
113-14-51	Mail Box Lock with Spring Clip	CO106	5	20	8.00
114-14-51	Mail Box Lock with Threaded Barrel	CO106	5	20	8.00
247-14-51*	Showcase Lock	N54G	5	20	10.90
3120-14-51*	Cam Lock Kit-Fits metal doors up to 3/32" thick	N54G	5	20	7.55
3580-14-51*	Cam Lock Kit-Fits door up to 1/4" thick	N54G	5	20	7.35
3780-14-51*	Cam Lock Kit-Fits doors up to 1/2" thick	N54G	5	20	7.70
3110-14-51*	Cam Lock Kit-Fits doors up to 3/4" thick	N54G	5	20	8.25
3130-14-51*	Cam Lock Kit-Fits doors up to 1" thick	N54G	5	20	8.60
1600-04-11	Letter box lock for Auth., United Florence Boxes	1271L	10	100	7.80
1625-04-11	Letter box lock with 1/2" bolt for Cole, Columbia, Amalgamated	1271L	10	100	8.55
1650-04-11	Letter box lock with Long ear for Cole, Columbia, Amalgamated	1271L	10	100	8.55
1675-04-11	Letter box lock for Couch Boxes	1271L	10	100	15.60
980-03-51*	Cabinet/Drawer Lock	N54G	5	20	7.25
984-03-51*	Cabinet/Drawer Lock Mortise Mount, Spring Latch	N54G	5	20	10.00
985-03-51*	Cabinet/Drawer Lock Mortise Mount,	N54G	5	20	10.20
990-14-51*	Sliding Door Lock	N54G	5	20	10.20
1701-04-11*	Drawer lock with 3/4" horizontal mount	O1014S	10	40	9.80
1701-14-11*	Drawer lock with 3/4" horizontal mount	O1014S	10	40	9.80
1702-04-11*	Drawer lock with 7/8" horizontal mount	O1014S	10	40	9.80
1702-14-11*	Drawer lock with 7/8" horizontal mount	O1014S	10	40	9.80
1703-04-11*	Drawer lock with 1 1/8" horizontal mount	O1014S	10	40	9.80

* Available in KA (Special Order - Requires 4 week lead time)

Specialty Locks (continued)

Lead Time 3 days

NOTE: Master Keying available for 1700 Series - Add \$2.22 per lock



Product Number	Description	Keyway	Std. Pack	Master Carton	Sugg. List
1703-14-11*	Drawer lock with 1 1/8" horizontal mount	O1014S	10	40	9.80
1751-04-11*	Drawer lock with 3/4" vertical mount	O1014S	10	40	9.80
1751-14-11*	Drawer lock with 3/4" vertical mount	O1014S	10	40	9.80
1752-04-11*	Drawer lock with 7/8" vertical mount	O1014S	10	40	9.80
1752-14-11*	Drawer lock with 7/8" vertical mount	O1014S	10	40	9.80
1753-04-11*	Drawer lock with 1 1/8" vertical mount	O1014S	10	40	9.80
1753-14-11*	Drawer lock with 1 1/8" vertical mount	O1014S	10	40	9.80

* Available in KA (Requires 4 week lead time)

Key Accessories & Assortments

Lead Time 3 days



Product Number	Description	Std. Pack	Master Carton	Sugg. List
1KRA	Key Identification Assortment/200 rings in 8 colors	1	-	47.95
PT1A	Colored Key Tag Assortment	1	-	63.55
226-14-51	Snap Apart Key Ring	5	40	2.35
232-00-51	Magnetic Key Case - Large	5	40	3.40
234-00-51	Magnetic Key Case - Regular	5	40	2.60
261-00-8X	5/8" (16 mm) Key Rings, 100/box	1	-	7.35
262-00-8X	3/4" (20 mm) Key Rings, 100/box	1	-	9.00
263-00-8X	7/8" (22 mm) Key Rings, 100/box	1	-	10.35
264-00-8X	1" (25 mm) Key Rings, 100/box	1	-	11.65
265-00-8X	1 3/16" (30 mm) Key Rings, 100/box	1	-	16.20
266-00-8X	1 1/4" (32 mm) Key Rings, 50/box	1	-	9.80
267-00-8X	1 1/2" (40 mm) Key Rings, 50/box	1	-	13.65
268-00-8X	2" (50 mm) Key Rings, 50/box	1	-	25.90
765G-00-8X	1 9/32" Dia. Split Key Rings	1000	-	17.65



Stocking Program for Cam Locks

Lead Time 3 days

Products are available in multiples of 10 and are not subject to a 20% surcharge

CAM LOCKS

33803-J-14-11-KD	35803-J-14-11-KD	37803-J-14-11-KD	31103-J-14-11-KD	31303-J-14-11-KD
33803-J-14-11-KA549	35803-J-14-11-KA549	37803-J-14-11-KA549	31103-J-14-11-KA549	31303-J-14-11-KA549
33803-J-14-11-KA560	35803-J-14-11-KA560	37803-J-14-11-KA560	31103-J-14-11-KA560	31303-J-14-11-KA560
33803-J-14-11-KA566	35803-J-14-11-KA566	37803-J-14-11-KA566	31103-J-14-11-KA566	31303-J-14-11-KA566

TUBULAR CAM LOCKS

15803-J-26-11-KD	17803-J-26-11-KD	11103-J-26-11-KD
15803-J-26-11-KA8601	17803-J-26-11-KA8601	11103-J-26-11-KA8601
15803-J-26-11-KA8602	17803-J-26-11-KA8602	11103-J-26-11-KA8602

TUBULAR SWITCH LOCKS

GSW1201-26-11-KD
GSW1201-26-11-KA8601

GSW1203-26-11-KD
GSW1203-26-11-KA8601

GSW1211-26-11-KD
GSW1211-26-11-KA8601

DRAWER LOCKS

980-03-11-KD
980-03-11-KA549
980-03-11-KA560
980-03-11-KA566
980-14-11-KD
980-14-11-KA549
980-14-11-KA560
980-14-11-KA566

SLIDING DOOR LOCKS

990-14-11-KD
990-14-11-KA549
990-14-11-KA560
990-14-11-KA566

FILING CABINET LOCKS

4700-14-11-KD	4701-14-11-KD
4700-14-11-KA549	4701-14-11-KA549
4700-14-11-KA560	4701-14-11-KA560
4700-14-11-KA566	4701-14-11-KA566

Ordering Information

SMALL ORDER CHARGE

- a) All orders for locks, placed for less than 50 pieces per line item, are subject to a 20% surcharge.
- b) Stocking Program products are available in multiples of 10 and are **NOT SUBJECT** to the 20% surcharge.

ADDITIONAL KEYS (PURCHASED WITH LOCK ONLY)

- a) Single bitted locks - cut to combination .28 ea.
- b) Tubular locks - cut to combination .55 ea.

MASTER KEYS

- a) Single bitted locks - 2 master keys per job N/C
- additional keys cut to combination 1.10 ea.

MASTER KEYING

- a) Single bitted locks - includes numbering of key and lock .55 ea.

NUMBERING

- a) Single bitted locks - keys N/C
- locks N/C
- b) Tubular locks - keys N/C
- locks N/A



How to Order Custom Cam Locks


Lead Time 4-6 weeks

1. Choose Cam Lock Model

a) By referring to the price list (see pages 30 and 31), determine the Cam Lock model you require
Example: **35800** = 5/8 cam.

2. Determine the Cam Position and Rotation

a) By using the Cam Rotation chart on page 30, determine cam position, rotation and key removal position. The 2 digit code number replaces the 00 at the end of the model number.
Example: **35801** = Cam in 12 o'clock position when locked; key turn is to the right with a 90° rotation; key removed in one position



3. Choose Cam

a) By using the Standard Cams chart on page 31, determine which cam is required.
b) Special cams can be determined by using the Special Cams chart on page 32 or by submitting a drawing
Example: **35801-J** = 1 1/4 straight cam

4. Determine Finish

a) Standard Finish - Nickel (14)
b) Other finishes available upon request (minimum order and extra lead time required).
Example: **35801-J-14** = nickel finish

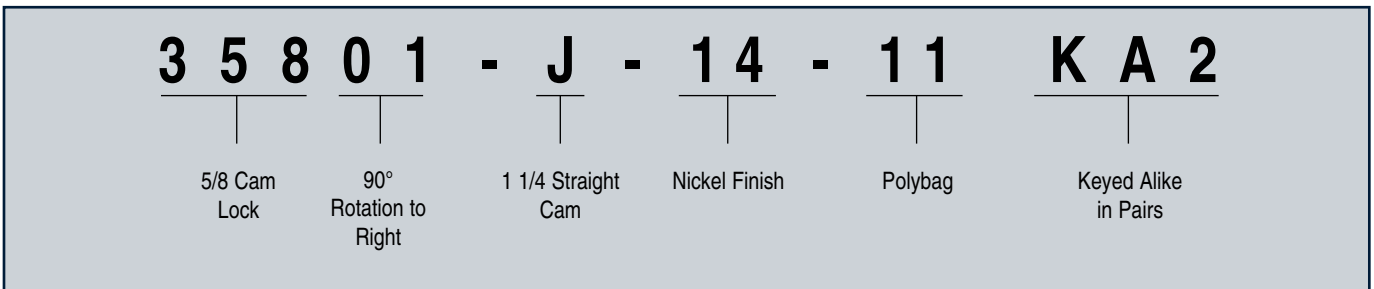
5. Determine Packaging

01 Bulk
11 Polybag
51 Blister Pack
Example: **35801-J-14-11** = polybag

6. Determine Variations/Options

All variations/options are to be written manually under special instructions.
Example: **35801-J-14-KA2** = locks are keyed alike in pairs

- 1 key per lock (A)
- Master keying (B)
- Clip (C)
- Fixed Stop Washer (D)
- No Keys (E)
- Fixed/Riveted Cam (33800 Series only) (F)
- Numbered (N)
- Unassembled (U)
- Special Keying is also available
 - KD (keyed different)
 - KA (keyed alike)
 - KA560 (keyed alike to special combination)
 - KA2 (keyed alike in twos)
 - MK (master keyed)





Cam Rotation Chart

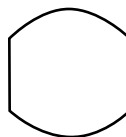
After determining the Cam Lock model, it is important to establish the cam position, rotation, degrees and key removal position by using the chart below.
NOTE: Designs are shown with key in upright position.

CAM POSITION & ROTATION	CAM POSITION WHEN LOCKED	ROTATION	DEGREES	KEY REMOVAL POSITIONS	CODE NUMBER
	12 O'CLOCK	RIGHT LEFT RIGHT LEFT RIGHT LEFT RIGHT	90 90 90 90 180 180 180	1 (12 o'clock) 1 (12 o'clock) 2 (12 and 3 o'clock) 2 (12 and 9 o'clock) 2 (12 and 6 o'clock) 2 (12 and 6 o'clock) 3**	01 02 03 04 05 06 * 07 * 08
	3 O'CLOCK	RIGHT LEFT RIGHT LEFT RIGHT LEFT RIGHT	90 90 90 90 180 180 180	1 (3 o'clock) 1 (3 o'clock) 2 (3 and 6 o'clock) 2 (3 and 12 o'clock) 2 (3 and 9 o'clock) 2 (3 and 9 o'clock) 3 **	31 32 33 34 35 36 * 37 * 38
	6 O'CLOCK	RIGHT LEFT RIGHT LEFT RIGHT LEFT RIGHT	90 90 90 90 180 180 180	1 (6 o'clock) 1 (6 o'clock) 2 (6 and 9 o'clock) 2 (6 and 3 o'clock) 2 (6 and 12 o'clock) 2 (6 and 12 o'clock) 3**	61 62 63 64 65 66 * 67 * 68
	9 O'CLOCK	RIGHT LEFT RIGHT LEFT RIGHT LEFT RIGHT	90 90 90 90 180 180 180	1 (9 o'clock) 1 (9 o'clock) 2 (9 and 12 o'clock) 2 (9 and 6 o'clock) 2 (9 and 3 o'clock) 2 (9 and 3 o'clock) 3**	91 92 93 94 95 96 * 97 * 98

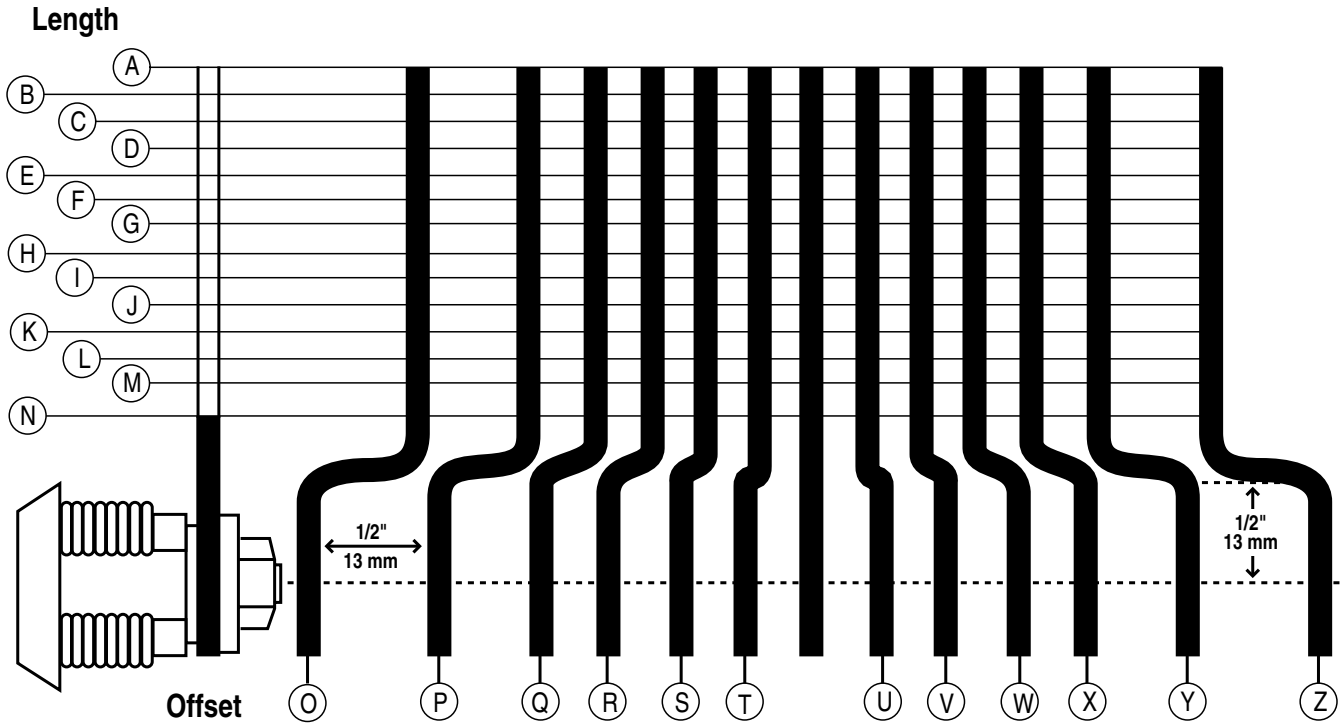
* Tubular Cam Locks only.

** Removal positions are to be written manually for tubular cam locks.

Flats on shell are parallel to keyways in locked position. Example:



Standard Cams



How to order cams:

1. When ordering a cam, determine the length, ie. 2-3/8 = A cam
2. If the cam is offset (bent) determine the length as in step 1. Then determine the offset (bend) desired.
 - A. By specifying the letters that represent both outside and inside offsets, the cam will be shipped unassembled. The lock can be assembled and installed as either an outside or inside offset cam.
 - ie. 2 3/8 (60mm) long with 1/4 (6mm) offset = AQX cam
 - B. By specifying only the letter that represents the outside or inside offset, the lock will be shipped preassembled with the offset specified.
 - ie. 2 3/8 (60 mm) long with 1/4 (6mm) inside offset = AX cam
 - 2 3/8 (60 mm) long with 1/4 (6mm) outside offset = AQ cam
3. When ordering a cam for tubular cam locks add 137 in front of the number.
 - ie. 2 3/8 (60mm) long with 1/4 (6mm) offset = 137=AQX-Cam

STANDARD LENGTHS		CODE
2 3/8	60 mm	A
2 1/4	57 mm	B
2 1/8	54 mm	C
2	51 mm	D
1 7/8	48 mm	E
1 3/4	44 mm	F
1 5/8	41 mm	G
1 1/2	38 mm	H
1 3/8	35 mm	I
1 1/4	32 mm	J
1 1/8	29 mm	K
1	25 mm	L
7/8	22 mm	M
3/4	19 mm	* N

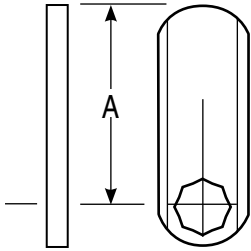
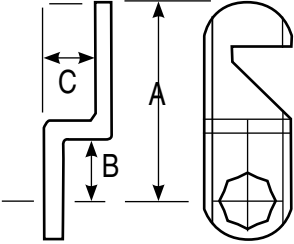
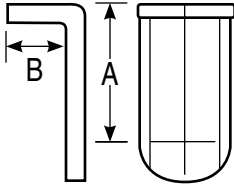
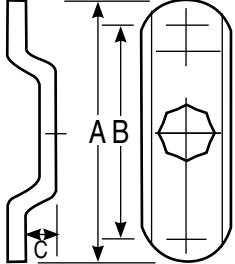
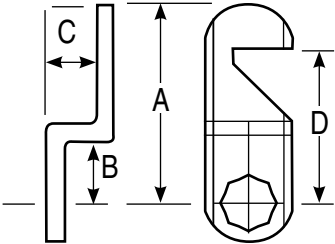
STANDARD OFFSETS		POSITION	CODE
1/2	13 mm	Outside	O
3/8	10 mm		P
1/4	6 mm		Q
3/16	5 mm		R
1/8	3 mm		S
1/16	1.6 mm		T
1/16	1.6 mm	Inside	U
1/8	3 mm		V
3/16	5 mm		W
1/4	6 mm		X
3/8	10 mm		Y
1/2	13 mm		Z

* Cannot be made with 1/4, 3/8, or 1/2 offset



Special Cams

A special cam may be required. Determine the cam by referring to the chart below, or submit a drawing when ordering.

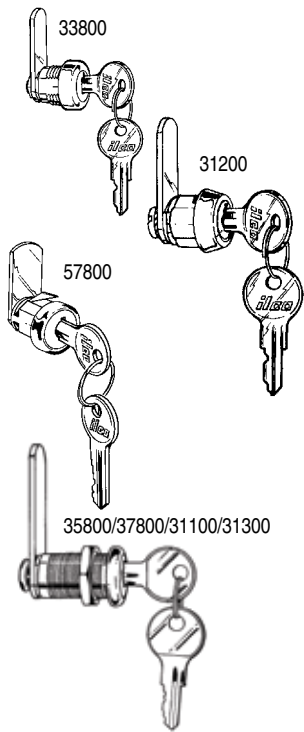
STRAIGHT	
OFFSET BEND	
90° SINGLE BEND	
DOUBLE END	
HOOK	

NOTE: Specify A, B, C, and D, dimensions.

Material is $\frac{3}{16}$ (16 mm) wide x .110 thick

Cam Locks Custom Built

Lead Time 4-6 weeks



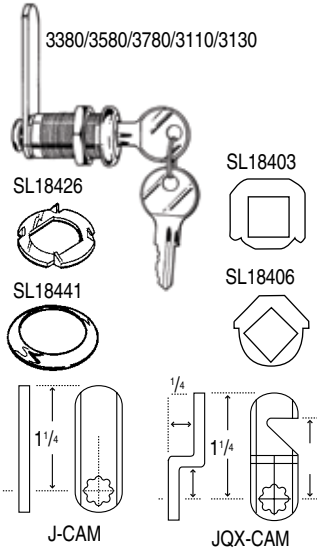
Series	Description	Standard Pack Qty	Sugg. List
33800	Cam Lock 3/8 (10 mm)	10	5.60 ea.
F33800	Cam Lock 3/8 (10 mm) – Spin Riveted	10	5.60 ea.
31200	Cam Lock 1/2 (13 mm) – Shell Clip	10	5.60 ea.
F31200	Cam Lock 1/2 (13 mm) – Spin Riveted	10	5.60 ea.
51200	Cam Lock 1/2 (13 mm) – Clip Only – Metal /Panel Boxes – Cam Retaining Clip – Shell Clip	10	5.60 ea.
35800	Cam Lock 5/8 (16 mm)	10	5.60 ea.
F35800	Cam Lock 5/8 (16 mm) – Spin Riveted	10	5.60 ea.
45800	Cam Lock 5/8 (16 mm) – Squared Head	10	5.60 ea.
F45800	Cam Lock 5/8 (16 mm) – Squared Head – Spin Riveted	10	5.60 ea.
37800	Cam Lock 7/8 (22 mm)	10	5.60 ea.
47800	Cam Lock 7/8 (22 mm) – Squared Head	10	5.60 ea.
57800	Cam Lock 7/8 (22 mm) – 3/4 dia. (19 mm) – Metal/Panel Box – 15 to 24 Gauge	10	5.60 ea.
31100	Cam Lock 1 1/8 (29 mm)	10	6.30 ea.
41100	Cam Lock 1 1/8 (29 mm) – Squared Head	10	6.30 ea.
31300	Cam Lock 1 3/8 (35 mm)	10	6.00 ea.
41300	Cam Lock 1 3/8 (35 mm) – Squared Head	10	6.00 ea.

Follow the How to Order Cam Locks Instructions on page 31.

- N54G Single Bitted Keyway
- Offset cams available. Add \$.50 to list price.
- Master keying available (100 combinations). Add \$1.20 to list price.
- Finishes: – Nickel (14), Other finishes available upon request.
- Bulk Packaged (01)
- Specify cam rotation and key removal when ordering.

Cam Lock Kits

In stock



Series	Description	Standard Pack Qty	Sugg. List
3380-14-11	Cam Lock Kit 3/8" (10 mm)	10	6.40 ea.
3120-14-11	Cam Lock Kit 1/2" (13 mm)	10	6.40 ea.
3580-14-11	Cam Lock Kit 5/8" (16 mm)	10	6.40 ea.
3780-14-11	Cam Lock Kit 7/8" (22 mm)	10	6.40 ea.
3110-14-11	Cam Lock Kit 1 1/8" (29 mm)	10	6.85 ea.
3130-14-11	Cam Lock Kit 1 3/8" (35 mm)	10	6.85 ea.

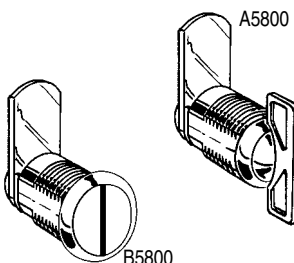
Kit includes:

- Cam Lock with 2 keys / Hex Nut / Cam Attachment
- 90° Stop Washer (SL18403)
- 180° Stop Washer (SL18406)
- Ring (SL18441)
- Wood Washer (SL18426)
- 1 1/4" Straight Cam (J)
- 1 1/4" Cam with 1/4" Offset (JQX)

- N54G Single Bitted Keyway

Thumbturn and Latching Cam Locks

Lead Time 4-6 weeks



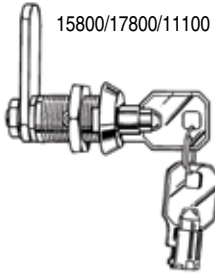
Series	Description	Standard Pack Qty	Sugg. List
A5800	Thumbturn Cam Lock 5/8 (16 mm)	10	3.85 ea.
A7800	Thumbturn Cam Lock 7/8 (22 mm)	10	3.85 ea.
A1100	Thumbturn Cam Lock 1 1/8 (29 mm)	10	3.85 ea.
B5800	Latching Cam Lock 5/8 (16 mm)	10	3.85 ea.

Follow the How to Order Cam Locks Instructions on page 29.

- Offset cams available. Add \$.50 to list price.

Tubular Cam Locks "Custom Built"

Lead Time 4-6 weeks



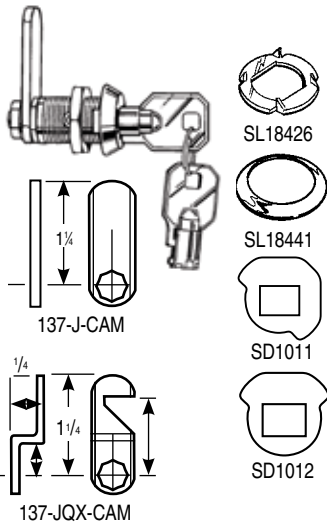
Series	Description	Standard Pack Qty	Sugg. List
25800	Tubular Cam Lock 1/2 (13 mm)– Metal / Panel Boxes – Shell Clip	—	14.90 ea.
15800	Tubular Cam Lock 5/8 (16 mm)	—	14.90 ea.
17800	Tubular Cam Lock 7/8 (22 mm)	—	14.90 ea.
11100	Tubular Cam Lock 1 1/8 (29 mm)	—	14.90 ea.

Follow the How to Order Cam Locks Instructions on page 29.

- 1137 Tubular Keyway
- Offset cams available. Add \$.50 to list price.
- Master keying not available.
- Finish: Chrome (26)

Tubular Cam Lock Kits

Lead Time 4-6 weeks



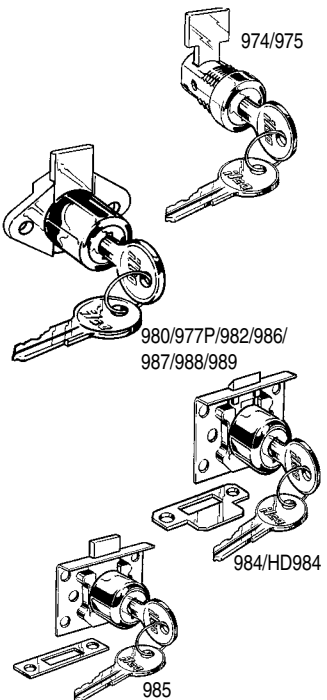
Series	Description	Standard Pack Qty	Sugg. List
1580-26-11	Tubular Cam Lock Kit 5/8 (16 mm)	10	15.65 ea.
1780-26-11	Tubular Cam Lock Kit 7/8 (22 mm)	10	15.85 ea.
1110-26-11	Tubular Cam Lock Kit 1 1/8 (29 mm)	10	16.40 ea.

Kit includes:

- Cam Lock with 2 keys / Hex Nut / Cam Attachment
- 90° Stop Washer (SD1011)
- 180° Stop Washer (SD1012)
- Ring (SL18441)
- Wood Washer (SL18426)
- 1 1/4 Straight Cam (137-J)
- 1 1/4 Cam with 1/4 Offset (137-JQX)
- 1137 Tubular Keyway
- Finish: Chrome (26)
- Poly Bagged (11)

Desk and Drawer Locks

Lead Time 4-6 weeks



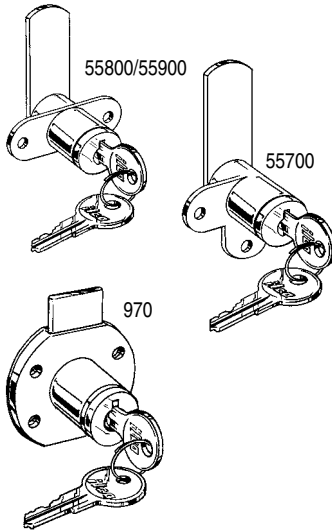
Series	Description	Standard Pack Qty	Sugg. List
974-14-11	Desk Lock	10	6.45 ea.
975-14-11	Desk Lock – Removable Core	10	6.45 ea.
984-03-11	Half Mortise Lock 7/8 (22 mm)	10	9.00 ea.
HD984-03-11	Half Mortise Lock 7/8 (22 mm) – Spring Latch – Spring Latch – Heavy Duty	10	14.65 ea.
985-03-11	Half Mortise Lock 7/8 (22 mm) – Deadbolt	10	9.15 ea.
977P-353-11	Drawer Lock 7/8 (22 mm) – Resin Shell	10	4.10 ea.
980-03-11	Drawer Lock 7/8 (22 mm)	10	6.30 ea.
980-14-11	Drawer Lock 7/8 (22 mm)	10	6.30 ea.
982-03-11	Drawer Lock 7/8 (22 mm) – Backplate not assembled	10	6.30 ea.
982-14-11	Drawer Lock 7/8 (22 mm)	10	6.30 ea.
986-03-11	Drawer Lock 1 1/8 (29 mm)	10	6.30 ea.
986-14-11	Drawer Lock 1 1/8 (29 mm)	10	6.30 ea.
987-03-11	Drawer Lock 1 1/8 (29 mm) – Backplate not assembled	10	6.30 ea.
987-14-11	Drawer Lock 1 1/8 (29 mm)	10	6.30 ea.
988-03-11	Drawer Lock 1 1/4 (32 mm)	10	6.45 ea.
988-14-11	Drawer Lock 1 1/4 (32 mm)	10	6.45 ea.
989-03-11	Drawer Lock 1 1/4 (32 mm) – Backplate not assembled	10	6.45 ea.
989-14-11	Drawer Lock 1 1/4 (32 mm)	10	6.45 ea.

- N54G Single Bitted Keyway
- Finishes: – Brass (03)
– Nickel (14)
– Black (353)
– Other finishes available upon request.
- Poly Bagged (11)
- Drawer Locks:
– supplied with standard cam 1 3/8 (35 mm)
– other cams available (sample or drawing required).
- Master keying available (100 combinations). Add \$1.20 to list price.

Removable Core Locks

Lead Time 4-6 weeks

- Locking cylinder is removed from the front of the lock. No disassembly required.

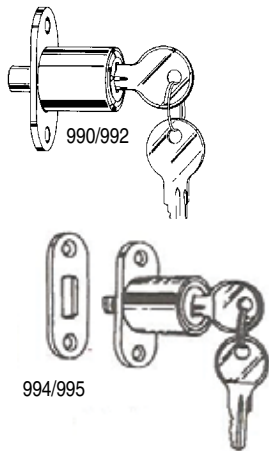


Series	Description	Standard Pack Qty	Sugg. List
970	Drawer Lock 13/16 (21 mm) – 11/16 dia. (17 mm)	10	5.90 ea.
55700	Cam Lock 13/16 (21 mm) – 11/16 dia. (17 mm)	10	5.90 ea.
55800	Cam Lock 13/16 (21 mm) – 11/16 dia. (17 mm)	10	5.90 ea.
55900	Cam Lock 13/16 (21 mm) – 3/4 dia. (19 mm)	10	5.90 ea.

- N54G Single Bitted Keyway
- Cam Locks:
 - supplied with standard 1 1/4 Straight Cam (J)
 - offset cams available. Add \$.50 to list price.
- Drawer Locks:
 - supplied with standard cam 1 3/8 (35 mm)
 - other cams available (sample or drawing required).
- Master keying available (100 combinations). Add \$1.20 to list price.
- EKY127 Core Removal Key \$1.80
- Finishes:
 - 11/16 Diameter Locks
 - Black (353)
 - Other finishes available upon request.
 - 3/4 Diameter Locks
 - Nickel (14)
 - Other finishes available upon request.
- Bulk Packaged (01)
- Specify cam rotation and key removal when ordering cam locks.

Sliding Door Locks

Lead Time 4-6 weeks

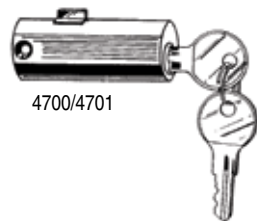


Series	Description	Standard Pack Qty	Sugg. List
990-14-11	Sliding Door Lock – Plunger bolt – 15/32 bolt projection – Key removes in locked and unlocked positions	10	9.15 ea.
992-14-11	Sliding Door Lock – Plunger bolt – 15/32 bolt projection – Key removes in locked pos.	10	9.15 ea.
994-14-11	Sliding Door Lock – T-bolt – 5/32 bolt projection – Key removes in locked and unlocked positions	10	9.15 ea.
995-14-11	Sliding Door Lock – T-bolt – 9/32 bolt projection – Key removes in locked and unlocked positions	10	9.15 ea.

- N54G Single Bitted Keyway
- Master keying available (100 combinations). Add \$1.20 to list price.
- Finish: Nickel (14)
- Poly Bagged (11)

Filing Cabinet Locks

Lead Time 4-6 weeks



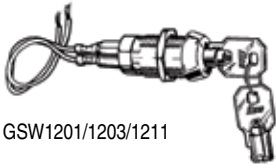
Series	Description	Standard Pack Qty	Sugg. List
4700-14-11	Filing Cabinet Lock – 1 1/4 (44 mm) – Round bolt	10	9.45 ea.
4701-14-11	Filing Cabinet Lock – 2 (51 mm) – Rectangular bolt	10	9.45 ea.

- N54G Single Bitted Keyway
- Finish: Nickel (14)
- Master keying not available.

NOTE: Filing cabinet locks can be keyed alike to our disc tumbler locks.

Switch Locks

Lead Time 4-6 weeks



GSW1201/1203/1211


Series	Description	Standard Pack Qty	Sugg. List
GSW1201-26-11	Switch Lock – 1 position key removal	10	22.00 ea.
GSW1203-26-11	Switch Lock – 2 position key removal	10	22.00 ea.
GSW1211-26-11	Switch Lock – Spring back momentary contact	10	13.85 ea.

- 1137S Tubular Keyway
 - Master keying not available.
 - Finish: Chrome (26)
 - Poly Bagged (11)
 - Single Pole - Single Throw
 - 1201 - Key removes in off position only
 - 1203 - Key removes in off and on position
 - 1211 - Key removes at 12 o'clock position
 - Used on low voltage application like garage door openers and alarm systems.
 - Length is 1 1/4
- NOTE: Switch locks supplied with wire leads (SEC1018).*

Show Case Locks

Lead Time 4-6 weeks

247

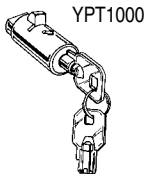


Series	Description	Standard Pack Qty	Sugg. List
247-14-11	Show Case Lock	10	10.65 ea.

- N54G Single Bitted Keyway
- Master keying available (100 combinations). Add \$1.20 to list price.
- Finish: Nickel (14)
- Poly Bagged (11)

Special Purpose Locks

Lead Time 4-6 weeks



YPT1000

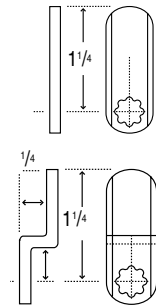
Series	Description	Standard Pack Qty	Sugg. List
YPT1000-26-11	Pop Out Handle – Lock only	10	22.60 ea.

- 1137S Tubular Keyway
- Master keying not available.
- Finish: Chrome (26)
- Poly Bagged (11)

- 3/4 diameter. Length is 1 1/2
- Replacement lock for Pop Out handles used on vending machines

Cams

Lead Time 4-6 weeks



Series	Description	Standard Pack Qty	Sugg. List
A to N	Straight	10	6.95 pk.
AO to NZ	Offset	10	6.95 pk.

- Cams supplied poly bagged.
- Specify exact cam required – use cam chart (see pg 31).
- Special cams will be quoted upon request, sample or drawing is required (see pg 32).

Disc Tumbler Kit

Lead Time 4-6 weeks

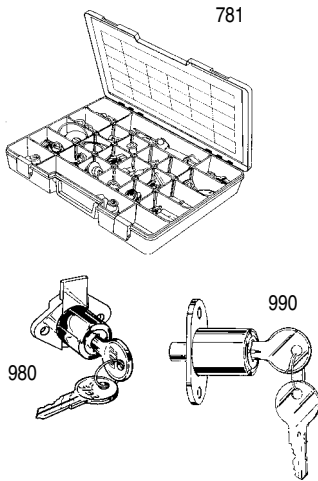


818A

Series	Description	Kit Contents	Standard Pack Qty	Sugg. List
REPLACEMENT PARTS FOR KIT				
SL18602-01-65-8X	Disc Tumbler #1	50	100	11.55/C
SL18602-02-65-8X	Disc Tumbler #2	50	100	11.55/C
SL18602-03-65-8X	Disc Tumbler #3	50	100	11.55/C
SL18602-04-65-8X	Disc Tumbler #4	50	100	11.55/C
SL18602-05-65-8X	Disc Tumbler #5	50	100	11.55/C
PD1001-00-8X	Disc Tumbler Spring	150	100	3.85/C
SD1004-65-8X	Plug Retainer	50	100	8.00/C
818-11	Plastic Case	1	1	9.40 ea
818A-00-8X	Wafer Keying Kit	1	1	47.88 ea
818AMK-00-8X	MK Wafer Keying Kit	1	1	43.94 ea

Mobile Kit 781-00-8X

Lead Time 4-6 weeks

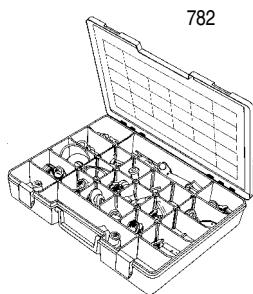


781

Series	Description	Kit Contents	Standard Pack Qty	Sugg. List
781-00-8X	Mobile Kit includes: 24 of our most popular locks combined with 55 accessories and 20 cams in a 24 compartment durable travelling case.	—	1	519.75 ea.
LOCKS				
980-03-11	Drawer Lock	1	10	7.05 ea.
980-14-11	Drawer Lock	1	10	7.05 ea.
984-03-11	Half Mortise Lock – Spring Latch	1	10	9.65 ea.
985-03-11	Half Mortise Lock – Deadbolt	1	10	9.65 ea.
990-04-11	Sliding Door Lock	1	10	9.65 ea.
CAMS				
J-CAM-22-10	Straight Cam 1¼" (32 mm)	5	10	6.95 pk.
JQX-CAM-22-10	Offset Cam 1¼" (32 mm) long ¼" (6 mm) Offset	5	10	6.95 pk.
307-CAM-22-10	Single Bend Cam 1¼" (32 mm) long ⅞" (11 mm) Bend	5	10	6.95 pk.
503-CAM-22-10	Hook Cam 1½" (38 mm) long 1⅞" (29 mm) to Hook]	5	10	6.95 pk.

Cam Lock Kit 782-00-8X

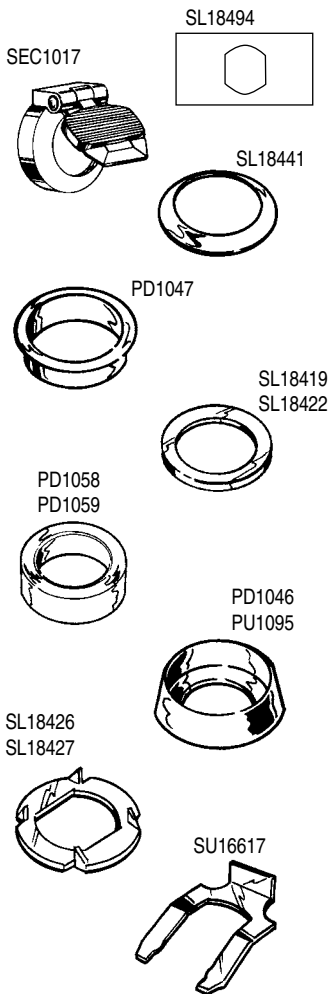
Lead Time 4-6 weeks



782

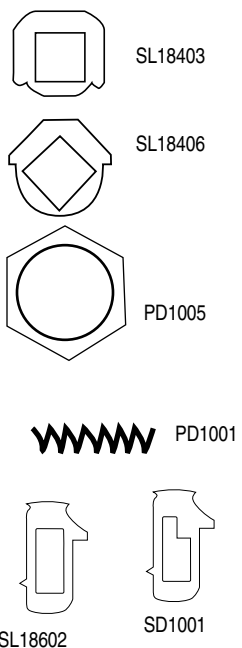
Series	Description	Kit Contents	Standard Pack Qty	Sugg. List
782-00-8X	Cam Lock Kit (for N54G Single Bitted Keyway cam locks) Includes: 40 locks, 40 cams, 40 assorted spacers, 10 wood washers, 10 rings, 80 stop washers, 10 attaching plates, 40 screws and 40 nuts in a compartment durable traveling case.	—	1	263.66 ea

N54G is single bitted keyway. 1137S is tubular keyway



Series	Description	Keyway		Standard Pack Qty	Sugg. List
		N54G	1137S		
PU2017	Adjustable Stop	✓		10	19.50 pk.
SL18494	Attaching Plate	✓	✓	10	7.60 pk.
PU2018	Bar Guide	✓		10	6.95 pk.
SU16617	Clip Shell Diameter (.640)	✓	✓	10	3.20 pk.
SU16647	Clip Shell Flats (.570)	✓	✓	10	3.20 pk.
SEC1017	Dust Cap		✓	10	14.70 pk.
PU2019	Extension Pin 11/16	✓		10	5.70 pk.
PU2020	Extension Pin 13/16	✓		10	5.70 pk.
PU2021	Extension Pin 1	✓		10	5.70 pk.
PU2008	Finger Pull	✓	✓	10	11.55 pk.
DO3	Key Blank Master	✓		10	
N54G	Key Blank Regular	✓		10	Reference Key Blank Price List
1579	Key Blank Reversible	✓		10	
1054UN	Key Blank	✓		10	
1137S	Key Blank Tubular – Steel		✓	10	
1582	Key Blank Core Removal	✓		10	
PD1088	Lock Washer – Internal Tooth	✓		10	3.75 pk.
PD1046	Protective Collar 1 ³ / ₁₆ x .250	✓	✓	10	35.35 pk.
PU1095	Protective Collar 1 ³ / ₁₆ x .500	✓	✓	10	37.45 pk.
SL18441	Ring	✓	✓	10	8.05 pk.
SL18662	Shell Ferrule – Small Diameter Locks	✓		10	7.05 pk.
PU1097	Spacer 7 ⁸ / ₁₆ x 0.060	✓	✓	10	5.25 pk.
PD1058	Spacer 7 ⁸ / ₁₆ x 0.187	✓	✓	10	5.25 pk.
PD1059	Spacer 7 ⁸ / ₁₆ x .250	✓	✓	10	5.25 pk.
SL18419	Spacer 1 ¹ / ₁₆ x 0.31	✓	✓	10	5.25 pk.
SL18422	Spacer 1 ¹ / ₁₆ x 0.62	✓	✓	10	5.25 pk.
SL18629	Spacer 1 ³ / ₄ x 0.030	✓	✓	10	5.25 pk.
PU2015	Washer (Nylon) .890 x 0.31	✓	✓	10	1.70 pk.
SEC1018	Wire Lead Set 10 Long		✓	10	28.75 pk.
SL18426	Wood Washer – External Tooth (.635)	✓		10	3.15 pk.
SL18427	Wood Washer – External Tooth (.670)	✓	✓	10	3.15 pk.
SL18727	Wood Washer – Internal Tooth (.635)	✓	✓	10	3.15 pk.

Components



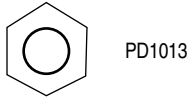
Series	Description	Keyway		Standard Pack Qty	Sugg. List
		N54G	1137S		
SL18403	90° Stop Washer	✓		100	13.90/C
SL18406	180° Stop Washer	✓		100	13.90/C
S308	Backplate Drawer Lock	✓		100	30.25/C
S308A	Backplate Spacer	✓		100	30.25/C
SD10002	Cam Retainer (990)	✓		100	17.40 /C
SD10135	Cam Retainer Deadlocking (990)	✓		100	17.40 /C
PD1010	Cam Retainer Spring (990)	✓		100	6.65 /C
CD1047	Cylinder		✓	100	47.00 /C
SL18602-01	Disc Tumbler No. 1 Regular	✓		100	6.65 /C
SL18602-02	Disc Tumbler No. 2 Regular	✓		100	6.65 /C
SL18602-03	Disc Tumbler No. 3 Regular	✓		100	6.65 /C
SL18602-04	Disc Tumbler No. 4 Regular	✓		100	6.65 /C
SL18602-05	Disc Tumbler No. 5 Regular	✓		100	6.65 /C
SD1001-13	Disc Tumbler No. 13 Master	✓		100	6.65 /C
SD1001-15	Disc Tumbler No. 15 Master	✓		100	10.65 /C
SD1001-24	Disc Tumbler No. 24 Master	✓		100	10.65 /C
SD1001-31	Disc Tumbler No. 31 Master	✓		100	10.65 /C
SD1001-35	Disc Tumbler No. 35 Master	✓		100	10.65 /C
SD1001-42	Disc Tumbler No. 42 Master	✓		100	10.65 /C
SD1001-51	Disc Tumbler No. 51 Master	✓		100	10.65 /C
SD1001-53	Disc Tumbler No. 53 Master	✓		100	10.65 /C
PD1001	Disc Tumbler Spring	✓		100	4.05 /C

Components (cont'd)

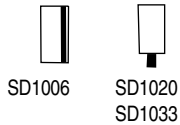
Lead Time 4-6 weeks



SD1004



PD1013



SD1006

SD1020
SD1033

Series	Description	Keyway		Standard Pack Qty	Sugg. List
		N54G	1137S		
PD1005	Hex Nut to secure shell	✓	✓	100	29.45 /C
PD1013	Hex Nut to secure cam		✓	100	53.55 /C
PD1003	Lock Washer		✓	100	6.10 /C
PD1006	Mounting Screw 6 x 5/8	✓		100	6.65 /C
PU10076	Pal Nut to secure cam (33800)	✓		100	10.00 /C
PD1014	Pin Tumbler Spring		✓	100	4.05 /C
SD1004	Plug Retainer (974, 980, 990)	✓		100	8.05 /C
PD1007	Plug Retainer Spring	✓		100	4.05 /C
PU1078	Retainer Ring	✓		100	11.50 /C
PD1008	Screw Retainer (990)	✓		100	6.65 /C
PD1012	Shell Pin		✓	100	28.65 /C
PD1009	Shell Spring (990)	✓		100	13.75 /C
CD1064	Spacer Washer		✓	100	22.95 /C
PU1098	Strike (994, 995)	✓		100	36.75 /C
SD1006	Top Pin (.202)		✓	100	6.10 /C
SD1020	Top Pin (GSW only)		✓	100	6.10 /C
SD1033	Top Pin (Special Anti Tip)		✓	100	6.10 /C

Padlock

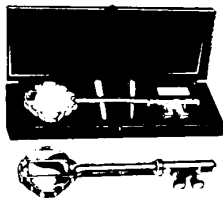
Lead Time 3 days



Product No.	Description	Standard Pack Qty	Sugg. List
1402-04	Frangible Shackle padlock - one key fits all	1	18.00

Presentation Key

Lead Time 4-6 weeks



Product No.	Description	Standard Pack Qty	Sugg. List
703-03-41	A unique gift, an impressive award, and a real attention getter. Key comes with a luxurious jeweler's case. Key measures 8 1/4 long Polished Brass Presentation Key	1	43.70
703-27-41	Satin Chrome Presentation Key	1	43.70



Picks and Wrenches

Lead Time 3 days

901 Series UNIPIX Lock Picks (Interchangeable Handles)

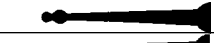













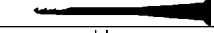






















Ico picks are designed to achieve the balance and feel that professional locksmiths need. Crafted from quality tempered spring steel and/or stainless steel.



P901 Handle Picks

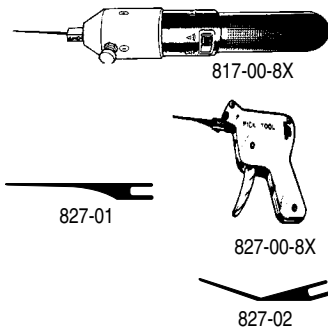
Picks listed with an asterisk** are available with a molded plastic handle. When ordering add the prefix P to the number listed.



	Product Number	Description	Standard Pack Contents	Sugg. List
	P901-	Pick with molded handle Add prefix P to numbers listed with an asterisk "**"	5 ea.	2.25 ea.
	H901-	Pick with UNIPIX handle Add prefix H to numbers listed with a dagger "†"	5 ea.	1.95 ea.
	901-01*†	Ball Pick	5 ea.	1.75 ea.
	901-02*†	Ball Pick	5 ea.	1.75 ea..
	901-03*	Ball Pick	5 ea.	1.75 ea..
	901-04*†	Ball Pick	5 ea.	1.75 ea..
	901-05*†	Rake Pick	5 ea.	1.75 ea..
	901-06*†	Rake Pick	5 ea.	1.75 ea..
	901-07*†	Hook Pick	5 ea.	1.75 ea..
	901-08*†	Hook Pick	5 ea.	1.75 ea..
	901-09*†	Diamond Pick	5 ea.	1.75 ea..
	901-10*†	Diamond Pick	5 ea.	1.75 ea..
	901-11*†	Diamond Pick	5 ea.	1.75 ea..
	901-12*†	Extractor Pick	5 ea.	1.75 ea..
	901-13*†	Rake Pick	5 ea.	1.75 ea..
	901-14*†	Rake Pick	5 ea.	1.75 ea..
	901-15*†	Extractor Pick	5 ea.	1.75 ea..
	901-16	Combination Pick	5 ea.	1.75 ea..
	901-17	Combination Pick	5 ea.	3.00 ea.
	901-18*†	Ball Pick	5 ea.	1.75 ea..
	901-19*†	Diamond Pick	5 ea.	1.75 ea..
	901-20*†	Ball Pick	5 ea.	1.75 ea..
	901-21*†	Rake Pick	5 ea.	1.75 ea..
	901-22*†	Hook Pick	5 ea.	1.75 ea..
	901-24	Extractor Pick w/wooden handle	5 ea.	3.75 ea.
	901-25*	Angled Diamond Pick	5 ea.	1.75 ea..
	901-23	Read Pick	5 ea.	1.75 ea..
902 Series Tension Wrenches Made from quality tempered spring steel, these tension wrenches are available in varying lengths, styles and degrees of tension to suit every picking style and technique.				
	902-01	Tension Wrench (Wishbone)	5 ea.	4.35 ea.
	902-02	Tension Wrench (double-sided)	5 ea.	2.25 ea.
	902-03	Medium Tension 5 3/8 x 1/8	5 ea.	2.25 ea.
	902-04	Light Tension 5 3/8 x 3/32	5 ea.	2.55 ea.
	902-05	Medium Tension 4 1/2 x 1/8	5 ea.	2.55 ea.
	902-06	Light Tension 4 1/2 x 3/32	5 ea.	2.55 ea.
	902-07	Medium Tension 3 1/4 x 1/8	5 ea.	2.55 ea.
	902-08	Light Tension 3 1/4 x 3/32	5 ea.	2.55 ea.
	902-09	Medium Tension 3 1/4 x 1/8	5 ea.	2.55 ea.
	902-10	Tension Wrench (letter box)	5 ea.	2.55 ea.
	902-11	Tension Wrench (letter box)	5 ea.	2.55 ea.
	903-01	Contour Handle	5 ea.	2.55 ea.

Electric Lockpick and Pick Gun

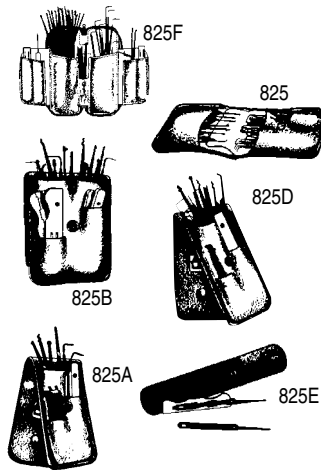
Lead Time 3 days



Product No.	Description	Standard Pack Qty	Sugg. List
817-00-8X	Electric Lock Pick. Includes 4 pick blades, 1 tension wrench, 1 allen wrench, battery charger	1 ea.	466.20 ea.
817-01	Replacement Pick Blades	1 ea.	16.35 ea.
827-00-8X	Pistol Pick. Includes 2 complete sets of extra springs, 3 straight picks, 3 angle picks, 2 tension wrench	1 ea.	54.75 ea.
827 Replacement Parts			
827-01	Straight Pick	5 ea.	1.95 ea.
827-02	Angle Pick	5 ea.	1.95 ea.

Pick Kits

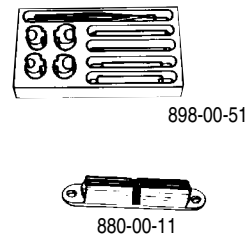
Lead Time 3 days



Product No.	Description	Standard Pack Qty	Sugg. List
825F	The Magnum. Contains all ILCO picks (24) and tension wrenches (13), two 903-01 and two 903-01 handles. Leather Case	1	88.65
825	The Expert. Contains 17 picks, 11 tension wrenches, two 903-01 handles and case.	1	79.35
825B	The Master. Contains 11 picks, 5 tension wrenches, one 903-01 handle and case.	1	39.40
825D	The Artisan. Contains 9 picks, 5 tension wrenches, one 903-01 handle and case	1	30.35
825A	The Journeyman. Contains 4 picks, 4 tension wrenches, one 903-01 handle and case	1	27.78
825E	Extractor Kit. Contains 2 extractor picks, one 903-01 handle and case	1	9.80

Locksmith Tools

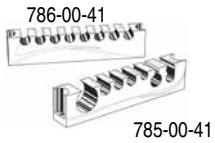
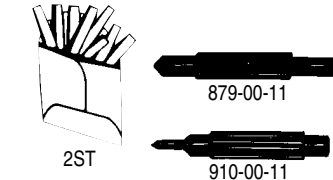
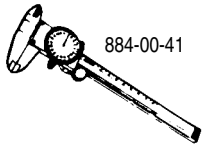
Lead Time 3 days



Product No.	Description	Standard Pack Qty	Sugg. List
898-00-51	Plug Holder/Follower Set A complete set, plus 6 tweezers and wooden case	1	201.60
891-00-51	Following Tool Set - includes the tools listed below	1	45.40
887-00-51	Following Tool (.500) Application: ILCO 4019 Rim Cyl.; Keil #30 Rim Cyl.; Lockwood 956 Rim Cyl.	1	15.75
888-00-51	Following Tool (.495) Application: Acro Lock, Arrow, Corbin, Dexter, Eagle, ILCO, Keil, Kwikset, Lockwood, National, Rockford National, Nesco, Russwin (.500 dia.), Sargent, Schlage, Taylor, Weiser (except Beverly style), Welch, Yale	1	12.85
889-00-51	Following Tool (.395) Application: Almont (peanut cylinder), Corbin (small pin), Eagle (small pin), ILCO (peanut cylinder), Yale (small pin)	1	12.25
890-00-51	Following Tool (.555)	1	15.75
897-00-11	Plug Holder Set - includes the following four holders	1	80.85
893-00-11	Plug Holder (.510)	1	23.55
894-00-11	Plug Holder (.500)	1	23.55
895-00-11	Plug Holder (.405)	1	23.55
896-00-11	Plug Holder (.550)	1	23.55
899-00-11	Pin Tumbler Tweezers - 6" length with Pin Holder Tip	1	14.00
843-01	Following Tool for ILCO 605 Die Cast Cylinder	1	11.40
830-00-11	Plug Holder, Aluminum (For Standard .510 plugs)	1	4.30
880-00-51	Key Deburrer	1	79.75

Locksmith Tools (continued)

Lead Time 3 days



Product No.	Description	Standard Pack Qty	Sugg. List
884-00-41	Caliper	1	52.50
2ST	Shim Stock - Curved stock 1/4 x 1 3/4 and only .0015 thick	12 pcs.	6.50
879-00-11	Pin & Plug Deburring Tool	1	32.05
910-00-11	Cylinder Plug Punch Marker	1	12.40
785-00-41	Cylinder Service Fixture	1	55.15
786-00-41	Multiple Plug Holder	1	55.15
4W	Warding File (4 in.)	1	13.15
6W	Warding File (6 in.)	1	13.15
6R	Round File (6 in.)	1	27.35
1FH	Wooden File Handle	1	2.85
815-00-51	Brush (6 in.)	1	54.60
816-00-51	Brush (4 in.)	1	16.80
824-10	Key Depth Gauge	1	5.25
PA249-00-8X	Starter Kit - Includes a 797 Color Pin Kit, Lock Picking Set, Key Extractors, Plug Holder and Follower Set, Shim Stock and Key Depth Gauge	1	504.00
746-00-8X	Mortise and Rim Tumbler Springs	150/bag	5.25
746A-00-8X	Spring	50	5.25

Key Stamps

Lead Time 3 days

Product No.	Description	Standard Pack Qty	Sugg. List
802	Hand Stamping Die. For stamping keys, tags, etc. for advertising and identification. Customer engraved on tool steel and tempered. 1st Line: Name (13 characters max) 2nd Line: Phone No. or address, etc. (13 characters max)	1	311.05
802M	"Master" Stamping Die (hand stamp)	1	127.25
802DND	"Do Not Duplicate" Stamp	1	226.80

Pins and Pinning Kits

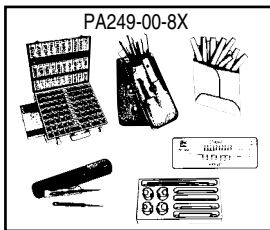
Lead Time 3 days

Color Coded Pins

Precision .003 diameter color coded pins use only top quality brass. Colors match industry standards. Pins are packed 150 per color coded envelope.

Indicate prefix T for Top Pins and B for Bottom Pins.

Example: A Top Pin .180 long would be T-.180. A Bottom Pin .285 long would be a B-.285.



Product No.	Description	Standard Pack Qty	Sugg. List
797-00-8X	.003 increment Color Pin Kit includes 40 top pins and 79 bottom pins	1	311.05
T.010 thru T.200	.005 increment Replacement Top Pins.	150/bag	2.90/bag
B.165 thru B360	.005 increment Replacement Bottom Pins.	150/bag	2.90/bag
T.024 thru T.141	.003 increment Replacement Top Pins.	150/bag	2.90/bag
B.126 thru B360	.003 increment Replacement Bottom Pins.	150/bag	2.90/bag

Spindles

Lead Time 3 days



Straight Spindle



Swivel Spindle



Split Spindle



Swivle Spindle X caps



760-01

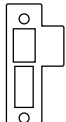
Spindle specifications listed in product descriptions are given in the following order: thickness, length and thread size.

Product No.	Description	Standard Pack Qty	Sugg. List
760-01	Spindle Cap	10 pr.	19.30
760-02	Headless Screws, Brass - 1/4 - 20 x 5/16 (8mm x 6mm-20)	100	93.90
760-03	Headless Screw, Brass Plated Steel - 1/4 -20 x 3/8 (10mm x 6mm-20)	100	94.00
760-04	Oval Head Screw, Brass Plated - Steel (10mm x 9-24)	100	17.35
760-20	Headless Screw, Brass Plated - Steel 1/4 -28 x 5/16	100	32.00
760-05*	Straight Spindle 9/32 x 3 1/2 x 20 - (7mm x 114mm)	10	11.15
760-06*	Straight Spindle 9/32 x 4 1/2 x 20 - (7mm x 114mm)	10	3.50
760-07*	Swivel Spindle 9/32 x 4 3/4 x 20 - (7mm x 120mm)	10	5.85
760-08*	Straight Spindle 9/32 x 4 1/2 x 20 - (7mm x 114mm)	10	5.85
760-09*	Swivel Spindle 9/32 x 4 3/4 x 20 - (7mm x 120mm)	10	8.75
760-10*	Swivel Spindle 9/32 x 6 x 20 - (7mm x 152mm)	10	8.75
760-11*	Split Spindle 9/32 x 2 5/8 x 20	10	5.50
760-12*	Swivel Spindle 9/32 x 4 3/4 x 20 with spindle caps for 3/8 center (7mm x 120mm)	10	8.75
760-13*	Straight Spindle 9/32 x 3 1/2 x 18 - (7mm x 89mm)	10	5.85
760-14*	Straight Spindle 9/32 x 4 1/2 x 18 - (7mm x 114mm)	10	5.85
760-15*	Swivel Spindle 9/32 x 4 3/4 x 18 - (7mm x 120mm)	10	8.75
760-16*	Swivel Spindle 9/32 x 4 3/4 x 18 - (7mm x 120mm)	10	8.75
760-17*	Swivel Spindle 9/32 x 6 x 18 - (7mm x 152mm)	10	8.75
760-18*	Split Spindle 9/32 x 2 5/8 x 18 - (7mm x 60mm)	10	8.15
760-19*	Swivel Spindle 9/32 x 4 3/4 x 18 with spindle caps for 3/8 center (7mm x 120mm)	10	8.75

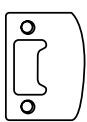
• Spindles must be ordered in multiples of 10

Strikes

Lead Time 3 days



733-



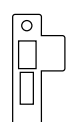
774-




744-



774B-



774F-



774G-

Product No.	Description	Standard Pack Qty	Sugg. List
733-03-11	Bit Key Lock Strike	1	3.75
744-03-11	Bit Key Lock Strike (ILCO 215)	10	3.40
774-03-11	Tubular and Cylindrical Strike	1	1.45
774B-53-11	Jimmyproof Deadlock Strike	1	4.83
774F-03-11	Mortise Lock Strike	10	16.80
774G-67-40	Night Latch Strike (220 Series)	10	5.15





















Key Cabinets

Lead Time 3 days



Product No.	Description	Standard Pack Qty	Sugg. List
Key Cabinet - 10	Key Cabinet with 10 key capacity	1	39.60
Key Cabinet - 30	Key Cabinet with 30 key capacity	1	51.90
PBL Key Cabinet - 120	Key Cabinet with 120 key capacity with SIMPLEX® Push button lock	1	295.15
Key Tags 1 - 10	Key Tags numbered 1-10	10	6.45
Key Tags 11 - 30	Key Tags numbered 11-30	20	8.90
Key Tags 31 - 60	Key Tags numbered 31-60	30	13.35
Key Tags 61 - 120	Key Tags numbered 61-120	60	26.70
Key Tags 121 - 200	Key Tags numbered 121-200	80	35.60
	Red Tags are for use with standard tag to convert single key cabinets into double key cabinets		
Red Key Tags 1 - 10	Red Key Tags numbered 1-10	10	6.45
Red Key Tags 11 - 30	Red Key Tags numbered 11-30	20	8.90
Red Key Tags 31 - 60	Red Key Tags numbered 31-60	30	13.35
Red Key Tags 61 - 120	Red Key Tags numbered 61-120	60	26.70
Red Key Tags 121-200	Red KeyTags numbered 121-200	80	35.60
Key Tags - Blank	Blank Key Tags	30	9.65
Red Key Tags - Blank	Red Blank Key Tags	30	9.65
Key Snap Hooks	Key Snap Hooks	100	13.60

Replacement Keys for Cylinders

KEYWAY	ORDER CODE	ILCO	5 PIN ILCO E-Z®	LOOK-ALIKE®	ILCO	6 PIN ILCO E-Z®	LOOK-ALIKE®
 Arrow	AA	1179	AR1	K2-A	1179A	AR4	K7
 Composite	NA	R1064E	NA25	4295	This keyway accepts and can be pinned to Kwikset & Weiser E/Falcon 1st pin @ .246"		
 Composite	NB	1014C	HR1	—	This keyway accepts and can be repinned to Dexter, Falcon G, Harloc SE-1, Lori L200, Sargent S & U, and Weslock 1st pin @ .216"		
 Corbin 60 Corbin 67 Corbin 77	CA CB CC	1001EH 1001EN R1001EN	CO87 CO7 SK1	Z1-60-5 — —	A1001EH 1001EG R1001EG	CO88 CO36 CO62	Z1-60-6 — —
 Corbin/Ruswin L4 Corbin 59	CE CD	1011-L4 1001AH	— —	— —	A1011-L4 A1001AH	RU101 CO91	— Z1-59A1-6
 Dexter 67	XE	D1054K	DE6	67-DEXTER	D1054KA	DE8	—
 Dominion 1054F Dominion 1054F	DA DB	(Round Head) (Large Head)		S54F DO5	— —	— —	— DO6
 Ilco X1054K	UA	X1054K	IN3	—	—	—	—
 Kwikset 1176	KS	1176	KW1	1063KW	A1176	KW5	—
 Lockwood 1004	LA	1004	L1	B308	1004A	—	B310
 Lori L100, Harloc 700 Eagle 11929	UB	X1014F	EA27	HARLOC	—	—	—
 Lori Locksmith 80 Loricentric 90	UE UD	5 pin only order 80 —	<u>Loricentric</u> —	— —	— —	— 6 pin only order 90 <u>Loricentric</u>	— —
 Ruswin D1 Ruswin 981R Ruswin 981-852	RB RA RC	1011D1 N1011P N1011P	RU45 RU52 RU52	5D1R 5981R 5981R	A1011D1 A1011P A1011P	RU46 RU16 RU16	6D1R — —
 Sargent LA-LC Sargent RA-RC	GB GC	1007LA 1007RA	S22½ —	275LA —	01007LA 01007RA	S22 —	6275LA —
 Sargent LA	GA	1007LA	S22½	275LA	01007LA	S22	6275LA
 Schlage C Schlage E Schlage F Schlage C-K	SC SE SF SX	1145 1145E 1145F Accepts all Schlage keys C through L	SC1 SC8 SC7 —	100-C 100-E — —	1145A A1145E A1145F	SC4 SC9 SC10	101-C 101-E 101-F
 Segal 9	FA	1022	SE1	K9-Segal	1022AB	—	—
 Weiser E/Falcon Weiser 1555	WA WE	1054WB N1054WB	WR3 WR5	1555 P1555	A1054WB —	WR4 —	— —
 Yale 8 (999)	YA	999	Y1	8-Yale	999A	Y2	—
 Yale GA	YG	999GA	—	—	998GA	Y78	—

* Supply keying information on combined cylinders. See page 7 for keying codes

Kaba Ilco Corp.
400 Jeffreys Road · Rocky Mount, NC 27804
Phone 800.334.1381 · Fax 252.446.4702
www.kaba-ilco.com

Form No. 310/0114