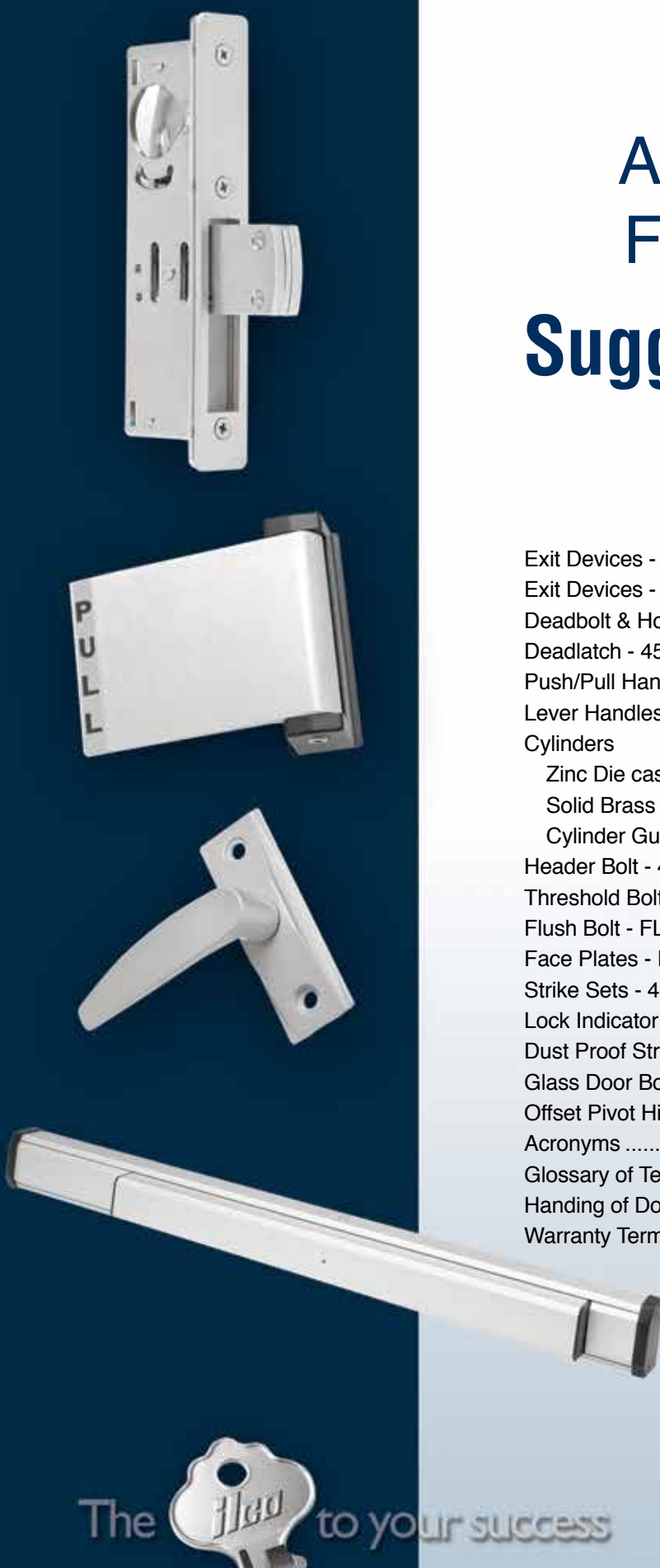


# Aluminum Store Front Hardware Suggested List Price

January 13, 2014



Exit Devices - 120 Series - Mechanical and Electrified .....	2
Exit Devices - 120 Series - Accessories and Parts.....	3
Deadbolt & Hookbolt - 185 Series .....	4
Deadlatch - 451 Series .....	5
Push/Pull Handle - 459 Series .....	6
Lever Handles - 456 Series .....	6
Cylinders	
Zinc Die cast.....	7
Solid Brass .....	7
Cylinder Guard .....	7
Header Bolt - 4016/4085 Series.....	8
Threshold Bolt - 4015 Series .....	8
Flush Bolt - FLB Series .....	8
Face Plates - FB Series .....	9
Strike Sets - 4501/4502 Series .....	9
Lock Indicator - 408 Series .....	10
Dust Proof Strikes .....	10
Glass Door Bottom Rail Locks .....	10
Offset Pivot Hinges .....	10-11
Acronyms .....	11
Glossary of Terms .....	11
Handing of Doors .....	12
Warranty Terms and Conditions.....	12



## Exit Devices - 120 Series - Mechanical and Electrified



Model Number	Description	Sugg. List
128-3	Concealed Vertical Rod – 3' (91.44 cm)	338.00
128CD-3	w/ Cylinder Dogging	452.00
128EL-3	Electrified	993.00
128-4	Concealed Vertical Rod – 4' (121.92 cm)	359.00
128CD-4	w/ Cylinder Dogging	452.00
128EL-4	Electrified	993.00
129-3	Rim 3' (91.44 cm) "S" and "C" strikes included	331.00
129CD-3	w/ Cylinder Dogging "S" and "C" strikes included	421.00
129EL-3	Electrified	784.00
129RX-4	w/REX switch	507.00
129-4	Rim 4' (121.92 cm) S Strike "S" and "C" strikes included	348.00
129CD-4	w/ Cylinder Dogging "S" and "C" strikes included	421.00
129EL-4	Electrified "S" and "C" strikes included	784.00
129RX-4	w/REX switch	507.00



128 Series-



129 Series-

### How To Order Example

**1 2 8** **LR** - **3** - **6 2 8**  
A B C D

**A** Exit Device Series      128 = Concealed Vertical Rod      129 = Rim

Add a "CD" following series number for cylinder dogging. Example – 128CDLR-3-628 (CVR Exit Device, Left Hand Reverse Bevel, 3' door width with Aluminum finish)  
 Add "EL" following series number for electrified exit device. Example – 128ELLR-3-628 (CVR Exit Device, Left Hand Reverse Bevel, 3' door width with Aluminum finish)

**B** Handing      LR = Left Hand Reverse Bevel (LHRB)  
 RR = Right Hand Reverse Bevel (RHRB)  
 Rim = Exit Devices are Non-Handed

**C** Door Opening Width      3 = 36" (91.44 cm) 36" can be cut to 30"  
 4 = 48" (121.92 cm) 48" can be cut to 30"

**D** Finish      628 = Aluminum  
 313 = Dark Bronze  
 313/CP = Dark Bronze with Champagne Push Bar

Packaging      1 each, 6 per master carton  
 Electrified Devices - 4 per master carton



## Exit Devices - 120 Series - Accessories and Parts

Model Number	Description	Sugg. List
PS-1-00	Power Supply PS1 for 2 devices	447.78
IPM-2	Interphase Power Module	899.00
CVR-320-394	CVR Top & Bottom Bolt Guides (Set)	53.00
RCA-245	Rod and Case Assembly	107.00
99CVR-HA-L	CVR Head Assembly (LHRB)	92.00
99CVR-HA-R	CVR Head Assembly (RHRB)	92.00
99RIM-HA	RIM Head Assembly	84.00
99-FP-AL	Filler plate – Clear finish	44.50
99-FP-DU	Filler plate –Dark Bronze finish	44.50
EC-267	End Cap Package - Rim	54.50
EC-269	End Cap Package - CVR	54.50
DA-267	Dogging Assembly	42.50
99-DK	Dogging Keys (Package of 20)	8.00
S-2501	"S" Strike	52.00
C-2436	"C" Strike	39.50
CVR-1084-AL	CVR Strike Package – Clear finish	17.50
CVR-1084-DU	CVR Strike Package - Dark Bronze finish	17.50
TRE-1347	Top Rod Extender - 12" (30.48 cm)	44.00
TRE-1348	Top Rod Extender - 24" (60.96 cm)	44.00
CMP628	Cylinder mounting pad - Silver finish	28.50
CMP313	Cylinder mounting pad - Dark bronze finish	28.50
TR-LR-CVR-313	Trim LH CVR - Bronze finish	229.50
TR-LR-CVR-628	Trim LH CVR - Clear finish	229.50
TR-LR-RIM-313	Trim LH Rim - Bronze finish	229.50
TR-LR-RIM-628	Trim LH Rim - Clear finish	229.50
TR-RR-CVR-313	Trim RH CVR - Bronze finish	229.50
TR-RR-CVR-628	Trim RH CVR - Clear finish	229.50
TR-RR-RIM-313	Trim RH Rim - Bronze finish	229.50
TR-RR-RIM-628	Trim RH Rim - Clear finish	229.50
62030	Push Bar - Clear finish (No Dogging Hole)	153.00
62040	Push Bar - Dark Bronze finish (No Dogging Hole)	153.00
30-824-628	Trip Bracket - Clear finish	16.60
30-824-313	Trip Bracket - Dark Bronze	16.60



PS100



CVR-320-394




99CVR-HA-R



99RIM-HA



DA-267



S-2501



C-2436



CVR-1084-AL



TRE-1347



CMP628



99CVR-HA-R



RCA-245



## Deadbolt and Hookbolt -185 Series



185

HB185

Model Number	Description	Sugg. List
185	Steel Deadbolts and Hookbolts – Packaged with Faceplate, All Backsets	19.60
	Steel Deadbolts and Hookbolts with 2 Faceplates	22.27
	Steel Deadbolts and Hookbolts with Radius Weatherstrip Faceplate	20.20
185-IP	Deadbolts and Hookbolts - Individually packaged without Faceplate	16.93
185-SS	Stainless Steel Deadbolts and Hookbolts -Packaged with Faceplate, All Backsets	34.44
	Stainless Steel Deadbolts and Hookbolts with 2 Faceplates	37.11
	Stainless Steel Deadbolts and Hookbolts with radius Weatherstrip Faceplate	35.04
185-SS-IP	Deadbolts and Hookbolts– Individually packaged without Faceplate	32.10
185ST-IP	1½" Backset Individually packaged Short Throw	16.93
HB185SSN-4-IP	1½" Backset Individually packaged	23.30

*If ordering with 2 faceplates (of the same type), add \$2.40 to the price of the set. For 2 weatherstrip face plates (of the same type) add \$4.00.*

### How To Order Example

**185 - F - 2NH - 628**  
A    B    C D    E

<b>A</b>	Lock Series	185=Deadbolt Style HB185=Hook Bolt Style
		Add 628/313 following handing for 2 faceplates Example: 185SS-F-2NH-628/313 Add SS following series number for Stainless Steel Bolt Example: 185SS-F-2NH-628 Add IP following backset designation for Individually Packaged Items Less Faceplate. Example: 185-SS-2-IP (Stainless steel bolt, 31/32" (24.61mm) backset)
<b>B</b>	Faceplate	F=Flat                      R=Radius B=Bevel                    RW- Radius w/Weather Strip
<b>C</b>	Backset	2=31/32" (24.61mm) 3=1 1/8" (28.58mm) 4=1 1/2" (38.1mm)
<b>D</b>	Handing	LH=Left Hand/Right Hand Reverse RH=Right Hand/Left Hand Reverse NH=Non-Handed (flat or radius faceplate)
<b>E</b>	Finish	628=Aluminum 313=Dark Bronze 335=Black 628/313=Both Faceplates included of the same type
	Packaging	1 set per box, 20 per master carton



# Deadlatch - 451 Series



451

Model Number	Description	Sugg. List
451	Deadlatch - Packaged with Faceplate and Strike, all Backsets	30.67
	Deadlatch with Radius Weatherstrip Faceplate and Strike	31.27
	Deadlatch with 2 Faceplates and Strike	33.33
451-X-XH-XXX	Deadlatch with Faceplate	22.93
451-X-XH-XXX/XXX	Deadlatch with 2 Faceplates	25.60
451-IP	Deadlatch - Individually Packaged w/o Faceplates and Strike	20.27

*If ordering with 2 faceplates (of the same type), add \$2.40 to the price of the set. For 2 weatherstrip face plates (of the same type) add \$4.00.*

**How To Order Example**

**4**
**5**
**1**
-
**F**
-
**2**
**L**
**H**
-
**2**
**0**
**1**
-
**6**
**2**
**8**

**A** Lock Series    Add 628/313 following strike shape for 2 faceplates Example: 451-F-2LH-201-628/313  
 Add IP following handing designation for Individually packaged items without faceplate and strike,  
 Example: 451-2LH-IP (Left hand 31/32" (24.61 mm) backset deadlatch)

**B** Faceplate    F = Flat                                  R = Radius  
                     B = Bevel                              RW = Radius w/Weather Strip

**C** Backset        2 = 31/32" (24.61 mm)  
                     3 = 1 1/8" (28.58 mm)  
                     4 = 1 1/2" (38.1 mm)

**D** Handing        LH = Left Hand/Right Hand Reverse  
                     RH = Right Hand/Left Hand Reverse

**E** Strike Size    1 = 4.63 (117.6 mm)  
                     2 = 2.63 (66.8 mm)


**F** Strike Shape/  
 Lip Length    01 = Flat Standard Jamb  
                     02 = Radius/Standard Stile  
                     17 = Flat/Center hung 4.0" (101.6 mm) Jamb  
                     21 = Flat/Center hung 4.5" (114.3 mm) Jamb

**G** Finish            628 = Aluminum  
                     313 = Dark Bronze  
                     335 = Black  
                     628/313 = Both Faceplates included of the same type

Packaging        1 set per box, 20 per master carton



## Push/Pull Handle - 459 Series



459

Model Number	Description	Sugg. List
459	Paddle Operator - Includes escutcheon and cam plug	42.67

**How To Order Example**     459 - 02 - 00 - 313

A    
 B    
 C    
 D

**A** Paddle Series

**B** Operation     01 = Pull to Left     02 = Push to Left  
 03 = Pull to Right     04 = Push to Right

**C** Door Thickness 00 = 1 3/4" (44.45 mm)

**D** Finish     628 = Aluminum  
 313 = Dark Bronze  
 335 = Black

Packaging     1 set per box, 20 per master carton

## Lever Handles - 456 Series



456-S



456-RE

Model Number	Description	Sugg. List
456-S	Lever Handle Set - Includes Cam Plug	20.80
456-RE	Euro Style Return End - Includes Cam Plug	22.13

**How To Order Example**     456 - S - LH - 01 - DU

A    
 B    
 C    
 D    
 E

**A** Lever Series

**B** Lever Style     S = Straight  
 RE = Euro Return

**C** Handing     LH = Left Hand/Right Hand Reverse  
 RH = Right Hand/Left Hand Reverse

**D** Door Thickness 01 = 1 3/4" (44.45 mm) to 2" (50.8 mm)

**E** Painted Finish     AL = Aluminum (matches 628)  
 DU = Durototic-Dark Bronze (matches 313)

Packaging     1 set per box, 50 per master carton



## Cylinders

### Zinc Die cast



MKC



MTC



MDC

- 1" (25.4 mm) Schlage C Keyway, AR Cam, Keyed Different, Trim Ring included

Model Number	Description	Sugg. List
MKC-KD-AL	Keyed Different - Clear Aluminum	6.40
MKC-KD-DU	Keyed Different - Dark Bronze	6.40
MKC-KA2-AL	Keyed in Pairs - Clear Aluminum	12.80
MKC-KA2-DU	Keyed in Pairs - Dark Bronze	12.80
MTC-AL	Turn Knob - Clear Aluminum	7.50
MTC-DU	Turn Knob - Dark Bronze	7.50
MDC-AL	Dummy - Clear Aluminum	6.90
MDC-DU	Dummy - Dark Bronze	6.90

Packaging: 1 per box, 100 per master carton

### Solid Brass



7165



7161



7160DC

- 1" (25.4 mm) Schlage C Keyway, AR Cam, Keyed Different, Keyed in Pairs

Model Number	Description	Sugg. List
7165SC 2-28-KD	Keyed Different - Clear Aluminum	12.55
7165SC 2-10B-KD	Keyed Different - Oil Rubbed Bronze	12.55
7165SC 2-28-KA2	Keyed in Pairs - Clear Aluminum	25.10
7165SC 2-10B-KA2	Keyed in Pairs - Oil Rubbed Bronze	25.10
7161TK2-28	Turn Knob - Clear Aluminum	12.45
7161TK2-10B	Turn Knob - Oil Rubbed Bronze	12.45
7160DC-28	Dummy - Clear Aluminum	7.60
7160DC-10B	Dummy - Oil Rubbed Bronze	7.60

For more cylinder options please refer to Security Hardware Price List, Page 6-12  
 Brass cylinder prices are subject to current established discounts

### Cylinder Guard - 404 Series



CL-404

Model Number	Description	Sugg. List
CL-404-AL	Cylinder Guard - Aluminum	8.00
CL-404-DU	Cylinder Guard - Dark Bronze	8.00

Packaging: 1 per polybag, 100 per master carton

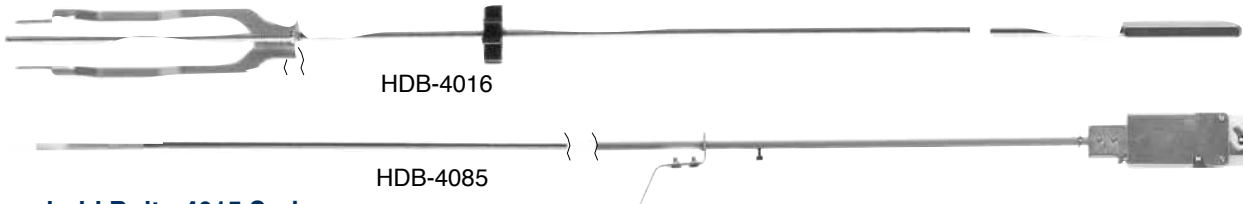


## Header Bolts - 4016/4085 Series

For use with Deadbolts and Hookbolts with 2 slots on each side of lock case

Model Number	Description	Sugg. List
HDB-4016- <sup>31</sup> / <sub>32</sub>	Header Bolt - <sup>31</sup> / <sub>32</sub> " (24.61 mm) Backset	32.00
HDB-4016-1 <sup>1</sup> / <sub>8</sub>	Header Bolt - 1 <sup>1</sup> / <sub>8</sub> " (28.58 mm) Backset	32.00
HDB-4016-1 <sup>1</sup> / <sub>2</sub>	Header Bolt - 1 <sup>1</sup> / <sub>2</sub> " (38.1mm) Backset	32.00
HDB-4085	Header Bolt – Cylinder Height 30" - 50" (762 mm -1352 mm)	30.13
HDB-4085-1	Header Bolt – Cylinder Height 55" - 78" (1397 mm - 1981.2 mm)	30.13
HDB-4085-2	Header Bolt – Cylinder Height 79" - 92" (2006.6 mm - 2336.8 mm)	30.13

Packaging: 1 per polybag, 25 per inner carton, 50 per master carton



## Threshold Bolt - 4015 Series

For use with Deadbolts and Hookbolts

Model Number	Description	Sugg. List
THB-4015	Threshold Bolt - For cylinder height up to 53 7/16" (1357.31 mm) and as low as 34" (863.6 mm)	21.39

Packaging: 1 per polybag, 25 per inner carton, 50 per master carton



## Flush Bolts - FLB Series

Model Number	Description	Sugg. List
FLB	12" Rods w/Guide	7.33
	16" Rods w/o Guide	7.33
	Guide Pack w/Fasteners	1.00



FLB-58-19-AL

**How To Order Example**

**FLB - 58 - 18 - AL**

**A**      **B**      **C**      **D**

**A** Series

**B** Throw      58 = 5/8" (1489.08 mm)  
78 = 7/8" (2003.43 mm)


**C** Offset      316 = 3/16" (24.61 mm)  
18 = 1/8" (28.58 mm)  
14 = 1/4" (6.35 mm)

**D** Finish      AL = Aluminum  
DU = Dark Bronze

Packaging 1 per box, 20 sets per inner carton, 100 per master carton.



## Face Plates - FP Series



Deadlatch Faceplate

Deadbolt Faceplate

Model Number	Description	Sugg. List
FP Series	All Faceplates - Flat, Radius, LH and RH Bevel	2.67
	All Faceplates - radius w/ weatherstrip	3.07
	ANSI Sized for HB185SN	4.24

### How To Order Example

**FP - DB - F - NH - 628**

**A**      **B**      **C**      **D**      **E**

#### A Series

**B** Style      DB = Deadbolt  
 HB = Hookbolt  
 D = Deadlatch

**C**      F = Flat  
 B = Bevel  
 R = Radius  
 RW = Radius with Weatherstrip

**D** Handing      LH = Left Handed      RH = Right Handed      NH = Non-Handed

**E** Anodized Finish      628 = Aluminum  
 313 = Dark Bronze  
 335 = Black

Packaging      1 per polybag, 200 per master carton

## Strike Sets - 4501/4502 Series



4501-01

4502-01

4502-17

Model Number	Description	Sugg. List
4501-01	Long Strike for retrofit of in frames prepped for deadbolt strike complete with dust box	7.73
4501-01-DU	Same as 4501-01 except Dark Bronze color	7.73
4501-02	Same as 4501-01 except with Radius strike plate	7.73
4501-02 DU	Same as 4501-02 except Dark Bronze color	7.73
4502-01	Short strike for new deadlatch installation complete with dust box	7.73
4502-01-DU	Same as 4502-01 except Dark Bronze Color	7.73
4502-02	Same as 4502-01 except with Radius strike plate	7.73
4502-02-DU	Same as 4502-02 except Dark Bronze Color	7.73
4501-17	Long Strike extended lip for center hung doors - 4" frame	8.40
4501-21	Long Strike extended lip for center hung doors - 4.5" frame	8.40
4502-17	Short Strike extended lip for center hung doors - 4" frame	8.40
4502-21	Short Strike extended lip for center hung doors in - 4.5" frame	8.40

Strike sets include dust box and mounting plate  
 Packaging: 1 per polybag, 100 per master carton



## Lock Indicators - 408 Series



LI-408-AL

Model Number	Description	Sugg. List
LI-408-AL	Lock Indicator Set* - Aluminum	18.67
LI-408-DU	Lock Indicator Set* - Dark Bronze	18.67
22-HS-DBH Header Sign	Header Sign (only) "... During Business Hours"	4.55
22-HS-BIO Header Sign	Header Sign (only) "... Building is Occupied"	4.55

Packaging: 1 per box, 50 per master carton

\*Includes: Both Signs - (THIS DOOR TO REMAIN UNLOCKED DURING BUSINESS HOURS) and (THIS DOOR TO REMAIN UNLOCKED WHEN THE BUILDING IS OCCUPIED)

For 1 3/4" (44.45 mm) doors

## Dust Proof Strikes (Lockable)



DPS-

Model Number	Description	Sugg. List
DPS-313	Dust Proof Strike 313 Finish	17.33
DPS-26D	Dust Proof Strike 26D Finish	17.33
DPS-BLK	Dust Proof Strike Black Finish	17.33
DPS-US3	Dust Proof Strike US3 Finish	17.33
DPS-32	Dust Proof Strike 32 Finish	17.33
DPS-US32D	Dust Proof Strike 32D Finish	17.33
DPS-US4	Dust Proof Strike US4 Finish	17.33
DPS-628	Dust Proof Strike 628 Finish	17.33

Packaging: 1 each, 100 per master carton

## Glass Door Bottom Rail Locks - BR Series



BLR-

Model Number	Description	Sugg. List
BRL-03	Bottom Rail Lock - 1 1/16" Height	32.00

Packaging: 1 each, 25 per master carton

\* Other sizes coming in 2014.

## Offset Pivot Hinges



IL-OP-12-



IL-OP-10-



IL-OP-14-



IL-OP-15-

Model Number	Description	Sugg. List
IL-OP-12-RH-AL SETS	1/8" Recessed Armalite Pivot Sets - RH - Clear	\$15.89
IL-OP-12-LH-AL SETS	1/8" Recessed Armalite Pivot Sets - LH - Clear	\$15.89
IL-OP-12-RH-DU SETS	1/8" Recessed Armalite Pivot Sets - RH - Dark Bronze	\$15.89
IL-OP-12-LH-DU SETS	1/8" Recessed Armalite Pivot Sets - LH - Dark Bronze	\$15.89
IL-OP-12 SCREW PACK-AL	Screw Pack - AL	\$1.15
IL-OP-12 SCREW PACK-DU	Screw Pack - DU	\$1.15
IL-OP-10-LH-AL SETS	Flush Arch/Vistawall Pivot Set - LH Clear	\$17.07
IL-OP-10-LH-DU SETS	Flush Arch/Vistawall Pivot Set - LH Dark Bronze	\$17.07
IL-OP-10-RH-AL SETS	Flush Arch/Vistawall Pivot Set - RH Clear	\$17.07
IL-OP-10-RH-DU SETS	Flush Arch/Vistawall Pivot Set RH Dark Bronze	\$17.07
IL-OP-10-LH-AL-18 SETS	1/8" Recessed Arch/Vistawall Pivot Set - LH Clear	\$17.07
IL-OP-10-LH-DU-18 SETS	1/8" Recessed Arch/Vistawall Pivot Set - LH Dark Bronze	\$17.07
IL-OP-10-RH-AL-18 SETS	1/8" Recessed Arch/Vistawall Pivot Set - RH Clear	\$17.07
IL-OP-10-RH-DU-18 SETS	1/8" Recessed Arch/Vistawall Pivot Set RH Dark Bronze	\$17.07
IL-OP-10 SCREW PACK-AL	Screw Pack - AL	\$1.15
IL-OP-10 SCREW PACK-DU	Screw Pack - DU	\$1.15
IL-OP-14-LH-AL SETS	Flush US Aluminum Pivot Set - LH Clear	\$17.33
IL-OP-14-LH-DU SETS	Flush US Aluminum Pivot Set - LH Dark Bronze	\$17.33
IL-OP-14-RH-AL SETS	Flush US Aluminum Pivot Set - RH Clear	\$17.33
IL-OP-14-LH-DU SETS	Flush US Aluminum Pivot Set RH Dark Bronze	\$17.33
IL-OP-14 SCREW PACK-AL	Screw Pack - AL	\$1.15
IL-OP-14 SCREW PACK-DU	Screw Pack - DU	\$1.15
IL-OP-15-LH-AL SETS	Pittco Pivot Set - LH Clear	\$17.33
IL-OP-15-LH-DU SETS	Pittco Pivot Set - LH Dark Bronze	\$17.33
IL-OP-15-RH-AL SETS	Pittco Pivot Set - RH Clear	\$17.33
IL-OP-15-RH-DU SETS	Pittco Pivot Set RH Dark Bronze	\$17.33
IL-OP-15 SCREW PACK-AL	Screw Pack - AL	\$1.15
IL-OP-15 SCREW PACK-DU	Screw Pack - DU	\$1.15



## Offset Pivot Hinges (con't)



Model Number	Description	Sugg. List
IL-OP-18-AL TOP PIVOT SET	1/8" Recessed Kawneer Top Pivot Set Clear	\$11.73
IL-OP-18-DU TOP PIVOT SET	1/8" Recessed Kawneer Top Pivot Set Dark Bronze	\$11.73
IL-OP-18-LH-AL BOTTOM SET	1/8" Recessed Kawneer Bottom Pivot Set Clear - LH	\$19.44
IL-OP-18-LH-DU BOTTOM SET	1/8" Recessed Kawneer Bottom Pivot Set Dark Bronze - LH	\$19.44
IL-OP-18-RH-AL BOTTOM SET	1/8" Recessed Kawneer Bottom Pivot Set Clear- RH	\$19.44
IL-OP-18-RH-DU BOTTOM SET	1/8" Recessed Kawneer Bottom Pivot Set Dark Bronze- RH	\$19.44
IL-OP-18 SCREW PACK-AL	Screw Pack - AL	\$1.60
IL-OP-18 SCREW PACK-DU	Screw Pack - DU	\$1.60
IL-OP-13-LH-AL SETS	1/8" Recessed YKK Pivot Set - LH Clear	\$26.37
IL-OP-13-LH-DU SETS	1/8" Recessed YKK Pivot Set - LH Dark Bronze	\$26.37
IL-OP-13-RH-AL SETS	1/8" Recessed YKK Pivot Set - RH Clear	\$26.37
IL-OP-13-LH-DU SETS	1/8" Recessed YKK Pivot Set RH Dark Bronze	\$26.37
IL-OP-13 SCREW PACK-AL	Screw Pack - AL	\$1.50
IL-OP-13 SCREW PACK-DU	Screw Pack - DU	\$1.50

Packaging: 1 each, 50 per master carton; YKK sets - 25 per master carton

## Acronyms

<b>AL</b> Aluminum Finish, matches 628	<b>ELR</b> Electric Latch Retraction	<b>LH</b> Left Hand / Right Hand Reverse Bevel
<b>CD</b> Cylinder Dogging	<b>FLB</b> Flush bolt	<b>LI</b> Lock Indicators
<b>CL</b> Cylinder Guards	<b>FP</b> Faceplate	<b>NH</b> Non Handed
<b>CP</b> Champagne Push Bar	<b>HDB</b> Header Bolt	<b>RH</b> Right Hand / Left Hand Reverse Bevel
<b>CVR</b> Concealed Vertical Rod	<b>KA</b> Keyed Alike	<b>RW</b> Radius Faceplate with Weather Strip
<b>DU</b> Durototic, matches 313	<b>KD</b> Keyed Different	<b>SS</b> Stainless Steel Bolt
<b>EL</b> Electrified Exit Device or	<b>IP</b> Individually Packaged	<b>THB</b> Threshold Bolt

## Glossary of Terms

**Backset:** On a lock or latch, backset is the distance from the edge of the door to the center of the through hole.

**Cam:** The part of a lock or cylinder that activates the bolt or latch as the key or thumb turn is turned.

**Deadbolt:** A lock bolt, usually rectangular, that must be manually operated by a key or thumb turn.

**Deadlatch:** Deadlatch is an auxiliary mechanism on a latchbolt that prevents the latchbolt from retracting when engaged in the strike.

**Dogging:** As used in exit devices, a mechanism that retains the latchbolt(s) in a retracted position, thus permitting push/pull operation of the door.

**Electrified Latch Retraction:** A remote unlocking ability on exit devices. Allows for remote keyless access control in high traffic areas such as hospitals, airports, schools or churches

**Escutcheon:** An ornamental or protective plate that is fixed to the door and slips over the cylinder, thumbturn or handle.

**Exit Device:** A locking device installed horizontally on an exit door to release the latch when the push bar is pushed. Also known as panic hardware.

**Flush Bolt:** A flush bolt is a bolt which is mortised into the edge of a door at the top and/or bottom and is typically used to hold the passive door, of a set of double doors, closed.

**Hand:** This refers to the direction of opening a door (See "Handing of Doors")

**Jamb:** The inside vertical face of a doorway.

**Latchbolt:** A bevel-headed spring bolt that holds a door closed, and is usually operated by a knob or a lever handle.

**Lever Handle:** A turn device in the shape of an "L" used on deadlatches as an alternative to a knob for ease of use.

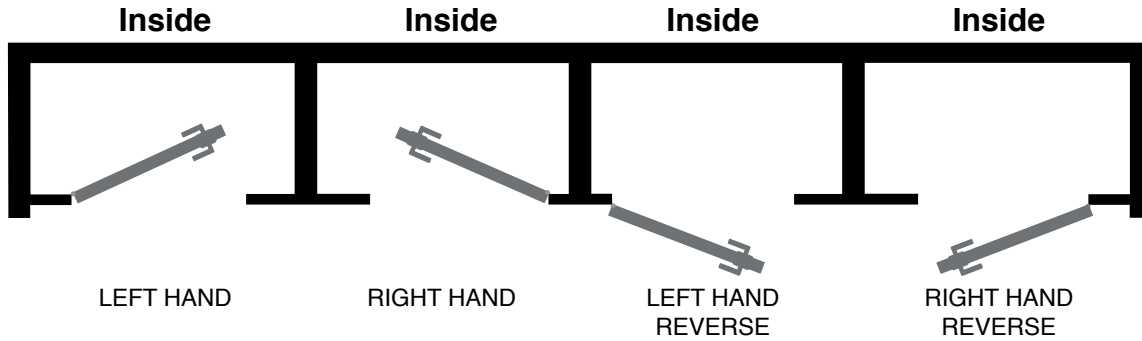
**Solenoid:** An electrically energized coil of insulated wire which produces a magnetic field within the coil. The magnetic field produced by the coil is used to magnetize and thus attract a plunger to a position within the coil. The same motion used to retract the latch on an exit device.

**Strike Plate:** The plate with cutouts that is attached to the door jamb into which the latch and dead bolt are trapped to lock a door.



## Handing of Doors

Some locks also required you to specify door handing. To determine handing, face the door from the exterior (access) side and select the corresponding diagram below.



## Kaba Ilco Corp. Warranty Terms and Conditions

This limited warranty applies to storefront hardware and exit devices, purchased new from Kaba Ilco Corp. hereinafter referred to as "Kaba Ilco" or reseller by the original end user purchaser on the original site of installation for normal use and not for resale. Kaba Ilco warrants that a covered product is free from defects in material and workmanship subject to the terms and conditions set out below.

Kaba Ilco offers a limited 5 year warranty on all storefront hardware bearing the following item numbers 185 series deadbolts, 451 series deadlatches, FP series faceplates, 4501/4502 series strike sets, 459 series paddle handles, 456 series lever handles, 404 series cylinder guards, 408 series lock indicators, 4015 series threshold bolts, 4016 and 4085 series header bolts and FLB series flush bolts against defects in material and workmanship. We will, at our discretion, repair or replace free of charge, including shipping charges back to you, any product found to be defective and subject to this warranty, provided it is delivered pre-paid to Kaba Ilco. You are responsible for the cost of removal and reinstallation. To assure your return is properly handled, contact Kaba Ilco customer service prior to sending us any product. This warranty does not apply to any defects or malfunctions resulting from improper installation, improper use or normal wear and tear.

Kaba Ilco offers a limited 2 YEAR WARRANTY on all exit devices and accessories bearing the following item numbers 128 Series CVR and 129 Series Rim exit devices against defects in material and workmanship. We will, at our discretion, repair or replace free of charge, including shipping charges back to you, any product found to be defective and subject to this warranty, provided it is delivered pre-paid

to Kaba Ilco. You are responsible for the cost of removal and reinstallation. To assure your return is properly handled, contact Kaba Ilco customer service prior to sending us any product. This warranty does not apply to any defects or malfunctions resulting from improper installation, improper use or normal wear and tear.

This warranty is expressly given and accepted in lieu of any and all other warranties, expressed or implied, including without limitation any warranty of merchantability or fitness for a particular purpose. To the extent that they cannot be disclaimed, the implied warranties are limited in duration to the life of the express warranty. Incidental and consequential damages are excluded from coverage under this warranty.

Some states/jurisdictions do not allow for the disclaimers, limitations and exclusions identified above; as a result, they may not apply to you. This warranty gives you specific rights, and you may also have other legal rights which may vary from state to state, or from one jurisdiction to another.

No distributor, dealer, sales representative nor any other person has been authorized to make any affirmation, representation or warranty regarding the product, other than those contained in this limited warranty, and if made, shall not be enforceable against Kaba Ilco. Kaba Ilco reserves the right to modify this warranty at any time, it being understood that such modification will not alter the warranty conditions applicable to the products sold while this warranty is in effect.

**Kaba Ilco Corp.**  
400 Jeffreys Road • Rocky Mount, NC 27804  
Phone 800.334.1381 • Fax 252.446.4702  
[www.kaba-ilco.com](http://www.kaba-ilco.com)

Form No. 3099/0114