

7/26/2013

REPLACEMENT AND SPARE PARTS FOR ROOF HATCHES			30x36		54x30		96x30		36x36		48x48	
			RHA-1	RHG-1	RHA-2	RHG-2	RHA-3	RHG-3	RHA-4	RHG-4	RHA-5	RHG-5
Part #	GEN	DESCRIPTION		QTY	QTY	QTY	QTY	QTY	QTY	QTY	QTY	QTY
RHGI-RETRO-A388-1-GH	1	SHOCK RETROFIT KIT FOR GEN 1 Roof Hatch (1) shock & (1) arm bracket w/hardware.	KIT	1	-	1		-	-	1	-	-
RHGI-RETRO-A388-2-GH	1	SHOCK RETROFIT KIT FOR GEN 1 Roof Hatch (2) shocks & (1) arm bracket w/hardware. (Order 1 extra arm bracket for 96x30)	KIT	-	1	-	1	1	-	-	1	1
RHGI-RETRO-A388-3-GH	1	SHOCK RETROFIT KIT FOR GEN 1 Roof Hatch (3) shocks & arm bracket w/hardware.	KIT	Custom Models Only								
RHGI-RETRO-A388-4-GH	1	SHOCK RETROFIT KIT FOR GEN 1 Roof Hatch (4) shocks & (2) arm brackets w/hardware.	KIT	-	-	-	-	-	1	-	-	-
RHGI-RETRO-1-GH	2	SHOCK RETROFIT KIT FOR GEN 2 Roof Hatch (1) shock & (1) arm bracket w/hardware	KIT	1	-	1	-	-	-	1	-	-
RHGI-RETRO-2-GH	2	SHOCK RETROFIT KIT FOR GEN 2 Roof Hatch (2) shocks & (1) arm bracket w/hardware.(Order 1 extra arm bracket for 96x30)	KIT	-	1	-	1	1	-	-	1	1
RHGI-RETRO-3-GH	2	SHOCK RETROFIT KIT FOR GEN 2 Roof Hatch (3) shocks & (1) arm bracket w/hardware	KIT	Custom Models Only								
RHGI-RETRO-4-GH	2	SHOCK RETROFIT KIT FOR GEN 2 Roof Hatch (4) shocks & (2) arm brackets w/hardware	KIT	-	-	-	-	-	1	-	-	-
RHGIZ-B004	3	SHOCK REPLACEMENT KIT FOR GEN 3 Roof Hatch (1) SHOCK W/HARDWARE	KIT	1	-	1	-			1	-	-
RHGIZ-B002	3	SHOCK REPLACEMENT KIT FOR GEN 3 Roof Hatch (2) SHOCKS W/HARDWARE	KIT	-	1	-	1	1	2	-	1	1

See Page 2 for Individual Items and Commonly Purchased Kits

7/26/2013			REPLACEMENT AND SPARE PARTS FOR ROOF HATCHES										
			30x36		54x30		96x30		36x36		48x48		
			RHA1	RHG-1	RHA-2	RHG-2	RHA-3	RHG-3	RHA-4	RHG-4	RHA-5	RHG-5	
Part #	GEN	DESCRIPTION	QTY	QTY	QTY	QTY	QTY	QTY	QTY	QTY	QTY	QTY	
RHGIZ-A003	All	HOLD OPEN ARM KIT W/BRACKETS (note:if GEN 1 or 2 Retrofit Has Been Done,RHG-1049HT Arm Brackets Must Be Used)	KIT	1	1	1	1	2	2	1	1	1	1
RHG-1049HT	1 & 2	LOWER BRACKET FOR HOLD OPEN ARM- RETROFIT MODEL (Use Only if Retrofit Has been Done)	EA	1	1	1	1	2	2	1	1	2	2
RHGIZ-A108	All	HANDLES, INTERIOR & EXTERIOR	KIT	1	1	1	1	1	1	1	1	1	1
RHGIZ-A360	All	GASKET KIT W/HARDWARE RHG-1	KIT	1	1	-	-	-	-	-	-	-	-
RHGIZ-A382	All	LATCH INTERIOR & EXTERIOR KIT W/HARDWARE	KIT	1	1	1	1	1	1	1	1	1	1
RHGIZ-A383	All	EXTERIOR HANDLE KIT W/HARDWARE	KIT	1	1	1	1	1	1	1	1	1	1
RHGIZ-A384	All	PADLOCK HASP KIT, INTERIOR	KIT	1	1	1	1	1	1	1	1	1	1
040003	All	INSIDE DOOR HANDLE	EA	1	1	1	1	1	1	1	1	1	1
0500001	All	GASKET FOR DOOR	FT	13	13	16	16	46	46	14	14	18	18
050003	All	GASKET FOR HANDLE	EA	1	1	1	1	1	1	1	1	1	1
0501	All	LATCH FOR DOOR	EA	1	1	1	1	1	1	1	1	1	1
0502R	All	OUTSIDE HANDLE	EA	1	1	1	1	1	1	1	1	1	1
RHG-1B-7-LHT (Left) or RHG-1B-7-RHT (Right)	3	UPPER CYLINDER BRACKET (select L or R)	EA	1L	1L, 1R	1L	1L, 1R	1L,1R	2R,2L	1L	1L,1R	1L, 1R	2R,2L
0518L-RETRO-GH (Left) or 0518R-RETRO-GH (Right)	1 & 2	UPPER CYLINDER BRACKET FOR GEN 1 AND 2 RETROFIT MODEL (select L or R) (Use if Retrofit Has Already Been Done)	EA	1L	1L, 1R	1L	1L, 1R	1L,1R	2R,2L	1L	1L,1R	1R,1L	2R,2L
0507R	All	RED HANDLE FOR HOLD OPEN ARM	EA	1	1	1	1	2	2	1	1	2	2
0520	All	BRKT LATCH MOUNTING TO DOOR	EA	1	1	1	1	1	1	1	1	1	1
0528	All	BRACKET HINGE INSIDE	PR	1	1	1	1	3	3	1	1	3	2
0529	All	BRACKET HINGE OUTSIDE	PR	1	1	1	1	3	3	1	1	3	2
083	All	CLIPS FOR HOLDING THE DOOR GASKET	EA	8	8	16	16	25	25	8	8	10	10
120001	All	SCREWS FOR UPPER BRACKET SHOCK	EA	3	3	3	3	5	5	3	3	5	5
1220	All	SCREWS FOR ATTACHING THE LATCH	EA	4	4	4	4	4	4	4	4	4	4
12321	All	SCREWS FOR HINGES	EA	4	4	4	4	6	6	4	4	6	4
12341	All	BOLT FOR LOWER BRACKET SHOCK	EA	2	2	2	2	4	4	2	2	4	4
1235	All	NUTS FOR SHOCKS BRACKET	EA	3	3	3	3	5	5	3	3	5	3
1253-4	All	SCREW #8 X 7/8 PHIL FLAT ZINC	EA	2	2	2	2	2	2	2	2	2	2
1240	All	SCREWS BASE LATCH/BRACKET SHOCK/BRACKET SLIDER	EA	14	14	14	14	14	14	14	14	19	14
1241	All	BOLT TO ATTACH THE RED LEVER	EA	1	1	1	1	2	2	1	1	2	1
1243	All	SCREWS FOR INSIDE DOOR HANDLE	EA	2	2	2	2	2	2	2	2	2	2
1245	All	PIN HINGE	EA	2	2	2	2	3	3	2	2	2	2
1281	All	SCREWS FOR GASKET CLIPS	EA	8	8	16	16	25	25	8	8	8	8

NOTE: if GEN 1 OR 2 Hatch has been retrofitted with the new cylinder style, hold-open bracket and cylinder bracket, replacment parts will need to always be the same as the retrofit kit.

REPLACEMENT PARTS FOR ROOF HATCHES

7/20/2010

Item	Part #	DESCRIPTION	BOM DESCRIPTION	UM
1	RHGIZ-A002	TWO SHOCKS W/HARDWARE	ROOF HATCH PARTS FOR RHG	EA
2	RHGIZ-A003	HOLD OPEN ARM W/BRACKETS	ROOF HATCH PARTS FOR RHG	EA
3	RHGIZ-A004	ONE SHOCK W/HARDWARE	ROOF HATCH PARTS FOR RHG	EA
4	RHGIZ-A014	DOOR ASSY, COMPLETE, RHG-1	DOOR ONLY RHGI-1 W/HARDWARE	EA
5	RHGIZ-A108	HANDLES, INTERIOR & EXTERIOR	INSIDE/CENTER/OUTSIDE HANDLES	EA
6	RHGIZ-A117	DOOR ASSY, COMPLETE, RHG-5	DOOR ONLY RHGI-48 X 48 W/HRDWR	EA
7	RHGIZ-A360	GASKET W/HARDWARE RHG-1	ROOF HATCH GASKET ASSY (RHGI-1)	EA
8	RHGIZ-A366	DOOR ASSY, COMPLETE, RHG-4	DOOR ONLY RHGI-36 X 36 W/HRDWR	EA
9	RHGIZ-A382	LATCH INTERIOR & EXTERIOR W/HARDWARE	ROOF HATCH CAB LOCK ASSY LATCH	EA
10	RHGIZ-A383	EXTERIOR HANDLE W/HARDWARE	ROOF HATCH EXTERIOR HANDLE	EA
11	RHGIZ-A384	PADLOCK HASP, INTERIOR	ROOF HATCH PAD LOCK HASP	EA
12	RHGIZ-A388	ONE SHOCK W/HARDWARE, OLD STYLE	ROOF HATCH SHOCK OLD STYLE	EA
13	RHGIZ-A391	DOOR ASSY, COMPLETE, RHG-1 OLD STYLE SHOCKS	DOOR ONLY RHGI-1 W/HRDWRE	EA
14	RHAIZ-A026	DOOR ASSY, COMPLETE, ALUM -5	DOOR ALUMINUM ONLY RHAIZ-4848 W/HDW	EA
15	RHAIZ-A032	DOOR ASSY, COMPLETE, ALUM -2	DOOR ALUMINUM ONLY RHAIZ-5430 W/HDW	EA
16	RHAIZ-A039	DOOR ASSY, COMPLETE, ALUM -1	DOOR ALUMINUM ONLY RHAIZ-3036 W/HDW	EA
17	040003	INSIDE DOOR HANDLE	HANDLE ZN PLTED STL 6-1/2"W/SC	EA
18	0500001	GASKET FOR DOOR	GASKET EPDM RUBBER, X-1921HT	FT
19	050003	GASKET FOR HANDLE	GASKET LATCH PER SP-1204 REV A	EA
20	0501	LATCH FOR DOOR	LATCH ROOF HATCH 55 CAB LOCK	EA
21	0502R	OUTSIDE HANDLE	HNDL ROOF HATCH 72 W/ 3-1/8"	EA
22	0507R	RED HANDLE FOR HOLD OPEN ARM	RED PLASTISOL FOR 3/4" ROUND	EA
23	0520	BRKT LATCH MOUNTING TO DOOR		EA
24	0528	2 PER UNIT, BRACKET HINGE INSIDE	BRKT HINGE 10GA JET INSIDE	EA
25	0529	2 PER UNIT. BRACKET HINGE OUTSIDE	BRKT HINGE 10GA JET OUTSIDE	EA
26	083	CLIPS FOR HOLDING THE DOOR GASKET	GLASS CLIP # 3 1X1-3/16X7/16	EA
27	120001	SCREWS FOR UPPER BRACKET SHOCK	SCREW HEX CAP 5/16-18 X 7/8	EA
28	1220	SCREWS FOR ATTACHING THE LATCH	SCREW 8-18 X 1/2" PHIL PAN TEK	EA
29	12321	SCREWS FOR HINGES	SCREW 3/8-16 X 3/4 HEX HEAD	EA
30	12341	SCREWS FOR LOWER BRACKET SHOCK	SCREW 5/16-18 X 2-1/2 HEX HEAD	EA
31	1235	NUTS FOR SHOCKS BRACKET	NUT 5/16-18 NYLON LOCK NUT ZINC	EA
32	1253-4	SCREW #8 X 7/8 PHIL FLAT ZINC	NUT 3/8-16 NYLON LOCK NUT ZINC	EA
33	1240	SCREWS BASE LATCH/BRACKET SHOCK/BRACKET SLIDER	SCREW TYPE F TAP 5/16-18 X 3/4	EA
34	1241	BOLT TO ATTACH THE RED LEVER	BOLT SHOULDERED 1/2 X 1/2 HEX	EA
35	1243	SCREWS FOR INSIDE DOOR HANDLE	SCREW #10 X 3/4 TYPE A SHEET	EA
36	1245	PIN HINGE	PIN COTTERLESS CLEVIS 3/8 X 4	EA
37	1281	SCREWS FOR GASKET CLIPS	SCREW #6 X 1/2 PHIL PAN TEK	EA

HANDLES & PULLS	
PUS	Standard Zinc Pull
PUF	Futura "Fire" Handle Cast Aluminum
PUFR	Futura "Fire" Handle Red
PUFW	Futura "Fire" Handle White
PRH	ADAC Recessed Pull (can only replace same)
P6	Chrome Pull
LH	Chrome Lever Handle with Cam Action

MISCELLANEOUS	
HPF	Glass Clips & Roller Latch Hardware Pack
LC	Lexan Cam Replacement
GC _____	Glass Clips (show cabinet model #)
50GC _____	Glass Clip Economyline (show material & color)
SL-LC	Lock with Lexan Cam (Saf-T-Lok)
RC or HPS	Roller Catch (Std. On Non-locking Cabinets)
SL-Key	Key for Saf-T-Lok
TSHS	Spanner Tool Head Screwdriver for SM Series
PL	Abus Padlock
PLB	Samson Brass Lock
HCM	Breaker Bar with Magnet & Chain
HC	Breaker Bar with Chain
BH005	Lock for Classic Cabinet
LL-24 KIT	Inside Cabinet Lever Lock Kit (Custom)
CA	Commander Alarm
BA	Brigadier Alarm
SA	Strobe Alarm

Locks for Security Cabinets - Contact CS

TRIM, DOOR & TUBS: 1000, 2000, 3000, 4000, 1800, 8100

Please provide the information below to Customer Service:

Original Model # of Cabinet if Known: _____

If Model # Not Known, Enter Inside Dimensions: _____" W _____" H

TRIM - FOR NON FIRE-RATED CABINETS ONLY

Trim Material Needed: _____ Steel _____ Alum _____ Stainless

Steel Paint Color: _____

Trim Style Needed: _____ 3/8" Flat _____ 1-1/4" _____ 1-1/2" Square
 _____ 20-1/2" _____ 3" Rolled _____ 4" _____ 4-1/2" Rolled _____

DOOR

Door Material Needed: _____ Steel _____ Alum _____ Stainless

Steel Paint Color: _____

Door Style Needed: _____ Full Glass _____ Vertical Duo _____ L24
 _____ Horizontal Duo _____ Solid Door _____ B10

Glazing Needed: _____ Clear Acrylic _____ Bronze Acrylic _____
 _____ Gray Acrylic _____ Wired _____ Tempered _____ Laminated Safety

Pull Type: _____ Standard _____ ADA Recessed _____ SAF-T-LOK

TUB - FOR NON FIRE-RATED CABINETS ONLY

Tub Material: _____ Steel _____ Alum _____ Stainless

Steel Paint Color: _____

GLAZING	
CLEAR VU & RBC BUBBLES	
BCV10F25	Clear Vu 1500 Series & RBC 5500 Series Clear 8-1/2" x 22-1/4"
BCV10F26	Clear Vu 1500 Series & RBC 5500 Series Red 8-1/2" x 22-1/4"
BCV10F27	Clear Vu 1500 Series & RBC 5500 Series Bronze 8-1/2" x 22-1/4"
BCV25F25	Clear Vu 2500 Series & RBC 9500 Series Clear 12" x 28-1/2"
BCV25F26	Clear Vu 2500 Series & RBC 9500 Series Red 12" x 28-1/2"
BCV25F27	Clear Vu 2500 Series & RBC 9500 Series Bronze 12" x 28-1/2"

CANOPY BUBBLES	
B5F25	Clear Bubble for B525
C5F25	Clear Bubble for C525

SMB BUBBLE	
B500	SMB Series

ECONOMYLINE GLAZING	
1122	Clear Acrylic Glazing for 5013 & 5023
1123	Clear Acrylic Glazing for 5113 & 5123
1124	Clear Acrylic Glazing for 5213 & 5223

SM SERIES	
GT64J30	Clear Acrylic for 6473 Model
GT6530	Clear Acrylic for 6573 Model
GT6730	Clear Acrylic for 6773 Model
GTS489660	Clear Acrylic for 6973 Model

CLASSIC SERIES	
1122	Clear Acrylic Glazing for 916 & 912 Models
1123	Clear Acrylic Glazing for 926 and 922 Models
1124	Clear Acrylic Glazing for 936 and 932 Models

DECORLINE SERIES	
11233	Clear Acrylic for 631 Series
1122	Clear Acrylic for 501AN & 502AN Series
1123	Clear Acrylic for 511AN & 512AN Series
1124	Clear Acrylic for 521AN & 522AN Series
1100082	Clear Acrylic for 5017, 5027, 5019, 5029 Series
1100145	Clear Acrylic for 5117, 5127, 5119, 5129 Series

SEE PAGE 2 FOR OTHER CABINET MODELS

**Contact Customer Service at
 800-554-6077 if you have questions
 when ordering these items or if
 your part is not shown**



REPLACEMENT PARTS FOR CABINETS
Note: list above is model specific.
Please select by your product line.


HEADQUARTERS & CUSTOMER SERVICE: 4450 WEST 78TH ST CIRCLE, BLOOMINGTON, MN 55435-5416
PH: 800-554-6077 **FAX:** 952-835-2218 **EMAIL:** SALES@JLINDUSTRIES.COM WWW.ACTIVARCPG.COM
ACPG SOUTHEAST (THOMAS ENTERPRISES): FT MYERS, FL **ACPG WEST COAST (SAMSON PRODUCTS):** COMMERCE, CA
ACPG WAREHOUSES: DALLAS TX, LANCASTER PA, ATLANTA GA, CHICAGO IL, SEATTLE WA 9/16/11

GLAZING	
Please provide the information below to Customer Service:	
If Model # of Cabinet is Known	
Original Model # of Cabinet if Known: _____	
Check Here if Exact Glazing Replacement for Above Cabinet is Needed: ___ Use Chart at Right or Below for Other Glazing Choices ►	
If Model # Not Known or Not Shown at Right - Use Selection Criteria Below	
Enter Inside Dimensions of Cabinet: ___" W ___",	
Door Style of Existing Cabinet: ___ Full Glass ___ Vertical Duo ___ L24 ___ Horizontal Duo ___ Solid Door ___ B10	
Glazing Type: ___ Clear Acrylic ___ Bronze Acrylic ___ ___ Gray Acrylic ___ Wired ___ Tempered ___ Laminated Safety	
Pull on Existing Cabinet: ___ Standard ___ ADA Recessed ___ SAF-T-LOK	

DECALS , DIE CUT LETTERING AND SIGNS
[View Separate Document By Clicking on This Link](#)

Contact Customer Service at 800-554-6077 if you have questions when ordering these items or if your part is not shown



GLAZING	
1000 Series	
G10F20	FULL .090 CLEAR ACRYLIC
G10F20-ADA*	FULL .090 ADA CLEAR ACRYLIC
G10F15	FULL 1/8" BRONZE ACRYLIC
G10F16	FULL 1/8" GRAY ACRYLIC
G10F13	FULL CLEAR WIRE GLASS
G10F17	FULL TEMPERED GLASS
G10F17-ADA*	FULL ADA TEMPERED GLASS
G10F18	FULL SAFETY GLASS
G10F18-ADA*	FULL ADA SAFETY GLASS
G10V10	VERTICAL DUO .090 CLEAR ACRYLIC
G10V13	VERTICAL DUO CLEAR WIRE GLASS
G10V17	VERTICAL DUO TEMPERED GLASS
G10V18	VERTICAL DUO SAFETY GLASS
G10D17	HORIZONTAL DUO TEMPERED GLASS
G10B20	B10 DOOR .090 CLEAR ACRYLIC FOR
2000 Series Except Clear Vu	
G20F10	FULL .090 CLEAR ACRYLIC
G20F10-ADA*	FULL ADA .090 CLEAR ACRYLIC
G20F13	FULL CLEAR WIRE GLASS
G20F17	FULL TEMPERED GLASS
G20F17-ADA*	FULL ADA TEMPERED GLASS
G20V10	VERTICAL DUO .090 CLEAR ACRYLIC
G20V17	VERTICAL DUO TEMPERED GLASS
3000 Series	
G30F10	FULL CLEAR .090 ACRYLIC
G30F13	FULL CLEAR WIRE GLASS
G30V10	VERTICAL DUO CLEAR .090 ACRYLIC
4000 Series	
G40F10	FULL CLEAR .090 ACRYLIC
* If Your Cabinet Has ADA Recessed Pull - Order ADA Glazing	
See Page 1 for More Cabinet Models	

 <p>ACTIVAR INC. Construction Products Group</p> <p><small>www.activarcp.com</small></p>	<p>REPLACEMENT PARTS CABINETS Note: list above is model specific. Please select by your product line.</p>
<p>HEADQUARTERS & CUSTOMER SERVICE: 4450 WEST 78TH ST CIRCLE, BLOOMINGTON, MN 55435-5416 PH: 800-554-6077 FAX: 952-835-2218 EMAIL: SALES@JLINDUSTRIES.COM WWW.ACTIVARCPG.COM ACPG SOUTHEAST (THOMAS ENTERPRISES): FT MYERS, FL ACPG WEST COAST (SAMSON PRODUCTS): COMMERCE, CA ACPG WAREHOUSES: DALLAS TX, LANCASTER PA, ATLANTA GA , CHICAGO IL, SEATTLE WA 9/16/11</p>	

REPLACEMENT PARTS FOR AED AND OXYGEN CABINETS

QTY	HANDLES & PULLS	Part #
	ADAC Recessed Pull	0710
	Standard Zinc Pull	PUS
	Chrome Pull	P6
	US10 Bronze Pull	P7
	US10B Bronze Pull	P8
	Polished Brass Pull	P5
	Chrome Lever Handle with Cam Action	LH
	Roller Catch (Std. On Non-locking Cabinets)	0824 or RC
MISCELLANEOUS HARDWARE		
	Lexan Cam Replacement for Saf-T-Lok	LC
	Glass Clips with White Vinyl coating	14GC
	Cylinder Lock with Metal Cam	SL
	Cylinder Lock with Lexan Cam (Saf-T-Lok)	SL-LC
	Key for SL Models of Cylinder lock	SL-Key
	SAF-T-CLASP - Visual notification when cabinet door has been opened	14STC
	Safety Lock, Locking System	G12
	Brigadier Alarm	14A-2MIN
	Siren Strobe Alarm (Red Audible Visual Alarm) Must be used with Brigadier Alarm	14SA
	Magnetic Door Contact (Alarm Connectivity Switch)	14MAG
	Raised Platform - holds CR Plus or Zoll AED in place & can be fitted with roller reed contact.	1403-AED-01
	Roller Reed Contact (Alarm Connectivity Switch)	14RR
	Wire AED Bracket - Adjustable wall mount 3.5" deep base	1402-3.5
	Wire AED Bracket - Adjustable wall mount 6" deep base	1402-6
	Metal AED Bracket - Wall mount 6" deep x 9" wide	1401-BRK
	Flat AED Wall sign 8" x 11 "AED"	14S
	3D Tent AED Wall Sign	14TS
	Flat AED Wall Sign 8" x 11 "AED - Emergency Use Only"	14XS

SEE SEPARATE LISTING FOR AED REPLACEMENT PARTS

		<h2>REPLACEMENT PARTS FOR AED & OXYGEN CABINETS</h2>
<p>HEADQUARTERS & CUSTOMER SERVICE: 4450 WEST 78TH ST CIRCLE, BLOOMINGTON, MN 55435-5416 PH: 800-554-6077 FAX: 952-835-2218 EMAIL: SALES@JLINDUSTRIES.COM WWW.ACTIVARCPG.COM ACPG SOUTHEAST (THOMAS ENTERPRISES): FT MYERS, FL ACPG WEST COAST (SAMSON PRODUCTS): COMMERCE, CA ACPG WAREHOUSES: DALLAS TX, LANCASTER PA, ATLANTA GA, CHICAGO IL, SEATTLE WA 11/4/11</p>		