



Formerly
HBC Home & Hardware Products

Email: orders@worldandmain.com
Tel: 800.523.1268

2017 Catalog



About World and Main

World and Main, LLC and its businesses, is a leading national distribution company operating at the intersection where distribution and sourcing meet merchandising and product development.

Across the home, hardware and building supply categories, we make it easier for our customers, large and small, to navigate the global supply chain.

At the heart of it, World and Main is a family of brands that brings together a unique combination of product development, merchandising, global sourcing and distribution solutions.

World and Main offers

- Broad product assortment
- Inventory availability
- Best-in-class customer service
- Delivery flexibility



That's how we make good on our promise to customers:

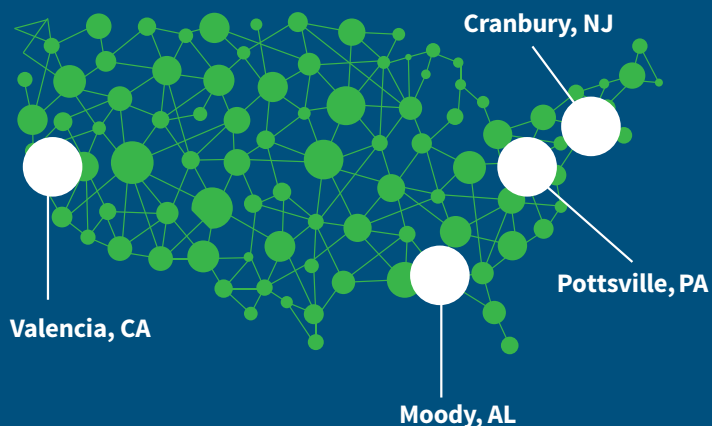
Delivering simplicity. Facilitating success.

This is more than a tagline. It's our promise to the independent hardware stores, discount stores, home centers commercial distributors, food & drug stores and leading retailers we work with every day.

Welcome to World and Main.

National Distribution

With 4 North American distribution centers totaling over 700,000 square feet of warehouse space, robust owner brand product lines and global sourcing from over 1,200 factories, we have the inventory to serve Main Streets across the country.



Flexible Delivery

We streamline and simplify your reorder process from start to finish: from online ordering to multiple delivery methods including drop shipments, pick-up in China, or delivery to stores. Our goal is to ensure the products you need are on your shelves at the right time and right price.



Order by phone



Order online



700,000+ square feet of warehouse space



International sourcing



Drop shipments



Small shipments

TABLE OF CONTENTS

FANS	4
LAWN & GARDEN	12
TOOLS	23
FLASHLIGHTS	51
HOME HARDWARE	57
LOCKSETS	62
DOOR & WINDOW SECURITY	106
PADLOCKS & HASPS	134
HINGES	158
GATE HARDWARE	177
SCREEN & STORM DOOR	190
BUILDER'S HARDWARE	201
DECORATIVE HARDWARE	229
ELECTRICAL	262
PAINT SUNDRIES	271
CLEANING SUPPLIES, ROPE	303
PEST CONTROL	322
GENERAL MERCHANDISE	323
AUTOMOTIVE	330

HOME CONVENIENCE	331
INDEX – GENERAL	559

Plumbing

FAUCETS	359
TOILET SEATS	383
TOILET REPAIR	391
TUB & SHOWER	413
FAUCET REPAIR	435
WATER SUPPLY	453
TUBULAR & DRAINAGE	463
LAVATORY & SINK	476
APPLIANCE REPAIR	483
CHEMICALS	490
PLUMBING VALVES	499
PLUMBING TOOLS	508
FITTINGS	520
PLUMBING INDEX by Part Number	550
PLUMBING INDEX Alphabetical	562



- ✓ **New Packaging**
- ✓ **Great Merchandising**



Desk Fans

4" BATTERY/USB FAN

- Uses 4 AA batteries or included USB power cord
- Adjustable angle
- 360° Rotation
- Clip-on or sits on desk (rubber feet)

Great for Cars

(2 ea: Blue, Pink, Green, Gray)

CZBT4AS
pk. 8



6" TABLE FAN

- 2 Speeds
- Adjustable tilt

CZ6D
pk. 12



6" CLIP-ON FAN

- 2 Speeds
- 360° Rotation
- Adjustable tilt

CZ6C
pk. 12



6" 2-IN-1 COMBO FAN

- Clip w/ 360° rotation
- 2 Speeds
- Adjustable tilt
- Includes "clip-in" desk base

CZ6XMWT
pk. 12



6" 2-IN-1 COMBO FAN

- Clip w/ 360° rotation
- 2 Speeds
- Adjustable tilt
- Includes "clip-in" desk base

CZ6XMBK
pk. 12



Desk Fans

12" DESKTOP TOWER FAN

- 12" Tower fan
- Compact design
- Quiet operation
- 2 Speeds
- Oscillation
- Built-in carry handle



CZ112
pk. 4

4" DESKTOP HIGH VELOCITY CRADLE FANS - DUAL POWERED



Powered by
USB Port
or 110V Plug
INCLUDED

- Dual powered: 110 V plug or USB port
- Quiet operation
- Metal safety grilles
- 360° Vertical tilt
- All metal construction
- 6 Assorted colors
(2 ea: Silver, Red, Blue, Purple, Pink, Black)



CZHV4
pk. 12

6" DUAL POWERED DESK FANS

2 Assorted Colors
(6 ea: Antique Copper, Brushed Stainless Steel)

- 120 V plug or USB port
- Metal fan blades



360° ADJUSTABLE TILT

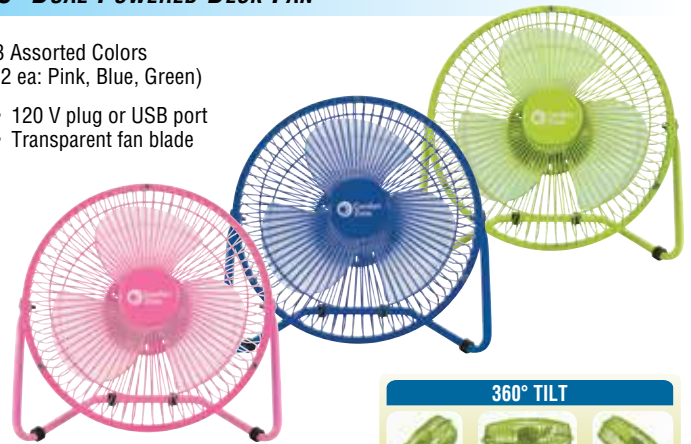


CZHV6USB
pk. 12

8" DUAL POWERED DESK FAN

3 Assorted Colors
(2 ea: Pink, Blue, Green)

- 120 V plug or USB port
- Transparent fan blade



360° TILT



CZHV8USB
pk. 6

BATTERY/USB PORTABLE DESK FAN



(6 ea: Black, White)

- Quiet operation
- Uses 4 AA batteries or included USB power cord
- Runs on computer, laptop, or any powered usb port
- Adjustable fan angle
- Folds flat for easy storage or transport

ADJUSTABLE TILT



CZBT1AS
pk. 12

BATTERY/USB OSCILLATING DESK FAN

**THE PERFECT
COMPUTER DESK FAN!**



- Oscillation
- Adjustable vertical tilt
- 2 Speeds
- Uses 4 AA batteries or included USB power cord

CZ5USBBK (black)
pk. 6

CZ5USBAS pk. 6

Note: CZ5USBAS is an assortment:
3 Black, 1 Red, 1 Blue, 1 White

Table Fans

8" TURBO FAN



- 3 Speeds
- Adjustable tilt
- Powerful motor

Can Be Mounted to Wall!

CZHV8T
pk. 4

6" DECO TURBO FAN



- 2 Fan speeds - turbo design
- High gloss color fan body
- Clear acrylic cradle
- Quiet, vibration free performance
- Adjustable tilt
- Base can also mount on wall

(2 ea: Black, Blue)

CZHV61TAS
pk. 4

12" OSCILLATING TABLE FAN - WHITE



- 3 Speeds
- Adjustable tilt

White
CZ121WT pk.1
Black
CZ121BK pk.1

16" OSCILLATING TABLE FAN



- 3 Speeds
- Adjustable tilt



CZ161
pk. 1

9" BOX FAN


- 2 Speed front control
- Molded carry handle
- Compact design
- Lightweight
- Perfect for home or office



CZ9BWT
pk. 6

12" DECORATIVE DESK FANS

- 2 Fan speeds
- Strong airflow
- All metal construction
- Metal blades
- Chrome carry handle



3 Assorted Colors:
1 Red, 2 Black, 1 Blue

CZDR12AS
pk. 4

9" BOX FAN COLOR ASSORTMENT



- 2 Speed settings
- Molded carry handle
- Colored fan blade
- Compact design
- Lightweight
- Perfect for home or office


(3 each: Teal, Purple)

CZ9BAS
pk. 6

Wall & Pedestal Fans

16" WALL MOUNT FAN

- Oscillation
- Adjustable tilt
- Metal grill
- 3 Speeds



CZ16W
pk. 1

13" Pull
Control Cords

**16" WALL MOUNT FAN
W/ FULL FUNCTION REMOTE**

- 3 Speeds
- Oscillation
- Timer
- Two sleep modes

Full Function
Remote



CZ16WR
pk. 1

Variable Length
Timer

QUAD-POD® 16" OSCILLATING PEDESTAL FANS

- Patented, Pre-Assembled, Quick Folding Base
- Adjustable Height from 41" to 47-3/8"
- Adjustable Tilt
- 3 Speeds



Black

CZST1618TEBK
pk. 1



- Fast & easy to assemble
- Space-saving design is easy to store in the winter

White

CZST1618TE
pk. 1



**18" DELUXE OSCILLATING
PEDESTAL FAN**

- 3 Speeds w/ timer settings
- Adjustable tilt
- Adjustable height from 48" to 53"
- Heavy round base




Full Function
Remote

CZST1818BK
pk. 1

**QUAD-POD®
18" OSCILLATING PEDESTAL FAN**

- Patented, pre-assembled quick folding base
- 3 Speeds
- Adjustable height from 47" to 54.5"
- Adjustable tilt
- Large blades provide superior air flow
- Perfect for home or office
- Fast & easy assembly
- Space-saving design is easy to store in the winter



CZST185WT
pk. 1

Tower Fans

29" TOWER FAN

- 3 Speeds
- High performance centrifugal blades
- Wide area oscillation
- Space saving design



CZTF329WT
pk. 1

31" TOWER FAN w/ REMOTE

- 3 Speeds
- High performance centrifugal blades
- Wide area oscillation
- Space saving design



Full
Function
Remote



CZTFR1BK
pk.1

36" TOWER OSCILLATING FAN

- 3 Speeds
- High performance centrifugal blades
- Wide area oscillation
- Space saving design



CZTF336BK
pk.1

36" TOWER FAN w/ REMOTE

- 3 Speeds
- Pedestal base for improved airflow
- High performance centrifugal blades
- Wide area oscillation
- Space saving design electronic controls
- 4-hour timer w/ sleep mode



Full
Function
Remote



CZTF336RBK
pk. 1

42" TOWER FAN

- 3 Speeds
- Wide oscillation for full room cooling
- Easy to read LED control panel
- Washable filter
- Digital controls
- 8-hour timer w/ sleep mode



Full
Function
Remote



CZTF642RBK
pk. 1

36" HYBRID FAN

- Blows 30% more air than a tower fan
- Hybrid fan design has super-high output
- Washable filter
- 3 Fan speeds
- Wide oscillation for full room cooling
- LED control panel
- 8-hour timer w/ sleep mode
- Eco mode



Full
Function
Remote



CZHF1
pk. 1

General Purpose Fans

20" HIGH VELOCITY TURBO FAN

- 3 Speeds
- Adjustable tilt



CZ700T
pk.1

9" PORTABLE TWIN WINDOW FAN

- 2 Speed dial control
- Auto locking expanders
- Manually reversible
- **Exclusive removable cover & removable screen**



• Expandable 22.25" to 33"

CZ319WT
pk. 1


New Bug Screen



- Removable fabric cover keeps out hot, humid air when not in use

20" BOX FAN

- 3 Speeds



CZ200A
pk. 1

REVERSIBLE TWIN WINDOW FAN W/REMOTE

- 9" Turbo blades
- 3 Speeds
- Electronically reversible
- Locking extenders
- **Exclusive removable cover & removable screen**

New Cover & Bug Screen

Remote controls:

- Fan power
- Fan function
- Fan direction
- Fan speeds



CZ310R
pk.1

- Three Fan Functions:**
- Intake
 - Exhaust
 - Circulate

• Expandable 23-1/2" to 37"



HIGH VELOCITY CRADLE FANS

- 3 Speeds
- All metal construction
- 180° Tilt
- Metal fan blades



CZHV9B 9"
pk. 6

CZHV12B 12"
pk. 1

CZHV18B 18"
pk.1

CZHV20B 20"
pk. 1



For more than a decade, Comfort Zone® has worked hard to become a trusted brand, recognized nationally in the commercial heating and cooling category. Comfort Zone Industrial fans and heaters are high performance, heavy-duty products, purpose-built for durability and reliability.

Comfort Zone Industrial products are built for high duty-cycle applications. Fans feature all-metal construction and copper motor windings for durability and performance. Heaters utilize 208/240V AC to deliver industrial strength heat output.

All Comfort Zone Industrial products are designed and tested to meet or exceed strict global quality standards including UL®, ETL®, SAA, CE, CSA and NOM.



Industrial Fans

24" HIGH VELOCITY DRUM FAN

- All metal
- High volume air output
- 2 Speeds
- Wheels for easy movement
- Built-in cord wrap
- Adjustable fan angle
- 60" Grounded cord



CZMC24
pk. 1

30" HIGH VELOCITY DRUM FAN

- 2 Speeds
- Rotary switch control
- Aluminum individually balanced blades
- All metal construction
- Steel safety grilles
- Handle & wheels for easy movement



CZMC30
pk. 1

36" HIGH VELOCITY DRUM FAN

- All metal
- High volume air output
- 2 Speeds
- Wheels for easy movement
- Built-in cord wrap
- 60" Grounded cord



CZMC36
pk. 1

42" HIGH VELOCITY DRUM FAN

- All metal
- High volume air output
- 2 Speeds
- Wheels for easy movement
- Built-in cord wrap
- Individually balanced aluminum blades
- 60" Grounded cord



CZMC42
pk. 1

18" HIGH VELOCITY OSCILLATING PEDESTAL FAN

- 3 Speeds
- Metal blades
- Black finish
- Grounded
- 6 ft. Cord



CZHVP18EX
pk. 1

30" HIGH VELOCITY INDUSTRIAL FAN

- All metal w/ safety grille
- 3 Speeds
- Height adjusts 72" – 106"
- Pull chain switch
- Grounded cord



**Now with
spring assisted
height
adjustment**

CZHVP30
pk. 1

30" HIGH-VELOCITY WALL FAN

- 2 Speeds
- Adjustable tilt angle
- Heavy duty ball bearing motor
- Individually balanced aluminum blades
- Steel bracket w/ adjustable arm
- Grounded cordset

OSCILLATING

CZHVW30
pk. 1

CZHVW30EX
pk. 1



8" UTILITY BLOWER

- Heavy duty all metal construction
- 2 Speeds
- Auto reset thermal protection
- Powerful ventilation, cooling & drying
- Works w/ most 8" ducts to remove smoke & fumes
- Large handle for easy carrying
- Rubber feet for extra stability



CZBU80
pk. 1

Ceiling Fans

42" CEILING FANS-GLOBE LIGHT

- Reversible blades w/ 2 wood color options (oak & walnut)
- Frosted ribbed glass light



Polished Brass
74000U pk. 1

52" CEILING FAN-3 LAMPS

- Reversible blades w/ 2 wood color options (oak & walnut)
- Frosted ribbed glass lights



Oil Rubbed Bronze
74005 pk. 1

52" CEILING FAN-4 LAMPS

- Reversible blades w/ 2 wood color options (oak & walnut)



Antique Brass
74003 pk. 1



SWEeper NOZZLE

- All metal body
- Comfort grip



SN1PDQ Tag/PDQ pk. 24/192

4" BRASS HOSE NOZZLE

- Twist to adjust spray



BN1 Carded pk. 12/72

4" BRASS HOSE NOZZLE WITH RUBBER GRIP

- Twist to adjust spray
- Rubberized grip



BN2 Carded pk. 12/72

BN2PDQ Tag/PDQ pk. 16/192

5" BRASS HOSE NOZZLE WITH RUBBER GRIP

- Extra long
- Heavy duty
- Twist to adjust spray
- Comfort grip



BN5 Carded pk. 12/72

METAL HOSE NOZZLE

- All metal body
- Threaded tip



573PDQ Tag/PDQ pk. 24

HEAVY DUTY METAL HOSE NOZZLE

- All metal body
- Threaded tip



573HDPDQ Tag/PDQ pk. 24

CHROME PISTOL NOZZLE


- Cast zinc
- Adjustable volume control



573 Carded pk. 12/144

CHROME PISTOL W/ THREADED END

- Cast zinc
- Threaded tip
- Finger grips



562 Carded pk. 12/144

INSULATED HOSE NOZZLE

- Heavy duty w/ threaded end
- Soft comfort grip



564PDQ Tag/PDQ pk. 24

564 Carded pk. 12/72

5-PATTERN HOSE NOZZLE

- Adjustable volume control



566PDQ Tag/PDQ pk. 20

566 Carded pk. 12/48

7-PATTERN HOSE NOZZLE

- Assorted metallic colors
- Soft comfort grip handle
- Adjustable trigger lock



587PDQ Tag/PDQ pk. 12

8-PATTERN HOSE NOZZLE

- 8 Selectable water patterns
- Adjustable trigger lock
- Abs plastic
- Comfort grip handle



597PDQ Tag/PDQ pk. 12

597 Carded pk. 6/24

INSULATED 8-PATTERN HOSE NOZZLE

- Heavy duty metal
- Comfort grip handle
- 8 Selectable patterns



772PDQ Tag/PDQ pk. 12

9-PATTERN ALL METAL HOSE NOZZLE

- Soft comfort grip
- Extra heavy duty
- Brass screw



593PDQ Tag/PDQ pk. 12

593 Carded pk. 6/24

ADJUSTABLE ALL METAL HOSE NOZZLE

- Brass stem & screw
- Soft comfort grip
- Extra heavy duty



771PDQ Tag/PDQ pk. 12

BRASS TWIST TIP HOSE NOZZLE

- Insulated
- All metal contraction
- Heavy duty brass tip



588PDQ Tag/PDQ pk. 18

588 Carded pk. 12/48

FIREMAN NOZZLE W/ LEVER

- Heavy duty
- Volume & pattern control
- Fully insulated rubberized body



770PDQ Tag/PDQ pk. 6

TWIST TIP HOSE NOZZLE

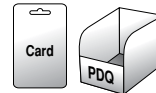
- Deluxe pistol style w/ soft comfort grip



579 Carded pk. 12/48

FLOW CONTROL TRIGGER NOZZLE

- All metal body
- Extra heavy duty
- Brass pistol head
- Comfort grip handle
- Volume control knob



594PDQ Tag/PDQ pk. 20

594 Carded pk. 12/48

PLASTIC FAN SPRAY

- Handy metal spike
- Adjustable volume control



PFS1 Carded pk. 12/144

PLASTIC PISTOL NOZZLE

- Fully adjustable
- Finger grips
- Threaded tip



561 Carded pk. 12/144

POPULAR 2-PACK SETS

2 PK. COMBO NOZZLE SET

- Twist tip nozzle
- Deluxe 7-pattern nozzle
- Soft comfort grip



689 pk. 6/48

INSULATED HOSE NOZZLE SET

- Heavy duty nozzle w/ threaded tip
- 7-Pattern heavy duty plastic nozzle
- Soft comfort grip



589 pk. 6/48

2 PK. HEAVY DUTY NOZZLE SET

- Metal trigger w/ brass twist tip head nozzle
- 7-Pattern metal nozzle
- Soft comfort grip



590 pk. 6/48

2-GALLON WATERING CAN



#UP6306
pk.12

HOSE END SPRAYER

- For mixing & applying chemicals to your landscaping
- Holds up to 1 lb. of fertilizer or insecticide



PHSP1
pk.4

7-PATTERN WAND SPRINKLER



- Deluxe 18" wand sprinkler w/ soft rubber comfort grip
- Ratcheting water volume control w/ shut-off



WD1
pk. 12/48

DELUXE 9-PATTERN 180° SWIVEL WAND HEAD

- Ratcheting water volume control w/ shut-off
- 30" Handle w/ rubber comfort grip



WRAPPED CARD
w/ Floor Display



WD4DS
pk. 12

Hose Connectors

BRASS HOSE QUICK CONNECT

- Fits standard garden hose
- Non slip grip



88286




88119



88285

ITEM #	DESCRIPTION	PACK
88286	3/4" Female, includes washer NEW!	12/144
88119	3/4" Male NEW!	12/144
88285	3/4" Set NEW!	12/96



HW10

VINYL & RUBBER HOSE WASHERS

- 10 pack



0498PX10

ITEM #	DESCRIPTION	PACK
HW10	Vinyl Hose Washers 10 pk.	10/400
0498PX10	Rubber Hose Washers 10 pk.	25/250

Hose Connectors

PLASTIC & ZINC HOSE SHUT OFF VALVES & CONNECTOR

- Fits standard garden hose



ITEM #	DESCRIPTION	PACK
570	Plastic Hose Shut Off Valve	12/240
569	Plastic Hose Shut Off Dual Valve	12/144
569/PDQ	Plastic Hose Shut Off Dual Valve PDQ	16/192
568	Zinc Hose Shut Off Dual Valve	12/48
567	Zinc Hose Y Connector W/ Cap	12/48

BRASS HOSE SHUT OFF VALVES & MANIFOLD

- Fits standard garden hose



ITEM #	DESCRIPTION	PACK
572	Brass Hose Shut Off Valve	6/120
88553	Brass Hose Shut Off Valve Angled NEW!	12/144
88249	Brass Hose Shut Off Dual Valve NEW!	12/96
82010	Brass Hose Manifold Quad Valve NEW!	8/32

HOSE END CAPS

- Fits standard garden hose



ITEM #	DESCRIPTION	PACK
0497X10	Brass Hose End Caps 3/4" 10 pk.	10/60
89125	Plastic Hose End Caps 3/4" 2 pk. NEW!	12/48

BRASS HOSE MENDER & COUPLING CLINCHERS

- Fits 5/8" – 3/4" hose



ITEM #	DESCRIPTION	PACK
88076	Mender Clincher 5/8" NEW!	12/144
88073	Coupling Clincher 5/8" Female, Includes washer NEW!	12/144
88070	Coupling Clincher 5/8" Male NEW!	12/144

SOLID BRASS HOSE COUPLING & MENDER ULTIMATE

- Fits 5/8" hose
- Barbed fitting



ITEM #	DESCRIPTION	PACK
88678	Coupling Ultimate 5/8" Male NEW!	12/144
88688	Coupling Ultimate 5/8" Female, Includes washer NEW!	12/144
88689	Mender Ultimate 5/8" NEW!	12/144

HEAVY DUTY HOSE COUPLING

- Fits 5/8" – 3/4" hose



ITEM #	DESCRIPTION	PACK
89124	Hose Coupling 3/4" Female, Includes washer NEW!	12/48
89122	Hose Coupling 3/4" Male NEW!	12/48
89123	Hose Coupling 3/4" NEW!	12/48

Hose Connectors

SOLID BRASS HOSE COUPLING & MENDER

- Corrugated fitting
- Includes clamp



ITEM #	DESCRIPTION	PACK
88135	Brass Hose Coupling 5/8" Male NEW!	12/144
88136	Brass Hose Coupling 5/8" Female, Includes Washer NEW!	12/144
88137	Brass Hose Mender 5/8" NEW!	12/144
3527MC	Solid Brass Hose Coupling 5/8" Male	12/288
3527FM	Solid Brass Hose Coupling 5/8" Female	12/288
88115	Solid Brass Hose Mender 5/8" NEW!	12/144
3528MC	Solid Brass Hose Coupling 3/4" Male	12/288
3528FM	Solid Brass Hose Coupling 3/4" Female	12/288

PLASTIC HOSE COUPLINGS & MENDERS

- Fits 1/2" – 5/8" hose



ITEM #	DESCRIPTION	PACK
574	Plastic Hose Coupling 5/8" Male	12/144
574PDQ	Plastic Hose Coupling 5/8" Male PDQ	24/240
575	Plastic Hose Coupling 5/8" Female	12/144
575PDQ	Plastic Hose Coupling 5/8" Female PDQ	24/240
576	Plastic Hose Mender 5/8"	12/144
576PDQ	Plastic Hose Mender 5/8" PDQ	24/240
674	Plastic Hose Coupling 3/4" Male	12/144
674PDQ	Plastic Hose Coupling 3/4" Male PDQ	24/240
675	Plastic Hose Coupling 3/4" Female	12/144
675PDQ	Plastic Hose Coupling 3/4" Female PDQ	24/240
676	Plastic Hose Mender 3/4"	12/144
676PDQ	Plastic Hose Mender 3/4" PDQ	24/240

Sprinklers

IMPULSE SPRINKLERS

- Adjustable coverage up to 60 ft. diameter
- Abs plastic spike



PS1
pk.12/36

- Adjustable coverage up to 60 ft. diameter
- Metal spike



PS2
pk.12/36

- Adjustable coverage up to 60 ft. diameter
- Metal spike



PS2/PDQ
pk.16



SPIKE SPRINKLER

- 9-Pattern



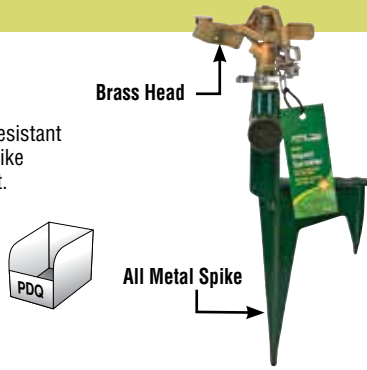
PS3/PDQ
pk.9



Sprinklers

IMPACT SPRINKLER

- Heavy duty
- Brass - waterproof-weather resistant
- Die-cast zinc body w/ step spike
- Adjustable coverage up to 90 ft.



PS3B
pk. 6

ROTATING SPRINKLER

- 3 Arm
- Circular pattern



RS3A/PDQ
pk. 12

TRIPOD SPRINKLER

- Impulse sprinkler head waters up to 60 ft. diameter
- 43" Expandable metal tri-pod base
- Leg spikes for durability



TPS
pk. 6

8-PATTERN DIAL STATIONARY SPRINKLER

- 8" Diameter all metal die-cast base



CPSU
pk. 6

OSCILLATING SPRINKLERS

- 2600 sq. ft. Coverage
- 15 Hole aluminum tube



OS1/PDQ
pk. 6

6-PIECE HOSE NOZZLE SET

- 8-Pattern nozzle
- 9-In-1 turret sprinkler
- Male & female quick connect sets



GNK1M
pk. 6

BRASS ROTARY SPRINKLER

- Covers up to 50 ft.
- Rotary head w/ adjustable nozzles
- Zinc wheeled base for easy positioning
- Flow through outlet allows connection of multiple sprinklers



RS3B
pk. 6

- 3600 Sq. ft. coverage
- Metal base
- 18 Hole aluminum tube



OS2/PDQ
pk. 6

- 3600 Sq. ft. coverage
- All metal base
- Aluminum tube w/ 17 brass jets



OS5/PDQ
pk. 6

Mechanical Gear Drive

100 FT HOSE HANGER CADDY

- Storage shelf
- ABS plastic




(hose & nozzle not included)

HC1
pk. 6

3 PLY-REINFORCED PREMIUM HOSE


- Knitted-nylon reinforcement
- Tough, weather-resistant vinyl cover
- Excellent handling, even in cold weather
- Solid brass couplings



# FR5825	5/8" x 25ft.	pk. 8
# FR5850	5/8" x 50ft.	pk. 5
# FR5875	5/8" x 75ft.	pk. 4
# FR58100	5/8" x 100ft.	pk. 3

4 PLY-REINFORCED PREMIUM HOSE

- Medium duty kink resistant
- 425 PSI burst pressure
- Solid brass couplings
- PVC collar-kink resistant



# FAW5825	5/8" x 25ft.	pk. 8
# FAW5850	5/8" x 50ft.	pk. 5
# FAW58100	5/8" x 100ft.	pk. 3

5 PLY-KINK-FREE REINFORCED HOSE

- Forever-flow construction
- Patented guard-n-grip connector
- High burst strength
- Double nylon-reinforcement
- Crush-proof brass couplings



# FF5850	5/8" x 50ft.	pk. 5
# FF5875	5/8" x 75ft.	pk. 3

5 PLY-RUBBER/VINYL HOSE

- High burst strength
- Durable, lightweight handling
- Features EX gripper for easy connection
- Solid brass couplings



# YR5860	5/8" x 60ft.	pk. 5
# YR5890	5/8" x 90ft.	pk. 3

3/4"- 4 PLY- ALL WEATHER HOSE

- Patented Guard-n-Grip connector
- High burst strength
- All-season flexibility
- Crush resistant brass couplings



# FAW3450	3/4" x 50ft.	pk. 5
-----------	--------------	-------

PREMIUM RUBBER HOSE



- Temperature up to 160° f
- Heavy duty brass couplings
- Black color

PM5825	5/8" x 25ft.	pk. 4
PM5850	5/8" x 50ft.	pk. 2
PM5875	5/8" x 75ft.	pk. 1
PM58100	5/8" x 100ft.	pk. 1

HOT WATER RUBBER HOSE



GREAT FOR RESTAURANTS!

- Temperature up to 200° F
- Heavy duty brass couplings

HW5825	5/8" x 25ft.	pk. 4
HW5850	5/8" x 50ft.	pk. 2

3/4" CONTRACTOR GRADE RUBBER HOSE



CONTRACTOR GRADE

- Reinforced rubber
- Heavy duty brass couplings

6571-25	3/4" x 25ft.	pk. 4
6571-50	3/4" x 50ft.	pk. 2

SPRAYERS

Handheld Sprayers

1 GALLON HANDHELD PRESSURE SPRAYER

- Pressurize w/ easy pump
- Adjustable brass spray nozzle
- Heavy duty poly tank
- Easy grip handle w/ locking trigger



PSP2L
pk. 12

16 OZ. PLASTIC SPRAY BOTTLE

- Adjustable tip from stream to mist
- Assorted colors
- PDQ display box



PSP550M/PDQ
pk. 12

PSP550M
Bulk Pack 75/Case

32 OZ. PLASTIC SPRAY BOTTLE

- Adjustable tip from stream to mist
- Trigger spray



B32T
pk. 48

34 OZ. PLASTIC SPRAY BOTTLE

- Adjustable tip from stream to mist
- Assorted colors
- PDQ display box



PSP34/PDQ
pk. 12



Pressure Sprayers in colorful retail box

- Pressure relief valve no spill funnel top
- Lightweight fiberglass wand & adjustable spray nozzle
- In window display box

1 GALLON/4L

PSP1G pk. 4

1.5 GALLON/5.6L

PSP15G pk. 4

2 GALLON/8L

PSP2G pk. 4



3 GALLON ROLLAWAY SPRAYER

- Includes adjustable fiberglass wand w/ spray nozzle
- Large rolling wheels
- Pressure relief valve
- No spill funnel top



PSPHC3G
pk. 1

HIGH PRESSURE POWER WASHER

- Rust free brass, aluminum & stainless steel construction
- Connects to any standard garden hose
- Includes two brass nozzles: ~ narrow stream spray ~ wide power fan spray
- High quality control valve w/ handy brass nozzle holder



WDX77-24
pk. 6/24

2 GALLON SPRAYER COMMERCIAL GRADE

Includes 2 Adjustable Wands:



Solid Brass



Fiberglass w/ Plastic Tip

- Shoulder strap
- Funnel top
- Comfort grip pump
- Pressure relief valve
- Locking trigger
- PDQ display box



PRESSURE GAUGE



PSP2GDK
pk. 4

Heavy Duty ABS Tools-PDQ



TRANSPLANTER
LG3002
pk.12/36



CULTIVATOR
LG3001
pk.12/36



TROWEL
LG3004
pk.12/36



Rubber Grip Metal Blade-PDQ



TRANSPLANTER
LG3022
pk.12



CULTIVATOR
LG3023
pk.12



TROWEL
LG3021
pk.12



Cushion Grip Wood Handle PDQ Display



TRANSPLANTER
LG3041
pk.12



CULTIVATOR
LG3045
pk. 12



TROWEL
LG3042
pk.12



CULTI-HOE
LG3044
pk.12



BULB PLANTER
LG3171
pk.8



ALUMINUM TROWEL-PDQ

- Heavy duty
- Forged & polished
- PDQ display

2-Colors
in Display



LG3050
pk. 12

ALUMINUM TROWEL-PDQ

- Forged & polished
- Soft comfort grip



LG3051 pk. 12

ALUMINUM CULTIVATOR-PDQ

- Forged & polished
- Soft comfort grip



LG3052 pk. 12

DELUXE LARGE CAPACITY ALUMINUM SCOOP

- Heavy duty
- Forged & polished

LG3031
pk.6



DELUXE TELESCOPIC HANDLE GARDEN TOOLS

Adjustable Handle Extends from 21-33"
Rubberized
Comfort Grip Handle
Steel Construction
Convenient
Hang Ring



TROWEL
LG2018
pk. 12

CULTIVATOR
LG2014
pk. 12

RAKE
LG2015
pk. 12

LEVEL HEAD RAKE
LG2020
pk. 12

BYPASS PRUNER & ANVIL PRUNER SET

- 3/4" Cutting capacity
- High carbon steel blades

LG3183 pk. 6



Garden Gloves

FLORAL

- Assorted floral patterns
- PVC dot palm



926
pk. 12/144

KNIT WRIST

- PVC dot palm



922
pk. 12/144

KNITTED WRIST DISPLAY

- PDQ display w/ assorted patterns
- Knit wrist
- Extra grip palm



GGKA
pk. 72 No break

CONTRACTOR GRADE TOOLS

Deluxe Cutting Tools

3-PIECE SHEAR SET

- Stainless steel blades
- Curved blade helps hold item while cutting
- Multi-purpose for kitchen or household jobs

LG3180
pk. 4/24



GARDEN SHEARS

- Stainless steel
- Multi-purpose for gardening & household jobs

LG3188
pk. 12



BYPASS PRUNER

- 3/4" Cutting capacity

LG3181
pk. 12



High Carbon Steel Blade

BYPASS PRUNER

- 5/8" Cutting blade w/ non-stick coating

LG3184
pk. 12



ANVIL PRUNER

- 3/4" Cutting capacity

LG3182
pk. 12



High Carbon Steel Blade

RATCHET PRUNER

- 3/4" Cutting capacity
- Comfortable grip

LG3185
pk. 12



GRASS SHEARS

- 7" Long blade
- 90° Revolving blade

LG2017
pk. 6/48



7" FOLDING PRUNER SAW

- High carbon steel blade w/ hardened teeth
- Blade folds easily into handle for safe storage
- Rubber grip

LG2011
pk. 6/24



9FT.-16FT. TELESCOPIC HANDLE TREE PRUNER

- Pull-style cut saw w/ steel blade
- 1" Bypass lopper

LG2016 pk. 6

24" BOW SAW

- Steel tubular frame
- Hardened teeth

LG2013 pk. 6/24



MACHETE

- 20" Blade High-Carbon Tempered Steel Bevel-Sharpended Edge Drop Forged

MCB1 pk. 12



Wood Handle

MCB2 pk. 12



Rubber Handle

HEAVY DUTY NYLON TRIMMER LINE

- Fits most standard trimming heads

All Pack 10/100



Diameter Length Color

# TRL065R50	.065"	50 ft.	Blue
# TRL080R50	.080"	50 ft.	Green
# TRL095R40	.095"	40 ft.	Orange
# TRL105R30	.105"	30 ft.	Red

60 Pc. NYLON TRIMMER LINE DISPLAY

- Includes: 12 Pieces .065", 20 Pieces .080", /16 Pieces .095", 12 Pieces .105"
- Sidekick Display # TRLDS pk. 1

High Carbon Steel Blade Tools

19" HEDGE SHEARS

- Shock absorbing bumper
- Wood handles
- 7-1/2" Blade



LG2012
pk. 6

21" HEDGE SHEARS

- Tension adjustment dial
- Comfort grip rubber handles
- 8" Blade



LG2008
pk. 6

15" BYPASS LOPPER

LG2004 pk. 6

- 1-1/2" Cutting capacity shock absorbing bumper
- Comfort grip rubber handles



27" BYPASS LOPPER

LG2001 pk. 6

- 1-3/4" Cutting capacity
- Shock absorbing bumper comfort grip rubber handle



3 PIECE RATCHET PRUNER SET

- Set includes: Bypass lopper
- Hedge shears
- Bypass pruner

LG2003
pk. 6




Heavy Duty Telescopic Garden Tools

BYPASS LOPPER


- Handle extends from 24" to 37"
- 1-5/8" Cutting capacity

LG2007
pk. 6



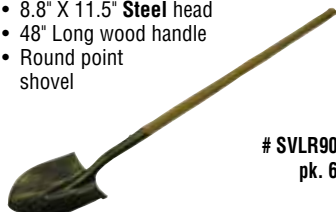
WOOD HANDLE SHOVELS & SCOOPS

- 8.8" X 11.5" **Steel** head
- 30" Wood handle
- Poly D grip
- Round point shovel



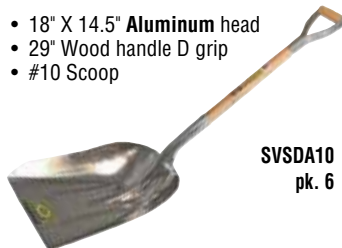
SVDR22
pk. 6

- 8.8" X 11.5" **Steel** head
- 48" Long wood handle
- Round point shovel



SVLR90
pk. 6

- 18" X 14.5" **Aluminum** head
- 29" Wood handle D grip
- #10 Scoop



SVSDA10
pk. 6

- 18 X 14.25" **Aluminum** head
- 48" Wood handle
- #10 Scoop



SVSA10LH
pk. 6

- 9.5" X 11" **Steel** head
- 30" Wood handle
- Poly D grip
- Square point shovel



SVDS23
pk. 6

- 9.5" X 11" **Steel** head
- 48" Long wood handle
- Square point shovel



SVLS21
pk. 6

- 19" X 14.5" **Aluminum** head
- 29" Wood handle D grip
- #12 Scoop



SVSDA12
pk. 6

- 11" X 13.5" **Steel** head
- 36" Wood handle D grip
- #2 Scoop



SVSS10
pk. 6

- 19" X 14.5" **Aluminum** head
- 48" Wood handle
- #12 Scoop



SVSA12LH
pk. 6

- 15" X 20.25" **Aluminum** head
- 29" Wood handle D grip
- #14 Scoop



SVSDA14
pk. 6

FIBERGLASS HANDLE TOOLS

FIBERGLASS-SQUARE POINT SHOVELS • 9.5" x 11" Steel Heads

- 30" Fiberglass handle
- Poly D grip



SVDS43
pk. 6

- 48" Fiberglass handle
- Rubber hanger hand grip



SVLS41
pk. 6

FIBERGLASS-ROUND POINT SHOVELS • 8.75" x 11.5" Steel Heads

- 29" Fiberglass handle
- Poly D grip



SVDR42
pk. 6

- 48" Fiberglass handle
- Rubber hand grips



SVLR40
pk. 6

BOW RAKE


- 14" x 3" Head
- 60" Handle
- 14 Tines



BR40
pk. 6

LEVEL HEAD RAKE

- 14" X 3" head
- 60" Handle
- 14 Tines



LH14
pk. 6

MORTAR HOE

- 10" X 6" head
- 66" Handle



MH10
pk. 4

SPADING FORK


- 7.25" X 11" head
- 4 Forged steel tines
- 30" Handle



SP30
pk. 4

HOE

- 54" Handle
- Steel head



GHF54
pk. 6


12 ABS POLY SCOOPS

- Poly grain scoop
- 14.5" Poly blade
- Long wood handle



2005-43
pk. 6

- Poly grain scoop
- 14.5" Poly blade
- D grip wood handle



2005-41
pk. 6

#2 ALUMINUM SCOOP

- 11" X 13.5" **Aluminum** head
- 30" **Fiberglass** handle
- D grip #2 scoop



AS19D
pk. 14

Promotional Shovels • Best Value • D.I.Y. Grade

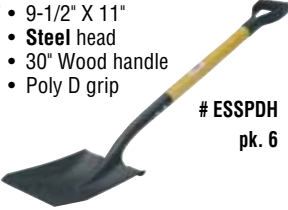
- 8-3/4" X 11-1/2"
- **Steel** head
- 30" Wood handle
- Poly D grip

ESRPDH
pk. 6



- 9-1/2" X 11"
- **Steel** head
- 30" Wood handle
- Poly D grip

ESSPDH
pk. 6



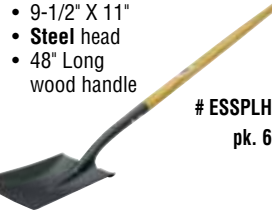
- 8-3/4" X 11-1/2"
- **Steel** head
- 48" Long wood handle

ESRPLH
pk. 6



- 9-1/2" X 11"
- **Steel** head
- 48" Long wood handle

ESSPLH
pk. 6



MINI SHOVEL

- 27-3/4" Overall length
- Heavy
- D grip handle

LG2019 pk. 6



D.I.Y. Grade • Wood Handle Garden Tools

14 TINE BOW RAKE



- 14" x 3" Head 54" Handle
- # BR20 pk. 6

WELDED 4 TINE CULTIVATOR



- 6" x 4-1/4" Head 54" Handle
- # GC10 pk. 6

GARDEN HOE



- 6" x 4-1/4" Head 54" Handle
- # GH10 pk. 6

Leaf Rakes

SPRING STEEL RAKE


- 22 Tempered spring steel tines w/ double spring brace
- 48" Wood handle

SR22X
pk. 12



2-IN-1 SHRUB & LEAF ALL METAL RAKE

- 15 Tines 46" metal handle
- Foldable Design**
Expands from 8" to 22" wide



ASLR pk. 12

POLY RAKES

- 48" Hardwood handle

Both Packed 12

24 Tines


22" Wide Head

PR27X

30 Tines

30" Wide Head

PR30X



HEAVY DUTY STEEL RAKES

- Coated spring steel
- Locking channel keeps tines in place
- Extra long handle
- Soft comfort grip


24 Tines 24" Wide Head

SR24

36 Tines 30" Wide Head

SR30HD

Both Packed 12



POLY SHRUB

- 48" Wood handle
- 10 Tines

G15
pk. 12



Garden Spades

- 7" X 12" steel head
- 30" Wood handle
- Metal D grip

SVGD24
pk. 6



- Steel Head
- 30" Wood Handle
- Metal D Grip

SVDD30
pk. 6



Post Hole Digger

PROFESSIONAL GRADE

- 48" Wood handle

DG-100
pk. 2



Gardening Basics

WHEEL BARROW

- Seamless steel tray
- Cross brace
- 2-Ply tire

CONTRACTOR GRADE

79010
5 Cubic Feet



79011
6 Cubic Feet

Both Packed 1

100LB CAPACITY BROADCAST SPREADER

- Up to 17,500 sq. ft. coverage
- **Stainless steel gears, axle, agitator shaft & linkage**
- Heavy duty coated steel frame
- Rust/corrosion proof hopper
- X-large 12.5" Pneumatic tires
- Flow regulator on handle
- Won't rust
- Flow regulator on handle

LG9550 pk. 1



Won't Rust!
Fast 3 Step Assembly!

FERTILIZER/SALT SPREADER

- 70 lb. capacity
- Up to 5,000 sq. ft. coverage
- Rust proof hopper, gear box & components
- U-shaped handle w/ fingertip on/off control
- Easy-rolling wheels
- Designed for maximum flow

LG9500 pk. 4



ROTARY HAND SPREADER

- Holds 1000 sq. ft. of product
- Good for fertilizer or seeds

RHS1 pk.4



42 GAL. CONTRACTOR BAGS

- 2'8" x 4'2" 3 Mil.

20 Bags/box

API20 pk. 6



50 Bags/box

API50 pk. 1

55 GAL. DRUM LINERS

- 37.5" x 48" x 10" 2 Mil.

20 Bags/box

DL20 pk. 1/6



Tools

Whether you're a retailer seeking fast-turning product or a craftsman looking for a superior tool, KC Professional® is the tool line for you. All KC Professional tools are uniquely crafted and quality tested before leaving the factory. These job-site-tough tools are ergonomically designed to provide comfort along with the durability consumers and tradesmen need.



KC Professional tools feature a complete assortment of pliers, screwdrivers, hammers, measuring, cutting and finishing tools, plus a versatile selection of pre-loaded counter displays, sales strips and quarter pallet programs that create the perfect promotional opportunity for any size retailer.



Measuring Tapes

MONSTER POWER LOCKING TAPES

- Heavy duty rubber
- Covered case
- S.A.E.
- P.R. APPROVED



		pk/case
# 90112	12 ft. x 3/4" wide	6/36
# 90115	16 ft. x 3/4" wide	6/36
# 90125	25 ft. x 1" wide	6/36
# 90133	33 ft. x 1" wide	6/36

MONSTER 1-1/4" WIDE TAPE MEASURE

- Extra heavy duty rubber case
- Power locking
- Counter display
- Easy to read tape
- P.R. APPROVED



		pk/case
# 79433TP	33 ft. x 1-1/4 wide	5

CARABINER TAPE MEASURE

- Easy-grip rubberized coating
- Flip-in carabiner
- Locking mechanism
- ABS plastic
- Counter display
- P.R. APPROVED



		pk/case
# 00104	16 ft.	6/12
# 00105	25 ft.	6/12

Measuring Tapes (continued)

POWER LOCKING TAPES

- Smooth power return
- Stainless belt clip
- True zero blade hook
- Neon high visibility case
- Positive Thumb Lock
- P.R. APPROVED



			pk/case
# 90012	12 ft. x 5/8" wide	Chrome Plated Case	6/36
# 90013	12 ft. x 5/8" wide	Neon Green Case	6/36
# 90014	12 ft. x 5/8" wide	Neon Orange Case	6/36
# 90016	16 ft. x 3/4" wide	Chrome Plated Case	6/36
# 90017	16 ft. x 3/4" wide	Neon Green Case	6/36
# 90018	16 ft. x 3/4" wide	Neon Orange Case	6/36
# 90026	25 ft. x 1" wide	Chrome Plated Case	6/36
# 90027	25 ft. x 1" wide	Neon Orange Case	6/36
# 90028	25 ft. x 1" wide	Neon Green Case	6/36

1" WIDE-HEAVY DUTY TAPE

- Orange, Yellow & Green



		pk/case
# 79425	25 ft. x 1" wide	6/48

Levels & Layout Tools

9" TORPEDO LEVEL W/ MAGNETIC STRIP



	pk/case
# 90150	6/36

Levels & Layout Tools *(continued)*

12" COMBINATION SQUARE W/ LEVEL

90162 pk/case
6/36




2 PC. LINE LEVEL SET

90166 pk/case
6/36



24" CARPENTER SQUARE

64448 pk/case
5/20



ALUMINUM ROOFING SQUARE

90160 pk/case
6/36



Chalk & Chalk Lines

100 FT. BLUE CHALK SET METAL BODY REEL & 4 OZ. CHALK

90172 pk/case
6/36



270 FT. LINE REEL

- #18 Twisted nylon

90170 pk/case
6/36



8 OZ. CHALK REFILL — 6 PC. COUNTER DISPLAY

- Micro-fine quality blue marking chalk for all chalk reels

90178 pk/case
6/24



3 PC. DELUXE CHALK SET 100 FT

- Rewinds 3-times faster than traditional reels
- Line level
- 4 oz. chalk refill

90173 pk/case
6/36



Screwdrivers

MONSTER 15-IN-1 RATCHETING SCREWDRIVER

- Popular bit sizes store conveniently in handle: #0, #1, #2-2 pc., #3 1/8", 3/16", 1/4", 9/32" T10, T15, T20
- Magnetic tip
- Large triangular shape handle for maximum torque



	pk/case
# 97630	6/36

MONSTER 10 PC. COUNTER DISPLAY



	pk/case
# 97632	1/4

MONSTER 6-IN-1 INTERCHANGEABLE SCREWDRIVER

- Chrome vanadium tips
- Large ergonomic rubberized handle
- Contains: #2 & 1/4" Bit #1 & 3/16" Bit 1/4" x 5/16" Hex



	pk/case
# 97230	6/36

MONSTER 43 PC. SCREWDRIVER SET

- Easy grip handles
- 8 Screwdrivers
- 1 Ratcheting bit driver
- 20 Carbon steel bits w/ holders
- 6 SAE sockets
- 6 Precision screwdrivers w/ case
- 1 Magnetic extension bar
- 1 Nylon pouch
- Lift off PDQ display box



	pk/case
# 99043	6

Screwdrivers (continued)

MONSTER HEAVY DUTY ERGONOMIC TORQUE GRIP SCREWDRIVERS

- Chrome vanadium heat treated steel blade
- Rubberized super grip surface
- Magnetic tip



	Shaft Diameter x Shaft Length		pk/case
# 79183R	1/8" x 3-1/2"	Slotted	6/72
# 79315R	3/16" x 4"	Slotted	6/72
# 79316R	3/16" x 6"	Slotted	6/72
# 79141R	1/4" x 1-1/2"	Slotted	6/72
# 79144R	1/4" x 4"	Slotted	6/72
# 79146R	1/4" x 6"	Slotted	6/72
# 79516R	5/16" x 6"	Slotted	6/72
# 79140R	1/4" x 4"	Slotted Square	6/72
# 79160R	5/16" x 6"	Slotted Square	6/72
# 79182R	1/8" x 2-1/2"	#0 Phillips	6/72
# 79313R	3/16" x 3"	#1 Phillips	6/72
# 79411R	1/4" x 1-1/2"	#2 Phillips	6/72
# 79145R	1/4" x 4"	#2 Phillips	6/72
# 79166R	5/16" x 6"	#3 Phillips	6/72

MONSTER 6 PC. SCREWDRIVER SET & RACK

- Chrome plated
- High torque rubberized handles
- Hardened & tempered
- Contains: #1 x 3" Phillips #2 x 4" Phillips 1/4" x 4" Slotted 3/16" x 4" Slotted 1/4" x 6" Slotted 3/16" x 6" Slotted



	pk/case
# 99013	6

Screwdrivers (continued)

SLOTTED SCREWDRIVERS

- Chrome Vanadium Steel
- Strong handle
- Hang card



97200



97203



97212

			pk/case
# 97200	1/8" x 3"	w/ Pocket Clip	6/36
# 97201	3/16" x 4"		6/36
# 97202	3/16" x 6"		6/36
# 97203	1/4" x 4"		6/36
# 97204	1/4" x 6"		6/36
# 97205	5/16" x 6"	Heavy Duty	6/36
# 97206	1/4" x 1-1/4"	Stubby	6/36
# 97211	1/4" x 4"	Square Shaft	6/36
# 97212	5/16" x 6"	Square Shaft	6/36
# 97221	3/16" x 10"	X.Long Shaft	6/36
# 97222	1/4" x 10"	X.Long Shaft	6/36

PHILLIPS SCREWDRIVERS

- Chrome Vanadium Steel
- Strong handle
- Hang card



97213



97209



97210

			pk/case
# 97213	#0 x 3"	w/Pocket Clip	6/36
# 97207	#1 x 3"		6/36
# 97208	#2 x 4"		6/36
# 97209	#3 x 6"		6/36
# 97210	#2 x 1-1/4"	Stubby	6/36
# 97223	#1 x 10"	X. Long Shaft	6/36
# 97224	#2 x 10"	X. Long Shaft	6/36

Screwdrivers (continued)

6 PC. ASSORTED SCREWDRIVER SET

- Chrome Vanadium Steel
- 2 Phillips:
#1 x 3", #2 x 4"
- 4 Slotted:
3/16" x 4"
3/16" x 6"
1/4" x 4"
1/4" x 6"

	pk/case
# 97214	6/36



6-IN-1 INTERCHANGEABLE SCREWDRIVER

- 12 pc. Counter display
- Chrome vanadium tips
- #1 Phillips, 3/16" Slotted
- #2 Phillips, 1/4" Phillips
- 1/4" Hex, 5/16" Hex

	pk/case
# 97432	12/48



50 PC. SCREWDRIVER BUCKET DISPLAY

- Vinyl grip handle



			pk/case
# 97280	Phillips Only	#1 x 4", #2 x 4" 3/16" x 4", 1/4" x 4", #1 x 4", 3/16" x 6", 1/4" x 6", #2 x 4"	1
# 97281	Slotted & Phillips		1

6 PC. JEWELERS SCREWDRIVER SET

- 2 Phillips:
#0, #1,
- 4 Slotted:
3/64", 5/64",
3/32", 1/8"

	pk/case
# 97923	6/36



Screwdrivers (continued)

MAGNETIC TIP SCREWDRIVER SET

- Contains:
#1 x 4" Phillips
- 3/16" x 4" Slotted



	pk/case
# 342HD	6/72

2 PC. POCKET SCREWDRIVER SET

- Magnetic
- Pocket clips
- Ideal for small repairs
- Contains:
1 Slotted
1 Phillips



	pk/case
# 79162	12/144

Nutdrivers

- Drop forged steel
- Color coded handles
- Hollow shaft



		pk/case
# 97290	3/16"	6/36
# 97291	1/4"	6/36
# 97292	5/16"	6/36
# 97293	11/32"	6/36
# 97294	3/8"	6/36
# 97295	7/16"	6/36
# 97296	1/2"	6/36

7 PC. NUTDRIVER SET

- Hollow shaft
- Includes:
3/16", 1/4", 5/16", 11/32",
3/8", 7/16", & 1/2"



	pk/case
# 97297	6/36

Screwdrivers (continued)

CORDLESS SCREWDRIVER - 21 PC.

- Powerful 3.6 Volts
- LED indicator for: forward, reverse, charging
- Initial & repeat charging: 3 - 5 hours
- Comfortable pistol grip
- Magnetic holder
- Popular tips



	pk/case
# CDS36VX	6/24

12 PC. STUBBY TOOL SET

- High strength carbon steel
- 6" Adjustable wrench
- Reversing ratchet screwdriver
- 10 pc. screwdriver bits w/ holder
- Rubberized comfort grip



	pk/case
# 99012	6/24

63 PC. RATCHET SCREWDRIVER SET

- Heavy duty contractor grade
- Heat treated Chrome Vanadium bits
- 1/4" Hex shanks
- 1", 2", & 3" Lengths
- Durable ABS storage case



	pk/case
# 24007	5/20

9-IN-1 LIGHTED SCREWDRIVER

- Contains: 7 assorted bits,
telescopic magnet, & light
- 2 Krypton bulbs included



	pk/case
# 79913	6/48

Clamps

C-CLAMPS

- Heavy duty
- Galvanized malleable iron
- Heavy duty steel screw
- Sliding T-handle rust resistant



					pk/case
# 94410	1"	C-Clamp	1"	Depth	6/36
# 94420	2"	C-Clamp	1"	Depth	6/36
# 94422	2-1/2"	C-Clamp	2"	Depth	6/36
# 94425	2-1/2"	C-Clamp	2-1/2"	Depth	6/36
# 94430	3"	C-Clamp	2"	Depth	6/36
# 94440	4"	C-Clamp	3"	Depth	6/36
# 94450	5"	C-Clamp	3"	Depth	6/36
# 94460	6"	C-Clamp	3.5"	Depth	6/36
# 94480	8"	C-Clamp	4"	Depth	6/36

SPRING CLAMPS

- Heavy duty spring
- Polished steel
- Cushion grip handles



		pk/case
# 94694	1" Opening	6/36
# 94696	2" Opening	6/36
# 94699	3" Opening	6/18

16 PC. DELUXE SPRING CLAMP SET

- Spring loaded jaws
- Pivot jaw tips for extra firm hold
- Includes:
 - 6 pc. - 1/2",
 - 4 pc. - 3/2",
 - 4 pc. - 1",
 - 2 pc. - 2"



	pk/case
# 59917	12

Tool Bags & Totes

16" TOOL BAG

- Steel reinforced wide mouth opening
- Tough nylon exterior
- 8 Quick access tool pouches
- 8 Interior pockets, 12 exterior pockets
- 2 Secure snap hooks



	pk/case
# TB1	6

ELECTRICIAN TOTE

- Steel reinforced wide mouth opening
- Tough nylon exterior
- 8 Quick access tool pouches
- 8 Interior pockets, 12 exterior pockets
- 2 Secure snap hooks
- 6 Open exterior pockets
- 3 Interior sections
- 4 Slotted pen/pencil holders
- Small reclosable pockets
- Tape measure holder
- Reinforced handle
- Fast access elastic straps



	pk/case
# TB3	6

Wrecking Bars

- Beveled edges enamel finish

	Length	Thick	pk/case
# GW12	12"	1/2"	10
# GW18	18"	5/8"	6
# GW24	24"	3/4"	1/6
# GW30	30"	3/4"	1/6
# GW48	48"	1"	1/2



Pry Bar

	Length	Thick	pk/case
# GCVB15	15"	1-1/4"	6/48



Wrap Around Safety Glasses

- Full coverage
- Adjustable temples
- 99% UV protection



	pk/case
# 103-1	6/48

Hand Saws

MONSTER HANDSAWS – 8 POINTS PER INCH

- 3-Way ground teeth fully polished blade
- Bi-color handle w/ soft cushion grip
- High frequency hardened teeth



		pk/case
# 92320	20" Blade	6/36
# 92324	24" Blade	6/24

HANDSAWS – 8 POINTS PER INCH

- 3-Way ground teeth fully polished blade
- Hardwood handle w/ rubber grip
- High frequency hardened teeth



		pk/case
# 92215	15" Blade	6/36
# 92220	20" Blade	6/36
# 92226	26" Blade	6/36

14" HANDSAW

- 7 Teeth / 8 points per inch
- Crosscut design
- Rubber grip handle



	pk/case
# HS14	6/48

12" COMPASS SAW

- 8 Points per inch
- Hardwood handle
- High frequency hardened teeth



	pk/case
# 92212	6/30

MONSTER 6" COPING SAW

- Secured blade extension system
- 5" Extra deep blade frame
- Cuts wood, plastic & light metals
- Super-sized rubber grip molded handle
- High frequency hardened teeth



	pk/case
# 92146	6/36

Hand Saws (continued)

MONSTER 6" WALLBOARD SAW

- Precision ground super stay-sharp teeth
- Rubberized comfort grip handle
- Push tip
- High frequency hardened teeth



	pk/case
# 92130	6/36

6" WALLBOARD SAW

- Sharp point hardened & tempered steel blade
- Cuts through wallboard & synthetic building materials
- Large heavy duty rubber grip



	pk/case
# 92147	6/36

2 PC. MITRE BOX & 14" SAW SET

- **Miter box features:**
- Ruled edge stepped base for stability
- **Saw features:**
- 13 Teeth / in. comfort grip handle
- Double grounded teeth & hardened points



	pk/case
# HSMB	6/12

14" BACKSAW

- High frequency hardened & 3-way ground teeth
- 12 Points per in. fully polished blade
- Rubber grip handle



	pk/case
# 92314	6/36

Hack Saws

DELUXE ALUMINUM HACKSAW w/BLADE STORAGE IN FRAME

- Blade can be set at 55° angle
- Blade tension control on handle permits flush cuts
- Insert blade in front of frame for compass saw cutting



	pk/case
# 92151	6/36

8" TO 12" ADJUSTABLE HACKSAW

- Adjusts to fit 10" or 12" blades
- Rigid steel frame
- Comfortable pistol grip



	pk/case
# 92149	6/36

12" HACKSAW BLADES

- Precision ground & heat treated cutting edges
- Fits all standard hack saws



	pk/case
# HSB12 5 pk.	12/144
# 41325 10 - 24 teeth	5/50
# 41326 10 - 32 teeth	5/50

MONSTER CLOSE QUARTER MINI HACKSAW

- Zinc alloy mini hacksaw for cutting in hard-to-reach places
- Uses standard 10" blade
- Attach & release blade w/o a screwdriver
- Rubberized comfort grip handle



	pk/case
# 92148	6/36

Hack Saws (continued)

6" CLOSE QUARTER MINI HACKSAW

- Industrial strength premium hacksaw
- Close fit sloped front frame
- 6 Blade angle settings
- Rubber grip molded handle



		pk/case
# 92152	Mini Hacksaw	6/36
# 41324	Replacement Blades	5/50

6" MINI HACKSAW

- Heavy duty metal frame
- Fine cut - 24 teeth



		pk/case
# 41323	Mini Hacksaw	5/50
# 41324	Replacement Blades, 10 pk.	5/50

Steel Sawhorse

- Rust resistant hot-dipped galvanized finish
- Holds up to 500 lb.
- Locking legs fold for compact storage
- Pre-drilled holes on top of sawhorse allows easy attachment of wood boards



	case
# 64450	50

Hand Pop Riveter Set

- Heavy-duty hand rivet gun w/ 4 nozzles & nozzle wrench
- 61 Total pc. including 4 rivet sizes (15 pc.)
- Carded



	pk/case
# 31585	6/24

Cold Chisel

- Drop forged
- Cushion vinyl grip



		pk/case
# 91180	1/2" Blade	6/36
# 91181	3/4" Blade	6/36
# 91182	7/8" Blade	6/36

Files

MONSTER FILES

- Ergonomic soft rubber grip handle
- High alloy steel
- Precision, uniformity & sharpness



		pk/case
# 93970	6" Mill File	6/36
# 93971	8" Mill File	6/36
# 93972	10" Mill File	6/36
# 93990	6" Mill Bastard File	6/36
# 93991	8" Mill Bastard File	6/36
# 93992	10" Mill Bastard File	6/36
# 93975	6" Round Mill File	6/36
# 93976	8" Round Mill File	6/36
# 93979	8" Half Round Mill File	6/36
# 93980	8" Half Round RASP	6/36
# 93977	6" Slim Taper File	6/36
# 93978	8" Slim Taper File	6/36



Files (continued)

FILES

- High speed steel plastic molded handle
- Carded double blister



93875 93871

		pk/case
# 93870	6" Mill Bastard File	6/36
# 93871	8" Mill Bastard File	6/36
# 93872	10" Mill Bastard File	6/36
# 93875	6" Round Bastard File	6/36
# 93876	8" Round Bastard File	6/36
# 93879	8" Half Round Bastard File	6/36
# 93880	8" Half Round Wood RASP	6/36
# 93877	6" Slim Taper File	6/36
# 93878	7" Slim Taper File	6/36

Sharpening Stone

- Combination Type:
One coarse side
One fine side
- Aluminum oxide



		pk/case
# 056	6" Stone	12/48
# 058	8" Stone	12/48

Punches

- Chrome vanadium steel
- Precision ground & hardened
- Drop forged
- Vinyl grip
- Carded double blister



		pk/case
# 91183	1/8" Pin Punch	6/36
# 91184	1/4" Taper Punch	6/36
# 91185	3/8" Center Punch	6/36

4" Needle File Set

- 6 pc. set includes:
- Flat half round
- Round
- Triangle
- Square
- Knife



	pk/case
# 93906	6/36

Steel-Thru Scratch Awls

- Through handle full shaft blade
- Steel striking surface on metal shaft
- Shock proof handle
- Safety grip



	pk/case
# 97262	6/36

Nail Sets

- Chrome Vanadium Steel
- Raised shaft for better grip
- Carded double blister



		pk/case
# 91170	1/32" Tip Nail Set	6/36
# 91171	1/16" Tip Nail Set	6/36
# 91172	3/32" Tip Nail Set	6/36
# 91173	1/8" Center Punch	6/36

4 PC. NAIL & CENTER PUNCH SET

- Contains:
- 1/32" Tip nail set
- 1/16" Tip nail set
- 3/32" Tip nail set
- 1/8" Center punch



	pk/case
# 91174	6/36

Hot Melt Glue Gun

- Trigger feed
- No drip nozzle
- Glue sticks included
- Bonding, joining, sealing, caulking, fastening



		pk/case
# GG1	Glue Gun	6/48
	Replacement Glue	
# GG2	Sticks (12pk)	6/48

Files & Chisels

WOOD CHISEL

- Precision ground edges resin handle
- Carded
- Double blister



91122



79020

		pk/case
# 91120	3/8" Blade	6/36
# 91121	1/2" Blade	6/36
# 91122	3/4" Blade	6/36
# 91123	1" Blade	6/36
# 91124	1-1/4" Blade	6/36
# 79020	3 Piece Set: 1/2", 3/4", 1"	4/24

Staple Gun & Staples

W/ BONUS STAPLES

- All-Steel construction jam-proof mechanism
- All-Chrome finish built-in staple lifter
- Uses JT21* or GSTP1000 staples



	pk/case
# GSTP999	4/24

HEAVY DUTY

- All-Steel construction jam-proof mechanism
- All-Chrome finish built-in staple lifter
- Uses T50* or GSTP506 staples



	pk/case
# GSTP50	4/24

1000 STANDARD STAPLES



GSTP1000



GSTP506

			pk/case
# GSTP1000	1/4"	Fits #JT21* & #GSTP999	10
# GSTP506	3/8"	Fits #T50* & #GSTP50	10

*Trademarks of Arrow Fastener Co.

Hammers

MONSTER RIP HAMMERS

- Ergonomic soft rubber grip handle
- Fully polished drop-forged head
- Professionally balanced



		pk/case
# 96717	16 oz.	6/36
# 96720	20 oz.	6/36

WOOD HANDLE

- Fully polished drop-forged head
- 16 oz.



	pk/case
# 96615	6/24

FIBERGLASS HANDLE W/ NEON GRIP

- Fully polished drop-forged head
- 16 oz.



	pk/case
# 96617	6/24

TUBULAR STEEL HANDLE

- Fully polished drop-forged head
- 16 oz.



	pk/case
# 96601	6/36

FIBERGLASS HANDLE / PRO GRADE

- Fully polished drop-forged head
- 16 oz.



	pk/case
# 96605	6/24

HICKORY WOOD HANDLE

- Fully polished drop-forged head
- 16 oz.



	pk/case
# 96603	6/36

TUBULAR STEEL HANDLE

- Fully polished drop-forged head
- 20 oz.



	pk/case
# 96701	6/36

Hammers (continued)

HICKORY WOOD HANDLE

- Fully polished drop-forged head
- 20 oz.



	pk/case
# 96703	6/36

HICKORY HANDLE W/ RUBBER GRIP

- Fully polished drop-forged head
- 20 oz.



	pk/case
# 96707	6/36

FIBERGLASS HANDLE W/ NEON GRIP

- Fully polished drop-forged head
- 20 oz.



	pk/case
# 96705	6/24

ONE PIECE STEEL

- Fully polished drop-forged head
- 16 oz.



		pk/case
# 96709	20 oz.	4/24
# 96710	16 oz.	6/36

FRAMING HAMMER MILL FACE / HICKORY HANDLE

- Fully polished drop-forged head
- 22 oz.



	pk/case
# 96609	6/24

STEEL HANDLE CLAW

- Fully polished drop-forged head
- 16 oz.



	pk/case
# 96708	4/24

Hammers (continued)

MONSTER CLAW HAMMERS

- Ergonomic soft rubber grip handle
- Fully polished drop-forged head
- Professionally balanced



			pk/case
# 96716	16 oz.	Claw	6/36

TUBULAR STEEL HANDLE

- Fully polished drop-forged head
- 16 oz.



			pk/case
# 96600			6/24

WOOD HANDLE (NOT POLISHED HEAD)

- Fully polished drop-forged head
- 16 oz.



			pk/case
# 96612			6/24

HICKORY HANDLE (NOT POLISHED HEAD)

- Fully polished drop-forged head
- 16 oz.



			pk/case
# 96602			6/36

FIBERGLASS HANDLE W/ NEON GRIP

- Fully polished drop-forged head
- 16 oz.



			pk/case
# 96616			6/24

FIBERGLASS HANDLE / PRO GRADE

- Fully polished drop-forged head
- 16 oz.



			pk/case
# 96604			6/36

Hammers (continued)

24 oz. BALL PEEN HAMMER

- Hickory wood handle



			pk/case
# 96524			6/24

BRICK HAMMERS

- 24 oz.



			pk/case
# 96623	Hickory wood handle		1/6
# 96624	Fiberglass handle w/ rubber grip		6/24

Rubber Mallets



			pk/case
# 96630	16 oz.	Tubular Steel rubber handle	6/36
# 544	32 oz.	Hardwood handle	6/24

3 lb. Hammers

MONSTER FIBERGLASS HANDLE



			pk/case
# 96805	10.5" Double face hammer	3 lb.	4/16
# 96815	10.5" Drilling hammer	3 lb.	4/16

HARDWOOD HANDLE



			pk/case
# 96800	16" Double face hammer	3 lb.	1/16
# 96810	10.5" Drilling hammer	3 lb.	1/16

Pliers

LONG NOSE PLIERS

- Induction hardened cutting edge
- Fully polished
- Drop forged
- Cushion sure-grip handles

		pk/case
# 95500	5-1/2"	6/36
# 95501	6-1/2"	6/36
# 95502	8"	6/36



LINESMAN PLIERS

- Induction hardened cutting edge
- Fully polished
- Drop forged
- Cushion sure-grip handles

		pk/case
# 95505	7"	6/36
# 95509	8"	6/36



SLIP GROOVE PLIERS

- Induction hardened cutting edge
- Fully polished
- Drop forged
- Cushion sure-grip handles

		pk/case
# 95517	8"	6/36
# 95518	10"	6/36
# 95519	12"	6/36
# 95526	16"	6/36



SLIP JOINT PLIERS

- Induction hardened cutting edge
- Fully polished
- Drop forged
- Cushion sure-grip handles

		pk/case
# 95506	6-1/2"	6/36
# 95508	8"	6/36



DIAGONAL CUTTER

- Induction hardened cutting edge
- Fully polished
- Drop forged cushion sure-grip handles

		pk/case
# 95507	5-1/2"	6/36
# 95503	6-1/2"	6/36
# 95504	7"	6/36



Spring Loaded Pliers & Cutters

BENT NOSE PLIERS

- Spring loaded for fine exact work
- Induction hardened cutting edge
- Fully polished
- Drop forged
- Cushion sure-grip handles

		pk/case
# 95511	4-1/2"	6/36



LONG NOSE PLIERS

- Spring loaded for fine exact work
- Induction hardened cutting edge
- Fully polished
- Drop forged
- Cushion sure-grip handles

		pk/case
# 95512	4-1/2"	6/36



NEEDLE NOSE PLIERS

- Spring loaded for fine exact work
- Induction hardened cutting edge
- Fully polished
- Drop forged
- Cushion sure-grip handles

		pk/case
# 95515	5-1/2"	6/36



DIAGONAL CUTTERS

- Spring loaded for fine exact work
- Induction hardened cutting edge
- Fully polished
- Drop forged
- Cushion sure-grip handles

		pk/case
# 95510	5"	6/36



PRECISION END NIPPERS

- Spring loaded for fine exact work
- Induction hardened cutting edge
- Fully polished
- Drop forged
- Cushion sure-grip handles

		pk/case
# 95513	5-1/2"	6/36



Pliers

MONSTER LOCKING PLIERS

- Chrome vanadium steel
- Black nickel coated
- Safety grip release lever
- Double dipped comfort cushion grip
- Curved jaw



98627

pk/case

# 98625	5"	6/36
# 98627	7"	6/36
# 98629	9"	6/36



LOCKING PLIERS – STRAIGHT JAW

- Drop forged
- One hand release lever
- Accurate adjustments w/ knuckle knob



pk/case

# LPS5	5"	Straight Jaw	6/36
# LPS7	7"	Straight Jaw	6/36

LOCKING PLIERS – CURVED JAW

- Drop forged
- One hand release lever
- Accurate adjustments w/ knuckle knob



pk/case

# 98525	5"	Curved Jaw	6/36
# 98527	7"	Curved Jaw	6/36
# LPC7	7"	Curved Jaw	6/36
# 98529	10"	Curved Jaw	6/36

LOCKING PLIERS – LONG NOSE

- Drop forged
- One hand release lever
- Accurate adjustments w/ knuckle knob



pk/case

# 98526	6"	Long Nose	6/36
# 98528	9"	Long Nose	6/36

Specialty

FENCING PLIERS

- Dual wire cutters
- Heavy duty prong for easy staple removal
- Corrugated hammer head
- Induction hardened cutting edge
- Fully polished
- Drop forged
- Cushion sure-grip handles

pk/case

# 95521	6/36
---------	------



END CUTTING NIPPERS

- Induction hardened cutting edge
- Fully polished
- Drop forged cushion sure-grip handles

pk/case

# 95516	6"	6/36
# 95520	8"	6/36



8" Crimping Tool

- Bolt threader
- Wire cutter
- Wire stripper
- Crimper
- Drop forged
- Heat-treated steel
- Durable finish
- Finger grip PVC handles for comfort & non-slip grip

pk/case

# GCRTX	6/72
---------	------



Electric Guns & Irons

SOLDERING IRON

- 2 Interchangeable points
- safety rest included
- Carded



pk/case

# PN30	30 Watt	12/72
# PN40	40 Watt	12/72
# PN60	60 Watt	12/72

Wrenches

MONSTER ADJUSTABLE WRENCHES

- Chrome vanadium steel
- Black nickel chrome
- Precision machined ergonomic comfort cushion grip
- Extra wide opening
- Laser-marked scale on head
- Bonus hex wrenches built into handle



		pk/case
# 98746	6"	6/36
# 98748	8"	6/36
# 98750	10"	6/36
# 98751	12"	6/36

ADJUSTABLE WRENCHES

- Chrome vanadium steel
- Drop forged
- Precision machined
- Heavy duty
- Carded
- Double blister



		pk/case
# 98646	6"	6/36
# 98648	8"	6/36
# 98650	10"	6/36
# 98651	12"	6/36
# 98652	15"	4/6

ADJUSTABLE PIPE WRENCHES

- Heavy duty high alloy steel
- Drop forged jaw



		pk/case
# 98702	8"	6/36
# 98703	10"	6/24
# 98704	14"	6/12
# 98705	18"	1/6
# 98706	24"	1/6

5 PC. - COMBINATION WRENCH SETS

- Drop-forged of high grade chrome alloy steel
- Heat-treated
- Metal storage clip included
- Carded



		pk/case
# GCOW5CX	S.A.E.: 3/8", 7/16", 1/2", 9/16", 5/8"	6/36
# GCMW5CX	METRIC: 8 mm, 10 mm, 12 mm, 14 mm, 17 mm	6/36

S.A.E. Hex Wrench Sets

7 PC. SHORT ARM

- Small sizes
- Vinyl pouch

	pk/case
# 97319	6/36



9 PC. LONG ARM

- Large sizes
- Vinyl pouch

	pk/case
# 97322	6/36



8 PC. SHORT ARM

- Small sizes
- Key ring holder

	pk/case
# 97320	6/36



8 PC. SHORT ARM

- Small sizes
- Metal folding case

	pk/case
# 97326	6/36



9 PC. SHORT ARM

- Medium sizes
- Metal folding case

	pk/case
# 97327	6/36



9 PC. LONG ARM

- Popular sizes
- Plastic holder

	pk/case
# 97333	10/40



Metric Hex Wrench Sets

8 PC. SHORT ARM

- Small sizes
- Key ring holder



	pk/case
# 97321	6/36

7 PC. SHORT ARM

- Small sizes
- Metal folding case



	pk/case
# 97329	6/36

S.A.E. & Metric Hex Wrench Sets

25 PC. LONG & SHORT ARM HEX WRENCH SET



- S.A.E & METRIC
- Alloy steel black oxide finish
- Vinyl pouch

	pk/case
# 97325	6/36

S.A.E. Ball Point Style

9 PC. COMPACT

- Popular sizes
- Metal folding case



	pk/case
# 97331	12/120

9 PC. SHORT ARM

- Popular sizes
- Plastic holder



	pk/case
# 97335	10/40

Metric Ball Point Style

7 PC. COMPACT

- Popular sizes
- Metal folding case



	pk/case
# 97332	12/120

9 PC. SHORT ARM

- Popular sizes
- Plastic holder



	pk/case
# 97334	10/40

7 pc. Star/Torx Wrench Set

- Short arm small sizes
- Metal folding case



	pk/case
# 97324	6/36

Snips & Cutters

MONSTER AVIATION SNIPS

- Cuts sheet metal, wire, vinyl, tile & more
- Chrome vanadium steel
- Safety latch
- Drop forged heat treated blades
- Ergonomic comfort handle reduces fatigue



		pk/case
# 92519	Left Cut	6/36
# 92521	Right Cut	6/36
# 92520	Straight Cut	6/36
# 92522	Straight Duckbill	6/36

TIN SNIPS

- For cutting sheet metal, plastic, linoleum
- Fully polished drop forged
- Cushion sure-grip handles



		pk/case
# 92508	8"	6/36
# 92510	10"	6/24
# 92512	12"	6/36

BOLT CUTTERS

- Chrome vanadium steel
- Large slip resistant grip



		pk/case
# 92530	8"	6/36
# 92531	14"	6/24
# 92532	18"	2/12
# 92533	24"	1/6
# 92534	30"	1/6
# 92536	36"	1/5

Utility Knives & Replacement Blades

MONSTER METAL UTILITY KNIFE

- Metal body
- Two heavy duty blades included
- 4 Thumb blade positions



		pk/case
# 92425		6/36

RUBBER GRIP UTILITY KNIFE

- Rubber grip
- Two heavy duty blades included
- 4 Thumb blade positions



		pk/case
# 92430		6/36

QUICK CHANGE BLADE UTILITY KNIFE

- Push button blade storage & release
- Multi purpose side cutter
- Blades included



		pk/case
# 92438		6/36

BREAKAWAY UTILITY KNIFE W/ 3 BLADES INCLUDED

- Positive blade locking system
- Soft rubber grip handle



		pk/case
# 92436	5" Knife w/ 3/8" Blades	6/36
# 92434	7" Knife w/ 3/4" Blades	6/36

10 BREAKAWAY REPLACEMENT BLADES

- Plastic storage case
- Universal fit



		pk/case
# 92437	3/8" Blades	6/36
# 92435	3/4" Blades	6/36

Utility Knives & Replacement Blades

(continued)

HEAVY DUTY UTILITY KNIFE

- Safety orange color
- Solid cast metal
- Professional retractable
- Blade included



	pk/case
# 79005	12/144

UTILITY KNIFE REPLACEMENT BLADES



		pk/case
# 92432	5 pk.	6/36
# 92426	10 pk.	12/480

100 BLADE DISPENSER W/ UTILITY KNIFE REPLACEMENT BLADES

- Fits most knives



	pk/case
# 92400	6/36

Tubing Cutters

MINI CUTTER

- Induction hardened alloy steel cutting wheel
- Cuts 1/8" to 7/8" Tubing
- Designed for close quarters



	pk/case
# 92714	6/36

CUTTER

- Induction hardened alloy steel cutting wheel
- Cuts 1/8" to 1-1/8" tubing
- Fold-in reaming tool
- High tensile strength nylon handle
- Extra blade stored in handle



	pk/case
# 92710	6/36

Scrapers

BURN-OFF SCRAPER

- Heavy duty steel blade
- Chisel point
- Comfort grip handle
- Offset design protects hands



	pk/case
# 97610	12/display

4" RAZOR SCRAPER

- 5 Blades included



	pk/case
# 92428	6/36

SOFT GRIP SAFETY SCRAPER

- W/ 5 single edge blades



	pk/case
# PT05521	12/144

MINI SCRAPER W/ BLADE

- Includes 5 extra blades



	pk/case
# 92423	6/36

SINGLE EDGE RAZOR BLADES

- Fit all standard razor blade tools



		pk/case
# SEB10	10pc./card	10/100
# SEB100	100pc./box	10/50

Impulse Power Bit Program

Free Racks + Save 10% Savings on Program Purchases



Item#	Description	Qty / Pack	Each Price	Price per Bowl
# 03400	Magnetic Bit Holder w/ Lock	25◆		
# 03401	3" x 1/4 Magnetic Bit Holder	50◆		

6 Bowl 03440KIT	12 Bowl 03441KIT	24 Bowl 03442KIT
1 pk.	1 pk.	1pk.
1 pk.	1 pk.	1 pk.



Item#	Description	Qty / Pack	Each Price	Price per Bowl
# 03402	Magnetic Screw Guide	25◆		
# 03403	Compact Magnetic Screw Guide	25◆		

6 Bowl 03440KIT	12 Bowl 03441KIT	24 Bowl 03442KIT
	1 pk.	1pk.
	1 pk.	1 pk.



Item#	Description	Qty / Pack	Each Price	Price per Bowl
# 03404	1" #1 Phillips Bit	250◆		
# 03405	1" #2 Phillips Bit	250◆		
# 03406	1" #2 Phillips Drywall Bit (Dimpler)	100◆		
# 03407	1" #2 Phillips - Reduced Head	250◆		
# 03408	1" #2 Square	250◆		

6 Bowl 03440KIT	12 Bowl 03441KIT	24 Bowl 03442KIT
	1 pk.	1 pk.
	1 pk.	1 pk.
		1 pk.



Item#	Description	Qty / Pack	Each Price	Price per Bowl
# 03410	2" #1 Phillips X #3/16" Slotted	75◆		
# 03411	2" #2 Phillips x #1/4" Slotted	75◆		
# 03412	2" #2 Phillips x #2 Phillips	75◆		

6 Bowl 03440KIT	12 Bowl 03441KIT	24 Bowl 03442KIT
		1 pk.
	1 pk.	1 pk.



Impulse Power Bit Program

CREATE YOUR OWN ASSORTMENT
ORDER 6 OR 12 BOWL
w/ DISPLAY RACK

6 BOWL / RACK—701060
12/BOWL / RACK—701061



Strong Plastic Bowls
Sturdy Rack w/ Eye Catching Signage
Clear Descriptive Labels on EVERY Bowl



Item#	Description	Qty / Pack	Each Price	Price per Bowl
# 03409	Quad Drive	100◆		
# 03413	2" #1 Phillips	125◆		
# 03414	2" #2 Phillips	125◆		
# 03415	2" #3 Phillips	125◆		
# 03416	3" #2 Phillips	100◆		
# 03417	6" #2 Phillips	45◆		
# 03418	2" #2 Square	125◆		
# 03419	6" #2 Square	45◆		
# 03420	2" #25 Star Compatible Bit	75◆		

6 Bowl 03440KIT	12 Bowl 03441KIT	24 Bowl 03442KIT
1 pk.	1 pk.	1 pk.
		1 pk.
		1 pk.
		1 pk.
	1 pk.	1 pk.
		1 pk.
		1 pk.

Item#	Description	Qty / Pack	Each Price	Price per Bowl
# 03421	1/4" Magnetic Nut Setter	50◆		
# 03422	5/16" Magnetic Nut Setter	50◆		
# 03423	3/8" Magnetic Nut Setter	50◆		
# 03424	7/16" Magnetic Nut Setter	50◆		
# 03425	2-9/16" x 1/4" Magnetic Nut Setter	25◆		
# 03426	2-9/16" x 5/16" Magnetic Nut Setter	25◆		
# 03427	2-9/16" x 3/8" Magnetic Nut Setter	25◆		

6 Bowl 03440KIT	12 Bowl 03441KIT	24 Bowl 03442KIT
1 pk.	1 pk.	1 pk.
1 pk.	1 pk.	1 pk.
	1 pk.	1 pk.
		1 pk.
		1 pk.
		1 pk.

Item#	Description	Qty / Pack	Each Price	Price per Bowl
# 03428	1/4" Socket Drive	50◆		
# 03429	3/8" Socket Drive	50◆		

6 Bowl 03440KIT	12 Bowl 03441KIT	24 Bowl 03442KIT
		1 pk.
		1 pk.

Item#	Description	Qty	Each Price
# 98407	UPC Scanner Sheet for Register Use	1	N/C

Drill Bits

High Speed Drill Bits



#	Size	pk/case
# HSS116	1/16" High Speed Drill Bits-2 pk.	12/144
# HSS564	5/64" High Speed Drill Bits-2 pk.	12/144
# HSS332	3/32" High Speed Drill Bits-2 pk.	12/144
# HSS764	7/64" High Speed Drill Bits-2 pk.	12/144
# HSS18	1/8" High Speed Drill Bits-2 pk.	12/144
# HSS964	9/64" High Speed Drill Bits	12/144
# HSS532	5/32" High Speed Drill Bits	12/144
# HSS1164	11/64" High Speed Drill Bits	12/144
# HSS316	3/16" High Speed Drill Bits	12/144
# HSS1364	13/64" High Speed Drill Bits	12/144
# HSS732	7/32" High Speed Drill Bits	12/144
# HSS1564	15/64" High Speed Drill Bits	12/144
# HSS14	1/4" High Speed Drill Bits	12/144
# HSS516	5/16" High Speed Drill Bits	12/144
# HSS38	3/8" High Speed Drill Bits	12/144
# HSS716	7/16" High Speed Drill Bits	12/144
# HSS12	1/2" High Speed Drill Bits-2 pk.	12/144

Titanium Drill Bits



#	Size	pk/case
# 79060	1/16" Titanium Drill Bits-2pk	6/48
# 79050	5/64" Titanium Drill Bits-2pk	6/48
# 79051	3/32" Titanium Drill Bits-2pk	6/48
# 79052	7/64" Titanium Drill Bits-2pk	6/48
# 79061	1/8" Titanium Drill Bits-2pk	6/48
# 79053	9/64" Titanium Drill Bits	6/48
# 79054	5/32" Titanium Drill Bits	6/48
# 79056	11/64" Titanium Drill Bits	6/48
# 79062	3/16" Titanium Drill Bits	6/48
# 79057	13/64" Titanium Drill Bits	6/48
# 79058	7/32" Titanium Drill Bits	6/48
# 79059	15/64" Titanium Drill Bits	6/48
# 79063	1/4" Titanium Drill Bits	6/48
# 79064	5/16" Titanium Drill Bits	6/48
# 79065	3/8" Titanium Drill Bits	6/48
# 79066	7/16" Titanium Drill Bits	6/48
# 79067	1/2" Titanium Drill Bits	6/48

Drill Bits (continued)

Masonry Drill Bits



#	Size	pk/case
# 79250	1/8" Masonry Drill Bit	6/48
# 79251	3/16" Masonry Drill Bit	6/48
# 79252	1/4" Masonry Drill Bit	6/48
# 79253	5/16" Masonry Drill Bit	6/48
# 79254	3/8" Masonry Drill Bit	6/48
# 79255	1/2" Masonry Drill Bit	6/48

Wood Spade Bits



#	Size	pk/case
# 79280	1/4" Wood Spade Bit	6/48
# 79281	5/16" Wood Spade Bit	6/48
# 79282	3/8" Wood Spade Bit	6/48
# 79284	7/16" Wood Spade Bit	6/48
# 79285	1/2" Wood Spade Bit	6/48
# 79286	9/16" Wood Spade Bit	6/48
# 79287	5/8" Wood Spade Bit	6/48
# 79288	11/16" Wood Spade Bit	6/48
# 79290	3/4" Wood Spade Bit	6/48
# 79291	13/16" Wood Spade Bit	6/48
# 79292	7/8" Wood Spade Bit	6/48
# 79293	15/16" Wood Spade Bit	6/48
# 79295	1" Wood Spade Bit	6/48
# 79299	1-1/8" Wood Spade Bit	6/48
# 79310	1-1/4" Wood Spade Bit	6/48
# 79307	1-3/8" Wood Spade Bit	6/48
# 79311	1-1/2" Wood Spade Bit	6/48

Elongated Wood Spade Bits



#	Size	pk/case
# 79282EL	3/8" Wood Spade Bit	6/72
# 79285EL	1/2" Wood Spade Bit	6/48
# 79287EL	5/8" Wood Spade Bit	6/48
# 79290EL	3/4" Wood Spade Bit	6/48
# 79292EL	7/8" Wood Spade Bit	6/144
# 79295EL	1" Wood Spade Bit	6/144

Drill / Driver Bits

2" MAGNETIC BIT TIP HOLDER



	pk/case
# GHS1	6/144

5 1" DRYWALL BITS, SIZE #2



	pk/case
# GHS2	6/144

4 2" DOUBLE ENDED BITS, SIZE #2



	pk/case
# GHS3	6/144

7 PC. SCREWDRIVER SET



	pk/case
# GHS6	6/48

13 pc. Drill Bit Sets

HIGH SPEED STEEL BITS

- Sizes: 1/16", 5/64", 3/32", 7/64", 1/8", 9/64", 5/32", 1/4", 15/64", 7/32", 3/64", 13/64", 11/64"



	pk/case
# GHS13	12/72

HIGH SPEED TITANIUM BITS

- Sizes: 1/16", 5/64", 3/32", 7/64", 1/8", 9/64", 5/32", 1/4", 15/64", 7/32", 3/64", 13/64", 11/64"
- Lasts up to 6 times longer than high speed steel bits



	pk/case
# 79073	12/72

3 pc. Lock Installation Kits

FOR WOOD DOORS ONLY

- 1" Wood boring bit
- 2-1/8" Wood hole saw
- 3/8" Mandrel w/ pilot drill



	pk/case
# 92170	6/36

FOR BOTH METAL & WOOD DOORS

- w/Bi-metal saw blades
- 1" Bi-metal hole saw
- 2-1/8" Bi-metal hole saw
- 3/8" Mandrel w/ pilot drill



	pk/case
# 92172	6/36

Circular Saw Blades

- Circular saw blades will fit: Skil™, Sears™, Craftsman™, Makita™, Milwaukee™, Black & Decker™, Rockwell™ & other fine power tools
- All blades contain 5/8" universal diamond arbor



			pk/case
# 79024	7-1/4"	24T Carbide Tip	5/50
# 79032	7-1/4"	32T Combo Blade	5/50
# 79033	7-1/4"	32T Carbide Tip	5/50
# 79040	7-1/4"	40T Carbide Tip	5/50
# 79180	7-1/4"	180T Plywood Tip	5/50
# 79150	10"	40T Carbide Tip	5/50

6" Blade Wallboard Saw

- Hardwood handle
- Self-starting pointed blade for plunge cuts & close quarter works



	pk/case
# GWL6CX	12/72



Pliers

6-1/2" DIAGONAL PLIERS

- Heavy duty drop-forged chrome alloy steel fully polished
- Tapered nose, stand & bevel edges
- Insulated cushion grips



	pk/case
# 79006	6/48

6-1/2" SLIP JOINT PLIERS

- Heavy duty drop-forged Chrome alloy steel fully polished
- Milled jaws & grooves
- Insulated cushion grips
- CARDED



	pk/case
# 79306	6/48

9-IN-1 MICRO PLIERS W/ FLASHLIGHT

- Stainless steel
- Nylon belt pouch



	pk/case
# 79151	12/48

20-IN-1 PLIERS W/ BELT POUCH

- Folds away to fit in a pocket
- Nylon belt pouch



	pk/case
# 79201	12/48

Hammers

8 OZ. CLAW HAMMERS



		pk/case
# GH95	Wood Handle	12/36
# GH99	Tubular Steel Handle	12/36

Hammers (continued)

16 OZ. CLAW HAMMERS

- Drop-forged steel heads



		pk/case
# GH221	Wood Handle	6/24
# GH444	Tubular Steel Handle	6/24

16 OZ. CLAW HEAD FIBERGLASS HANDLE

- Drop-forged steel head



	pk/case
# GH333	6/24

Screwdrivers

- Ribbed cushion grip handle
- High carbon steel blades



			pk/case
# VSC144	1/4" x 4"	Slotted	6/72
# VSC144P	#2" x 4"	Phillips	6/72
# VSC314	3/16" x 4"	Slotted	6/72
# VSC314P	#1" x 4"	Phillips	6/72
# VSC146	1/4" x 6"	Slotted	6/72
# VSC316P	#1" x 6"	Phillips	6/72
# VSC146P	#2" x 6"	Phillips	6/72

6-IN-1 SCREWDRIVER

- Chrome vanadium bits:
 - 1/4" Slotted
 - 3/16" Slotted
 - #2 Phillips
 - #1 Phillips
 - T15 Torx
 - T20 Torx




	pk/case
# VSC61	6/72

6 PC. SCREWDRIVER SET

- Chrome plated high torque hardened & tempered
- Contains:
 - #1 x 3" Phillips
 - #2 x 4" Phillips
 - 1/4" x 4" Slotted
 - 3/16" x 4" Slotted
 - 1/4" x 6" Slotted
 - 3/16" x 6" Slotted

Mountable Storage Rack



	pk/case
# G6K	6/24

24" Aluminum Level — 3-in-1

- Complete w/ removable torpedo level & string level that stores in the body
- Convenient ruled edge



	pk/case
# 79120	6/48

Ratcheting Mini-Tool Sets

22 PC. SET

	pk/case
# 99222	6/24



26 PC. 1/4" SOCKET SET

	pk/case
# 99226	6/24



40 PC. SET

	pk/case
# 99240	6/24



40 PC. STUBBY SET

	pk/case
# 99140	6/24



Driver & Socket Sets

34 PC. BIT DRIVER SET

- Includes:
- 12 SAE sockets & metric sockets w/ holders
 - 18 Assorted slotted, Phillips, Torx & Hex tips w/ holders

	pk/case
# 79934	6/24



57 PC. DRIVER BIT SET

- Includes:
- 3 Position ratchet function
- Size slotted screwdriver bits
- Size Phillips screwdriver bits
- Size HEX & torx bits
- Size SAE & metric sockets

	pk/case
# 79957	6/24



Driver & Socket Sets (continued)

59 PC. MULTI-FUNCTION ADJUSTABLE ARM DRIVER SET

- Includes:
- 7 Metric sockets
- 7 SAE sockets
- 11 pc. torx
- 9 pc. Phillips
- 6 pc. slotted
- 8 pc. square heads & more

	pk/case
# 79955	10



40 PC. SOCKET SET

- SAE & METRIC
- Drop forged
- Carbon steel
- Sockets
- Includes:
- 1 - 3" extension bar
- 1 - Reversible ratchet handle
- 1 - Storage case w/ handle
- 1 - 1/4" Square driver
- 1 - 3/8" to 1/4" driver adaptor
- 1 - 3/8" Spin disc
- 1 - 13/16" (12mm) Spark plug socket
- 3 - 8 Point SAE sockets
- 15 - 6 Point SAE sockets
- 15 - Metric sockets

	pk/case
# 79940	6



52 PC. SOCKET SET

- 2 Ratchet Drivers - 1/2" & 3/8"
- Also includes:
- 1/4" Square driver handle
- Coupler for driver bits
- 5/8" Deep spark plug socket
- Drop forged Carbon Steel sockets
- Spin disc & screw driver bits
- Convenient storage & carrying case
- SAE from 5/32" through 13/16"
- Metric from 4 to 13 mm

	pk/case
# 79952	1/12



Measuring Tape

3/4" WIDE X 16 FT. HEAVY DUTY TAPE

- Power return (stop lock, tough high-impact)
- Polymer resin cases
- yellow steel tape

	pk/case
# 70316	6/72



1/2" WIDE X 12 FT. TAPE

- Power return (stop lock)
- High impact ABS cases
- Yellow steel tape
- English & metric

	pk/case
# 012	6/72





Bucket of Knives

- All are plastic wrapped & barcoded for individual sale

NEON



25 PC. BUCKET

- Plastic retractable
- Utility knives

pk/case

RK4-25 1/12

25 PC. CONTAINER

- LARGE plastic snap-off knives
- 8 Snap-off points

pk/case

GK7-25 1/12



50 PC. CONTAINER

- SMALL plastic snap-off knives
- 13 Snap-off points

pk/case

GK13-50R1 1/12



Utility Knives & Blades

RETRACTABLE UTILITY KNIVES

- 3 Cutting positions
- Powder coated strong metal body
- Blade included

pk/case

RK4 Grey 12/144

RK6 Neon 12/144



UTILITY KNIFE & SCRAPER SETS

- 2 pc. Set
- 7 pt. Brake-away knife
- Glass scraper w/ blade

pk/case

GK702 12/144



FINGER GUARD UTILITY KNIFE

- Retractable snap-off blade w/ safety lock
- Plastic handle

pk/case

GK701 10/100



Utility Knives & Blades (continued)

LARGE BREAK-AWAY UTILITY KNIFE

- Retractable snap-off blade w/ safety lock
- Plastic handle

pk/case

GK700 10/100



3 PC. SET

- 7 pt. & 13 pt. brake away knives
- Glass scraper w/ blade

pk/case

GK703 12/144



5 PC. SET

- 3 Different retractable knives
- Glass scraper w/ blade
- Coupon cutter

pk/case

GK705 12/144



6" FOLDING UTILITY KNIFE

- Folds away to fit in a pocket
- Includes 5 replacement blades
- Belt clip

pk/case

79202 6/48



Shears

- Strong & durable
- Carded



pk/case

LG3188 12

Glass Cutter

- Bronze bearing
- Carded



pk/case

GGCX 10/100

Glass Scrapers

GLASS SCRAPER

- Plastic scraper
- 5 common single edge blades included



	pk/case
# GS1	24/96

DELUXE GLASS SCRAPER

- W/ 5 single edge blades
- Professional
- Heavy duty metal



	pk/case
# 79001	12/72

Clamps

3 SPRING CLAMPS

- Flexible jaw
- Strong spring
- 3 Sizes



	pk/case
# 59914	16

Snap Rings

2 SNAP RINGS

- Sales strip of 12



	pk/case
# SR2CS	12/48

50 PC. SNAP RINGS

- X-Large size (3-1/4" O.D.)



	pk/case
# SR50	1

Stretch Cords

FLAT BUNGEE STRAPS

- 3X stronger than regular bungee cords
- Extra wide & secure



		pk/case
# EF15C	15"	6/48
# EF25C	25"	6/48
# EF35C	35"	6/48
# EF45AC	10"-45"	6/48

6 PC. FLAT BUNGEE STRAPS SET

- Contains:
2 pc. x 12"
1 pc. of each:
15", 25", 35", 10"-45" Adj.



	pk/case
# EF6PC	3/12

12 STRETCH CORD ASST.

- Contains:
3 pc. each of 12", 18", 24", 36" cords



	pk/case
# STC12	12

25 STRETCH CORD ASST.

- Contains:
4 pc.-36"
6 pc.-24"
6 pc.-18"
9 pc.-12"



	pk/case
# ST25	4

2 STRETCH CORDS

- Vinyl coated hooks



		pk/case
# ST24/2	24"	6/72
# ST36/2	36"	6/72
# ST42/2	42"	6/72

3 STRETCH CORD ASSORTED

- Contains:
18", 24" & 36" long cords



	pk/case
# 182436	12



H.B Smith® Hand Trucks

ECONOMY

- 450 lb. load capacity
- Comfort grip
- Welded construction
- Powder coated finish
- Heavy tubular steel frame
- Replaceable heavy duty axle
- Genuine solid rubber tires
- Commercial size toe-plate
- Replacement wheels- RWHT-1

Cannot ship via UPS or FedEx,
Common Carrier only



pk/case

HT1545 1

ALUMINUM P-HANDLE

- 500 lb. load capacity
- P-handle design
- Aluminum construction
- Weather resistant finish
- Easy to lift
- Replaceable heavy duty axle
- Solid industrial tires
- Commercial size toe-plate
- Replacement wheels- RWHT-2

Cannot ship via UPS or FedEx,
Common Carrier only



pk/case

HT1862 1

ALUMINUM DUAL HANDLE

- 500 lb. load capacity
- Comfort grip
- Aluminum construction
- Weather resistant finish
- Easy to lift
- Solid industrial tires
- Replaceable heavy duty axle
- Commercial size toe-plate
- Replacement wheels- RWHT-2

Cannot ship via UPS or FedEx,
Common Carrier only



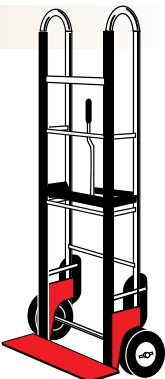
pk/case

HT1860 1

APPLIANCE HAND TRUCK

- 440 lb. load capacity
- 2" Wide heavy duty belt
- Ratchet belt tightener
- Secures all cargo
- Non-marking durable
- Padding on all contact
- Surfaces

Cannot ship via UPS or FedEx,
Common Carrier only



pk/case

79331 1

H.B Smith® Hand Trucks

CONVERTIBLE HAND TRUCK/DOLLY

- 550 lb. load capacity
- Continuous handle
- Welded construction
- Heavy tubular steel frame
- Solid industrial tires
- Replaceable heavy duty axle
- Commercial size toe-plate
- Powder coated finish
- Replacement wheels- RWHT-2

Cannot ship via UPS or FedEx,
Common Carrier only



pk/case

HT1841 1

HEAVY DUTY P-HANDLE HAND TRUCK

- 600 lb. load capacity
- P-handle design
- Welded construction
- Heavy tubular steel frame
- Powder coated finish
- Replaceable heavy duty axle
- Solid industrial tires
- Commercial size toe-plate

Cannot ship via UPS or FedEx,
Common Carrier only



pk/case

HT1806 Rubber Wheels
(replacement RWHT-2) 1

79329A Pneumatic Wheels
(replacement RWHT-4) 1

Replacement Hand Truck Wheels

PNEUMATIC WHEELS

- Fits 5/8" axle



RWHT-3



RWHT-4

pk/case

RWHT-3 8" x 2" 2

RWHT-4 10" x 2.5" 2

SOLID RUBBER WHEELS



RWHT-1



RWHT-2

pk/case

RWHT-1 8" x 2" 2

RWHT-2 10" x 2.5" 2

Furniture Dolly

- Size 18" W x 30" L 450 lb. load capacity
- Carpet covered hardwood end members
- 3" Swivel casters w/ hard rubber wheels



pk/case

79332 2

Flashlights

Bright-Way® and H.B. Smith® offer a full assortment of flashlights and LED lights for home, work and play. From spotlights, waterproof/floating lanterns and pocket work lights, to LED head lamps, night lights, flashlights and work lights, we have it all!



All of our products are subjected to rigorous testing and many of them carry the appropriate industry certifications, such as UL and ETL. Our unsurpassed line of flashlights and LED products are perfect for the do-it-yourselfer and outdoorsman, alike. We offer several fast moving color display packs that fly off the shelf in a flash.



6 LED FLASHLIGHTS

- Solid aluminum design
- Includes rugged wrist strap
- Weather resistant
- Assorted colors
- Batteries included

66PDQ
pk. 25/300



6 LED LIGHTS - 3 PK.

- Solid aluminum design
- Includes rugged wrist strap
- Weather resistant
- Assorted colors
- Batteries included

66X3LED
pk. 6/48



9 LED LIGHTS

- Solid aluminum design
- Includes rugged wrist strap
- Weather resistant
- Assorted colors

SINGLE PK.

90LED
pk. 6/48



USES 3 AAA BATTERIES INCLUDED



2 PK.

75X2
pk. 8/24



5 PK.

CL90X5LED
pk. 8/32



3 LED ALUMINUM FLASHLIGHT

- Ultra bright LED
- Rubberized ON/OFF switch
- Requires 2 AA batteries
- Shockproof & water resistant

62LED
pk. 6/24



3 PK. LED ALUMINUM FLASHLIGHTS

- 6 bright LED bulbs per light
- Rubberized ON/OFF switch

AL3
pk. 6/24



9 LED GLOW-IN-DARK FLASHLIGHT

- Water resistant
- Non-slip vinyl grip
- Hand strap

CL2G
pk. 12/48



USES 3 AAA BATTERIES INCLUDED

21 LED FLASHLIGHT

- Super small
- Super bright

Extreme Beam



USES 3 AAA BATTERIES INCLUDED

AL21
pk. 6/24



9 LED LANTERN SPOTLIGHT

- Assorted colors: Blue, Black, Red
- 9 Independent long range reflectors
- Easy grip handle w/ convenient hanging hook
- The perfect lantern for camping, boating, autos, emergencies & more

9LED
pk. 12/48



USES 4 AAA BATTERIES INCLUDED



LED LANTERN SPOTLIGHT

- Large reflector creates powerful beam
- Comfortable pistol grip design
- Great for camping, power outages & emergencies

Powerful 1 Watt LED

CL55NB
pk. 8



13 LED FLASHLIGHT

- 13 High intensity LED bulbs
- Sturdy aluminum body



CL2013 pk. 3/36

LED CAP LIGHT

- Clip-on
- 2 Modes: high & strobe
- Batteries included




CL99 pk. 5

12 LED HEADLIGHT

- Adjustable tilt
- 4 Lighting modes




w/ Adjustable Headstrap



CL18 pk. 6/24

27 LED UTILITY LIGHT w/ MAGNETIC BACK & FOLDING SWIVEL HOOK

- 24 LED light
- 3 LED flashlight
- Push button switch
- Magnet & folding hook
- 3 AAA batteries included



CL11 pk. 6/48

CL11PDQ pk. 12/48

12 LED HEAD LAMP w/ BONUS MAGNETIC SCREW DRIVER

- 4 Light modes
- Bonus included: magnetic screw driver
- Phillips & slotted bits included



CL18SD pk. 6

8 LED FLASH LIGHT

w/ Magnifying Lenses

SUPER BRIGHT

- Super bright light
- Push button switch
- Impact resistant
- Comfort grip
- Handy strap



USES 3 AAA BATTERIES



100LED pk. 6/48

12 LED HEAD LAMP w/ 6 LED LANTERN

- 4 Light modes
- 12 LED head lamp w/ adjustable head strap
- 6 LED lantern light



CL186LED pk. 12

4 LED LIGHT SET

- 2-Six LED flashlights
- 3 LED headlamp w/ headband
- Led light key ring
- Batteries included



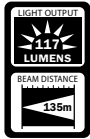
110LED pk. 6/24

**EXTRA POWERFUL
3 WATT LED LIGHT**

- Aluminum body
- Large easy grip
- 3 Light options: high, low & safety flash



LED3W
pk. 6/48



**EXTRA POWERFUL
5 WATT LED LIGHT**

- Aluminum body
- 3 Light options: high, low & safety flash
- Rechargeable lithium ion battery included



LED5WR
pk. 6/48



**EXTRA POWERFUL
8 WATT LED LIGHT**

- Aluminum body
- 3 Light options: high, low & safety flash
- Rechargeable lithium ion battery included



LED8WR
pk. 6/48



**POWERFUL 1 WATT LED LIGHT
w/ ADJUSTABLE BEAM**

- Narrow to wide focus
- Aluminum body
- Wrist strap
- 3 Light options: high, low & safety flash



LED1WF
pk. 6/48



**POWERFUL 1 WATT
LED LIGHT**

- Aluminum body
- Wrist strap
- 3 Light options: high, low & safety flash



LED1WG
pk. 6/48



**POWERFUL 1 WATT
LED LIGHT
w/ LASER**

- Built-in laser beam
- Aluminum body
- Wrist strap
- 2 Light options: high & safety flash



LED1WL
pk. 3/48



**COMPACT-POWERFUL
1 WATT LED LIGHT**

- Aluminum body
- Wrist strap





LED1W
pk. 3/48



MAGNETIC POCKET WORK LIGHT

- Pocket clip
- Super strong side & bottom magnets
- Use 3 AAA batteries (not included)



LEDWL7
pk. 6/48

**2 IN 1 LED RECHARGEABLE
WORK LIGHT**

Slides Open!



LED31
pk. 6/24

- 3.7 Volt 1100mAh NI-MH rechargeable battery included
- Swivel hook
- 9 Hours run time: 1W LED torch 80 lumens
- 5 Hours run time: 21 Extendable light 180 lumens
- Double magnet base
- 12 Volt DC charger
- 120 AC charger

9 LED MINI-LANTERN

- 3 Light modes
- 2 LED flashing
- Assorted colors
- Display box
- 3 LED lantern



9MLED
pk. 12/48

AAA
AAA
AAA
USES 3 AAA
BATTERIES
INCLUDED

5 LED CAMPING LANTERN

- Assorted colors



CL5
pk. 9

AA
AA
AA
USES 4 AA
BATTERIES
INCLUDED

70 LED MULTI-FUNCTION CAMPING LANTERN

- Lantern w/ 2 detachable hand held lights
- Each detachable hand held light is 20 led
- 60 LED 360 degree lantern
- 30 LED two direction lantern
- Handle also works as a stand
- Lantern uses 3 D batteries (not included)
- Hand held light uses 3 AAA batteries (not included)



CL70
pk. 4



12 LED LANTERN

- Super bright light
- 9.25" height
- 3 Lighting modes

w/ Light Amplifying Reflector



DDD
USES 3 D
BATTERIES
INCLUDED

12 LED DYNAMO CRANK-POWERED LANTERN

- Great for camping, power outages & emergencies
- 9.25" height
- 3 Lighting modes



w/ Light Amplifying Reflector

NO BATTERIES REQUIRED
• Just Crank for 1 Minute & Get 20 Minutes of LED Light!

CL15
pk. 6



10 LED 3-IN-1 MULTI-FUNCTION LANTERN

- 3-in-1 multi-function lantern:
- 3 LED light flashlight
- 6 LED lantern
- 1 LED amber flashing safety light



With Convertible Wrist Strap



Single Carded

AAA
AAA
AAA
USES 3 AAA
BATTERIES
INCLUDED

CL25
pk. 6



AAA
AAA
AAA
USES 3 AAA
BATTERIES
INCLUDED

Twin Pack

CL25X2
pk. 8

2-IN-1 COMBO 3 LED FLASHLIGHT & 7 LED LANTERN

- Expandable base transforms into lantern



10LED
pk. 4

LIGHT LIGHT OUTPUT		LANTERN LIGHT OUTPUT	
47.5 LUMENS	13.6 LUMENS	12hr	12hr
RUNTIME	RUNTIME	BEAM DISTANCE	BEAM DISTANCE
12hr	12hr	10m	5m



2 D-CELL FLASHLIGHT

- High impact case

ASSORTED

COLORS

69
pk. 6/72



FLASHLIGHT W/ 2 AA BATTERIES

- Super bright
- Non-slip grip

78
pk. 6/24



INDUSTRIAL 2 D-CELL FLASHLIGHT

- 12 pc. per tray display box
- 6 LED
- 40 Lumens
- Lanyard
- Non-slip grip

65DS
pk. 12/48



SUPER BRIGHT BEAM MIRRORED REFLECTOR

- Includes 2 D batteries
- Durable slide switch
- Handy hanging ring
- High impact polyethylene case

66D
pk. 6/48



2 PK. FLASHLIGHTS W/ 2 D & 2 AA BATTERIES

- Super bright
- Non-slip grip

79X2
pk. 6/24



SPORT UTILITY FLASHLIGHT

- Includes 2 D batteries
- Non-slip grip

SUF2D
pk. 12



VALUE 2 PK. FLASHLIGHT

- Includes 4 D batteries

ASSORTED COLORS

69X2
pk. 4/24



DELUXE KRYPTON FLOATING LANTERN

- Includes 6 Volt battery
- Shatterproof lens
- Shoulder strap

SUFHD6V
pk.6



BLACK ALUMINUM W/ 2 D BATTERIES

- Light-weight aluminum
- Focusing flashlight
- Super bright krypton bulb

77A
pk. 4/16



HALOGEN AUTO SPOTLIGHT

- 12 Volt powerful halogen bulb
- Super bright 300 lumens
- Convenient trigger grip & locking switch

WL2009
pk. 6



Batteries

DURACELL® ALKALINE BATTERIES



ITEM #	DESCRIPTION	PACK	
DUR AAAX2	AAA	2 PACK	50
DUR AAAX4	AAA	4 PACK	50
DUR AAX2	AA	2 PACK	50
DUR AAX4	AA	4 PACK	50
DUR C	C	2 PACK	30
DUR D	D	2 PACK	48
DUR 9V	9V	1 PACK	50

Full Packs Only



TRADITIONAL PICTURE HANGERS

- 3 pc. Picture hangers

MH2020 20 lb. **10/140**

MH2050 50 lb. **10/140**

- 5 pc. Picture Hangers

MH2001 Small **10/140**

MH2002 Large **10/140**



6PC MIRROR HOLDERS

MH2003 1/4" Modern Style **10/140**



PICTURE HANGING KITS

- Hang up to 24 pictures
- Easy to use level included
- Ships on hang strip of 10

MH2222CS
pk. 10/100



PROFESSIONAL HANGER KIT

- 12 pc. kit
- 10 lb. - 100 lb. hook capacity
- Hardened steel nails

#MH2000
pk. 6



3" COAT & HAT HOOKS

71000S Chrome Finish **pk. 12/144**

71000 Brass Finish **pk. 12/144**

MH1400 Brass Finish **pk. 6/120**

OVER THE DOOR HOOK

MH1899
pk. 6/36



CUP HOOKS



MH1000 8 pc. Cup Hooks 7/8" Brass Plated

MH1010 8 pc. Cup Hooks 7/8" White

MH1020 4 pc. Mug Hooks 1-1/4" White

MH1030 4 pc. Mug Hooks 1-1/4" Brass Plated

All packed 10/140

GIANT CUP HOOKS

- 2-1/4"
- Vinyl coated



MH1032 White pk. 6/96

MH1033 Black pk. 6/96

MH1034 Red pk. 6/96

DECORATIVE PLATE HANGERS

- Includes picture hook
- Brass finish

MH2502 Fits Plates 5" to 7" **pk. 6/72**

MH2503 Fits Plates 7" to 10" **pk. 6/72**

MH2504 Fits Plates 10" to 14" **pk. 6/72**



2 PK. SWAG HOOKS

- Complete w/ screws & toggle bolts

71200BP Brass **pk. 12/240**

71200W White **pk. 12/240**

MH1201 Brass Plated **pk. 8/80**

2 PK. OVER THE DOOR HOOKS

- No tools required

MH1410
pk. 12/144





Self-Stick Hooks

4 PC. SMALL HOOKS

- Permanent
- Great for laundry room, garages or bathrooms



MH5011
pk. 6/144

4 PC. MINI HOOKS

- Permanent
- Great for laundry room, garages or bathrooms



MH5012
pk. 6/144

KEY HOOKS

- Permanent
- Perfect for keys



MH5018
pk. 6/144

2 PC. OVAL HOOKS

- Great for laundry room, garages or bathrooms



MH5013
pk. 6/144

4 PC. MINI HOOKS

- Great for laundry room, garages or bathrooms



MH5014
pk. 6/144

2 PC. MEDIUM HOOKS

- Great for laundry room, garages or bathrooms



MH5019
pk. 6/144

SELF STICK HOOK RACKS

- Permanent



Medium
MH5016 pk. 6/48



Large
MH5017 pk. 3/48

SELF STICK PICTURE HOOKS



MH5015
pk. 6/144

STICK MOUNT HOOKS

4 PC. - SMALL

MH1035 pk. 6

6 PC. - SMALL

MH1040 pk. 8/80

3 PC. - LARGE

MH1050 pk. 6/120




SUCTION CUP ASSORTMENT

- W/ metal hooks
- For hanging on glass & smooth surfaces

2 PC. - 1-3/4"

3 PC. - 1-1/8" # MH9004

7 PC. - 3/4" pk. 6/72



STICK MOUNT WALL TAPE

STRIPS

- 1/2" x 3"

MH5000 pk. 10/140

ROLL

- 1/2" x 60"

MH5010 pk. 8/80



6 PC. SUCTION CUP HOOKS

- Small w/ metal hooks
- Plastic hooks
- For hanging on glass & smooth surfaces

MH1060 pk. 10/140





Self-Stick Felt Pads

7/8" DIAMETER

- 12/card

MH9001
pk. 6/144



1-1/4" DIAMETER

- 6/card
- # MH9002
pk. 6/144



1" DIAMETER

- 48 pc.
- Most popular size

MH9000
pk. 12/48

Self-Stick Felt Home Protection Kits

56 PC.

- 16 pc. 7/8" Dia. Pads
- 4 pc. 1-1/4" Dia. Pads
- 36 pc. 1/4" x 3/4" Bumpers

MH9003
pk. 6/72



113 PC.

- 84 pc. 1/2" Pads
- 24 pc. 7/8" Pads
- 4 pc. 1-3/4" Pads
- 1 pc. 6" x 1/2" Pads

MH9113
pk. 4/48

138 PC. SELF-STICK SURFACE PROTECTION ASSORTMENT

- 63 pc. 3/4" Felt Round Pad
- 35 pc. 1/2" Felt Round Pad
- 30 pc. 3/8" Rubber Round Pad
- 8 pc. 1-1/2" Rubber Round Pad
- 2 pc. 6-1/4" x 7-7/8" Felt Pad

MH138
pk. 6/72



Furniture Gliders

- Move furniture w/ less effort across any surface

1-3/4" DIA.

- 4/card
- # MH9005
pk. 4/36



2-3/4" DIA.

- 4/card
- # MH9006
pk. 4/36



5" DIA.

- 4/card
- # MH9045
pk. 3/36



MULTI-SIZE KIT

- 16/card
- # MH916
pk. 4/48



Self-Stick

CLEAR SELF-STICK PLASTIC BUMPERS

- 1/2" diameter
- 24/card

MH9007
pk. 6/144



85 PC. SELF-STICK SURFACE PROTECTION ASSORTMENT

- 27 pc. 3/4" Felt Round Pad
- 27 pc. 3/4" Felt Square Pad
- 21 pc. 1" Rubber Round Pad
- 8 pc. 1-1/2" Rubber Round Pad
- 2 pc. 6-1/4" x 7-7/8" Felt Pad

MH85
pk. 6/72



120 PC. ASSORTED

- 12 pc. 1/2" Clear Round Bumpers
- 48 pc. 3/8" Clear Round Bumpers
- 4 pc. 7/8" Clear Round Bumpers
- 8 pc. 1/2" Clear Square Bumpers
- 4 pc. 3/4" Clear Square Bumpers
- 24 pc. 5/16" Foam Bumpers
- 20 pc. 1/2" Foam Bumpers

MH9120
pk. 4/48



HOOK & LOOP

- # MH1100 3/4" Squares
- # MH1102 3/4" x 24" Strip
- # MH1104 4" x 2" Pads





PLASTIC ANCHORS

MH4010 6 pc. Fits Screw Size #4-#8 pk. 10/140
(w/ screws #6x1")

MH4020 4 pc. Fits Screw Size #10-#14 pk. 10/140
(w/ screws #10x1-1/4")



S-HOOK

MH1070 4 pc. #7 x 1-1/2" pk. 10/140

TOGGLE BOLTS ANCHORS



MH4030 2 pc. 1/4" x 3" pk. 10/140

NAILS

- Net weight 2.5 oz.

MH3010 Small Nails Asst. pk. 10/140

MH3020 Medium Nails Asst. pk. 10/140

MH3030 Nails & Brads Asst. pk. 10/140

MH3040 1" Wire Nails pk. 10/140



HOLLOW WALL DRIVE ANCHOR



MH4040 4 pc. Short pk. 10/140

CLOTHESLINE/SWING HOOK

- Zinc Plated – Steel
- 2/card

61335 3-3/4" .283 pk. 10/100

MH5300 3-3/4" .283 pk. 6/120



20 COMPARTMENT BOX

- Includes extra dividers to increase the amount of compartments



MH20
pk. 6



2PK STORAGE HOOKS

- Vinyl coated heavy gauge steel
- Bicycle hooks

37025
pk. 12

PROOF COIL CHAIN ELECTRO-GALVANIZED

All packed 1 bucket



ITEM #	Length	Working load	Breaking load	Proof load
# 40	3/16" x 150 ft.	793.66 lb.	3484.54 lb.	1618.62 lb.
# 50	1/4" x 100 ft.	1278.68 lb.	5707.82 lb.	2607.78 lb.
# 60	5/16" x 75 ft.	1675.51 lb.	6856.67 lb.	3394.62 lbs.
# 70	3/8" x 50 ft.	2645.54 lb.	10835.79 lb.	5305.49 lb.
# 80	1/2" x 25 ft.	4497.43 lb.	18029.68 lb.	8902.43 lb.

GALVANIZED UTILITY WIRE

- 1lb. packs

ITEM #	Gauge	
# 104370	12	pk. 12/36
# 104380	14	pk. 12/36
# 104390	16	pk. 12/36
# 104400	18	pk. 12/36
# 104410	20	pk. 12/36



FLOWER & HOBBY WIRE

MH1500 30 Ga. x 100 ft. pk. 8/80



Nails, Brads, Tacks, Screws

BRIGHT COMMON NAILS

1 LB. BOX 

# N4C	1-1/2"	(4D)	All pk. 25
# N6C	2"	(6D)	
# N8C	2-1/2"	(8D)	
# N10C	3"	(10D)	
# N16C	3-1/2"	(16D)	
# N20C	4"	(20D)	

BRIGHT FINISHING NAILS

1 LB. BOX 

# N4F	1-1/2"	(4F)	All pk. 25
# N6F	2"	(6F)	
# N8F	2-1/2"	(8F)	
# N10F	3"	(10F)	

DRYWALL NAILS

1 L.B. BOX 

1-5/8"

N158D
pk. 25

ELECTRO-GALVANIZED ROOFING NAILS

1 LB. BOX 

# N114EG	1-1/4"	All pk. 25
# N112EG	1-1/2"	
# N2EG	2"	
# N212EG	2-1/2"	

FLUTED MASONRY NAILS

1 LB. BOX 

# N112FM	1-1/2"	(4D)
# N2FM	2"	(6D)
# N212FM	2-1/2"	(8D)
# N3FM	3"	(10D)

All pk. 25

ASSORTMENT KITS

- Most useful household sizes to meet
- Most frequent repair needs



# 979	60 pc. Screw & Anchor Asst.
# 980	50 pc. Screw Eye Asst.
# 981	50 pc. Handy Hook Asst.
# 984	84 pc. Nail Asst.
# 982	50 pc. Picture Hanger Asst.
# 985	95 pc. Wood Screw Asst.
# 986	95 pc. Sheet Metal Screw Asst.
# 989	100 pc. Nuts & Bolts
# 990	50 pc. Peg Board Hook Asst.
# 991	146 pc. Washer Asst.
# 992	7 oz. Nail Asst.
# 993	7 oz. Tack & Nail Asst.
# 994	7 oz. All Purpose Fastener Asst.
# 995	Hex Bolt/Nut/Spring/Flat Washer Asst.

All packed 12/72

FASTENERS IN STORAGE BOXES

- Resealable plastic box



All packed 8/36

# MH801	175 pc. Wood Screw Asst.
# MH802	175 pc. Sheet Metal Screw Asst.
# MH804	150 pc. Metal Fastener Asst.
# MH805	126 pc. Stove Bolt Asst.
# MH806	106 pc. Picture Hanger Kit Asst.
# MH807	100 pc. Metal Screw & Anchor
# MH810	90 pc. Handy Hook Asst.
# MH813	85 pc. Cable Clip Asst.
# MH808	600 pc. Nail Tack Asst.

Fine thread

# DWS1	1"
# DWS114	1-1/4"
# DWS158	1-5/8"
# DWS2	2"
# DWS212	2-1/2"
# DWS3	3"
# DWS312	3-1/2"

Coarse thread

# DWS1C	1"
# DWS114C	1-1/4"
# DWS158C	1-5/8"
# DWS2C	2"
# DWS212C	2-1/2"
# DWS3C	3"
# DWS312C	3-1/2"

DRYWALL SCREWS

1 LB. BOX 



All pk. 25

Deluxe Assorted Fastener Kits

- In reclosable, reusable, divided plastic containers

# MH550 – Wood Nails 550 pc., 7 Sizes	pk. 6/36	# MH240 – Wood Screws 240 pc., 18 Different Parts	pk. 6/24
# MH80 – Picture Hangers 80 pc., For up to 30 Pictures	pk. 6/36	# MH79 – Sheet Metal Screws 79 pc., 9 Different Sizes	pk. 6/24
# MH112 – Anchor Kit 112 pc., Anchors & Toggle Bolts	pk. 6/36	# MH172 – Hex Bolts 172 pc., 9 Different Bolts	pk. 6/24
# MH108 – Stove Bolts 108 pc., 7 Different Sizes	pk. 6/36	# MH100 – Hollow Wall Anchor Kit 100 pc., 4 Sizes & Styles	pk. 6/24
# MH140 – Sheet Metal Screws 140 pc., 9 Sizes	pk. 6/36		
# MH90 – Cup Hook & Eye Asst. 90 pc., 8 Hook Sizes	pk. 6/36		
# MH360 – Household Asst. 360 pc., 18 Different Parts	pk. 6/24		



MH80



MH172



MH550



MH100



MH140



Locksets

With over 30 million locksets in-use around the world, Ultra® Hardware and Guard® Security locksets are known and trusted worldwide for quality and value.

Every lockset is made to exacting standards that meet, and often



exceed, the requirements for ANSI Grade 2 and Grade 3. From commercial and decorative residential, to our new Electronic Keyless Deadbolt, Ultra® and Guard® have the locksets needed to keep homes and businesses secure. Supplied in a wide variety of styles, finishes and functions, you're sure to find the right lockset at the right value for your customers.



ULTRA SECURITY

The Smart Choice For Security & Style

PLUS

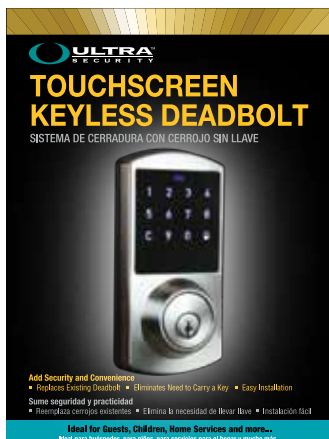


ELECTRONIC DEADBOLT

- Fits standard 2-1/8" installation hole
- Adjustable backset 2-3/8" or 2-3/4"
- Battery operated – 4 AA Alkaline or Lithium batteries (not included)

FEATURES & BENEFITS:

- Easy installation – only a Philips screwdriver needed
- Tarnish resistant finish
- Security programmer code required for all changes
- Up to 6 easy to program & change user code capacity
- Easy to set one time use code
- Audio & visual indicators
- Auto lock feature
- Low battery warning
- No need to carry keys
 - out for a jog
 - bike ride
 - visiting neighbors



SATIN NICKEL / US15	OIL RUBBED BRONZE / US10B	PACK	
43342	43341	1/3/12	

ULTRA SECURITY

The Smart Choice For Security & Style

PLUS



ELECTRONIC DEADBOLT

- Fits standard 2-1/8" installation hole
- 2 Way adjustable backset
- Battery operated – 4 AA Alkaline or Lithium batteries (not included)

FEATURES & BENEFITS:

- Easy installation – only a Phillips screwdriver needed
- Tarnish resistant finish
- 50 Easy to program & change codes capacity
- Emergency key override
- Illuminated key pad
- Security programmer code
- Audible/visual alarm
- Radio frequency remote – works up to 50 ft. away
- Auto lock feature can be set off or for 30 seconds to 5 minutes
- No need to carry keys
 - out for a jog
 - bike ride
 - visiting neighbors



Exterior




Interior

No Keys Required!
No Wiring Necessary
Replaces Existing Home Hardware
2 Remote Control Fobs Included

Alpha numeric keypad for word & or number combinations

3 ACCESS OPTIONS



POLISHED BRASS / US3	SATIN NICKEL / US15	OIL RUBBED BRONZE / US10B	FUNCTION/CYLINDER	PACK
43337	43338	43334	Electronic Deadbolt	1/10

Extra remote # 43340

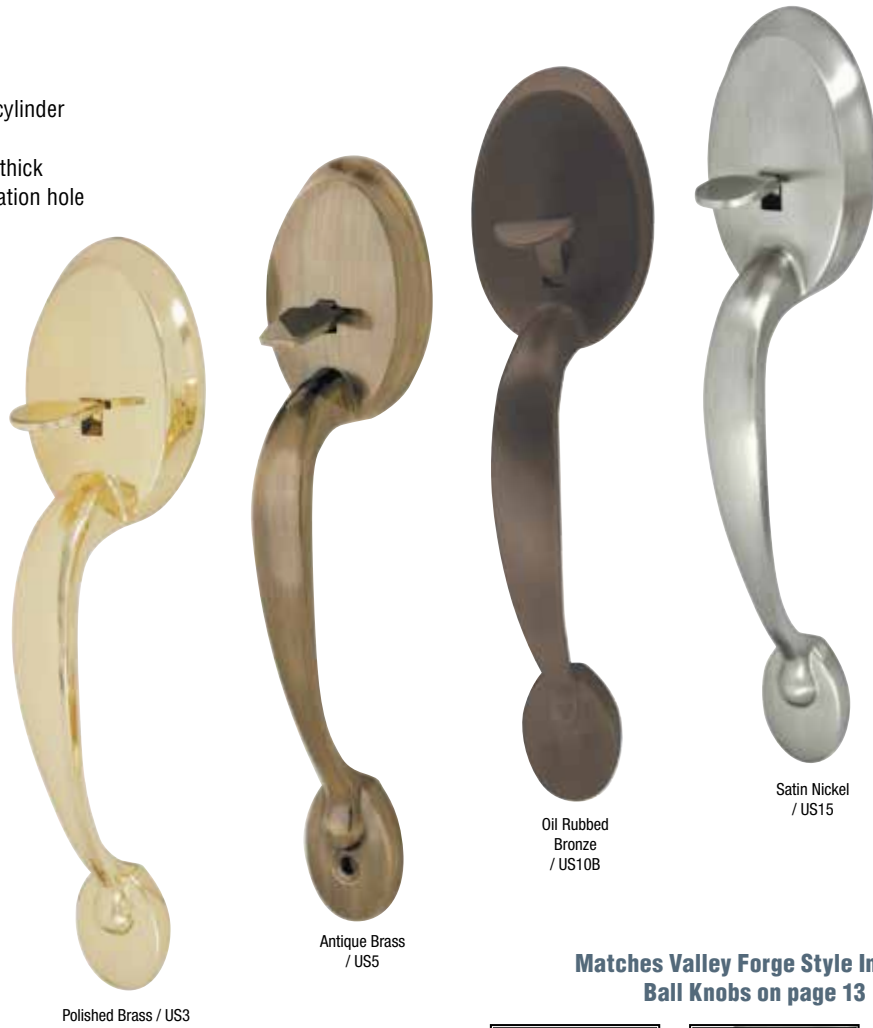
ULTRA SECURITY

The Smart Choice For Security & Style

PLUS

CHELTENHAM SERIES HANDLE SET

- Limited lifetime warranty
- Grade 3
- KW1
- Removable 5 pin tumbler cylinder
- Reversible, non-handed
- Fits doors 1-3/8" to 1-3/4" thick
- Fits standard 2-1/8" installation hole
- High security 1" throws on deadbolts
- 6-way adjustable latch
- Display window box



Polished Brass / US3

Antique Brass / US5

Oil Rubbed Bronze / US10B

Satin Nickel / US15



Matches Valley Forge Style Interior Ball Knobs on page 13



Exterior Deadbolt Style



Exterior Thumb Piece Style



Interior Hardware Style

POLISHED BRASS / US3	SATIN NICKEL / US15	OIL RUBBED BRONZE / US10B	ANTIQU BRASS / US5	FUNCTION/CYLINDER	PACK	
45025	45045	45046	45035	Entry & Single Cyl. Deadbolt KD	1/6	
45027	—	—	45028	Entry & Double Cyl. Deadbolt KD	1/6	

ULTRA SECURITY

The Smart Choice For Security & Style

PLUS

GLADWYNE SERIES HANDLE SET

- Limited lifetime warranty
- Grade 3
- KW1
- Removable 5 pin tumbler cylinder
- Reversible, non-handed
- Fits doors 1-3/8" to 1-3/4" thick
- Fits standard 2-1/8" installation hole
- High security 1" throws on deadbolts
- 6-way adjustable latch
- Display window box



Polished Brass / US3 EF/PVD



Satin Nickel / US15



Antique Brass / US5



Oil Rubbed Bronze / US10B



Matches Valley Forge Style Interior Ball Knobs on page 13



Exterior Deadbolt Style



Exterior Thumb Piece Style



Interior Hardware Style

POLISHED BRASS / US3	SATIN NICKEL / US15	ANTIQUE BRASS / US5	OIL RUBBED BRONZE / US10B	FUNCTION/ CYLINDER	PACK	
45030R1	45055	45031	45221	Entry & Single Cyl. Deadbolt KD	1/6	

ULTRA SECURITY

The Smart Choice For Security & Style

PLUS

STURBRIDGE SERIES HANDLE SET

- Limited lifetime warranty
- Grade 3
- SC1 Keyway
- Removable 5 pin tumbler cylinder
- Reversible, non-handed
- Fits doors 1-3/8" to 1-3/4" thick
- Fits standard 2-1/8" installation hole
- High security 1" throws on deadbolts
- 6-way adjustable latch
- Display window box



Polished Brass / US3

Oil Rubbed Bronze / US10B

Satin Nickel / US15t



Matches Sturbridge Style Interior Flat Ball Knobs on page 17



Exterior Deadbolt Style



Exterior Thumb Piece Style



Interior Hardware Style

POLISHED BRASS / US3	SATIN NICKEL / US15	OIL RUBBED BRONZE / US10B	FUNCTION/CYLINDER	PACK	
45090R1	45217	45209	Entry & Single Cyl. Deadbolt KD	1/6	

ULTRA SECURITY

The Smart Choice For Security & Style

PLUS

LEXINGTON SERIES HANDLE SET

- Limited lifetime warranty
- Grade 3
- KW1
- Removable 5 pin tumbler cylinder
- Reversible, non-handed
- Fits doors 1-3/8" to 1-3/4" thick
- Fits standard 2-1/8" installation hole
- High security 1" throws on deadbolts
- 4-way snap on latch
- Display window box



Polished Brass/
US3

Oil Rubbed Bronze/
US10B

Satin Nickel/
US15t

Matches Lexington Wave Levers on page 11



POLISHED BRASS / US3	SATIN NICKEL / US15	OIL RUBBED BRONZE / US10B	FUNCTION / CYLINDER	PACK	
42064	42065	42066	Entry & Single Cyl. Deadbolt KD	1/6	

ULTRA SECURITY

The Smart Choice For Security & Style

PLUS


GETTYSBURG SERIES

- Limited lifetime warranty
- Grade 3
- KW1
- Removable 5 pin tumbler cylinder
- Reversible, non-handed
- Fits doors 1-3/8" to 1-3/4" thick
- Fits standard 2-1/8" installation hole
- High security 1" throw throws on deadbolts
- Crescent spindle



POLISHED BRASS / US3	SATIN NICKEL / US15	ANTIQUE BRASS / US5	OIL RUBBED BRONZE / US10B	FUNCTION	KEYWAY	LATCH BACKSET	LATCH FACEPLATE	PACKAGE	PACK
44485	44487	—	—	Entry KD	KW1	Adjustable	Square/Radius	Clamshell	6/24
44484	44486	44097	44574	Entry K3	KW1	Adjustable	Square/Radius	Clamshell	6/24
44575	44588	—	44577	Bed/Bath	—	Adjustable	Square/Radius	Clamshell	6/24
44580	44587	—	44579	Hall/Closet	—	Adjustable	Square/Radius	Clamshell	6/24
44567	44589	—	44581	Dummy - 2 Pack	—	—	—	2/Clamshell	6/24
44552	44569	—	44583	Combo - Entry & Single Cyl. Deadbolt K3	KW1	Adjustable	Square/Radius	Clamshell	3/12

44481	—	44590*	44553*	Entry KD	KW1	Adjustable	Square/Radius	Box	6/24
44578	44557	44594	44558	Bed/Bath	—	Adjustable	Square/Radius	Box	6/24
44582	44560	44596	44561	Hall/Closet	—	Adjustable	Square/Radius	Box	6/24
44310R1	—	44595*	44564	Dummy	—	Adjustable	Square/Radius	1/Box	6/24
—	44544			Combo - Entry & Single Cyl. Deadbolt K3	KW1	Adjustable	Square/Radius	Box	3/12

 CUT CASE	POLISHED BRASS / US3	SATIN NICKEL / US15	ANTIQUE BRASS / US5	OIL RUBBED BRONZE / US10B	FUNCTION	KEYWAY	LATCH	PACKAGE	PACK
	43269	43271	—	43270	Entry K3	KW1	Adjustable	Clamshell	6/24
	43280	43282	—	43281	Bed/Bath	—	Adjustable	Clamshell	6/24
	43291	43293	—	43292	Hall/Closet	—	Adjustable	Clamshell	6/24
	43261	43263	—	43262	Combo - Entry & Single Cyl. Deadbolt K3	KW1	Adjustable	Clamshell	3/12

*Non-stocked – Special order only

ULTRA SECURITY

The Smart Choice For Security & Style

PLUS


LEXINGTON SERIES

- Limited lifetime warranty
- Grade 3
- KW1 & SC1 Keyways
- Removable 5 pin tumbler cylinder
- Reversible, non-handed
- Fits doors 1-3/8" to 1-3/4" thick
- Fits standard 2-1/8" installation hole
- High security 1" throw on deadbolts
- Crescent spindle



POLISHED BRASS / US3	SATIN NICKEL / US15	OIL RUBBED BRONZE / US10B	FUNCTION	KEYWAY	LATCH BACKSET	LATCH FACEPLATE	PACKAGE	PACK
44330	44332	44334	Entry KD	KW1	Adjustable	Square/Radius	Clamshell	6/24
44331	44333	44335	Entry K3	KW1	Adjustable	Square/Radius	Clamshell	6/24
95714	95715	95716	Entry K3	SC1	Adjustable	Square/Radius	Clamshell	6/24
44340	44341	44342	Bed/Bath	—	Adjustable	Square/Radius	Clamshell	6/24
44350	44351	44352	Hall/Closet	—	Adjustable	Square/Radius	Clamshell	6/24
44320	44321	44322	Dummy - 2 Pack	—	—	—	2/Clamshell	6/24
44336	44338	44337	Combo - Entry & Single Cyl. Deadbolt K3	KW1	Adjustable	Square/Radius	Clamshell	3/12
95717	95718	—	Combo - Entry & Single Cyl. Deadbolt K3	SC1	Adjustable	Square/Radius	Clamshell	3/12

POLISHED BRASS / US3	SATIN NICKEL / US15	OIL RUBBED BRONZE / US10B	FUNCTION	KEYWAY	LATCH BACKSET	LATCH FACEPLATE	PACKAGE	PACK
44658*	44663*	—	Entry KD	KW1	Adjustable	Square/Radius	Box	6/24
—	—	44672*	Entry K3	SC1	Adjustable	Square/Radius	Box	6/24
—	44666	44673*	Bed/Bath	—	Adjustable	Square/Radius	Box	6/24
44660	44667	44674	Hall/Closet	—	Adjustable	Square/Radius	Box	6/24
95726*	95725*	—	Combo - Entry & Single Cyl. Deadbolt KD	SC1	Adjustable	Square/Radius	Box	6/24
44661*	44668*	44675*	Dummy	—	Adjustable	Square/Radius	Box	6/24

CUT CASE	POLISHED BRASS / US3	SATIN NICKEL / US15	OIL RUBBED BRONZE / US10B	FUNCTION	KEYWAY	LATCH	PACKAGE	PACK
	42087	42088	42089	Entry K3	KW1	2-Way Snap	Clamshell	6/24
	42090	42091	42092	Bed/Bath	—	2-Way Snap	Clamshell	6/24
	42093	42094	42095	Hall/Closet	—	2-Way Snap	Clamshell	6/24

*Non-stocked – Special order only

ULTRA SECURITY

The Smart Choice For Security & Style

BRIARWOOD SERIES

PLUS

- Limited lifetime warranty
- Grade 3
- KW1
- Removable 5 pin tumbler cylinder
- Reversible, non-handed
- Fits doors 1-3/8" to 1-3/4" thick
- Fits standard 2-1/8" installation hole
- Crescent spindle



POLISHED BRASS / US3	SATIN NICKEL / US15	DULL CHROME / US26D	FUNCTION	LATCH BACKSET	LATCH FACEPLATE	PACKAGE	PACK
44385	43420	44386	Entry KD	Adjustable	Square/Radius	Clamshell	6/24
—	44415	—	Entry K3	Adjustable	Square/Radius	Clamshell	6/24
44387	43421	44388	Bed/Bath	Adjustable	Square/Radius	Clamshell	6/24
44389	43422	44390	Hall/Closet	Adjustable	Square/Radius	Clamshell	6/24
44399	44416	—	Dummy	—	—	2/Clamshell	6/24
—	44384	—	Entry KD	Adjustable	Square/Radius	Box	6/24
—	44383	—	Bed/Bath	Adjustable	Square/Radius	Box	6/24
—	44382	—	Hall/Closet	Adjustable	Square/Radius	Box	6/24

ULTRA SECURITY

The Smart Choice For Security & Style

SCARBOROUGH SERIES

PLUS

- Limited lifetime warranty
- Grade 3
- KW1 Removable 5 pin tumbler cylinder
- Reversible, non-handed
- Fits doors 1-3/8" to 1-3/4" thick
- Fits standard 2-1/8" installation hole
- Crescent spindle



POLISHED BRASS / US3	SATIN NICKEL / US15	FUNCTION	LATCH BACKSET	LATCH FACEPLATE	PACKAGE	PACK
44455	44459	Entry KD	Adjustable	Square/Radius	Clamshell	6/24
—	44458	Entry K3	Adjustable	Square/Radius	Clamshell	6/24
44457	44462	Bed/Bath	Adjustable	Square/Radius	Clamshell	6/24
44456	44461	Hall/Closet	Adjustable	Square/Radius	Clamshell	6/24
—	44463	Dummy	—	—	2/Clamshell	6/24
—	44451	Entry KD	Adjustable	Square/Radius	Box	6/24
—	44453	Bed/Bath	Adjustable	Square/Radius	Box	6/24
—	44452	Hall/Closet	Adjustable	Square/Radius	Box	6/24

ULTRA SECURITY

The Smart Choice For Security & Style

PLUS

VALLEY FORGE SERIES Round Ball Knob

- Limited lifetime warranty
- Grade 3
- KW1
- Removable 5 pin tumbler cylinder
- Reversible, non-handed
- Fits doors 1-3/8" to 1-3/4" thick
- Fits standard 2-1/8" installation hole
- High security 1" throw throws on deadbolts
- Bed & Bath mini screw driven emergency opening
- Crescent spindle



Brass

Satin Nickel

Oil Rubbed Bronze

Antique Brass



POLISHED BRASS / US3	SATIN NICKEL / US15	OIL RUBBED BRONZE / US10B	ANTIQU BRASS / US5	FUNCTION	LATCH	PACKAGE	PACK
43470	—	—	—	Entry KD	6-Way Adjustable	Clamshell	6/24
43471	43895	43494	43486	Entry K3	6-Way Adjustable	Clamshell	6/24
43472	43897	43495	43487	Bed/Bath	6-Way Adjustable	Clamshell	6/24
43473	43896	43496	43498	Hall/Closet	6-Way Adjustable	Clamshell	6/24
43474	43451	43453	43478	Combo - Entry & Single Cyl. Deadbolt K3	6-Way Adjustable	Clamshell	3/12
43475	—	—	—	Combo - Entry & Double Cyl. Deadbolt K3	6-Way Adjustable	Clamshell	3/12

CUT CASE	POLISHED BRASS / US3	ANTIQU BRASS / US5	STAINLESS STEEL / US32	FUNCTION	LATCH	PACKAGE	PACK
	43265	43266	43268	Entry K3	6-Way Adjustable	Clamshell	6/24
	43277	43278	43279	Bed/Bath	6-Way Adjustable	Clamshell	6/24
	43288	43289	43290	Hall/Closet	6-Way Adjustable	Clamshell	6/24
	43258	43259	43260	Combo - Entry & Single Cyl. Deadbolt K3	6-Way Adjustable	Clamshell	3/12

ULTRA SECURITY

The Smart Choice For Security & Style

PLUS

RITTENHOUSE SERIES

Tulip Knob

- Limited lifetime warranty
- Grade 3
- KW1
- Removable 5 pin tumbler cylinder
- Reversible, non-handed
- Fits doors 1-3/8" to 1-3/4" thick
- Fits standard 2-1/8" installation hole
- High security 1" throws on deadbolts
- Double Combo (2 Entries & 2 Deadbolts KA w/in pack)
- Bed & Bath mini screw driven emergency opening
- Crescent spindle

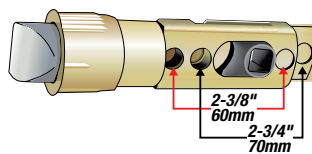


	POLISHED BRASS / US3	SATIN NICKEL / US15	ANTIQUÉ BRASS / US5	OIL RUBBED BRONZE / US10B	DULL CHROME / US26D	FUNCTION	KEYWAY	LATCH	PACKAGE	PACK
CLAMSHELL	44030	43915	44041	—	43936	Entry KD	KW1	6-Way Adjustable	Clamshell	6/24
	44035	43916	44042	44502	44076	Entry K3	KW1	6-Way Adjustable	Clamshell	6/24
	44045	43918	44044	44504	43947	Bed/Bath	—	6-Way Adjustable	Clamshell	6/24
	300x26	—	—	—	—	Bed/Bath (split finish)	—	6-Way Adjustable	Clamshell	6/24
	44040	43917	44043	44505	43946	Hall/Closet	—	6-Way Adjustable	Clamshell	6/24
	44250	43919	44251	—	44252	Dummy	—	6-Way Adjustable	2/Clamshell	6/24
	44000	44155	44009	44508	44017	Combo - Entry & Single Cyl. Deadbolt K3	KW1	6-Way Adjustable	Clamshell	3/12
	44005	44157	43986	44509	44156	Combo - Entry & Double Cyl. Deadbolt K3	KW1	6-Way Adjustable	Clamshell	3/12

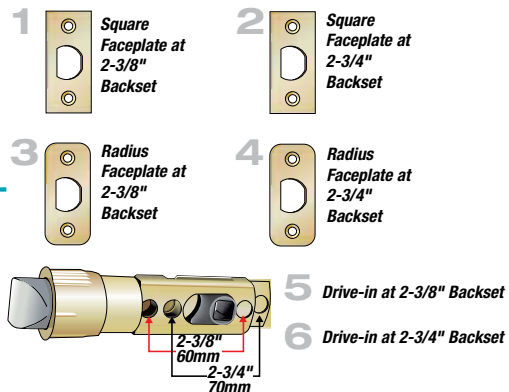
6-way adjustable latch includes drive in latch, square faceplate, radius faceplate & is adjustable to both 2-3/8" & 2-3/4" backsets. Also included are both square & radius strike plates

6-WAY ADJUSTABLE

Fits 2-3/8" and 2-3/4" backset latchbolt, square corner, 1/4" radius and round face strike plate



Includes Drive-in Adjustable Latch with Radius Corner and Square Corner Faceplates.



ULTRA SECURITY

The Smart Choice For Security & Style

PLUS

RITTENHOUSE SERIES

Tulip Knob

- Limited lifetime warranty
- Grade 3
- KW1
- Removable 5 pin tumbler cylinder
- Reversible, non-handed
- Fits doors 1-3/8" to 1-3/4" thick
- Fits standard 2-1/8" installation hole
- High security 1" throws on deadbolts
- Double Combo (2 Entries & 2 Deadbolts KA w/in pack)
- Bed & Bath mini screw driven emergency opening
- Crescent spindle



	POLISHED BRASS / US3	SATIN NICKEL / US15	DULL CHROME / US26D	FUNCTION	KEYWAY	LATCH	PACKAGE	PACK	
BOXED	44020	—	—	Entry KD	KW1	Adjustable/Square	Box	6/24	
	44025	43909	44037	Entry KA3	KW1	Adjustable/Square	Box	6/24	
	44026	—	—	Entry MK	KW1	Adjustable/Square	Box	6/24	
	44029	—	44047	Bed/Bath	—	2-3/8" / Square	Box	6/24	
	44049	43925	—	Bed/Bath	—	2-3/8" / Radius	Box	6/24	
	44027	—	—	Bed/Bath (split finish)	—	2-3/8" / Square	Box	6/24	
	44028	—	44046	Hall/Closet	—	2-3/8" / Square	Box	6/24	
	44048	43926	—	Hall/Closet	—	Adjustable / Radius	Box	6/24	
	44305	—	—	Dummy	—	—	2/Box	—	
	44038	—	—	Storeroom	—	Adjustable/Square	Box	6/24	
	44015	—	—	Combo - Entry & Single Cyl. Deadbolt KD	KW1	Adjustable/Square	Box	3/12	
	44010	43928	—	Combo - Entry & Single Cyl. Deadbolt K3	KW1	Adjustable/Square	Box	3/12	
	44001	—	—	Combo - Entry & Single Cyl. Deadbolt MK	KW1	Adjustable/Square	Box	3/12	
	41063	—	—	Master Key	KW1	—		1	

ULTRA SECURITY

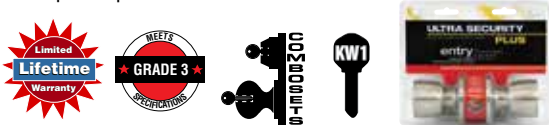
The Smart Choice For Security & Style

PLUS

LANCASTER SERIES

Bell Knob

- Limited lifetime warranty
- Grade 3
- KW1
- Removable 5 pin tumbler cylinder
- Reversible, non-handed
- Fits doors 1-3/8" to 1-3/4" thick
- Fits standard 2-1/8" installation hole
- High security 1" throw throws on deadbolts
- Bed & Bath coin style emergency opening
- Square spindle



POLISHED BRASS / US3	ANTIQUÉ BRASS / US5	STAINLESS STEEL / US32	FUNCTION	LATCH	PACKAGE	PACK
44051	44055	44067	Entry KD	6-Way Adjustable	Clamshell	6/24
44057	44063	44070	Bed/Bath	6-Way Adjustable	Clamshell	6/24
44059	44077	44075	Hall/Closet	6-Way Adjustable	Clamshell	6/24
44082	—	—	Combo - Entry & Single Cyl. Deadbolt K3	6-Way Adjustable	Clamshell	3/12
—	—	44287	Combo - Entry Double Cyl. Deadbolt KD	6-Way Adjustable	Clamshell	3/12

ULTRA SECURITY

The Smart Choice For Security & Style

PLUS

STRATHMERE SERIES

Oval/Egg Knob

- Limited lifetime warranty
- Grade 3
- KW1
- Removable 5 pin tumbler cylinder
- Reversible, non-handed
- Fits doors 1-3/8" to 1-3/4" thick
- Fits standard 2-1/8" installation hole
- High security 1" throw throws on deadbolts
- Bed & Bath coin style emergency opening
- Square spindle



oval/egg shape



POLISHED BRASS / US3	SATIN NICKEL / US15	OIL RUBBED BRONZE / US10B	FUNCTION	LATCH	PACKAGE	PACK
44165	44170	44159	Entry KD	6-Way Adjustable	Clamshell	6/24
—	44171	44160	Entry K3	6-Way Adjustable	Clamshell	6/24
44167	44172	44161	Bed/Bath	6-Way Adjustable	Clamshell	6/24
44168	44173	44162	Hall/Closet	6-Way Adjustable	Clamshell	6/24
44169	44174	44164	Dummy - 2 Pack	—	2/Clamshell	6/24
44175	44176	44177	Combo - Entry & Single Cyl. Deadbolt KD	6-Way Adjustable	Clamshell	3/12

ULTRA SECURITY

The Smart Choice For Security & Style

PLUS

STURBRIDGE SERIES Flat Ball Style

- Limited lifetime warranty
- Grade 3
- KW1 & SC1
- Removable 5 pin tumbler cylinder
- Reversible, non-handed
- Fits doors 1-3/8" to 1-3/4" thick
- Fits standard 2-1/8" installation hole
- High security 1" throw throws on deadbolts
- Bed & Bath coin style emergency
- Square spindle



Flat ball shape



POLISHED BRASS / US3	SATIN NICKEL / US15	OIL RUBBED BRONZE / US10B	FUNCTION	KEYWAY	LATCH	PACKAGE	PACK
43046	42028	42045	Entry K3	KW1	6-Way Adjustable	Clamshell	6/24
43055	—	—	Entry KD	SC1	6-Way Adjustable	Clamshell	6/24
43056	42033	43433	Entry K3	SC1	6-Way Adjustable	Clamshell	6/24
43057	42038	43434	Bed/Bath	—	6-Way Adjustable	Clamshell	6/24
43058	42039	43435	Hall/Closet	—	6-Way Adjustable	Clamshell	6/24
43054	42041	42048	Dummy - 2 Pack	—	—	2/Clamshell	6/24
43059	—	—	Combo - Entry & Single Cyl. Deadbolt KD	SC1	6-Way Adjustable	Clamshell	3/12
43047	42043	42049	Combo - Entry & Single Cyl. Deadbolt K3	SC1	6-Way Adjustable	Clamshell	3/12
95730	95731	—	Combo - Entry & Single Cyl.	K3, KW1	6-Way Adjustable	Clamshell	3/12

43061	42024	—	Entry K3	SC1	6-Way Adjustable	Box	6/24
43062	42025	—	Bed/Bath	—	6-Way Adjustable	Box	6/24
43063	42026	—	Hall/Closet	—	6-Way Adjustable	Box	6/24
43064	—	—	Combo - Entry & Single Cyl. Deadbolt KD	SC1	6-Way Adjustable	Box	3/12
43048	42040	—	Combo - Entry & Single Cyl. Deadbolt K3	SC1	6-Way Adjustable	Box	3/12

CUT CASE	POLISHED BRASS / US3	SATIN NICKEL / US15	OIL RUBBED BRONZE / US10B	FUNCTION	KEYWAY	LATCH	PACKAGE	PACK
	42075	42071	42073	Entry K3	KW1	6-Way Adjustable	Clamshell	6/24
	—	43274	43273	Entry K3	SC1	6-Way Adjustable	Clamshell	6/24
	43283	43285	43284	Bed/Bath	—	6-Way Adjustable	Clamshell	6/24
	43294	43296	43295	Hall/Closet	—	6-Way Adjustable	Clamshell	6/24
	42076	42072	42074	Combo - Entry & Single Cyl. Deadbolt K3	SC1	6-Way Adjustable	Clamshell	3/12



STANDARD DUTY DEADBOLTS / KW1



POLISHED BRASS / US3	SATIN NICKEL / US15	STAINLESS STEEL / US32	ANTIQUE BRASS / US5	FUNCTION	LATCH	PACKAGE	PACK
43600	43617	43610	43614	Single KD	6-Way Adjustable	Clamshell	6/24
43605	43625	43612	43615	Single K3	6-Way Adjustable	Clamshell	6/24
43700	43719	43710	43714	Double KD	6-Way Adjustable	Clamshell	6/24
43705	43626	43712	43715	Double K3	6-Way Adjustable	Clamshell	6/24

(Master key 41063)



OIL RUBBED BRONZE / US10B	DULL CHROME / US26D	FUNCTION	LATCH	PACKAGE	PACK
42067	43627	Single K3	6-Way Adjustable	Clamshell	6/24
42068	43628	Double K3	6-Way Adjustable	Clamshell	6/24

6-way adjustable latch includes drive in latch, square faceplate, radius faceplate & is adjustable to both 2-3/8" & 2-3/4" backsets. Also included are both square & radius strike plates

ULTRA SECURITY

The Smart Choice For Security & Style

PLUS



STANDARD DEADBOLTS / SC1



POLISHED BRASS / US3	SATIN NICKEL / US15	OIL RUBBED BRONZE / US10B	STAINLESS STEEL / US32	FUNCTION	LATCH	PACKAGE	PACK
43748	42055	—	—	Single KD	6-Way Adjustable	Clamshell	6/24
42057	—	43436	95706	Single K3	6-Way Adjustable	Clamshell	6/24
42058	42056	43432	95710	Double K3	6-Way Adjustable	Clamshell	6/24
43747	—	—	—	Single KD	Adjustable/Square Corner	Box	6/24

ULTRA SECURITY

The Smart Choice For Security & Style

PLUS



STANDARD DUTY DEADBOLTS / KW1



POLISHED BRASS / US3	SATIN NICKEL / US15	STAINLESS STEEL / US32	ANTIQUE BRASS / US5	FUNCTION	LATCH	PACKAGE	PACK
43601	43623	—	—	Single KD	Adjustable/Radius Corner	Box	6/24
43607	—	43608	—	Single MK	Adjustable/Radius Corner	Box	6/24
43616	—	—	—	Single K3	Adjustable/Radius Corner	Box	3/24
43699	—	—	—	Double KD	Adjustable/Radius Corner	Box	6/24
—	—	—	43613	Single KD	6-Way Adjustable	Box	6/24

(Master key 41063)

- Limited lifetime warranty
- KW1
- Removable 5 pin tumbler cylinder
- Reversible, non-handed
- Fits doors 1-3/8" to 1-3/4" thick
- Fits standard 2-1/8" installation hole
- High security 1" throws on deadbolts
- Double Combo (2 Entries & 2 Deadbolts KA w/in pack)
- Crescent spindle



POLISHED BRASS / US3	SATIN NICKEL / US15	ANTIQUE BRASS / US5	SATIN CHROME / US26	OIL RUBBED BRONZE / US10B	FUNCTION	KEYWAY	LATCH	PACKAGE	PACK
1990	1990SN	1990AB	1990S	1990ORB	Entry KD	KW1	Adjustable / Square	Clamshell	6/24
3007	3007SN	3007AB	3007S	3007ORB	Bed/Bath	—	Adjustable / Square	Clamshell	6/24
2004	2004SN	2004AB	2004S	2004ORB	Hall/Closet	—	Adjustable / Square	Clamshell	6/24
3000DK	—	—	—	—	Dummy	—	—	2/ Clamshell	4/24
1990X2	1990X2SN	—	—	1990X2ORB	Entry - Two Pack K3	KW1	Adjustable / Square	Clamshell	6/12
1990X281HD	1990X281SN	1990X281 HDAB	1990X281 HDS	44438	Combo - Entry & Single Cyl. Deadbolt KD	KW1	Adjustable / Square	Clamshell	6/12
1990x291	—	1990X291 HDAB	—	—	Combo - Entry & Double Cyl. Deadbolt	KW1	Adjustable / Square	Clamshell	6/12
1990/281X2	1990X281X2SN	1990X281/2AB	—	1990X281/20RB	Combo - 2 Entry & 2 Single Cyl. Deadbolts	KW1	Adjustable / Square	Clamshell	1/5

POLISHED BRASS / US3	FUNCTION	KEYWAY	LATCH	PACKAGE	PACK
1990B	Entry KD	KW1	Adjustable / Square	Box	6/30
1990BKA3	Entry K3	KW1	Adjustable / Square	Box	6/30
3007B	Bed/Bath	—	Adjustable / Square	Box	6/30
2004B	Hall/Closet	—	Adjustable / Square	Box	6/30

ULTRA SECURITY

The Smart Choice For Security & Style

TULIP KNOB

- 25 Year limited warranty
- Grade 3
- KW1
- Removable 5 pin tumbler cylinder
- Reversible, non-handed
- Fits doors 1-3/8" to 1-3/4" thick
- Fits standard 2-1/8" installation hole
- High security 1" throw on all deadbolts
- Crescent spindle



POLISHED BRASS / US3	SATIN NICKEL / US15	STAINLESS STEEL / US32	ANTIQUÉ BRASS / US5	ORB / US10B	FUNCTION	KEYWAY	LATCH	PACKAGE	PACK
43960		43973	43958	—	Entry KD	KW1	2-Way/Radius	Clamshell	6/24
43952	43840	43974	43944	44432	Entry K3	KW1	2-Way/Radius	Clamshell	6/24
44071	—	—	—	—	Entry Two Pack K2	KW1	2-Way/Radius	Clamshell	6
95700	—	95703	—	—	Entry K3	SC1	2-Way/Radius	Clamshell	6/24
43964	43841	43977	43959	44433	Bed/Bath	—	2-Way/Radius	Clamshell	6/24
43962	43842	43976	43961	44434	Hall/Closet	—	2-Way/Radius	2/Clamshell	6/24
43965	—	—	—	—	Combo - Entry & Single Cyl. KD	KW1	2-Way/Radius	Clamshell	6/12
43969	43845	43971	44061	44438	Combo - Entry & Single Cyl. K3	KW1	2-Way/Radius	Clamshell	6/12
43956	—	44283	—	—	Combo - Entry & Double Cyl. KD	KW1	2-Way/Radius	Clamshell	6/12
44019	—	44158	43982	44440	Combo - Entry & Double Cyl. K3	KW1	2-Way/Radius	Clamshell	6/12
43963	44450	—	—	44439	Double Combo - Entry & Single Cyl. K2	KW1	2-Way/Radius	2 Combos/Clamshell	6
95701	—	95704	—	—	Combo - Entry & Single Cyl. K3	SC1	2-Way/Radius	Clamshell	6/12
43948		43981	—	—	Entry KD	KW1	2-Way/Square	Box	6/24
43951		—	—	—	Entry K3	KW1	2-Way/Square	Box	6/24
43950		43939	—	—	Bed/Bath	—	2-Way/Square	Box	6/24
43949		43938	—	—	Hall/Closet	—	2-Way/Square	Box	6/24
43954		—	—	—	Combo - Entry & Single Cyl. KD	KW1	2-Way/Square	Box	6/12
—		43908	—	—	Combo - Entry & Single Cyl. K3	KW1	2-Way/Radius	Box	6/12

CUT CASE	POLISHED BRASS / US3	STAINLESS STEEL / US32	ANTIQUÉ BRASS / US5	FUNCTION	KEYWAY	LATCH	PACKAGE	PACK
	43264	42080	43267	Entry K3	KW1	2-Way/Radius	Clamshell	3/3
	43001	—	—	Entry K2	KW1	2-Way/Radius	2/Clamshell	6
	43275	42082	43276	Bed/Bath	—	2-Way/Radius	Clamshell	6/24
	43286	—	43287	Hall/Closet	—	2-Way/Radius	Clamshell	6/24
	43256	42079	43257	Combo - Entry & Single Cyl. Deadbolt K3	KW1	2-Way/Radius	Clamshell	6/12

ULTRA SECURITY


The Smart Choice For Security & Style

CHESTNUT HILL SERIES Round Ball Knob

- 25 Year limited warranty
- Grade 3
- KW1
- Removable 5 pin tumbler cylinder
- Reversible, non-handed
- Fits doors 1-3/8" to 1-3/4" thick
- Fits standard 2-1/8" installation hole
- High security 1" throw on all deadbolts
- Double Keyed
(Removable cylinder on both outside & inside knobs)
- Square spindle



POLISHED BRASS / US3	SATIN NICKEL / US15	STAINLESS STEEL / US32	ANTIQUÉ BRASS / US5	ANTIQUÉ COPPER	FUNCTION	LATCH	PACKAGE	PACK	
43998	—	43987	—	43404	Entry KD	4-Way Snap	Clamshell	6/24	
43999	44198	43985	44196	—	Entry K3	4-Way Snap	Clamshell	6/24	
44096	—	—	—	—	Storeroom KD	4-Way Snap	Clamshell	6/24	
43996	44195	43989	44193	—	Bed/Bath	4-Way Snap	Clamshell	6/24	
43997	44192	43988	44190	43407	Hall/Closet	4-Way Snap	Clamshell	6/24	
44200	44204	44202	44201	—	Dummy	—	2/Clamshell	6/24	
43992	—	—	—	43405	Combo - Entry & Single Cyl. Deadbolt KD	4-Way Snap	Clamshell	6/12	
43990	43975	43979	44479	—	Combo - Entry & Single Cyl. Deadbolt Keyed Alike in 3's	4-Way Snap	Clamshell	6/12	
43993	44086	—	44089	—	Combo - Entry & Double Cyl. Deadbolt KD	2-Way/Radius	Clamshell	6/12	
43991	—	—	—	—	Combo - Entry & Double Cyl. Deadbolt Keyed Alike in 3's	4-Way Snap	Clamshell	6/12	
43403	—	43402	43400	—	Entry Double Keyed 2-Way Radius	4-Way Snap	Clamshell	6/24	

CUT CASE	SATIN NICKEL / US15	FUNCTION	LATCH	PACKAGE	PACK	
	42086	Entry K3	4-Way Snap	Clamshell	6/24	
	42085	Bed/Bath	4-Way Snap	Clamshell	6/24	
	42084	Hall/Closet	4-Way Snap	Clamshell	6/24	

- Limited lifetime warranty
- KW1
- Removable spin tumbler cylinder
- Reversible, non-handed
- Fits doors 1-3/8" to 1-3/4" thick
- Fits standard 2-1/8" installation hole
- High security 1" throw on deadbolts
- Crescent spindle



POLISHED BRASS / US3	STAINLESS STEEL / US32	ORB / US10B	FUNCTION	LATCH	PACKAGE	PACK	
1990P	1990PSN	1990PORB	Entry	Adjustable Square	Clamshell	6/24	
3007P	3007PSN	3007PORB	Privacy (Bed & Bath)	Adjustable Square	Clamshell	6/24	
2004P	2004PSN	2004PORB	Passage (Hall & Closet)	Adjustable Square	Clamshell	6/24	
1990X281P	1990X281PSN	1990X281PORB	Entry Deadbolt Combo	Adjustable Square	Clamshell	6/12	



DECORATIVE SWIRL

- Limited lifetime warranty
- Grade 3
- KW1
- Removable 5 pin tumbler cylinder
- Reversible, non-handed
- Fits doors 1-3/8" to 1-3/4" thick
- Fits standard 2-1/8" installation hole
- High security 1" throw throws on deadbolts
- Square spindle



POLISHED BRASS / US3	DULL CHROME / US26D	FUNCTION	LATCH	PACKAGE	PACK
1990RL	1990RLSN	Entry K3	4-Way Adjustable	Clamshell	6/24
3007RL	3007RLSN	Bed/Bath	4-Way Adjustable	Clamshell	6/24
2004RL	2004RLSN	Hall/Closet	4-Way Adjustable	Clamshell	6/24

ULTRA SECURITY

WYNNEWOOD SERIES

The Smart Choice For Security & Style

- 25 Year limited warranty
- Grade 3
- KW1 Keyway
- Removable 5 pin tumbler cylinder
- Reversible, non-handed
- Fits doors 1-3/8" to 1-3/4" thick
- Fits standard 2-1/8" installation hole
- Crescent spindle



POLISHED BRASS / US3	DULL CHROME / US26D	FUNCTION	LATCH	PACKAGE	PACK
44465	44466	Entry K3	4-Way Snap	Clamshell	6/24
44467	44468	Bed/Bath	4-Way Snap	Clamshell	6/24
44469	44470	Hall/Closet	4-Way Snap	Clamshell	6/24
44471	44472	Dummy	—	2/Clamshell	6/24

DEADBOLTS / KW1

- 2 Way adjustable latch
- Square strike



POLISHED BRASS / US3	SATIN NICKEL / US15	STAINLESS STEEL / US32	ANTIQUE BRASS / US5	ORB / US10B	FUNCTION	LATCH	PACKAGE	PACK
281HDPB	281SN	281HDS	281HDAB	281HDORB	Single KD	2-Way Adjustable	Clamshell	6/12
291HDPB	291SN	291HDS	291HDAB	291HDORB	Double KD	2-Way Adjustable	Clamshell	6/12

ULTRA SECURITY

The Smart Choice For Security & Style



Cut Case Available


ULTRA SECURITY DEADBOLTS / KW1

- 2 Way adjustable latch
- Radius strike



POLISHED BRASS / US3	STAINLESS STEEL / US32	ANTIQUE BRASS / US5	ORB / US10B	FUNCTION	LATCH	PACKAGE	PACK
43966	—	—	—	Single KD	2-Way Adjustable	Clamshell	6/24
43967	43978	43970	44436	Single K3	2-Way Adjustable	Clamshell	6/24
43957	44285	44284	—	Double KD	2-Way Adjustable	Clamshell	6/24
43968	43716	43720	44437	Double K3	2-Way Adjustable	Clamshell	6/12

POLISHED BRASS / US3	FUNCTION	LATCH	PACKAGE	PACK
43953	Single KD	2-Way Adjustable	Box	6/24

CUT CASE 	POLISHED BRASS / US3	STAINLESS STEEL / US32	ANTIQUE BRASS / US5	FUNCTION	LATCH	PACKAGE	PACK
	43297	43299	43298	Single K3	2-Way Adjustable	Clamshell	6/24

SINGLE SIDED DEADBOLTS / KW1

POLISHED BRASS / US3	STAINLESS STEEL / US32	ANTIQUE BRASS / US5	ORB / US10B	FUNCTION	LATCH	PACKAGE	PACK
22111	—	—	—	Single Sided	2-Way Adjustable	Clamshell	6/24

ULTRA SECURITY

The Smart Choice For Security & Style

MOBILE HOME LOCKS

- 25 Year limited warranty
- Grade 3
- KW1 Keyway
- Removable 5 pin tumbler cylinder
- Reversible, non-handed
- Fits standard 2-1/8" installation hole
- High security 1" throw on all deadbolts
- Weather seal protection on entry locks & deadbolts
- Drive Latch



POLISHED BRASS / US3	STAINLESS STEEL / US32	FUNCTION	LATCH	BACKSET	BODY DIA.	PACKAGE	PACK
44260	44261	Entry KD	Drive-In	Adjustable	1"	Clamshell	6/24
44262	44263	Bed/Bath	Drive-In	2-3/8"	7/8"	Clamshell	6/24
44264	44265	Hall/Closet	Drive-In	2-3/8"	7/8"	Clamshell	6/24
44266	44274	Combo - Entry & Single Cyl. Deadbolt KD	Drive-In	Adjustable	1"	Clamshell	6/12

DEADBOLTS-MOBILE HOME



POLISHED BRASS / US3	STAINLESS STEEL / US32	FUNCTION	LATCH	PACKAGE	PACK
44267	44268	Single KD	Adjustable	Clamshell	6/24

LATCH-DRIVE IN – FOR BED & BATH AND HALL & CLOSET LOCKS

POLISHED BRASS / US3	BACKSET	BODY DIA.	PACKAGE	PACK
07029	2-3/4"	7/8"	Polybag	1/200

MORTISE LOCKSETS WITH DEADBOLT

- Full 1" throw deadbolt
- Latchbolt cannot retract unless unlocked

Double Cylinder w/ Rosette

- 2-1/2" backset, spacing 3-1/4"
- Fits all wood or metal doors
- Outside knob is locked by a button on the faceplate
- Reversible for left or right hand installation
- Replacement knob furnished w/ spindle & screws

SOLID BRASS

CODE	KEYWAY	FINISH	PACKAGE	PACK	
44630	SC1	Brass	Box	3/12	



OLD TIME MORTISE LOCK

Skeleton Key Operated (Bit Key)

- Replaces most mortise interior door locks used in the early 1900's
- 2-1/4" Diameter round knobs
- 2-1/4" W x 7" L Escutcheon plates
- Mortise case cutout 3-1/2"H x 3"D
- Brass plated
- 3/8" Throw spring latch w/ 1/2" throw deadlock
- Edge face plate 7/8" x 5-1/2"
- Standard 1/4" square spindle
- Reversible for left or right hand application

CODE	TYPE	FINISH	KNOBS	PACKAGE	PACK	
44609	Entry	Brass Plated	Brass	Clamshell	3/24	
44610	Bed/Bath	Brass Plated	Steel	Clamshell	3/24	
44621	Entry	Brass Plated	Glass	Clamshell	3/24	
44622	Bed/Bath	Brass Plated	Glass	Clamshell	3/24	
44615	Entry	Satin Nickel	Glass	Clamshell	3/24	



NARROW STILE STORM DOOR LOCKSET

- Heavy duty
- Forged solid Brass
- Fits all doors from 1-3/8" to 1-7/8" thick
- Narrow stile backset 1-3/4"
- Solid Brass face plates 1-1/8" W x 8-1/4" H
- Solid Brass lever 4-1/2" long
- Single unit assembly w/ reversible latch
- Key operated outside-turn knob operated inside
- Rekeyable 5 pin tumbler cylinder
- Double locking w/ spring latch & deadbolt
- 1-1/2" Posts internally threaded

SOLID BRASS

CODE	KEYWAY	TYPE	FINISH	PACKAGE	PACK	
44625	SC1	Complete	Brass	Box	1/10	
44627	SC1	Body Only	Brass	Box	1/10	



REPLACEMENT KNOB SET




- 2-1/4" Dia. standard round knobs
- 2-5/16" Square spindle
- Furnished w/ spindle & 2 set screws per knob

SOLID BRASS

CODE	MATERIAL	FINISH	PACKAGE	PACK
43010	Solid Brass	Brass/US3	1 Set/Clam	5/60



- 2" Dia. round knob
- 5/16" Square spindle
- Furnished w/ spindle & set screws

 Code 98677

CODE	MATERIAL	FINISH	PACKAGE	PACK
43005	Steel	Brass/US3	1 Set/Clam	10/60
98615-PP	Steel	Brass/US3	Box	10/60
43007	Steel	White	1 Set/Clam	6/24



- Crystal glass
- 2" Dia. faceted glass knobs
- 5/16" Square spindle
- Furnished w/ spindle & set screws

CODE	FINISH	PACKAGE	PACK
43000	Brass/US3	1 Set/Clam	10/40
43013	Satin Nickel	1 Set/Clam	10/40

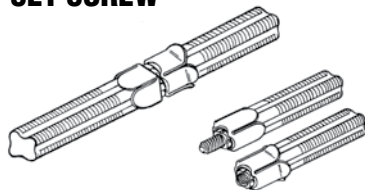
ROSETTE



- Fits most glass or brass finish door knob sets
- Furnished w/ screws


CODE	SIZE	FINISH	PACKAGE	PACK
64592	2-1/2"	Brass/US3	1 Set/Carded	5/60
64593	2-1/2"	Satin Nickel/US15	1 Set/Carded	10/60

SPLIT SPINDLE & SET SCREW



- Fits most threaded door knobs
- Standard thread
- Packed w/o set screw

CODE	MATERIAL	FINISH	PACKAGE	PACK
67982	Steel	Zinc/US2	Polybag w/ UPC	6/240



- Universal spindle set
- 3-1/2" Threaded spindle
- 3-1/2" Non-threaded spindle
- Standard American thread
- Furnished w/ screws

CODE	PACKAGE	PACK
67981	1 Set/Card	6/600

PUSH BUTTON COMBINATION DOOR LOCKS

- Heavy duty, keyless security
- Standard 2-3/8" backset w/ 1" throw (2-3/4" option available)
- Fits all doors 1-3/8" to 1-3/4" thick
- Heavy duty construction, precision engineered
- Weight: 3 lb.
- Easy to change 5 digit combination



Mortise Deadbolt w/ Interior Turn Knob

POLISHED BRASS / US3	SATIN CHROME / US26	PACKAGE	PACK	
44700	44710	Box	1/12	

Mortise Spring Deadlatch w/ Interior Turn Knob


POLISHED BRASS / US3	SATIN CHROME / US26	PACKAGE	PACK	
44720	44730	Box	1/12	



Latchbolts for Push Button Lockset

- For mechanical push button door locksets (except surface deadbolt)
- Stainless Steel finish only

CODE	BACKSET	FUNCTION	PACKAGE	PACK	
06970	2-3/4"	Deadbolt	Bulk	1/100	
06967	2-3/4"	Springlatch	Bulk	1/150	



Trim Plate Cover

- Rugged ABS plastic construction
- Covers standard 2-1/8" installation knob lock holes
- For mortise deadbolt, spring latch locks & surface deadbolt
- Fits all Ultra push button door locks

CODE	FINISH	PACKAGE	PACK	
57490	Black	Polybag/1 Pair	1/216	





SURFACE MOUNTED RIM DEADLOCK



CODE	TYPE	FINISH	PACKAGE	PACK
202	Nightlatch	Brass	Clamshell	6/24
505	1" Bolt	Brass	Clamshell	6/24



JIMMY-PROOF SINGLE CYLINDER

- Includes both ANGLE & FLAT strikes



CODE	TYPE	FINISH	PACKAGE	PACK
1303	Single Cylinder	Brass	Clamshell	6/24



JIMMY-PROOF DOUBLE CYLINDER

- Includes both ANGLE & FLAT strikes



CODE	TYPE	FINISH	PACKAGE	PACK
1404	Double Cylinder	Brass	Clamshell	6/24



JIMMY-PROOF SINGLE CYLINDER

- Includes both ANGLE & FLAT strikes



CODE	TYPE	FINISH	PACKAGE	PACK
1303CH	Single Cylinder	Polished Chrome	Clamshell	6/24
1303SN	Single Cylinder	Satin Nickel	Clamshell	6/24
1303BR	Single Cylinder	Polished Brass	Clamshell	6/24



SOLID BRONZE JIMMY-PROOF

- Includes FLAT strikes



CODE	TYPE	FINISH	PACKAGE	PACK
1666	Single Cylinder	Bronze Finish	Clamshell	6/24
1666SN	Single Cylinder	Satin Nickel	Clamshell	6/24
1666PB	Single Cylinder	Polished Brass	Clamshell	6/24



JIMMY-PROOF TUBULAR CYLINDER DEADLOCK – 4 KEYS


- Solid Steel 1/2" dia.
- Locking vertical bolts
- Pick resistant
- Max security

CODE	TYPE	FINISH	PACKAGE	PACK
707B	Single Cylinder	Brass	Clamshell	6/24




JIMMY-PROOF DEADLOCKS

- Jimmy-proof lock w/ shutterguard
- Fits doors 1-1/4" to 2-1/4" thick
- Double cylinder features cylinders both inside & outside for extra protection on glass pane door
- Surface installation requires one 1-1/4" diameter hole
- Furnished w/ angle strike bracket



Double



Single



CODE	TYPE	FINISH	PACKAGE	PACK
44860	Single Cylinder	Brass	Clamshell	5/20
44861	Single Cylinder	Silver	Clamshell	5/20
44850	Double Cylinder	Brass	Clamshell	5/20

RIM CYLINDER NIGHT LATCH

- For doors 1-3/8" to 2-1/2" thick
- Requires 1-1/4" dia. hole
- Surface installation, no mortising required
- Hold back bolt-stop button on 43300
- Key outside, turn knob inside
- Features exclusive deadlock
- Furnished w/ angle strike bracket



43300



43310



CODE	TYPE	KEYWAY	FINISH	PACKAGE	PACK
43300	Nightlatch	Y1	Brass	Clamshell	6/24
43310	Deadlatch	SE1	Brass	Clamshell	6/36

LIGHT COMMERCIAL

Cylindrical Ball Lockset


- Grade 3
- 6 Pin solid brass cylinder
- Cylinder removable for rekeying
- Fits all wood or steel doors from 1-3/8" to 1-3/4" thick
- Internal mechanism heavy gauge cold rolled steel
- Positive push & turn button locking mechanism
- 3" Threaded rosette outside
- Panic-proof mechanism
- Concealed mounting screws
- Series 7000



POLISHED BRASS / US3	STAINLESS STEEL / US32	KEYWAY	FUNCTION	BACKSET	PACKAGE	PACK
44124	44120	SC1	Entry KD	Adjustable	Box	6/24
—	44122	SC1	Entry K3	Adjustable	Box	6/24
—	44128	SC1	Entry MK	Adjustable	Box	6/24
—	43825	KW1	Entry KD	2-3/4"	Box	6/24
44136	44132	SC1	Storeroom KD	Adjustable	Box	6/24
—	44134	SC1	Storeroom KA	Adjustable	Box	6/24
—	44140	SC1	Storeroom MK	Adjustable	Box	6/24
44147	44143	—	Privacy	Adjustable	Box	6/24
44149	44145	—	Passage	Adjustable	Box	6/24

(Master key 41068) RE-KEYABLE: Will accept the following cylinders*: SCHLAGE™, ARROW™, MARKS™, AWI™, LORI™, FALCON™, ASSA™, & most MEDECO™

CYLINDRICAL 2-3/8" BACKSET LATCHES



CODE	TYPE	FINISH	PACKAGE	PACK
06968	Springlatch	Brass US3	Bulk	20/200
06973	Deadlatch	Brass US3	Bulk	20/200
06969	Springlatch	Stainless US32	Bulk	20/200
06974	Deadlatch	Stainless US32	Bulk	20/200

LIGHT COMMERCIAL LEVER LOCKSETS



CODE	TYPE	FINISH	PACKAGE	PACK
1990GLSS	Entry	Chrome Plated US26D	Clamshell	6/24
1990GLSSKA3	Entry - KA in 3's	Chrome Plated US26D	Clamshell	6/24
1997GLSS	Vestibule	Chrome Plated US26D	Clamshell	6/24
3007GLSS	Privacy	Chrome Plated US26D	Clamshell	6/24
2004GLSS	Passage	Chrome Plated US26D	Clamshell	6/24

COMMERCIAL

Cylindrical Ball Lockset

- 6 Pin solid brass tumbler cylinder
- Cylinder removable for rekeying
- Fits wood or metal doors from 1-3/8" to 1-3/4" thick
- Sleeve collar latchbolt option for use on metal doors
- Cylindrical lock housing cold rolled steel mechanism, zinc dichromated for corrosion resistance
- Reinforced solid brass or stainless steel ball knobs
- Concealed mounting screws on 3" threaded roses
- Rosettes threaded inside & outside
- Deadlocking bolt w/ 1/2" throw
- Panic-proof mechanism
- Standard 2-1/8" hole bore
- Furnished w/ 1-1/8" face on latch strike & ASA strike for door jamb
- Meets ANSI Grade 2 Specifications



POLISHED BRASS / US3	STAINLESS STEEL / US32	FUNCTION	KEYWAY	BACKSET	STRIKE	PACKAGE	PACK
44221	44236	Entry KD	SC4	2-3/4"	ASA	Box	6/24
44224	44226	Storeroom KD	SC4	2-3/4"	ASA	Box	6/24
44245	44247	Privacy	—	2-3/4"	ASA	Box	6/24
44240	44242	Passage	—	2-3/4"	ASA	Box	6/24

RE-KEYABLE: Will accept the following cylinders*: SCHLAGE™, ARROW™, MARKS™, AWI™, LORI™, FALCON™, ASSA™, & most MEDECO™

COMMERCIAL DEADBOLTS

- 6 Pin solid brass cylinder
- Cylinder removable for rekeying
- Fits wood or metal doors from 1-3/8" to 1-3/4" thick
- Heavy duty solid brass tubular construction w/ heavy gauge steel reinforced plates
- Full 1" throw
- Heavy gauge strike plates & hardened steel core bar
- Tapered collar
- Oversize strike plate: 1-1/8" x 2-3/4"(43740 only)



STAINLESS STEEL / US32	KEYWAY	CYLINDER	LATCH	PACKAGE	PACK
43740	SC4	Single KD	2-3/4" / Square	Box	6/24
43755	SC4	Double KD	2-3/4" / Square	Box	6/12
43744	SC4	Single MK	2-3/4" / Square	Box	6/24

(Master key 144116)

*The following registered trade name or trade mark is not owned, associated with or connected in any way with World and Main and is used herein for illustrative purposes only.

CYLINDRICAL LEVER LOCKSETS

- Conforms to Handicap Code ANSI A156.2 Series 4000
- Fits wood or metal doors from 1-3/8" to 1-3/4" thick
- Furnished w/ 1-1/8" strike plate
- Separate spring mechanism for inside & outside lever prevents arm sag to hold in horizontal position
- Designed for barrier free application; 50° Lever travel
- Non-handed
- 2" Clearance from lever to door surface; return of lever to 3/8" of the face of door
- Fits the standard 161 door preparation 2-3/4" backset, 2-1/8" bore
- Easy installation; suitable for new construction & retrofit
- Special reinforced removable studs prevent twisting or turning of lock rosettes
- UL Listed for "A" label (3 hr) single swing doors (4' x 8')
- Concealed screw mount; one step rosette
- ASA strike plate



Angled Lever



Angled Lever

DULL CHROME / US26D	KEYWAY	FUNCTION	BACKSET	STRIKE	PACKAGE	PACK
44248	SC4	Entry KD	2-3/4" Square	ASA	Box	1/12
44249	SC4	Entry K3	2-3/4" Square	ASA	Box	3/12
44253	SC4	Entry MK	2-3/4" Square	ASA	Box	1/12
44257	SC4	Storeroom KD	2-3/4" Square	ASA	Box	1/12
44259	SC4	Classroom KD	2-3/4" Square	ASA	Box	6/12
44254	SC4	Privacy	2-3/4" Square	ASA	Box	1/12
44255	SC4	Passage	2-3/4" Square	ASA	Box	1/12
44269	SC4	Entry KD	2-3/4" Square	ASA	Clamshell	6/12
44270	SC4	Privacy	2-3/4" Square	ASA	Clamshell	6/12
44271	SC4	Passage	2-3/4" Square	ASA	Clamshell	6/12

(Master key 41067)

CLUTCH LEVER LOCKSETS

- Patented free-wheeling design rotates lever up & down while lever set stays locked




DULL CHROME / US26D	KEYWAY	FUNCTION	BACKSET	STRIKE	PACKAGE	PACK
44273	SC4	Entry KD	2-3/4" Square	ASA	Box	1/12

GOTHAM™

GOTHAM™ MORTISE LOCKSETS

Each Features:

- Backset: 2-1/2"; Deadbolt: 1"
- Front: 1-1/16" X 7-5/8" 6 Pin 6SH1 Keyway
- Solid Brass cylinder w/ 2 keys
- Lifetime mechanical warranty



Blue Labels

- Swivel spindle w/ screw-on knobs
- Surface mounted Brass plate assemblies

CODE	TYPE	FINISH	PACKAGE	PACK
9900L	Left Hand	Polished Brass	Box	1/12
9900R	Right Hand	Polished Brass	Box	1/12



Red Labels

- Through-bolted knob plate assemblies
- Self-adjusting spindles w/ screwless knobs



CODE	TYPE	FINISH	PACKAGE	PACK
9900LAK	Left Hand	Polished Brass	Box	1/12
9900RAK	Right Hand	Polished Brass	Box	1/12
9900LAKSC	Left Hand	Satin Chrome	Box	1/12
9900RAKSC	Right Hand	Satin Chrome	Box	1/12



GUARD® SECURITY

GUARD® MORTISE LOCKSETS

- Heavy duty
- Through-bolted knob plate assemblies
- Solid Brass cylinder w/ 2 keys
- Self adjusting spindles w/ screwless knobs



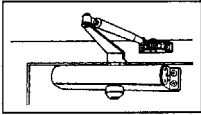
CODE	TYPE	FINISH	PACKAGE	PACK
P8888RAK	Right Hand	Polished Brass	Box	1/12
P8888LAK	Left Hand	Polished Brass	Box	1/12
P8888RAKSC	Right Hand	Satin Chrome	Box	1/12
P8888LAKSC	Left Hand	Satin Chrome	Box	1/12



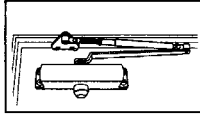
COMMERCIAL DOOR CLOSERS

- Universal application, non-handed for standard, top jamb or parallel arm installation
- Adjustable closing & latching speed by two separate regulating valves
- Rack & pinion mechanism contained in high tensile precision housing
- Surface mount installation

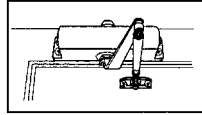
Standard Installation



Parallel Installation



Top Jamb Installation



CLOSER SIZE	# 1	# 2	# 3	# 4	#5
DOOR WEIGHT	33-66 lb.	55-99 lb.	88-143 lb.	121-187 lb.	133-199 lb.

GRADE 1

9000 Series

- Meets ANSI 156.4 Grade 1 standards
- Heavy duty & barrier free
- Rated for handicap entrance
- Adjustable spring power; standard adjustable-backcheck function
- Adjustable delayed action (DA) preset at the factory for approximately 20 seconds, between 70° & 120°
- Reduced spring power for handicapped or elderly



*Sized 1 thru 4
Factory Preset at 3*

CODE	SIZE	HOLE CENTERS	FINISH	PACKAGE	PACK
16142	#1 - #4	9-1/16" x 3/4"	Aluminum	Box	1/6
16144	#1 - #4	9-1/16" x 3/4"	Bronze	Box	1/6

Recommended operating temperature is between -15° to +40° degrees Celsius, 5° to 104° degrees Fahrenheit; Can be used -20° to +50° degrees Celsius, -4° to 122° Fahrenheit but latching & closing speed should be readjusted

CROSS REFERENCE CHART								
ULTRA	S.PARKER*	CAL ROYAL*	TELL*	LCN*	NORTON*	GLOBAL*	DOR.O. MATIC*	YALE*
9000 Series	900	300	600	430	1601	TC201	SC61	51BF

Conforms to ADA & ANSI Codes



UL Fire Rated 10C

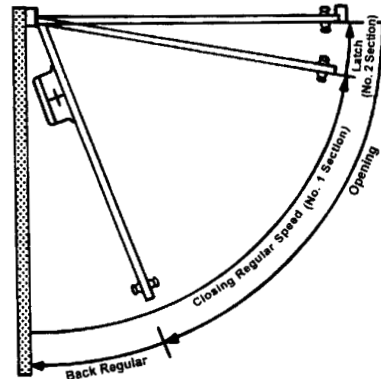
GRADE 1

500BC Series

- Meets Grade 2 standards
- Adjustable back check function 70° to 85° prevents striking wall
- Furnished w/ parallel arm bracket
- Triple valve
- UL listed



CODE	SIZE	HOLE CENTERS	FINISH	PACKAGE	PACK
16146	#3	8-3/16" x 3/4"	Aluminum	Box	1/10
16147	#4	9-1/16" x 3/4"	Aluminum	Box	1/10
16148	#5	9-1/16" x 3/4"	Aluminum	Box	1/10



*The following registered trademark is not owned, associated with or connected in any way with World and Main and is used herein for illustrative purposes only.

RESIDENTIAL GRADE DOOR CLOSERS

- For metal & wood doors up to 150 lb.
- Non-handed (for left & right swing doors)

Hydraulic Door Closer

- Single valve back plate
- Aluminum die-cast body construction
- Standard top jamb
- Heavy duty color plastic casing
- Compact design
- Furnished w/ screws & instructions



CODE	SIZE	MAX. WIDTH	ARM	FINISH	PACKAGE	PACK
16114	#3	38"	Adjustable	Ivory	Clamshell	1/5
16115	#3	38"	Adjustable	Brown	Clamshell	1/5



Slimline Door Closers

- Meets Grade 2 standards
- Dual valve
- Furnished w/ parallel arm bracket
- UL listed
- Narrow design



CODE	SIZE	FINISH	PACKAGE	PACK
152A	#2	Aluminum	Box	1/10
152D	#2	Duranodic	Box	1/10
153A	#3	Aluminum	Box	1/10
153D	#3	Duranodic	Box	1/10
154A	#4	Aluminum	Box	1/10
154D	#4	Duranodic	Box	1/10
155A	#5	Aluminum	Box	1/10
155D	#5	Duranodic	Box	1/10



Mini Door Closers

- Heavy duty zinc die cast housing construction
- Automatically closes the door
- Furnished w/ 3-1/4" x 7/8" roll plate to prevent damage to door
- Adjustable tension rod
- Main body fits on door jamb



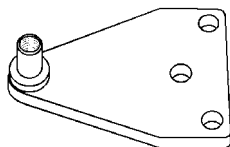
CODE	FINISH	PACKAGE	PACK
15990	White	Clamshell	6/36
15995	Brown	Clamshell	6/36
15999	White	Box	12/48
15997	Brown	Box	12/48



Closer Bracket

- Parallel arm
- Fits most overhead hydraulic door closers
- Heavy gauge steel construction
- Fits all standard arm door closers
- For closer sizes #3 thru #5 500BC Series above

CODE	FINISH	PACKAGE	PACK
11010	Aluminum	Polybag	10/100



SURFACE MOUNT VERTICAL ROD EXIT DEVICES

- ANSI Grade 1
- Fits all doors from 1-1/2" up to 2" thick
- Surface mount non-handed panic bar
- Wide head touch bar-panic bar for hollow metal or flush wood doors
- Reversible for all functions & trims
- Surface mount strike w/ extra shim
- Release mechanism activated by simple touch w/ 8 lb. of touch pressure
- Furnished w/ pullman latch top & bottom, w/ retraction hold in top latch
- Stainless steel latchbolt, top & bottom: 3/4" throw
- No dogging device
- Steel deadbolt; top: 1/2" throw
- Slant design eliminates open space gaps

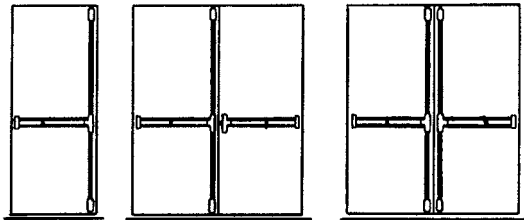
Fire Rated Exit Devices

- Fire rated exit devices meet or exceed standards for "Fire Tests of Door Assemblies", UL10B (UL10B, NFPA 252, ASTM E-152)
- For use w/ swinging fire doors of the hollow metal, wood, wood composite & sheet metal
- For use on single & double swinging doors rated up to 1-1/2 hours
- Fits all doors from 36" to 42" wide & 84" high
- Outside cylinder sold separately
- Furnished w/ stainless steel sex bolts

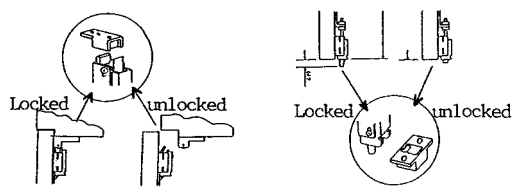


CODE	SIZE	FINISH	PACKAGE	PACK
02062	6' 8" Door	Satin Aluminum	Box	1/4
02061	8' Door	Satin Aluminum	Box	1/4

VERTICAL ROD DEVICES
With latching at the top & bottom of the door depressing the pushbar retracts both latches & allows the door to swing free. 53



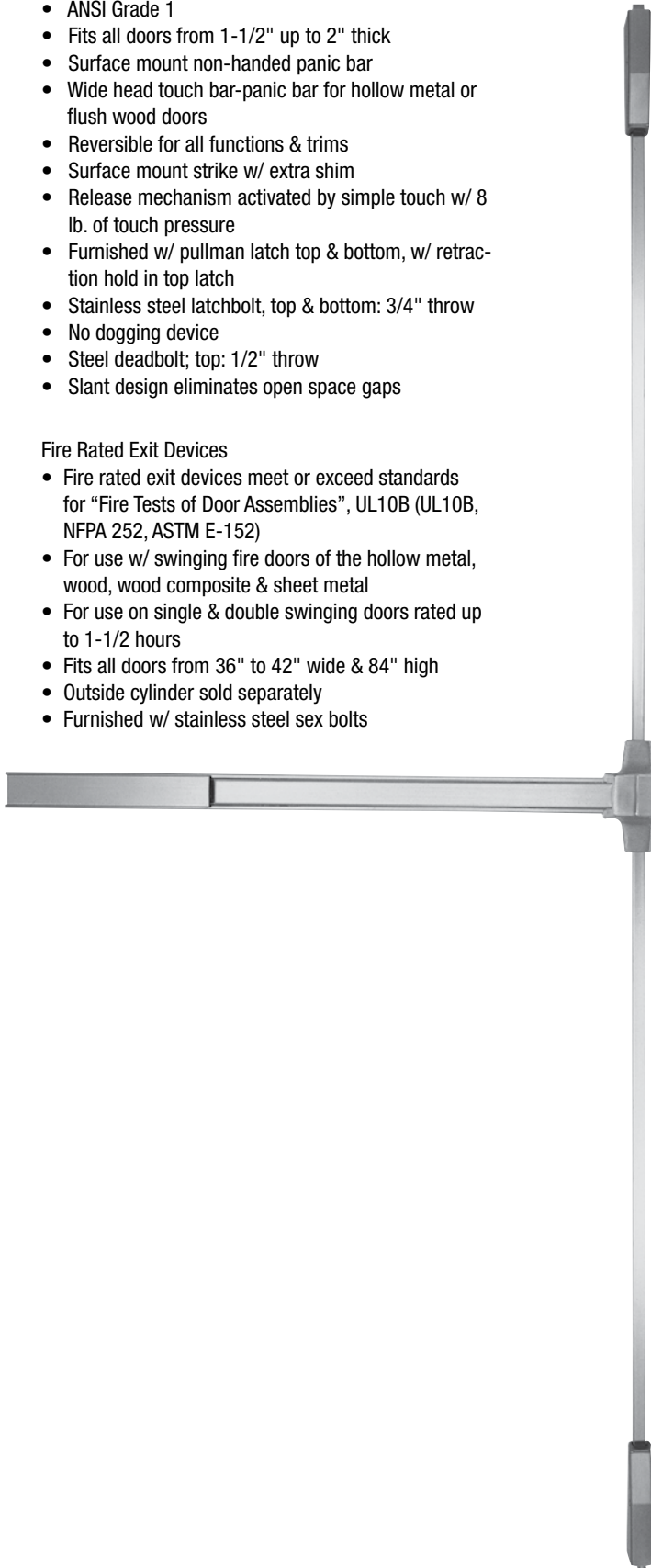
Single Door w/ Vertical Device
Pair of Doors w/ Rim Device & Vertical Device
Pair of Doors w/ Two Vertical Devices



Latch retraction hold in the top. Retainer is released when it engages the strike

Bottom sliding drop bolt, operates the hold & released by the top latch

**Fire Rated Up To 1-1/2 Hours
For Use On Single & Double Doors**



SURFACE MOUNT EXIT BARS *continued*

- ANSI 156.3 Grade 2
- Fits all doors from 30" to 36" in width
- 4-1/2" Minimum style
- Reversible for all function & trim hex key dog device
- Surface mount strike w/ extra shim
- Exterior trim not included



CODE	TYPE	FINISH	PACKAGE	PACK	
02070	Wide head	Aluminum	Box	1/6	

SURFACE MOUNT EXIT BARS

- Surface mount strike w/ extra shim
- Fits all doors from 1-1/2" up to 2" thick

- Slant design eliminates open space gaps
- Release mechanism activates at 8 lb. of touch pressure
- No dogging device



Reversible Rim Fire Exit Device

- Fire exit hardware device designed for use w/ swinging fire doors of hollow metal & sheet metal
- Fits all doors from 36" up to 42" in width
- Suitable for all wood, steel, glass or aluminum doors
- Furnished w/ stainless steel sex bolts
- Outside cylinder sold separately



**Fire Rated Up To 1-1/2 Hours
For Use On Single & Double Doors**

CODE	TYPE	BACKSET	FINISH	PACKAGE	PACK	
02054	Wide Head	2-3/4"	Duranodic Bronze	Box	1/6	
02055	Wide Head	2-3/4"	Aluminum	Box	1/6	

SURFACE MOUNT EXIT BARS

- ANSI grade 1
- Reversible for all functions & trims
- Surface mount strike w/ extra shim
- Fits all doors from 1-1/2" up to 2" thick
- Slant design eliminates open space gaps

- Hex key dogging device
- Surface mount non-handed reversible panic bar
- Release mechanism activates at 8 lb. of touch pressure
- Suitable for all wood, steel, glass or aluminum doors

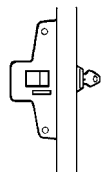
Reversible Rim 5-Pin Tumbler Cylinder Exit Device

- Cut to length to fit all doors from 29" up to 42" in width
- Narrow head designed for all glass, metal & wood doors
- Wide head designed for hollow metal or flush wood doors
- Fits 1-1/4" narrow style aluminum & glass entry doors

CODE	TYPE	FINISH	KEYED	PACKAGE	PACK	
02047	Narrow Head	Aluminum	KD	Box	1/6	
02056	Wide Head	Aluminum	KD	Box	1/66	



Outside Cylinder Included



*Exit w/ Rim
Cylinder Furnished
SC-1 Keyway*



ENTRY FOR WIDE HEAD PANIC BARS

- Exit key lock SC-4 keyway
- Can be locked open



CODE	TYPE	KEYED	FINISH	PACKAGE	PACK
02059	Lever	KD	Dull Chrome	Box	1/20

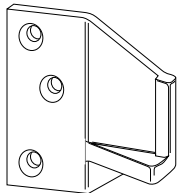


ENTRY FOR WIDE HEAD PANIC BARS

- Exit w/ key lock
- SC-4 keyway
- UL listed for fire door assembly



CODE	TYPE	KEYED	FINISH	PACKAGE	PACK
02052	Knob	KD	Stainless Steel	Box	1/20
02053	Lever	KD	Stainless Steel	Box	1/20



Panic Bar Strike Double Door

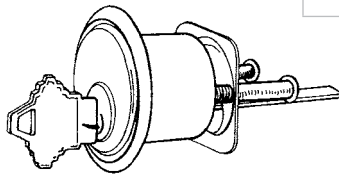
- Size: 2-1/2" x 3-3/16" x 1/2"
- For use w/ double door w/ no mullion
- For use w/ code numbers 02054 & 02055 only

CODE	FINISH	PACKAGE	PACK
72062	Stainless Steel	Box	1/100

Panic Bar Components 02052, 02053 & 72062 are for use w/ surface mount exit bars 02054 & 02055 found above.

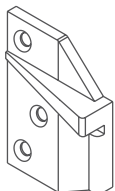
Replacement Cylinders

- Solid cast brass
- 5-Pin Tumbler Schlage Keyway SC-1
- 1-3/8" Diameter face plus trim ring
- Unlimited key changes
- Furnished w/ 2" calibrated spindle
- Reversible, adjustable construction



CODE	KEYED	FINISH	PACKAGE	PACK
17031	KA	Satin Chrome	Box	3/81

For codes 02047, 02056, 02054, 02055 (pg. 37) & 02062 (pg. 36)



Panic Bar Strike Double Door

- Size: 2-1/2" x 3-3/16" x 5/8"
- For use w/ double door w/ no mullion
- For use w/ code numbers 02047 & 02056 only

CODE	FINISH	PACKAGE	PACK
72064	Stainless Steel	Box	1/100

Panic Bar Component 72064 is for use w/ surface mount exit bars 02047 & 02056 (found above).



Panic Bar Pull Plate

- Furnished w/ outside cylinder hole
- Can be used w/ any rim cylinder
- For exterior application

CODE	FINISH	PACKAGE	PACK
59099	Aluminum	Polybag	6/48

Dimensions:

Cylinder dia.: 1-3/16"

Hole centers: 3-9/16"

Back plate: 4-1/2"L x 3-1/2"W

Pull offset: 1"



Sex Bolts

- Sold in 8 piece sets
- 4 male & 4 female

CODE	FINISH	PACKAGE	PACK
07040	Aluminum	Polybag	10/200



DOOR PUSH PLATES

- Weatherproof
- Rustproof
- Residential or commercial doors
- Furnished w/ screws

CODE	SIZE	MATERIAL	PACKAGE	PACK
58060	3-1/2" x 15"	Solid Brass	Card	10/60
58030	3-1/2" x 15"	Aluminum	Card	10/100


SOLID BRASS 58060 only



PULL HANDLES

- 1-1/8" Cylinder hole
- Cylinder not included
- 1" x 7-1/2" Solid aluminum pull
- 7" Hole centers
- Fits doors up to 2" thick
- Furnished w/ studs for thru bolts

CODE	MATERIAL	SIZE	FINISH	PACKAGE	PACK
59096	Aluminum	3-1/2" x 16"	Aluminum	Box	1/40



58016

58020 & 58021

- Heavy duty
- Drilled & countersunk holes
- Overall size 3-1/2" x 15"
- Furnished w/ screws

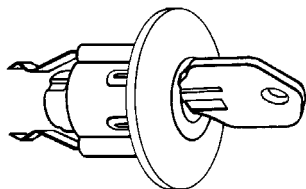
CODE	MATERIAL	GRIP	FINISH	PACKAGE	PACK
58020	Solid Brass	6"	Brass	Card	5/30
58016	Aluminum	7"	Satin Anodized	Card	5/30

SOLID BRASS 58020 only

Replacement Cylinder

Fits Kwikset Tylo™* & Other Kwikset™* Locks

- Also Ultra Security Mobile Home, Rittenhouse, Valley Forge, & Gettysburg
- Polished Brass finish



CODE	KEYED	PACKAGE	PACK
17025	Different	Box	12/288





1-1/8" SOLID BRASS MORTISE CYLINDERS

CODE	KEYWAY	SIZE	PACKAGE	PACK	
9620SE	SE1	1-1/8"	Box	12/72	

**SOLID
BRASS**



1-1/4" SOLID BRASS MORTISE CYLINDERS

CODE	KEYWAY	SIZE	PACKAGE	PACK	
9630SE	SE1	1-1/4"	Box	12/72	
C9630SE	SE1	1-1/4"	Carded	12/72	
9630SC	SC1	1-1/4"	Box	12/72	
9630KW	KW1	1-1/4"	Box	12/72	

**SOLID
BRASS**



SOLID BRASS RIM CYLINDERS

CODE	KEYWAY	FINISH	PACKAGE	PACK	
110KA2S	SE1	Satin Chrome	Box	6/72	

**SOLID
BRASS**

- Precision solid Brass
- Easy to re-key
- Keyed alike in Paris



1" THUMB-TURN CYLINDERS W/ RED DOT INDICATOR

CODE	FINISH	PACKAGE	PACK	
111S	Satin Chrome	Box	6/72	

- 1" Trim ring



STANDARD REVERSIBLE RIM CYLINDER

CODE	KEYWAY	FINISH	PACKAGE	PACK	
150	SE1	Brass / US3	Carded	12/48	



SOLID BRASS RIM CYLINDERS

CODE	FINISH	PACKAGE	PACK	
171B	Brass / US3	Carded	12/72	

**SOLID
BRASS**

- 18 Pin cross key

LOCKSET ACCESSORIES



1-1/8" SOLID BRASS RIM CYLINDERS

CODE	KEYWAY	SIZE	PACKAGE	PACK
9650SE	SE1	1-1/8"	Box	12/72
C9650SE	SE1	1-1/8"	Carded	12/72
9650SC	SC1	1-1/8"	Box	12/72
9650KW	KW1	1-1/8"	Box	12/72
9650AR	AR2	1-1/8"	Box	12/72

SOLID BRASS



DUMMY 1-1/4" RIM CYLINDERS

CODE	SIZE	PACKAGE	PACK
160	1-1/4"	Box	12/144



KEY BLANKS



COMMON NAME	CODE #	Comparable ILCO #	PACK	FOR USE WITH
AM3	# 5JU2	# 1046	50	American Lock* 5 pin
ARZ-6	# 6AR2	# 1179A	50	Arrow* 6 pin
AU2	# 5AR2	# AM-1054	50	Arrow* K2, K3
	# 5AU2	# 1004M	50	Auth-Bommer-Rockford*
AU1	# 5AU1	# X1054K	50	Auth*-Mail Box
KW1	# 5KW1	# 1119/WK1	250	Kwikset* 5 pin
KW10	# KWT	# A1176ST	50	Kwikset Titan*
LO1-5	# 5LO1	# 1004	50	Lockwood* 5 pin
LO1-6	# 6LO1	# 1004A	50	Lockwood* 6 pin
27K/M16	# 27K	# 1092NR	50	Master Lock* 5 pin

COMMON NAME	CODE #	Comparable ILCO #	PACK	FOR USE WITH
M1	# MA1	# 1092N	50	Master Lock*
M2	# M2	# 1092B	50	Master Lock*
M4	# M4	# 1092V	50	Master Lock*
MEI-5	# 5ME1	# 1515	50	Medeco/N.S.* 5 pin
MEI-6	# 6ME1	# A1515	50	Medeco/N.S.* 6 pin
RU2	# 5RU2	# 1011P	50	Russwin*
SC1	# 5SH1	# 1145/SC1	250	Schlage* «C» 5 pin
SC4	# 6SH1	# 1145A	50	Schlage* «C» 6 pin
SE1	# 5SE1	# 1022/SE1	250	Segal* Common K9
Y1	# 5YA1	# 999/Y1	250	Yale* 5 pin

*Brand Names mentioned above reference OEM Manufacturers. Please do not confuse our code #'s with the OEM Mfr. items whose parts these are intended to replace. The Brand names are copyrights of the respective manufacturers.

3PC. LOCK INSTALLATION KITS



For Wood Doors Only

- 1" Wood boring bit
- 2-1/8" Wood hole saw
- 3/8" Mandrel w/ pilot drill

CODE	PACKAGE	PACK
92170	Carded	6/36



For Both Metal & Wood Doors

- W/ bi-metal saw blades
- 1" Bi-metal hole saw
- 2-1/8" Bi-metal hole saw
- 3/8" Mandrel w/ pilot drill

CODE	PACKAGE	PACK
92172	Carded	6/36

KEY IDENTIFIERS



Identification Key Tags

- 8 Colors

CODE	PACKAGE	PACK
K901	Box	200



Color Rings Key Identifiers

- 8 Colors

CODE	PACKAGE	PACK
K900	Box	200

HIDE-AWAY KEY HOLDER



- Magnetic

CODE	FINISH	PACKAGE	PACK
36150	Black	Box	12/288

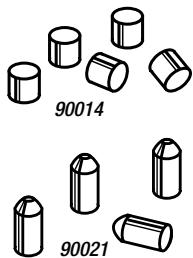
RE-KEYING KIT



- Rekeys all Guard, Ultra & other 1 locksets
- Includes pins, tools & parts to re-key

CODE	KEYWAY	PACKAGE	PACK
103099KW	Kwikset	Box	1/20

KW1 TYPE PINS



CODE	FUNCTION	PACKAGE	PACK
90009	Top Pin	Polybag	1/100
90010	Master #1	Polybag	1/100
90011	Master #2	Polybag	1/100
90012	Master #3	Polybag	1/100
90013	Master #4	Polybag	1/100
90014	Master #5	Polybag	1/100
90015	Master #6	Polybag	1/100

CODE	FUNCTION	PACKAGE	PACK
90017	Bottom #1	Polybag	1/100
90018	Bottom #2	Polybag	1/100
90019	Bottom #3	Polybag	1/100
90020	Bottom #4	Polybag	1/100
90021	Bottom #5	Polybag	1/100
90022	Bottom #6	Polybag	1/100
90023	Bottom #7	Polybag	1/100

CYLINDER REMOVAL TOOL



90035



90028



CYLINDER REMOVING TOOL

90036

CODE	PACKAGE	PACK
90035	Bulk	1/30
90028	Bulk	25/100
90036	Bulk	1/100

DRIVE-IN BULLET BALL CATCHES

- Adjustable tension ball
- Bullet catch: 3/4" size
- 7/8" Body dia. w/ fins 1-3/16" body length
- 1" Face w/ lip
- 1-3/8" x 2-1/8" Strike plate w/ square & radius corners
- Furnished w/ screws except 07005



CODE	FINISH	PACKAGE	PACK
06981	Brass/US3	Polybag w/ UPC	50/200
61760	Brass/US3	Polybag w/ UPC, Bin Box	30/240
61763	Antique Brass/US5	Polybag w/ UPC, Bin Box	30/240
61762	Oil Rubbed Bronze/US10B	Polybag w/ UPC, Bin Box	30/240
61764	Chrome/US26	Polybag w/ UPC, Bin Box	30/240
61761	Satin Nickel/US15	Polybag w/ UPC, Bin Box	30/240
61766	White	Polybag w/ UPC, Bin Box	30/240
07033	Dull Chrome/US26D	Bulk	100/300
07008	Brass/US3	Bulk	300
BULLET CATCH (ONLY)			
07005	Brass/US3	Bulk	300
STRIKE PLATES			
58090	Brass/US3	Polybag w/ UPC	50/500
58079	Oil Rubbed Bronze/US10B	Polybag w/ UPC	100/500
58071	Satin Nickel/US15	Polybag w/ UPC	100/500



- Furnished w/ strike & nail

CODE	SIZE	FINISH	PACKAGE	PACK
96174	3/8"	Brass	Bulk	144/3456

BULLET CATCHES



- Solid brass ball catch
- Brass insert & solid brass strike
- Radius corners
- Threaded adjustable face plate
- Furnished w/ screws

CODE	SIZE	FINISH	PACKAGE	PACK
07017	1"	Brass	Polybag w/ UPC	6/120

SOLID BRASS



- Steel ball roller for positive tension application
- Radius corners
- Furnished w/ screws

CODE	SIZE	FINISH	PACKAGE	PACK
06990	1"	Brass	Polybag w/ UPC	50/300
06977	1"	Dull Chrome	Polybag w/ UPC	50/300
06959	1"	Chrome	Polybag w/ UPC	50/300



DECORATIVE SLIP-OVER HANDLES

CODE	FINISH	PACKAGE	PACK	
31625	Brass/US3	Card	6/48	
31629	Antique Brass/US5	Card	6/48	
31631	Satin Nickel/US15	Card	6/48	

- Will fit over most lock rosettes & deadbolts
- Furnished w/ screws



ESCUTCHEON PLATES

CODE	MATERIAL	SIZE	FINISH	PACKAGE	PACK	
57514	Steel	2-1/4" x 7"	Brass/US3	1/Set Card	3/120	
57511	Steel	2-1/4" x 7"	Satin Nickel /US15	1/Set Card	3/120	

- Inside: Brass plated hub & turn piece
- Outside: Brass plated hub & keyhole
- Furnished w/ screws

Security

Ultra® Hardware has everything you need to complete your commercial and residential door and window security hardware assortment. In the following pages, you'll find chain guards, strike plates, sash locks, mail-box hardware and more—whatever's needed to enhance the security and appearance of entry doors and windows while protecting people and their property.



DOOR PROTECTORS

- One piece construction
- Standard installation 2-1/8" hole dia.

Single Door Protector



Flush



Inset



CODE	SIZE	STYLE	BACKSET	THICKNESS	PACKAGE	PACK
BRASS FINISH – FLUSH						
59015R1	4-1/2"	Flush	2-3/4"	1-3/4"	Clamshell	6/36
59022R1	4-1/2"	Flush	2-3/4"	1-3/8"	Clamshell	6/36
59000R1	4-1/2"	Flush	2-3/8"	1-3/4"	Clamshell	6/36
59016R1	4-1/2"	Flush	2-3/8"	1-3/8"	Clamshell	6/36
59020R1	9"	Flush	2-3/4"	1-3/4"	Clamshell	6/36
59025R1	9"	Flush	2-3/4"	1-3/8"	Clamshell	6/36
59005R1	9"	Flush	2-3/8"	1-3/4"	Clamshell	6/36
59021R1	9"	Flush	2-3/8"	1-3/8"	Clamshell	6/36

CODE	SIZE	STYLE	BACKSET	THICKNESS	PACKAGE	PACK
STAINLESS STEEL FINISH – FLUSH						
59014R1	4-1/2"	Flush	2-3/4"	1-3/4"	Clamshell	6/36
59001R1	4-1/2"	Flush	2-3/8"	1-3/4"	Clamshell	6/36
59017R1	4-1/2"	Flush	2-3/8"	1-3/8"	Clamshell	6/36
59018	4-1/2"	Flush	2-3/4"	1-3/8"	Clamshell	6/36
59019	9"	Flush	2-3/4"	1-3/4"	Clamshell	6/36
59029R1	9"	Flush	2-3/4"	1-3/8"	Clamshell	6/36
59006R1	9"	Flush	2-3/8"	1-3/4"	Clamshell	6/36
59023R1	9"	Flush	2-3/8"	1-3/8"	Clamshell	6/36

CODE	SIZE	STYLE	BACKSET	THICKNESS	PACKAGE	PACK
ANTIQU BRASS FINISH – FLUSH						
59011	9"	Flush	2-3/4"	1-3/4"	Clamshell	6/36
59010	9"	Flush	2-3/8"	1-3/4"	Clamshell	6/36
59009	9"	Flush	2-3/8"	1-3/8"	Clamshell	6/36

CODE	SIZE	STYLE	BACKSET	THICKNESS	PACKAGE	PACK
PAINTABLE – FLUSH						
59030	4-1/2"	Flush	2-3/4"	1-3/4"	Clamshell	6/36
59031	9"	Flush	2-3/4"	1-3/4"	Clamshell	6/36

CODE	SIZE	STYLE	BACKSET	THICKNESS	PACKAGE	PACK
STAINLESS STEEL FINISH – INSET						
59027	4-1/2"	Inset	2-3/4"	1-3/8"	Clamshell	6/36
BRASS FINISH – INSET						
59002	9"	Inset	2-3/8"	1-3/4"	Box	10/40
59003	9"	Inset	2-3/8"	1-3/8"	Box	10/40
59012	4-1/2"	Inset	2-3/8"	1-3/4"	Box	10/40
59013	4-1/2"	Inset	2-3/8"	1-3/8"	Box	10/40

Combo Door Protector


- For lockset & deadbolt



CODE	SIZE	STYLE	BACKSET	THICKNESS	PACKAGE	PACK
BRASS FINISH – FLUSH						
59007	9"	Flush	2-3/4"	1-3/4"	Clamshell	6/36
59032	10-7/8"	Flush	2-3/8"	1-3/4"	Clamshell	4/24
ANTIQU BRASS FINISH – FLUSH						
59008	9"	Flush	2-3/4"	1-3/4"	Clamshell	6/36
STAINLESS STEEL FINISH – FLUSH						
59004	9"	Flush	2-3/4"	1-3/4"	Clamshell	6/36
PAINTABLE – BEIGE PRIME – FLUSH						
59026	9"	Flush	2-3/4"	1-3/4"	Clamshell	6/36

DOOR & WINDOW SECURITY

DOOR GUARDS



- Heavy duty
- Allows for 4" maximum opening
- Furnished w/ self tapping screws

CODE	MATERIAL	FINISH	PACKAGE	PACK	
60892	Zinc	Brass/US3	Card	5/50	
29002	Zinc	Chrome/US26	Card	6/120	
29009	Zinc	Satin Nickel/US15	Card	6/120	
29017	Zinc	Oil Rubbed Bronze	Card	6/120	
29007	Zinc	Chrome/US26	Polybag w/ UPC	25/100	

CHAIN DOOR GUARD – Heavy Duty



- Furnished w/ self tapping screws

CODE	MATERIAL	FINISH	PACKAGE	PACK	
29010	Steel	Brass/US3	Card	6/144	
29012	Steel	Chrome/US26	Card	6/144	

CHAIN DOOR GUARD – Light Duty



- Furnished w/ self tapping screws

CODE	MATERIAL	FINISH	PACKAGE	PACK	
60891	Steel	Brass/US3	Card	5/50	
29021	Steel	Satin Nickel/US15	Card	6/144	
29022	Steel	Oil Rubbed Bronze/US10B	Card	6/144	
29020	Steel	Oil Rubbed Bronze/US10B	Card	20/100	

CHAIN DOOR GUARD – Solid Brass



- Solid brass plates
- Hardened plated steel chain
- Furnished w/ self tapping screws

CODE	MATERIAL	FINISH	PACKAGE	PACK	
29015	Solid Brass	Brass/US3	Card	6/144	
29014	Solid Brass	Satin Nickel/US15	Card	6/144	
29016	Solid Brass	Brass/US3	Polybag w/ UPC	10/150	

CHAIN DOOR GUARD – Key Operated



- Key operated chain door guard
- Furnished w/ self tapping screws

CODE	KEYWAY	FINISH	KEY	PACKAGE	PACK	
44810	IN8	Brass/US3	KD	Card	6/96	
44811	IN8	White/US3	KD	Card	6/96	

FLIP LOCK



- Restricts access to closets or rooms for in-swing doors
- Easily installs on door jamb

CODE	MATERIAL	FINISH	PACKAGE	PACK	
58117	Steel	Brass/US3	Card	5/50	
58116	Steel	Antique Brass/US5	Card	5/50	

DOOR ANCHOR BARS



- Jamb plate locks through door frame into wall or studs
- Tamperproof design w/o exposed screws

CODE	MATERIAL	FINISH	PACKAGE	PACK	
06365	Steel	Brass/US3	Card	12/60	
06360	Steel	White	Card	12/60	
98603	Steel	Brass	Polybag w/ UPC	10/80	
98602	Steel	White	Polybag w/ UPC	10/60	

This is not a Chain Guard and does not allow for any opening. The bracket and chain only act as a storage hanger when anchor bolt is not in use.

DOOR KNOCKERS – DELUXE SOLID BRASS



- Solid brass door viewer
- Lacquered finish
- Furnished w/ thru bolts
- Overall size 3-3/4" x 7-1/4" w/ 160° viewer;
- 1/2" installation hole
- 2 screws mount from inside door

SOLID BRASS

CODE	FINISH	PACKAGE	PACK	
43116	Satin Nickel/US15	Card	3/48	



- Fit any standard door from 1-1/8" to 2" thick
- For doors between 1.25" - 2.0" thick
- W/ 160° viewer



CODE	FINISH	PACKAGE	PACK	
162	Brass/US3	Card	1/12	



- Overall size 2-1/8" x 4-3/4"
- W/o viewer
- 2" by 5/8" name plate
- 1/2" Viewer installation hole
- 2-1/4" Center to center
- Mounting hole position

CODE	FINISH	PACKAGE	PACK	
43103	Brass/US3	Card	12/192	



- Overall size 2-3/4" x 5-1/2"
- W/ 180° viewer
- 9/16" Installation hole
- 3-9/16" Center to center
- Hole position

CODE	FINISH	PACKAGE	PACK	
43231	Satin Nickel/US15	Card	12/120	
43230	Brass/US3	Card	12/120	
43235	Antique Brass/US5	Card	12/120	
43201	Oil Rubbed Bronze/US10B	Polybag w/ UPC	12/120	
43202	Brass/US3	Polybag w/ UPC	12/120	
43203	Antique Brass/US5	Polybag w/ UPC	12/120	
43204	Chrome/US26	Polybag w/ UPC	12/120	
43205	Satin Nickel US15	Polybag w/ UPC	12/120	



- Keystone shape

CODE	FINISH	PACKAGE	PACK	
192SN	Satin Nickel/US15	Card	6/24	
192	Brass/US3	Card	6/24	

DOOR & WINDOW SECURITY

DOOR VIEWERS



- Plastic lens
- Fits doors 1-5/8" to 2-11/16" thick (42 mm – 68 mm)

CODE	LENS ANGLE	INSTALLATION HOLE	FINISH	PACKAGE	PACK
94017	160°	1/2"	Brass/US3	Box	25/300



- Plastic lens
- Fits doors 1-3/8" to 2-1/4" thick

PREMIUM FINISH

CODE	LENS ANGLE	INSTALLATION HOLE	FINISH	PACKAGE	PACK
60914	160°	1/2"	Brass/US3	Card	5/100
94002	160°	1/2"	Satin Nickel/US15	Card	6/600
94016	160°	1/2"	Oil Rubbed Bronze/US10B	Box	12/600



- Solid brass
- Viewer fits doors 1-3/8" to 2"
- One glass & two resin lenses



CODE	LENS ANGLE	INSTALLATION HOLE	FINISH	PACKAGE	PACK
94012	160°	1/2"	Satin Chrome/ US26D	Box	12/600
94029	160°	1/2"	Brass USS	Carded	6/600



- Solid brass
- Viewer fits doors 1-3/8" to 2"
- One glass & two resin lenses
- 90 minute UL rated



CODE	LENS ANGLE	INSTALLATION HOLE	FINISH	PACKAGE	PACK
94047	160°	1/2"	Satin Nickel/US15	Box	12/600
94048	160°	1/2"	Polished Brass/US3	Box	12/600
94049	160°	1/2"	Oil Rubbed Bronze/US10B	Box	12/600
94051	160°	1/2"	Satin Chrome/US26D	Box	12/600



- Solid brass
- Glass lens
- Privacy plate
- 7/8" dia. viewer
- Adjusts for doors from 1-3/8" to 2-3/8"

CODE	LENS ANGLE	INSTALLATION HOLE	FINISH	PACKAGE	PACK
94020	160°	7/8"	Brass/US3	Box	6/240



- Solid brass
- Plastic lens
- Viewer fits doors 1-3/8" to 2-1/4"

PREMIUM FINISH

CODE	LENS ANGLE	INSTALLATION HOLE	FINISH	PACKAGE	PACK
94005	180°	9/16"	Brass/US3	Card	12/600
94010	180°	9/16"	Chrome/US26	Card	12/600
94026	180°	9/16"	Oil Rubbed Bronze/US10B	Box	5/600
94001	180°	9/16"	Satin Nickel/US15	Box	12/600



- Plastic lens
- Adjusts for doors from 1-3/8" to 2-3/8"

CODE	LENS ANGLE	INSTALLATION HOLE	FINISH	PACKAGE	PACK
60915	200°	5/8"	Brass/US3	Card	5/100
94025	200°	5/8"	Brass/US3	Card	12/480
94027	200°	5/8"	Brass/US3	Box	24/336



- Zinc
- Plastic lens
- Fits doors 1-3/8" to 2-1/4"

CODE	LENS ANGLE	INSTALLATION HOLE	FINISH	PACKAGE	PACK
94007	180°	9/16"	Brass/US3	Card	12/600
94024	180°	9/16"	Oil Rubbed Bronze/US10B	Card	5/600
94022	180°	9/16"	Satin Nickel/US15	Card	5/600
94009	180°	9/16"	Chrome/US26	Card	12/600
94021	180°	9/16"	Dull Chrome/US26D	Card	5/600
94008	180°	9/16"	Brass/US3	Box	12/600

FILLER PLATE



- Countersunk holes
- Furnished w/ screws

CODE	SIZE	FINISH	PACKAGE	PACK
58161	2-1/4"H x 1-1/8"W	Grey	Card	6/120

HOLE COVER PLATE




 Code 98677

- Steel cover plate for standard 2-1/8" dia. bore hole
- 2-5/8" dia.
- Male & female plate w/ thru-bolt
- Furnished screws

CODE	DOOR THICKNESS	FINISH	PACKAGE	PACK
58159	1-3/8"- 1-3/4"	Brass/US3	Card	6/120
59169	1-3/8"- 1-3/4"	Satin Nickel/US15	Card	6/120
58160	1-3/8"- 1-3/4"	Grey	Card	6/120
58395	1-3/8"- 1-3/4"	Brass/US3	Polybag w/ UPC	6/252
58398	1-3/8"- 1-3/4"	Grey	Polybag w/ UPC	6/252
98677	1-3/8"- 1-3/4"	Satin Chrome	Polybag w/ UPC	10/120

SCAR COVER PLATES



- Heavy duty, one-piece construction
- Changes 2-3/8" to 2-3/4" backset
- Overall dia. 3-1/2"
- Lockset 2-1/8" hole
- Deadbolt 1-1/2" hole

CODE	TYPE	FINISH	PACKAGE	PACK
58393	Lockset	Brass/US3	Card	6/120
58399	Lockset	Satin Nickel/US15	Card	6/120
58396	Deadbolt	Brass/US3	Polybag w/ UPC	6/720
58397	Deadbolt	Stainless Steel/US32	Polybag w/ UPC	6/720


DUMMY CYLINDER



- Fits doors up to 2-1/8" thick
- Cover plate included

CODE	SIZE	FINISH	PACKAGE	PACK
22000	1-7/8" O.D.	Brass/US3	Card	12/240

DOOR ANCHOR BARS

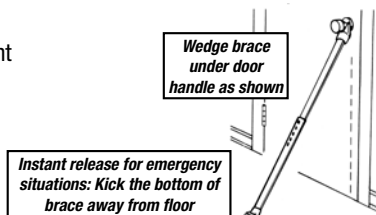


- Holds 2" x 4" lumber

CODE	TYPE	FINISH	PACKAGE	PACK
95883	Closed	Zinc/US2	Bulk	10/50
95885	Open	Zinc/US2	Bulk	10/50

BURGLAR BAR - SECURITY DOOR JAMB

- Hard rubber floor pad
- Telescoping adjustment
- Compact for storage



CODE	FINISH	PACKAGE	PACK
39070	Chrome/US26	Card	6/18



DOOR & WINDOW SECURITY



LATCH SHIELD

CODE	FINISH	PACKAGE	PACK	
DG510	Brass / US3	Carded	6	

- Brass plated
- For outward opening doors
- Furniture w/ carriage bolts



RAISED CYLINDER

CODE	FINISH	PACKAGE	PACK	
615	Black/Baked Enamel	Carded	12	

- Visual pack
- Black/baked enamel
- Designed to be used w/ Jimmy Guard
- Furnished w/ carriage bolts



FLAT CYLINDER PLATE

CODE	FINISH	PACKAGE	PACK	
613	Brass / US3	Carded	12	

- Visual pack
- Used w/ flush cylinders
- Furnished w/ carriage bolts



RAISED CYLINDER PLATE

CODE	FINISH	PACKAGE	PACK	
614BL	Black	Carded	12	

- Visual pack
- With a raised rose & cylinder
- Furnished w/ carriage bolts

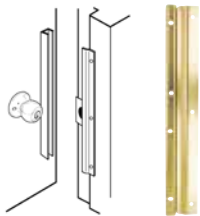
30" JIMMY BAR SOLID STEEL

CODE	FINISH	PACKAGE	PACK	
616	Black	Carded	12	

- Angle iron measures 1/8"
- Dimensions: 30" X 3/4" x 3/4"



DOOR LATCH PROTECTORS



- In-swinging door
- Tough steel construction
- Interlocks door & frame
- Furnished w/ 4 Phillips head screws, 3 security fasteners, 2 short pan head screws

CODE	SIZE	FINISH	PACKAGE	PACK
59044	12"	Brass/US3	Card	3/48
59045	12"	Silver Painted	Card	3/48



Single Door

- Outswinging door
- Use w/ key-in-knob & mortise locks
- Solid one piece heavy gauge steel
- Powder coated weather resistant finish
- Furnished w/ carriage bolts & cap nuts

CODE	SIZE	MATERIAL	FINISH	PACKAGE	PACK
59050	3"W x 11"L	Steel	Aluminum	Polybag w/ UPC	3/48
59051	3"W x 11"L	Steel	Bronze	Polybag w/ UPC	3/60



- Commercial type
- 12 Gauge .104 steel
- 2-1/8" W x 6"L for key-in-knob locks
- 2-1/8" W x 10" L for mortise locks
- Concealed welded studs w/ fasteners

CODE	MATERIAL	SIZE	FINISH	PACKAGE	PACK
59039	Steel	6"	Stainless Steel/US32	Card	3/48
59041	Steel	10"	Stainless Steel/US32	Card	12/48



- Short door latch protectors
- 12 Gauge .104 steel
- For out-swinging doors
- Plastic coated baked on finish
- May be used on hollow, metal door frames using ASA strike plate
- Furnished w/ washers, carriage bolts & cap nuts

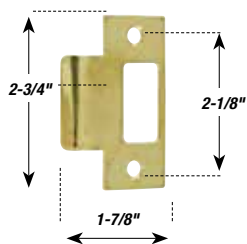
CODE	MATERIAL	SIZE	FINISH	PACKAGE	PACK
59042	Steel	3"W x 6"L	Silver	Card	3/48
59043	Steel	3"W x 6"L	Duro Bronze	Card	3/48



- 12 Gauge .104 steel
- For outswinging doors w/ key-in-knob sets
- Furnished w/ washers, carriage bolts & cap nuts

CODE	SIZE	FINISH	PACKAGE	PACK
59038	2-3/4"W x 7"L	Polished Brass/US3	Card	3/48

STRIKE PLATES - LATCHBOLT STRIKE PLATES



- Cylindrical latchbolt "T" strike plates
- Furnished w/ screws

CODE	FINISH	PACKAGE	PACK
58154	Brass/US3	Card	6/120
72016	Brass/US3	Polybag w/ UPC	20/200
72018	Stainless Steel/US32	Polybag w/ UPC	20/200




- Adjustable latchbolt strike plate
- Packaged w/ shims & screws

CODE	SIZE	FINISH	PACKAGE	PACK
58115	4-7/8" x 1-5/16"	Brass/US3	Card	6/120
58111	2-3/4" x 2"	Brass/US3	Card	6/120
58112	2-3/4" x 2-1/2"	Brass/US3	Card	6/120
58118R1	2-3/4" x 1-5/16"	Brass/US3	Card	6/120
58119	2-3/4" x 1-5/16"	Satin Nickel/US15	Card	6/120
58120	2-3/4" x 1-5/16"	Oil Rubbed Bronze	Card	6/120

DOOR & WINDOW SECURITY

LOCKSET STRIKES



- Universal size latchbolt strike plates
- Adjustable tang
- Overall dimensions:
2-1/4" H x 1-1/4" W w/o tab
- Packageed w/ screws
(58102 & 58104 w/o screws)


CODE	CORNER	FINISH	PACKAGE	PACK
58100	Square	Brass/US3	Polybag w/ UPC	100/400
58150R1	Radius	Brass/US3	2/Blister Card	6/120
58169	Radius	Satin Nickel/US15	2/Blister Card	6/120
58104R1	Radius	Brass/US3	Polybag w/ UPC	10/600
58102	Radius	Antique Brass/US5	Polybag w/ UPC	10/600
58113R1	Radius	Antique Brass/US5	2/Blister Card	6/120
58108R1	Radius	Polished Chrome/US26	2/Blister Card	6/120



- ASA strike
- ANSI prep
- 4-7/8" x 1-7/8" x 3/32"
- Curved Lip: L to C 1-1/4"
- 2 Countersunk mounting holes
- Furnished w/ screws


CODE	MATERIAL	FINISH	PACKAGE	PACK
72010	Steel	Brass/US3	Card	6/120
72015	Steel	Satin Chrome/US26	Card	6/120

DEADBOLT STRIKE PLATES



- 72001 & 72000: high security strike plate furnished w/ extra long 2" screws
- 58163: two 2-1/4" screws, four 3" Screws

CODE	MATERIAL	SIZE	FINISH	PACKAGE	PACK
58163	Steel	8"H x 1-1/4"W	Brass/ US3	Card	6/120
72001	Steel	6"H x 1"W	Satin Nickel/US15	Card	6/144



- Countersunk holes
- Furnished w/ screws
- two 1-1/4" screws, two 3" screws

CODE	CORNER	SIZE	FINISH	PACKAGE	PACK
58156	Square	3-5/8"H x 1-1/4"W	Brass/US3	Blister Card	6/120
58166	Square	3-5/8"H x 1-1/4"W	Satin Nickel/US15	Blister Card	6/120



- Large lip
- Furnished w/ screws

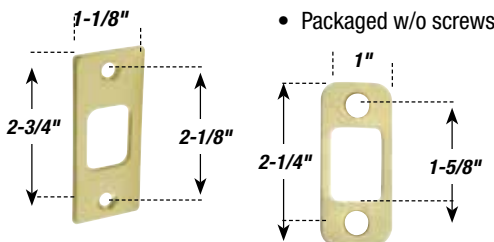
CODE	MATERIAL	FINISH	PACKAGE	PACK
58152	Steel	Brass/US3	Card	6/120
58151	Steel	Chrome/US26	Card	6/120
58164	Steel	Satin Nickel/US15	Card	6/120
58165	Steel	Oil Rubbed Bronze/US10B	Card	6/120

BOX STRIKE



- Heavy duty security
- Countersunk hole
- Furnished w/ screws

CODE	SIZE	FINISH	PACKAGE	PACK
58155	4-7/8" H x 1-1/4 W	Brass/US3	Blister Card	6/120



- Packaged w/o screws

CODE	CORNER	FINISH	PACKAGE	PACK
58167	Radius	Brass/US3	Card	10/600
58168	Radius	Satin Nickel/US15	Card	10/600
58085R1	Radius	Brass/US3	Polybag w/ UPC	10/600
58103	Square	Brass/US3	Polybag w/ UPC	10/300
58101	Square	Antique Brass/US5	Polybag w/ UPC	150/600

SASH LOCKS - CLAMP STYLE



- Furnished w/ screws

CODE	MATERIAL	FINISH	PACKAGE	PACK
60903	Steel	Brass	Card	10/100
60902	Steel	Antique Brass	Card	10/100
60888	Steel	White	Card	10/100
46005	Steel	Brass	Polybag	50/400



Spring Action

- Furnished w/ screws


CODE	MATERIAL	FINISH	PACKAGE	PACK
46000	Zinc	Brass	Polybag	50/500
46009	Steel	Brass	4/Polybag	12/96



- Solid brass
- Furnished w/ screws

SOLID BRASS

CODE	MATERIAL	FINISH	PACKAGE	PACK
46176	Solid Brass	Brass	Polybag	20/160
46175	Solid Brass	Polished Chrome	Polybag	20/160



Cam-Action

- Furnished w/ screws

CODE	MATERIAL	FINISH	PACKAGE	PACK
60901	Steel	Brass	Card	10/100
46010	Steel	Brass	Polybag	50/250



Safety Tab

- Squeeze locking tab
- Furnished w/ screws

CODE	FINISH	PACKAGE	PACK
58157	Brass	Blister Card	12/120
58158	White	Blister Card	12/120



Sweep Style

- Latch engages the fixed rail to lock window

CODE	MATERIAL	FINISH	PACKAGE	PACK
46093	Metal	Black	2/Polybag	50
46094	Metal	Black	1/Carded	6/120

WINDOW LOCK




Key Operated

- Furnished w/ screws

CODE	FINISH	KEYED	PACKAGE	PACK
46015	Brass	KA	Card	12/120
46017	White	KA	Card	6/120

DOOR & WINDOW SECURITY

CASEMENT WINDOW FASTENERS



- Full 360° swivel handle
- Overall plate size: 1-1/8"W x 2"H; 9/16" throw
- Furnished w/ two keepers, one surface, one mortise & screws

CODE	MATERIAL	FINISH	PACKAGE	PACK	
27100	Zinc	Brass	Polybag	5/200	
98609	Zinc	Brass	2/Polybag	1/100	

WINDOW LIFT



- 2-Hole screw mount
- Overall size: 1-11/16" x 1-5/16"
- Furnished w/ screws

SOLID BRASS

CODE	MATERIAL	FINISH	PACKAGE	PACK	
43314	Solid Brass	Brass	Polybag	50/400	

SASH LIFT



- 4-Hole screw mount
- Furnished w/ screws

CODE	MATERIAL	SIZE	FINISH	PACKAGE	PACK	
60904	Zinc	4"	Brass	Card	5/100	
60905	Zinc	4"	Antique Brass	Card	5./100	

WINDOW OPERATORS



JALOUSIE

- Fits all jalousie windows & doors
- 4" Standard aluminum link arm
- Hardened precision gears
- 3-7/8" & 4-3/4" mounting hole centers
- Staked on operating T-handle
- Furnished w/ screws

CODE	MATERIAL	FINISH	PACKAGE	PACK	
53400	Zinc	White	Polybag	24/96	
53401	Zinc	Aluminum	Polybag	6/96	

WINDOW GUARDS W/ HARDWARE



Approved by the New York City Department of Health
HDWG-08-04-02

- All guards include necessary screws, window stops & instructions

CODE	BARs	SIZE	PACK	
KA1524	3 Bars	15" h x 15" – 24" w	10	
KA1538	3 Bars	15" h x 22" – 38" w	10	
KA1558	3 Bars	15" h x 31" – 58" w	5	
KA2038	4 Bars	20" h x 20" – 38" w	5	
KA2538	5 Bars	25" h x 25" – 38" w	5	
KA2562	5 Bars	25" h x 34" – 62" w	5	

CASEMENT WINDOW ADJUSTER



- Heavy gauge
- Knurled thumb turn knob locking mechanism
- 3/8" Thick arm w/ swivel end bracket
- Adjustable openings up to 90°
- Furnished w/ installation screws

SOLID BRASS

CODE	MATERIAL	SIZE	FINISH	PACKAGE	PACK
01790	Solid Brass	10"	Brass	Polybag	3/48
01795	Solid Brass	12-1/4"	Brass	Polybag	12/48

WINDOW TILT LATCH



- 2-5/16" hole center
- One pair per polybag
- Packaged w/o screws

CODE	MATERIAL	FINISH	PACKAGE	PACK
41971	Nylon Plastic	White	Polybag	10/500

SOLID BAR PULL HANDLE – OR SASH LIFT



- Features 4-hole screw mounting
- Furnished w/ screws

CODE	MATERIAL	FINISH	HAND	PACKAGE	PACK
43500	Zinc	4"	Brass	Polybag	25/600
43505	Zinc	4"	Brass	Polybag	50/400

SLIDING DOOR FLUSH PULLEY



- Face plate overall size: 4-1/2" L x 1" W
- Wheel dia.: 2-1/32"

RTM Packed

CODE	MATERIAL	FINISH	PACKAGE	PACK
97168	Steel	Zinc	Bulk	20/200

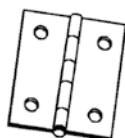
WINDOW SASH TENSION SPRING



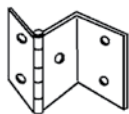
- For double hung windows
- Rust resistant heavy gauge steel
- Replaces broken sash cord

CODE	MATERIAL	FINISH	PACKAGE	PACK
68500	Steel	Zinc	Card	12/240

SHUTTER HARDWARE



(Qty. 4)



(Qty. 4)



(Qty. 1)

(Qty. 2)

CODE	FINISH	PACKAGE	PACK
66000	Brass	Polybag	6/96

4 Panel Shutters Hardware Set

- Set includes: 4 mounting hinges, 36 screws, 1 latch w/ 2 screws, 2 knobs w/ 2 screws, 4 interpanel hinges, hook/eye & pull knob

DOOR & WINDOW SECURITY



Shutter Hinges

- Furnished w/ screws
- Sold in pairs

CODE	FINISH	PACKAGE	PACK	
96737	Zinc	Polybag w/ UPC	12/120	

TRACK LOCKS



- Fits all sliding metal door & window frames
- Thumb screw locking



CODE	FINISH	PACKAGE	PACK	
48000	Aluminum Mill	Bulk	100/1200	
48001	White	Blister Card	6/288	



Vinyl Lining

- Contains wear resistant vinyl to prevent scratching
- Thumb screw locking

CODE	FINISH	PACKAGE	PACK	
46103	Aluminum	Card	12/288	



Vice-Like Grip

- Vise-like grip prevents prying window or door open

CODE	FINISH	PACKAGE	PACK	
48002	Aluminum	Card	12/96	



Plunger Type

- Push button cylinder locking operation
- 3/8" Hole required for bolt
- Easily locked by pushing in cylinder
- Furnished w/ screws

CODE	KEYING	FINISH	PACKAGE	PACK	
44913	KD	Aluminum	Card	6/120	
46121	No Key	White	Card	6/120	
46128	No Key	Aluminum	Card	6/120	

SLIDING PATIO DOOR BAR LOCK



- Makes all sliding glass doors jimmyproof
- Self-storing
- Fits up to 48" wide; Swings 90° & folds out-of-the way when not in use
- Overall length 48" long w/ end cap
- 5/8" Square extruded aluminum tubing
- Easily cut w/ hacksaw to fit narrow doors & windows
- Furnished w/ installation hardware package & hinge bracket



CODE	MATERIAL	FINISH	PACKAGE	PACK	
44900	Aluminum	Satin	Blister Card	12	
44905	Aluminum	White	Blister Card	12	
44910	Aluminum	Bronze	Blister Card	12	
44901	Aluminum	Satin	Bulk	24	

REPLACEMENT KIT

99095	Aluminum	—	Polybag	1/500	
-------	----------	---	---------	-------	--

SECURITY NIGHT LOCK PINS



- For sliding aluminum patio doors
- 1/4" dia. knurled head
- Case hardened
- Furnished w/ 7-1/2" nickel plated link chain, hanger, bracket, retainer cap & screw
- Overall length: 3-3/8"

CODE	FINISH	PACKAGE	PACK	
57000	Nickel	Polybag	100/1200	
57002	Nickel	Card	6/240	


PATIO DOOR LOCK KEEPER

- Fits most patio locks
- Adjustable w/ elongated holes
- 2-3/4" long x 3/4" wide
- Furnished w/ screws



CODE	MATERIAL	FINISH	PACKAGE	PACK	
41021	Zinc	Chrome	Polybag	50/1000	

SCREEN DOOR LOCK



- Outside pull, inside lock & keeper

CODE	MATERIAL	FINISH	PACKAGE	PACK	
45006	1-3/4" W x 3" L	Black	Card	12/96	

PATIO DOOR LOCKS



- Flush mount; 7-1/4" L x 7/8" W w/ 6-5/8" hole centers
- Fits 7" cut-out
- Outside w/ knock-out plug
- Furnished w/ installation screws & standard lock keeper
- 2 Keys w/ keyplug

CODE	MATERIAL	TYPE	FINISH	PACKAGE	PACK	
NITE LATCH						
44881	Zinc	w/ Keyplug	Chrome	Box	1/96	

KEY PLUG CYLINDER



- Fits sliding door locks: Codes 44873, 44871, 44881, 44878, & 44870
- Tailpiece: 1/8" dia.
- Wafer cylinder
- Furnished w/ 2 keys

CODE	KEYED	KEYWAY	O.D.	PACKAGE	PACK	
58420	KD	B-1	1"	Polybag	10/750	
58422	KD	B-1	1-1/8"	Polybag	10/750	

SLIDING PATIO DOOR FOOT LOCK

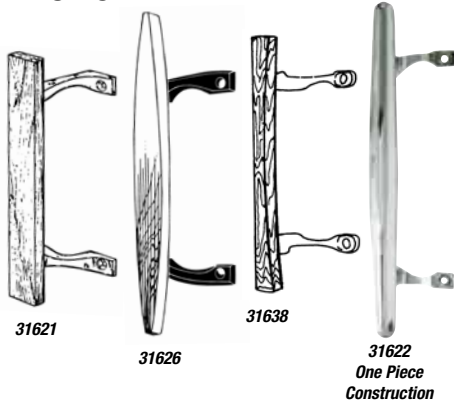


- Step-lock
- Locks in open position



CODE	MATERIAL	FINISH	PACKAGE	PACK	
45000	Zinc	Aluminum	Card	12/192	

SLIDING DOOR PULLS



CODE	HANDLE	O.L.	HOLE CENTER	PACKAGE	PACK	
31621	Teakwood	9"	6-5/8"	Polybag	12/96	
31638	Teakwood	10"	6-5/8"	Polybag	10/60	
31626	Teakwood	11"	6-5/8"	Polybag	10/60	
31622	Chrome	10"	6-5/8"	Polybag	12/96	

- Zinc die cast mounting brackets
- Weather resistant finish
- Fits most patio doors
- Furnished w/ installation screws

DOOR & WINDOW SECURITY

HINGE PIN DOOR CLOSER



- For interior doors up to 60 lb.
- Spring tension adjustable w/ wrench
- Fits 3" & 3-1/2" hinges

CODE	FINISH	PACKAGE	PACK
16165	Brass/US3	Card	10/100

HAND RAIL BRACKETS



Heavy Duty

- 2-piece zinc construction
- Furnished w/ screws

CODE	FINISH	PACKAGE	PACK
11036	Satin Nickel/US15	Card	5/50
11037	Oil Rubbed Bronze/US10B	Card	5/50
11008	Brass/US3	Polybag w/ UPC	25/200
11011	Satin Nickel/US15	Polybag w/ UPC	25/200



Standard Duty

- 2-piece zinc construction
- Steel under side strap bracket
- Furnished w/ screws

CODE	FINISH	PACKAGE	PACK
61005	Brass/US3	Card	5/50
61006	Antique Brass/US5	Card	5/50
11000R2	Brass/US3	Polybag w/ UPC	50/200
11006	Antique Brass/US5	Polybag w/ UPC	50/200
11018	Dull Chrome/US26D	Polybag w/ UPC	50/200
61730	Brass/US3	Polybag w/ UPC, Cut Case	30/180
61733	Antique Brass/US5	Polybag w/ UPC, Cut Case	30/180
61735	Antique Pewter/US17A	Polybag w/ UPC, Cut Case	30/180
61732	Oil Rubbed Bronze/US10B	Polybag w/ UPC, Cut Case	30/180
61734	Chrome/US26	Polybag w/ UPC, Cut Case	30/180
61731	Satin Nickel/US15	Polybag w/ UPC, Cut Case	30/180
61736	White	Polybag w/ UPC, Cut Case	30/180

Three Hole
2.5"
Projection



- 1-piece zinc construction
- For commercial or residential use
- Furnished w/ screws

One Hole
2.65"
Projection



11022

CODE	HOLE	FINISH	PACKAGE	PACK
11022	One	Brass/US3	Polybag w/ UPC	10/100
11001	Three	Brass/US3	Polybag w/ UPC	10/240
11003	Three	Grey Enamel	Polybag w/ UPC	10/200
11007	Three	Dull Chrome/US26D	Polybag w/ UPC	10/240
11009	Three	Satin Nickel/US15	Polybag w/ UPC	10/240
11016	Three	Oil Rubbed	Polybag w/ UPC	10/240

DOOR CHIME & VIEWER



- Non-Electric
- White body
- 180° Lens angle
- One-way door viewer
- Two note mechanical audible door chime
- Inside safety shutter mechanism
- No wiring, no batteries, no electricity

CODE	FINISH	DOOR SIZE	PACKAGE	PACK
97476	Brass/US3	1-1/8" x 2"	Display Box	1/24
97477	Dull Chrome/ US26D	1-1/8" x 2"	Display Box	1/24

MAILBOX



10215

- Heavy gauge black plastic body
- Top loading waterproof flap
- Hasp eye for use w/ padlock (padlock not included)
- Furnished w/ screws



10225

CODE	MATERIAL	SIZE	PACKAGE	PACK
10215	Plastic	6" W x 12-1/2" H	Box	1/12
10225	Plastic	12" W x 7-7/8" H	Box	1/6

MAIL BOX LOCKS

- Zinc/nickel plated
- Furnished w/ 2 different offset cams & 2 keys
- Carded



CODE	FUNCTION	PACKAGE	PACK
127/5	Bommer* Key w/ 5 Cams	Carded	12
157C	Hudson* Key w/ Lock Nut	Carded	12
155P	ESP* Key w/ Lock Nut	Carded	12

CODE	SIZE	KEYED	FINISH	PACKAGE	PACK
3001	5/8"	KD	Zinc / Nickel	Carded	12/144

DISC TUMBLER CAM LOCKS



- For apartment house type mailboxes 90° open cam turn
- Adjustable thumb nut
- Key removable in locked positions only
- Furnished w/ 3 different offset cams & 2 keys

CODE	SIZE	FINISH	KEYED	PACKAGE	PACK
44603	3/4"	Chrome/US26	KD	Card	12/240
44604	3/4"	Chrome/US26	KD	Polybag w/ UPC	12/240



- Zinc
- Furnished w/ 2 cams (straight & offset) & 2 keys

CODE	SIZE	FINISH	KEYED	PACKAGE	PACK
43800	5/8"	Nickel/US14	KD	Card	12/120
43805	5/8"	Nickel/US14	KA	Card	12/120
43807	5/8"	Nickel/US14	KA	Polybag w/ UPC	12/360
43810	5/8"	Nickel/US14	KD	Polybag w/ UPC	12/360



- Zinc alloy pin tumbler
- Furnished w/ 5 different offset cams & 2 keys HL1

CODE	SIZE	FINISH	KEYED	PACKAGE	PACK
44607	3/4"	Chrome/US26	KD	Polybag w/ UPC	12/240

DOOR & WINDOW SECURITY



- Steel construction
- Overall size:
1-1/2" W x 1-3/4" H
- Furnished w/ 2 keys
- T146 key blank

CODE	FINISH	KEYED	PACKAGE	PACK
44600	Brass/US3	KD	Card	12/300

LETTER SLOTS



Screen & Storm Doors

- Push-in spring loaded flap
- Outside: 8-1/4" x 2-5/8"
- Inside: 6-1/4" x 1-1/2"
- Meets postal regulations
- Furnished w/ nuts & bolts

CODE	MATERIAL	FINISH	PACKAGE	PACK
67040	Aluminum	Anodized	Polybag w/ UPC	6/288
67045	Aluminum	White	Polybag w/ UPC	6/288
67050	Aluminum	Black	Polybag w/ UPC	6/288



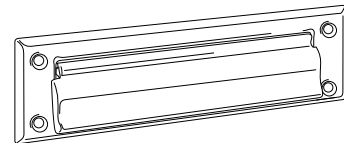
- Full hinged spring loaded single gravity flap
- Outside: 3" x 13"
- Inside opening:
1-5/8" x 11-1/2"

CODE	MATERIAL	FINISH	PACKAGE	PACK
67107	Aluminum	Brass/US3	Box	5/25
67108	Aluminum	Satin	Box	5/25



- Spring loaded flap opening
- Outside: 3" x 10"
- Inside opening:
1-5/8" x 7-3/4"
- Polished brass finish
- Openings conform to postal regulations
- Furnished w/ matching inside trim plate & screws

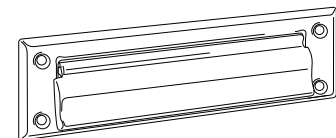
CODE	MATERIAL	FINISH	PACKAGE	PACK
SINGLE FLAP: OUTSIDE				
67100	Steel	Brass/US3	Polybag w/ UPC	6/72
DOUBLE FLAP: INSIDE & OUTSIDE				
67105	Steel	Brass/US3	Polybag w/ UPC	6/48



- Solid brass magazine slot
- Includes covered backplate
- Polybag package w/o screws

SOLID BRASS

CODE	SIZE	OPENING	FINISH	PACKAGE	PACK
67030	3-1/2" x 13"	2-1/2" x 11"	Brass/US3	Polybag w/ UPC	6/24



- Deluxe solid brass
- Fully hinged spring loaded single or double gravity flap
- Openings conform to postal regulations
- Furnished w/ screws

SOLID BRASS

CODE	MATERIAL	FINISH	PACKAGE	PACK
3" X 10" OUTSIDE FLAP WITH INSIDE FRAME				
67022	Solid Brass	Brass/US3	Box	3/48
3" X 10" OUTSIDE & INSIDE FLAPS				
67023	Solid Brass	Brass/US3	Box	3/36
67024	Solid Brass	Antique Brass/US5	Box	3/45
67021	Solid Brass	Satin Nickel/US15	Box	3/48
2-5/16" X 13" OUTSIDE FLAP WITH INSIDE FRAME				
67027	Solid Brass	Brass/US3	Box	3/24
67034	Solid Brass	Satin Nickel/US15	Card	5/30



DOOR SLEEVE

- Furnished w/ screws

CODE	MATERIAL	SIZE	PACKAGE	PACK
67060	Stainless Steel	8-1/8" x 2"	Box	5/25
67062	Stainless Steel	11-3/8" x 2-5/8"	Box	5/25

HOUSE NUMBERS

- Solid brass
- Anti-tarnish lacquer finish
- Furnished w/ solid brass screws



HOUSE #	SIZE	BRASS/US3	PACKAGE	PACK
0	4"	53000	Card	6/198
1	4"	53005	Card	6/198
2	4"	53010	Card	6/198
3	4"	53015	Card	6/198
4	4"	53020	Card	6/198
5	4"	53025	Card	6/198
6	4"	53030	Card	6/198
7	4"	53035	Card	6/198
8	4"	53040	Card	6/198
9	4"	53045	Card	6/198

HOUSE #	SIZE	SATIN NICKEL/US15	PACKAGE	PACK
0	4"	53130	Card	5/100
1	4"	53131	Card	5/100
2	4"	53132	Card	5/100
3	4"	53133	Card	5/100
4	4"	53134	Card	5/100
5	4"	53135	Card	5/100
6	4"	53136	Card	5/100
7	4"	53137	Card	5/100
8	4"	53138	Card	5/100
9	4"	53139	Card	5/100

- Zinc
- Rustproof, weatherproof
- Furnished w/ brass nails



HOUSE #	SIZE	BRASS PLATED/US3	PACKAGE	PACK
0	4"	52000	Card	12/600
1	4"	52005	Card	12/600
2	4"	52010	Card	12/600
3	4"	52015	Card	12/600
4	4"	52020	Card	12/600
5	4"	52025	Card	12/600
6	4"	52030	Card	12/600
7	4"	52035	Card	12/600
8	4"	52040	Card	12/600
9	4"	52045	Card	12/600

HOUSE #	SIZE	BLACK PAINTED	PACKAGE	PACK
0	4"	51900	Polybag w/ UPC	12/600
1	4"	51905	Polybag w/ UPC	12/600
2	4"	51910	Polybag w/ UPC	12/600
3	4"	51915	Polybag w/ UPC	12/600
4	4"	51920	Polybag w/ UPC	12/600
5	4"	51925	Polybag w/ UPC	12/600
6	4"	51930	Polybag w/ UPC	12/600
7	4"	51935	Polybag w/ UPC	12/600
8	4"	51940	Polybag w/ UPC	12/600
9	4"	51945	Polybag w/ UPC	12/600

DOOR & WINDOW SECURITY

KICKPLATES

Solid Brass

- For commercial or residential door use
- Protection for all types of surfaces
- Heavy gauge .040 thick material
- Furnished w/ sheet metal screws



SIZE	BRASS/ US3	ANTIQU BRASS/ US5	OIL RUBBED BRONZE/ US10B	SATIN NICKEL/ US15	PACKAGE	PACK
6" x 34"	57835	—	—	—	Polybag w/ UPC	3
6" x 36"	57840	—	—	—	Polybag w/ UPC	3
8" x 34"	57850	57852	—	—	Polybag w/ UPC	3
8" x 36"	57855	—	—	—	Polybag w/ UPC	3
6" x 34"	—	—	—	57832	Box	3
8" x 34"	—	—	57854	—	Box	3

Stainless Steel



SIZE	STAINLESS STEEL/US32	PACKAGE	PACK
8" x 34"	57875	Box	3

Aluminum



SIZE	SATIN ANODIZED*	GOLD ANODIZED*	PACKAGE	PACK
6" x 30"	57867	—	Polybag w/ UPC	3
6" x 32"	57800	—	Polybag w/ UPC	3
6" x 34"	57805	—	Polybag w/ UPC	3
6" x 36"	57810	—	Polybag w/ UPC	3
8" x 30"	57813	—	Polybag w/ UPC	3
8" x 32"	57815	—	Polybag w/ UPC	3
8" x 34"	57820	57865	Polybag w/ UPC	3
8" x 36"	57825	—	Polybag w/ UPC	3

DRIVE-IN BALL CATCHES



- Adjustable tension ball
- Bullet catch: 3/4" size
- 7/8" Body dia. w/ fins
- 1-3/16" body length
- 1" Face w/ lip
- 1-3/8" x 2-1/8" Strike plate w/ square & radius corners
- Furnished w/ screws except 07005



CODE	FINISH	PACKAGE	PACK
06981	Brass/US3	Polybag w/ UPC	50/200
61760	Brass/US3	Polybag w/ UPC, Bin Box	30/240
61763	Antique Brass/US5	Polybag w/ UPC, Bin Box	30/240
61762	Oil Rubbed Bronze/US10B	Polybag w/ UPC, Bin Box	30/240
61764	Chrome/US26	Polybag w/ UPC, Bin Box	30/240
61761	Satin Nickel/US15	Polybag w/ UPC, Bin Box	30/240
07033	Dull Chrome/US26D	Bulk	100/300
07008	Brass/US3	Bulk	300/—
BULLET CATCH (ONLY)			
07005	Brass/US3	Bulk	300/—
STRIKE PLATES			
58090	Brass/US3	Polybag w/ UPC	50/500
58079	Oil Rubbed Bronze/US10B	Polybag w/ UPC	100/500
58071	Satin Nickel/US15	Polybag w/ UPC	100/500



- Furnished w/ strike & nail

CODE	SIZE	FINISH	PACKAGE	PACK
96174	3/8"	Brass	Bulk	144/3456

BALL CATCHES



- Solid brass ball catch
- Brass insert & solid brass strike
- Radius corners
- Threaded adjustable face plate
- Furnished w/ screws

SOLID BRASS

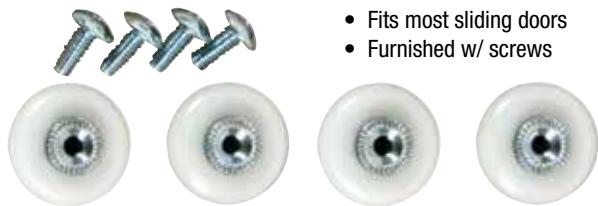
CODE	SIZE	FINISH	PACKAGE	PACK	
07017	1"	Brass	Polybag w/ UPC	6/120	



- Steel ball roller for positive tension application
- Radius corners
- Furnished w/ screws

CODE	SIZE	FINISH	PACKAGE	PACK	
06990	1"	Brass	Polybag w/ UPC	50/300	
06977	1"	Dull Chrome	Polybag w/ UPC	50/300	
06959	1"	Chrome	Polybag w/ UPC	50/300	

SLIDING TUB AND SHOWER DOOR REPLACEMENT ROLLERS



- Nylon wheels
- Ball bearing axle w/ machine screws
- Fits most sliding doors
- Furnished w/ screws

CODE	O.D.	SIZE	FINISH	PACK	
64550	7/8"	Convex	4/Card	12/240	
64555	3/4"	Flat	4/Card	12/240	

CATCH STRIKE PLATE - 2.25" W



- 2.25" Wide strike plate
- Can be used w/ any catch ball

CODE	FINISH	PACKAGE	PACK	
94313	Satin Nickel	Polybag w/ UPC	100/500	
94323	ORB	Polybag w/ UPC	100/500	
94311	Dull Chrome	Polybag w/ UPC	100/500	
94315	Polished Chrome	Polybag w/ UPC	100/500	
94317	Polished Brass	Polybag w/ UPC	100/500	

BALL CATCH & STRIKE PLATE - 2.25" W



- 2.25" Wide strike plate w/ catch ball

CODE	FINISH	PACKAGE	PACK	
94310	Dull Chrome	Polybag w/ UPC	50/300	
94312	Satin Nickel	Polybag w/ UPC	50/300	
94314	Polished Chrome	Polybag w/ UPC	50/300	
94316	Polished Brass	Polybag w/ UPC	50/300	
94318	Satin Brass	Polybag w/ UPC	50/300	
94320	Antique Brass	Polybag w/ UPC	50/300	
94322	Oil Rubbed Bronze	Polybag w/ UPC	50/300	

DOOR & WINDOW SECURITY

FOOT BOLTS



Heavy Duty

- Designed for metal or wooden door
- Spring motion for easy release
- Foot release lever
- Furnished w/ strike & screws

CODE	SIZE	FINISH	PACKAGE	PACK	
60874	6"	Zinc	Card	5/50	

MORTISE FLUSH LEVERS

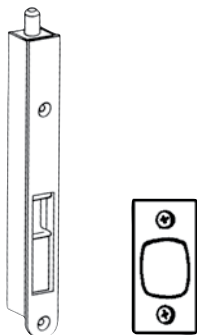


Radius Square

- Solid brass construction
- Mortise type w/ steel rod
- Spring tension lever action
- Face dimensions: 3/4" wide
- 1" Rod projection
- Furnished w/ keepers & screws

SOLID BRASS

CODE (RADIUS)	CODE (SQUARE)	SIZE	FINISH	PACKAGE	PACK	
06402	—	6"	Brass	Polybag	6/240	
—	06400	6"	Brass	Polybag	12/240	
—	06405	6"	Antique Brass	Polybag	12/240	
06411	—	6"	Oil Rubbed Bronze	Polybag	6/240	
—	06403	6"	Satin Nickel	Polybag	12/240	
06408	—	6"	Dull Chrome	Polybag	12/240	



- Solid brass face plate, slide, strike & screws
- Steel bolt & bolt case
- Mortise type w/ steel rod
- Closed side panels
- Spring tension lever action
- Face dimensions: 3/4" wide
- 7/16" High
- 5/8" Thick
- 1-1/4" Rod projection
- Furnished w/ keepers & screws

CODE	FINISH	PACKAGE	PACK	
06425	Brass	Polybag	10/100	
06431	Antique Brass	Polybag	10/120	
06432	Oil Rubbed Bronze	Polybag	10/120	
06426	Chrome	Polybag	10/100	
06428	Dull Chrome	Polybag	10/100	
06429	Satin Nickel	Polybag	10/100	

STRIKES (ONLY)

CODE	FINISH	PACKAGE	PACK	
58070	Brass	Polybag	100/1000	
58072	Chrome	Polybag	100/1000	
58074	Dull Chrome	Polybag	100/1000	

EXTENSION BOLT




- Solid brass construction
- Mortise flush bolt
- Face size: 1" x 6-3/4" extruded brass
- Solid brass throw 3/4"
- Flattened 1/2" round bolt head w/ 1" x 2" brass guide
- 12" Steel rod w/ 3/4" rod backset
- Steel plated strike 15/16" x 2-1/4"
- Furnished w/ screws

SOLID BRASS



CODE	SIZE	FINISH	PACKAGE	PACK	
07025	12" Rod	Brass	Box	6/72	
07026	12" Rod	Satin Chrome	Box	12/72	

DOOR STOPS



Rigid Door Stops

- Angle floor door stop
- Hex base
- Zinc
- Cushion bumper tip
- 1" Projection

CODE	FINISH	PACKAGE	PACK
60993	Brass/US3	2/Card	10/100
60842	Brass/US3	Bulk	200



Spring Door Stops

- Flexible
- Cushion bumper tip
- 3" Projection

CODE	FINISH	PACKAGE	PACK
69999	Brass/US3	2/Card	12/144
70084	Antique Brass/US5	2/Card	12/50
95748	Nickel/US14	1/Card	12/144
70085	Satin Nickel/US15	2/Card	12/50
70030	Brass/US3	Polybag w/ UPC	10/800
70000	Brass/US3	Polybag w/ UPC	100/1000
70001	Antique Brass/US5	Polybag w/ UPC	100/1000
70026	Satin Nickel/US15	Polybag w/ UPC	100/1000
70002	Dull Chrome/US26D	Polybag w/ UPC	100/1000
61700	Brass/US3	Polybag w/ UPC, Cut case	50/750
61703	Antique Brass/US5	Polybag w/ UPC, Cut case	50/750
61702	Oil Rubbed Bronze/US10B	Polybag w/ UPC, Cut case	50/750
61701	Satin Nickel/US15	Polybag w/ UPC, Cut case	50/750
61705	Chrome/US26	Polybag w/ UPC, Cut case	50/750
61704	Antique Pewter/US17A	Polybag w/ UPC, Cut case	50/750
61706	White/USP	Polybag w/ UPC, Cut case	50/750



- Flexible
- Cushion bumper tip
- Separate screw & base plate
- 3" Projection
- 70051 4" Projection

CODE	FINISH	PACKAGE	PACK
60998	Brass/US3	2/Card	12/144
60997	Antique Brass/US5	2/Card	12/50
70088	Oil Rubbed Bronze/US10B	2/Card	12/50
60992	Satin Nickel/US15	2/Card	10/120
70038	Brass/US3	Polybag w/ UPC	10/800
70044	Antique Brass/US5	Polybag w/ UPC	10/800
70032	Satin Nickel/US15	Polybag w/ UPC	100/1000
70051	Brass/US3	Polybag w/ UPC	100/1000
70033	Oil Rubbed Bronze/US10B	Polybag w/ UPC	100/1000
70010	Brass/US3	Bulk	100/1000
70050	Satin Nickel/US15	Bulk	50/750
70034	Antique Pewter/US17A	Bulk	50/750
70055	Chrome/US26	Bulk	50/750
70013	White/USP	Bulk	50/750

DOOR & WINDOW SECURITY

DOOR STOPS *continued*



- Heavy duty
- Hex base
- Zinc
- Cushion bumper tip
- 4" Projection

CODE	FINISH	PACKAGE	PACK
70006	Brass/US3	Polybag w/ UPC	25/600
70019	White/USP	Polybag w/ UPC	25/600
70035	Brass/US3	Polybag w/ UPC	10/600
70036	Dull Chrome/US26D	Polybag w/ UPC	10/600



- Extra heavy duty
- Zinc cushion bumper tip
- 3" Projection

CODE	FINISH	PACKAGE	PACK
61026	White/USP	2/Card	5/120
60996	Brass/US3	2/Card	10/100
60995	Antique Brass/US5	2/Card	5/120
70012	Brass/US3	Polybag w/ UPC	50/400
70052	Satin Nickel/US15	Polybag w/ UPC	50/400



Rigid Door Stops

- Heavy duty
- Zinc
- Cushion bumper tip
- 3" Projection

CODE	FINISH	PACKAGE	PACK
70069	Brass/US3	1/Card	5/50
70072	Oil Rubbed Bronze/US10B	1/Card	5/50
70073	Satin Nickel/US15	1/Card	5/50
70071	White/USP	1/Card	5/50



- Hex base
- Zinc
- Cushion bumper tip
- 3" Projection

CODE	FINISH	PACKAGE	PACK
69996	Brass/US3	2/Card	12/120
70076	Antique Brass/US5	2/Card	5/50
69997	Satin Nickel/US15	2/Card	12/120
69998	ORB/US10B	2/Card	12/120
70005	Brass/US3	Polybag w/ UPC	50/750
70003	Antique Brass/US5	Polybag w/ UPC	50/500
70025	Satin Nickel/US15	Polybag w/ UPC	50/750
70024	Dull Chrome/US26D	Polybag w/ UPC	50/750
61710	Brass/US3	Polybag w/ UPC, Cut case	50/750
61713	Antique Brass/US5	Polybag w/ UPC, Cut case	50/750
61712	Oil Rubbed Bronze/US10B	Polybag w/ UPC, Cut case	50/750
61711	Satin Nickel/US15	Polybag w/ UPC, Cut case	50/750
61715	Antique Brass/US5	Polybag w/ UPC, Cut case	50/750
61714	Chrome/US26	Polybag w/ UPC, Cut case	50/750
61716	White/USP	Polybag w/ UPC, Cut case	50/750
96351	Nickel/US14	Bulk	25/1000

DOOR STOPS *continued*

Wedge Type Door Stop



- Rubber material

CODE	SIZE	COLOR	PACKAGE	PACK
36100	4-1/2"	Brown	2/Card	12/192
70097	5"	Brown	2/Card	5/500
70098	6"	Grey	1/Card	3/90
70094	5"	Brown	Bulk	20/500

Hinge Pin Door Stops



- Adjustable
- Heavy duty
- Zinc
- Cushion bumper tips

CODE	FINISH	PACKAGE	PACK
70016	Brass/US3	Polybag w/ UPC	20/480
70049	Oil Rubbed Bronze/US10B	Polybag w/ UPC	20/480
70048	Satin Nickel/US15	Polybag w/ UPC	20/480

HINGE DOOR STOPS

- Super strong alloy design
- Patented



CODE	FINISH	PACKAGE	PACK
01212	Brass/US3	Polybag w/ UPC	50/500
01211	Antique Brass/US5	Polybag w/ UPC	50/500
01216	Oil Rubbed Bronze/US10B	Polybag w/ UPC	50/500
01214	Satin Nickel/US15	Polybag w/ UPC	50/500
01213	Chrome/US26	Polybag w/ UPC	50/500



- Adjustable
- Standard duty
- Zinc
- Cushion bumper tip

* In Bin Box

CODE	FINISH	PACKAGE	PACK
70057	Brass/US3	1/Card	5/50
70062	Oil Rubbed Bronze/US10B	1/Card	5/50
70061	Satin Nickel/US15	1/Card	5/50
70058	White/USP	1/Card	5/50
70015	Brass/US3	Polybag w/ UPC	60/600
70014	Antique Brass/US5	Polybag w/ UPC	60/600
70040	Oil Rubbed Bronze/US10B	Polybag w/ UPC	60/600
70039	Satin Nickel/US15	Polybag w/ UPC	60/600
70023	Dull Chrome/US26D	Polybag w/ UPC	60/600
61720	Brass/US3	Polybag w/ UPC*	50/500
61723	Antique Brass/US5	Polybag w/ UPC*	50/500
61722	Oil Rubbed Bronze/US10B	Polybag w/ UPC*	50/500
61721	Satin Nickel/US15	Polybag w/ UPC*	50/500
61724	Chrome/US26	Polybag w/ UPC*	50/500
61726	White/USP	Polybag w/ UPC*	50/500



- Adjustable
- Extra heavy duty
- Zinc
- Cushion bumper tip

CODE	FINISH	PACKAGE	PACK
61000U	Brass/US3	1/Card	10/100
60999	Antique Brass/US5	1/Card	10/100
70017	Brass/US3	Polybag w/ UPC	50/200
70054	Satin Nickel/US15	Polybag w/ UPC	50/200

DOOR & WINDOW SECURITY

DOOR STOPS *continued*



DROP DOWN DOOR HOLDERS

- Aluminum
- 3-Hole bracket
- Replaceable rubber foot (code 87005)
- Furnished w/ screws

CODE	SIZE	FINISH	PACKAGE	PACK	
35995	4"	Brass/US3	Polybag w/ UPC	6/120	



- Heavy duty die cast
- 3-Hole bracket
- Replaceable rubber foot (code 87005)
- Furnished w/ screws

CODE	SIZE	FINISH	PACKAGE	PACK	
36002	4"	Chrome/US26	Card	6/96	
36007	4"	Brass/US3	Card	5/50	
36009	4"	Bronze/US10	Card	6/96	
96340	4"	Aluminum/US28	Card	10/120	



- Zinc die cast
- 4-Hole bracket
- Replaceable rubber tip (code 87005)
- Furnished w/ screws

CODE	SIZE	FINISH	PACKAGE	PACK	
36005	5"	Brass/US3	Card	6/60	
36000	5"	Aluminum/US28	Card	6/60	
36010	5"	Bronze/US10	Card	6/60	
36006	4"	Chrome/US26	Polybag w/ UPC	6/60	

FLOOR MOUNT DOOR STOPS



- Heavy duty aluminum
- 2-1/8" Base dia.
- Furnished w/ anchors & screws

CODE	SIZE	FINISH	PACKAGE	PACK	
71017	3" Projection	Dull Brass/US4B	Box	6/60	
71019	3" Projection	Satin Aluminum/US28	Box	6	



- Heavy duty aluminum
- 2-1/8" Base plate
- 3-Hole surface mount
- Furnished w/ spindle, keeper & screws

CODE	SIZE	FINISH	PACKAGE	PACK	
71016	3-5/8"	Aluminum/US28	Box	6/60	
71018	3-5/8"	Dull Brass/US4B	Box	10/60	

DOOR STOP REPLACEMENT RUBBER TIPS



- For drop down door stop replacement
- Furnished w/ screws

CODE	FITS CODE #	COLOR	PACKAGE	PACK
87020	Fits codes 36030, 36035	Black	Polybag w/ UPC	5/200
87005	Fits codes 35995, 36005, 36006, 36008, 36010, 36000, 36002, 36007, 36009, 96340	Brown	Polybag w/ UPC	10/1000
87007	For code 36015	Brown	Polybag w/ UPC	10/250



- For fit spring, or rigid stops
- White rubber
- Cushion bumper tip



CODE	FINISH	PACK
87002	50 per Polybag w/ UPC	10/100

WALL MOUNT DOOR STOPS



- Cast aluminum
- 2-1/2" Base flange
- 3-Hole surface mount
- Furnished w/ screws

CODE	SIZE	FINISH	PACKAGE	PACK
71027	3-1/2"	Dull Brass/US4B	Box	6/60
71029	3-1/2"	Satin Aluminum/US28	Box	6/60



- Cast aluminum
- 2-1/2" Base plate
- 3-Hole surface mount
- Furnished w/ spindle, keeper & screws

CODE	SIZE	FINISH	PACKAGE	PACK
71024	3-1/2"	Aluminum/US28	Box	6/60

TELESCOPIC DOOR HOLDER



- Extra heavy duty
- Foot operated telescopic spring
- Furnished w/ screws

CODE	SIZE	FINISH	PACKAGE	PACK
36030	8"	Aluminum/US28	Box	6/36
36035	8"	Bronze/US4B	Box	6/36

DOOR & WINDOW SECURITY

DOOR STOPPS



- Solid brass
- Concealed screw mount
- Vinyl bumper
- Furnished w/ anchor & screw

SOLID BRASS

CODE	SIZE	OFFSET	FINISH	PACKAGE	PACK	
71005	1-3/4" OD	1/8"	Brass/US3	Card	6/96	
71007	1-3/4" OD	1/8"	Satin Chrome/US26D	Card	6/96	
71020	1-3/4" OD	1/2"	Satin Chrome/US26D	Card	12/120	



- Deluxe zinc
- Concealed screw mount
- Vinyl bumper
- Furnished w/ anchor & screw

CODE	SIZE	OFFSET	FINISH	PACKAGE	PACK	
71035	1-3/4" OD	3/16"	Brass/US3	Polybag w/ UPC	12/240	
71040	1-3/4" OD	3/16"	Satin Chrome/US26D	Polybag w/ UPC	12/240	



- Aluminum
- Vinyl bumper
- Furnished w/ anchor & screws

CODE	SIZE	OFFSET	FINISH	PACKAGE	PACK	
71022	1-5/8" OD	1/2"	Dull Chrome/US26D	Polybag w/ UPC	20	

WALL MOUNT DOOR KNOB BUMPERS



- Concave face
- Grey vinyl bumper
- Lacquered finish
- Furnished w/ anchor & screw

CODE	SIZE	FINISH	PACKAGE	PACK	
71000	1-7/8" OD	Brass/US3	Card	6/192	
71006	1-7/8" OD	Satin Chrome/US26D	Card	6/192	



2-3/8" OD

2-1/2" OD

- Deluxe concave face
- Grey vinyl bumper
- Lacquered finish
- Furnished w/ anchor & screw

CODE	SIZE	FINISH	PACKAGE	PACK	
71001	2-3/8" OD	Brass/US3	Card	6/96	
71003	2-3/8" OD	Satin Chrome/US26	Card	6/96	
71025	2-1/2" OD	Brass/US3	Polybag w/ UPC	12/192	
71030	2-1/2" OD	Dull Chrome/US26D	Polybag w/ UPC	12/192	
71031	2-1/2" OD	Satin Nickel/US15	Polybag w/ UPC	12/192	

WALL MOUNT DOOR KNOB BUMPERS *continued*



- Convex face
- Vinyl bumper
- Stainless steel base
- Furnished w/ anchor & screws

CODE	SIZE	FINISH	PACKAGE	PACK	
71036	2-1/2" OD	Dull Chrome/US26D	Polybag w/ UPC	20/200	



- Convex face
- Vinyl cushion
- Self stick adhesive backing
- Furnished w/ screws

CODE	SIZE	COLOR	PACKAGE	PACK	
71044	2-1/8" OD	Clear	Card	12/240	
71042	2-1/8" OD	Clear	Polybag w/ UPC	25/500	
71043	2-1/8" OD	White	Polybag w/ UPC	25/500	

WALL PROTECTOR PLATE



- Self stick adhesive foam back
- 4-1/4" dia.

CODE	COLOR	PACKAGE	PACK	
69909	White	1/Card	5/50	
69908	Almond	1/Card	5/50	



- Self stick adhesive foam back
- Beveled edge
- Neutral white paintable finish
- Hole templates included
- Self-adhesive ring

CODE	DIAMETER	FINISH	PACKAGE	PACK	
57700	3-1/4"	Smooth	Card	10/1000	
57705	5"	Smooth	Card	10/400	
69911	3-1/4"	Texture	Card	10/1000	
69910	5"	Texture	Card	10/400	
57701	3"	Smooth	Bulk	100/1000	
57706	5"	Smooth	Bulk	80/480	

DOOR HOLDERS



Plastic Door Stop

- 2-1/4" overall dia.
- 1" Height, self-adhesive

CODE	COLOR	PACKAGE	PACK	
70090	White	2/Card	5/50	



Magnetic Door Holder

- Heavy full circle magnet
- 3-1/8" Dia. projection
- 1-3/4" Dia. attach bracket
- 2" Dia. base
- Dark brown

CODE	MATERIAL	PACKAGE	PACK	
35900	ABS	Box	10/60	

■ Padlocks

Guard® Security has been a market leader in portable locks for generations. Beyond the full line of laminated steel locks, secure brass padlocks, commercial grade steel and stainless steel locks, Guard® also features TSA travel locks, improved all weather locks and a broad selection of bike locks, cables and chains. The offering also includes the WordLock® brand of padlocks and bike locks that bring style, plus the convenience of easy-to-remember letter combinations to the consumer portable security market.



LAMINATED PADLOCKS

Standard - Keyed Alike* Padlocks



- Hardened steel shackle
- Precision engineered double locking
- Brass pin cylinder
- Protective bumper
- Clamshell pack

CODE	SIZE	DESCRIPTION	SHACKLE HEIGHT	KEY-WAY	PK/CASE	PACK	CASE
730	1-1/4"	Standard Shackle	2/3"	M2	12/144		
740	1-1/2"	Standard Shackle	1"	27K	6/72		
55111	1-1/2"	Keyed Alike – 2 pk.	1"	M4	6/48		
740x4	1-1/2"	Keyed Alike – 4 pk.	1"	27K	3/18		
740LS	1-1/2"	Long Shackle	2-1/8"	27K	6/72		
740LSx3	1-1/2"	Long Shackle – 3 pk. <small>NEW!</small>	2-1/8"	27K	6/24		
55185	1-1/2"	Extra Long Shackle	5-1/2"	27K	6/48		
744	1-3/4"	Standard Shackle	1"	27K	12/72		
55115	1-3/4"	Standard – 2 pk. Keyed Alike	1"	Y1	6/36		
744LS	1-3/4"	Long Shackle	2-1/4"	M2	6/72		
750	2"	Standard Shackle	1"	M2	6/48		
55118	2"	Standard – 2 pk. Keyed Alike	1"	27K	6/24		
750LS	2"	Long Shackle	2-1/4"	M2	6/48		
764	2-5/8"	Standard Shackle	1-1/2"	M2	6/36		
764LS	2-5/8"	Long Shackle	3-1/2"	M2	6/36		

Laminated - Keyed Alike* Padlocks



SERIES	ITEM DESCRIPTION	KA OPTION	KA OPTION	KA OPTION	KA OPTION	PK/CASE	PACK	CASE
730	1-1/4" Laminated Steel	730KA1	730KA3	730KA5				
740	1-1/2" Laminated Steel	740KA6	740KA7	740KA10				
740LS	1-1/2" Laminated Steel - Long Shackle	740LSKA5	—	—				
744	1-3/4" Laminated Steel	744KA2	744KA4	744KA5	744KA9			
744LS	1-3/4" Laminated Steel - Long Shackle	744LSKA1	—	744LSKA6	744LSKA7			
750	2" Laminated Steel	750KA1	750KA2	—				
750LS	2" Laminated Steel - Long Shackle	750LSKA1	750LSKA2	750LSKA3	—			

*Keyed alike padlocks are always the same key code pattern every time you order them. Order by "KA option" part number to receive the same key every time.

LAMINATED PADLOCKS

Warded Laminated



CODE	SIZE	DESCRIPTION	SHACKLE HEIGHT	PK/CASE	PACK	CASE
530	1-1/4"	Standard Shackle	5/8"	12/24		
540	1-1/2"	Standard Shackle	1"	12/72		
544	1-3/4"	Standard Shackle	1"	12/72		
550	2"	Standard Shackle	1"	6/48		

- Zinc plated steel shackle for rust resistance protects against sawing & prying
- Dependable warded mechanism for reliable operation
- Rugged steel laminated riveted plate construction built for strength
- Simpler mechanism locking is a benefit in high dirt & freezing conditions
- Blister card pack


Weatherproof Laminated



CODE	SIZE	DESCRIPTION	SHACKLE HEIGHT	KEY-WAY	PK/CASE	PACK	CASE
740WP	1-1/2"	Black	1-1/8"	27K	12/72		
55126	2"	Yellow	7/8"	M1	6/48		
55127	2-5/16"	Standard Shackle, Yellow	7/8"	M1	6/48		
55128	2-5/16"	Long Shackle, Yellow	2-1/4"	M1	6/48		
55126x3	2"	Yellow – 3 pk. <small>NEW!</small>	7/8"	M1	6/24		

- Case hardened steel shackle w/ protective coating
- Precision "O" ring seal shackleway
- Precision engineered double locking
- Rugged steel laminated riveted plate construction covered by tough, thermoplastic jacket
- Brass pin cylinder
- Thermoplastic keyway cover seals out moisture, dirt, etc.
- Clamshell pack

Ganged - Keyed Different



620X12

540X12

CODE	DESCRIPTION	PK/CASE	PACK	CASE
1620X12	Brass-Thin Style (4 pc. 1-1/2", 4 pc. 1-1/4", 4 pc. 1-1/2")	1/5		
620X12	Brass-Full Size (4 pc. 1", 4 pc. 1-1/4", 4 pc. 1-1/2")	1/10		
540X12	1-1/2" Laminated Warded (12 pc. 1-1/2")	1/10		

- Solid brass case
- Rust resistant
- Pin tumbler
- Solid brass cylinder
- 3 Keys per lock

SOLID BRASS PADLOCKS

Solid Brass



- Brass pin cylinder
- Strong hardened chrome plated steel shackle
- Rust proof brass body
- Rubber weather seal
- Clamshell pack

CODE	SIZE	DESCRIPTION	SHACKLE HEIGHT	KEY-WAY	PK/CASE	PACK	CASE
621	3/4"	Standard Shackle 1 pk. Single Lock	1/2"	—	12/480		
621x2	3/4"	Standard Shackle 2 pk.	1/2"	—	12/240		
621x4	3/4"	Standard Shackle 4 pk.	1/2"	—	12/72		
622	1"	Standard Shackle	5/8"	M2	12/144		
622LS	1"	Long Shackle	2"	M2	12/144		
623	1-1/4"	Standard Shackle	3/4"	M1	12/144		
623LS	1-1/4"	Long Shackle	2"	M1	12/144		
624	1-1/2"	Standard Shackle	1"	M4	12/144		
55140	1-1/2"	Standard Shackle Keyed Alike 2 pk.	1"	M4	6/48		
624x4	1-1/2"	Standard Shackle Keyed Alike 4 pk.	1"	M4	6/24		
624LS	1-1/2"	Long Shackle	2-1/2"	M4	6/72		
625	1-3/4"	Standard Shackle	1-1/8"	M4	6/72		
625LS	1-3/4"	Long Shackle	2-1/2"	M4	6/72		
626	2"	Standard Shackle	1-1/3"	Y1	6/72		
626LS	2"	Long Shackle	2-3/4"	Y1	6/48		
627	2-1/2"	Standard Shackle	1-1/2"	Y1	12/48		

Solid Brass - Keyed Alike* Padlocks

SERIES	ITEM DESCRIPTION	KA OPTION	KA OPTION	KA OPTION	PK/CASE	PACK	CASE
621	3/4" Solid Brass	621BKA1	621BKA2	621BKA3			
622	1" Solid Brass	622KA2	622KA4	622KA8			
623	1-1/4" Solid Brass	623KA1	623KA2	623KA3			
623LS	1-1/4" Solid Brass - Long Shackle	623LSKA2	—	—			
624	1-1/2" Solid Brass	624KA5	624KA8	624KA7			
624LS	1-1/2" Solid Brass - Long Shackle	624LSKA1	—	—			
625	1-3/4" Solid Brass	625KA3	625KA5	—			
625LS	1-3/4" Solid Brass - Long Shackle	625LSKA4	625LSKA5	—			
626	2" Solid Brass	626KA1	626KA2	—			
626LS	2" Solid Brass - Long Shackle	626LSKAB	626LSKAC	—			

Solid Brass - Thin



CODE	SIZE	DESCRIPTION	SHACKLE HEIGHT	PK/CASE	PACK	CASE
1622x2	1"	Solid Brass – 2 pk.	5/8"	6/144		
1623	1-1/4"	Solid Brass	2/3"	6/72		
1624	1-1/2"	Solid Brass	1"	12/144		

- Brass pin cylinder resists picking, provides long life
- Operates smoothly
- Strong chrome plated steel shackle
- Rust proof brass body
- Blister card pack

* Keyed alike available—call for details

*Keyed alike padlocks are always the same key code pattern every time you order them. Order by "KA option" part number to receive the same key every time.

COMBINATION PADLOCKS



Dial

- 4-Dial
- Clamshell pack

RESETTABLE

CODE	DESCRIPTION	PK/CASE	PACK	CASE
55163	2" Four Dial	6/72		



Dial

- Easy 3 number dialing mechanism
- Hardened, chrome plated steel shackle
- Card pack

55154
Control Key

CODE	DESCRIPTION	PK/CASE	PACK	CASE
1500	2" Dial Lock	12/72		
55154	2" Dial Lock w/ Key Access	6/72		



Luggage Locks

- 3-Dial
- Resettable
- Assorted colors
- Clamshell
- Single packed

CODE	DESCRIPTION	PK/CASE	PACK	CASE
1505	Combination	12/144		



Push Button

- Clamshell pack
- Assorted colors: Red, Black & Blue

CODE	DESCRIPTION	PK/CASE	PACK	CASE
55157R1	8 Digit Push Button, 4 Digit Locking Mechanism	6/72		
55155	10 Digit Push Button, 5 Digit Locking Mechanism, Chrome Plated	6/72		



Travel Security

- TSA approved
- 3-Dial
- Resettable
- Clamshell pack
- Nylon body

RESETTABLE

CODE	DESCRIPTION	PK/CASE	PACK	CASE
55146	Black 3-Dial	6/72		
55147	Silver 3-Dial	6/72		



Brass Locks

- 4-Dial
- Resettable
- Solid brass
- Clamshell pack

RESETTABLE

CODE	SIZE	DESCRIPTION	SHACKLE HEIGHT	PK/CASE	PACK	CASE
55159	3/4"	4-Dial	.87"	6/72		
55160	1-1/8"	4-Dial	1.10"	6/48		

SOLID STEEL

3 Keys



CODE	SIZE	DESCRIPTION	SHACKLE HEIGHT	PK/CASE	PACK	CASE
445	1-3/4"	Square—Standard	1"	6/24		
445LS	1-3/4"	Square—Long Shackle	2-1/2"	6/24		
365	2-5/8"	Round—Standard	1-1/3"	6/24		
365LS	2-5/8"	Round—Long Shackle	2-1/3"	6/24		

- Solid steel body, solid brass cylinder & pins drain hole feature allows water to drain out from under shackle
- Hardened chrome plated steel cylinder guard plate & security nut
- Shackle is fully chrome plated, thru-hardened to resist cutting, sawing, prying, & blunt force attacks
- Double steel ball bearing locks shackle on both heel & toe
- Fully rekeyable AM3/5JU2 keyway, double locking protection is highly recommended for maximum security applications
- Clamshell pack

Commercial - Keyed Alike* Padlocks

SERIES	ITEM DESCRIPTION	KA OPTION	KA OPTION	KA OPTION	KA OPTION	KA OPTION	PK/CASE	PACK	CASE
242	2-3/4" Discus - Stainless Steel	242KA308	242KA309	242KA316	—	—			
365	2-5/8" Heavy Steel	365KA2	—	365KA4	365KA5	365KA10			
365LS	2-5/8" Heavy Steel - Long Shackle	365LSKA1	365LSKA2	365LSKA4	365LSKA5	365LSKA10			
2010	2-7/8" Shackless Steel	2010KA5	2010KA7	—	—	—			
445	1-3/4" Steel Padlock	445KA1	445KA2	—	—	—			
445LS	1-3/4" Steel Padlock - Long Shackle	445LSKA1	445LSKA2	445LSKA3	—	—			



242

365

2010

445



Dial

- Heavy duty
- Solid brass
- Resettable combination
- Clamshell pack
- Hardened shackle

RESETTABLE

CODE	SIZE	DESCRIPTION	SHACKLE HEIGHT	PK/CASE	PACK	CASE
55161	2"	Standard Shackle	1"	6/48		
55162	2"	Long Shackle	2.2"	6/48		



*Keyed alike padlocks are always the same key code pattern every time you order them. Order by "KA option" part number to receive the same key every time.

STAINLESS STEEL



CODE	SIZE	DESCRIPTION	PK/CASE	PACK	CASE
242	2-3/4"	Discuss	6/72		
55170	2-3/4"	2-Pack	6/48		
242T	2-3/4"	Tubular Key	3/72		
242D	2-3/4"	Combination	4/24		

- Stainless steel body
- Springless positive lock latch
- Lock crushes closed when attacked w/ hammer
- Clamshell pack
- Y1 keyway (242)

JIMMY PROOF PADLOCKS



CODE	SIZE	DESCRIPTION	PK/CASE	PACK	CASE
55171	2-3/4"	Standard - Shrouded Shackle	3/48		
55172	3-1/4"	Standard - Shrouded Shackle	3/48		

- Stainless steel clad stainless steel roller bolt
- Weather & rust resistant
- Clamshell pack
- Y1 keyway
- Hardened shackle

SHACKLELESS



CODE	SIZE	DESCRIPTION	PK/CASE	PACK	CASE
2010	2-7/8"	Shielded Protected Shackle	6/24		
2010 HASP	2-7/8"	HASP	1/16		

- Large chrome plated solid steel body
- Removable cylinder
- Compare w/ American 2000® Series
- Box packed



HARDENED STEEL SECURITY CHAIN



CODE	SIZE	PK/CASE	PACK	CASE
968	3 ft. x 3/8"	1/6		
969	4 ft. x 3/8"	1/6		

- Hardened to resist cutting
- Canvas cover
- Sleeve pack
- Square link

BIKE CHAINS & PADLOCKS



Vinyl Covered Chain

- Heavy duty
- Hardened steel
- Assorted neon colors
- Display bag pack

CODE	DESCRIPTION	PK/CASE	PACK	CASE
73	3 ft. x 3/16"	12/48		
75	4 ft. x 3/16"	12/48		
76	6 ft. x 3/16"	12/24		
83	4 ft. x 9/32"	6/12		
84	6 ft. x 9/32"	8/16		



731



416

**Chain w/
Combination Lock**

- 3-Dial combination lock
- Vinyl covered chain
- Assorted neon colors
- Card pack

CODE	DESCRIPTION	PK/CASE	PACK	CASE
731	4 ft. Chain w/ Combo Lock	12/24		
416	3 ft. Lightweight Chain w/ Combo Lock	1/12		



- 3 Number locking mechanism
- Vinyl covered chain
- Assorted neon colors
- Heavy duty
- Display bag pack

CODE	DESCRIPTION	PK/CASE	PACK	CASE
754	4 ft. x 3/16" Combo Padlock	12/24		
756	6 ft. Chain Combo Padlock	12/20		



**Chain w/ Key Locking
Padlock**

- Laminated padlock
- Vinyl covered chain
- Display bag pack

CODE	DESCRIPTION	PK/CASE	PACK	CASE
762	6 ft.. x 3/16"Chain w/ 1-1/2" Padlock	12/24		
832	4 ft.. x 9/32" Chain w/ 1-3/4" Padlock	1/6		

BIKE CHAINS & PADLOCKS



682

Cable-Combination Lock

- 4-Dial
- Card pack
- Black cable
- Weather resistant
- Rust resistant



516



516A

CODE	DESCRIPTION	PK/CASE	PACK	CASE
516	4 ft. x 5/16" (8mm) Cable, Black	4/48		
682	6 ft. x 7/16" (11mm) Cable Resettable Combination, Black	6/24		
516A	5 ft. (8mm), Assorted Colors: 2 Red, 2 Blue, & 2 Yellow	6/48		



Flexible Cable

- Weatherproof
- 7 x 7 Strands
- 2 Loop
- Vinyl coated

CODE	DESCRIPTION	PK/CASE	PACK	CASE
681	6 ft. x 5/16 Clear Cable	12/48		
55190	14 ft. x 3/8" Black Cable	6/24		
55299	7 ft. x 1/2" Black Cable	3/12		



Flexible Cable Laminated

- Weatherproof
- 7 x 7 Strands
- 2 Loop
- Vinyl coated

CODE	DESCRIPTION	PK/CASE	PACK	CASE
681/740	6 ft. x 5/16 w/ Laminated Padlock	12/48		



Bike Lock

- Sleeve pack
- Includes bike mount brackets

CODE	DESCRIPTION	PK/CASE	PACK	CASE
55224	Bike Lock	6/12		

8 MM X 5 FT. - RESETTABLE QUICK RELEASE

NEW!



WordLock® introduces our exclusive, one touch, one-handed quick release button that eliminates the stress of unlocking a cable under high tension when tightly wrapped around trees, telephone poles and other stationary objects.


- Resettable 4-letter password is easier to remember than number combinations. 10,000 possibilities.
- All-weather vinyl coating prevents scratching.
- Available in BK (2), RD (1), BL (1)

Item	Description	pk/case	pack	case
CL-661-BK	8mm Quick Release Black	4/16		
CL-661-RD	8mm Quick Release Red	4/16		
CL-661-BL	8mm Quick Release Blue	4/16		

8 MM X 4 FT. SKATEBOARD LOCK

NEW!

New for 2017

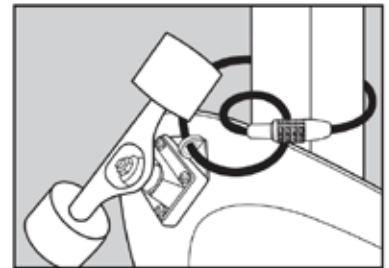


Prevent your skateboard from being stolen! Easy to secure steel mount attaches to the bottom of the board to deter thieves.




Secure mounts between the truck/wheels and the board/deck to enable you to secure the board.

- Preset, easy to remember 4-letter password
- All-weather vinyl coating prevents scratching
- Available in CB (2), RD (1), GR (1)



Item	Description	pk/case	pack	case
CL-740-AS	8mm Skateboard Lock	4/16		



NEW!

10 MM X 7 FT. COMBINATION LOOP 'N LOCK®

- 10mm x 7ft flexible steel cable
- Rated to 1400 lb. tensile strength
- Resettable 4 letter password is easier to remember than number combinations. 10,000 possibilities.
- All-Weather vinyl coating minimizes scratching
- All inclusive cable & head means no keys to lose!
- Available in black, red & blue

The WordLock® Loop 'n Lock®, now available as a 4-dial combination lock, is a patented cable lock that lets you lock up 2X the bikes, outdoor equipment, furniture & more with a patented with an integrated locking head that effectively doubles the locking capacity of the cable and eliminates the need for a padlock you can lose.



Item	Description	pk/case	pack	case
CL-739-AS	10mm Combination Loop 'n Lock - BK (2), RD (1), BL (1)	4/16		

PRISM & CAMOUFLAGE - It's All About Color!

10 MM X 5 FT. - COMBINATION **RESETTABLE** LOCKS

Item	Description	pk/case	pack	case
CL-653-SL	Cable Lock 10mm Prism Silver Resettable	4/12		
CL-653-CM	Cable Lock 10mm Camo Green Resettable	4/12		
CL-653-PC	Cable Lock 10mm Pink Camo Resettable	4/12		
CL-653-AS	Cable Lock 10mm Resettable Assorted - SL(2), CM(1), PC(1)	4/12		



8 MM X 5 FT. - COMBINATION NON-RESETTABLE LOCKS

Item	Description	pk/case	pack	case
CL-650-SL	Cable Lock 8mm Prism Silver Non-Reset	5/30		
CL-650-CM	Cable Lock 8mm Camo Green Non-Reset	5/30		
CL-650-PC	Cable Lock 8mm Camo Pink Non-Reset	5/30		
CL-650-AS	Cable Lock 8mm Non-Resettable Assorted - SL(2), CM(2), PC(1)	5/30		
CL-653-CS	Clipstrip - Cablelock Prism 10mm - 5 ft., 4/Clip SL(2), CM(2), PC(2)	1		



Prism Silver



Camo Green



Camo Pink



10MM X 6 FT. CABLE LOCK QUICK RELEASE QR-10

- Fastest release available w/ quick one-hand action
- Just dial the combo & click!
- **RESETTABLE** Word or letter combination
- Flexible steel cable
- Card pack



Item	Description	pk.
CL-662-AS	Cable Lock 10mm Quick Release Resettable Assorted - BK(2), BL(1), RD(1)	1/4



12MM X 6 FT. CABLE LOCK QUICK RELEASE QR-12

- Fastest release available w/ quick one-hand action
- Just dial the combo & click!
- **RESETTABLE** Word or letter combination
- Flexible steel cable
- Card pack



Item	Description	pk.
CL-663-AS	12mm Quick Release Resettable Assorted - BK(2), BL(1), RD(1)	1/4



10MM X 5 FT. CABLE LOCK LIGHT-UP LOCK

- Letters light up from inside
- Press button – light turns on 30 seconds to view dial
- Second press – light flashes slow until shut off
- Third press – turns light off
- **RESETTABLE** Word or letter combinations
- Up to 10,000 possible combinations
- Easy to set & reset your own combination
- 5 ft. Long, 10 mm thick
- All-weather vinyl coating that minimizes scratching
- Bike mounting bracket



Item	Description	pk/case	pack	case
CL-635-A2	Cable Lock 10mm 4-Dial Easy-Read Assorted - BK(2), RD(1)	3/9		

Portable Lock Box

- More space than traditional key safes
- Holds larger items
- Mounts on door handle or wall



Mounts on Door Handle or Wall



- Dual use w/ door-knob hanging & wall-mountable
- Holds keys, key-fobs, credit cards & more
- 10,000 Possible combinations
- **RESETTABLE** Word or letter combination
- Convenient: great for real estate sales, home service providers, contractors, children (after school)
- Reinforced stainless steel body to withstand sawing & hammering

Item	Description	pk.
KS-052-BK	Stor-More Key Safe	3
KS-052-BX	Stor-More Key Safe Plain Box (MRO Customer)	1/12



LOOP 'N LOCK® BIKE LOCK 10MM X 7 FT. MATCHKEY™ CABLE LOCK



- Ultimate utility cable bike lock
- Locks 2X as many bikes as standard locks
- For use w/ single or multiple bikes
- Secure to car racks, bike racks, or any fixed object
- Key color matches cable color
- Word on key matches word on lock
- Unique key shape
- Heavy-duty flexible steel cable
- Card pack



What are Loop 'N Lock® Bike Locks?

- Lock multiple locks end to end to make extra long
- Use the entire cable length
- Loop & lock bikes to car roof, pole or each other
- Integrated lock head means no padlocks to lose
- Lock bikes up to 7 ft. apart!



Item	Description	Diameter	Length	pk/case	pack	case
CL-633-A1	Cable Lock MatchKey® Assorted 1 Teal, 1 Black, 1 Red 1-UPC	8mm	4 ft.	3/9		
CL-601-BK	Cable Lock MatchKey® Black	10mm	8 ft.	4/16		
CL-712-BK	Cable Lock MatchKey® Black	10mm	12 ft.	4/16		
CL-604-A1	Cable Lock MatchKey® Assorted - 3 Black, 1 Teal 1-UPC	10mm	7 ft.	4/32		
CL-639-AS	Cable Lock MatchKey® Assorted - 2 Black, 1 Teal, 1 Red	10mm	7 ft.	4		

HIGH SECURITY

4-DIAL U-LOCK BIKE LOCKS
CHOOSE YOUR OWN RESETTABLE COMBINATION

- Stands up for easy storage
- Quick release shackle
- Resists cutting & drilling
- Hardened steel shackle
- Mounting bracket included



Item	Description	pk/ case	pack	case
CL-656-RD	U-Lock 4-Dial 8in Matte Red	3/9		
CL-656-BL	U-Lock 4-Dial 8in Matte Blue	3/9		
CL-656-GY	U-Lock 4-Dial 8in Matte Gray	3/9		
CL-656-AS	Assorted - U Lock 4 Dial Wordlock - RD(1), BL(1), GY(1)	3/9		

8" MATCHKEY® U-LOCK BIKE LOCKS
WLX PREMIUM SERIES

- Heavy-duty U-lock
- 8" Long, 4.5" wide, 14 mm shackle
- Double-locking
- Unique key shape
- Color of key matches color of padlock
- Word on key matches word on padlock
- Contains 2 keys
- Mounting bracket included

WLX SERIES



Item	Description	pk/ case	pack	case
CL-609-BK	U-Lock MatchKey® 8" Matte Black	4/16		
CL-609-BL	U-Lock MatchKey® 8" Matte Blue	4/16		
CL-609-RD	U-Lock MatchKey® 8" Matte Red	4/16		
CL-589-A1	Assorted - U-Lock MatchKey® 8" Matte WLX 1-UPC	4/16		
CL-630-A1	Assorted - U-Lock MatchKey® 8" 1-UPC	4/16		

HIGH SECURITY

10 MM X 4 FT.
CHAIN WITH RESETTABLE BUMPER DISCUS LOCK

- World's first combination disc lock!
- Solid stainless steel, rust-resistant body (70 mm in diameter)
- Deadbolt locking mechanism
- Resettable
- Up to 10,000 possible combinations (4 dials)
- Easy to set & reset your own combination
- Hardened steel chain
- 10 mm diameter square links
- 4 ft. Long
- Durable cloth sleeve minimizes scratching
- Card pack



**World's 1st
 combination
 disc lock!**

Item	Description	pk/ case	pack	case
CL-969-BK	Chain 10mm 4 ft. Black w/ Bumper Padlock 4-Dial 70mm Discus	3/12		

6 MM X 4 FT. - COMBINATION NON-RESETTABLE LOCKS

COUNTER DISPLAY & CLIP STRIPS AVAILABLE. See page 154 for details



- Compact size that's easy to store or toss into your backpack
- Preset 4-letter password that's easy to remember
- All-weather vinyl coating that minimizes scratching
- Black dials w/ easy-to-read white letters
- Card pack

Item	Description	pk/case	pack	case
CL-441-BK	Cable Lock 4-Dial Non-Reset Black	6/48		
CL-454-BL	Cable Lock 4-Dial Non-Reset Blue	6/48		
CL-455-RD	Cable Lock 4-Dial Non-Reset Red	6/48		
CL-458-AS	Assorted - Cable Lock 4-Dial Non-Reset (2BL, 2RD, 2PK)	6/48		
CL-510-A1	Assorted - Cable Lock 4-Dial Non-Reset 1-UPC (3BK, 2RD, 2PU, 1GN)	6/48		
CL-562-AS	Assorted - Cable Lock 4-Dial Non-Reset (BK, RD, PU)	6/48		

12 MM X 6 FT. **RESETTABLE** COMBINATION LOCKS



- **RESETTABLE** Word or letter combinations
- Up to 10,000 possible combinations
- Easy to set & reset your own combination
- All-weather vinyl coating that minimizes scratching
- Card pack
- Bike mounting bracket (not shown)

Item	Description	pk/case	pack	case
CL-506-AS	Assorted - Bike Lock 4-Dial (BK, BL, RD)	3/9		
CL-540-A1	Assorted - Bike Lock 4-Dial (BK, BL, RD)	1/4		

10 MM X 5 FT. **RESETTABLE** COMBINATION LOCKS



- **RESETTABLE** Word or letter combinations
- Up to 10,000 possible combinations
- Easy to set & reset your own combination
- All-weather vinyl coating that minimizes scratching
- Bike mounting bracket (not shown)

Item	Description	pk/case	pack	case
CL-409-BL	Bike Lock 4-Dial Blue	4/32		
CL-411-BK	Bike Lock 4-Dial Black	4/32		
CL-420-AS	Bike Lock 4-Dial Assortment 2 Blue, 2 Red, 2 Pink	4/32		
CL-596-A1	Assorted - Bike Lock 4-Dial 1-UPC (3BK, 1RD, 1BL, 1PU)	6/24		

10 MM X 6 FT. **RESETTABLE** COMBINATION LOCKS



- **RESETTABLE** Word or letter combinations
- Up to 10,000 possible combinations
- Easy to set & reset your own combination
- All-weather vinyl coating that minimizes scratching
- Card pack

Item	Description	pk/case	pack	case
CL-422-BK	Cable Lock 4-Dial Black	4/32		

CABLE WITH **RESETTABLE** SPORTS LOCK



- Heavy-duty flexible steel cable
- 5 ft. Long, 10 mm thick
- All-weather vinyl coating minimizes scratching
- Combination sports lock
- 10,000 Combinations, new evergrip design
- **RESETTABLE** Word or letter combinations
- Unique contoured styling w/ elegant two-tone design
- Assorted colors

Item	Description	pk/case	pack	case
CL-525-A1	Cable 10mm 5 ft. w/ Padlock 4-Dial 45mm Sports Lock Assortment: 3 Black, 1 Blue, 1-UPC	4/32		

L-HEAD **RESETTABLE** COMBINATION BIKE LOCK



- **RESETTABLE** Word or letter combinations
- Up to 10,000 possible combinations
- Easy to set & reset your own combination
- 4 ft. Long, 8 mm thick
- All-weather vinyl coating that minimizes scratching

Item	Description	pk/case	pack	case
CL-651-AS	Cable Lock 8mm 4 ft. L-HEAD Resettable Assortment: 1 SL, 1 PC, 1 CM	3/9		
CL-558-AS	Cable Lock 4-Dial 8mm 4 ft. L-HEAD Assortment: 1 Black, 1 Blue, 1 Green	3/9		

CABLE LOCKS — MATCHKEY®

10MM 6 FT. MATCHKEY® CABLE LOCK

- 6 ft. Long, 10 mm thick
- Unique key shape
- Color of key matches color of padlock
- Word on key matches word on padlock
- Contains 2 keys
- Card pack



Item	Description	pk/case	pack	case
CL-598-BK	Cable Lock MatchKey® 10mm 6 ft. Black	4/32		
CL-640-AS	Cable Lock MatchKey® 10mm 6 ft. Assortment: 2 Black, 1 Red, 2 Purple	1/4		
CL-640-A1	Cable Lock MatchKey® 10mm 6 ft. Assortment: 2 Black, 1 Red, 1 Purple	1/4		

MATCHKEY® BIKE LOCK

- Unique key shape
- Color of key matches color of padlock
- Word on key matches word on padlock
- Contains 2 keys
- Card pack



Item	Description	Dia.	Length	pk/case	pack	case
CL-593-BK	Bike Lock MatchKey® Black	10mm	5 ft.	4/32		
CL-594-AS	Bike Lock MatchKey® Assortment: 2 Black, 1 Red, 1 Purple	10mm	5 ft.	4/32		
CL-560-AS	Cable Lock MatchKey® Assortment: 1 Black, 1 Red, 1 Teal	12mm	6 ft.	3		

What is WLX Series?

- Larger Easy to Read Dials
- Matte Finish Preferred by Bike Enthusiasts

WLX SERIES

8 MM X 5 FT. **RESETTABLE** 4-DIAL CABLE LOCK

WLX SERIES



- **RESETTABLE** Word or letter combinations
- Up to 10,000 possible combinations
- Easy to set & reset your own combination
- 5 ft. Long, 8 mm thick
- All-weather vinyl coating that minimizes scratching
- Card pack

Item	Description	pk/case	pack	case
CL-433-BK	Cable Lock 4-Dial Matte Black WLX	4/32		
CL-434-BL	Cable Lock 4-Dial Matte Blue WLX	4/32		
CL-435-RD	Cable Lock 4-Dial Matte Red WLX	4/32		
CL-436-PU	Cable Lock 4-Dial Matte Purple WLX	4/32		
CL-605-A1	Assorted - Cable Lock 4-Dial Matte WLX Assortment: 1 Black, 1 Blue, 1 Purple, 1 Red, 1-UPC	4/32		

12 MM X 6 FT. **RESETTABLE** 4-DIAL CABLE LOCK

WLX SERIES



- **RESETTABLE** Word or letter combinations
- Up to 10,000 possible combinations
- Easy to set & reset your own combination
- 6 ft. Long, 12 mm thick
- All-weather vinyl coating that minimizes scratching
- Card pack

Item	Description	pk/case	pack	case
CL-464-BK	Bike Lock 4-Dial Black WLX	4/32		
CL-466-RD	Bike Lock 4-Dial Matte Red WLX	4/32		
CL-607-A1	Bike Lock 4-Dial WLX Assortment: 2 Black, 1 Blue, 1 Red, 1-UPC	4/32		

8 MM X 5 FT. **MATCHKEY**[®]

WLX SERIES

- Unique key shape
- Color of key matches color of padlock
- Word on key matches word on padlock
- Contains 2 keys
- Card pack



Item	Description	pk/case	pack	case
CL-581-BK	Cable Lock MatchKey [®] Matte Black Hex WLX	4/32		
CL-583-BL	Cable Lock MatchKey [®] Matte Blue Hex WLX	4/32		
CL-606-A1	Cable Lock MatchKey [®] Matte Hex WLX Assortment: 2 Black, 1 Blue, 1 Green, 1-UPC	4/32		



12 MM X 6 FT. **MATCHKEY**[®]

WLX SERIES

- Heavy-duty cable lock
- Unique key shape
- Color of key matches color of padlock
- Word on key matches word on padlock
- Contains 2 keys
- Card pack



Item	Description	pk/case	pack	case
CL-585-BK	Cable Lock MatchKey [®] Matte Black Hex WLX	4/32		

TEXT LOCK CLASSIC

- Preset 3-letter password
- Chrome plated body
- Zinc dial w/ nickel plating
- 0.8" Hardened steel shackle
- Durable metallic finish



COUNTER DISPLAY &
CLIP STRIPS AVAILABLE
See page 154 for details



Item	Description	pk/case	pack	case
PL-127-CP	Combo Text Lock Classic	6/48		

TEXT LOCK STANDARD



- Preset 3-letter password
- Steel body, ED-color finish
- Zinc dial w/ nickel plating
- 0.8" Hardened steel shackle
- Durable metallic finish
- Assorted colors

COUNTER DISPLAY &
CLIP STRIPS AVAILABLE
See page 154 for details

Item	Description	pk/case	pack	case
PL-130-A1	Combo Text Lock Assortment 2 Purple, 2 Silver, 2 Blue 1-UPC	6/48		
PL-114-A1	Combo Text Lock Assortment 2 Blue, 2 Red, 2 Silver, 1-UPC	6/48		

STACKR™

- 42 mm steel body with nickel plating & ED finish for baked on color
- Compact design great for school & gym lockers, storage lockers, cabinets
- Hardened steel shackle for improved cut resistance
- Resettable 5-letter combination



Item	Description	pk/case	pack	case
PL-196-A1	One-Handed 5-Dial Padlock w/ Easy Reset Slot Assortment 2 Red, 2 Blue, 2 Silver, 1-UPC	6/48		

TEXT LOCK DELUXE



COUNTER DISPLAY &
CLIP STRIPS AVAILABLE
See page 154 for details

- Preset 3-letter password
- Anodized aluminum body
- Chrome plated dial
- 0.8" Hardened steel shackle
- Durable metallic finish
- Assorted colors:
Purple, Ice, Green

**Click-Dial
ensures
accuracy**

Item	Description	pk/case	pack	case
PL-095-A1	Combo Text Lock Deluxe Assortment 2 Purple, 2 Ice, 2 Green, 1-UPC	6/48		

RESETTABLE TEXT LOCK



**Click-Dial
ensures
accuracy**

- **RESETTABLE** 3-Letter password
- Anodized aluminum silver body
- 0.8" Hardened steel shackle
- Durable metallic finish
- Assorted colors: Black, Green, Pink

COUNTER DISPLAY & CLIP STRIPS AVAILABLE
See page 154 for details

Item	Description	pk/case	pack	case
PL-109-A1	Combo Text Lock Resettable Assortment 2 Black, 2 Green, 2 Pink, 1-UPC	6/48		

PADLOCK 4-DIAL BRASS

- 4-Dial
- **RESETTABLE**
- Solid brass
- Clamshell pack
- 38 mm / 25 mm

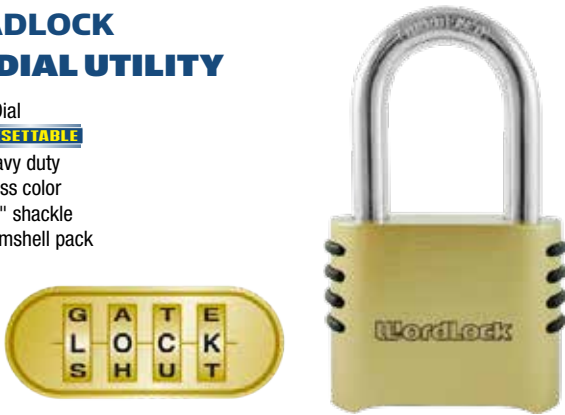


Item	Description	pk/case	pack	case
PL-110-SL	Padlock 4-Dial 25mm Brass	6/48		
PL-056-SL	Padlock 4-Dial 38mm Brass	6/48		

HIGH SECURITY

PADLOCK 4-DIAL UTILITY

- 4-Dial
- **RESETTABLE**
- Heavy duty
- Brass color
- 1.5" shackle
- Clamshell pack



Item	Description	pk/case	pack	case
PL-106-SS	Padlock 4-Dial 1.5in Utility	3/12		

4-DIAL SPORTS LOCK

- 4-Dial
- **RESETTABLE**
- ED-color (assorted)
- Clamshell pack

COUNTER DISPLAY & CLIP STRIPS AVAILABLE
See page 154 for details



Item	Description	pk/case	pack	case
PL-096-A1	Padlock 4-Dial Sports Lock 2 Red, 2 Black, 2 Silver, 1-UPC	6/48		

HIGH SECURITY

4-DIAL DISC LOCK

- 4-Dial
- **RESETTABLE**
- Stainless steel body
- Rubber bumper
- Weatherproof
- ASTM-rated to the highest standards
- Clamshell pack



Patented Design

Ideal for high security & public storage

COUNTER DISPLAY & CLIP STRIPS AVAILABLE. See page 154 for details

Item	Description	pk/case	pack	case
PL-074-SN	Discus Lock 4-Dial	6/48		

PADLOCK 5-DIAL COMBINATION

- 5-Dial combination
- **RESETTABLE**
- Spells 100,000 words or letter combinations
- Cast metal body
- Assorted colors
- Clamshell pack



Item	Description	pk/case	pack	case
PL-001-PK	Padlock 5-Dial Pink	6/48		
PL-002-RD	Padlock 5-Dial Red	6/48		
PL-003-SL	Padlock 5-Dial Silver	6/48		
PL-004-BK	Padlock 5-Dial Black	6/48		
PL-135-BL	Padlock 5-Dial Blue	6/48		
PL-001-A1	Padlock 5-Dial Assorted 3 Black, 1 Red, 1 Silver, 1-UPC	6/48		

4-DIAL LUGGAGE LOCK

COUNTER DISPLAY & CLIP STRIPS AVAILABLE
See page 154 for details

- 4-Dial
- **RESETTABLE**
- TSA & HMRC approved
- Assorted colors
- Clamshell pack
- Updated → steel plate design



Item	Description	pk/case	pack	case
LL-203-BK	Luggage Lock TSA 4-Dial Black	6/48		
LL-206-RD	Luggage Lock TSA 4-Dial Red	6/48		
LL-207-SL	Luggage Lock TSA 4-Dial Silver	6/48		
LL-277-A1	Luggage Lock TSA 4-Dial Assortment 3 Red, 2 Black, 1 Silver, 1-UPC	6/48		
LL-251-AS	Display - Luggage Lock TSA 4-Dial Assortment: 2 Red, 2 Black, 2 Silver,	6/48		

What Does MatchKey® Mean?

- Key color matches lock color
- Word on key matches word on lock
- Unique key shape

	Identifies Key	Identifies Lock
Painted Key	✓	✗
Colored Rings	✓	✗
WordLock MatchKey®	✓	✓



MatchKey™ helps you find the right key fast

WARDER PADLOCK

2 KEYS

- Laminated steel, warded
- Assorted colors
- Contains 2 keys
- Clamshell pack



Item	Description	pk/case	pack	case
PL-117-A1	Padlock, MatchKey® Laminated Warded Assortment: 1 Black, 1 Blue, 1 Green, 1 Red, 1-UPC	4/32		

ALUMINUM PADLOCK

2 KEYS

- Aluminum
- Assorted colors
- Contains 2 keys
- Clamshell pack
- Key blank M12



Item	Description	pk/case	pack	case
PL-121-A1	Padlock MatchKey® 40mm Aluminum Assortment: 2 Black, 1 Blue, 1 Red, 1-UPC	4/32		

LAMINATED STEEL PADLOCK

2 KEYS

- Laminated steel
- Assorted colors
- Contains 2 keys
- Clamshell pack
- Key blank Y5



Item	Description	pk/case	pack	case
PL-118-A1	MatchKey® 40mm Laminated Assortment: 1 Black, 1 Blue, 1 Green, 1 Red, 1-UPC	4/32		

BRASS PADLOCK

2 KEYS

- Solid brass
- Assorted colors
- Contains 2 keys
- Clamshell pack
- Key blank Y52



Item	Description	pk/case	pack	case
PL-122-A1	Padlock MatchKey® 40mm Brass Assortment: 1 Black, 1 Blue, 1 Green, 1 Red, 1-UPC	4/32		

CLIP STRIP DISPLAYS



CL-510-CS CL-650-CS PL-109-CS PL-096-CS PL-114-CS

Item	Description	Inner	Master
CL-603-CS	Clipstrip - Cable Lock 6mm 4 ft. (3BK, 2RD, 2PU, 1GN)	1	4
CL-650-CS	Clipstrip - Cable Lock 8mm Non-Resetable Assorted (2SL, 2PC, 2CM)	1	1
CL-510-CS	Clipstrip - Assorted -Cable Lock 4-Dial Non-Reset 1-UPC Assorted (3BK, 2RD, 2PU, 1GN)	1	4
PL-096-CS	Clipstrip - Padlock 4-Dial Sports Lock, 1-UPC Assorted (2BL, 3RD, 3SL)	1	4
PL-114-CS	Clipstrip - Combo Text Lock Assortment, 1-UPC Assorted (3SL, 3BL, 2RD)	1	4
PL-109-CS	Clipstrip - Combo Text Lock Resetable Assortment, 1-UPC Asst (3BK, 3GN, 2PK)	1	8

SIDE WINGS

- Our best selling cable locks
- Hangs onto existing wire frame fixtures
- 18 Units



Item	Description	Inner	Master
CL-610-PD	Cablelock 6mm 4 ft. Nonreset Disp BK (6), RD (4), PU (4), GN(4)	1	1

COUNTER TOP DISPLAYS



Item	Description	Inner	Master
PL-095-P1	Display - Combo Text Lock Deluxe Assortment, 1-UPC	12	1
PL-096-P1*	Display - Padlock 4-Dial Sports Lock, 1-UPC	12	1
PL-109-P1*	Display - Combo Text Lock Resetable Assortment, 1-UPC	12	1
PL-114-P1	Display - Combo Text Lock Assortment, 1-UPC	12	1
PL-130-P1	Display - Combo Text Lock Assortment 1-UPC	12	1
PL-074-T1*	Display - Discus Lock 4-Dial	12	1
PL-114-T1	Display -Combo Text Lock Assortment, 1-UPC	12	1
LL-277-P1*	Display - TSA Locks, 1-UPC Assorted (4SL, 4BK, 4RD)	12	1
CL-510-P1	Display - Cable Lock - 6mm/5 ft. 1-UPC Assorted (4BL, 4RD, 2GR, 2PU)	12	1

*Resetable Lock

FLOOR DISPLAY

- Our best sellers all in one free standing display
- 41 Units:
 KS052BK, 3 Units
 CL656AS, 6 Units
 PL004BK, 2 Units
 PL003SL, 2 Units
 PL002RD, 2 Units
 CL506AS, 4 Units
 PL109A1, 6 Units
 CL510A1, 12 Units
 CL653AS, 4 Units



Item	Description	Inner	Master
WL-300-FD	Wordlock BTS Floor Display	1	1

SAFETY HASPS

Fixed Staple Safety Hasp

- Card & polybag furnished w/ screws
- Bulk w/o screws
- Zinc plated—rust resistant
- Galvanized—corrosion resistant



CODE	MATERIAL	SIZE	FINISH	PACKAGE	PACK
31990	Steel	1-1/2"	Zinc	Card	12/144
32000	Steel	2-1/2"	Zinc	Card	10/240
32005	Steel	3-1/2"	Zinc	Card	5/140
32010	Steel	4-1/2"	Zinc	Card	5/140
32015	Steel	6"	Zinc	Card	5/60
61040	Steel	2-1/2"	Galvanized	Card	10/240
61041	Steel	3-1/2"	Galvanized	Card	5/120
61042	Steel	4-1/2"	Galvanized	Card	5/120
61043	Steel	6"	Galvanized	Card	5/60
96460	Steel	2-1/2"	Zinc	Polybag w/ UPC	12/600
96461	Steel	3-1/2"	Zinc	Polybag w/ UPC	12/240
96462	Steel	4-1/2"	Zinc	Polybag w/ UPC	12/240
96463	Steel	6"	Zinc	Polybag w/ UPC	12/72
97491	Steel	2-1/2"	Zinc	Bulk	12/720
97490	Steel	3-1/2"	Zinc	Bulk	12/240
96445	Steel	4-1/2"	Zinc	Bulk	12/240
96447	Steel	6"	Zinc	Bulk	12/96

Swivel Staple Safety Hasps

- Staple swivels a full 360°
- Furnished w/ screws



CODE	SIZE	FINISH	PACKAGE	PACK
34040	3-1/2"	Zinc	Card	5/100
34045	4-1/2"	Zinc	Card	5/90
34046	6"	Zinc	Card	12/72

Adjustable Staple Safety Hasps

- Card & polybag furnished w/ screws
- Bulk w/o screws



CODE	SIZE	FINISH	PACKAGE	PACK
60949	3-1/2"	Zinc	Card	10/120
60950	4-1/2"	Zinc	Card	10/120
60951R1	6"	Zinc	Card	5/60
96464	3-1/2"	Zinc	Polybag	12/240
96465	4-1/2"	Zinc	Polybag	12/240
96451	6"	Zinc	Bulk	12/96

Extra Heavy Duty Safety Hasp

- Square hole for carriage bolt
- Furnished w/ carriage bolts, washers & nut



CODE	SIZE	FINISH	PACKAGE	PACK
34035	7-1/4"	Zinc	Card	5/50

Heavy Duty Safety Hasp

- Pinless hinge for greater security
- Furnished w/ screws



CODE	SIZE	FINISH	PACKAGE	PACK
33020	3-1/2"	Zinc	Card	12/144
33503	4-1/2"	Zinc	Card	12/144
34030	6"	Zinc	Card	6/60

SAFETY HASPS

SAFETY HASPS *continued*



Light Duty Safety Hasp

- Furnished w/ screws

CODE	SIZE	FINISH	PACKAGE	PACK	
96452	2"	Brass	Card	12/144	



Hinge Hasp Safety Hasp

- Furnished w/ screws

CODE	SIZE	FINISH	PACKAGE	PACK	
60944	3-1/2"	Zinc	Card	5/100	
60946	6"	Zinc	Card	5/50	



Double Hinge Safety Hasp

- Zinc plated steel
- Furnished w/ screws

CODE	SIZE	FINISH	PACKAGE	PACK	
60954	3-1/2"	Zinc	Card	5/100	



Single

Flexible Link Safety Hasp

- For flat, corner or 90° angle installation
- Covered fixing & staple plate
- Hardened steel
- Hardened laminated links
- Furnished w/ screws & square shoulder bolts

CODE	SIZE	HINGE	FINISH	PACKAGE	PACK	
34060	6-1/4"	Single	Chrome	Card	6/60	
96435	7-1/2"	Double	Chrome	Card	6/48	



Double



90° Angle Bar Hasp

- Conceals all screws to prevent tampering
- Zinc

CODE	HASP	FINISH	PACKAGE	PACK	
1850	4-1/4 x 3-1/8	Zinc	Card	6/48	



Straight Bar Hasp

- Thru-hardened staple

CODE	HASP	FINISH	PACKAGE	PACK	
103060	7-3/8"	Zinc	Card	6/48	



Padlock 'n Hasp Combinations

- Made of bright chromated steel to prevent rust
- Furnished w/ screws

CODE	HASP	PADLOCK	PACKAGE	PACK	
60947	3-1/2"	1-1/2"	Card	5/50	
32025	4-1/2"	1-1/2"	Card	5/50	

SAFETY HASPS *continued*



- Integral bolt
- Keyed different
- Zinc plated finish
- Brass pin tumbler cylinder
- M1 Keyway
- Furnished w/ screws & steel laminated padlock

CODE	HASP	PADLOCK	PACKAGE	PACK	
96475	4-1/2"	1-3/4"	Card	6/60	



Key Cylinder Hasp Lock

- Hasp locks w/o use of key
- Requires key to unlock
- IN8 or L1054B keyway

CODE	SIZE	FINISH	PACKAGE	PACK	
31800	3"	Chrome	Card	6/120	
31810	4"	Chrome	Card	6/96	
31815	4-1/2"	Chrome	Card	6/96	



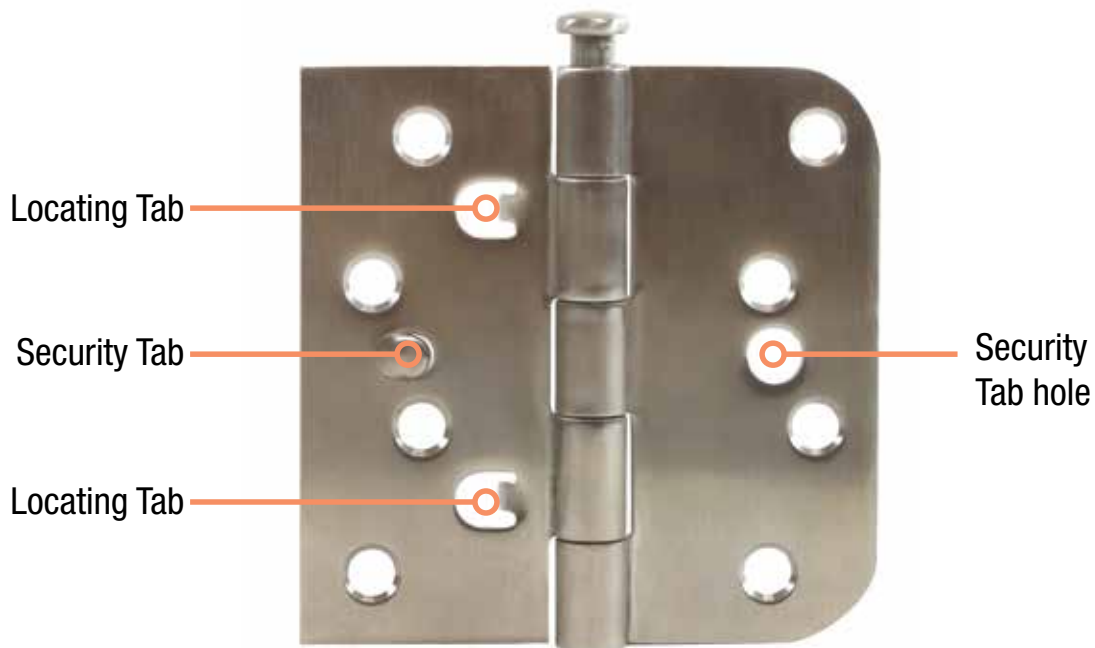
GATE LOCKING PINS

CODE	SHAPE	FINISH	PACKAGE	PACK	
PIN2	Square	Zinc	Bulk	10/72	
PIN1	Round	Zinc	Bulk	10/72	

- Square Zinc finish *or*
- Round Zinc finish

■ Hinges

From light duty, to security and locating tab, to spring, Ultra[®] Hardware has the right hinge to meet the needs of retailers, contractors, builders and OEM manufacturers. Available in traditional and contemporary finishes and package appropriately for all classes of trade, you're sure to find just the right hinge to service your market.

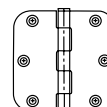


5/8" RADIUS CORNER – PLAIN BEARING

Removable Pin

- Button tip
- Furnished w/ screws
- Bulk pack

Masonite*/ Template
hole pattern



STEEL
HINGES

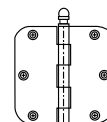
CODE	SIZE	GAUGE	PIN TYPE	FINISH	SCREWS				PACK	CASE
					QTY	SIZE	LENGTH	TYPE		
BULK										
35766	3-1/2" x 3-1/2"	2.2mm	RP	Light Bright Brass/US3SP	NONE	—	—	—	Bulk	100 Hinges
35766KIT	3-1/2" x 3-1/2"	2.2mm	RP	Light Bright Brass/US3SP	600	#9	.75	WS T17		
35766WS	3-1/2" x 3-1/2"	2.2mm	RP	Light Bright Brass/US3SP	600	#9	.75	WST17	Bulk	100
35222WS	3-1/2" x 3-1/2"	2.2mm	RP	Satin Brass/US4	600	#9	.75	WS T17	Bulk	100 Hinges
35235	3-1/2" x 3-1/2"	2.2mm	RP	Light Brass/US4B	NONE	—	—	—	Bulk	100 Hinges
35235KIT	3-1/2" x 3-1/2"	2.2mm	RP	Light Brass/US4B	600	#9	.75	WS T17		100 Hinges
35235WS	3-1/2" x 3-1/2"	2.2mm	RP	Light Brass/US4B	600	#9	.75	WST17	Bulk	100
35224	3-1/2" x 3-1/2"	2.2mm	RP	Antique Brass/US5	NONE	—	—	—	Bulk	100 Hinges
35224KIT	3-1/2" x 3-1/2"	2.2mm	RP	Antique Brass/US5	600	#9	.75	WS T17		
35224WS	3-1/2" x 3-1/2"	2.2mm	RP	Antique Brass/US5	600	#9	.75	WST17	Bulk	100
35089	3-1/2" x 3-1/2"	2.2mm	RP	Oil Rubbed Bronze/US10B	600	#9	.75	WS T17	Bulk	100 Hinges
35088WS	3-1/2" x 3-1/2"	2.2mm	RP	Satin Nickel/US15	600	#9	.75	WS T17	Bulk	100 Hinges
35440	3-1/2" x 3-1/2"	2.2mm	RP	Chrome/US26	NONE	—	—	—	Bulk	100 Hinges
35440WS	3-1/2" x 3-1/2"	2.2mm	RP	Chrome/US26	600	#9	.75	WST17	Bulk	100
35437WS	3-1/2" x 3-1/2"	2.2mm	RP	Satin Chrome/US26D	600	#9	.75	WS T17	Bulk	100 Hinges
35223	3-1/2" x 3-1/2"	2.2mm	RP	White Prime/USP	NONE	—	—	—	Bulk	100 Hinges
35223KIT1	3-1/2" x 3-1/2"	2.2mm	RP	White Prime/USP	600	#9	.75	WS T17		
35223WS	3-1/2" x 3-1/2"	2.2mm	RP	White Prime/USP	600	#9	.75	WST17	Bulk	100
35238	3-1/2" x 3-1/2"	2.2mm	RP	Pure White/USPPW	NONE	—	—	—	Bulk	100 Hinges
35765	3-1/2" x 3-1/2"	2.2mm	RP	Satin Bronze/US10A	600	#9	.75	WS T17	Bulk	100 Hinges
35302	3-1/2" x 3-1/2"	2.2mm	RP	Antique Nickel/US15A	600	#9	.75	WS T17	Bulk	100 Hinges
35764	3-1/2" x 3-1/2"	2.2mm	RP	Black/US1D	600	#9	.75	WS T17	Bulk	100 Hinges
35767	3-1/2" x 3-1/2"	2.2mm	RP	Zinc Dichromate/US2D	600	#9	.75	WS T17	Bulk	100 Hinges
34992	3-1/2" x 3-1/2"	2.2mm	RP	ORB - Copper Tint/US10BC	600	#9	.75	WS T17	Bulk	100 Hinges
35764	3-1/2" x 3-1/2"	2.2mm	RP	Black/US1D	600	#9	.75	WS T17	Bulk	100 Hinges

FINIAL PIN 5/8" RADIUS CORNER – PLAIN BEARING

Removable Pin

- Removable pin
- Finial tip
- Furnished w/ screws
- Bulk pack

Masonite*/ Template
hole pattern



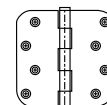
STEEL
HINGES

CODE	SIZE	GAUGE	PIN TYPE	FINISH	SCREWS				PACK	CASE
					QTY	SIZE	LENGTH	TYPE		
BULK										
35268	3-1/2" x 3-1/2"	2.2mm	RP	Finial Chrome	600	#9	.75	WS T17	Bulk	100 Hinges

5/8" RADIUS CORNER – PLAIN BEARING

Non-Removable Pin - Rivet Pin

Masonite*
hole pattern



STEEL
HINGES

CODE	SIZE	GAUGE	PIN TYPE	FINISH	SCREWS				PACK	CASE
					QTY	SIZE	LENGTH	TYPE		
34962	4" x 4"	2.5mm	NRP	Satin Nickel/US15	800	#10	3/4"	WS T17	Bulk	100
34963	4" x 4"	2.5mm	NRP	Dull Chrome/US26D	800	#10	1"	WS T17	Bulk	100
34965	4" x 4"	2.2mm	NRP	Oil Rubbed Bronze/US10B	800	#10	1"	WS T17	Bulk	100

*The following registered trade name or trade mark is not owned, associated with or connected in any way with World and Main and is used herein for illustrative purposes only.

5/8" RADIUS CORNER – PLAIN BEARING

Removable Pin

- Box pack
- Button tip
- Furnished w/ screws

Masonite* / Template
hole pattern

STEEL
HINGES



CODE	SIZE	GAUGE	PIN TYPE	FINISH	SCREWS				PACK	INNER	MASTER
					QTY	SIZE	LENGTH	TYPE			
CLAMSHELL											
35107	3-1/2" x 3-1/2"	2.2mm	RP	Brass/US3					1/Clam	10	100
35109	3-1/2" x 3-1/2"	2.2mm	RP	Oil Rubbed Bronze/US10B	6	#9	.75	WS T17	1/Clam	10	100
35111	3-1/2" x 3-1/2"	2.2mm	RP	Satin Nickel/US15	6	#9	.75	WS T17	1/Clam	10	100
35106	3-1/2" x 3-1/2"	2.2mm	RP	Antique Pewter/US17A	6	#9	.75	WS T17	1/Clam	10	100
35108	3-1/2" x 3-1/2"	2.2mm	RP	Chrome/US26	6	#9	.75	WS T17	1/Clam	10	100
35110	3-1/2" x 3-1/2"	2.2mm	RP	Satin Chrome/US26D	6	#9	.75	WS T17	1/Clam	10	100
BOX											
96615	3" x 3"	2.0mm	RP	Satin Brass/US4	12	#9	.75	WS T17	2/Box	1	10
35770	3-1/2" x 3-1/2"	2.2mm	RP	Polished Brass/US3	12	#9	.75	WS T17	2/Box	1	25
35226	3-1/2" x 3-1/2"	2.2mm	RP	Polished Brass/US3	12	#9	.75	WS T17	2/Box	1	25
35220	3-1/2" x 3-1/2"	2.2mm	RP	Satin Brass/US4	12	#9	.75	WS T17	2/Box	1	25
35041	3-1/2" x 3-1/2"	2.2mm	RP	Oil Rubbed Bronze/US10B	12	#9	.75	WS T17	2/Box	1	25
35054	3-1/2" x 3-1/2"	2.2mm	RP	Nickel/US14	12	#9	.75	WS T17	2/Box	1	25
35042	3-1/2" x 3-1/2"	2.2mm	RP	Satin Nickel/US15	12	#9	.75	WS T17	2/Box	1	25
35043	3-1/2" x 3-1/2"	2.2mm	RP	Antique Nickel/US15A	12	#9	.75	WS T17	2/Box	1	25
35229	3-1/2" x 3-1/2"	2.2mm	RP	Flat Black/US19	12	#9	.75	WS T17	2/Box	1	50
35044	3-1/2" x 3-1/2"	2.2mm	RP	Chrome/US26	12	#9	.75	WS T17	2/Box	1	25
61740	3-1/2" x 3-1/2"	2.2mm	RP	Polished Brass/US3	18	#9	.75	WS T17	3/Box**	10	30
61742	3-1/2" x 3-1/2"	2.2mm	RP	Oil Rubbed Bronze/US10B	18	#9	.75	WS T17	3/Box**	10	30
61741	3-1/2" x 3-1/2"	2.2mm	RP	Satin Nickel/US15	18	#9	.75	WS T17	3/Box**	10	30

5/8" RADIUS CORNER – PLAIN BEARING

Non-Removable Pin - Set Screw

Masonite*
hole pattern

STEEL
HINGES



CODE	SIZE	GAUGE	PIN TYPE	FINISH	SCREWS				PACK	CASE
					QTY	SIZE	LENGTH	TYPE		
35428KIT	4" x 4"	2.2mm	NRP	Satin Brass/US4	NONE	#10	.75	WS T17	Bulk	100
35428	4" x 4"	2.2mm	NRP	Satin Brass/US4	NONE	—	—	—	Bulk	100
35428WS	4" x 4"	2.2mm	NRP	Satin Brass/US4	800	#10	.75	WST17	Bulk	100
35425KIT	4" x 4"	2.2mm	NRP	White Prime/USP	NONE	#10	.75	WS T17	Bulk	100
35425	4" x 4"	2.2mm	NRP	White Prime/USP	NONE	—	—	—	Bulk	100
35425WS	4" x 4"	2.2mm	NRP	White Prime/USP	800	#10	.75	WST17	Bulk	100

** Packed in cut cases

5/8" RADIUS CORNER – PLAIN BEARING

Removable Pin

- Button tip
- Furnished w/ screws

Masonite*
hole pattern

STEEL
HINGES



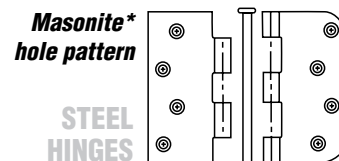
CODE	SIZE	GAUGE	PIN TYPE	FINISH	SCREWS				PACK	CASE	MASTER
					QTY	SIZE	LENGTH	TYPE			
CLAMSHELL											
35112	4" x 4"	2.5mm	RP	Brass/US3	8	#10	1	WS T17	1/Clam	10	100
35114	4" x 4"	2.5mm	RP	Oil Rubbed Bronze/US10B	8	#10	1	WS T17	1/Clam	10	100
35116	4" x 4"	2.5mm	RP	Satin Nickel/US15	8	#10	1	WS T17	1/Clam	10	100
35117	4" x 4"	2.5mm	RP	Antique Pewter/US15A	8	#10	1	WS T17	1/Clam	10	100
35113	4" x 4"	2.5mm	RP	Chrome/US26	8	#10	1	WS T17	1/Clam	10	100
35115	4" x 4"	2.5mm	RP	Satin Chrome/US26D	8	#10	1	WS T17	1/Clam	10	100
BULK											
35410	4" x 4"	2.5mm	RP	Polished Brass/US3	NONE	—	—	—	Bulk	—	—
35419	4" x 4"	2.2mm	RP	White Prime/USP	NONE	—	—	—	Bulk	—	—
35419KIT	4" x 4"	2.2mm	RP	White Prime/USP	800	#10	.75	WS T17	Bulk	—	100 EA
35053	4" x 4"	2.5mm	RP	Brushed Chrome/US26D	800	#10	1	WS T17	Bulk	—	100 EA
35221	4" x 4"	2.5mm	RP	Satin Brass/US4	800	#10	.75	WS T17	Bulk	—	100 EA
35413	4" x 4"	2.5mm	RP	Zinc/US2D	800	#10	.75	WS T17	Bulk	—	100 EA
35500	4" x 4"	2.5mm	RP	Antique Brass/US5	800	#10	.75	WS T17	Bulk	—	100 EA
35501	4" x 4"	2.5mm	RP	Satin Bronze/US10A	800	#10	.75	WS T17	Bulk	—	100 EA
35502	4" x 4"	2.5mm	RP	Oil Rubbed Bronze/US10B	800	#10	.75	WS T17	Bulk	—	100 EA
35503	4" x 4"	2.5mm	RP	Antique Nickel/US15A	800	#10	.75	WS T17	Bulk	—	100 EA
35504	4" x 4"	2.5mm	RP	Black/US1D	800	#10	.75	WS T17	Bulk	—	100 EA
34993	4" x 4"	2.5mm	RP	ORB - Copper Tint/US10BC	800	#10	.75	WS T17	Bulk	—	100 EA
34999	4" x 4"	2.5mm	RP	Pure White/USPPW	800	#10	.75	WS T17	Bulk	—	100 EA
35505	4" x 4"	2.5mm	RP	Chrome/US26	800	#10	.75	WS T17	Bulk	—	100 EA
34964	4" x 4"	2.5mm	RP	Satin Nickel/US15	800	#10	1	WS T17	Bulk	—	100 EA
35225	4" x 4"	2.2mm	RP	Satin Brass/US4	16	#10	1	WS T17	2/Box	1	25
35051	4" x 4"	2.5mm	RP	Stainless Steel/US32D	16	#10	1	WS T17	2/Box	1	25
35228	4" x 4"	2.2mm	RP	Polished Brass/US3	16	#10	1	WS T17	2/Box	1	50
35771	4" x 4"	2.5mm	RP	Polished Brass/US3	16	#10	1	WS T17	2/Box	1	25
35791	4" x 4"	2.5mm	RP	Light Btt3SP	16	#10	1	WS T17	2/Box	1	25
35047	4" x 4"	2.5mm	RP	Oil Rubbed Bronze/US10B	16	#10	1	WS T17	2/Box	1	25
35048	4" x 4"	2.5mm	RP	Satin Nickel/US15	16	#10	1	WS T17	2/Box	1	25
35049	4" x 4"	2.5mm	RP	Antique Nickel/US15A	16	#10	1	WS T17	2/Box	1	25
35050	4" x 4"	2.5mm	RP	Polished Chrome/US26	16	#10	1	WS T17	2/Box	1	25
35052	4" x 4"	2.5mm	RP	Satin Chrome/US26D	16	#10	1	WS T17	2/Box	1	25
61750	4" x 4"	2.5mm	RP	Polished Brass/US3	24	#10	1	WS T17	3/Box	5	20
61753	4" x 4"	2.5mm	RP	Antique Brass/US5	24	#10	1	WS T17	3/Box	5	20
61755	4" x 4"	2.5mm	RP	Antique Nickel/US15A	24	#10	1	WS T17	3/Box	5	20
61752	4" x 4"	2.5mm	RP	Oil Rubbed Bronze/US10B	24	#10	1	WS T17	3/Box	5	20
61754	4" x 4"	2.5mm	RP	Chrome/US26	24	#10	1	WS T17	3/Box	5	20
61751	4" x 4"	2.5mm	RP	Satin Nickel/US15	24	#10	1	WS T17	3/Box	5	20
61756	4" x 4"	2.5mm	RP	White	24	#10	1	WS T17	3/Box	5	20

*The following registered trade name or trade mark is not owned, associated with or connected in any way with World and Main and is used herein for illustrative purposes only.

5/8" RADIUS & SQUARE CORNER – PLAIN BEARING

Unassembled

- Button tip
- Furnished w/ screws

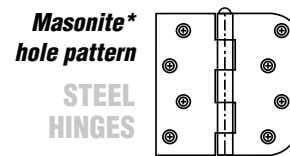


CODE	SIZE	GAUGE	PIN TYPE	FINISH	SCREWS				PACK	CASE
					QTY	SIZE	LENGTH	TYPE		
35416	4" x 4"	2.5mm	RP	Primed/USPW	800	#10	1	WS T17	Bulk	100
35734	4" x 4"	2.5mm	RP	Polished Brass/US3	800	#10	1	WS T17	Bulk	100
35732	4" x 4"	2.5mm	RP	Oil Rubbed Bronze/US10B	800	#10	1	WS T17	Bulk	100
35733R1	4" x 4"	2.5mm	RP	Satin Nickel/US15	400	#10	1	WS T17	Bulk	100
					400	#10	.75	WST17		
35737	4" x 4"	2.5mm	RP	Chrome/US26	800	#10	1	WS T17	Bulk	100
34995	4" x 4"	2.5mm	RP	ORB - Copper Tint/US10BC	400	#10	1	WS T17	Bulk	100
35961	4" x 4"	2.5mm	RP	Pure White/USPPW	400	#10	.75	WST17	Bulk	100
35776R1	4" x 4.25"	2.5mm	RP	Satin Nickel/US15	400	#10	1	WS T17	Bulk	100
					400	#10	.75	WST17		
35778	4" x 4.25"	2.5mm	RP	Oil Rubbed Bronze/US10B	400	#10	.75	WST17	Bulk	100
35962	4" x 4.25"	2.5mm	RP	Pure White/USPPW	400	#10	1	WS T17	Bulk	100
34996	4" x 4.25"	2.5mm	RP	ORB - Copper Tint/US10BC	400	#10	.75	WST17	Bulk	100

5/8" RADIUS & SQUARE CORNER – PLAIN BEARING

Non-Removable Pin - Riveted Pin

- Furnished w/ screws

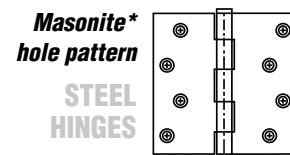


CODE	SIZE	GAUGE	PIN TYPE	FINISH	SCREWS				PACK	CASE
					QTY	SIZE	LENGTH	TYPE		
34959	4" x 4"	2.5mm	NRP RIV	Satin Nickel/US15	800	#10	1	WS T17	Bulk	100
34961	4" x 4"	2.5mm	NRP RIV	Satin Chrome/US26D	800	#10	1	WS T17	Bulk	100
35014	4" x 4"	2.5mm	NRP RIV	Primed/USPPW	800	#10	1	WS T17	Bulk	100
34988	4" x 4"	2.5mm	NRP RIV	Oil Rubbed Bronze/US10B	800	#10	1	WS T17	Bulk	100
98733	4" x 4.25"	2.5mm	NRP RIV	Satin Nickel/US15	800	#10	1	WS T17	Bulk	100
98735	4" x 4.25"	2.5mm	NRP RIV	Oil Rubbed Bronze/US10B	800	#10	1	WS T17	Bulk	100

SQUARE CORNER – PLAIN BEARING

Removable Pin

- Button tip
- Furnished w/ screws



CODE	SIZE	GAUGE	PIN TYPE	FINISH	SCREWS				PACK	CASE
					QTY	SIZE	LENGTH	TYPE		
BOX										
35215	4" x 4"	2.2mm	RP	Satin Brass/US4	8	#10	.75	WS T17	2/Box	25
60804	4" x 4"	2.2mm	RP	Polished Brass/US3	8	#10	.75	WS T17	2/Box	25

SQUARE CORNER – PLAIN BEARING

Removable Pin

- Masonite** hole pattern
- Button tip
- Furnished w/screws

STEEL
HINGES




CODE	SIZE	GAUGE	PIN TYPE	FINISH	SCREWS				PACKAGE	PACK	
					QTY	SIZE	LENGTH	TYPE			
CLAMSHELL											
35066	4" x 4"	2.5mm	RP	Brass/US3	8	#10	1	WS T17	1/Clam	10/100	
35069	4" x 4"	2.5mm	RP	Satin Chrome/US26D	8	#10	1	WS T17	1/Clam	10/100	
35070	4" x 4"	2.5mm	RP	Satin Nickel/US15	8	#10	1	WS T17	1/Clam	10/100	
35071	4" x 4"	2.5mm	RP	Antique Pewter/US17A	8	#10	1	WS T17	1/Clam	10/100	
CARD											
60909	4" x 4"	2.2mm	RP	Brass/US3	8	#10	1	WS	1/Card	5/60	
60910	4" x 4"	2.2mm	RP	Antique Brass/US5	8	#10	1	WS	1/Card	5/60	
60920	4" x 4"	2.2mm	RP	Zinc/US2	8	#10	1	WS	1/Card	5/60	
BOX											
35215	4" x 4"	2.2mm	RP	Satin Brass/US4	8	#10	0.75	WS T17	2/Box	—/25	
60804	4" x 4"	2.2mm	RP	Bright Brass/US3	8	#10	0.75	WS T17	2/Box	—/25	

5/8" RADIUS & SQUARE CORNER – PLAIN BEARING

Removable Pin

- Button tip
- Furnished w/ screws
- Locating tab
- Security tab
- Unassembled

*Therma Tru**
hole pattern



STEEL
HINGES

CODE	SIZE	GAUGE	PIN TYPE	FINISH	SCREWS				PACK	CASE	
					QTY	SIZE	LENGTH	TYPE			
34984	4" x 4"	2.5mm	RP	Satin Nickel/US15	8	#10	1	WS T17	Bulk	100	
34985	4" x 4"	2.5mm	RP	Oil Rubbed Bronze/US10B	8	#10	1	WS T17	Bulk	100	
34986	4" x 4"	2.5mm	RP	Bright Satin Brass/US4B	8	#10	1	WS T17	Bulk	100	
34987	4" x 4"	2.5mm	RP	Stainless Steel/US32D	8	#10	1	WS T17	Bulk	100	
35965	4" x 4"	2.5mm	RP	Pure White/USPPW	8	#10	1	WS T17	Bulk	100	
35966	4" x 4"	2.5mm	RP	ORB - Copper Tint /US10BC	8	#10	1	WS T17	Bulk	100	

SPECIALTY SQUARE CORNER – PLAIN BEARING

- Button tip
- Square radius = unassembled
- Furnished w/ 400 #10 x .75" & 400 #10 x 1" WS T17 screws

*Masonite**
hole pattern



		CODE	SIZE	GAUGE	PIN TYPE	FINISH	PACK	CASE	
Security TAB		RADIUS RADIUS							
		34966	4" x 4"	2.5mm	RP	Satin Nickel/US15	Bulk	100	
		34967	4" x 4"	2.5mm	RP	Oil Rubbed Bronze/US10B	Bulk	100	
		34994	4" x 4"	2.5mm	RP	ORB - Copper Tint/US10BC	Bulk	100	
		35960	4" x 4"	2.5mm	RP	Pure White/USPPW	Bulk	100	
		RADIUS SQUARE							
		34968	4" x 4"	2.5mm	RP	Satin Nickel/US15	Bulk	100	
		34969	4" x 4"	2.5mm	RP	Oil Rubbed Bronze/US10B	Bulk	100	
		34997	4" x 4"	2.5mm	RP	ORB - Copper Tint/US10BC	Bulk	100	
		35963	4" x 4"	2.5mm	RP	Pure White/USPPW	Bulk	100	
		34970	4" x 4.25"	2.5mm	RP	Satin Nickel/US15	Bulk	100	
		34971	4" x 4.25"	2.5mm	RP	Oil Rubbed Bronze/US10B	Bulk	100	
		34998	4" x 4.25"	2.5mm	RP	ORB - Copper Tint/US10BC	Bulk	100	
	Locating TAB		34972	4" x 4"	2.5mm	RP	Satin Nickel/US15	Bulk	100
34973			4" x 4"	2.5mm	RP	Oil Rubbed Bronze/US10B	Bulk	100	
34974			4" x 4.25"	2.5mm	RP	Satin Nickel/US15	Bulk	100	
34975			4" x 4.25"	2.5mm	RP	Oil Rubbed Bronze/US10B	Bulk	100	
34980			4" x 4"	2.5mm	NRP	Satin Nickel/US15	Bulk	100	
34981			4" x 4"	2.5mm	NRP	Oil Rubbed Bronze/US10B	Bulk	100	
34982			4" x 4.25"	2.5mm	NRP	Satin Nickel/US15	Bulk	100	
34983			4" x 4.25"	2.5mm	NRP	Oil Rubbed Bronze/US10B	Bulk	100	
Locating & Security TAB		34976	4" x 4"	2.5mm	RP	Satin Nickel/US15	Bulk	100	
		34977	4" x 4"	2.5mm	RP	Oil Rubbed Bronze/US10B	Bulk	100	
		34989	4" x 4"	2.5mm	RP	Pure White/USPPW	Bulk	100	
		34990	4" x 4"	2.5mm	RP	ORB - Copper Tint/US10BC	Bulk	100	
		34978	4" x 4.25"	2.5mm	RP	Satin Nickel/US15	Bulk	100	
		34979	4" x 4.25"	2.5mm	RP	Oil Rubbed Bronze/US10B	Bulk	100	
		34991	4" x 4.25"	2.5mm	RP	ORB - Copper Tint/US10BC	Bulk	100	

*The following registered trade name or trade mark is not owned, associated with or connected in any way with World and Main and is used herein for illustrative purposes only.

HINGE SCREWS

- All screws sold in bulk box quantities



	#9 X 3/4" WOOD T17	#9 X 3/4" WOOD T17	#9 X 1" WOOD T17	#10 X 3/4" WOOD T17	#10 X 1" WOOD T17	#10 X 3" WOOD T17	#10-24X1/2" MACHINE UNDERCUT HEAD
Quantity / Box	600	800	800	800	800	600	800
OIL RUBBED BRONZE / US10B	98282	64983	64988	65021	65013	65041R1	65070
SATIN NICKEL US15	98281	64982	64989	65020	65014	65042R1	65038
POLISHED CHROME US26	64956	—	64990	65009	65015	—	64998
DULL CHROME US26D	64595	—	64991	65011	65016	65025R1	64999
ZINC DICHROMATE US2D	64954	—	64985	65032	65017	—	65039
POLISHED BRASS / US3	64953	—	64599	65031	65018	—	65003
SATIN BRASS US4	64952	—	64986	65030	65019	—	65004
ANTIQUE BRASS/ US5	64958	—	64987	65012	65022	—	65006
PRIME PURE WHITE USPPW	64994	64984	64993	65044	65023	—	65007
PRIME USPW	64955	—	64992	65033	65034	65024R1	65008

*The following registered trade name or trade mark is not owned, associated with or connected in any way with World and Main and is used herein for illustrative purposes only.


SQUARE CORNER – PLAIN BEARING

Removable Pin

- Button tip
- Furnished w/ screws

Template
hole pattern

STEEL
HINGES



CODE	SIZE	GAUGE	PIN TYPE	FINISH	SCREWS				PACK	INNER	MASTER
					QTY	SIZE	LENGTH	TYPE			
CLAMSHELL											
35061	3-1/2" x 3-1/2"	2.2mm	RP	Brass/US3	6	#9	0.75	WS T17	1/Clam	10	100
35062	3-1/2" x 3-1/2"	2.2mm	RP	Chrome/US26	6	#9	0.75	WS T17	1/Clam	10	100
35064	3-1/2" x 3-1/2"	2.2mm	RP	Satin Chrome/US26D	6	#9	0.75	WS T17	1/Clam	10	100
35063	3-1/2" x 3-1/2"	2.2mm	RP	Oil Rubbed Bronze/US10B	6	#9	0.75	WS T17	1/Clam	10	100
35065	3-1/2" x 3-1/2"	2.2mm	RP	Satin Nickel/US15	6	#9	0.75	WS T17	1/Clam	10	100
CARD											
60918	3" x 3"	2.0mm	RP	Zinc/US2	6	#9	0.75	WS	1/Card	5	60
60906	3" x 3"	2.0mm	RP	Satin Brass/US4	6	#9	0.75	WS	1/Card	5	60
60907	3-1/2" x 3-1/2"	2.2mm	RP	Satin Brass/US4	6	#9	0.75	WS	1/Card	5	60
60908	3-1/2" x 3-1/2"	2.2mm	RP	Antique Brass/US5	6	#9	0.75	WS	1/Card	5	60
60919	3-1/2" x 3-1/2"	2.2mm	RP	Zinc/US2	6	#9	0.75	WS	1/Card	5	60
BOX											
35200	3" x 3"	2.0mm	RP	Satin Brass/US4	12	#9	.75	WS T17	2/Box	—	25
60802	3-1/2" x 3-1/2"	2.2mm	RP	Polished Brass/US3	12	#9	.75	WS T17	2/Box	—	25
35210	3-1/2" x 3-1/2"	2.2mm	RP	Satin Brass/US4	12	#9	.75	WS T17	2/Box	—	25
35251	4-1/2" x 4-1/2"	3.4mm	RP	Dull Chrome/US26D	24	#12	1.25	WS	3/Box	1	12
					24	#12-24	.5	MS			
35252	4-1/2" x 4-1/2"	3.4mm	RP	Grey Primed/USP	24	#12	1.25	WS	3/Box	6	12
					24	#12-24	.5	MS			

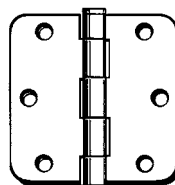
1/4" RADIUS CORNER – PLAIN BEARING

Removable Pin

- Button tip
- Furnished w/ screws

Masonite*
template
hole pattern

STEEL
HINGES



Masonite*
hole
pattern

CODE	SIZE	GAUGE	PIN TYPE	FINISH	SCREWS				PACK	INNER	MASTER
					QTY	SIZE	LENGTH	TYPE			
CARD											
61015	3" x 3"	2.2mm	RP	Satin Brass/US4	6	#9	0.75	WS T17	1/Card	5	60
60796	3-1/2" x 3-1/2"	2.2mm	RP	Satin Brass/US4	6	#9	0.75	WS T17	1/Card	5	60
61012	3-1/2" x 3-1/2"	2.2mm	RP	Brass/US3	6	#9	0.75	WS T17	1/Card	5	60
61013	4" x 4"	2.2mm	RP	Brass/US3	8	#9	0.75	WS T17	1/Card	5	60
BOX											
35217	3-1/2" x 3-1/2"	2.2mm	RP	Satin Brass/US4	12	#9	.75	WS T17	2/Box	—	25
62134	3-1/2" x 3-1/2"	2.2mm	RP	Oil Rubbed Bronze/US10B	12	#9	.75	WS T17	2/Box	5	50
62130	3-1/2" x 3-1/2"	2.2mm	RP	Satin Nickel/US15	12	#9	.75	WS T17	2/Box	5	50
35219	4" x 4"	2.2mm	RP	Satin Brass/US4	16	#10	.75	WS T17	2/Box	—	50
62132	4" x 4"	2.2mm	RP	Satin Nickel/US15	16	#10	.75	WS T17	2/Box	5	50


SQUARE CORNER – PLAIN BEARING

Non-Removable Pin - Set Screw

- Furnished w/ screws

Template
hole pattern

STEEL
HINGES




CODE	SIZE	GAUGE	PIN TYPE	FINISH	SCREWS				PACK	INNER	MASTER
					QTY	SIZE	LENGTH	TYPE			
BOX											
35212	3-1/2" x 3-1/2"	2.2mm	NRP SS	Satin Brass/US4	12	#9	.75	WS T17	2/Box	1	50
35151	4-1/2" x 4-1/2"	3.4mm	NRP SS	Satin Chrome/US26D	24	#12	1.25	WS	3/Box	6	12
					24	#12-24	.5	MS			
35152	4-1/2" x 4-1/2"	3.4mm	NRP SS	Grey Primed/USP	24	#12	1.25	WS	3/Box	6	12
					24	#12-24	.5	MS			

SQUARE CORNER – PLAIN BEARING

- Button tip
- Furnished w/ screws

Template
hole pattern

STEEL
HINGES



CODE	SIZE	GAUGE	PIN TYPE	FINISH	SCREWS				PACK	INNER	MASTER
					QTY	SIZE	LENGTH	TYPE			
BOX											
35214	4" x 4"	2.2mm	NRP SS	Satin Brass/US4	16	#9	.75	WS T17	2/Box	1	50
POLYBAG											
61018	3-1/2" x 3-1/2"	2.2mm	NRP RIV	Zinc/US2	12	#9	.75	WS T17	2/Poly	5	50
61019	4" x 4"	2.2mm	NRP RIV	Zinc/US2	16	#9	1	WS T17	2/Poly	5	50

Galvanized – All Weather

SQUARE CORNER – PLAIN BEARING

Removable Pin

- Masonite** hole pattern
- Button tip
- Furnished w/ screws

STEEL
HINGES



CODE	SIZE	GAUGE	PIN TYPE	FINISH	SCREWS				PACKAGE	PACK
					QTY	SIZE	LENGTH	TYPE		
CARD										
61030	3" x 3"	2.0mm	RP	Galvanized/US2H	6	#9	0.75	WST17	1/Card	5/25
61031	3-1/2" x 3-1/2"	2.2mm	RP	Galvanized/US2H	6	#9	0.75	WST17	1/Card	5/25
61032	4" x 4"	2.2mm	RP	Galvanized/US2H	8	#10	0.75	WST17	1/Card	5/25
BOX										
61058	4" x 4"	2.2mm	RP	Galvanized/US2H	16	#10	0.75	WST17	2/Box	5

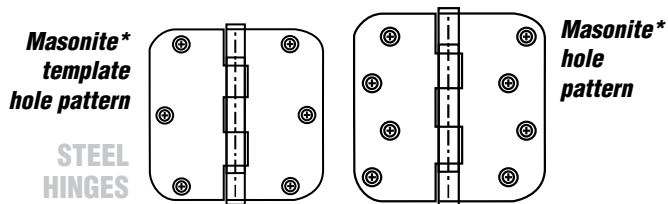
*The following registered trade name or trade mark is not owned, associated with or connected in any way with World and Main and is used herein for illustrative purposes only.

Ball Bearing

5/8" RADIUS CORNER – BALL BEARING

Removable Pin

- Button tip
- Furnished w/ screws

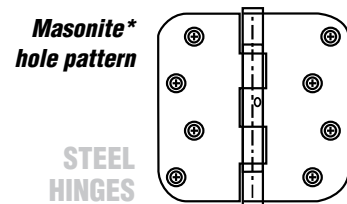


CODE	SIZE	GAUGE	PIN TYPE	FINISH	SCREWS				PACK	INNER	MASTER
					QTY	SIZE	LENGTH	TYPE			
35769	3-1/2" x 3-1/2"	2.2mm	RP	Polished Brass/US3	12	#9	.75	WS T17	2/Box		25
98372	3-1/2" x 3-1/2"	2.2mm	RP	Satin Brass/US4	12	#9	.75	WS T17	2/Box		25
98373	3-1/2" x 3-1/2"	2.2mm	RP	Antique Brass/US5	12	#9	.75	WS T17	2/Box		25
98374	3-1/2" x 3-1/2"	2.2mm	RP	Oil Rubbed Bronze/US10B	12	#9	.75	WS T17	2/Box		25
98375	3-1/2" x 3-1/2"	2.2mm	RP	Satin Nickel/US15	12	#9	.75	WS T17	2/Box		25
98376	3-1/2" x 3-1/2"	2.2mm	RP	Chrome/US26	12	#9	.75	WS T17	2/Box		25
98377	3-1/2" x 3-1/2"	2.2mm	RP	Brush Chrome/US26D	12	#9	.75	WS T17	2/Box		25
98384	4" x 4"	2.5mm	RP	Satin Brass/US4	16	#9	.75	WS T17	2/Box		25
98385	4" x 4"	2.5mm	RP	Antique Brass/US5	16	#9	.75	WS T17	2/Box		25
98386	4" x 4"	2.5mm	RP	Oil Rubbed Bronze/US10B	16	#9	.75	WS T17	2/Box		25
98387	4" x 4"	2.5mm	RP	Satin Nickel/US15	16	#9	.75	WS T17	2/Box		25
98388	4" x 4"	2.5mm	RP	Chrome/US26	16	#9	.75	WS T17	2/Box		25
98389	4" x 4"	2.5mm	RP	Brush Chrome/US26D	16	#9	.75	WS T17	2/Box		25

5/8" RADIUS CORNER – BALL BEARING

Non-Removable Pin - Set Screw

- Button tip
- Furnished w/ screws



CODE	SIZE	GAUGE	PIN TYPE	FINISH	SCREWS				PACK	INNER	MASTER
					QTY	SIZE	LENGTH	TYPE			
98356	4" x 4"	2.5mm	NRP	Satin Brass/US4	16	#9	0.75	WS T17	2/Box		25
98357	4" x 4"	2.5mm	NRP	Antique Brass/US5	16	#9	0.75	WS T17	2/Box		25
98358	4" x 4"	2.5mm	NRP	Oil Rubbed Bronze/US10B	16	#9	0.75	WS T17	2/Box		25
98359	4" x 4"	2.5mm	NRP	Satin Nickel/US15	16	#9	0.75	WS T17	2/Box		25
98524	4" x 4"	2.5mm	NRP	Chrome/US26	16	#9	0.75	WS T17	2/Box		25
98728	4" x 4"	2.5mm	NRP	Brush Chrome/US26D	16	#9	0.75	WS T17	2/Box		25

*The following registered trade name or trade mark is not owned, associated with or connected in any way with World and Main and is used herein for illustrative purposes only.

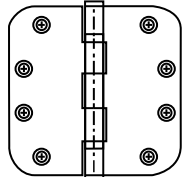
Ball Bearing

5/8" RADIUS CORNER – BALL BEARING

- Button tip
- Furnished w/ screws

*Template
hole pattern*

**STEEL
HINGES**



CODE	SIZE	GAUGE	PIN TYPE	FINISH	SCREWS				PACK	INNER	MASTER	
					QTY	SIZE	LENGTH	TYPE				
35347	4" x 4"	3.3mm	RP	Polished Brass/US3	16	#12	1	WS T17	2/Box	6	24	
					16	#12-24	.5	MS				

SQUARE CORNER – BALL BEARING

Non-Removable Pin - Set Screw

- Button tip
- Furnished w/ screws

*Template
hole pattern*

**STEEL
HINGES**



CODE	SIZE	GAUGE	PIN TYPE	FINISH	SCREWS				PACK	INNER	MASTER	
					QTY	SIZE	LENGTH	TYPE				
35182	4-1/2" x 4-1/2"	3.4mm	NRP	Satin Chrome/US26D	24	#12	1.25	WS T17	3/Box	6	12	
					24	#12-24	.5	MS				
35153	4-1/2" x 4-1/2"	3.4mm	NRP	Grey Primed/USP	24	#12	1.25	WS T17	3/Box	6	12	
					24	#12-24	.5	MS				

SQUARE CORNER – BALL BEARING

Removable Pin

- Button tip
- Furnished w/ screws

*Template
hole pattern*

**STEEL
HINGES**



CODE	SIZE	GAUGE	PIN TYPE	FINISH	SCREWS				PACK	INNER	MASTER	
					QTY	SIZE	LENGTH	TYPE				
35282	4-1/2" x 4-1/2"	3.4mm	RP	Satin Chrome/US26D	24	#12	1.25	WS T17	3/Box	6	12	
					24	#12-24	.5	MS				
35283	4-1/2" x 4-1/2"	3.4mm	RP	Polished Chrome/US26	24	#12	1.25	WS T17	3/Box	6	12	
					24	#12-24	.5	MS				
35253	4-1/2" x 4-1/2"	3.4mm	RP	Grey Primed/USP	24	#12	1.25	WS T17	3/Box	6	12	
					24	#12-24	.5	MS				

*The following registered trade name or trade mark is not owned, associated with or connected in any way with World and Main and is used herein for illustrative purposes only.

Spring Hinges

5/8" RADIUS – SPRING HINGES

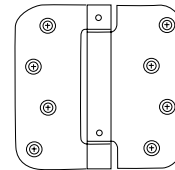
Self Closing – UL Listed

- Furnished w/ adjustable wrench, tension pins & screws

Screws: 8 - #10 x 1", WS T17; 8 - #9 x 1", WS T17; 8 - #10 -24 x .5" MS Under Cut Head
8 - #10 -24 x .5" MS #9 Flat Under Cut Head

Masonite*
hole pattern

STEEL
HINGES



CODE	SIZE	GAUGE	PIN TYPE	FINISH	SCREWS				PACK	IN- NER	MASTER
					QTY	SIZE	LENGTH	TYPE			
35385R1	4" x 4"	2.5mm	NRP	Polished Brass/US3	Screws Listed in Description				2/Box	6	24
35391R1	4" x 4"	2.5mm	NRP	Oil Rubbed Bronze/US10B					2/Box	6	24
35389R1	4" x 4"	2.5mm	NRP	Satin Nickel/US15					2/Box	6	24
35386R1	4" x 4"	2.5mm	NRP	Satin Chrome/US26D					2/Box	6	24
35356R1	4" x 4"	2.5mm	NRP	White Prime/USPW					2/Box	6	24
97474R1	4" x 4"	2.5mm	NRP	Grey Primed/USP					2/Box	6	24
35355	4" x 4"	2.5mm	NRP	Zinc/US2D					2/Box		

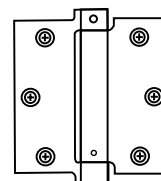
SQUARE CORNER – SPRING HINGES

Self Closing – UL Listed

- Reversible for right & left hand application
- Furnished w/ adjustable wrench
- Tension pins & screws

Template
hole pattern

STEEL
HINGES



CODE	SIZE	GAUGE	PIN TYPE	FINISH	SCREWS				PACK	INNER	MASTER
					QTY	SIZE	LENGTH	TYPE			
35341R1	3-1/2" x 3-1/2"	2.5mm	NRP	Satin Brass/US4	12	#10	1	WS T17	2/Box	6	24
					12	#10-24	.5	MS UH			
35336R1	3-1/2" x 3-1/2"	2.5mm	NRP	Satin Chrome/US26D	12	#10	1	WS T17	2/Box	6	24
					12	#10-24	.5	MS UH			
35343R1	4" x 4"	3.3mm	NRP	Polished Brass/US3	16	#12	1	WS T17	2/Box	6	24
					16	#12-24	.5	MS UH			
35342R1	4" x 4"	3.3mm	NRP	Satin Brass/US4	16	#12	1	WS T17	2/Box	6	24
					16	#12-24	.5	MS UH			
35337R1	4" x 4"	3.3mm	NRP	Satin Chrome/US26D	16	#12	1	WS T17	2/Box	6	24
					16	#12-24	.5	MS UH			
35345R1	4-1/2" x 4-1/2"	3.4mm	NRP	Polished Brass/US3	16	#12	1.25	WS T17	2/Box	6	12
					16	#12-24	.5	MS UH			
35344R1	4-1/2" x 4-1/2"	3.4mm	NRP	Satin Brass/US4	16	#12	1.25	WS T17	2/Box	6	12
					16	#12-24	.5	MS UH			
35338R1	4-1/2" x 4-1/2"	3.4mm	NRP	Satin Chrome/US26D	16	#12	1.25	WS T17	2/Box	6	12
					16	#12-24	.5	MS UH			
35340R1	4-1/2" x 4-1/2"	3.4mm	NRP	Grey Primed/USP	16	#12	1.25	WS T17	2/Box	6	12
					16	#12-24	.5	MS UH			
35339	4-1/2" x 4-1/2"	3.4mm	NRP	Dull Chrome/US26D	24	#12	1.25	WS T17	3/Box	4	8
					24	#12-24	.5	MS UH			
35335	4-1/2" x 4-1/2"	3.4mm	NRP	Polished Chrome/US26	24	#12	1.25	WS T17	3/Box	4	5
					24	#12-24	.5	MS UH			

*The following registered trade name or trade mark is not owned, associated with or connected in any way with World and Main and is used herein for illustrative purposes only.

5/8" RADIUS & SQUARE CORNER – SPRING HINGES

Self Closing – UL Listed

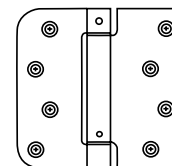
- Furnished w/ adjustable wrench
- Tension pins & screws

Screws: 8 - #10 x 1", WS T17; 8 - #9 x 1", WS T17; 8 - #10 -24 x .5" MS Under Cut Head;

8 - #10 -24 x .5" MS #9 Flat Under Cut Head

Masonite*
hole pattern

STEEL
HINGES



CODE	SIZE	GAUGE	PIN TYPE	FINISH	SCREWS				PACK	INNER	MASTER
					QTY	SIZE	LENGTH	TYPE			
35352R1	4" x 4"	2.5mm	NRP	White Prime/USP	Screws Listed in Description				2/Box	6	24
132889	4" x 4"	2.5mm	NRP	Satin Nickel/US15	Screws Listed in Description				2/Box	6	24
132891	4" x 4"	2.5mm	NRP	Oil Rubbed Bronze/US10B	Screws Listed in Description				2/Box	6	24
132893	4" x 4"	2.5mm	NRP	Dull Chrome/US26	Screws Listed in Description				2/Box	6	24
132895	4" x 4"	2.5mm	NRP	Light Brass/US4B	Screws Listed in Description				2/Box	6	24
132897	4" x 4"	2.5mm	NRP	Zinc Dichromate/ US2D	Screws Listed in Description				2/Box	6	24

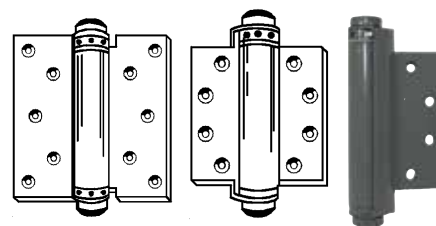
Speciality Hinges

SINGLE ACTION SPRING HINGES – SQUARE CORNER

- Standard mortise: 6" x 6" & 7" x 7" flange; 6" x 4-1/2" flange
- Furnished w/ screws

Template
hole pattern

STEEL
HINGES



CODE	SIZE	GAUGE	PIN TYPE	FINISH	SCREWS				PACK	INNER	MASTER
					QTY	SIZE	LENGTH	TYPE			
35606	6" x 4-1/2" (4-1/2" Leaves)	2.5mm	NRP	White Prime/USP	12	#12	1.125	WS T17	3/Box	1	8
					24	#12	.5	MS			
96738	6" x 4-1/2" (4-1/2" Leaves)	2.5mm	NRP	White Prime/USP	8	#12	1.125	WS T17	2/Box	1	12
					16	#12-24	.5	MS			
96739	6" x 6" (6" Leaves)	2.5mm	NRP	White Prime/USP	10	#12	1.125	WS T17	2/Box	1	12
					20	#12-24	.5	MS			
96740	7" x 7" (7" Leaves)	3.0mm	NRP	White Prime/USP	10	#12	1.125	WS T17	2/Box	1	12
					20	#12-24	.5	MS			

DOUBLE ACTION SPRING HINGES – SQUARE CORNER

- No hanging strip required
- Heavy duty for in or out swinging doors
- Adjustable tension spring
 - For doors up to 7/8" thick, use 3" hinge
- For doors up to 1-1/8" thick, use 4" hinge
 - Furnished w/ screws

Template
hole pattern

STEEL
HINGES



CODE	SIZE	GAUGE	PIN TYPE	FINISH	SCREWS				PACK	INNER	MASTER
					QTY	SIZE	LENGTH	TYPE			
35590	3"	2mm	NRP	Polished Brass/US3	16	#6	0.75	WS T17	2/Box	3	18
35595	4"	2mm	NRP	Polished Brass/US3	16	#6	0.75	WS T17	2/Box	3	18
35593	4"	2mm	NRP	Black	16	#6	0.75	WS T17	2/Box	3	18
35596	5"	2.2mm	NRP	Polished Brass/US3	20	#8	1.25	WS T17	2/Box	3	12
35597	6"	2.5mm	NRP	Polished Brass/US3	20	#10	1.25	WS T17	2/Box	3	6
35594	6"	2.5mm	NRP	Black	20	#10	1.25	WS T17	2/Box	3	6

*The following registered trade name or trade mark is not owned, associated with or connected in any way with World and Main and is used herein for illustrative purposes only.

Stainless Steel

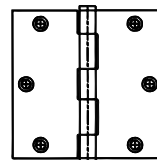
SQUARE CORNER – PLAIN BEARING

Removable Pin

- Button tip
- Furnished w/ screws

Template
hole pattern

STAINLESS STEEL
HINGES



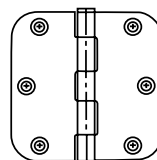
CODE	SIZE	GAUGE	PIN TYPE	FINISH	SCREWS				PACK	INNER	MASTER
					QTY	SIZE	LENGTH	TYPE			
35263	3-1/2" x 3-1/2"	2.5mm	RP	Stainless Steel/US32	12	#9	0.75	WS T17	2/Box	10	30
35264	4" x 4"	3mm	RP	Stainless Steel/US32	16	#8	1.25	WS T17	2/Box	10	20

5/8" RADIUS CORNER – PLAIN BEARING

- Button tip
- Furnished w/ screws

Masonite* template
hole pattern

STAINLESS STEEL
HINGES



Masonite*
hole
pattern

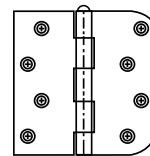
CODE	SIZE	GAUGE	PIN TYPE	FINISH	SCREWS				PACK	INNER	MASTER
					QTY	SIZE	LENGTH	TYPE			
35045	3-1/2" x 3-1/2"	2.2mm	RP	Stainless Steel/US32	12	#9	.75	WS T17	2/Box	1	25
35051	4" x 4"	2.5mm	RP	Stainless Steel/US32	16	#10	1	WS T17	2/Box	1	25
35746	4" x 4"	2.5mm	NRP	Stainless Steel/US32D	8	#10	1	WS T17	Bulk	100	—

5/8" RADIUS & SQUARE CORNER – PLAIN BEARING

- Button tip
- Furnished w/ screws

Masonite*
hole pattern

STEEL
HINGES



CODE	SIZE	GAUGE	PIN TYPE	FINISH	SCREWS				PACK	INNER	MASTER
					QTY	SIZE	LENGTH	TYPE			
35747	4" x 4"	2.5	NRP	Stainless Steel/US32D	8	#10	1	WS T17	Bulk	100	—
35748	4" x 4.25"	2.5	NRP	Stainless Steel/US32D	8	#10	1	WS T17	Bulk	100	—

SQUARE CORNER – BALL BEARING

Non-Removable Pin

- Button tip
- Furnished w/ screws

Template
hole pattern

STAINLESS STEEL
HINGES



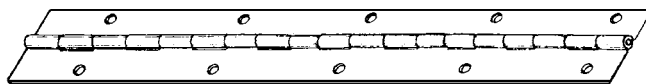
CODE	SIZE	GAUGE	PIN TYPE	FINISH	SCREWS				PACK	INNER	MASTER
					QTY	SIZE	LENGTH	TYPE			
35273	3-1/2" x 3-1/2"	2.5mm	RP	Stainless Steel/US32	12	#8	1.25	WS T17	2/Box	10	40

*The following registered trade name or trade mark is not owned, associated with or connected in any way with World and Main and is used herein for illustrative purposes only.

PIANO HINGE

- Drilled w/ countersunk holes on 2" hole centers
- Shrinkwrap w/ screws • Bulk w/o screws

STEEL
HINGES



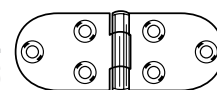
CODE	SIZE	GAUGE	PIN TYPE	FINISH	PACKAGE	PACK
35563	1-1/16" x 30"	0.04mm		Brass	Shrink Wrap Header Card	5
35572	1-1/2" x 30"	0.04mm		Brass	Shrink Wrap Header Card	5
35578	1-1/16" x 48"	0.04mm		Brass	Shrink Wrap Header Card	5
35585	1-1/2" x 48"	0.04mm		Brass	Shrink Wrap Header Card	5/120
35587	1-1/2" x 72"	0.04mm		Brass	Shrink Wrap Header Card	5
35551	1-1/2" x 30"	0.04mm		Nickel	Shrink Wrap Header Card	5/60
35586	1-1/2" x 48"	0.04mm		Nickel	Shrink Wrap Header Card	5
35588	1-1/2" x 72"	0.04mm		Nickel	Shrink Wrap Header Card	5/30

CODE	SIZE	GAUGE	PIN TYPE	FINISH	PACKAGE	PACK
35571	1-1/2" x 72"	0.04mm		Brass	Bulk	10
35575	2" x 72"	0.04mm		Brass	Bulk	10
96480	1-1/2" x 72"	0.032mm		Brass	Bulk	50
35570	1-1/2" x 72"	0.04mm		Nickel	Bulk	10

SEWING MACHINE HINGE

- Uses #10 x 1/4" machine screw (not included)

STEEL
HINGES



CODE	SIZE	GAUGE	PIN TYPE	FINISH	SCREWS				PACKAGE	PACK
					QTY	SIZE	LENGTH	TYPE		
96735	1-3/16" x 3-1/4"	1.6mm	RP	Antique Copper	None				Bulk	100/100

SURFACE MOUNT

- Loose pin hinges
- For doors & cabinets
- No cutting or mortising
- Furnished w/ screws

STEEL
HINGES

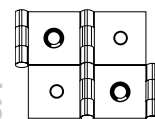


CODE	SIZE	GAUGE	PIN TYPE	FINISH	SCREWS				PACKAGE	PACK
					QTY	SIZE	LENGTH	TYPE		
35540	2-1/2"	1.4mm	RP	Brass/US3	10	#4	0.5	WS	2/Card	10/240
35542	3"	1.6mm	RP	Brass/US3	12	#6	1	WS	2/Card	12/120
35544	3-1/2"	1.8mm	RP	Brass/US3	12	#8	0.75	WS	2/Card	12/144
96606	4"	1.9mm	RP	Brass/US3	12	#9	1	WS	2/Card	12/96

FOLDING SCREEN HINGE

- Furnished w/ screws

STEEL
HINGES



CODE	SIZE	GAUGE	PIN TYPE	FINISH	SCREWS				PACKAGE	PACK
					QTY	SIZE	LENGTH	TYPE		
96622	3/4" x 1-3/4"	1.3mm	RP	Brass	8	#6	0.75	WS	2/Polybag	12/300

**The following registered trade name or trade mark is not owned, associated with or connected in any way with World and Main and is used herein for illustrative purposes only.

Light Duty Utility

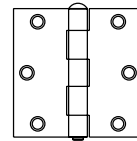
SQUARE CORNER

Removable Pin

- Furnished w/ screws



STEEL
HINGES



CODE	SIZE	GAUGE	PIN TYPE	FINISH	SCREWS				PACKAGE	PAGE
					QTY	SIZE	LENGTH	TYPE		
60862	2" x 2"	1.2mm	RP	Brass	12	#4	0.625	WS	2/Card	10/100
60916	2" x 2"	1.2mm	RP	Zinc	12	#4	0.625	WS	1/Card	5/60
60864	2-1/2" x 2-1/2"	1.2mm	RP	Brass	12	#6	0.625	WS	2/Card	10/100
60917	2-1/2" x 2-1/2"	1.2mm	RP	Zinc	12	#6	0.625	WS	1/Card	5/60

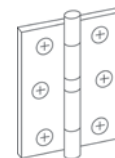
SQUARE CORNER NARROW HINGE – LIGHT DUTY

- Card w/ screws, polybag & bulk pack w/o screws

Removable Pin



STEEL
HINGES



CODE	SIZE	PIN TYPE	FINISH	SCREWS				PACKAGE	PACK
				QTY	SIZE	LENGTH	TYPE		
60928	1" x 3/4"	RP	Zinc/US2C	8	#4	0.5	WS	2/Card	10/100
60929	1-1/2" x 1-7/16"	RP	Zinc/US2C	12	#4	0.625	WS	2/Card	10/100
60930	2" x 1-9/16"	RP	Zinc/US2C	12	#6	0.75	WS	2/Card	10/100
60931	2-1/2" x 1-3/4"	RP	Zinc/US2C	12	#6	0.75	WS	2/Card	10/100
60932	3" x 2"	RP	Zinc/US2C	12	#8	0.75	WS	2/Card	10/100
96553	1" x 1"	RP	Brass/US3	8	#4	0.5	WS	2/Card	12/144
60865	1-1/2" x 1-3/8"	RP	Brass/US3	12	#4	0.625	WS	2/Card	10/100
60866	2" x 1-9/16"	RP	Brass/US3	12	#6	0.75	WS	2/Card	10/100
60867	2-1/2" x 1-11/16"	RP	Brass/US3	12	#7	0.75	WS	2/Card	10/100
60868	3" x 2"	RP	Brass/US3	12	#8	0.75	WS	2/Card	10/100

POLYBAG

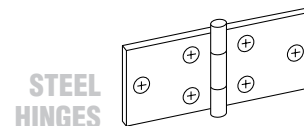
61144	1" x 3/4"	RP	Zinc/US2C	NONE	—	—	—	1/Poly w/ UPC	20/200
61145	1-1/2" x 1-7/16"	RP	Zinc/US2C	NONE	—	—	—	1/Poly w/ UPC	20/200
61146	2" x 1-9/16"	RP	Zinc/US2C	NONE	—	—	—	1/Poly w/ UPC	20/200
61147	2-1/2" x 1-1/4"	RP	Zinc/US2C	NONE	—	—	—	1/Poly w/ UPC	20/200
61148	3" x 2"	RP	Zinc/US2C	NONE	—	—	—	1/Poly w/ UPC	20/200
61139	1" x 3/4"	RP	Mill	NONE	—	—	—	1/Poly w/ UPC	20/200
61140	1-1/2" x 1-7/16"	RP	Mill	NONE	—	—	—	1/Poly w/ UPC	20/200
61141	2" x 1-9/16"	RP	Mill	NONE	—	—	—	1/Poly w/ UPC	20/200
61142	2-1/2" x 1-3/4"	RP	Mill	NONE	—	—	—	1/Poly w/ UPC	20/200
61143	3" x 2"	RP	Mill	NONE	—	—	—	1/Poly w/ UPC	20/200

**The following registered trade name or trade mark is not owned, associated with or connected in any way with World and Main and is used herein for illustrative purposes only.

WIDE HINGE

Non-Removable Pin

- Furnished w/ screws



CODE	SIZE	GAUGE	PIN TYPE	FINISH	SCREWS				PACKAGE	PACK
					QTY	SIZE	LENGTH	TYPE		
60921	1-7/16" x 3-1/2"	1.9mm	NRP	Zinc/USC2	12	#8	0.75	WS	2/Card	10/100
60922	1-7/16" x 3-1/2"	1.9mm	NRP	Brass/US3	12	#8	0.75	WS	2/Card	5/50

SQUARE CORNER NARROW HINGE

- Cards & polybag w/ screws
- Bulk pack w/o screws

Non-Removable Pin



CODE	SIZE	PIN TYPE	FINISH	SCREWS				PACKAGE	PACK	
				QTY	SIZE	LENGTH	TYPE			
60923	1" x 3/4"	NRP	Zinc/US2C	8	#4	0.5	WS	2/Card	10/100	
60924	1-1/2" x 1-1/4"	NRP	Zinc/US2C	12	#4	0.625	WS	2/Card	10/100	
60925	2" x 1-1/4"	NRP	Zinc/US2C	12	#5	0.75	WS	2/Card	10/100	
60926	2-1/2" x 1-1/2"	NRP	Zinc/US2C	12	#4	0.625	WS	2/Card	10/100	
60927	3" x 1-1/2"	NRP	Zinc/US2C	12	#5	0.75	WS	2/Card	10/100	
35531	1-1/2" x 1-1/8"	NRP	Brass/US3	12	#4	0.625	WS	2/Card	12/240	
35532	2" x 1-3/8"	NRP	Brass/US3	12	#5	0.75	WS	2/Card	12/240	
35533	2-1/2" x 1-5/8"	NRP	Brass/US3	12	#6	0.75	WS	2/Card	12/240	
35534	3" x 2"	NRP	Brass/US3	12	#6	0.75	WS	2/Card	12/240	
BULK										
61130	1" x 1"	NRP	Zinc/US2C	NONE	—	—	—	Bulk w/UPC	24/864	
61131	1-1/2" x 1-3/8"	NRP	Zinc/US2C	NONE	—	—	—	Bulk w/UPC	24/720	
61132	2" x 1-7/16"	NRP	Zinc/US2C	NONE	—	—	—	Bulk w/UPC	24/720	
61133	2-1/2" x 1-11/16"	NRP	Zinc/US2C	NONE	—	—	—	Bulk w/UPC	24/576	
61134	3" x 2"	NRP	Zinc/US2C	NONE	—	—	—	Bulk w/UPC	24/480	
96529	1" x 1"	NRP	Zinc/US2C	NONE	—	—	—	Bulk	12 Pair/432	
96531	1-1/2" x 1-3/8"	NRP	Zinc/US2C	NONE	—	—	—	Bulk	12 Pair/360	
96533	2" x 1-7/16"	NRP	Zinc/US2C	NONE	—	—	—	Bulk	12 Pair/288	
96535	2-1/2" x 1-11/16"	NRP	Zinc/US2C	NONE	—	—	—	Bulk	12 Pair/240	
96537	3" x 2"	NRP	Zinc/US2C	NONE	—	—	—	Bulk	12 Pair/240	
35090	1-1/2" x 1-1/8"	NRP	Brass/US3	NONE	—	—	—	Bulk	12 Pair/1008	
35100	2-1/2" x 1-5/8"	NRP	Brass/US3	NONE	—	—	—	Bulk	12 Pair/300	
35105	3" x 2"	NRP	Brass/US3	NONE	—	—	—	Bulk	12 Pair/240	
POLYBAG										
61149	1" x 1"	NRP	Plain Steel	NONE	—	—	—	Polybag w/UPC	20/200	
61150	1-1/2" x 1-1/2"	NRP	Plain Steel	NONE	—	—	—	Polybag w/UPC	20/200	
61151	2" x 1-1/2"	NRP	Plain Steel	NONE	—	—	—	Polybag w/UPC	20/200	
61152	2.5" x 1-1/2"	NRP	Plain Steel	NONE	—	—	—	Polybag w/UPC	20/200	
61153	3" x 2"	NRP	Plain Steel	NONE	—	—	—	Polybag w/UPC	20/200	

**The following registered trade name or trade mark is not owned, associated with or connected in any way with World and Main and is used herein for illustrative purposes only.

Solid Brass

SQUARE CORNER – PLAIN BEARING

SOLID BRASS

Removable Pin

- Masonite** hole pattern
- Button tip
- Furnished w/ screws

SOLID BRASS HINGES



CODE	SIZE	GAUGE	PIN TYPE	FINISH	SCREWS				PACKAGE	PACK
					QTY	SIZE	LENGTH	TYPE		
CLAMSHELL										
35072	3-1/2" x 3-1/2"	2.2mm	RP	Brass/US3	6	#9	0.75	WS T17	1/Clam	10/100

SQUARE HINGE – LIGHT DUTY

SOLID BRASS

Removable Pin

- Solid brass removable pin
- Button tips
- Template hole pattern
- Furnished w/screws

SOLID BRASS HINGES



CODE	SIZE	GAUGE	PIN TYPE	FINISH	SCREWS				PACKAGE	PACK
					QTY	SIZE	LENGTH	TYPE		
96579	2-1/2" x 2-1/2"	1.3mm	RP	Brass/US3	12	#6	0.75	WS	2/Polybag	12/240
96580	3" x 3"	1.3mm	RP	Brass/US3	12	#6	0.75	WS	2/Polybag	12/144

HINGES

SOLID BRASS

Narrow

- For use on small boxes, chest & cabinets
- Lacquered to resist tarnishing
- Furnished w/ screws



13923 shown



13929 shown



13916 shown

CODE	SIZE	FINISH	HOLES PER LEAF	PACKAGE	PACK
Non-Removable Pin					
13923	1-1/2" x 1"	Brass/US3	2	2/Card	5/50
13924	2" x 1-3/16"	Brass/US3	3	2/Card	5/50
13912	3/4" x 5/8"	Brass/US3	2	4/Card	5/50
13913	1" x 3/4"	Brass/US3	2	4/Card	5/50
13926	1" x 1-1/32"	Brass/US3	2	4/Card	5/50
13914	1-1/2" x 7/8"	Brass/US3	2	2/Card	5/50
13927	1-1/2" x 1-1/4"	Brass/US3	2	2/Card	5/50
13915	2" x 1"	Brass/US3	3	2/Card	5/50
13928	2" x 1-3/8"	Brass/US3	3	2/Card	5/50
13929	2-1/2" x 1-3/4"	Brass/US3	3	2/Card	5/50
Removable Button Tip Pin					
13916	2-1/2" x 1-3/4"	Brass/US3	3	2/Card	5/50

**The following registered trade name or trade mark is not owned, associated with or connected in any way with World and Main and is used herein for illustrative purposes only.

■ Gate & Garage

Fences, gates and garage doors are often the first things visitors see upon their arrival, so homeowners are looking for durable, yet affordable hardware that adds that extra decorative touch. Fortunately, you need not look any further than the following pages to find a variety of stainless steel, galvanized, black and zinc plated gate and garage hardware that will meet your customers' needs.



STRAP HINGES



Heavy Duty

- Carded w/ screws
- Bulk w/o screws

CODE	SIZE	FINISH	PACKAGE	PK/CASE	PACK	CASE
96643	5"	Zinc	2/Card	2/24		
96644	6"	Zinc	2/Card	2/24		
96645	8"	Zinc	2/Card	2/24		
60807R1	4"	Zinc	Bulk w/ UPC	10/100		
60808R1	5"	Zinc	Bulk w/ UPC	10/50		
60809R1	6"	Zinc	Bulk w/ UPC	10/50		
60810R1	8"	Zinc	Bulk w/ UPC	5/30		
60806R1	10"	Zinc	Bulk w/ UPC	5/20		
60631	12"	Zinc	Bulk w/ UPC	5/20		
96639	6"	Zinc	Bulk	3 Pair/48		



Light Duty

- Carded w/ screws
- Bulk w/o screws

CODE	SIZE	FINISH	PACKAGE	PK/CASE	PACK	CASE
60933	2"	Zinc	2/Card	10/100		
60934	3"	Zinc	2/Card	10/100		
60935	4"	Zinc	2/Card	10/100		
60936	5"	Zinc	2/Card	10/100		
61020	6"	Zinc	2/Card	10/100		
60798	2"	Zinc	Bulk w/ UPC	10/240		
60799	3"	Zinc	Bulk w/ UPC	10/240		
60797	4"	Zinc	Bulk w/ UPC	10/240		
60801	5"	Zinc	Bulk w/ UPC	10/240		
60805R1	6"	Zinc	Bulk w/ UPC	50/100		
96666	2"	Zinc	Bulk	12 Pair/280		
96668	3"	Zinc	Bulk	12 Pair/240		



- Corrosion resistant finish
- Non-removable pin
- Standard hole pattern
- Furnished w/ screws

CODE	SIZE	FINISH	PACKAGE	PK/CASE	PACK	CASE
61033	2"	Galvanized	2/Card	10/100		
61034	3"	Galvanized	2/Card	10/100		
61035	4"	Galvanized	2/Card	10/100		

GALVANIZED
All Weather



Heavy Duty

- Furnished w/ lag screws

CODE	SIZE	MATERIAL	FINISH	PACKAGE	PK/CASE	PACK	CASE
35951	6"	Stainless Steel	SS	1/Clamshell	5/40		
35914	8"	Stainless Steel	SS	1/Clamshell	5/40		
35915	8"	Steel	Black	1/Clamshell	5/40		

T-HINGES



Extra Heavy Duty

- Tight pin; carded w/ screws
- Box & bulk w/o screws

CODE	SIZE	MATERIAL	FINISH	PACKAGE	PK/CASE	PACK	CASE
62840	4"	Steel	Zinc	2/Card	5/50		
96770	5"	Steel	Zinc	2/Card	2/24		
96771	6"	Steel	Zinc	2/Card	2/24		
96772	8"	Steel	Zinc	2/Card	2/12		
35952	6"	Stainless Steel	SS	Clamshell	5/40		
35916	8"	Stainless Steel	SS	Clamshell	5/40		
35953	6"	Steel	Black	Clamshell	5/40		
35917	8"	Steel	Black	Clamshell	5/40		
96758	10"	Steel	Zinc	Bulk w/ UPC	15 Pair		
60625	12"	Steel	Zinc	Bulk w/ UPC	5/20		



Heavy Duty

- Carded w/ screws
- Box & bulk w/o screws

GALVANIZED
All Weather

CODE	SIZE	MATERIAL	FINISH	PACKAGE	PK/CASE	PACK	CASE
60812R1	4"	Steel	Zinc	Bulk w/ UPC	10/100		
60813R1	5"	Steel	Zinc	Bulk w/ UPC	10/50		
60814R1	6"	Steel	Zinc	Bulk w/ UPC	10/50		
60815R1	8"	Steel	Zinc	Bulk w/ UPC	5		
60811R1	10"	Steel	Zinc	Bulk w/ UPC	5		
35754	4"	Steel	Galvanized	Box	3 Pair/60		
61059	4"	Steel	Galvanized	Bulk w/ UPC	10/120		
61060	6"	Steel	Galvanized	Bulk w/ UPC	5/30		
61061	8"	Steel	Galvanized	Bulk w/ UPC	5/20		



Standard Duty

- Tight pin
- Furnished w/ screws
- Polybag w/ header card

CODE	SIZE	FINISH	PACKAGE	PK/CASE	PACK	CASE
35705	4"	Zinc	2/Card	12/144		
35716	4"	Black Enamel	2/Polybag	6/120		
35718	6"	Black Enamel	2/Polybag	3/60		
35719	8"	Black Enamel	2/Polybag	3/48		

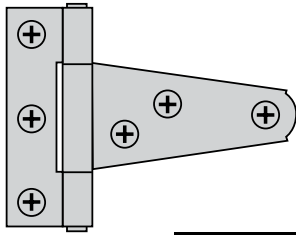


Light Duty

- Carded w/ screws
- Bulk w/o screws

CODE	SIZE	FINISH	PACKAGE	PK/CASE	PACK	CASE
60937	2"	Zinc	2/Card	5/120		
60938	3"	Zinc	2/Card	5/120		
60939	4"	Zinc	2/Card	10/120		
61021	5"	Zinc	2/Card	10/120		
61022	6"	Zinc	2/Card	10/80		
96657	2"	Zinc	Bulk w/ UPC	10/280		
96658	3"	Zinc	Bulk w/ UPC	10/280		
96659	4"	Zinc	Bulk w/ UPC	10/280		
96660	5"	Zinc	Bulk w/ UPC	10/280		

GATE HARDWARE




GALVANIZED
All Weather

CODE	SIZE	FINISH	PACKAGE	PK/CASE	PACK	CASE
61036	2"	Galvanized	2/Card	5/120		
61037	3"	Galvanized	2/Card	5/120		
61038	4"	Galvanized	2/Card	5/120		
61109	5"	Galvanized	2/Card	10/120		
61110	6"	Galvanized	2/Card	10/80		

- Corrosion resistant finish
- Non-removable pin
- Standard hole pattern
- Furnished w/ screws

D-HINGE



CODE	SIZE	MATERIAL	FINISH	PACKAGE	PK/CASE	PACK	CASE
35912	3-1/2"	Stainless Steel	SS	Clamshell	5/40		
35913	3-1/2"	Black Finish	Steel	Clamshell	5/40		

- 1 Hinge per pack

AUTO CLOSING GATE HINGE SET



CODE	SIZE	MATERIAL	FINISH	PACKAGE	PK/CASE	PACK	CASE
35910	3-1/2"	Stainless Steel	SS	Clamshell	5/20		
35911	3-1/2"	Black Finish	Steel	Clamshell	5/20		

- Includes one spring, T-hinge & one regular T-hinge



CODE	SIZE	MATERIAL	FINISH	PACKAGE	PK/CASE	PACK	CASE
35919	8"	Steel	Black	2/Clamshell	5/15		


Heavy duty

- Reversible



CODE	SIZE	MATERIAL	FINISH	PACKAGE	PK/CASE	PACK	CASE
35918	8"	Steel	Black	2/Clamshell	5/15		

TEE SPRING HINGE



CODE	SIZE	MATERIAL	FINISH	PACKAGE	PK/CASE	PACK	CASE
35920	8"	Steel	Black	2/Clamshell	5/20		
905260	8"	Steel	Black	2/Polybag	5/20		

- Heavy duty
- 2" Strap width at joint
- 7-5/8" x 1-3/8" Pad
- Furnished w/ lag screws & adjustable wrench pin

STRAP HINGE



CODE	SIZE	MATERIAL	FINISH	PACKAGE	PK/CASE	PACK	CASE
35760	13-1/2"	Steel	Black	Polybag	6/60		

- Heavy duty
- Hammered black wrought iron finish
- Full or half surface mounting
- Non-removable tight pin
- 30 lb. weight per hinge
- Furnished w/ screws



CODE	SIZE	MATERIAL	FINISH	PACKAGE	PK/CASE	PACK	CASE
35909	8"	Steel	Black	2/Clamshell	5/15		

- Heavy duty, reversible
- 8"
- 1 pair per pack


SPRING T-HINGE KIT



CODE	MATERIAL	FINISH	PACKAGE	PK/CASE	PACK	CASE
35921R1	Steel	Black	Clamshell	5/15		

- Closes gate automatically for increased security & safety

T-HINGE KITS



CODE	MATERIAL	FINISH	PACKAGE	PK/CASE	PACK	CASE
35923R1	Steel	Black	Clamshell	5/20		

- Decorative gate kit w/ self adjusting gate latch

KIT FOR ALUMINUM GATES



CODE	MATERIAL	FINISH	PACKAGE	PK/CASE	PACK	CASE
35924	Steel	White	Clamshell	5/15		
35925	Steel	Black	Clamshell	5/15		

- For narrow mounting construction gates

THUMB LATCHES



CODE	MATERIAL	FINISH	PACKAGE	PK/CASE	PACK	CASE
35926	Steel	Black	Clamshell	5/20		
905785	Steel	Black	Polybag	5/20		

Includes:

- Pull: 10-3/8" length
- Grip: 5-3/8" length
- Latch bar: 7" length
- 2-7/8" projection
- Furnished w/ lag bolts, hex nuts, washers & screws


GATE PULL HANDLE



CODE	SIZE	MATERIAL	FINISH	PACKAGE	PK/CASE	PACK	CASE
35927	11"	Stainless Steel	SS	Clamshell	5/40		
35928	11"	Steel	Black	Clamshell	5/40		

- Furnished w/ lag screws

POST LATCH



CODE	MATERIAL	FINISH	PACK	PK/CASE	PACK	CASE
35929	Stainless Steel	SS	Clamshell	5/20		
35930	Steel	Black	Clamshell	5/20		

- Heavy duty
- 7-3/8"L x 2-7/16"W latch base
- 13/16" x 6" Bar; 11" Lever
- Furnished w/ screws


DOOR & GATE LATCH



CODE	MATERIAL	FINISH	PACKAGE	PK/CASE	PACK	CASE
89486	Steel	Zinc Plated	Polybag w/ UPC	5/40		

- For sliding or swinging doors or gates
- Furnished w/ surface & mortise strikes
- Padlockable
- Square holes allow mounting w/ carriage bolts


SLIDE BOLT



CODE	MATERIAL	FINISH	PACKAGE	PK/CASE	PACK	CASE
35931	Stainless Steel	SS	Clamshell	5/20		
35932	Steel	Black	Clamshell	5/20		
61104	Steel	Galvanized	Card	10/50		
43255	Steel	Black	Polybag	6/48		
89485R1	Steel	Zinc	Polybag	10/50		
907546	Steel	Zinc	Polybag	10/50		

- Heavy duty
- Double action, double locking
- Padlockable
- Two-way keeper for 90° angle locking
- Furnished w/ carriage bolts, hex nuts, washers & screws


GRAVITY LATCH



CODE	MATERIAL	FINISH	PACKAGE	PK/CASE	PACK	CASE
43250	Steel	Zinc	Polybag w/ header card	10/160		
905720	Steel	Zinc	Polybag	10/120		

Self-Locking

- Easily opened from other side when string or wire is attached
- Padlockable
- Furnished w/ screws



CODE	MATERIAL	FINISH	PACKAGE	PK/CASE	PACK	CASE
35937	Stainless Steel	SS	Clamshell	5/40		
35938	Steel	Black	Clamshell	5/40		
61039R1	Steel	Galvanized	Card	10/120		

- Self locking
- Corrosion resistant finish
- Padlockable
- Furnished w/ screws

Code 61039R1


GATE LATCHES *continued*



CODE	MATERIAL	FINISH	PACKAGE	PK/CASE	PACK	CASE
905311-PP	Steel	Zinc	Polybag	10/20		

Gravity Latch


- Self locking
- Heavy duty gate latch
- Furnish w/ screws



CODE	MATERIAL	FINISH	PACKAGE	PK/CASE	PACK	CASE
35941	Stainless Steel	SS	Clamshell	5/40		
35942R1	Steel	Black	Clamshell	5/40		

Auto Adjust

- Offset strike
- Base: 1-5/8"L x 1-3/8"W
- Furnished w/ straight arm strike & screws



CODE	MATERIAL	FINISH	PACKAGE	PK/CASE	PACK	CASE
35939	Stainless Steel	SS	Clamshell	5/40		
35940	Steel	Black	Clamshell	5/40		

Offset Strike Base

- Heavy duty
- Includes straight & offset arm

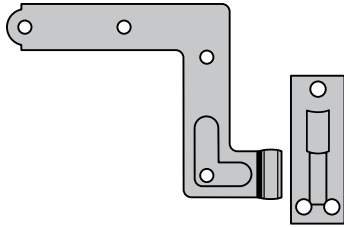
LAG SCREWS



CODE	MATERIAL	FINISH	PACKAGE	PK/CASE	PACK	CASE
35947	Stainless Steel	SS	Clamshell	5/40		
35948	Steel	Black	Clamshell	5/40		

- Heavy duty
- 6 per pack

BLIND HINGE




CODE	MATERIAL	FINISH	PACKAGE	PK/CASE	PACK	CASE
96523	1-1/16"	Black	Bulk	2 Pair/48		
96526	2-1/8"	Black	Bulk	2 Pair/48		
96524	1-1/16"	Galvanized	Bulk	2 Pair/48		
96527	2-1/8"	Galvanized	Bulk	2 Pair/48		

- Furnished w/ screws

GALVANIZED
All Weather


CANE BOLTS



CODE	SIZE	MATERIAL	FINISH	PACKAGE	PK/CASE	PACK	CASE
35936	Steel	18" x 5/8" Dia.	Zinc	Clamshell	5/20		
35935	Steel	18" x 5/8" Dia.	Black	Clamshell	5/20		

18"

- Maximum throw 2-1/4"
- Furnished w/ surface & mortise keepers
- Furnished w/ screws




CODE	SIZE	MATERIAL	FINISH	PACKAGE	PK/CASE	PACK	CASE
35933	Steel	12" x 5/8" Dia.	Black	Clamshell	5/20		
35934	Steel	12" x 5/8" Dia.	Zinc	Clamshell	5/20		

12"

- Furnished w/ surface & mortise keepers
- Furnished w/ screws

ANTI SAG GATE KIT


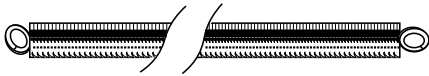
CODE	MATERIAL	FINISH	PACKAGE	PK/CASE	PACK	CASE
35944	Stainless Steel	SS	Clamshell	5/40		
35943	Steel	Zinc	Clamshell	5/40		



Includes:

- 2 corner brackets, 4 cable clamps, 1 hook & eye turnbuckle
- Furnished w/ carriage bolts, hex nuts, washers & screws

CODE	SIZE	LENGTH	FINISH	PACKAGE	PK/CASE	PACK	CASE
60833	#3	16"	Zinc	Polybag	10/40		
60834	#4	16"	Zinc	Polybag	10/40		
60835	#5	16"	Zinc	Polybag	10/40		



35945, 35946



68425



68420, 68426, 68427, 905395



97270

CODE	MATERIAL	LENGTH	FINISH	PACKAGE	PK/CASE	PACK	CASE
35945	Stainless Steel	11"	SS	Clamshell	5/40		
35946	Steel	11"	Steel	Clamshell	5/40		
97270	Steel	9"	Black	Card	12/96		
68420	Steel	11-5/8"	Black	Card	6/36		
68425	Steel	15"	Black	Card	6/48		
905395	Steel	10-1/2"	Black	Polybag	10/20		

Heavy Duty

- Adjustable tension
- Furnished w/ screws & tension lug

SHUTTER "S" HOLDER



CODE	SIZE	PACKAGE	PK/CASE	PACK	CASE
97479	7"	2/Card	50		

- Black hammered wrought iron
- Furnished w/ cotter pins, flat washers & lag bolts

HOOK & EYE



CODE	MATERIAL	FINISH	PACKAGE	PK/CASE	PACK	CASE
35949	Stainless Steel	SS	Clamshell	5/40		
35950	Steel	Zinc	Clamshell	5/40		

GARAGE LOCK



CODE	MATERIAL	FINISH	PACKAGE	PK/CASE	PACK	CASE
905750	Zinc	Chrome	Polybag	10/40		

T-Handle w/ Key Cylinder

- For right & left hand doors, 90° turn
- 4" Long by 5/16" square shaft
- Keyed different
- Furnished w/ 2 keys

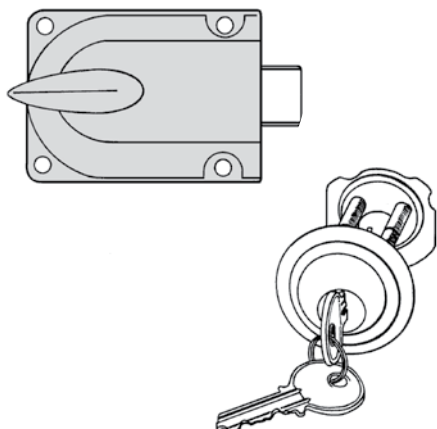


CODE	MATERIAL	FINISH	PACKAGE	PK/CASE	PACK	CASE
905760	Zinc	Chrome	Polybag	10/40		

Lever Handle w/ Key Cylinder

- Universal design fits most garage doors
- 4-1/4" handle w/ 5/16" spindle
- Includes: extension spring for doorside position
- 2 keys
- Furnished w/ mounting screws

GARAGE LOCK *continued*



CODE	FINISH	PACKAGE	PK/CASE	PACK	CASE
44835	Grey Enamel	Box	12/72		
905745	Grey Enamel	Polybag	10/40		

Deadbolt w/ Key Cylinder

- 6-Pin tumbler cast cylinder
- Hold-back feature for one-handed operation
- Spring bolt automatic release Y1 Keyway
- Keyed different



GARAGE DOOR PULLS



CODE	SIZE	FINISH	PACKAGE	PK/CASE	PACK	CASE
60961	5-3/4"	Brass	Card	5/100		
60956	5-3/4"	Black	Card	5/100		
60957	5-3/4"	Zinc	Card	5/100		
60958	6-1/2"	Brass	Card	5/100		
60959	6-1/2"	Black	Card	5/100		
60960	6-1/2"	Zinc	Card	5/100		
97153	6-1/2"	Zinc	Polybag	12/144		

- Furnished w/ screws



CODE	SIZE	FINISH	PACKAGE	PK/CASE	PACK	CASE
61044	5-3/4"	Galvanized	Card	10/240		
61045	6-1/2"	Galvanized	Card	10/240		

- Heavy duty
- One piece stamped steel
- Card w/ screws
- Polybag w/o screws

GALVANIZED
All Weather

DOOR PULLS



CODE	SIZE	MATERIAL	FINISH	PACKAGE	PK/CASE	PACK	CASE
59502	Zinc	5-3/4"	Brass	1/Polybag	12/240		
59503	Zinc	5-3/4"	Black	1/Polybag	12/240		
59504	Zinc	5-3/4"	Chrome	1/Polybag	12/240		
59510	Steel	6-1/2"	Black	1/Polybag	12/240		
59511	Steel	6-1/2"	Chrome	1/Polybag	12/240		

- Heavy duty door pull handles
- One-piece construction
- Furnished w/ screws



CODE	MATERIAL	SIZE	FINISH	PACKAGE	PK/CASE	PACK	CASE
59400	Aluminum	7-1/2"	Aluminum	Card	6/60		
59405	Aluminum	7-1/2"	Bronze	Card	6/60		

- Solid one-piece construction
- 2-1/4" Projection
- Furnished w/ screws




CODE	MATERIAL	SIZE	FINISH	PACKAGE	PK/CASE	PACK	CASE
59410	Zinc	5-3/4"	Brass	Card	6/96		
59415	Zinc	5-3/4"	Chrome	Card	6/96		

- Heavy duty
- Solid one-piece construction
- Sizes: 1-7/8" mounting bracket, 1-1/2" clearance
- Furnished w/ screws

Screen & Storm Door

Handles, locks, door closers, strikes and hinges—Ultra[®] Hardware has everything your customers need to install and repair their screen or storm doors. Whether a traditional wood screen porch door or a more contemporary screen/storm door combination, Ultra has the durable, weather-resistant and attractive hardware your customers need to complete their projects with success.



EZ GLIDE™ DOOR CLOSER




- Smooth door closing everytime
- Includes Touch 'n Hold™ technology
- Rust & tarnish resistant
- Retrofits to most existing door closers

CODE	DESCRIPTION	COLOR	PACKAGE	PK/CASE	PACK	CASE
16200	Single	White	Clamshell	5		
16202	Single	Black	Clamshell	5		



Oversized button



DOOR CLOSERS

- Adjustable closing speed control valve
- Provides 90° opening for outswinging doors
- Tube permanently lubricated & factory sealed

PNEUMATIC DOOR CLOSERS

Standard



CODE	FINISH	PACKAGE	PK/CASE	PACK	CASE
16001	Aluminum	Card	5/20		
16000	Black	Card	5/20		
16002	White	Card	5/20		

- Internal shock absorber spring
- Screen/glass panel adjustable
- 1-1/4" Barrel



Hook Mount

CODE	FINISH	PACKAGE	PK/CASE	PACK	CASE
16027	Aluminum	Card	10/20		
16028	White	Card	10/20		
16029	Black	Card	10/20		

- Extra internal spring for shock absorbing
- Lifetime sealed unit w/ positive mechanism
- 1-1/4" Barrel

PNEUMATIC DOOR CLOSERS *(continued)*



CODE	FINISH	PACKAGE	PK/CASE	PACK	CASE
16036	Aluminum	Card	5/20		
16038	Black	Card	5/20		

- Internal shock absorbing spring
- Super power check door control
- Piston action door control
- For heavy combination storm doors
- 1-1/2" Barrel



CODE	FINISH	PACKAGE	PK/CASE	PACK	CASE
16060	Black	Card	5/20		

- For wood or metal doors
- 2 hole end plug for adjustable latching power
- 1-1/2" Barrel

Heavy Duty



CODE	FINISH	PACKAGE	PK/CASE	PACK	CASE
16005	Aluminum	Card	5/20		
16006	Black	Card	5/20		

- External spring for shock absorbing opening
- Screen / glass panel adjustable
- 1-1/4" Barrel

TORSION BAR – HEAVY DUTY CLOSURE



CODE	FINISH	PACKAGE	PK/CASE	PACK	CASE
16065	Black	Card	5/20		

- Super torsion
- Torsion bar reinforces door frame
- Smooth, silent positive closing speed
- 1-5/8" Barrel

HYDRAULIC DOOR CLOSERS



CODE	FINISH	PACKAGE	PK/CASE	PACK	CASE
16050	Aluminum	Card	5/20		
16048	Black	Card	5/20		

- Internal shock absorber spring
- Screen / glass panel adjustable
- 1" Barrel

STORM DOOR HARDWARE KIT



CODE	MOUNT HOLE	TYPE	STRIKE	FINISH	PACKAGE	PK/CASE	PACK	CASE
41120	1-1/2"	Standard Duty	Standard	Black	Box	1/10		

- Deluxe
- High quality closer, chain & push button lock
- Furnished w/ resilient strike latch keeper

PUSH-BUTTON LOCKSET



47026, 47027

47025

CODE	HOLE CENTER	FINISH	PACKAGE	PK/CASE	PACK	CASE
47026	1-1/2"	Black	Card	5/40		
47027	1-3/4"	Black	Card	5/40		
47025	1-3/4"	Black	Card	5/40		

- Fits outswinging doors 7/8" to 1-1/4" thick
- Heavy duty zinc die cast; anti-lockout feature
- Double-coated baked-on electrostatic black enamel
- Installs in three 1/4" holes
- Locking unit furnished w/ calibrated metal spindle & spring
- Furnished w/ resilient strike

PITCHER HANDLE LOCKS



CODE	HOLE CENTER	KEYLOCK	FINISH	PACKAGE	PK/CASE	PACK	CASE
47030	1-3/4"	With	Black	Card	10/40		
47028	1-3/4"	Without	Black	Card	5/60		

- Fits outswinging doors 7/8" to 1-1/4" thick
- Heavy duty, solid strike w/ resilient inside handle
- Anti-lockout feature
- 7-1/2" overall height
- Button pin on handle
- Push button unit furnished w/ calibrated metal spindle & spring

PUSH BUTTON LATCH

Resilient Strike



47010

47008

CODE	HOLE CENTER	FINISH	PACKAGE	PK/CASE	PACK	CASE
47006	1-1/2"	Black	Card	5/40		
47001	1-1/2"	Aluminum	Card	5/40		
47008	1-1/2"	White	Card	5/40		
47005	1-3/4"	Black	Card	5/40		
47000	1-3/4"	Aluminum	Card	5/40		
47010	1-3/4"	Black	Card	5/40		

- Fits outswinging doors 7/8" to 1-1/4" thick
- Installs in three 1/4" holes
- Anti-lockout feature
- Converts to key locking set w/ key lock unit (excluding 47010)

Solid Strike



Free Hanging

Closed Hanging

CODE	HOLE CENTER	TYPE	FINISH	PACKAGE	PK/CASE	PACK	CASE
47015	1-3/4"	Closed Handle	Aluminum	Card	5/60		
47020	1-3/4"	Closed Handle	Black	Card	5/60		
47016	1-3/4"	Closed Handle	White	Card	5/60		
47012	1-3/4"	Free Hanging	Black	Card	5/60		
47011	1-3/4"	Free Hanging	Aluminum	Card	5/60		
47013	1-3/4"	Free Hanging	White	Card	5/60		

- Fits outswinging doors 7/8" to 1-1/4" thick
- Zinc die cast
- Installs in three 1/4" holes
- Anti-lockout feature
- Converts to key locking set w/ key lock unit

PUSH-BUTTON KEY PLUGS



CODE	STYLE	KEYED	FINISH	PACKAGE	PK/CASE	PACK	CASE
58400	Round	KD	Black	Card	5/120		
58405	Round	KD	Aluminum	Card	5/120		
58410	Rectangular	KA	Black	Card	5/120		

- Fits most storm door locks of same shape push button
- Furnished w/ calibrated metal spindle & spring
- Fits Ideal*, Wright*, Luster* & Ultra Locks

*The following registered trade name or trade mark is not owned, associated with or connected in any way with World and Main Products and is used herein for illustrative purposes only.

STORM DOOR LATCHES



CODE	SIZE	FINISH	PACKAGE	PK/CASE	PACK	CASE
47037	1-3/4"	Black	Card	5/40		
47039	1-3/4"	Aluminum	Card	5/40		

- Fits all outswinging doors 5/8" to 1-1/4" thick
- Zinc die cast
- Installs in three 1/4" holes
- Anti-lockout feature



CODE	FINISH	PACKAGE	PK/CASE	PACK	CASE
47035	Aluminum	Card	5/40		

- Fits 1" to 1-1/4" screen & storm doors
- Heavy duty zinc die cast construction
- Resilient strike keeper



CODE	KEYLOCK	FINISH	PACKAGE	PK/CASE	PACK	CASE
46500	With	Brass	Clamshell	3/72		

- Fits 7/8" to 1-1/4" thick doors
- For in & outswinging wooden doors
- 1-3/4" Backset
- Mortise lock



CODE	SWING	HOLE CENTER	FINISH	PACKAGE	PK/CASE	PACK	CASE
47042	Out	1"	Aluminum	Card	10/40		

Push-Pull Latches

- Fits doors 3/4" to 1-1/4" thick
- Zinc die cast
- Furnished w/ resilient strike plate & screws

STORM DOOR LOCKSET



CODE	SIZE	TYPE	KEYED	FINISH	PACKAGE	PK/CASE	PACK	CASE
43550	7/8" x 1-1/4"	Set	KA	White/Brass	Box	10		
43552	7/8" x 1-3/4"	Set	N/A	Black/Brass	Box	1		
22164	7/8" x 1-1/4"	Lever/Deadbolt	KD	Black/Brass	Box	5		

Lever Handle Lockset

- For outswinging aluminum, vinyl & wood doors 7/8" to 1-1/4" thick
- Polished brass finish (outside)
- Painted finish (inside)
- 1-3/4" hole centers
- Thumb turn inside

TULIP KNOB LOCKSET

CODE	FINISH	PACKAGE	PK/CASE	PACK	CASE
47040	Aluminum	Card	5/40		



- Fits all screen & storm doors 1" to 1-1/4" thick
- Heavy duty zinc die cast
- Single 1-1/4" hole installation



CODE	FINISH	PACKAGE	PK/CASE	PACK	CASE
47033	Aluminum	Card	5/40		

- Fits doors 7/8" to 1-1/8" thick
- For outswinging wood or metal doors
- Installs w/ spring loaded strike plate
- Key lock extra security

SCREEN DOOR CATCH



CODE	MATERIAL	FINISH	PACKAGE	PK/CASE	PACK	CASE
96214	Steel	Zinc	Card	12/144		

- Soft rubber roller
- Furnished w/ screws

INSIDE STORM DOOR LOCK



CODE	HOLE CENTER	FINISH	PACKAGE	PK/CASE	PACK	CASE
31602	1-1/2"	Aluminum	Card	5/120		
31603	1-1/2"	Black	Card	5/120		
31600	1-3/4"	Aluminum	Card	5/120		
31601	1-3/4"	Black	Card	5/120		
31595	1-3/4"	White	Card	5/120		

Resilient Keeper

- Standard latch for resilient strike keeper



CODE	HOLE CENTER	FINISH	PACKAGE	PK/CASE	PACK	CASE
31605	1-3/4"	Black	Card	6/120		

Solid Keeper

- Moveable latch for solid strike keeper
- Furnished w/ screws

RESILIENT STRIKE KEEPERS



CODE	FINISH	PACKAGE	PK/CASE	PACK	CASE
41000	Aluminum	Card	6/120		
41001	White	Card	6/120		
41005	Black	Card	6/120		

- Fits all make storm door locks
- Furnished w/ screws



Deep Strike

CODE	FINISH	PACKAGE	PK/CASE	PACK	CASE
41010	Aluminum	Card	12/120		
41015	Black	Card	12/120		

- Fits all make storm door locks
- High strike offset
- Furnished w/ screws

SPRING HINGES



CODE	MATERIAL	FINISH	PACKAGE	PK/CASE	PACK	CASE
60852	Steel	Zinc Dichromate	2/Card	5/50		
60853	Steel	Zinc	2/Card	5/50		

Full Surface

- For wood screen doors
- Right or left handed applications
- Furnished w/ screws



CODE	FINISH	PACKAGE	PK/CASE	PACK	CASE
61023	Galvanized	2/Card	5/50		

- Furnished w/ screws

GALVANIZED
All Weather



CODE	FINISH	PACKAGE	PK/CASE	PACK	CASE
61010	Zinc Dichromate	2/Card	5/50		
61011	Zinc	2/Card	5/50		

Adjustable Full Surface

- Furnished w/ screws



CODE	FINISH	PACKAGE	PK/CASE	PACK	CASE
60837	Zinc	2/Card	5/50		

Adjustable Half Surface

- Furnished w/ screws

SCREEN DOOR HINGES



CODE	SIZE	FINISH	PACKAGE	PK/CASE	PACK	CASE
60855	2" x 3"	Zinc Dichromate	2/Card	10/100		
60856	2" x 3"	Zinc	2/Card	10/100		

- Full surface
- 1/4" radius corner
- Loose pin
- Furnished w/ screws

SCREEN & STORM DOOR

SCREEN DOOR SETS

CODE	MATERIAL	FINISH	PACKAGE	PK/CASE	PACK	CASE
61002	Steel	Zinc Dichromate	Card	5/50		
61003	Steel	Zinc	Card	5/50		



- For wood screen doors
- Right or left handed applications

SPRING HINGE SET

CODE	MATERIAL	FINISH	PACKAGE	PK/CASE	PACK	CASE
60859	Steel	Zinc Dichromate	Card	5/50		
60858	Steel	Zinc	Card	5/50		



- For use on wood screen doors
- Right or left handed applications
- Furnished w/ screws

WING DOOR CLOSER

CODE	O.L.	FINISH	PACKAGE	PK/CASE	PACK	CASE
68405	5-1/4"	Zinc	Card	12/144		



- Butterfly spring
- Fits on all door butt hinge pins
- Keeps all doors closed
- Rubber sleeves on wing

CRASH CHAINS

CODE	SIZE	PACKAGE	PK/CASE	PACK	CASE
15850	30-1/2"	Box	5/40		



- Heavy duty commercial door
- 2 Rugged compression springs w/ cast mounting plates
- Grey vinyl cover
- Furnished w/ screws

CRASH CHAINS

CODE	SIZE	FINISH	PACKAGE	PK/CASE	PACK	CASE
96222	28"	Zinc	Polybag	12/144		



- Single spring
- Vinyl covered chain
- Furnished w/ screws

CODE	MATERIAL	FINISH	PACKAGE	PK/CASE	PACK	CASE
15001	Steel	Zinc	Card	6/96		
15000	Steel	Zinc	Polybag	25/100		



- Single spring door chain w/ hold-up spring & nail
- Furnished w/ "S" hooks & screws

SASH HANGER



CODE	SIZE	FINISH	PACKAGE	PK/CASE	PACK	CASE
15300	2-1/4"	Mill	2/Card	10/400		

- Zinc plated
- Flush style
- Furnished w/ screws

REPLACEMENT CLIPS & SCREWS



CODE	SIZE	FINISH	PACKAGE	PK/CASE	PACK	CASE
15386	3/8"	Mill	8/Card	6/240		
15387	3/8"	White	8/Card	6/240		

Offset Door Insert Clips

- Threaded thumb clip
- Furnished w/ knurled screws



CODE	REACH	SCREWS	FINISH	PACKAGE	PK/CASE	PACK	CASE
15391	Standard	Knurled	Mill	8/Card	6/240		
15392	Standard	Knurled	White	8/Card	6/240		
15397	Deep	Threaded	White	8/Card	6/240		

Threaded Clips

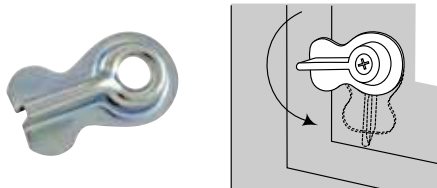
- Packed w/ (8) screws

TURN BUTTONS



CODE	SIZE	FINISH	PACKAGE	PK/CASE	PACK	CASE
60890	1-3/4"	Zinc	4/Card	10/100		

- Furnished w/ screws



CODE	FINISH	PACKAGE	PK/CASE	PACK	CASE
60889	Zinc	4/Card	10/100		

- Furnished w/ screws

SPRING FASTENER



CODE	FINISH	PACKAGE	PK/CASE	PACK	CASE
61118	Zinc	4/Card	5/200		

- Snap-on
- Furnished w/ fasteners & (4) screws

GALVANIZED
All Weather

DOOR PULLS



CODE	SIZE	FINISH	PACKAGE	PK/CASE	PACK	CASE
97125	4-3/4"	Brass	Card	12/144		
60962	4-3/4"	Zinc Dichromate	Card	5/50		
60963	4-3/4"	Zinc	Card	5/50		
61046	4-3/4"	Galvanized	Card	5/50		
59647	4-3/4"	Galvanized Stamped Steel	Box	6/480		

- Card & polybag w/ screws
- Box w/o screws

Code 59647 & 61046

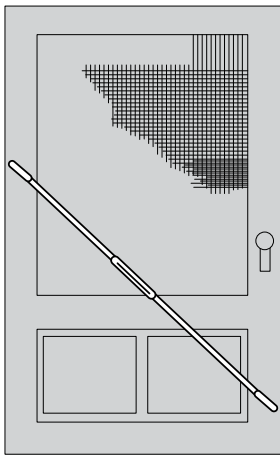
GALVANIZED All Weather



CODE	SIZE	FINISH	PACKAGE	PK/CASE	PACK	CASE
60800	6-1/2"	Zinc	Polybag	5/50		

- Heavy duty
- Furnished w/ screws

SCREEN DOOR BRACES



CODE	SIZE	FINISH	PACKAGE	PK/CASE	PACK	CASE
60860	42"	Zinc	Card	10/100		
60861	50"	Zinc	Card	10/60		

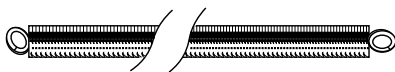
- Prevents sagging
- Furnished w/ screws

GATE & DOOR SPRING

Light Duty



CODE	SIZE	FINISH	PACKAGE	PK/CASE	PACK	CASE
68400	16"	Zinc	Card	6/120		

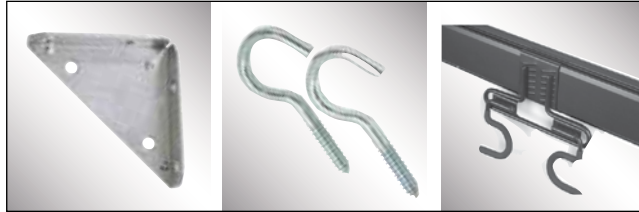


CODE	SIZE	FINISH	PACKAGE	PK/CASE	PACK	CASE
60833	#3	Zinc	Polybag	10/40		
60834	#4	Zinc	Polybag	10/40		
60835	#5	Zinc	Polybag	10/40		

- Adjustable tension
- Furnished w/ attaching hooks

■ Builder's Hardware

The Ultra[®] Builder's Hardware line is recognized nationally as an industry leader. Spanning over 10 categories with 2,000+ SKU's, Ultra[®] has a product for your customer's every need. Ultra[®] parts are used every day by professionals and do-it-yourselfers.



Everything from

hinges, to hobby, to reinforcement hardware is available in convenient display programs with superior merchandising, so items are easy for consumers to find and is simple for you to stock.



REPAIR & REINFORCEMENT PLATES AND BRACES

Corner Braces



60826

- Heavy gauge steel construction
- Countersunk screw holes
- Carded furnished w/ screws
- Box & bulk w/o screws
- Zinc plated rust resistant
- Galvanized—corrosion resistant



61120

GALVANIZED
All Weather

CODE	SIZE	FINISH	PACKAGE	PACK
16401	1" x 1/2"	Brass	4/Card	10/100
16406	1-1/2" x 1/2"	Brass	4/Card	10/100
16411	2" x 5/8"	Brass	4/Card	10/100
16400	1" x 1/2"	Zinc	4/Card	10/100
16405	1-1/2" x 1/2"	Zinc	4/Card	10/100
16410	2" x 5/8"	Zinc	4/Card	10/100
16415	2-1/2" x 5/8"	Zinc	4/Card	10/100
16420	3" x 3/4"	Zinc	4/Card	10/50
16425	3-1/2" x 3/4"	Zinc	4/Card	6/72
16428	4" x 7/8"	Zinc	2/Card	6/72
61049	1 x 1/2"	Galvanized	4/Card	10/100
61050	1-1/2" x 1/2"	Galvanized	4/Card	10/100
61051	2" x 5/8"	Galvanized	4/Card	10/100
61052	2-1/2" x 5/8"	Galvanized	4/Card	10/100
61053	3" x 3/4"	Galvanized	4/Card	10/50
61120	1"x 1/2"	Zinc	Bulk w/ UPC	48/2160
61121	1-1/2" x 1/2"	Zinc	Bulk w/ UPC	48/1552
61122	2" x 5/8"	Zinc	Bulk w/ UPC	48/720
61123	2-1/2" x 5/8"	Zinc	Bulk w/ UPC	24/432
61124	3" x 3/4"	Zinc	Bulk w/ UPC	24/288
61125	3-1/2" x 3/4"	Zinc	Bulk w/ UPC	24/240
60826	4" x 7/8"	Zinc	Bulk w/ UPC	10/100
60827	5" x 1"	Zinc	Bulk w/ UPC	10/100
60828	6" x 1-1/8"	Zinc	Bulk w/ UPC	10/40
60829	8" x 1-1/4"	Zinc	Bulk w/ UPC	10/40

Flat Corners



- Heavy gauge steel construction
- Countersunk screw holes
- Carded furnished w/ screws
- Box & bulk w/o screws
- Zinc dichromate & zinc plated rust resistant
- Galvanized—corrosion resistant

CODE	SIZE	FINISH	PACKAGE	PACK
60989	2-1/2" x 1/2"	Zinc	4/Card	10/100
60985	1-1/2" x 1/2"	Zinc	4/Card	10/100
60987	2" x 3/8"	Zinc	4/Card	10/100
60989	2-1/2" x 1/2"	Zinc	4/Card	10/100
60991	3" x 5/8"	Zinc	4/Card	10/100
61126	1-1/2" x 1/2"	Zinc	Bulk w/ UPC	48/2160
61127	2" x 3/8"	Zinc	Bulk w/ UPC	48/1440
61128	2-1/2" x 1/2"	Zinc	Bulk w/ UPC	48/768
61129	3" x 5/8"	Zinc	Bulk w/ UPC	48/480
60830	4" x 7/8"	Zinc	Bulk w/ UPC	20/200
60831	5" x 7/8"	Zinc	Bulk w/ UPC	10/200
60832	6" x 1-1/8"	Zinc	Bulk w/ UPC	10/120

REPAIR & REINFORCEMENT PLATES AND BRACES *continued*

Mending Plates

- Carded w/ screws
- Box & bulk w/o screws
- Zinc plated rust resistant

CODE	SIZE	FINISH	PACKAGE	PACK	
60964	2" x 1/2"	Zinc	4/Card	10/100	
60966	2-1/2" x 5/8"	Zinc	4/Card	10/100	
60968	3" x 3/4"	Zinc	4/Card	10/100	
60970	4" x 3/4"	Zinc	4/Card	10/100	
97039	2" x 1/2"	Zinc	48/Box	1/45	
97042	2-1/2" x 5/8"	Zinc	48/Box	1/30	
97045	3" x 3/4"	Zinc	48/Box	1/15	
97048	4" x 3/4"	Zinc	48/Box	1/10	
97054	6" x 1-1/8"	Zinc	24/Box	1/6	
97064	3" x 3/4"	Zinc	700/Box Bulk	1	
61135	2" x 1/2"	Zinc	Bulk w/ UPC	48/2160	
61136	3" x 5/8"	Zinc	Bulk w/ UPC	48/720	
61137	4" x 5/8"	Zinc	Bulk w/ UPC	48/480	
60821	5" x 1"	Zinc	Bulk w/ UPC	20/200	
60822	6" x 1-1/8"	Zinc	Bulk w/ UPC	10/40	
60823	8" x 1-3/16"	Zinc	Bulk w/ UPC	10/40	

T-BRACE PLATE


- Carded w/ screws
- Box & bulk w/o screws: zinc plated rust resistant
- Galvanized—corrosion resistant

CODE	SIZE	FINISH	PACKAGE	PACK	
60972	3"	Zinc	2/Card	10/100	
60824	3"	Zinc	Bulk w/ UPC	20/200	
60825	4"	Zinc	Bulk w/ UPC	20/200	

DOUBLE CORNER BRACE PLATE


- Packed w/o screws
- Zinc plated rust resistant

CODE	SIZE	FINISH	PACKAGE	PACK	
96076	1-1/2"	Zinc	Bulk w/ UPC	48/480	
96077	2"	Zinc	Bulk w/ UPC	48/480	
96078	2-1/2"	Zinc	Bulk w/ UPC	48/288	

REPAIR & REINFORCEMENT PLATES AND BRACES *continued*

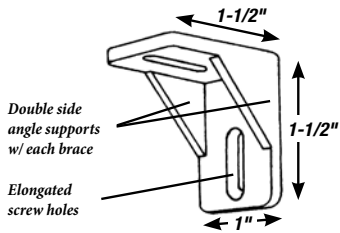
CORNER BRACE PLATE

- Packed w/o screws
- Use for 90° joints
- Side supports for added strength
- Elongated screw holes

CODE	SIZE	FINISH	PACKAGE	PACK	
96871	2"	Zinc	Bulk w/ UPC	48/480	
96872	3"	Zinc	Bulk w/ UPC	48/288	
96873	4"	Zinc	Bulk w/ UPC	48/144	



CORNER BRACES



CODE	FINISH	PACKAGE	PACK	
16492	White Polyethylene	100/Box	1/10	

CHAIR LEG BRACES

- Card w/ screws
- Bulk w/o screws



CODE	FINISH	PACKAGE	PACK	
60973	Zinc	4/Card	10/100	
95981	Antique Copper	Bulk	500/2000	
95984	Zinc	Bulk	500/2000	

BARREL BOLTS



Extra Heavy Duty

- Padlockable barrel bolts
- 2 Types of keepers
- Bolt dia. 9/16"
- Takes standard padlock from 1" to 2" (padlock not included)
- Furnished w/ screws

CODE	SIZE	FINISH	PACKAGE	PACK
06300	5"	Zinc	Card	5/30



- Steel construction
- Long throw for maximum security
- Furnished w/ screws

GALVANIZED
All Weather

CODE	SIZE	FINISH	PACKAGE	PACK
61097	2-1/2"	Galvanized	Card	5/50
61098	3"	Galvanized	Card	5/50
61099	4"	Galvanized	Card	5/50
61027	5"	Galvanized	Card	5/50
61028	6"	Galvanized	Card	5/50



- Steel construction barrel bolts
- Furnished w/ strike plate & screws

CODE	SIZE	FINISH	PACKAGE	PACK
06180	2-1/2"	Satin Brass	Blister Card	10/100
06181	4"	Satin Brass	Blister Card	10/100
06182	5"	Satin Brass	Blister Card	10/100
06183	6"	Satin Brass	Blister Card	5/50



Standard Duty

- Standard steel bolt
- Furnished w/ screws & keeper

CODE	SIZE	FINISH	PACKAGE	PACK
60875	2"	Brass Plated	Card	10/240
60876	2-1/2"	Brass Plated	Card	10/240
60877	3"	Brass Plated	Card	10/120
60879	4"	Brass Plated	Card	10/120
60883	5"	Brass Plated	Card	10/120
60881	6"	Brass Plated	Card	5/120
06029	2"	Zinc Plated	Card	10/240
06030	2-1/2"	Zinc Plated	Card	10/200
06031	3"	Zinc Plated	Card	10/120
06032	4"	Zinc Plated	Card	10/120
06033	5"	Zinc Plated	Card	10/120
06034	6"	Zinc Plated	Card	5/120



- Long throw for maximum security
- Furnished w/ screws

CODE	SIZE	FINISH	PACKAGE	PACK
06020	2-1/2"	Brass	Card	12/240
06025	3"	Brass	Card	12/240
06070	4"	Brass	Card	12/240
95916	5"	Brass	Card	12/144
95918	6"	Brass	Card	12/144
95917	5"	Zinc	Card	12/144



Standard Duty – Solid Brass

- Extruded solid brass bolts
- Reversible strike engages at either end
- Furnished w/ surface & mortise strikes (2) & screws

CODE	SIZE	FINISH	PACKAGE	PACK
06100U	2"	Brass	Card	12/240
06105	2-1/2"	Brass	Card	12/240
06110U	3"	Brass	Card	12/240
06115	4"	Brass	Card	12/240

BARREL BOLTS *continued*



Square Spring Bolts

- Heavy spring keeps zinc plated bolt in position
- Furnished w/ surface & mortise strike & screws

CODE	SIZE	FINISH	PACKAGE	PACK	
07050	1-3/4" x 6"	Black	Card	6/36	

SURFACE BOLTS

Solid Brass

- Solid brass
- Furnished w/ surface & mortise strikes (2) & screws



CODE	SIZE	FINISH	PACKAGE	PACK	
60885	3"	Brass	Card	10/100	
60886	4"	Brass	Card	10/100	
60887	6"	Brass	Card	10/100	
29025	4"	Brass	Card	10/100	
29026	4"	Satin Nickel	Card	10/100	
29027	4"	Oil Rubbed Bronze	Card	10/100	

Aluminum

- Aluminum
- Anodized extruded aluminum bolt
- Rustproof alloy
- Furnished w/ surface & mortise strikes (2) & screws



CODE	SIZE	FINISH	PACKAGE	PACK	
08005	3"	Brass	Card	12/96	
08010	4"	Brass	Card	12/144	
08015	6"	Brass	Card	12/144	

DUTCH DOOR SURFACE BOLT



- Solid brass
- Adjustable slide bolt
- 7/8" dia. solid brass grip knob
- Furnished w/ surface jamb & mortise strikes (2) & screws

CODE	SIZE	FINISH	PACKAGE	PACK	
08120	4-1/4" x 1/2"	Brass	Card	10/100	

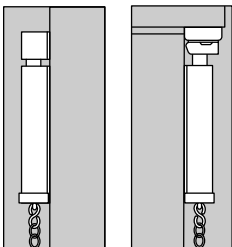
MORTISE DOOR BOLT



- Zinc die-cast bolt, steel spindle & solid brass casing
- Geared tubular mortise bolt
- 9/16" Dia. bore
- Furnished w/ screws

CODE	SIZE	FINISH	PACKAGE	PACK	
07013	2-1/2"	Brass	Card	3/144	

CHAIN BOLT



- Heavy duty spring automatically throws bolt when chain is released
- Reversible for doors opening in or out
- 24" Pull chain w/ ring
- Furnished w/ surface & angle strikes & screws

CODE	SIZE	FINISH	PACKAGE	PACK	
60871	4"	Zinc	Card	5/50	
60872	6"	Zinc	Card	5/50	

CARDED WIRE GOODS - SCREW EYE



ZINC PLATED – STEEL

CODE	SIZE	OVERALL LENGTH	INTERIOR DIA. EYE	WIRE DIA.	PACKAGE	PACK	
SMALL EYE							
61509	#204	1-15/16"	5/16"	.22	4/Card	10/100	
61316	#206	1-5/8"	17/64"	.192	5/Card	10/100	
61409	#208	1-3/8"	15/64"	.100	6/Card	10/100	
61317	#210	1-3/16"	7/32"	.135	8/Card	10/100	
61092	#212	15/16"	3/16"	.105	10/Card	10/100	
61318	#212-1/2	3/4"	3/16"	.105	10/Card	10/100	
61093	#214	13/16"	5/16"	.080	12/Card	10/100	
61319	#214-1/2	5/8"	5/32"	.080	12/Card	10/100	
61410	#216	11/16"	9/64"	.06	14/Card	10/100	
61320	#216-1/2	33/64"	9/64"	.062	14/Card	10/100	
61436	#217-1/2	15/32"	1/8"	.05	14/Card	10/100	
MEDIUM EYE							
61311	#104	2-1/16"	31/64"	.225	3/Card	10/100	
61313	#106	1-13/16"	7/16"	.192	4/Card	10/100	
61314	#112	1-1/8"	9/32"	.105	10/Card	10/100	
61315	#114	15/16"	1/4"	.080	12/Card	10/100	
61090	#108	1-17/32"	25/64"	.162	6/Card	10/100	
61091	#110	1-5/16"	5/16"	.135	8/Card	10/100	
LARGE EYE							
61312	#0	2-7/8"	13/16"	.306	2/Card	10/100	
61307	#2	2-5/8"	23/32"	.262	2/Card	10/100	
61308	#4	2-3/16"	39/64"	.225	3/Card	10/100	
61088	#6	1-15/16"	17/32"	.192	4/Card	10/100	
61309	#8	1-5/8"	15/32"	.162	6/Card	10/100	
61087	#10	1-3/8"	13/32"	.135	8/Card	10/100	
61310	#12	1-3/16"	3/8"	.105	10/Card	10/100	
61413	#14	1-1/16"	11/32"	.08	12/Card	5/50	

CARDED WIRE GOODS - SCREW EYE



**SOLID
BRASS**

BRIGHT BRASS – SOLID BRASS

CODE	SIZE	OVERALL LENGTH	INTERIOR DIA. EYE	WIRE DIA.	PACKAGE	PACK	
SMALL EYE							
61096	#212	15/16"	3/16"	.105	4/Card	10/100	
61434	#212-1/2	3/4"	3/16"	.105	7/Card	10/100	
61094	#214	13/16"	5/32"	.080	6/Card	10/100	
61429	#214-1/2	5/8"	5/32"	.80	7/Card	10/100	
61422	#216	11/16"	9/64"	.06	7/Card	10/100	
61430	#216-1/2	17/32"	9/64"	.062	7/Card	10/100	
61411	#217-1/2	15/32"	1/8"	.05	7/Card	10	
LARGE EYE							
61089	#6	1-15/16"	17/32"	.192	4/Card	10/100	
61443	#8	1-5/8"	15/32"	.162	3/Card	10/100	
61510	#10	1-3/8"	13/32"	.135	4/Card	10/100	
61438	#12	1-3/16"	3/8"	.105	5/Card	10/100	
61431	#14	1-1/16"	1/8"	.05	6/Card	5/50	

CARDED WIRE GOODS - S HOOK



ZINC PLATED – STEEL

CODE	WIRE DIA.	OVERALL LENGTH	STYLE	PACKAGE	PACK
LIGHT DUTY					
61304	.08	3/4"	Open	10/Card	10/100
61303	.105	1"	Open	8/Card	10/100
61417	.092	7/8"	Closed	8/Card	10/100
61416	.105	1-1/8"	Closed	6/Card	10/100
61415	.125	1-1/4"	Closed	5/Card	10/100
61306	.135	1-5/8"	Closed	6/Card	10/100
61305	.148	2-1/8"	Closed	4/Card	10/100
HEAVY DUTY					
61418	.08	3/4"	Open	8/Card	10/100
61419	.105	1"	Open	6/Card	10/100
61302	.177	1-1/2"	Open	4/Card	10/100
61301	.262	2"	Open	2/Card	10/100
61072	.262	2-1/2"	Open	2/Card	10/100
61300	.306	3"	Open	2/Card	10/100

SOLID BRASS

BRIGHT BRASS – SOLID BRASS

CODE	WIRE DIA.	OVERALL LENGTH	STYLE	PACKAGE	PACK
LIGHT DUTY					
61512	.092	7/8"	Closed	3/Card	10/100
61439	.105	1-1/8"	Closed	2/Card	10/100
61511	.125	1-1/4"	Closed	2/Card	10/100
HEAVY DUTY					
61441	.08	3/4"	Open	3/Card	10/100
61513	.105	1"	Open	3/Card	10/100

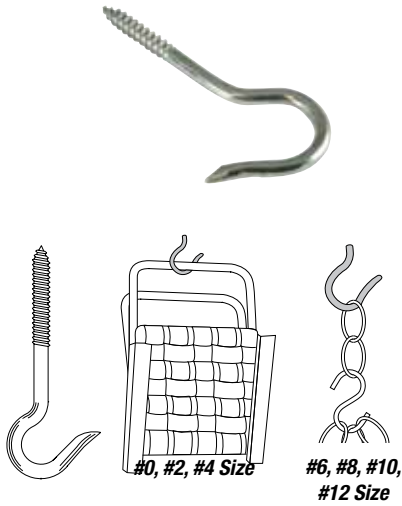
CARDED WIRE GOODS - CLOTHESLINE/SWING HOOK



ZINC PLATED – STEEL

CODE	SIZE	WIRE DIA.	PACKAGE	PACK	
61335	3-3/4"	.283	2/Card	10/100	
MH5300	3-3/4"	.283	2/Card	6/120	

CARDED WIRE GOODS - CEILING HOOKS



ZINC PLATED – STEEL

CODE	SIZE	OVERALL LENGTH	WIRE DIA.	PACKAGE	PACK	
61074	#0	4-15/16"	.306	2/Card	10/100	
61321	#2	4-7/16"	.262	2/Card	10/100	
61440	#3	4-1/8"	.24	2/Card	10/100	
61322	#4	3-7/8"	.225	2/Card	10/100	
61323	#6	3-3/8"	.192	3/Card	10/100	
61324	#8	2-9/16"	.162	4/Card	10/100	
61325	#10	2-1/16"	.135	5/Card	10/100	
61326	#12	1-11/16"	.105	6/Card	10/100	
61073	#14	1-5/16"	.080	8/Card	10/100	
61504	#0	4-15/16"	.306	Bulk w/ UPC	20/200	
61407	#2	4-7/16"	.262	Bulk w/ UPC	20/200	
61423	#3	4-1/8"	.24	Bulk w/ UPC	20/200	
61408	#4	3-7/8"	.225	Bulk w/ UPC	20/200	

CARDED WIRE GOODS - CUP HOOK



BRASS PLATED – STEEL

CODE	SIZE	WIRE DIA.	PACKAGE	PACK
61414	7/8"	.105	2/Card	10/100

WHITE VINYL – STEEL

CODE	SIZE	WIRE DIA.	PACKAGE	PACK
61420	3/4"	.091	5/card	5/50
61421	1-1/2"	.148	2/Card	5/50

SOLID BRASS

BRIGHT BRASS – SOLID BRASS

CODE	SIZE	WIRE DIA.	PACKAGE	PACK
61329	1/2"	.072	6/Card	10/100
61330	5/8"	.080	5/Card	10/100
61331	3/4"	.091	5/Card	10/100
61332	7/8"	.105	4/Card	10/100
61333	1"	.120	4/Card	10/100
61334	1-1/2"	.148	2/Card	10/100
61076	1-1/4"	.148	2/Card	10/100

CARDED HARDWARE - GATE HOOK & EYE



ZINC PLATED – STEEL

CODE	SIZE	FINISH	PACKAGE	PACK
61428	1"	Zinc	2/Card	10/100
61339	1-1/2"	Zinc	3/Card	10/100
61338	2"	Zinc	2/Card	10/100
61337	2-1/2"	Zinc	2/Card	10/100
61336	3"	Zinc	2/Card	10/100
35950	6"	Zinc	Clamshell	5/40
MH1090	2-1/2"	Zinc	2/Card	10/100

STAINLESS STEEL

STAINLESS STEEL

CODE	SIZE	FINISH	PACKAGE	PACK
35949	6"	Stainless Steel	Clamshell	5/40

SOLID BRASS

BRIGHT BRASS – SOLID BRASS

CODE	SIZE	FINISH	PACKAGE	PACK
61508	1-1/2"	Brass	2/Card	10/100
61442	2"	Brass	1/Card	10/100
61085	2-1/2"	Brass	1/Card	10/100
61086	3"	Brass	1/Card	10/100

CARDED WIRE GOODS - SAFETY GATE HOOK & EYE

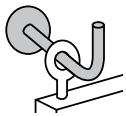
- Spring back action



ZINC PLATED – STEEL

CODE	SIZE	PACKAGE	PACK
61328	2"	1/Card	10/100
61327	2-1/2"	1/Card	10/100
36930	2-1/2"	2/Card	6/72

SHOULDER HOOK

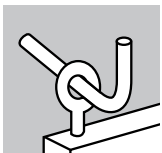


**SOLID
BRASS**

BRIGHT BRASS – SOLID BRASS

CODE	LENGTH OF PROJECTION	WIRE DIA.	PACKAGE	PACK
61444	1/2"	.07	5/Card	10/100
61445	3/4"	.09	4/Card	10/100
61340	1"	.120	3/Card	10/100
61446	1-1/4"	.14	2/Card	10/100
61095	1-1/2"	.148	2/Card	10/100

SQUARE SCREW HOOK



ZINC PLATED – STEEL

CODE	SIZE	OVERALL LENGTH	WIRE DIA.	PACKAGE	PACK
61083	#114	1"	.080	10/Card	10/100
61341	#112	1-3/8"	.105	8/Card	10/100
61343	#110	1-13/16"	.135	6/Card	10/100
61082	#108	2-1/4"	.162	4/Card	10/100
61081	#106	2-5/8"	.192	3/Card	10/100
61080	#104	3"	.225	2/Card	10/100

**SOLID
BRASS**

BRIGHT BRASS – SOLID BRASS

CODE	SIZE	OVERALL LENGTH	WIRE DIA.	PACKAGE	PACK
61433	#114	1"	.080	5/Card	10/100
61432	#112	1-3/8"	.105	5/Card	10/100

LARGE SCREW EYE



ZINC PLATED – STEEL

CODE	SIZE	OVERALL LENGTH	INTERIOR DIA. EYE	WIRE DIA.	PACKAGE	PACK
61514	#000	3-7/8"	1"	.36	Bulk w/ UPC	10/100
61515	#0	2-7/8"	13/16"	.306	Bulk w/ UPC	20/200
61516	#2	2-5/8"	23/32"	.262	Bulk w/ UPC	20/200

S HOOK



ZINC PLATED – STEEL

CODE	WIRE DIA.	OVERALL LENGTH	STYLE	PACKAGE	PACK
HEAVY DUTY					
61530	.262	2"	Open	Bulk w/ UPC	30/300
61531	.262	2-1/2"	Open	Bulk w/ UPC	30/300
61486	.306	3"	Open	Bulk w/ UPC	30/300

SCREW HOOKS



ZINC PLATED – STEEL

CODE	THREAD DIA.	OVERALL LENGTH	PACKAGE	PACK
61424	3/8"	4-1/2"	Bulk w/ UPC	10/100
61425	3/8"	4-7/8"	Bulk w/ UPC	10/100
61497	3/8"	8"	Bulk w/ UPC	10/100
61498	3/8"	10"	Bulk w/ UPC	10/100
61496	5/16"	4-1/2"	Bulk w/ UPC	10/100
61426	1/4"	4-1/4"	Bulk w/ UPC	10/100

ZINC PLATED – STEEL

CODE	SIZE	OVERALL LENGTH	INTERIOR DIA. EYE	WIRE DIA.	PACKAGE	PACK
LARGE EYE						
61514	#000	3-7/8"	1"	.36	Bulk w/ UPC	10/100
61515	#0	2-7/8"	13/16"	.306	Bulk w/ UPC	20/200
61516	#2	2-5/8"	23/32"	.262	Bulk w/ UPC	20/200

BULK WIRE GOODS - HOOK BOLT



ZINC PLATED – STEEL

CODE	THREAD DIA.	OVERALL LENGTH	PACKAGE	PACK
61462	3/8"	7"	Bulk w/ UPC	10/100
61427	3/8"	10"	Bulk w/ UPC	10/100
61461	5/16"	5"	Bulk w/ UPC	10/100

SQUARE U-BOLT



ZINC PLATED – STEEL

CODE	SIZE	THREAD DIA. X LENGTH OF SPREAD X OVERALL LENGTH	PACKAGE	PACK
61466	533	5/16" x 2" x 3"	Bulk w/ UPC	10/100
61489	535	5/16" x 2" x 5"	Bulk w/ UPC	10/100
61528	657	3/8" x 3" x 7"	Bulk w/ UPC	10/100
61491	664	3/8" x 3-5/8" x 4"	Bulk w/ UPC	5/50
61492	665	3/8" x 3-5/8" x 5"	Bulk w/ UPC	5/50
61493	666	3/8" x 3-5/8" x 6"	Bulk w/ UPC	5/50
61494	667	3/8" x 3-5/8" x 7"	Bulk w/ UPC	5/50
61467	673	3/8" x 4" x 3"	Bulk w/ UPC	10/100
61468	675	3/8" x 4" x 5"	Bulk w/ UPC	10/100
61490	677	3/8" x 4" x 7"	Bulk w/ UPC	10/100

U-BOLT PLATE

For Square U-Bolts



ZINC PLATED – STEEL

CODE	SIZE	PACKAGE	PACK
61477	5/16" x 2"	Bulk w/ UPC	10/100
61478	3/8" x 3"	Bulk w/ UPC	10/100
61495	3/8" x 3-5/8"	Bulk w/ UPC	10/100
61479	3/8" x 4"	Bulk w/ UPC	10/100

U-BOLT



ZINC PLATED – STEEL

CODE	SIZE	THREAD DIA. X LENGTH OF SPREAD X OVERALL LENGTH	PACKAGE	PACK
61344	112	1/4" x 3/4" x 2-1/2"	Bulk w/ UPC	10/100
61476	132	1/4" x 1-1/8" x 2-1/4"	Bulk w/ UPC	10/100
61345	136	1/4" x 1-1/8" x 3-1/2"	Bulk w/ UPC	10/100
61353	—	1/4" x 1-3/8" x 3"	Bulk w/ UPC	10/100
61465	146	1/4" x 1-3/8" x 4"	Bulk w/ UPC	10/100
61507	512	5/16" x 1-3/8" x 2-1/2"	Bulk w/ UPC	10/100
61352	516	5/16" x 1-3/8" x 3-3/4"	Bulk w/ UPC	10/100
61351	522	5/16" x 1-3/4" x 3"	Bulk w/ UPC	10/100
61350	—	5/16" x 2" x 3"	Bulk w/ UPC	10/100
61346	546	5/16" x 2-1/2" x 5"	Bulk w/ UPC	10/100
61347	536	5/16" x 2" x 4-1/2"	Bulk w/ UPC	10/100
61348	542	5/16" x 2-1/2" x 3-1/2"	Bulk w/ UPC	10/100
61349	526	5/16" x 1-3/4" x 4-1/4"	Bulk w/ UPC	10/100
61499	632	3/8" x 2" x 3-1/2"	Bulk w/ UPC	10/100
61500	642	3/8" x 2" x 4-1/2"	Bulk w/ UPC	10/100
61501	652	3/8" x 3" x 4-1/2"	Bulk w/ UPC	10/100
61502	662	3/8" x 3-1/2" x 5-1/4"	Bulk w/ UPC	10/100

EYE BOLT



ZINC PLATED – STEEL

CODE	THREAD DIA.	OVERALL LENGTH	PACKAGE	PACK
61406	3/16"	1-3/8"	Bulk w/ UPC	20/200
61520	3/16"	1-1/2"	Bulk w/ UPC	20/200
61405	3/16"	2"	Bulk w/ UPC	20/200
61404	3/16"	2-1/2"	Bulk w/ UPC	20/200
61403	1/4"	2"	Bulk w/ UPC	20/200
61402	1/4"	2-1/2"	Bulk w/ UPC	20/200
61396	1/4"	3"	Bulk w/ UPC	10/100
61397	1/4"	4"	Bulk w/ UPC	10/100
61398	1/4"	5"	Bulk w/ UPC	10/100
61399	1/4"	6"	Bulk w/ UPC	10/100
61400	1/4"	8"	Bulk w/ UPC	10/100
61454	5/16"	2-1/2"	Bulk w/ UPC	10/100
61401	5/16"	3-1/4"	Bulk w/ UPC	10/100
61395	5/16"	4"	Bulk w/ UPC	10/100
61394	5/16"	5"	Bulk w/ UPC	10/100
61393	5/16"	6"	Bulk w/ UPC	10/100
61392	5/16"	8"	Bulk w/ UPC	10/100
61521	3/8"	3"	Bulk w/ UPC	10/100
61388	3/8"	4"	Bulk w/ UPC	10/100
61389	3/8"	5"	Bulk w/ UPC	10/100
61390	3/8"	6"	Bulk w/ UPC	10/100
61391	3/8"	8"	Bulk w/ UPC	10/100
61522	1/2"	4"	Bulk w/ UPC	10/100
61387	1/2"	6"	Bulk w/ UPC	10/100
61386	1/2"	8"	Bulk w/ UPC	10/100
61385	1/2"	10"	Bulk w/ UPC	10/100
61384	1/2"	12"	Bulk w/ UPC	10/100

SCREW EYE W/ LAG THREAD



ZINC PLATED – STEEL

CODE	THREAD DIA.	OVERALL LENGTH	PACKAGE	PACK
61356	1/4"	3-3/4"	Bulk w/ UPC	10/100
61355	1/4"	4-1/2"	Bulk w/ UPC	10/100
61354	1/4"	5"	Bulk w/ UPC	10/100
61358	5/16"	3-1/4"	Bulk w/ UPC	10/100
61357	5/16"	4"	Bulk w/ UPC	10/100
61361	5/16"	4-1/2"	Bulk w/ UPC	10/100
61360	5/16"	5"	Bulk w/ UPC	10/100
61359	5/16"	5-1/2"	Bulk w/ UPC	10/100
61362	5/16"	6"	Bulk w/ UPC	10/100
61363	3/8"	4"	Bulk w/ UPC	10/100
61487	3/8"	4-1/2"	Bulk w/ UPC	10/100
61364	3/8"	5"	Bulk w/ UPC	10/100
61365	3/8"	5-1/2"	Bulk w/ UPC	10/100
61366	3/8"	6"	Bulk w/ UPC	10/100
61367	3/8"	8"	Bulk w/ UPC	10/100
61449	7/16"	5-1/4"	Bulk w/ UPC	10/100

TURNBUCKLE

Hook to Eye



ZINC PLATED – STEEL

CODE	THREAD DIA.	OVERALL LENGTH	PACKAGE	PACK
61374	5/32"	4-3/8"	Bulk w/ UPC	10/100
61375	3/16"	5-5/8"	Bulk w/ UPC	10/100
61372	7/32"	6-3/8"	Bulk w/ UPC	10/100
61373	1/4"	7-3/8"	Bulk w/ UPC	10/100
61370	5/16"	8-7/8"	Bulk w/ UPC	10/100
61371	3/8"	10-5/8"	Bulk w/ UPC	10/100
61369	3/8"	16"	Bulk w/ UPC	10/100
61368	1/2"	19-1/2"	Bulk w/ UPC	5

EYE TO EYE



ZINC PLATED – STEEL

CODE	THREAD DIA.	OVERALL LENGTH	PACKAGE	PACK
61382	5/32"	4-3/8"	Bulk w/ UPC	10/100
61383	3/16"	5-5/8"	Bulk w/ UPC	10/100
61380	7/32"	6-3/8"	Bulk w/ UPC	10/100
61381	1/4"	7-3/8"	Bulk w/ UPC	10/100
61378	5/16"	8-7/8"	Bulk w/ UPC	10/100
61379	3/8"	10-5/8"	Bulk w/ UPC	10/100
61377	3/8"	16"	Bulk w/ UPC	10/100
61463	1/2"	17"	Bulk w/ UPC	5/25
61376	1/2"	19-1/2"	Bulk w/ UPC	1/5

CARDER WIRE GOODS



SCREW EYE – STAINLESS STEEL

CODE	WIRE DIA.	OVERALL LENGTH	STYLE	PACKAGE	PACK
HEAVY DUTY					
61470	.177	1-1/2"	Open	Bulk w/ UPC	20/200
61471	.262	2"	Open	Bulk w/ UPC	20/200
61472	.262	2-1/2"	Open	Bulk w/ UPC	20/200
61529	.306	3"	Open	Bulk w/ UPC	20/200

SCREW EYE – STAINLESS STEEL

CODE	SIZE	OVERALL LENGTH	INTERIOR DIA. EYE	WIRE DIA.	PACKAGE	PACK
LARGE EYE						
61517	#0	2-7/8"	13/16"	.306	Bulk w/ UPC	20/200
61474	#2	2-5/8"	23/32"	.262	Bulk w/ UPC	20/200
61518	#4	2-3/16"	39/64"	.225	Bulk w/ UPC	20/200
61519	#8	1-5/8"	15/32"	.162	Bulk w/ UPC	20/200

SCREW HOOKS



SCREW EYE – LAG THREAD – STAINLESS STEEL

CODE	THREAD DIA.	OVERALL LENGTH	PACKAGE	PACK
61503	1/4"	3-3/4"	Bulk w/ UPC	10/100
61450	1/4"	5"	Bulk w/ UPC	10/100
61451	5/16"	4"	Bulk w/ UPC	10/100
61452	3/8"	4-1/2"	Bulk w/ UPC	10/100



SCREW HOOK – STAINLESS STEEL

CODE	THREAD DIA.	OVERALL LENGTH	PACKAGE	PACK
61488	3/8"	4-7/8"	Bulk w/ UPC	10/100
61453	1/4"	4-1/4"	Bulk w/ UPC	10/100



HOOK BOLT – STAINLESS STEEL

CODE	THREAD DIA.	OVERALL LENGTH	PACKAGE	PACK
61475	5/16"	5"	Bulk w/ UPC	10/100



U BOLT – STAINLESS STEEL

CODE	SIZE	THREAD DIA. X LENGTH OF SPREAD X OVERALL LENGTH	PACKAGE	PACK
61480	112	1/4" x 3/4" x 2-1/2"	Bulk w/ UPC	10/100
61481	132	1/4" x 1-1/8" x 2-1/4"	Bulk w/ UPC	10/100
61482	136	1/4" x 1-1/8" x 3-1/2"	Bulk w/ UPC	10/100
61469	512	5/16" x 1-3/8" x 2-1/2"	Bulk w/ UPC	5/50
61483	526	5/16" x 1-3/4" x 4-1/4"	Bulk w/ UPC	10/100
61484	536	5/16" x 2" x 4-1/2"	Bulk w/ UPC	10/100
61485	546	5/16" x 2-1/2" x 5"	Bulk w/ UPC	10/100



EYE BOLT – STAINLESS STEEL

CODE	THREAD DIA.	OVERALL LENGTH	PACKAGE	PACK
61455	3/16"	1-1/2"	Bulk w/ UPC	10/100
61456	3/16"	2"	Bulk w/ UPC	10/100
61457	1/4"	2"	Bulk w/ UPC	10/100
61458	1/4"	2-1/2"	Bulk w/ UPC	10/100
61523	1/4"	3"	Bulk w/ UPC	10/100
61505	1/4"	4"	Bulk w/ UPC	10/100
61459	5/16"	3-1/4"	Bulk w/ UPC	10/100
61460	5/16"	4"	Bulk w/ UPC	10/100
61506	5/16"	5"	Bulk w/ UPC	10/100
61524	3/8"	4"	Bulk w/ UPC	10/100
61525	3/8"	5"	Bulk w/ UPC	10/100
61526	3/8"	6"	Bulk w/ UPC	10/100
61527	3/8"	8"	Bulk w/ UPC	10/100

ORGANIZATION

GARAGE HOOKS

WIRE HOOK



CODE	FINISH	PACKAGE	PACK
60850	Brass	2/Card	5/50
61009	Zinc	2/Card	10/100
60849	Zinc	Polybag w/ UPC	100/400


STORAGE HOOKS

- Bicycle hook
- Red vinyl coated



CODE	SIZE	PACKAGE	PACK
37025	6" x 2-3/4"	2/Card	12/72
60838	6" x 2-3/4"	Bulk w/ UPC	50/50

- Utility hook
- Red vinyl coated



CODE	PACKAGE	PACK
60839	Bulk w/ UPC	50

- Garden tool & utility hook
- Red vinyl coated



CODE	SIZE	GAUGE	PACKAGE	PACK
60840	4" x 2-1/2"	6.5 mm	Bulk w/ UPC	50

- Ladder hook
- Red vinyl coated



CODE	PACKAGE	PACK
60841	Bulk w/ UPC	50

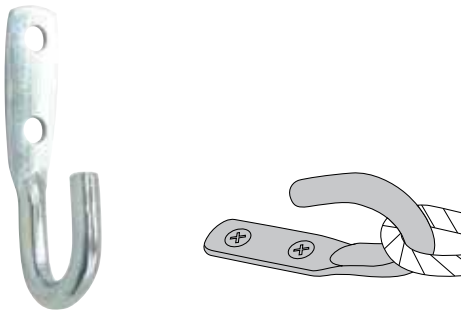
GALVANIZED UTILITY WIRE

- 1 lb. packs



CODE	GAUGE	PACKAGE	PACK
104370	12	Roll	12/36
104380	14	Roll	12/36
104390	16	Roll	12/36
104400	18	Roll	12/36
104410	20	Roll	12/36

ROPE BINDING HOOK



ZINC PLATED – STEEL

CODE	OVERALL LENGTH	WIRE DIA.	PACKAGE	PACK	
61077	2-1/4"	.212	2/Card	10/100	
61342	3-3/8"	.306	2/Card	10/100	

ROPE CLEAT



ZINC PLATED – STEEL


CODE	OVERALL LENGTH	WIRE DIA.	PACKAGE	PACK	
61078	4-1/2"	.306	2/Card	10/100	

HAMMOCK HOOK



CODE	OVERALL LENGTH	WIRE DIA.	INTERIOR DIA. HOOK	PACKAGE	PACK	
61079	5-3/4"	.306	15/16"	2/Card	10/100	

PEG HOOKS



99535 & 99936
Single Prong Hook

CODE	LENGTH	DUTY	PACKAGE	PACK	
SINGLE PRONG HOOK					
99535	10"	Heavy .212"	Bulk	50/100	
99936	14"	Extra Heavy .250"	Bulk	50/100	

- One piece
- All metal construction
- Scanning plate: 2-1/8" W x 1-3/16"H
- Fits standard peg board holes

ORGANIZATION

CLOSET POLE SOCKETS



- For poles or rods up to 1-3/8" O.D.
- 2-1/4" base dia.
- Single screw mounting
- Furnished w/ screws

CODE	MATERIAL	FINISH	PACKAGE	PACK	
69000	ABS	White	1Pr/Polybag	100/800	
59400	ABS	White	1Pr/Polybag	4/12	



- For poles or rods up to 1-9/32" O.D.
- 3 Hole installation
- Dimensions: 1-5/16" dia.
- One-full circle & one-half circle
- Furnished w/ screws

CODE	MATERIAL	FINISH	PACKAGE	PACK	
69015	Steel	Chrome	1Pr/Polybag	100	



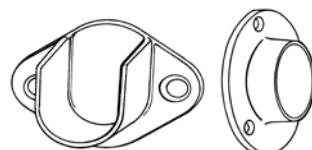
- For poles or rods up to 1-1/4" O.D.
- Dimensions: 1-11/32" flange
- One-full circle & one-half circle
- Furnished w/ screws

CODE	MATERIAL	FINISH	PACKAGE	PACK	
68990	Zinc	White	1Pr/Polybag	12/60	



- Unfinished; 1-7/16"
- Inside dia.
- 2-1/2" Outside dia.
- Furnished w/ screws

CODE	MATERIAL	FINISH	PACKAGE	PACK	
69010	Wood	2-1/2"	1Pr/Polybag	12/60	



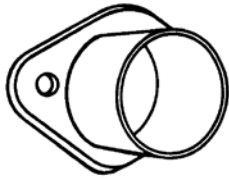
- Standard profile
- 3 Hole installation
- Surface mount screw holes
- 7/8" deep
- Furnished w/ screws

CODE	MATERIAL	TUBE DIA.	FINISH	PACKAGE	PACK	
28020	Zinc	1-1/8"	Chrome	Polybag w/ UPC	12/120	
28011	Zinc	1-5/16"	Chrome	Polybag w/ UPC	12/240	
28010	Zinc	1-1/4"	Chrome	Polybag w/ UPC	12/240	

28011

28010

CLOSET POLE SOCKETS



- High profile
- 2-3/4" long, 1-3/4" wide, 1" deep
- 2 Surface mount installation screw holes

CODE	MATERIAL	TUBE DIA.	FINISH	PACKAGE	PACK
28005	Zinc	1-1/16"	Chrome	Bulk	12/240

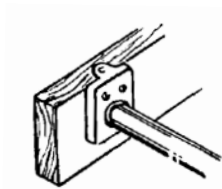
DECORATIVE SPRING TENSION ROD

CODE	FINISH	SIZE	PACKAGE	PACK
64109	Almond	36" - 63"	Hanger Tag	6/12

- Telescoping, expands - no screws required
- Sure grip ends
- Fit-all standard shower openings



CLOSET RODS



- Heavy gauge, no sag construction
- Telescoping tubes
- Hook flanges
- 1" Outside dia.
- Furnished w/ screws

CODE	SIZE	FINISH	PACKAGE	PACK
64000	18" to 30"	Zinc	Polybag w/ UPC	10
64005	30" to 48"	Zinc	Polybag w/ UPC	10
64010	48" to 72"	Zinc	Polybag w/ UPC	10
64015	72" to 96"	Zinc	Polybag w/ UPC	10
64020	72" to 120"	Zinc	Polybag w/ UPC	10



ADJUSTABLE RODS

- Spring tension
- Telescoping tubing
- Holds up to 33 lb. per rod
- Rubber end pads

CODE	O.D.	SIZE	FINISH	PACKAGE	PACK
64110	1"	36" - 63"	White	Shrink Wrapped	12
104416	1"	36" - 63"	Almond	Shrink Wrapped	6
64115	1"	41" - 76"	White	Shrink Wrapped	12
64120	1"	36" - 63"	Chrome	Shrink Wrapped	12



ORGANIZATION

SUPPORT BRACKETS



Extra Heavy Duty

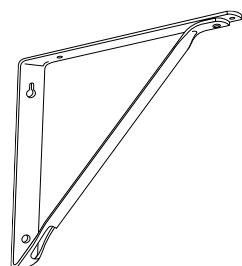
- Combination shelf & rod
- Meets BHMA standard 125 lb. on hook & 150 lb. on shelf
- Holds rods up to 1-3/4" dia.
- 11" Projection from wall
- One piece steel construction

CODE	SIZE	FINISH	PACKAGE	PACK	
59500	2-1/2"	Painted/White	UPC/Bulk	20	
11104	2-1/2"	Powder Coat/White	UPC/Bulk	20	
11130	3"	Powder Coat/White	UPC/Bulk	20	



- Holds up to 1,000 lb. per pair

CODE	SIZE	FINISH	PACKAGE	PACK	
11134	10-1/2" x 7-1/2"	White	UPC/Bulk	10	
11136	16" x 11"	White	Bulk	10	
11138	20" x 13"	White	Bulk	10	



Heavy Duty

- Meets BHMA standard 150 lb. on shelf
- 10" Projection from wall

CODE	SIZE	FINISH	PACKAGE	PACK	
11132	10" Projection	White	Bulk	20	

SHELF BRACKETS



- Grey & white enamel finish
- Six staggered countersunk screw holes in each bracket
- One piece construction
- Heavy gauge .0354

GREY	WHITE	SIZE	REC. SAFE WORKING LOAD	PACKAGE	PACK	
96115	96116	3" x 4"	40 lb.	Bulk	20/200	
96117	96118	4" x 5"	40 lb.	Bulk	20/200	
96119	96120	5" x 6"	45 lb.	Bulk	20/200	
96121	96122	6" x 8"	55 lb.	Bulk	20/200	
96123	96124	7" x 9"	55 lb.	Bulk	20/100	
96125	96126	8" x 10"	55 lb.	Bulk	20/100	
96111	96112	10" x 12"	65 lb.	Bulk	20/60	
96113	96114	12" x 14"	75 lb.	Bulk	20/60	

FOLDING SHELF BRACKETS



Deluxe Heavy Duty Steel

- For drop down shelves from 8" to 24" wide
- Automatic safety locking device
- Quick release folding mechanism
- Solid rivet construction
- Polybag furnished w/ screws
- Box w/o screws

CODE	SIZE	FINISH	PACKAGE	PACK	
11030	8" x 8"	White	2/Polybag	3/48	
11035	12" x 12"	White	2/Polybag	3/24	
11040	16" x 16"	White	2/Polybag	3/12	
11045	8" x 8"	Gray	2/Polybag	5/50	
11050	12" x 12"	Gray	2/Polybag	5/25	
11055	16" x 16"	Gray	2/Polybag	5/15	
97217	8" x 8"	Gray	2/Box	1/24	
97215	12" x 12"	Gray	2/Box	1/18	
97216	16" x 16"	Gray	2/Box	1/18	

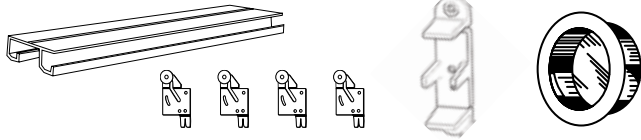
BY-PASS CLOSET DOOR TRACK & HARDWARE SET



Standard Duty Set

- For doors 3/4" – 1-3/8" thick
- For doors up to 50 lb. ea.
- Hardware for 2 doors.
Contents: 1 Length of steel track
- Four nylon wheel hangers
- 1 Nylon adjustable floor guide
- 2 Brass finger pulls

CODE	SIZE	FINISH	PACKAGE	PACK
61206	48"	24"	Shrink Wrapped	10
61207	60"	30"	Shrink Wrapped	10
61208	72"	36"	Shrink Wrapped	10
61209	96"	48"	Shrink Wrapped	10



BY-PASS CLOSET DOOR COMPONENTS



Finger Pulls

- Solid brass construction
- Pull handle stores flush when not in use
- Lifetime warranty
- Furnished w/ screws

SOLID BRASS

PREMIUM FINISH

CODE	SIZE	FINISH	PACKAGE	PACK
60015	3-1/8" H x 1-5/16" W	Brass	Polybag w/ UPC	10/150
60018	3-1/8" H x 1-5/16" W	Satin Nickel	Polybag w/ UPC	10/150



- Stamped steel construction

PREMIUM FINISH

CODE	SIZE	FINISH	PACKAGE	PACK
60005	2-1/8" Dia.	Brass	Polybag w/ UPC	50/200
60026	2-1/8" Dia.	Dull Chrome	Polybag w/ UPC	50/200
60027	2-1/8" Dia.	Satin Nickel	Polybag w/ UPC	50/200
60030	2-1/8" Dia.	Oil Rubbed Bronze	Polybag w/ UPC	50/200

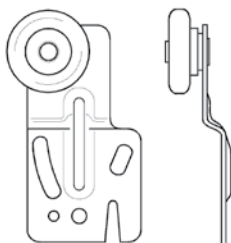


- 3/8" Deep

PREMIUM FINISH

CODE	SIZE	FINISH	PACKAGE	PACK
97155	3/4" Dia.	Zinc	Box	200/4000
60000	3/4" Dia.	Brass	Box	100/5000
60002	3/4" Dia.	Satin Nickel	Box	100/5000

SLIDING DOOR COMPONENTS



Sliding Door Track Hangers

- Adjustable
- Reinforced plated steel
- Staggered screw hole location
- Smooth glide nylon rollers
- Replacement hanger fits most overhead tracks
- Furnished w/ screws

CODE	SIZE	ROLLER DIA.	ROLLERS	PACKAGE	PACK
31610	1/2"	7/8"	Plain	1Pr/Polybag	12/288
31615	11/16"	7/8"	Plain	1Pr/Polybag	5/100

ORGANIZATION

SLIDING DOOR GUIDE



31597



31598

- Adjustable for door thicknesses
- For doors from 1-3/8" to 1-3/4" thick

CODE	SIZE	PACKAGE	PACK	SIZE
31597	.8" H x .9"-1.7" W x .7" D	Card	12/600	
31598	.7" H x 1.55" W x .75" D	Card	12/600	



- For 1-3/8" thick doors
- For two or four folding doors

CODE	SIZE	PACKAGE	PACK	SIZE
31591	.75" H x 2.75" W x .75" D	Polybag w/ UPC	72/720	



- For 1-3/8" thick doors
- Steel plate w/ nylon guides

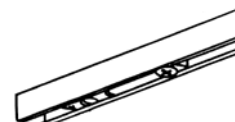
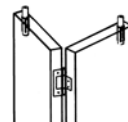
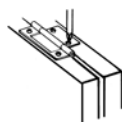
CODE	SIZE	PACKAGE	PACK	SIZE
31596	.75" H x 2.75" W x .75" D	Card	72/240	

BI-FOLD DOOR TRACK & HARDWARE SET



- For doors 7/8" – 1-3/8" thick
- For doors up to 20 lb. each
- Contents: hinges; pivots & guides; enameled steel guide track; heavy duty bracket; wood knob; aligners
- Spring loaded guide

CODE	SIZE	FINISH	PACKAGE	PACK	SIZE
61202	24"/Sets	2	Display Box	5	
61203	48"/Sets	4	Display Box	5	
61204	60"/Sets	4	Display Box	5	
61205	72"/Sets	4	Display Box	5	



Flag Leaf Hinge

- Surface mount
- Bright brass plated finish
- Nylon bearings w/ round corners
- Countersunk screw holes

CODE	SIZE	PACKAGE	PACK	SIZE
35400	3-1/2" x 1-1/4"	Bulk	100/500	



Door Knob

- Unfinished wood knob
- Furnished w/ screw

CODE	SIZE	PACKAGE	PACK	SIZE
41446	1-1/2" Dia.	1/Polybag	25/500	

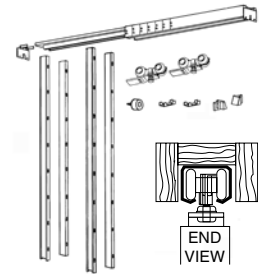
POCKET DOOR FRAME KIT



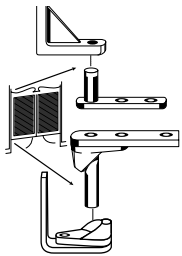
Standard Duty

- For doors up to 3' wide & up to 6'8" high
- For doors 1-3/8" – 1-3/4" thick
- Jump-proof track & rollers
- Galvanized steel box track
- Real wood splint studs, steel encased for rigidity & to prevent fastener penetration into the pocket
- Ball bearing hangers
- Contents: 1 header assembly, 2 pair split studs, 2 heavy duty ball bearing hangers, 2 door mounting plates, 1 bumper stop, 1 pair door guides, 1 adjusting wrench

CODE	SIZE	PACKAGE	PACK
61215	125 lb.	Display Box	1



GRAVITY PIVOT HINGE SET



- Packed in sets: one set per door
- Furnished w/ hinges (2) & screws




CODE	FINISH	SET QTY.	PACKAGE	PACK
60857	Brass	One (1) Door	Card	5/50
96623	Brass	Two (2) Doors	Card	10/100



Locks

- Overall size: 2-1/2"W by 2-3/4" H
- Non-handed
- Fits all 1-3/8" to 1-3/4" pocket doors



PREMIUM FINISH

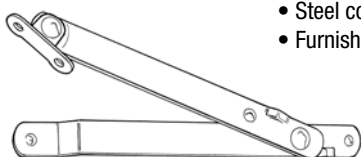
CODE	FINISH	TYPE	PACKAGE	PACK
49500	Brass	Passage	Box	6/72
49601	Satin Nickel	Passage	Card	6/72
49602	Oil Rubbed Bronze	Passage	Card	6/72
49505	Brass	Privacy	Box	6/72
49606	Satin Nickel	Privacy	Card	6/72
49607	Oil Rubbed Bronze	Privacy	Card	6/72

LID SUPPORT

- Steel construction
- Furnished w/ screws



CODE	FINISH	TYPE	PACKAGE	PACK
60869	7"	Brass	1 Pr/Card	5/50



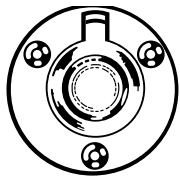

- Steel construction
- Furnished w/ screws

CODE	SIZE	FINISH	PACKAGE	PACK
60870	10"	Brass	1 Pr/Card	5

ORGANIZATION

FLUSH RING PULLS

- Furnished w/ screws



CODE	SIZE	FINISH	PACKAGE	PACK	
SQUARE					
96411	1-1/2" x 1-3/4"	Chrome	Polybag w/ UPC	12/288	
96412	1-1/2" x 1-3/4"	Brass	Polybag w/ UPC	12/288	
ROUND					
96407	1-1/2" Dia.	Chrome	Polybag w/ UPC	12/288	
96408	1-1/2" Dia.	Brass	Polybag w/ UPC	12/288	

CHEST HANDLE

- Furnished w/ screws



CODE	PIN SIZE	FINISH	PACKAGE	PACK	
60818	3-3/4"	Zinc	2/Polybag	5/50	

MIRROR CLIPS

- Ribbed mirror clips
- Furnished w/ 6 x 1-1/4" #6 oval head nickel plated wood screws



CODE	SIZE	SIZE	PACKAGE	PACK	
15293	Clear Plastic	5/8" w x 3/4" l	6/Card	12/600	


SLIDING TUB & SHOWER DOOR REPLACEMENT ROLLERS

- Nylon wheels
- Ball bearing axle w/ machine screws
- Fits most sliding door
- Furnished w/ screws




CODE	SIZE	SIZE	PACKAGE	PACK	
64550	Convex	7/8"	4/Card	12/240	
64555	Flat	3/4"	4/Card	12/240	

STRAIGHT STRAP - BARN DOOR SET



CODE	FINISH	DESCRIPTION	SIZE	PACK
61240	Stainless Steel	Barn Door Set	78-3/4"	1
61241	Black	Barn Door Set	78-3/4"	1
61242	Bronze	Barn Door Set	78-3/4"	1
61245	Stainless Steel	Barn Door Set	96"	1
61246	Black	Barn Door Set	96"	1
61247	Bronze	Barn Door Set	96"	1

BENT STRAP - BARN DOOR SET



CODE	FINISH	DESCRIPTION	SIZE	PACK
61250	Stainless Steel	Barn Door Set	78-3/4"	1
61251	Black	Barn Door Set	78-3/4"	1
61252	Bronze	Barn Door Set	78-3/4"	1
61255	Stainless Steel	Barn Door Set	96"	1
61256	Black	Barn Door Set	96"	1
61257	Bronze	Barn Door Set	96"	1

EXPANSION PARTS

Track Only



CODE	FINISH	DESCRIPTION	PACK
61280	Stainless Steel	Barn Door, 96" Track Only	1
61281	Black	Barn Door, 96" Track Only	1
61282	Bronze	Barn Door, 96" Track Only	1

Track Joiner Kit



CODE	FINISH	DESCRIPTION	PACK
61285	Stainless Steel	Barn Door, Track Joiner Kit, w/Bolts	1
61286	Black	Barn Door, Track Joiner Kit, w/Bolts	1
61287	Bronze	Barn Door, Track Joiner Kit, W/Bolts	1

Wall Spacer



CODE	FINISH	DESCRIPTION	PACK
61288	Stainless Steel	Barn Door, Wall Spacer Bolt	1
61289	Black	Barn Door, Wall Spacer Bolt	1

ACCESSORIES

Mount Guide




Wall Mount Guide



Floor Mount Guide

CODE	FINISH	DESCRIPTION	PACK
61290	(Nylon) White	Barn Door, Wall Mount Guide	1
61291	(Nylon) Black	Barn Door, Floor Mount Guide	1

Latch Only



CODE	FINISH	DESCRIPTION	PACK
61292	Stainless Steel	Barn Door, Latch Only	1
61293	Black	Barn Door, Latch Only	1
61294	Bronze	Barn Door, Latch Only	1

Strap Bolt



CODE	FINISH	DESCRIPTION	SIZE	PACK
61295	Stainless Steel	Barn Door, Strap Bolts	1-3/8"	1
61296	Black	Barn Door, Strap Bolts	1-3/8"	1
61297	Stainless Steel	Barn Door, Strap Bolts	1-3/4"	1
61298	Black	Barn Door, Strap Bolts	1-3/4"	1


Decorative Hardware

Cabinet and decorative hardware by Ultra® is the smart choice for home improvement. The line includes a full range of decorative knobs, pulls, cabinet hinges, drawer slides and hooks



available in styles and finishes from tested traditional to cutting-edge contemporary.

With hundreds of designs and decorative finishes, Designers Edge® gives every homeowner an option for that all important finishing touch to complete a room makeover or renovation.



SATIN NICKEL



41915
1-1/2" Dia.
Satin Nickel
pk. 25



41913
2-7/8" Dia.
Satin Nickel
pk. 25



41543R1
1-1/4" Dia.
Satin Nickel
pk. 25



41661R1
1-1/4" Dia.
Satin Nickel
pk. 12



41776R1
1-1/4" Dia.
Satin Nickel
pk. 25



41779R1
1-1/4" Dia.
Satin Nickel
pk. 25



41766
1-1/4" Dia.
Satin Nickel
pk. 25



41737
1-1/4" Dia.
Satin Nickel
pk. 12



41649R1
1-1/8" Dia.
Satin Nickel
pk. 12



41542R1
1-1/4" Dia.
Satin Nickel
pk. 25



41840
1-1/4" Dia.
Satin Nickel
pk. 12



41685
1-3/8" Dia.
Satin Nickel
pk. 25

SATIN NICKEL



41652
1-1/2" Dia.
Satin Nickel
pk. 25



41851
1-1/4" Dia.
Satin Nickel
pk. 25



41459
1-1/4" Dia.
(Hollow)
Satin Nickel
pk. 25



41793
1-1/4" Dia.
(Hollow)
Satin Nickel
pk. 25



41841
1-1/2" Dia.
(HOLLOW BACK)
Satin Nickel
pk. 25



41929
1-1/4" Dia.
Satin Nickel
pk. 25



41529
1-3/16" Dia.
Satin Nickel
pk. 25



41845
1-1/8" Dia.
Satin Nickel
pk. 25



NEW 42000
1-1/4" Dia.
Satin Nickel
pk. 25



NEW 42002
1-1/4" Dia.
(Hollow Back)
Satin Nickel
pk. 25



NEW 42004
1-1/4" Dia.
Satin Nickel
pk. 25



NEW 42006
1-1/4" Dia.
Satin Nickel
pk. 25



NEW 42008
1-1/4" Dia.
Satin Nickel
pk. 25



59219R1
3" C.C.
Satin Nickel
pk. 10

SATIN NICKEL



NEW 42013
3-3/4" C.C.
Satin Nickel
pk. 25

40871
3" C.C.
Satin Nickel
pk. 25



NEW 42015
5" C.C.
Satin Nickel
pk. 25



59729
3" C.C.
Satin Nickel
pk. 25



59967
3" C.C.
Satin Nickel
pk. 25



59883
3" C.C.
Satin Nickel
pk. 12



59587R1 3" C.C. pk. 25
59575R1 3-1/2" C.C. pk. 25



59613R1 3" C.C. pk. 25
59615R1 3-1/2" C.C. pk. 25
59501 4" C.C. pk. 25



59657
3" C.C.
Satin Nickel
pk. 25



59648
3" C.C.
Satin Nickel
pk. 25



59147
3" C.C.
Satin Nickel
pk. 25



59600
3" C.C.
Satin Nickel
pk. 25



59884
3-3/4" C.C.
Satin Nickel
pk. 12

SATIN NICKEL *continued*



59599R1
3" C.C.
Satin Nickel
pk. 25



NEW 42011
3-3/4" C.C.
Satin Nickel
pk. 25



NEW 42009
3-3/4" C.C.
Satin Nickel
pk. 25

40870
3" C.C.
Satin Nickel
pk. 25



59874
2" C.C.
Satin Nickel
pk. 25



59991	3" C.C. / Overall 5-3/8"	pk. 12
40862	3-3/4" C.C. / Overall 5-3/4"	pk. 12
59875	3-3/4" C.C. / Overall 7"	pk. 12
59876	7" C.C. / Overall 10"	pk. 12
59877	9-3/4" C.C. / Overall 13"	pk. 12
59878	15-1/4" C.C. / Overall 18-1/4"	pk. 10
59879	17-5/8" C.C. / Overall 20-3/4"	pk. 10

STAINLESS STEEL



SOLID BAR

59990	3" C.C. OL 5-3/8"	pk. 12
59880	3-3/4" C.C. OL 6-1/4"	pk. 12
59881	7" C.C. OL 10"	pk. 12
59882	9-3/4" C.C. OL 13"	pk. 12
59983	15-1/4" C.C. 18-1/4"	pk. 10
59984	17-5/8" C.C. OL 20-3/4"	pk. 10
59985	23-1/4" C.C. OL 25-3/34	pk. 10

HOLLOW SST BAR

40864	3" C.C. / Overall 5" OL	pk. 12
40865	3-3/4" C.C. / Overall 6-1/8" OL	pk. 12

POLISHED BRASS



41579
1-1/4" Dia.
Polished Brass
pk. 25



41365
1-1/4" Dia.
Polished Brass
pk. 25



41535
1-1/4" Dia.
Polished Brass
pk. 25



41519
1" Dia.
Polished Brass
pk. 50



41520
1-1/4" Dia.
Polished Brass
pk. 25



41522
1" Dia.
Polished Brass
pk. 25



41521
1-1/4" Dia.
Polished Brass
pk. 25



41550R1
1-1/4" Dia.
Polished Brass
pk. 25



41510R1
1-1/4" Dia.
Polished Brass
pk. 25



41600
1-3/8" Dia.
Polished Brass
pk. 50



97484
1-7/8" Dia.
Polished Brass
pk. 50



96844
1" Dia.
Polished Brass
pk. 50



41605
1-3/4" Dia.
Polished Brass
pk. 50

POLISHED BRASS *continued*



41433
1-1/4" Dia.
Polished Brass /
White Porcelain
pk. 25



41434
1-1/4" Dia.
Polished Brass / Almond
Porcelain
pk. 25



41514
1-1/4" Dia.
Polished Brass /
White Plastic
pk. 25



41615
1-1/4" Dia.
Polished Brass /
White Plastic
pk. 25



41617
1-1/4" Dia.
Polished Brass / Oak
pk. 25



41497
1-1/4" Dia.
Polished Brass / Clear
pk. 25



57600
2-3/4" Dia. Backed
Polished Brass
pk. 50




59543 3-1/2" C.C. pk. 25



59541
3" C.C.
Polished Brass
pk. 25



59100R1 3" C.C. pk. 25
59105R1 3-1/2" C.C. pk. 25
59110R1 4" C.C. pk. 25



59614
3" C.C.
Polished Brass
pk. 25



59551
3" C.C.
Polished Brass
pk. 25

POLISHED BRASS *continued*



59145
3" C.C.
Polished Brass
pk. 25



59517
3" C.C.
Polished Brass / Oak
pk. 25



59604
3" C.C.
Polished Brass / Oak
pk. 25



59636
3" C.C.
Polished Brass /
White Porcelain
pk. 25



59522
3" C.C.
Polished Brass / White
Plastic
pk. 25



59602
3" C.C.
Polished Brass / White
Plastic
pk. 25

OIL RUBBED BRONZE



NEW 42001
1-1/4" Dia.
Oil Rubbed Bronze
pk. 25



NEW 42003
1-1/4" Dia.
Hollow Back
Oil Rubbed Bronze
pk. 25



NEW 42005
1-1/4" Dia.
Oil Rubbed Bronze
pk. 25



NEW 42007
1-1/4" Dia.
Oil Rubbed Bronze
pk. 25



NEW 42010
3-3/4" Dia.
Oil Rubbed Bronze
pk. 25



NEW 42012
3-3/4" Dia.
Oil Rubbed Bronze
pk. 25



NEW 42014
3-3/4" Dia.
Oil Rubbed Bronze
pk. 25

DARK OIL RUBBED BRONZE



41774R1
1-1/4" Dia.
Oil Rubbed Bronze (Dark)
pk. 25



41798
1-1/4" Dia.
Oil Rubbed Bronze (Dark)
pk. 25



41911
1-1/4" Dia.
Oil Rubbed Bronze (Dark)
pk. 25



59244R1
3" C.C.
Oil Rubbed Bronze (Dark)
pk. 10



59925
5" C.C.
Oil Rubbed Bronze (Dark)
pk. 12



59969
3" C.C.
Oil Rubbed Bronze (Dark)
pk. 25



59626R1
3" C.C.
Oil Rubbed Bronze (Dark)
pk. 25



59937
3" C.C.
Oil Rubbed Bronze (Medium)
pk. 25

ANTIQUE BRASS



41708
1-5/16" Dia.
Antique Brass
pk. 25



41657
1-1/4" Dia.
Antique Brass
pk. 25



41655
1-3/8" Dia.
Antique Brass
pk. 25

ANTIQUE BRASS *continued*



41611
1" Dia.
Antique Brass
pk. 25



41620
1-3/16" Dia.
Antique Brass
pk. 25



41622
1-7/16" Dia.
Antique Brass
pk. 25



41658
1-1/8" Dia.
Antique Brass
pk. 50



41660
1-1/4" Dia.
Antique Brass
pk. 25



95878
3" Dia. Backer
Antique Brass
pk. 100



41610
1-1/2" Dia.
Antique Brass
pk. 25



41873
1-1/4" Dia.
Antique Brass / Oak
pk. 25



59708
3" C.C.
Antique Brass
pk. 25



59537
3" C.C.
Antique Brass
pk. 25



59519
3" C.C.
Antique Brass / Oak
pk. 25

ANTIQUÉ BRASS *continued*



59227
3" C.C.
Antique Brass
pk. 25



59568
3" C.C.
Antique Brass
pk. 25



59155
3" C.C.
Antique Brass
pk. 25



59542
3" C.C.
Antique Brass
pk. 25



59621
3" C.C.
Antique Brass
pk. 25



59525
3" C.C.
Antique Brass
pk. 25



59565
3" C.C.
Antique Brass
pk. 25



59524
3" C.C.
Antique Brass
pk. 25

BRUSHED NICKEL



41639
1-1/8" Dia.
Brushed Nickel
pk. 25



59232
3" C.C.
Brushed Nickel
pk. 25



59229
3" C.C.
Brushed Nickel
pk. 25




59456
3" C.C.
Brushed Nickel
pk. 25



59464
3" C.C.
Brushed Nickel
pk. 25



59759
3-3/4" C.C.
Brushed Nickel
pk. 25



59760
5" C.C.
Brushed Nickel
pk. 25

BRUSHED CHROME



41905R1
1-1/4" Dia.
Brushed Chrome
pk. 25

ALUMINUM



59693 3" C.C. ALUMINUM pk. 25
59692 3-1/2" C.C. ALUMINUM pk. 25
97100 4" C.C. ALUMINUM pk. 25

SATIN CHROME



41765
1-1/4" Dia.
Satin Chrome
pk. 25



41778R1
1-1/4" Dia.
Satin Chrome
pk. 25



41665
2" Dia.
Satin Chrome
pk. 25



41666
2-3/4" Dia.
Satin Chrome
pk. 25



59135R1 3-1/2" C.C. pk. 25 SATIN CHROME
59140R1 4" C.C. pk. 25 SATIN CHROME

POLISHED CHROME



41570R1
1-1/4" Dia.
Polished Chrome
pk. 25



41553R1
1-1/4" Dia.
Polished Chrome
pk. 12



41443
1-1/4" Dia.
Polished Chrome / White
Porcelain
pk. 25



41523
1" Dia.
Polished Chrome
pk. 25



41616
1-1/4" Dia.
Polished Chrome / White
Plastic
pk. 25



41513
1-1/4" Dia.
Polished Chrome / White
Plastic
pk. 25

POLISHED CHROME *continued*



41607
1-1/4" Dia.
Polished Chrome
pk. 25



41669 1-3/8" Dia. pk. 25
96842 1-7/8" Dia. pk. 50



96843
1-1/2" Dia.
Polished Chrome
pk. 50



41598
1-1/4" Dia.
Polished Chrome
pk. 25



57603
2-3/4" Dia. Backer
Polished Chrome
pk. 200



59533R1
3" C.C.
Polished Chrome
pk. 25



59596
3" C.C.
Polished Chrome
pk. 25



59970
3" C.C.
Polished Chrome
pk. 25



59115R1 3" C.C. pk. 25
59125R1 4" C.C. pk. 25



59523
3" C.C.
Polished Chrome / White
Plastic
pk. 25



59553
3" C.C.
Polished Chrome
pk. 25



59558
3" C.C.
Polished Chrome
pk. 25



59150
3" C.C.
Polished Chrome
pk. 25

ANTIQUE STEEL



41532
1-1/8" Dia.
Antique Steel
pk. 25



41709
1-5/16" Dia.
Antique Steel
pk. 25



59213
3" C.C.
Antique Steel
pk. 25

BLACK



41640
1" Dia.
Matt Black
pk. 50



41643
1-1/8" Dia.
Matt Black
pk. 25



41536
1-1/8" Dia.
Black
pk. 25



59412
3" C.C.
Matt Black
pk. 25



59413
3" C.C.
Matt Black
pk. 25



59225
3" C.C.
Black
pk. 25



59221
3-1/4" C.C.
Black
pk. 25

BLACK NICKEL



41591
1-1/8" Dia.
Black Nickel
pk. 25



59188 3" C.C. Black Nickel pk. 25
59192 4" C.C. Black Nickel pk. 25

EUROPEAN BRONZE



41850
1-1/4" Dia.
Oil Rubbed Bronze
pk. 25



59476
1-1/4" Dia.
European Bronze
pk. 25



59509R1 3-1/2" C.C. pk. 25



59948
3" C.C.
European Bronze
pk. 25



59971
3" C.C.
European Bronze
pk. 25

RUST



41724R1
1-1/4" Dia.
Rust
pk. 12



41612
1-1/2" Dia.
Rust
pk. 25



59946
3" C.C.
Rust
pk. 25

POLISHED COPPER



41752
1-1/4" Dia.
Polished Antique Copper
pk. 25

ANTIQUÉ COPPER



41656
1-3/8" Dia.
Antique Copper
pk. 25



41869
3" C.C.
Antique Copper
pk. 25

UNFINISHED WOOD



41445
1-1/4" Dia.
Unfinished Beech
pk. 25



41442
1-1/2" Dia.
Unfinished Beech
pk. 25



41446
1-1/2" Dia.
Unfinished Beech
pk. 25



41447
1-3/4" Dia.
Unfinished Beech
pk. 25



41448
2" Dia.
Unfinished Beech
pk. 25



41461
1-1/4" Dia.
Unfinished Beech
pk. 25



41458
1-1/2" Dia.
Unfinished Beech
pk. 25



41457
1-1/4" Dia.
Unfinished Beech
pk. 25



59651
3" C.C.
Unfinished Oak
pk. 25



59654
3-3/4" C.C.
Unfinished Oak
pk. 25

RESIN



41747
1-1/4" Length
Football
pk. 25



41745
1-1/4" Dia.
Baseball
pk. 25



41748
1-1/4" Dia.
Basketball
pk. 25



41749
1-1/4" Dia.
Sunflower
pk. 25



41744
1-1/4" Dia.
Rose
pk. 25

PORCELAIN



41378
1-1/4" Dia.
White Porcelain
pk. 25



41627
1-1/2" Dia.
White Porcelain
pk. 25



41425
1-1/4" Dia.
White Porcelain
pk. 25



41435
1-1/4" Dia.
White Porcelain
pk. 25



41377
1-1/4" Dia.
White Porcelain
pk. 25



41376
1-1/2" Dia.
White Porcelain
pk. 25



41427
1-1/2" Dia.
Black Porcelain
pk. 25

CERAMIC



41633
1" Dia.
White Ceramic
pk. 25



41634
1-1/4" Dia.
White Ceramic
pk. 25



41635
1-1/2" Dia.
White Ceramic
pk. 25



41619
1-3/8" Dia.
White Ceramic
pk. 25

PLASTIC



41671
1-1/4" Dia.
White Plastic
pk. 25



41673
1-1/2" Dia.
White Plastic
pk. 25



59196 3" C.C. pk. 25
59485 4" C.C. pk. 50

STEEL



41835R1
1-1/4" Dia.
Hollow Steel
pk. 25

VALUE PACK

- Clamshell value pack in traditional mushroom style knob & 3" center to center pull
- Both available in Satin Nickel, Oil Rubbed Bronze (Med.) & Polished Chrome finishes
- 10 pc. per pk.



CODE	DESCRIPTION	SIZE	FINISH	PACKAGE	PACK
59160	Knob	1-1/4" Dia.	Satin Nickel	Clamshell	5
59161	Knob	1-1/4" Dia.	Oil Rubbed Bronze (Medium)	Clamshell	5
59156	Pull	3" C.C.	Satin Nickel	Clamshell	5
59158	Pull	3" C.C.	Oil Rubbed Bronze (Medium)	Clamshell	5

WRAP HINGES

Partial Wrap



CODE	FINISH	PACK
34922	Antique Brass	25
34923	Brass Plated	25
34956	Satin Nickel	25

Polybagged in pairs w/ screws

Full Wrap



CODE	FINISH	PACK
34924	Antique Brass	25

Polybagged in pairs w/ screws

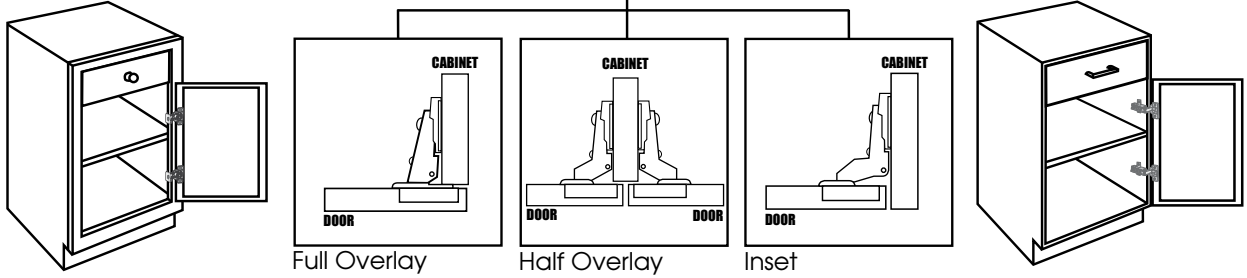
CONCEALED HINGES



Face Framed Cabinet

Select Hinge by the Door Position

Frameless Cabinet



CODE	DESCRIPTION	CABINET TYPE	OPENING	CC	PACKAGE	PACK
34840	Soft Close - Full Overlay	Frameless	100°	1-7/8" CC	2/Poly	10
34841	Soft Close - Half Overlay	Frameless	100°	1-7/8" CC	2/Poly	10
34842	Soft Close - Inset	Frameless	100°	1-7/8" CC	2/Poly	10
34866	Full Overlay	Frameless	110°	1-3/4" CC	2/Poly	20
34868	Half Overlay	Framed	120°	1-3/4" CC	2/Poly	20
34885	Inset	Frameless	105°	1-3/4" CC	2/Poly	10
34890	Half Overlay	Frameless	105°	1-3/4" CC	2/Poly	10
34895	Full Overlay	Frameless	105°	1-3/4" CC	2/Poly	10
34865	Inset	Frameless	165°	1-3/4" CC	1/Poly	10
34850	Half Overlay	Framed	105°	1-3/4" CC	2/Poly	10
34867	Full Overlay	Framed	100°	1-3/4" CC	2/Poly	20
34870	Inset	Frameless	105°	2" CC	2/Poly	10
34875	Half Overlay	Frameless	105°	2" CC	2/Poly	10
34880	Full Overlay	Frameless	105°	2" CC	2/Poly	10

H HINGES



CODE	TYPE	SIZE	FINISH	PACK
35080	Flush	3-1/2" Length	Black	25
35082	Flush	3-1/2" Length	Antique Brass	25
35084	Offset	3-1/2" Length	Black	25
35085	Offset	3-1/2" Length	Antique Copper	25
35086	Offset	3-1/2" Length	Antique Brass	25


Polybagged in Pairs




**The following registered trade name or trade mark is not owned, associated with or connected in any way with World and Main and is used herein for illustrative purposes only.

SELF-CLOSING HINGES

Flush Type Hinges – 1.625" w



3/8" Inset Hinges – 1.5" w



CODE	FINISH	PACK	
FLUSH TYPE HINGES			
34900R1	Antique Brass	25	
34901R1	Oil Rubbed Bronze	25	
34902R1	Antique Copper	25	
34904R1	Satin Nickel	25	
34910R1	Polished Brass	25	
34920R1	Chrome Plated	25	
34912R1	White	25	
Polybagged in pairs w/ screws			

CODE	FINISH	PACK	
INSET HINGES			
34905R1	Antique Brass	25	
34906R1	Satin Nickel	25	
34908R1	Oil Rubbed Bronze	25	
34911R1	Antique Copper	25	
34915R1	Polished Brass	25	
34918R1	White	25	
34921R1	Chrome Plated	25	
Polybagged in pairs w/ screws			

ORNAMENTAL HINGE



CODE	SIZE	FINISH	PACK
60854	2-3/8" x 2-3/16"	Brass Plated	10
Carded in pairs w/ screws			

ROLLER CATCHES

Single Roller Catches



CODE	SIZE	STRIKE	WHEEL	FINISH	PACK
13525	1-3/8" x 1-7/8"	1-5/8" x 7/8"	5/8" x 5/8"	Brass Plated	12
13550	1" x 1-3/8"	1-3/8" x 5/8"	3/8" x 3/8"	Zinc Plated	100
Polybagged w/ screws					



CODE	FINISH	PACK
96211	Zinc Plated	25
Polybagged w/ screws		

DOUBLE ROLLER CATCHES



CODE	FINISH	PACK
13505	Zinc Plated	100
13510	Antique Copper	100
13515	Polished Brass	100
Polybagged w/ screws		

CODE	FINISH	PACK
60897	Zinc Plated	10
Carded w/ screws		

**The following registered trade name or trade mark is not owned, associated with or connected in any way with World and Main and is used herein for illustrative purposes only.

MAGNETIC CATCHES

Magnetic Catch w/ Strikes

- 2" x 1"



CODE	TYPE	CASE	SIZE	PACK	
60895	Single	Brown Plastic	2" x 1"	10	
Carded w/ screws					
13492	Single	Brown Plastic	2" x 1"	25	
13496	Single	Aluminum	2" x 1"	20	



CODE	TYPE	CASE	SIZE	PACK	
13497	Single	Aluminum	2-1/4" x 1"	20	
13498	Double	Aluminum	2-1/4" x 1"	20	
Polybagged w/ screws					

Heavy Duty — Magnetic Catches

- 2-3/8" x 5/8"



CODE	SIZE	FINISH	PACK	
13503	2-3/8" x 5/8"	White	50	
13504	2-3/8" x 5/8"	Brown	50	
Polybagged w/ screws				

Plastic — Magnetic Catches



CODE	SIZE	FINISH	PACK	
13500	1-3/4" x 1/2"	Brown	50	
13502	1-3/4" x 1/2"	White	50	
Polybagged w/ screws				

Metal Oversized — Magnetic Catch



CODE	SIZE	PACK	
96200	3"	25	
Polybagged w/ screws			

Plastic Oversized — Magnetic Catch




CODE	SIZE	PACK	
13494	2-3/8" x 3/8"	25	
Polybagged w/ screws			

**The following registered trade name or trade mark is not owned, associated with or connected in any way with World and Main and is used herein for illustrative purposes only.

MAGNETIC CATCHES *continued*

Mini Touch Latch



CODE	TYPE	FINISH	PACK
SINGLE			
13600	Round	White	50
13615	Square	Black	50
DOUBLE			
13620	Round	White	50

Polybagged w/ screws

MAGNETIC LATCHES


Touch Latches



CODE	FINISH	PACK
96874	Brown	50
96875	White	50

Polybagged w/ screws

Mini Touch Latch



CODE	FINISH	PACK
96880	Brass Plated	50
96881	Nickel Plated	50

Polybagged w/ screws

LATCHES

Bar Latch



CODE	SIZE	FINISH	PACK
60899	2-1/2"	Brass Plated	10

Carded w/ screws

Spring Bolt Latch



CODE	FINISH	PACK
41952	Brass Plated	12

Carded w/ screws

Spring Bolt Latch



CODE	FINISH	PACK
41950	Nickel Plated	12
60893	Brass Plated	5

Carded w/ screws

**The following registered trade name or trade mark is not owned, associated with or connected in any way with World and Main and is used herein for illustrative purposes only.

CABINET & DRAWER LOCKS



CODE	FINISH	KEYED	PACK
44819	Brass Plated	Alike	12
Polybagged w/ screws			



CODE	FINISH	PACK
44830	Brass Plated	12
Carded w/ screws		



CODE	FINISH	KEYED	PACK
44825	Brass Plated	Alike	12
Carded w/ screws			
44823	Chrome Plated	Alike	12
44824	Chrome Plated	Different	12
Boxed w/ screws			

DRAWER SLIDES & SOCKETS

Bottom Mounted – Self Closing



CODE	SIZE	FINISH	PACK
66095	14"	White	1/25
66100	16"	White	1/25
66105	18"	White	1/25
Bulk packed in pairs w/ screws			

Side Mounted



CODE	SIZE	FINISH	PACK
66050R1	16"	Zinc Plated	1/10
66055R1	18"	Zinc Plated	1/10
66060R1	20"	Zinc Plated	1/10
66065R1	22"	Zinc Plated	1/10
Bulk packed in pairs w/o screws			

Rear Mounting Sockets



CODE	FINISH	PACK
69020	White Plastic	25
Polybagged in pairs w/o screws		

**The following registered trade name or trade mark is not owned, associated with or connected in any way with World and Main and is used herein for illustrative purposes only.

BALL CATCH

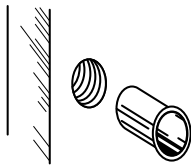


SOLID BRASS

- Solid brass
- One pair of spring-loaded ball bearings
- Adjustable tension

CODE	SIZE	FINISH	PACKAGE	PACK
13530	1-5/8"	Brass	Polybag w/ screws	100/1200
13535	2"	Brass	Polybag w/ screws	50/800
13540	2-1/4"	Brass	Polybag w/ screws	100/600
13545	2-3/4"	Brass	Polybag w/ screws	100/400
96166	1-3/4"	Brass	Bulk w/o screws	12/1200
97482	2-3/8"	Brass	Bulk w/o screws	12/360
96167	2"	Nickel	Bulk w/o screws screws	12/600
96170	2-3/4"	Nickel	Bulk w/o Screws	12/300

GROMMETS



CODE	SIZE	SIZE	PACKAGE	PACK
96419	1/4"	Nickel	Bulk	1000/30,000

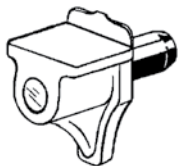
SHELF REST SUPPORTS



- Steel shelf supports
- Push type

CODE	PIN SIZE	FINISH	PACKAGE	PACK
97218	1/4"	Brass	Bulk	1000/4000
97219	1/4"	Nickel	Bulk	1000/4000

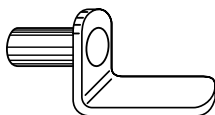
FLUSH RING PULLS



- Fits all standard 3/16" drilled holes
- Push type

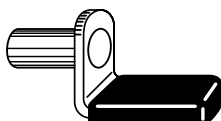
CODE	PIN SIZE	PACKAGE	PACK
75580	8mm x 4.92mm	100/Polybag	10/50

CHEST HANDLE



- Push type

CODE	PIN SIZE	FINISH	PACKAGE	PACK
97224	1/4"	Zinc	Box	144/2880
97234	1/4"	Brass	Bulk	1000/3000
97235	1/4"	Zinc	Bulk	1000/3000



- Brown vinyl covered
- Push type

CODE	PIN SIZE	FINISH	PACKAGE	PACK
97246	1/4" x .245"	Brass	Bulk	1000/4000

COAT & HAT HOOKS



- Light duty
- Zinc
- 3" Projection
- Furnished w/ screws

CODE	FINISH	PACKAGE	PACK
37000	Brass/US3	Polybag w/ UPC	50/1000
37009	Satin Nickel/US15	Polybag w/ UPC	50/1000
37013	Oil Rubbed Bronze/US10B	Polybag w/ UPC	50/100
37002	Nickel	Polybag w/ UPC	5/200
37016	Satin Nickel	2/Card	5/50



- Light duty
- Zinc
- 3" Projection
- Furnished w/ screws

CODE	FINISH	PACKAGE	PACK
37055	Brass/US3	Polybag w/ UPC	60/360
37056	Brass/US3	Polybag w/ UPC	50/360
37057	Chrome/US26	Polybag w/ UPC	50/300



- Heavy duty
- Zinc
- Projection: 37007 - 3-3/4"
- Furnished w/ screws

CODE	SIZE	FINISH	PACKAGE	PACK
37101	4-1/2" OD	Brass/US3	1/Card	5/50
37093	4-1/2" OD	Satin Nickel/US15	1/Card	5/50
37102	4-1/2" OD	White	1/Card	5/50



- Heavy duty
- Zinc
- 3-1/4" Projection
- 1-1/4" by 2" Base
- Furnished w/ screws

CODE	FINISH	PACKAGE	PACK
37008	Brass/US3	Polybag	30/300



- Heavy duty
- Zinc
- 2-7/8" Projection
- Furnished w/ screws

CODE	FINISH	PACKAGE	PACK
61007	Brass/US3	2/Card	5/50
61008	Antique Brass/US5	2/Card	5/50
37006	Brass/US3	Polybag w/ UPC	25/300
38056	Chrome/US26	Polybag w/ UPC	20/300

COAT & HAT HOOK *continued*



CODE	FINISH	PACKAGE	PACK
DH102	Satin Nickel	Carded	4/48

WARDROBE HOOKS



- 1-1/4" Projection
- 2-1/4" Wide
- Furnished w/ screws


CODE	MATERIAL	FINISH	PACKAGE	INNER
37113	Zinc	Brass/US3	2/Card	5/100
37119	Zinc	ORB/US10B	2/Card	5/100
37118	Zinc	Satin Nickel/US15	2/Card	5/100
37114	Zinc	Nickel	2/Card	5/100
37115	Zinc	White	2/Card	5/100
37066	Zinc	Brass/US3	Polybag w/ UPC	60/600
37068	Zinc	Satin Nickel/US15	Polybag w/ UPC	60/600
37067	Zinc	Chrome/US26	Polybag w/ UPC	60/600



- 1-1/2" Projection
- 1-1/2" Wide
- Furnished w/ screws

CODE	MATERIAL	FINISH	PACKAGE	PACK
MH37106	Zinc	Brass/US3	2/Card	5/200
37100	Zinc	Oil Rubbed Bronze/US10B	2/Card	5/200
37099	Zinc	Satin Nickel/US15	2/Card	5/200
MH37108	Zinc	White	2/Card	5/200
37004	Zinc	Brass/US3	Polybag w/ UPC	25/800


KEY & GADGET HOLDER



CODE	FINISH	SIZE	PACKAGE	PACK
DR504	White / Black	8.6"	Box	4/40


- 8.6" long
- White & Black finish
- Box contains: 2 White & 2 Black per inner

MULTI-HOOK WALL MOUNTS



CODE	HOOK FINISH	WOOD FINISH	PACKAGE	PACK	
37072	Brass/US3	Oak	Card	3/30	
37073	Chrome/US26	Natural Maple	Card	3/30	
37071	Satin Nickel/US15	White Board	Card	3/30	

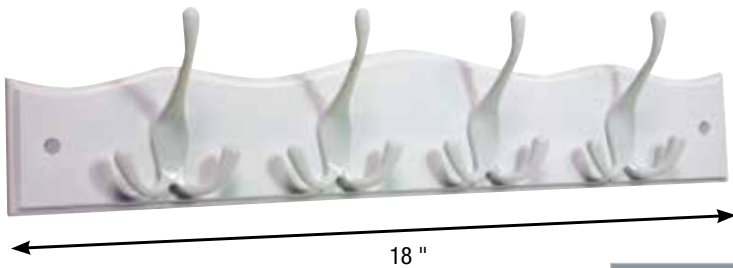
- Heavy duty zinc hooks
- 10" Overall length wood board
- 3-3/4" Projection
- 4-1/2" Overall hook length
- Furnished w/ screws



CODE	HOOK FINISH	WOOD FINISH	PACKAGE	PACK	
37075	Brass/US3	Oak	Card	3/30	
37076	Chrome/US26	Natural Maple	Card	3/30	
37074	Satin Nickel/US15	White Board	Card	3/30	

- Zinc hooks
- 16" Overall length wood board
- 1-1/2" Projection
- 2-7/8" Overall hook length
- Furnished w/ screws

DECORATIVE HOOK & RAIL



CODE	FINISH	SIZE	PACKAGE	PACK	
DR604	White / Black	18"	Box	4/40	

- 18" long
- White & Black finish
- Box contains: 2 White & 2 Black per inner

CARDED HARDWARE

- Drop forged construction
- Easily attached w/o tools
- For repair of low carbon chain & for attached fittings
- Trilingual packaging
- Zinc plated finish



ITEM #	DESCRIPTION	PACK
93121	Quick Link Znc 1/8	10
93161	Quick Link Znc 3/16	10
93211	Quick Link Znc 1/4	10
93251	Quick Link Znc 5/16	10

CARDED CLIP & THIMBLE

- Easily attached w/o tools
- For repair of low carbon chain & for attached fittings
- Trilingual packaging
- Zinc plated finish



ITEM #	DESCRIPTION	PACK
143121	Clip & Thimble Znc 1/8 3&1/Cd	10
143161	Clip & Thimble Znc 3/16 3&1/Cd	10
143211	Clip & Thimble Znc 1/4 3&1/Cd	10

CARDED SNAPS

- Easily attached w/o tools
- For repair of low carbon chain & for attached fittings
- Trilingual packaging
- Zinc plated & bronze finish



ITEM #	DESCRIPTION	PACK
243231	Spring Link Alum Asst. 2/Cd	10
243241	Camo Alum Spring Snap 2/Cd	10
245211	2450 Spring Snap Link Znc 1/4	10
245251	2450 Spring Snap Link Znc 5/16	10
245291	2450 Spring Snap Link Znc 3/8	10
245341	2450 Spring Snap Link Znc 7/16	10
245371	2450 Spring Snap Link Znc 1/2	10
2105621	162Z Bolt Snap Ni Dbl Ended	10
2105631	163Z Bolt Snap Ni Dbl Ended	10
2111441	225Z Bolt Snap Sre Ni 5/8	10
2111501	225Z Bolt Snap Sre Ni 3/4	10
2116501	251Z Quick Snap Sre Ni 3/4	10
2146441	5013Z Trigger Snap Sre Ni 5/8	10
2149291	5025Z Bolt Snap Sre Ni 3/8 2/Cd	10
2149371	5025Z Bolt Snap Sre Ni 1/2 2/Cd	10

PRE-CUT CHAIN IN BAGS

- Pre-cut for convenience
- Electro galvanized finish



ITEM #	DESCRIPTION	PACK
A01160	G30 Proof Coil 3/16 X 10 Polybag	15
A01161	G30 Proof Coil 3/16 X 20 Polybag	8
A01210	G30 Proof Coil 1/4 X 10 Polybag	8
A01211	G30 Proof Coil 1/4 X 20 Polybag	4

PRE-CUT CABLE

- Pre-cut for convenience
- Clam shell packaging
- Flexible
- Good abrasion resistance
- Galvanized finish



ITEM #	DESCRIPTION	PACK
A40124	Cable Galv 7X7 1/8 X 50	5
A41134	Cable Galv Vc 7X7 1/8 - 3/16 X 50	5
A41212	Cable Galv 7X19 1/4 X 20	5
A45172	Cable Galv Vc 7X19 3/16 - 1/4 X 20	5

PRE-CUT CHAIN

- Pre-cut for convenience
- Clam shell packaging



ITEM #	DESCRIPTION	PACK
A10901	Coil Straight #2X10 Znc Clamshell	5
A17752	Jack Sng Steel #16 X 20 Znc Clamshell	10

DOG TIE-OUTS

- Clam shell packaging
- Swivel snaps at each end
- Electro galvanized finish



ITEM #	DESCRIPTION	PACK
A20221	Tie Out DI 2/0X15 Medium Dogcc	5
A20321	Tie Out Coil Str 2/0X15 Large Dog	5

80 SERIES STANDARD WH

- Holds up to 320 lb. per pair
- Dimensions: 5/8" wide x 13/32" deep x selected length
- 16-gauge steen construction
- Single slot design
- Regular-Duty system
- 1" vertical slot adjustability



ITEM #	DESCRIPTION	PACK
80WH24	Single Track Standard 24 White	10
80WH36	Single Track Standard 36 White	10
80WH48	Single Track Standard 48 White	10
80WH72	Single Track Standard 72 White	10

180 SERIES BRACKET WH

- Holds up to 320 lb. per pair
- 14-gauge steel construction: 4"-12" brackets
- 16-gauge steel construction: 14"-20" brackets
- Single slot design
- Regular-duty system
- 1" vertical slot adjustability



ITEM #	DESCRIPTION	PACK
180WH8	Single Track Bracket 8 White	10
180WH10	Single Track Bracket 10 White	10
180WH12	Single Track Bracket 12 White	10

256 PILASTER CLIPS

- High-strength steel, Aluminum (AL)
- Finishes: Zinc (ZC)



ITEM #	DESCRIPTION	PACK
256PZC	Pilaster Clips Zinc Polybag	10

255 PILASTER

- Holds up to 500 lb. per shelf
- Mortise-mount system
- 1/2" vertical slot adjustment
- BHMA grade 1 complaint
- Numbered slots for fast, accurate clip insertion
- Countersunk nail & screw holes



ITEM #	DESCRIPTION	PACK
PK255ZC48	Pilaster Booksh Uprght 48 Zinc	20
PK255ZC72	Pilaster Booksh Uprght 72 Zinc	20

1980 SHELF BOARD

- Most popular RTA finish
- Easy-to-clean
- Scratch & stain resistant
- 5/8" thick
- CARB 2 compliant



ITEM #	DESCRIPTION	PACK
1980WH12X36	Shelf Board White 12X36	5
1980WH12X48	Shelf Board White 12X48	5
1980WH12X24	Shelf Board White 12X24	5
1980WH8X24	Shelf Board White 8X24	5
1980WH10X36	Shelf Board White 10X36	5

346 PINS & SUPPORTS

- Pin Dia.: 1/4" holes
- Pin Length: 3/8" length
- Shelf Rest:
1/2" wide x 11/16" long
- Anochrome (ANO)



ITEM #	DESCRIPTION	PACK
346PANO	Shelf Pin & Support Anoch Poly	10

■ Electrical

The Bright-Way® line offers a full assortment of electrical products including indoor/outdoor extension cords, power strips, work lights, night lights, light bulbs, wall plates, sockets and socket adapters, dryer cords, grounded plugs, outlet wall taps, smoke and fire alarms, motion detectors and interior lighting.



Trust the Bright-Way brand for just the right combination of quality, value and variety to satisfy your customer's needs, while offering you attractive profit margins that help you compete in your market.



LED STANDARD STYLE

- Auto sensor—on at dusk...Off at dawn



881LED
pk. 9/54

LED HALF ROUND

- Maintenance free
- Auto sensor—on at dusk...Off at dawn
- Cool to the touch



893LED
pk. 4/48

LED ANGLE SPOT

- Auto sensor—on at dusk...Off at dawn



896LED
pk. 4/48

LED LIGHT HOUSE

- Auto sensor—on at dusk...Off at dawn



891LED
pk. 4/48

LED PINNACLE

- Maintenance free
- Auto sensor—on at dusk...Off at dawn
- Cool to the touch



892LED
pk. 4/48

LED WIDE ANGLE SPOT

- Auto sensor—on at dusk...Off at dawn



895LED
pk. 4/48

LED NIGHT LIGHT

- Led technology uses 90% less energy than standard bulbs
- Bulb lasts over 10 years
- Ideal for bedroom, bathroom, kitchen, entrance & hallway



872LED
pk. 3/72

LED TAP LIGHT

- Tap—turns light on
- Tap again turns light off
- Indoor use only
- Wall mountable
- Great for closets, attics, sheds, camping & boating



871LED
pk. 4/36

LED TAP LIGHT

- Tap—turns light on
- Tap again turns light off
- Indoor use only
- Wall or ceiling mountable
- Great for closets, attics, sheds, camping & boating




879LED
pk. 4/60

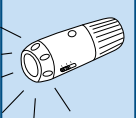
LED 2-IN-1 EMERGENCY FLASHLIGHT/NIGHT LIGHT

- 2 Modes: - on/off - auto sensor—on at dusk/off at dawn
- Rechargeable
- Retractable plug for flashlight use
- Stays on when power is out

PLUG IN WALL FOR NIGHTLIGHT



FLASHLIGHT FOR EMERGENCY USE



873LED
pk. 3/36



Dusk to Dawn Sensor

AUTOMATIC NIGHT LIGHT w/ BULB

- W/ electric eye night sensor



881
pk. 12/72

SHELL STYLE NIGHT LIGHT w/ BULB



883
pk. 12/72

NIGHT LIGHT w/ BULB

- Assorted colors



880
pk. 24/96

NIGHT LIGHT BULBS 7 WATT

2 PK./CARD

7C7 - Clear
7C7W - White

pk. 6/48

4 PK./CARD

7C7-4 - Clear

pk. 12/96



8 PC. CHILD SAFETY CAPS

- Clear protects children
- Unbreakable

168000
pk. 5/100



Work Lights



STAKE LIGHT

Ground Stake or Wall Mountable

- Indoor/Outdoor
- W/ 6 ft. cord

• **Bulb Not Included**

R1000
pk. 12



CLAMP-ON LAMP



- Reflector lamp for general shop & industrial applications
- W/ 6 ft. cord

8" Shade

NEW BOXED VERSION

R408B pk. 4

6 FT. CORD BROODER LAMP

• **Bulb Not Included**

R609
pk. 4/PDQ

- 10-1/2" Aluminum reflector
- Insulated porcelain socket
- 250 Watt bulb maximum
- Spring clamp hang-up hook



Fluorescent Bulbs

CIRCLINE BULBS

- Items may be one of three brands:



GENERAL ELECTRIC #	DESCRIPTION		
# GE22	22 W	8" Dia.	Cool White

- Items may not ship UPS Must meet truckfreight requirements.

HALOGEN BULBS

2 PK. J-TYPE (LONG)

- 118 mm Long
- RSC Base T3

300 WATT

H300X2

Both
pk. 12/144

500 WATT

H500X2



BRIGHT-WAY® CIRCLINE BULBS



All packed 12

ITEM#	DIAMETER	WATTAGE	DESCRIPTION
# FC8	8" dia.	22 WATT	Cool White
# FC8D	8" dia.	22 WATT	Day Light
# FC12	12" dia.	32 WATT	Cool White
# FC12D	12" dia.	32 WATT	Day Light

APPLIANCE BULBS



FROSTED

40A15IF

40 Watt

Both packed 12/96



CLEAR

40A15C

Nylon Cable Ties

- Assorted sizes
- Assorted colors

100 PC. CABLE TIES

- Heat & UV stabilized nylon-66

Length	Strength	Natural	Black
4"	18 lb.	97080	97086
6"	18 lb.	97081	97087
8"	40 lb.	97082	97088
11"	50 lb.	97083	97089
14"	50 lb.	97084	97090
17"	50 lb.	97085	97091



All Packed 12/72

- Heat & UV stabilized
- Nylon-66
- For indoor/outdoor use



Packed 12 per Display Box

CT500 500 pc./can

CT600 600 pc./can

CT1000 1000 pc./can

Packed 6 per Display Box

CT500-6 | 500 pc.



50 TIES PER BAG

- Assorted sizes

CT50
pk. 12/72



Sockets & Socket Adapters

MEDIUM BASED SOCKET ADAPTER

- W/ 2 outlets

Ivory - # 168054
(BWC 715V)
Black - # 168079
(BWC 715B)



pk. 5/100

MEDIUM BASED PULL CHAIN SOCKET ADAPTER

- W/ 2 outlets

Ivory - # 168056
(BWC 718V)
Black - # 168055
(BWC 718B)



pk. 5/100

2 SOCKET LAMP HOLDER ADAPTER

Ivory - # 168053
(BWC 700V)



pk. 5/100

METAL PULL CHAIN LAMP HOLDER

168060
(BWC 980ABD)



pk. 5/100

3 WIRE RUBBER GROUNDED PLUG



Black - # 168044
(BWC 1709)

pk. 5/100

PLUG-IN OUTLET ADAPTER

- Converts outlet to medium base



Brown - # 168080
(BWC 738B)

pk. 5/100

3 WAY METAL LAMP HOLDER

168058
(BWC 925ABD)

pk.5/100



METAL PUSH THROUGH LAMP HOLDER

168059
(BWC 940ABD)

pk. 5/100



PORCELAIN LIGHT SOCKET

BOXED



168076
(BWBX 604-SP)

pk. 4/28

PORCELAIN LIGHT SOCKET W/ PULL CHAIN

BOXED



168042
(BWBX 659SP)

pk. 4/20

PORCELAIN LIGHT SOCKET W/ PULL CHAIN & OUTLET

BOXED



168043
(BWBX 669SP)

pk. 4/20

Accessories

ASSORTED WIRE NUTS

- 20 pc.



168078
(C33AS)

pk. 5/100

INSULATED STAPLES

- 40 pc. Per card



White - # 168071 (BWC 264W)
Brown - # 168070 (BWC 264B)

pk. 5/100

FEMALE TO SOCKET ADAPTER

CARDED
2/pk



168057
(BWC 758B)

pk. 5/100

Switch & Wall Plate Covers

TOGGLE SWITCH PLATE COVERS • Unbreakable

BULK
Ivory - # 168068 (BWBP 2134V-SP)
White - # 168069 (BWBP 2134W-SP)
ONE GANG
pk. 100



CARD
Ivory - # 168050 (BWC 5139V)
White - # 168051 (BWC 5139W)

TWO GANG
pk. 5/100

CARD
Ivory - # 168030 (BWC5134V)
White - # 168031 (BWC5134W)
ONE GANG
pk. 5/100

DUPLEX RECEPTACLE WALL PLATES

BULK
Ivory - # 168066 (BWBP 2132V-SP)
White - # 168067 (BWBP 2132W-SP)
ONE GANG
pk. 100



CARD
Ivory - # 168040 (BWC 5132V)
White - # 168041 (BWC 5132W)
pk. 5/100



Switches & Receptacles

3 WAY 15 AMP. TOGGLE SWITCHES

BULK
White - # 168039 (BWBP 1303-7W)
Ivory - # 168038 (BWBP 1303-7V)
pk. 10/100



CARD
Ivory - # 168061 (BWC 1303-7V)
White - # 168063 (BWC 1303-7W)
pk. 5/100



15 AMP. DUPLEX RECEPTACLES

BULK
Ivory - # 168064 (BWBP 270V)
White - # 168065 (BWBP 270W)
pk. 10/100



FEED-THROUGH CORD SWITCH

- For # 18SPT
- Easy to wire



168077
(BWC 410B)

pk. 5/100

15 AMP. SINGLE POLE TOGGLE SWITCHES

BULK **pk. 10/100**
Ivory
168100 (BWPB 1301V)
White
168101 (BWPB 1301W)



CARD **pk. 5/100**
Ivory
168010 (BWC 1301-7V)
White
168011 (BWC 1301-7W)
Brown
168012 (BWC 1301-7B)

CARD

Ivory - # 168020 (BWC 270V)
White - # 168021 (BWC 270W)
Brown - # 168022 (BWC 270B)
pk. 5/100



CANOPY SWITCH

168052
(BWC458NP)
pk. 14



Decorator Switches, Receptacles & GFCI

GFCI SAFETY OUTLET SELF TEST UNITS

- LED Trip Indicator
- Side & Back Wired
- Tamper Resistant
- Wall Plates Included

	AMPS	
# GFCI151V	15	Ivory
# GFCI15WH	15	White
# GFCI201V	20	Ivory
# GFCI20WH	20	White



BOXED - pk. 6/24

MECHANICAL TIMER

- 24-hr programmable
- Programmed settings repeat daily

BWMT100R1
pk. 12/48



DUPLEX RECEPTACLE W/ PLATE

Ivory - # 168074 (BWC 1507V)
White - # 168075 (BWC 1507W)



pk. 5/50

CARD

SINGLE POLE SWITCH W/ PLATE

Ivory - # 168072 (BWC 6501V)
White - # 168073 (BWC 6501W)



pk. 5/50

CARD



Extension Cords, Power Strips & Work Lights

HEAVY DUTY OUTDOOR / GROUNDED

Safety Orange Color • 16/3 SJT

ITEM#	LENGTH	PACK
# R2615	15 ft.	6/24
# R2625	25 ft.	6/24
# R2650	50 ft.	6/12
# R2600	100 ft.	6



EXTRA HEAVY DUTY OUTDOOR / GROUNDED

Safety Orange Color • 14/3 SJT

ITEM#	LENGTH	PACK
# R3025	25 ft.	1/12
# R3050	50 ft.	1/8
# R3000	100 ft.	1/4



SUPER HEAVY DUTY OUTDOOR / GROUNDED

Safety Orange Color • 12/3 SJT

ITEM#	LENGTH	PACK
# R3125	25 ft.	1/8
# R3150	50 ft.	1/6
# R3100	100 ft.	1/4



HOUSEHOLD EXTENSION CORDS

• 16/2 SPT All pk. 10/50

# EE6	6 ft.	Brown
# EE6W	6 ft.	White
# EE6G	6 ft.	Green
# EE9	9 ft.	Brown
# EE9W	9 ft.	White
# EE9G	9 ft.	Green
# EE12	12 ft.	Brown
# EE12W	12 ft.	White
# EE12G	12 ft.	Green
# EE15	15 ft.	Brown
# EE15W	15 ft.	White
# EE20	20 ft.	Brown
# EE20W	20 ft.	White



GREEN EXTENSION CORD

• 16/3 SJTW Indoor/Outdoor

# R2620G	20 ft.	6/24
# R2640G	40 ft.	6/12



APPLIANCE EXTENSION CORDS

• 14/3 SPT-3 • 3 Wire
• Heavy duty • Grey color
• 15 Amp

# 3AC	3 ft.	10/50
# 6AC	6 ft.	10/50
# 9AC	9 ft.	5/25
# 12AC	12 ft.	5/25
# 15AC	15 ft.	5/25
# 25AC	25 ft.	12
# 50AC	50 ft.	12



9 FT. - 9 OUTLET EXTENSION CORD

• 16 / 2 AWG
• 13 AMP
• 125 Volts
• Green



EE9GX3
pk. 25

3 OUTLET POWER BLOCK

• 14 / 3 SJT
• 15 AMP
• 125 Volts

3 FT.

TT3FT
pk. 12/48



TRI-TAP OUTLET

• 16/3 SJT

ITEM#	LENGTH	PACK
# BT6FT	6 ft.	12/48
# BT9FT	9 ft.	12/48
# BT15FT	15 ft.	12/48



Lighted End Extension Cords

• All weather
• Heavy duty



SINGLE END EXTENSION CORD

ITEM #	DESCRIPTION	PACK
# R3025CL	25 ft. 14/3 AWG SJTW	2/12
# R3050CL	50 ft. 14/3 AWG SJTW	2/8

TRIPLE TAP EXTENSION CORD

# R3125CTL	25 ft. 12/3 AWG SJTW	2/8
# R3150CTL	50 ft. 12/3 AWG SJTW	2/6

Dryer Cords

5 FT. - 3 CONDUCTOR

BWDAC3-5
pk. 6



NEMA 10-30

5 FT. - 4 CONDUCTOR

BWDAC4-5
pk. 6



NEMA 14-30



Work Lights

TRUBLE LIGHT

Industrial Quality
25 ft. Cord

• 16/3 SJT side outlets
• Metal cage

R32125
pk. 12



Range Cords

4 FT. - 3 CONDUCTOR

BWRAC3-4
pk. 4



NEMA 10-50

4 FT. - 4 CONDUCTOR

BWRAC4-4
pk. 4



NEMA 14-50





Power Strips Grounded Switch Circuit Breaker

6 OUTLET POWER STRIP



11286
pk. 12

6 OUTLET w/ SURGE PROTECTOR



MP6X
pk. 12

6 OUTLET w/ SURGE PROTECTOR

735 JOULES



MP6HDJ
pk. 3/18

8 OUTLET POWER STRIP



11288
pk. 12

5 FLEXIBLE OUTLETS POWER STRIP



11290
pk. 6

- INDOOR ONLY
- 3 ft. Long 14/3 AWG grounded cord
- Lighted on/off switch w/ 15 AMP circuit breaker

8 OUTLET SURGE PROTECTOR

- 4 ft. (48") Grounded cord
- 125 Volt, 15 AMP, 1875 watts, SJT 14/3
- 8 Grounded outlets
- 2 USB ports
- Lighted reset/off switch
- Child proof
- 1200 Joules



MP8USB
pk. 3/12

7 OUTLET SURGE PROTECTOR

300 JOULES

11230
pk. 12

- Indoor only
- Outlets spaced apart for large AC-adapters
- 3 ft. Long 14/3 AWG grounded cord
- Lighted on/off switch



8 OUTLET SURGE PROTECTOR

1800 JOULES

MP8TV
pk. 6/24

- Indoor only
- Dual coax connection
- Transformer-spaced
- Outlets w/ safety covers
- Lighted on/off switch w/ 15 AMP circuit breaker
- 3 ft. Long 14/3 AWG grounded cord



• HDTV Ready

Outlet Wall Taps (125V, AC, 15A, 1875W)

3 OUTLET WALL TAP GROUNDED



30GWT
pk. 6/48

3 OUTLET WALL TAP w/ LIGHT GROUNDED

- Unique night-time socket finder light

30GWTL
pk. 6/48



3 OUTLET SWIVEL WALL TAP

- Redirects cords out of the way

30SWT
pk. 6/48



6 OUTLET WALL TAP

- Converts 2-outlet receptacle to 6

60C
pk. 6/48



3 OUTLET HEAVY DUTY CUBE WALL TAP

- Indoor/Outdoor



30HDCWT
pk. 6/48

3 TO 2 OUTLET ADAPTERS

- Converts 3 prong cord to 2 prong

• 2 pk./CARD

TPA2
pk. 6/48

BULK (color Orange)

R406
pk. 50/500



3 TO 2 OUTLET ADAPTERS

- Converts 3 prong cord to 2 prong

• 3 pk./CARD

TPA3
pk. 5/50



Smoke & Fire Alarms

COMPACT STANDARD SMOKE & FIRE ALARM

9 VOLT BATTERY POWERED
(INCLUDED)

UNIVERSAL

- Dual ionization sensor
- Compact size
- Loud 85 decibels
- Alarm & test button
- Low battery indicator
- General purpose areas



BOX w/ HANG TAG

SS770 pk. 24

CLAMSHELL

SS770C pk. 6

SMOKE & FIRE ALARM

9 VOLT BATTERY POWERED
(INCLUDED)

UNIVERSAL

- Dual ionization sensor
- Loud 85 decibels
- Alarm & test button
- Low battery indicator
- General purpose areas

SS770LRC
pk. 6



PREMIUM SMOKE & FIRE ALARM

HARDWIRE W/BATTERY BACKUP
(9-VOLT INCLUDED)



- 120 Volt AC (60 HZ) dual ionization sensor
- Loud 85 decibels
- Alarm & test button
- Low battery indicator
- General purpose areas
- Silence feature



USI-1204 (230602) pk. 24

Smoke & Carbon Monoxide Alarms

CARBON MONOXIDE ALARM

9 VOLT BATTERY POWERED
(INCLUDED)

- Electrochemical CO sensor
- Loud 85 decibels
- Silence & test button
- Low battery indicator



C0250B pk. 6

9VOLT BATTERIES



DUR9V
pk. 50

PLUG-IN CARBON MONOXIDE ALARM

9 VOLT BATTERY BACKUP
(INCLUDED)

- Electrochemical CO sensor
- Single button test/silence
- Two silence features
- End of life signal
- 7-Year limited warranty



C0605B pk. 6

COMBO SMOKE & CARBON MONOXIDE ALARM

10 YEAR SEALED LITHIUM
POWERCELL

- Electrochemical CO sensor
- Photoelectric smoke sensing chamber
- Loud 85 decibels
- Silence feature
- Tamperproof sealed alarm
- Compact, low profile design compliments any decor
- Color display box



PRC710B pk. 12

COMBO SMOKE & CARBON MONOXIDE ALARM

9 VOLT BATTERY POWERED
(INCLUDED)

- Electrochemical CO sensor
- Dual ionization smoke sensor
- Loud 85 decibels
- Smart interconnect to BRK models
- Intelligent Sensing Tech™
- 2 Silence features
- Low battery indicator



SC02B pk. 12

COMBO SMOKE & CARBON MONOXIDE ALARM

HARDWIRE W/BATTERY BACKUP
(9-VOLT INCLUDED)

- 120 Volt AC, 60 HZ
- Electrochemical CO sensor
- Loud 85 decibels
- Smart interconnect to brk models
- INTELLIGENT SENSING TECH™
- 2 Silence features
- Low battery indicator



SC9120B pk. 12

Electrical Tape

3/4" x 60 FT.



BULK

ET60FR
pk. 12/144

3/4" x 60 FT.

Each Measures: 60'
Total: 120'



CARDED

100X2
pk. 12/48



Fluorescent Starters

30-40WATT

270090

(EA BP45FS4)

15-20WATT

270080

(EA BP45FS2)

Both pk. 5
(2 per Card)



Fuses

ONE TIME CARTRIDGE FUSE All packed 6 (2 per Card)

# FQ85507	(EA BP/NON-30)	30 AMP.
# FQ85508	(EA BP/NON-60)	60 AMP.



TIME DELAYED - TYPE S (FUSE STAT) TAMPER RESISTANT TYPE

# FQ85501	(EA BP/SL-15)	15 AMP.	All packed 6 (2 per Card)
# FQ85502	(EA BP/SL-20)	20 AMP.	
# FQ85503	(EA BP/SL-30)	30 AMP.	



TIME DELAYED PLUG FUSE

# FQ85504	(EA BP/TL-15)	15 AMP.	All packed 6 (2 per Card)
# FQ85505	(EA BP/TL-20)	20 AMP.	
# FQ85506	(EA BP/TL-30)	30 AMP.	



EDISON BASE FUSE - TYPE P CSA (For Canada only)


# FQ85509	(P-15)	15 AMP.	All packed 6 (2 per Card)
# FQ85510	(P-20)	20 AMP.	
# FQ85511	(P-30)	30 AMP.	



Motion Detection

MOTION ACTIVATED LIGHT CONTROL

- 120 Degree motion sensor turns light on when motion is detected
- Light stays on until 10 minutes after motion stops
- Senses motion up to 30 ft. away
- Great for rooms w/ **single entrance**, attics, closets, storage rooms



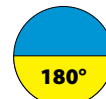
Motion Sensor

74237
Pack 4/12



MOTION ACTIVATED LIGHT CONTROL

- Automatically turns light on when motion is detected, turns off 10 minutes after motion stops
- Compatible w/ compact fluorescent, halogen & incandescent bulbs
- Just screw in; no wiring no electrician needed
- 180 Degree detection zone
- Fully adjustable sensor—up, down, left, right



Motion Sensor

74239
Pack 1/4



PROGRAMMABLE LIGHT CONTROL

- Light sensor turns light on at dusk
- Programmable to stay on for 2-hr, 5-hr, 8-hr, until dawn




Dusk to Dawn Sensor

74236
Pack 4/12



MOTION ACTIVATED LIGHT CONTROL

- 360 Degree motion sensor turns light on when motion is detected
- Light stays on until 10 minutes after motion stops
- Senses motion up to 20 feet away
- Great for rooms w/ **multiple entrances**, garages, mud rooms, basements



Motion Sensor

74238
Pack 4/12



DUAL HEAD FLOOD LIGHT



- Easy to install
- Quality construction
- Thumb screw for easy adjustment

74230
Pack 3/12



Bulb Not Included

Paint Sundries

Whether your customer is a professional painter, handyman or homeowner, World and Main has a painting tool and accessory for them. Our line offers a wide assortment of brushes, rollers, drop clothes, tape, extension poles, kits and more, for an outstanding profit margin for you.



Combine all this with attractive packaging, special promotional packs and multiple plan-o-gram options and you have a single source your entire paint tool and accessory program.





CAULK & SEALANT

DAP® Caulks & Sealants

ACRYLIC LATEX CAULKS: ALEX® PAINTER'S, PLUS®, FAST DRY® & FLEX® - 10 oz.

- All-purpose acrylic latex painter's caulk
- Applies smoothly & easily
- Adheres to wood, plaster, drywall & masonry
- Resists cracking & chalking
- Paintable
- Easy water clean-up
- Interior/exterior use
- Meets ASTM Specification C834 for extrudability, artificial weathering, extension-recovery & slump



DAP18065	Alex® Painter's (White)	pk. 12
DAP18101	Alex® Plus (White)	pk. 12
DAP18425	Alex Fast Dry® (White)	pk. 12
DAP18401	Alex Plus® (Crystal Clear)	pk. 12

KITCHEN & BATH CAULKS



DAP00680	K&B Silicone (White) 2.8 oz.	pk. 12
DAP08640	K&B Silicone (White) 10 oz.	pk. 12
DAP08648	100% Silicone K&B (Clear) 10 oz.	pk. 12

100% SILICONE RUBBER SEALANTS

- 100% Silicone rubber sealant
- Provides excellent durability
- Flexibility & adhesion
- Long-lasting, waterproof seal
- Resists cracking, crumbling & chalking
- Cured sealant is mildew resistant
- Interior/ exterior use
- Meets ASTM C920, Specification C719, Class 25



DAP00684	Silicone W&D (Clear) 2.8 oz.	pk. 12
DAP08641	100% Silicone W&D (Clear) 10 oz.	pk. 12
DAP08646	100% Silicone (White) 10 oz.	pk. 12

KWIK-SEAL SEALANTS



DAP18001	Kwik-Seal® Tub & Tile (White) 5.5 oz.	pk. 12
DAP18008	Kwik-Seal® Tub & Tile (Clear) 5.5 oz.	pk. 12

DAP® Caulks & Sealants

PHENOSEAL® VINYL ADHESIVE CAULK

- All-purpose caulk w/ a strong bond
- Vinyl adhesive caulk is an all-purpose caulk perfect for almost any job
- BONDS, CAULKS & SEALS
- Caulk contracts & expands to seal joints up to 1/4"
- Sealant keeps water & air from penetrating cracks & seams preventing energy loss
- Fast-drying interior/exterior
- Cleans easily w/ soap & water
- Mold & mildew resistant
- Can be painted w/ latex & oil-based paint



All pk. 12

DAP00005 Phenoseal® Does It All (White)

DAP00006 Phenoseal® Does It All (Translucent)

BEATS THE NAIL® CONSTRUCTION ADHESIVE



- VOC-compliant
- Latex-based formula
- Ideal for bonding a wide variety of building materials
- Meets ASTM Specification C557
- Low odor
- Easy water clean-up
- Interior/exterior use



Beats The Nail® Construction
DAP27050 Adhesive VOC 10 oz. pk. 12

WATERTIGHT CONCRETE SEALANT

- High performance
- Latex-based sealant
- Formulated to repair cracks & holes in concrete, mortar & masonry
- Contains silicone additives for improved adhesion & water resistance
- Forms a durable, flexible & waterproof seal
- Resists gas, oil, grease & salt
- Paintable
- Easy water clean-up
- Interior/exterior use



DAP18096 Watertight Concrete Sealant pk. 12

DAPTEX® SEALANT



DAP18836 DAPtex Plus® Ltx
Foam Sealant 12 oz. pk. 12

SPACKLE, PLASTER OF PARIS, WALLBOARD JOINT COMPOUND

- **Vinyl Spackling:** All-purpose, heavyweight spackling compound for repairing & filling cracks & holes in wallboard, drywall, plaster, wood, brick & stone. It spreads smoothly, sands easily & resists cracking for fast professional repairs. Interior/exterior use.
- **Fast 'N Final®:** A lightweight spackling lets you patch & prime in one easy step, saving time & money. It dries fast w/ no need to sand or prime, letting you paint in minutes for a virtually invisible repair. Ideal for repairing holes, cracks & dents in drywall, plaster, wood & stucco. Interior/exterior use.
- **Wallboard Joint Compound:** A pre-mixed, professional grade compound for taping, finishing & texturing interior gypsum wallboard. It can be used to cover & finish gypsum wallboard joints, embed reinforcing tape, metal corner beads, screw or nail holes. It is easy to apply, has minimal shrinkage & sands easily. Interior use.



DAP12130 Vinyl Spackle 1/2 pt. pk. 12

DAP12132 Vinyl Spackle qts. pk. 6

DAP12140 Fast 'N'Final Lt Spackle 1/2 pt. pk. 12

DAP12142 Fast 'N'Final Lt Spackle qts. pk. 6

DAP10308 Plaster of Paris Dry 4 lb. (Dry Mix) pk. 6

DAP10310 Plaster of Paris Dry 8 lb. pk. 4

DAP10100 Wallboard Joint Compound 3 lb. pk. 6

DAP10102 Wallboard Joint Compound Gallon pk. 4



ADVANTAGE® 100% SILICONE SEALANT

- General purpose sealant
- Adheres to wood, glass, metal & plastic
- Single component RTV
- Exterior/interior use

236375 M60.01 10.1 oz. **Clear**

236376 M60.02 10.1 oz. **White**

Both pk. 12



MAX1000® SILICONIZED ACRYLIC LATEX CAULK

- General purpose siliconized acrylic latex sealant
- Paintable
- Interior/exterior use
- Use on doors, windows, siding, rim, molding, baseboards, vents
- Soap & water clean-up
- 35-Year guarantee

White

236383 GE22566 10 oz.

236386 GE14449 10 oz.



MAX500® ACRYLIC KITCHEN & BATH SILICONIZED ACRYLIC LATEX CAULK

- BioSeal-mold/mildew protection
- Paintable
- Soap & water clean-up
- Moisture resistant
- 50-Year guarantee

White

236381 GE23895 10.1 oz.

236379 GE23978 5.5 oz.

Clear

236382 GE23911 10.1 oz.

236380 GE23994 5.5 oz.

All pk. 12



GE® SILICONE

- 100% Silicone
- Waterproof
- Low shrinkage & maximum flexibility
- Cured sealant resists mold & mildew

Kitchen & Bath

236377 GE612 10.1 oz. **Clear**

236378 GE712 10.1 oz. **White**

All pk. 12

Door & Window

236385 GE012A 10 oz. **Clear**

236384 GE112A 10 oz. **White**

All pk. 12



FatMax® Professional Paint Brushes

- FatMax® professional paint brushes are designed to perform well w/ all paints
- Unique filaments have superior performance w/ today's paint & primer in one
 - Super premium filament is engineered to retain stiffness in high temperature & humid environments, has high abrasion resistance & durability & is solvent resistant for easy clean-up & reuse
 - Kiln dried, hand finished beechwood handles w/ low moisture absorption prevents handles from contracting & expanding leading to a longer brush life



BEAVERTAIL FLAT

ITEM #	SIZE	PACK
BPST02531	1"	6/144
BPST02533	2"	6/72
BPST02535	3"	6/72
BPST02537	4"	6/72



LONG ANGLE SASH

ITEM #	SIZE	DESCRIPTION	PACK
BPST02661	1"	Rattail Angle Sash	6/144
BPST02562	1-1/2"	Long Angle Sash	6/72
BPST02563	2"	Long Angle Sash	6/72
BPST02564	2-1/2"	Long Angle Sash	6/72
BPST02565	3"	Long Angle Sash	6/72

FatMax® Professional Paint Brushes Oval Shaped Ferrule

- Oval shaped stainless steel ferrules are thicker than standard brush ferrules, maximizing paint pickup & release

BEAVERTAIL FLAT OVAL SHAPED FERRULE

ITEM #	SIZE	PACK
BPST02523	2"	6/72
BPST02525	3"	6/72



Oval Shaped Stainless Steel Ferrule

LONG ANGLE SASH OVAL SHAPED FERRULE

BPST02582	1-1/2"	6/72
BPST02583	2"	6/72
BPST02584	2-1/2"	6/72
BPST02585	3"	6/72

16 PC. COUNTERTOP DISPLAY

BPST94020	Contains: (4) 1-1/2", (4) 2", (4) 2-1/2" & (4) 3" Long Angle Sash	1
-----------	-------------------------------------------------------------------------------	---



FatMax® Microfiber Professional Roller Covers

- Designed to perform well w/ all paints & have superior performance w/ today's & paint & primer in one
- High density microfiber fabric holds more paint for fewer trips to the paint tray
- Extremely soft feel leaves a smooth finish on any surface
- Double backed woven fabric ensures a 100% lint free finish
- Sturdy solvent resistant core make FatMax® rollers easy to clean & reuse



ITEM #	SIZE	DESCRIPTION	PACK
RCST75925	9"	3/16" Smooth	18
RCST75938	9"	3/8" Smooth to Semi-Smooth	18
RCST75950	9"	3/4" Rough	15
RCST75933	3-Pk	9" x 3/8" Smooth to Semi-Smooth	6

3 PC. FATMAX BRUSH SET

- Contains:
1" Rattail
1-1/2" Long angle sash
2" Beavertail flat



BPST02574
pk. 6

FatMax® Professional Painting Kits

FATMAX® 4 PC. PAINTING KIT

- Contains:
3 FatMax® 9" x 3/8" smooth to semi-smooth microfiber rollers
2" Filament long angle sash paint brush



PTST03504
pk. 6

Premium Paint Brushes

Stanley premium paint brushes are designed to perform well w/ all paints. 100% tipped & flagged solid round tapered (SRT) polyester filaments ensure durability & a smooth tapered chiseled edge provides even paint distribution with no drag or brush marks. Comfort grip low fatigue handles are a relief for enduring paint jobs. Stainless steel, rust resistant ferrules & easy cleaning make these brushes great for reuse. Stanley premium paint brushes are the perfect choice for the do-it-yourselfer.

BEAVERTAIL FLAT

ITEM #	SIZE	PACK
BPST00751	1"	6/144
BPST00753	2"	6/72
BPST00755	3"	6/72
BPST00757	4"	6/72

LONG ANGLE SASH

ITEM #	SIZE	PACK
BPST00762	1-1/2"	6/72
BPST00763	2"	6/72

SHORT HANDLE ANGLE SASH

BPST02514	2-1/2"	6/72
-----------	--------	------



Premium Brush Sets



2 PC. SET

Contains: 2" long angle sash & 3" beavertail flat

BPST07222
pk. 6/36



3 PC. SET

Contains: 1-1/2" long angle sash, 2" long angle sash & 2" beavertail flat

BPST07223
pk. 6/36



STAIN BRUSH & BRUSH SET

ITEM #	SIZE	PACK
BPST003101	4"	6/24
BPSTST003103	2pc. Stain Brush Set, 2" & 4"	8/32

Promotional Painting Kits

PREMIUM 8 PC. PAINTING KIT

- Contains:
- Sturdy metal tray
 - Clear tray liner
 - 9" 5-Wire deluxe roller frame
 - (2) 9" X 3/8" high capacity polyester rollers
 - 3" Frame
 - 3" X 3/8" high capacity polyester roller cover
 - 2" Polyester long angle sash paint brush



PTST03508
pk. 6

Micro Rollers



YELLOW STRIPE MICRO ROLLERS

ITEM #	SIZE	PACK
RCST079754	4"x1/2"	6/72
RCST079750	4"x1/2" with Frame	6/72

9" Premium Roller Frame

- Super light weight
- 5-Wire & 5/16" main rod
- Rubber non-slip grip
- Aluminum

40% Lighter Than Steel Frames

Less Fatigue

FRST01519
pk. 12



Premium High Capacity Roller Covers

High capacity polyester roller covers are designed to perform well with all paints. Rollers are manufactured with the finest quality high density shed resistant polyester fabric which holds a large amount of paint & releases evenly. Sturdy solvent resistant core provides easy cleaning & reuse.



ITEM #	SIZE	DESCRIPTION	PACK
RCST01895	9"	3/8" Smooth to Semi-Smooth	18
RCST01896	9"	1/2" Semi-Smooth to Semi-Rough	18
RCST01898	9"	3/4" Rough	15
RCST01899	9"	1-1/4" Extra Rough	15
RCST31895	3-Pk	9" x 3/8" Smooth to Semi-Smooth	6

PREMIUM 9 PC. PAINTING KIT

- Contains:
- Deep well sturdy plastic paint tray
 - 9" Roller frame
 - (2) 9" X 3/8" woven roller covers
 - 4" Micro tray
 - 4" Micro frame
 - (2) 4" Micro roller covers
 - 2" Polyester long angle sash paint brush




PTST03939
pk. 5

NYLON/POLYESTER BRUSHES



- All paints & stains
- Our best all purpose brush
- Solid round tapered polyester/nylon premium blend
- Stainless steel ferrule
- Hardwood handle



PX02573



PX PRO PAINT BRUSH SETS

All pk. 12

ITEM	ALIAS	SIZE
# 182895	# PX02572	2 pc. Set 3" Beavertail & 2" Long Angle
# 182898	# PX02573	3 pc. Set 3" Beavertail & 1-1/2" Rattail Angle 2-1/2" Rattail Angle
# 182900	# PX02574	3 pc. Set 1" Rattail Angle & 1-1/2" Long Angle 2" Beavertail

BEAVERTAIL HANDLE FLAT

All pk. 12/72

ITEM	ALIAS	SIZE
# 182862	# PX02531	1"
# 182865	# PX02532	1-1/2"
# 182868	# PX02533	2"
# 182871	# PX02534	2-1/2"
# 182874	# PX02535	3"
# 182877	# PX02537	4"

LONG HANDLE ANGLE SASH

All pk. 12/72

ITEM	ALIAS	SIZE
# 182880	# PX02562	1-1/2" Sash
# 182883	# PX02563	2" Sash
# 182889	# PX02564	2-1/2" Sash
# 182892	# PX02565	3" Sash

SHORT HANDLE ANGLE SASH

All pk. 12/72

ITEM	ALIAS	SIZE
# 182859	# PX02514	2-1/2" Sash

RATTAIL HANDLE ANGLE SASH

All pk. 12/72

ITEM	ALIAS	SIZE
# 182937	# PX02661	1" Sash
# 182940	# PX02662	1-1/2" Sash
# 182943	# PX02663	2" Sash
# 182946	# PX02664	2-1/2" Sash
# 182949	# PX02665	3" Sash

WHITE CHINA BRISTLE

- Best w/ oil based paints & fine finishes
- 100% Pure white china bristle

BEAVERTAIL HANDLE FLAT

ITEM	ALIAS	SIZE	PK
# 182901	# PX02621	1"	12/48
# 182904	# PX02622	1-1/2"	12/48
# 182907	# PX02623	2"	12/48
# 182910	# PX02624	2 1/2"	12/48
# 182913	# PX02625	3"	6/48
# 182916	# PX02627	4"	6/48

LONG HANDLE ANGLE SASH

# 182919	# PX02632	1-1/2" Sash	12/48
# 182922	# PX02633	2" Sash	12/48
# 182925	# PX02634	2-1/2" Sash	6/48
# 182928	# PX02635	3" Sash	6/48



6 PC. PREMIUM PRO PAINTING KIT

CONTAINS:

- 9" Heavy duty roller frame
- 2" Poly/nylon angle sash trim brush
- 2 pc. 9" X 3/8" high density lint free microfiber roller covers
- Sturdy metal paint tray
- Clear tray liner
- Display box

PT03506
pk. 6



POLYESTER W/ SOFT COMFORT GRIP

- For all paints chiseled edge
- Molded soft grip handle polyester filament



BEAVERTAIL FLAT

ITEM	ALIAS	SIZE	PACK
# 181002	# BP00751	1"	6/144
# 181005	# BP00752	1-1/2"	6/144
# 181008	# BP00753	2"	6/144
# 181011	# BP00754	2-1/2"	6/72
# 181014	# BP00755	3"	6/72
# 181017	# BP00757	4"	6/72



LONG HANDLE ANGLE SASH

ITEM	ALIAS	SIZE	PACK
# 181020	# BP00762	1-1/2" Sash	6/72
# 181023	# BP00763	2" Sash	6/72
# 181026	# BP00764	2-1/2" Sash	6/72
# 181029	# BP00765	3" Sash	6/72

POLYESTER

- Smooth natural wood handle for all paints polyester filament

BEAVERTAIL FLAT

ITEM	ALIAS	SIZE	PACK
# 186892	# PR00751	1"	12/144
# 186894	# PR00752	1-1/2"	12/144
# 186896	# PR00753	2"	12/144
# 186898	# PR00754	2-1/2"	12/72
# 186900	# PR00755	3"	12/72
# 186902	# PR00757	4"	12/72



LONG HANDLE ANGLE SASH

ITEM	ALIAS	SIZE	PACK
# 186904	# PR00762	1 1/2"	12/72
# 186906	# PR00763	2"	12/72
# 186908	# PR00764	2 1/2"	12/72
# 186910	# PR00765	3"	12/72

POLYESTER & BRISTLE W/ SOFT COMFORT GRIP

- Best w/ stains & oil based paints
- Fully stocked & chisled trim



BEAVERTAIL FLAT

ITEM	ALIAS	SIZE	PACK
# 180600	# BB01961	1"	12/144
# 180603	# BB01962	1-1/2"	12/144
# 180606	# BB01963	2"	12/144
# 180609	# BB01964	2-1/2"	12/72
# 180612	# BB01965	3"	12/72
# 180615	# BB01967	4"	12/72



LONG HANDLE ANGLE SASH

ITEM	ALIAS	SIZE	PACK
# 180624	# BB01982	1-1/2" Sash	12/144
# 180627	# BB01983	2" Sash	12/72
# 180630	# BB01984	2-1/2" Sash	12/72
# 180633	# BB01985	3" Sash	12/72

POLYESTER & BRISTLE

- Smooth natural wood handle best w/ stains & oil based paints polyester & bristle

BEAVERTAIL FLAT

ITEM	ALIAS	SIZE	PACK
# 186976	# PR01961	1"	12/144
# 186978	# PR01962	1-1/2"	12/144
# 186980	# PR01963	2"	12/144
# 186982	# PR01964	2-1/2"	12/72
# 186984	# PR01965	3"	12/72
# 186986	# PR01967	4"	12/72



LONG HANDLE ANGLE SASH

ITEM	ALIAS	SIZE	PACK
# 186988	# PR01982	1-1/2"	12/72
# 186990	# PR01983	2"	12/72
# 186992	# PR01984	2-1/2"	12/72
# 186994	# PR01985	3"	12/72

**WHITE BLENDED BRISTLE
w/ SMOOTH NATURAL WOOD HANDLE**

- Professional grade welcomed by marine trade
- Best w/ lacquers, oil based paints & stains



BEAVERTAIL FLAT

ITEM	ALIAS	SIZE	PACK
# 180570	# BB01871	1"	12/144
# 180573	# BB01872	1-1/2"	12/144
# 180576	# BB01873	2"	12/144
# 180579	# BB01874	2-1/2"	12/72
# 180582	# BB01875	3"	12/72
# 180585	# BB01877	4"	12/72

LONG HANDLE ANGLE SASH

ITEM	ALIAS	SIZE	PACK
# 180540	# BB01852	1-1/2" Sash	12/144
# 180543	# BB01853	2" Sash	12/72
# 180546	# BB01854	2-1/2" Sash	12/72
# 180549	# BB01855	3" Sash	12/72

PAINT BRUSH SETS

All packed 12/36

- Packed in clear vinyl pouch w/ header



2 pc. Set:

BP07222 2" Angle Sash & 4" Wall Brush

3 pc. Set:

BP07223 2" Flat, 1.5" & 2" Angle Brushes

4 pc. Set:

BP07244 1", 3" Flat Brushes
2" Angle Sash, 4" Wall Brush

Polyester Brush Sets

5 PC. BRUSH SET

- Comfort grip handle
- 5 pc. Angle sash set
(1) 1-1/2", (2) 2", (2) 2-1/2"



BP01955
pk. 12

7 PC. BRUSH SETS

- Wood handle
- 7 pc. Angle sash set
1", 1-1/2", 2", 2-1/2", 3", 4" flat, 2" angle sash



BP07247
pk. 12

Nylon/Polyester

- Superior results with all paints & stains
- Our best all-purpose brush
- Solid, round and tapered nylon & polyester filaments
- Stainless steel ferrule



BEAVERTAIL HANDLE FLAT BRUSHES

183003 PX94166 36 pc. Nylon/Poly Assortment

Item	Alias	Description	Pack
182862	PX02531	PXpro Nylon/Poly 1" Flat	6
182865	PX02532	PXpro Nylon/Poly 1.5" Flat	6
182868	PX02533	PXpro Nylon/Poly 2" Flat	6
182871	PX02534	PXpro Nylon/Poly 2.5" Flat	6
182874	PX02535	PXpro Nylon/Poly 3" Flat	6
182877	PX02537	PXpro Nylon/Poly 4" Flat	6
587356	PX94166R	PXpro Nylon/Poly 6 Prong Rack	1



LONG HANDLE ANGLE SASH BRUSHES

183006 PX94174 24 pc. Nylon/Poly Assortment

Item	Alias	Description	Pack
182880	PX02562	PXpro Nylon/Poly 1.5" Angle	6
182883	PX02563	PXpro Nylon/Poly 2" Angle	6
182889	PX02564	PXpro Nylon/Poly 2.5" Angle	6
182892	PX02565	PXpro Nylon/Poly 3" Angle	6
587357	PX94174R	PXpro Ny/Py 4 Prong Rack	1

White China Bristle

- Superior results with all oil based paints, stains & clear coats
- Provides the smoothest finish
- Stainless steel ferrule



BEAVERTAIL HANDLE FLAT BRUSHES

182931 PX02646 36 pc. White China Assortment

Item	Alias	Description	Pack
182901	PX02621	PXpro White China 1" Flat	6
182904	PX02622	PXpro White China 1.5" Flat	6
182907	PX02623	PXpro White China 2" Flat	6
182910	PX02624	PXpro White China 2.5" Flat	6
182913	PX02625	PXpro White China 3" Flat	6
182916	PX02627	PXpro White China 4" Flat	6
587358	PX02646R	PXpro White China 6 Prong Rack	1



LONG HANDLE ANGLE SASH BRUSHES

182934 PX02654 24 pc. White China Assortment

Item	Alias	Description	Pack
182919	PX02632	PXpro White China 1.5" Angle	6
182922	PX02633	PXpro White China 2" Angle	6
182925	PX02634	PXpro White China 2.5" Angle	6
182928	PX02635	PXpro White China 3" Angle	6
587359	PX02654R	PXpro White China 4 Prong Rack	1

Polyester • Superior results with all paints & stains • Stainless steel ferrule
 • Solid, round & tapered polyester filaments • Durable



**POLYESTER BEAVERTAIL & ANGLE SASH
SOFT HANDLE BRUSHES**

182470 MA94320 PXpro 48 pc. Polyester Assortment			
Item	Alias	Description	Pack
181002	BP00751	PXpro Polyester 1" Flat Soft	6
181005	BP00752	PXpro Polyester 1.5" Flat Soft	6
181008	BP00753	PXpro Polyester 2" Flat Soft	6
181011	BP00754	PXpro Polyester 2.5" Flat Soft	6
181014	BP00755	PXpro Polyester 3" Flat Soft	6
181017	BP00757	PXpro Polyester 4" Flat Soft	6
181020	BP00762	PXpro Polyester 1.5" Angle Soft	6
181023	BP00763	PXpro Polyester 2" Angle Soft	6
587361	MA94320R	PXpro Polyester 8 Prong Rack	1

Polyester & Bristle • Superior results with stains & oil based paints
 • Provides maximum pick up & release
 • Stainless steel ferrule



**POLYESTER-BRISTLE BEAVERTAIL & ANGLE SASH
SOFT HANDLE BRUSHES**

182474 MA94360 PXpro 48 pc. Poly/Bristle Assortment			
Item	Alias	Description	Pack
180600	BB01961	PXpro Poly/Bris 1" Flat Soft	6
180603	BB01962	PXpro Poly/Bris 1.5" Flat Soft	6
180606	BB01963	PXpro Poly/Bris 2" Flat Soft	6
180609	BB01964	PXpro Poly/Bris 2.5" Flat Soft	6
180612	BB01965	PXpro Poly/Bris 3" Flat Soft	6
180615	BB01967	PXpro Poly/Bris 4" Flat Soft	6
180624	BB01982	PXpro Poly/Bris 1.5" Angle Soft	6
180627	BB01983	PXpro Poly/Bris 2" Angle Soft	6
587362	MA94360R	PXpro Poly/Bris 8 Prong Rack	1

Blended Bristle • Superior results with oil based paints, stains & clear coats
 • Provides a smooth finish
 • Stainless steel ferrule



BLENDED BRISTLE BEAVERTAIL & ANGLE SASH BRUSHES

182476 MA94390 PXpro 48 pc. Blended Bristle Assortment			
Item	Alias	Description	Pack
180570	BB01871	PXpro Blended 1" Flat Wood	6
180573	BB01872	PXpro Blended 1.5" Flat Wood	6
180576	BB01873	PXpro Blended 2" Flat Wood	6
180579	BB01874	PXpro Blended 2.5" Flat Wood	6
180582	BB01875	PXpro Blended 3" Flat Wood	6
180585	BB01877	PXpro Blended 4" Flat Wood	6
180540	BB01852	PXpro Blended 1.5" Angle Wood	6
180543	BB01853	PXpro Blended 2" Angle Wood	6
587363	MA94390R	PXpro Blend Bris 8 Prong Rack	1

Paint Roller Covers

MICROFIBER ROLLER COVERS



- Premium fabric
- Smoothest finish

ITEM	ALIAS	SIZE	NAP	MATERIAL	PACK
# 185591	# RC75438	4"	3/8"	Smooth/Semi-Smooth	24
# 183570	# RC75925	9"	3/16"	Smooth	24
# 183591	# RC75938	9"	3/8"	Smooth/Semi-Smooth	24
# 183597	# RC75939	9"	1/2"	Smooth/Semi-Smooth	24
# 183606	# RC75950	9"	3/4"	Rough	24
# 183584	# RC75936	9"	1/4"	3 pk. Microfiber	10
# 183582	# RC75933	9"	3/8"	3 pk. Microfiber	10
# 183586	# RC75940	9"	1/2"	3 pk. Microfiber	10

YELLOW STRIPE ROLLER COVERS



- High density
- Lint resistant

ITEM	ALIAS	SIZE	NAP	MATERIAL	PACK
# 183465	# RC72325	3"	1/4"	Smooth	24
# 183468	# RC72338	3"	3/8"	Smooth/Semi-Smooth	24
# 183471	# RC72350	3"	1/2"	Semi-Smooth	24
# 183477	# RC72425	4"	1/4"	Smooth	24
# 183480	# RC72438	4"	3/8"	Smooth/Semi-Smooth	24
# 183483	# RC72450	4"	1/2"	Semi-Smooth	24
# 183486	# RC72475	4"	3/4"	Rough	24
# 183501	# RC72925	9"	1/4"	Smooth	24
# 183504	# RC72938	9"	3/8"	Smooth/Semi-Smooth	24
# 183507	# RC72950	9"	1/2"	Semi-Smooth	24
# 183510	# RC72975	9"	3/4"	Rough	24


POLYESTER ROLLER COVER



- High density
- Faster finish

ITEM	ALIAS	SIZE	NAP	MATERIAL	PACK
# 183186	# RC01875	7"	3/8"	Semi-Smooth	24
# 183192	# RC01893	9"	1/4"	Smooth	24
# 183195	# RC01895	9"	3/8"	Semi-Smooth	18
# 183198	# RC01896	9"	1/2"	Medium	24
# 183204	# RC01898	9"	3/4"	Rough	15
# 183201	# RC01897	9"	1"	Rough	24
# 183207	# RC01899	9"	1-1/4"	Extra Rough	15


WOVEN ROLLER COVERS



- Premium fabric
- Shed resistant

ITEM	ALIAS	SIZE	NAP	MATERIAL	PACK
# 183375	# RC70338	3"	3/8"	Smooth/Semi-Smooth	24
# 183381	# RC70438	4"	3/8"	Smooth/Semi-Smooth	24
# 183390	# RC70738	7"	3/8"	Smooth/Semi-Smooth	24
# 183393	# RC70750	7"	1/2"	Semi-Smooth	24
# 183429	# RC70925	9"	1/4"	Smooth	24
# 183432	# RC70938	9"	3/8"	Smooth/Semi-Smooth	24
# 183435	# RC70950	9"	1/2"	Semi-Smooth	24
# 183438	# RC70975	9"	3/4"	Rough	24
# 183593	# RC70936	9"	1/4"	3 pk. Woven	10
# 183595	# RC70933	9"	3/8"	3 pk. Woven	10
# 183596	# RC70940	9"	1/2"	3 pk. Woven	10

POLYESTER/WOOL BLEND ROLLER COVERS



- Polyester & wool blend
- Durable

ITEM	ALIAS	SIZE	NAP	MATERIAL	PACK
# 183516	# RC73038	3"	3/8"	Smooth/Semi-Smooth	24
# 183555	# RC74038	4"	3/8"	Smooth/Semi-Smooth	24
# 183561	# RC74075	4"	3/4"	Rough	24
# 183327	# RC70025	9"	1/4"	Smooth	12
# 183333	# RC70038	9"	3/8"	Smooth/Semi-Smooth	12
# 183336	# RC70050	9"	1/2"	Semi-Smooth	12
# 183339	# RC70075	9"	3/4"	Rough	12
# 183342	# RC70100	9"	1"	Extra Rough	12
# 183345	# RC70125	9"	1-1/4"	Extra Rough	12
# 183306	# RC69838	18"	3/8"	Smooth/Semi-Smooth	12

POLYESTER ROLLER COVER - 3 PKs.

- High density
- Faster finish



All pk. 6

ITEM	ALIAS	NAP	FABRIC
# 183598	# RC31893	1/4"	High Density
# 183682	# RC31895	3/8"	Medium Density
# 183599	# RC31896	1/2"	High Density

Paint Roller Baskets



WIRE BASKET

- Wire display rack
- Attaches to pegboard

WRR
pk.8

(Roller Covers **NOT** Included)



PLASTIC BASKET

- Plastic display rack
- Attaches to pegboard

MA00012
pk.4

(Roller Covers **NOT** Included)

9" General Purpose 100% Polyester Roller Covers

9" GENERAL PURPOSE ROLLER COVER

- Low density polyester



Polyester Fabric

* Display Box

ITEM	ALIAS	NAP	SURFACES	PACK
# 183147	# RC01793*	1/4"	Smooth	24
# 183150	# RC01795*	3/8"	Sm.Smooth	24
# 183153	# RC01796*	1/2"	Medium	24
# 183156	# RC01797*	3/4"	Rough	24
# 183159	# RC01798*	1"	Rough	24
# 183162	# RC01799*	1-1/4"	Extra Rough	24

PROMOTIONAL MULTI-PACKS



ITEM	ALIAS	NAP	SURFACES	PACK
# 183090	# RC01529	3/8"	2 pk. Plastic Core	12
# 183093	# RC01539	3/8"	3 pk. Plastic Core	12
# 183222	# RC06938	3/8"	6 pk. Plastic Core	12

9" ROLLER COVERS & FRAME

4 PK.

- Low density polyester
- 3/8" Nap



ITEM	ALIAS	PACK
# 183105	# RC01639	6

Paint Roller Kits

3 PC. PAINT KIT

- 2" Angle sash brush
- Two 9" x 3/8" roller covers



PT00803
pk. 12

8 PC. PAINTING KIT – DEEP WELL

- CONTAINS:**
- Sturdy deep well tray
 - 9" Roller frame
 - 9" High density cover
 - 3" Roller frame
 - 3" High density cover
 - Wood extension pole
 - 1" Comfort grip brush
 - 2" Comfort grip angle brush



PT03308
pk. 6

9 PC. PAINT TRAY KIT – DEEP WELL

- CONTAINS:**
- Sturdy deep well tray
 - (2) 9" x 3/8" smooth roller covers
 - 9" Roller frame
 - 2" Angle sash brush
 - 4" Trim tray
 - (2) 4" High density micro roller covers
 - 4" Micro-roller frame



PT03939
pk. 6

PAINT ROLLER COVERS & FRAMES

Roller Covers

7" ROLLER COVERS

- Low density polyester • Plastic core



PRE722

PRE762

ITEM	ALIAS	NAP	SURFACES	PACK
# 101400	# PRE722	3/8"	Sm.Smooth	36
# 101420	# PRE762	3/4"	Rough	36

4" ROLLER COVERS

- Low density polyester • Plastic core



RC00044

RC450

ITEM	ALIAS	NAP	SURFACES	PACK
# 183045	# RC00042	1/4"	Smooth	24
# 183048	# RC00044	3/8"	Sm.Smooth	24
# 114748	# PRE450	1/2"	Medium	36
# 183051	# RC00045	3/4"	Rough	24

3" ROLLER COVERS

- Low density polyester • Plastic core



RC00032

RC00033

RC00034

ITEM	ALIAS	NAP	SURFACES	PACK
# 183036	# RC00032	1/4"	Smooth	24
# 183039	# RC00033	3/8"	Sm.Smooth	24
# 183042	# RC00034	3/4"	Rough	24

Frame w/ Cover

- 9-1/2" Handle w/ treaded plastic grip

PT00306

3"

ITEM	ALIAS	NAP	MATERIAL	PACK
# 182229	# PT00302	3/16"	Mohair*	12
# 182235	# PT00306	3/8"	Polyester	12
# 182238	# PT00308	3/4"	Polyester	12

4"

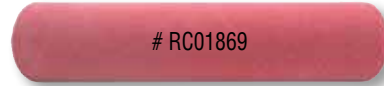
PT00316

ITEM	ALIAS	NAP	MATERIAL	PACK
# 182241	# PT00312	3/16"	Mohair*	12
# 182244	# PT00314	1/4"	Woven*	12
# 182247	# PT00316	3/8"	Polyester	12
# 182250	# PT00318	3/4"	Polyester	12

Specialty Covers

3/16" NAP PLUSH MOHAIR FABRIC

- Heavy duty phenolic core for super smooth lint-free finish best w/ enamel & varnishes



RC01869

ITEM	ALIAS	SIZE	NAP	MATERIAL	PACK
# 183180	# RC01869	9"	3/16"	Mohair	12

1/4" NAP TEXTURE ROLLER

- Phenolic core material creates a textured look
- For all texture paints



ITEM	ALIAS	SIZE	NAP	MATERIAL	PACK
# 182137	# RC00117	9"	1/4"	Looped	12

9" FOAM COVERS



ITEM	ALIAS	SIZE	NAP	SURFACES	PACK
# 183165	# RC01825	9"	1/4"	Smooth	12/72
# 182138	# RC01839	9"	3/8"	Semi-Smooth	12/72

TWIN PACK ROLLER COVERS

3" – 2 pc. Header/Bag

ITEM	ALIAS	NAP	MATERIAL	PACK
# 183054	# RC00322	3/16"	Mohair*	12
# 183057	# RC00324	1/4"	Woven*	12
# 183060	# RC00326	3/8"	Polyester	12
# 183063	# RC00328	3/4"	Polyester	12



4" – 2 pc. Header/Bag

ITEM	ALIAS	NAP	MATERIAL	PACK
# 183066	# RC00332	3/16"	Mohair*	12
# 183069	# RC00334	1/4"	Woven*	12
# 183072	# RC00336	3/8"	Polyester	12
# 183075	# RC00338	3/4"	Polyester	12



3 PC. MINI TRIM PAINT KITS

3" KIT CONTAINS:

- Trim tray
- 3" Roller frame
- 3" Roller cover

PT00323
pk. 12

4" KIT CONTAINS:

- Trim tray
- 4" Roller frame
- 4" Roller cover

PT00324
pk. 24



Paint Trays & Liners

PROFESSIONAL PAINT TRAYS

11" x 16" Plastic Trays

# PT09028	Translucent Green	
# PT09027	Black	
# DWT	Deep Well	

20" Jumbo Plastic Tray

# PT09020	Deep Well	
-----------	-----------	--

pk. 12

Metal Trays

# PT09030		
# PT09033	Deep Well	

pk. 12



PLASTIC TRAY

- Great for touch-up

4" Wide

Black
PRE4PT

White
PT09014

6" Wide Deep Well

PT09016

pk. 12



HAND HELD TRIM TRAY



PT09053
pk. 24

HANDY PAINT PAIL

- 20 oz. Capacity
- Pour spout
- Durable plastic
- Convenient handle



HP1
pk. 12

11" x 16" DISPOSABLE PLASTIC PAINT TRAY LINERS

- Dimpled

# PT09048	Fits PT09030	pk. 48
# PT09051	Deep Well Fits DWT	pk. 48
# PT09049	Deep Well Fits PT09033	pk. 48



Roller Frame Dispenser

10" ROLLER FRAME DISPENSER



- Pop display rack
- Attaches to pegboard

MA00005 pk.2

24" ROLLER FRAME DISPENSER

- Pop display rack
- Attaches to pegboard



MA00011 pk.2

36" ROLLER FRAME DISPENSER

- POP display rack
- Attaches to pegboard



MA00010 pk. 2

Screen Grids

PLASTIC GRID

- For painting directly out of paint buckets

Supports 1 Gal.
Paint Can

PT03001
pk. 48 /144



METAL GRIDS

- Plated steel



Supports: 1 Gal. Paint Can

PT03101 pk. 24

2 Gal. Paint Can

PT03112 pk. 24

5 Gal. Paint Can

PT03115 pk. 24

PT03105 pk. 24

PAINT ROLLER COVERS & FRAMES

Roller Frames

9" PROFESSIONAL FRAMES 5-WIRE CAGE

- 5/16" Dia. main rod
- Threaded handle

ITEM	LENGTH
# FR01199	15.5"
# FR01519	12.5"

All pk. 12

FR01519*
*Rubberized Comfort Handle

FR01199

FR01299

Wood Grip w/ Metal Ferrule

ITEM	LENGTH
# FR01299	15.5"

DELUXE PRO FRAMES 5-WIRE CAGE

- Extra heavy duty rib cage & caps
- Comfortable grip handle
- 5/16" Dia. main rod
- Metal ferrule
- Threaded handle

FR01195

FR01296

Heavy Duty Plastic Grip

ITEM	SIZE	DESCRIPTION	PACK	LENGTH
# FR01175	7"	PRO Cage	12	12.5"
# FR01195	9"	PRO Cage	12	12.5"
# FR01196	9"	PRO Orange	24	12.5"
# FR01275	7"	PRO Star	12	15"
# FR01295	9"	PRO Star	12	15.25"
# FR01296	9"	Long Reach	12	17"

5-WIRE CAGE

- Metal ferrule
- Threaded handle
- 1/4" Dia. main rod

ITEM	SIZE	PACK
# FR01507	7"	24
# FR01509	9"	24

FR01509

4-WIRE CAGE

- Threaded handle
- Plastic grip & end caps
- 1/4" Dia. main rod

ITEM	SIZE	PACK
# FR01034	3"	24
# FR01044	4"	24
# FR01074	7"	24
# FR01094	9"	24

FR01094

FR01034

ADJUSTABLE FRAME 5-WIRE CAGE

EXTENDABLE

- Securely locks to any length between 21" - 40"
- Lightweight & easy to handle
- Quarter turn to lock & release
- Fits all standard 9" roller covers
- 1/4" Dia. main rod

FR02140 pk. 6

RUBBER GRIP ROLLER FRAMES

3" Wide

FR01193 pk. 12

4" Wide

FR01194 pk. 12

Micro Roller Covers

3/8" DOMED FOAM ROLLER COVERS

Multi Packs

ITEM	SIZE	PACKAGE TYPE	PACK
# 79753	4"	2 pk. Polybag	6/72
# 79994	4"	6 pk. Polybag	6/24
# RC07748	4"	10 pk. Polybag	6
# 79756	6"	2 pk. Polybag	12



RC07748



79753

4" YELLOW STRIPE MICRO ROLLER COVERS

Multi Packs

ITEM	SIZE	NAP	MATERIAL	PACKAGE TYPE	PACK
# 79754	4"	1/2"	Yellow Stripe	2 pk. Polybag	12
# 79755	4"	3/8"	Yellow Stripe	6 pk. Polybag	6/24
# RC07746	4"	1/2"	Yellow Stripe	12 pk. Polybag	6
# RC07747	4"	3/4"	Yellow Stripe	10 pk. Polybag	6

6" MICRO ROLLER COVERS

Multi Packs

- Woven Yellow Stripe Fabric

ITEM	SIZE	NAP	MATERIAL	PACKAGE TYPE	PACK
# RC01762	6"	1/4"	Woven	2 pk. Polybag	12
# RC01764	6"	1/2"	Polyester	2 pk. Bag	12
# 79757	6"	1/2"	Yellow Stripe	2 pk. Bag	12
# RC07762	6"	1/4"	Yellow Stripe	12 pk. Polybag	6
# RC07764	6"	3/8"	Yellow Stripe	12 pk. Polybag	6
# RC07766	6"	1/2"	Yellow Stripe	12 pk. Polybag	6
# PT00070	4"	3/8"	7 Piece Micro-Kit		6



79755



RC01762



79757

MICRO FRAMES

4"

# FR01711	11" Long	pk. 12
# FR01716	16" Long	pk. 12

6"

# FR01718	15" Long	pk. 12
# FR01723	23" Long	pk. 12



MICROFIBER ROLLER COVERS w/ FRAME

ITEM	SIZE	NAP	SURFACE	PACKAGE TYPE	PACK
# PT01750	6"	3/16"	Smooth	Carded	6/27
# PT01752	6"	3/8"	Smooth to Semi Smooth	Carded	6/27
# PT01754	6"	3/4"	Rough	Carded	6/27

For Smooth Surfaces

- Use w/ latex & oil paints
- Covered end paints corners
- For kitchens, doors, bathrooms, cabinets & more

For Rough Surfaces

- Use w/ latex & oil paints
- Covered end paints corners
- For deck, stucco, textured surfaces & more



PT01750

For Smooth to Semi-Smooth Surfaces

- Use w/ latex & oil paints
- Covered end paints corners
- For living rooms, bedrooms, ceilings & more

RC01750

MICROFIBER ROLLER COVERS

ITEM	SIZE	NAP	SURFACE	PACKAGE TYPE	PACK
# RC01750	6"	3/16"	Smooth	2 pk. Polybag	6/27
# RC01752	6"	3/8"	Smooth to Semi-Smooth	2 pk. Polybag	6/27
# RC01754	6"	3/4"	Rough	2 pk. Polybag	6/27

Micro Frames & Covers



- Fabric – for semi-smooth surfaces
- Foam – for smooth surfaces (do not use w/ lacquer or shellac)
- Threaded handle rounded end rollers

4" Yellow Stripe Micro Roller w/ Frame

# 79750	1/2" Yellow Stripe	11" Long Frame	pk. 6
# PT01756	1/2" Yellow Stripe	16" Long Frame	pk. 12

4" Domed Foam Micro Roller w/ Frame

# 79993	3/8" Nap Foam	11" Long Frame	pk. 6
# PT01758	3/8" Nap Foam	16" Long Frame	pk. 12

6" Micro Cover w/ Frame

# PT01772	1/4" Woven	23" Long Frame	pk. 12
# PT01774	1/2" Nap Polyester	23" Long Frame	pk. 12
# PT01776	1/2" Yellow Stripe	23" Long Frame	pk. 12
# 79752	1/2" Yellow Stripe	11" Long Frame	pk. 12
# 79751	1/2" Foam	11" Long Frame	pk. 6

6" Domed Foam Micro Roller Cover w/ Frame

# PT01778	3/8" Nap Foam	23" Long Frame	pk. 12
-----------	---------------	----------------	--------

PAINT KITS

10 PC. PAINTING KIT

Contains:

- 9" Heavy duty roller frame w/ comfort soft handle
- 3" Heavy duty roller frame w/ comfort soft handle
- 2 pc. each: 3" & 9" high density roller cover
- 2" Polyester sash paint brush
- 2" Foam paint brush
- 2" Plastic putty knife
- Deep well plastic tray



PT03510
pk. 6

3 PC. DELUXE ROLLER KITS

Contains:

- 9" Deluxe bird cage frame w/ threaded grip
- 9" Polyester roller cover
- Sturdy tray

W/ Plastic Tray

PT03349
pk. 24

W/ Metal Tray

PT03359
pk. 24



12 PC. PAINTING KIT

Contains:

- 9" Deluxe roller frame
- 2 pc. 9" all purpose roller cover
- 3" Wall brush
- 2" Trim brush
- 2" foam paint brush
- 9" X 12" drop cloth
- Paint can opener
- Paint mixing paddle
- Metal paint tray
- 2 pc. plastic tray liner
- Display box



PT03362
pk. 6

6 PC. PAINTING ROLLER KIT

Contains:

- Sturdy paint tray
- 9" Polyester roller cover
- 9" Roller frame
- 3" Micro roller frame
- 3" Micro roller cover
- 2" Foam brush
- Interior/exterior



PT03306FR
pk. 12

3 PC. PAINTING ROLLER KIT

Contains:

- 9" Roller frame w/ bullet grip
- 9" Polyester roller cover
- Plastic paint tray
- Display box



PT03329
pk. 12

3 PC. ECONOMY KIT

Contains:

- 9" Roller frame w/ bullet grip
- 9" Polyester roller cover
- Paint tray



W/ Metal Tray

PT03339
pk. 24

6 PC. FOAM INTERIOR PAINTING KIT

Contains:

- 9" Roller cover & frame
- Corner roller
- 1-1/2" Foam brush
- 3" Trim roller
- Paint tray

For use w/ all paints, stains & clear coatings on semi-smooth surfaces



79769
pk. 5

5 PC. PAD PAINTER TRIM KIT

Contains:

- 7" Pad painter frame
- 7" Paint pad
- Paint tray
- Trim & retouch tool
- Corner pad painter



79767
pk. 6

DEEP WELL 3 PC. PAINT TRAY SET



DWTS
pk. 12

«Everything But The Paint»

9 PC. PAINTING KIT

Contains:

- 9" Roller frame (5 wire cage & threaded plastic handle w/ metal ferrule)
- 2 pc. 9" roller cover 3/8" nap
- 1-1/2" Sash polyester paint brush
- 4" Polyester paint brush
- Paint mixing paddle
- Paint can opener
- Poly drop cloth
- Metal tray

EBP2
pk. 12



Foam Rollers

- For use w/ all paints & stains latex & oil based
- For inside corners, floors & moldings smooth finish
- No lint or brush marks interior/exterior

CORNER ROLLER # 79768 pk. 6

3" TRIM ROLLER # PT05300 pk. 12/72

79768



PT05300



Corner Pad Painter

HANDLE & PAD TRIANGULAR

- All surfaces
- All paints & stains
- Smooth edge
- Interior/exterior



79762
pk. 6/72

**2 pk.
Pad Refill**

79764
pk. 6/72



Paint Pad Applicators & Refills

- Adjustable soft-grip threaded handle
- For all surfaces all paints & stains
- Smooth even finish
- Interior & exterior



7" PAD PAINTER FRAME & REFILL

# 79758	Frame w/ Pad	pk. 3/24	
# 79760	Pad Refill	pk. 6/72	

- Adjustable soft-grip threaded handle
- For all surfaces all paints & stains
- Smooth even finish
- Interior/exterior



9" PAD PAINTER FRAME & REFILL

# 79759	Frame w/ Pad	pk. 3/24	
# 79991	Pad Refill	pk. 6/72	

4" X 3" EDGER PAD PAINTER



W/ Pole Adapter

79765
pk. 6/72

2 PK. REFILL PADS



79766
pk. 5/100

9" Roller w/ Shield



LB00055
pk. 6

Window & Trim Wand



- For all surfaces
- All paints & stains
- Smooth edge
- Great for trim work around doors & windows
- Interior/exterior

1-1/2" X 2" SASH-TRIM WAND & PAD
w/ 1 Additional Refill Included

79761 pk. 6/72

Handy Painter

ALL-IN-ONE PAINT PAD W/ HANDLE



79772
pk. 12/72

- Interior/exterior use w/ all paints & stains

- Easy to hold & reach into corners & other hard to access place

Painter's Mitt

- Excellent for stains
- Polyester
- Knit wrist
- Poly-liner-glove included



PT01780
pk. 12/72

Paint Kits

WINDOW & LEDGE

Contains:

- Plastic paint tray
- Foam brush pad trimmer
- Trimmer replacement
- Disposable glove

79998 pk. 4/24



3" ROLLER & TRAY SET

- For trim & touch-up
- Use w/oil based paint, latex, stain varnish & sealers
- Plastic paint tray

79999
pk. 4/24



SMALL AREA QUICK FIX

Contains:

- 3" Roller frame
- 2 pc. roller covers
- Plastic paint tray
- Disposable glove

79996
pk. 4/24



EXTENSION POLES

Extension Poles

SMOOTH FINISH LACQUERED HARDWOOD HANDLES

- For paint rollers, brooms, general purpose use

ITEM#	LENGTH	THICKNESS	pk. 12
# TH40	4 ft.	7/8"	
# TH45	4-1/2 ft.	15/16"	



Threaded Wood Tip

ITEM#	LENGTH	THICKNESS	pk. 12
# TH50	5 ft.	15/16"	
# TH60	6 ft.	15/16"	

Threaded Metal Tip



ITEM#	LENGTH	THICKNESS	pk. 12
# THM40	4 ft.	15/16"	
# THM45	4-1/2 ft.	15/16"	
# THM50	5 ft.	15/16"	
# THM60	6 ft.	15/16"	

ECONOMY EXTENSION W/ TURN LOCK

- Aluminum slider & housing



24" - 48"	# WP00361	36" - 72"	# WP00362	
48" - 96"	# WP00363	72" - 144"	# WP00365	All pk. 12

EXTENSION W/ HEAVY TURN LOCK

- Anodized aluminum slider tube & handle for maximum flexibility & reach



24" - 48"	# WP00381	
48" - 96"	# WP00383	
72" - 144"	# WP00385	
96" - 192"	# WP00386	All pk. 12

3 PC. SECTIONAL EXTENSION POLE

- Solid wood
- Threaded plastic connectors



WP00348 pk. 12/36

CONTRACTORS CHOICE EXTENSION POLE

- Fiberglass main rod w/ hex shaped aluminum slider tube & locking mechanism at preset intervals



All pk. 6

12" - 24"	# WP00390	60" - 120"	# WP00394
24" - 48"	# WP00391	72" - 144"	# WP00395
48" - 96"	# WP00393	96" - 192"	# WP00396

VINYL COATED METAL HANDLE



7/8" x 47" # WP00244 pk. 24



7/8" x 48" # TAL248B pk. 12

ONE PIECE FIBERGLASS EXTENSION POLE

- Metal thread



48"	# WP00355	
60"	# WP00357	All pk. 12

EXTENSION POLE MERCHANDISING RACK



MA00065 pk. 1

Caulking Guns

STOP FLOW™ STYLE W/ ROTATING BARREL

- Stop flow™ feature stops caulk from flowing or dripping
- Rotating barrel – helps apply caulk in hard-to-reach places

For Standard Cartridge

- Smooth rod rugged & dependable
- Nozzle clean-out tool
- Thrust ratio: 10:1

CG00138 pk. 6



For Quart Cartridge Skeleton Style

- Smooth rod rugged & dependable
- Nozzle clean-out tool
- Thrust ratio: 10:1

CG00128 pk. 6



For Standard Cartridge Ratchet Style

- Built-in spout cutter nozzle clean-out tool
- D-ring & wrist strap ladder hook
- Thrust ratio: 7:1


CG00122 pk. 6



For Standard Cartridge Parallel Smooth Hex Rod

- Built-in spout cutter nozzle clean-out tool
- D-ring & wrist strap ladder hook
- Thrust ratio: 7:1

CG00121 pk. 12



AUTO STOP DRIP™

For Standard Cartridge Pro Hex Rod

- Rubber grommet relieves plunger of back pressure when trigger is released. This causes the caulk to stop flowing & not drip
- Built-in spout cutter
- Nozzle clean-out tool
- Thrust ratio: 7:1

CG00125 pk. 12



STOP FLOW™ STYLE PARALLEL SMOOTH HEX ROD

For Standard Cartridge Perfectly Balanced

- Deep milled cut teeth built-in spout cutter
- Nozzle clean-out tool d-ring & wrist strap ladder hook
- Thrust ratio: 10:1

CG00119 pk. 12



STOP FLOW™ SKELETON STYLE

For Standard Cartridge

- Hex rod nozzle clean-out tool
- Thrust ratio: 7:1

CG00118 pk. 12



ECONOMY RATCHET STYLE RUGGED

For Standard Cartridge

- Heavy gauge steel built-in spout cutter
- Nozzle clean-out tool
- Thrust ratio: 7:1

CG00111 pk. 24



For Quart Cartridge

- Heavy gauge steel
- Built-in spout cutter
- Nozzle clean-out tool

CG00124 pk. 6



STOP FLOW™ STYLE SMOOTH ROD

For Standard Cartridge

- Lever pistol rugged & economical
- Heavy gauge steel nozzle clean-out tool
- Thrust ratio: 5:1

# 98FD	Economy (Blue)	pk. 6
# CG00108	Economy (Blue)	pk. 24
# CG00109	Econocaulker (Red)	pk. 24



For Quart Cartridge

- Smooth rod
- Lever pistol rugged & economical
- Heavy gauge steel nozzle clean-out tool
- Thrust ratio: 10:1

CG00129 pk. 6



PARALLEL RATCHET CAULKER

For Standard Cartridge Heavy Duty

- Deep milled cut teeth built-in spout cutter
- Nozzle clean-out tool d-ring & wrist strap ladder hook
- Thrust ratio: 7:1

CG00120 pk. 12



SUPER RATCHET STYLE

For Standard Cartridge

- Deep milled cut teeth built-in spout cutter
- Heavy gauge steel nozzle clean-out tool
- Ladder hook d-ring & wrist strap thrust ratio: 7:1

CG00117 pk. 6



SCRAPERS & PUTTY KNIVES

Plastic Putty Knives

- Sturdy plastic tools solvent resistant



ITEM	SIZE	TOOL	PACK
# PT05602	2"	Putty Knife	36/432
# PT05603	3"	Putty Knife	36/288
# PT05604	4"	Scraper	36/216
# PT05606	6"	Scraper	24/144
# PT05608	8"	Taping Knife	12/144
# PT05610	10"	Taping Knife	12/144

3 PC. PLASTIC SET

1-1/2" 2" 3"
79770
pk. 24/288



2" 3" 4"
PT05633
pk. 24/288

Wood Handle Putty Knives

ITEM	SIZE	PACK
# GX112W	1-1/2"	10/100
# GX2W	2"	10/100
# GX3W	3"	10/100



Flexible Blade

SCRAPERS/JOINT KNIVES W/ BRASS PLATED STEEL STRIKING HEAD

ITEM	SIZE	PACK
# PT06240	4"	10/50
# PT06250	5"	10/50
# PT06260	6"	10/50



Heavy duty ABS plastic handle resistant to commonly used paint thinners

Economy Putty Knives

PUTTY KNIVES & WALL SCRAPERS

- Shatterproof plastic handles & precision fitted steel blades



Red Plastic Handle

ITEM	SIZE	DESCRIPTION	PACK
# PT05713	1-1/2"	Putty Knife	Stiff 12/72
# PT05714	1-1/2"	Putty Knife	Flex 12/72
# PT05729	3"	Wall Scraper	Stiff 12/72
# PT05730	3"	Wall Scraper	Flex 12/72
# PT05734	4-1/2"	Taping Knife	Flex 6/72

3 PC. SET

- 1-1/2"
- 3"
- 4-1/2"

PT05736
pk. 12/44



Orange Plastic Handle

ITEM	SIZE	TOOL	PACK
# 79215	5"	Scraper	Flex 10/100
# 79216	6"	Scraper	Flex 10/100
# 79211	10"	Scraper	Flex 10/100

High Carbon Steel Blades

SOLID PLASTIC HANDLE PUTTY KNIVES PROFESSIONAL GRADE

ITEM	SIZE	DESCRIPTION	PACK
# PT06212	1-1/4"	Putty Knife	Chisel 10/100
# PT06213	1-1/2"	Putty Knife	Stiff 10/100
# PT06214	1-1/2"	Putty Knife	Flex 10/100
# PT06223	2"	Putty Knife	Stiff 10/100
# PT06224	2"	Putty Knife	Flex 10/100
# PT06233	3"	Wall Scraper	Chisel 10/100
# PT06234	3"	Wall Scraper	Flex 10/100

- Mirror finish tempered high-carbon steel blades
- Precision ground
- Full tang

5-IN-1 TOOL

PT06385
pk. 10/100



CLIP POINT PUTTY KNIFE

GXP1
pk. 10/100



High Carbon Steel

HIGH CARBON STEEL BLADES PUTTY KNIVES PROFESSIONAL GRADE

- Comfort grip

5-IN-1 TOOL

PT05816
pk. 6/36



ITEM	SIZE	DESCRIPTION	PACK
# PT05804	1-1/4"	Putty Knife	Flex 6/36
# PT05806	2"	Putty Knife	Stiff 6/36
# PT05807	2"	Putty Knife	Flex 6/36
# PT05810	3"	Wall Scraper	Stiff 6/36
# PT05811	3"	Wall Scraper	Flex 6/36
# PT05812	3"	Putty Knife	Chisel 6/36
# PT05813	4"	Joint Knife	Flex 6/36
# PT05815	6"	Joint Knife	Flex 6/36



4 PC. PUTTY KNIFE SET

- Contains: 2", 3", 4", 5"
- 6-In-1 painting tool
- Hammer head
- Comfort grip handle

PT05844
pk. 6/36



General Use Brushes

ALL PURPOSE GOLD POLYESTER ALL PAINTS

Clear lacquered wood handle

- Brass plated ferrule

BEAVERTAIL HANDLE FLAT

# BP00771	1"	12/144
# BP00772	1-1/2"	12/144
# BP00773	2"	12/144
# BP00774	2-1/2"	12/72
# BP00775	3"	12/72
# BP00777	4"	12/72

LONG HANDLE ANGLE SASH

# BP00782	1-1/2" Sash	12/72
# BP00783	2" Sash	12/72



4" BLENDED BRISTLE BLOCK STAIN BRUSH

- Wood block
- 1-3/4" Thick
- Handles accept acme threaded extension poles



BB02877
pk. 6/24

LE PETITE™ 2" STUB BRUSH

- Counter display w/ assorted colors
- Angle sash
- Solid round tapered polyester

4920AM
pk. 1 box



Brush Sets

WOOD HANDLE SET

- Synthetic bristle
- 1/2", 1", 1-1/2", 2"



1400/4
pk. 12/144

100% GOLD POLYESTER BRUSH SETS

- Gold colored ferrules
- Clear lacquered hardwood handles
- Packed in clear vinyl pouch w/ header

2 pc. Set:
2" Angle Sash & 4" Wall Brush

BP01122 pk. 12/36

3 pc. Set:
1-1/2", 2", 3" Flat Brushes

BP01133 pk. 12/36

4 pc. Set:
1", 3", 4" Wall Brushes 2" Angle Sash

BP01144 pk. 6/24



LACQUERED WOOD HANDLE BRUSH SETS

- Packed in clear vinyl pouch w/ header

3 pc. Set:
1", 2" Sash, 3" Wall

2800/3 pk. 12/36

4 pc. Set:
1" Trim, 1.5" Angle Sash
2" Wall, 3" Wall

2800/4 pk. 12/36

6 pc. Set:
1", 1-1/2" Sash 2",
2-1/2", 3", 4"

2800/6 pk. 6/24



ECONOMY BRUSHES

SYNTHETIC FULL DOUBLE XX THICKNESS

- Flagged polyester fully stocked plastic handle w/ hang hole clear poly wrapper

BEAVERTAIL HANDLE FLAT

# BP00741	1"	12/144
# BP00742	1-1/2"	12/144
# BP00743	2"	12/144
# BP00744	2-1/2"	12/144
# BP00745	3"	12/144
# BP00747	4"	12/72

SYNTHETIC SCANT DOUBLE XX THICKNESS

- Flagged polyester fully stocked plastic handle w/ hang hole clear poly wrapper

KAISER HANDLE FLAT

# BP00721	1"	12/288
# BP00722	1-1/2"	12/288
# BP00723	2"	12/288
# BP00724	2-1/2"	12/144
# BP00725	3"	12/144
# BP00737	4"	12/144

SYNTHETIC SINGLE X THICKNESS

- Flagged fully stocked plastic handle w/ hang hole clear poly wrapper

# BN00100	1/2"	36/720
# BN00101	1"	36/720
# BN00102	1-1/2"	36/432
# BN00103	2"	24/432
# BN00104	2-1/2"	12/288
# BN00105	3"	12/288



DOUBLE XX THICKNESS

100% POLYESTER VALUE SETS

- For use w/ all paints & finishes interior/exterior

2 pc. Set: 1-1/2" Sash, 4" Wall

1984
12/72

3 pc. Set: 1-1/2" Sash, 2" Trim, 3" Wall

2100/3
6/36

4 pc. Set: 1", 2", 3" Flat, 1-1/2" Sash

BP07234
12/36

6 pc. Set: 1", 1-1/2" Sash, 2", 2-1/2", 3", 4"

2100/6
12/24



TRIM & TOUCH-UP SETS SINGLE X THICKNESS

3 pc. Set:

- Includes: 1/2", 1", 2"

BS00003
pk. 48/144

4 pc. Set:

- Includes: 1/2", 1", 1-1/2", 2"

BS00004
pk. 24/72



Artist & Hobby Brushes

All brushes are set in gum arabic to preserve straight edge & tight tips

FINE RED SABLE & PURE WHITE BRISTLE

- Long handle, two red sable two white bristle
- Use for all painting on canvas or paper

4 pc. Set

pk. 12/144
BA30504



HOBBY & CRAFT BRUSH SET

- Fine camel hair & natural pure bristle, rounds & flats
- For all purpose painting

5 pc. Set

pk. 12/144
BA30505



DARK OX HAIR SINGLE STROKE

- Flat brushes for all arts, crafts, hobbies, lettering, lines & stripes

3 pc. Set

pk. 12/144
BA30513



Chip Brushes

- Pure 100% natural white color bristle epoxy settings

SINGLE X THICK

# BB00010	1/2"	36/864
# BB00011	1"	36/864
# BB00012	1-1/2"	36/864
# BB00013	2"	36/864
# BB00014	2-1/2"	12/432
# BB00015	3"	12/432
# BB00017	4"	12/288

- All paints
- Interior/exterior
- Smooth natural wood handles



DOUBLE XX THICK

# BB00020	1/2"	24/288
# BB00021	1"	24/288
# BB00022	1-1/2"	24/288
# BB00023	2"	24/288
# BB00024	2-1/2"	12/144
# BB00025	3"	12/144
# BB00027	4"	12/144

Radiator Sash

- Black china bristle
- Extra long bent smooth natural wood handles
- Offset at 45° angle w/ hang-up hole

# BB01211	1"	12/72
# BB01212	1-1/2"	12/72
# BB01213	2"	12/72
# BB01214	2-1/2"	12/72
# BB01215	3"	12/72
# BB01217	4"	12/72



CHIP BRUSH SETS

# BB06123	6 pc. (2) 1", (2) 2", (2) 3"	12/144
# BB03123	9 pc. (3) 1", (3) 2", (3) 3"	12/72
# BB12312	12 pc. (4) 1", (5) 2", (3) 3"	6/36
# BB12324	24 pc. (8) 1", (10) 2", (6) 3"	6/36
# BB00202	20 pc. 1"	6/36
# BB00136	36 pc. 1"	6/24
# BB00224	24 pc. 2"	6/24
# BB00312	12 pc. 3"	6/24
# BB00064	6 pc. 4" Double Thick	6/24



Foam Paint Brushes

- For use w/ all paints, enamels, varnishes, stains (except shellac or lacquer)

WOOD HANDLE

STANDARD FOAM

# BF05011	1"	48/144
# BF05013	2"	48/144
# BF05015	3"	36/144
# BF05017	4"	24/144



European High Density Foam

# BF05021	1"	48/144
# BF05023	2"	48/144
# BF05025	3"	36/144
# BF05027	4"	24/144



PLASTIC HANDLES

STANDARD FOAM

# BF05001	1"	50/500
# BF05003	2"	50/500
# BF05005	3"	40/400
# BF05007	4"	30/300



Foam Paint Brush Sets

WOOD HANDLE SETS - STANDARD FOAM

3 pc. set: 1", 2", 3"

BF05133 pk. 24/288

4 pc. set: 1", 2", 3", 4"

7040 pk. 24/288

6 pc. set: (6) 2"

BF00062 pk. 24/288

12 pc. set: (5) 1", (3) 2", (3) 3", (1) 4"

BF05212 pk. 6/48

24 pc. set: (10) 1", (6) 2", (6) 3", (2) 4"

BF05114 pk. 12/48



PLASTIC HANDLE SETS

3 pc. set:
1", 2", 3"

BF05033
pk. 24/288



DROP CLOTHS & PLASTIC SHEETING

SMOOTH TRANSLUCENT – FLAT PACK



ITEM	THICK	WEIGHT	SIZE	PK.
# DC90050	0.3 mil	Light	9 ft. x 12 ft.	72
# 100DC/PDQ	0.9 mil	Medium	9 ft. x 12 ft.	12/48
# 250DC/PDQ	1.5 mil	Heavy	9 ft. x 12 ft.	12/36
# DC90202	2.0 mil	Heavy	9 ft. x 12 ft.	24
# DC90295	3.0 mil	Ex.Heavy	9 ft. x 12 ft.	12
# 225DC/PDQ	2.25 mil	Heavy	10 ft. x 20 ft.	12

SMOOTH-EXTRA LARGE SIZES – FLAT PACK



ITEM	THICK	WEIGHT	SIZE	PK.
# DC90121	1.0 mil	Light	10 ft. x 20 ft.	24

COTTON CANVAS DROP CLOTHS



ITEM	WEIGHT	SIZE	PK.
# DCC41208	8 oz.	4 ft. x 12 ft.	6
# DCC60908	8 oz.	6 ft. x 9 ft.	6
# DCC91208	8 oz.	9 ft. x 12 ft.	4
# DCC91212	12 oz.	9 ft. x 12 ft.	4

ROLLED CLEAR PLASTIC SHEETING



ITEM	THICK	WEIGHT	SIZE	PK.
# DR91210	1.0 mil	Medium	9 ft. x 12 ft.	48
# DR91220	2.0 mil	Heavy	9 ft. x 12 ft.	24
# DR91240	1.0 mil	Medium	10 ft. x 20 ft.	24

ROLLED CLEAR PLASTIC SHEETING



ITEM	THICK	WEIGHT	SIZE	PK.
# 1020DC	3.0 mil	Medium	10 ft. x 20 ft.	12
# 253DC	3.0 mil	Medium	10 ft. x 25 ft.	12
# 254DC	4.0 mil	Heavy	10 ft. x 25 ft.	6

Safety Products

5 PK. DISPOSABLE DUST MASKS

- Protects against non-toxic dusts only
- Adjustable metal clip

POLY-BAG pk. 12/144

SP98805

CLAMSHELL pk. 12/144

SP98815



50 PK. BOX CONTRACTOR PACK



SP98850
pk. 4/12

SAFETY GOGGLES W/ POLY CARBONATE LENSES

- Shatter resistant lenses anti-fogging
- Vented sides
- Adjustable elastic head band



SP98830
pk. 12/144

REUSABLE FILTER MASK

One Piece Construction



SP98808
pk. 12/144

WRAP AROUND SAFETY GLASSES

- Full coverage
- Adjustable temples
- 99% UV protection



103-1
pk. 12/48

Gloves

LATEX GLOVES One Size Fits All Powdered

1 PAIR/BAG

- # 931S - Small
- # 931M - Medium
- # 931L - Large
- # 931XL - XLarge

pk. 12/144



HouseHold

10 CT. BAG



Disposable

DLG10
pk. 10/100

VINYL GLOVES Non-Powdered

8 CT. CARD

- Heavy duty
- Non-sterile
- Multi purpose
- For home & industry

One Size Fits All

SP98873
pk. 12/72



VINYL GLOVES Powdered

One Size Fits All

100 PK. BOX Opaque Non-Sterile

SP98876 -Med/Lg pk. 10

SP98871 -Lg/XL pk. 10



LATEX GLOVES

One Size Fits All

100 PK. BOX Powdered

SP98846 -Med/Lg pk. 10

SP98841 -Lg/XL pk. 10



BLUE NITRILE GLOVES

One Size Fits All

100 PK. BOX Powdered

SP98856 -Med/Lg pk. 10

SP98851 -Lg/XL pk. 10



ALL-PURPOSE PREMIUM GLOVES

- Latex reinforced w/ neoprene coating
- Textured grip
- Puncture & chemical resistant
- Extra long cuffs
- Soft flocked lining

pk. 6/72

951M Medium

951L Large



WIRE BRUSHES

Stainless Steel Wire Brushes

- For removing rust & corrosion from metals
- Other uses for shop & home rust proof tyne

Long Bent Handle w/ Beveled Scraper

4 x 19 Rows

SS01319 pk. 12/48



Shoe Handle w/ Beveled Scraper

4 x 16 Rows

SS01416 pk. 12/48



Beavertail Handle w/ Beveled Scraper

4 x 11 Rows- Stainless Steel

SS01411 pk. 12/48



Straight Back (Butcher Block) w/ Large Beveled Scraper

- Works w/ standard acme threaded extension pole
- 6 x 19 Rows 7-1/4" Block

SS01619 pk.6/72



Carbon Steel Wire Brushes

- For removing rust & corrosion from metals,
- Roughing-up wood & brushing loose stucco surfaces
- Oil tempered carbon-steel wire tyne
- Smooth sanded hardwood block w/ hang-up holes

Long Bent Handle

3 x 19 Rows

BW00319 pk. 12/144



W/ Scraper

3 x 19 Rows

BW01319 pk. 12/48



Shoe Handle

4 x 16 Rows

BW00416 pk. 12/144



W/ Scraper

6 x 16 Rows


BW01416 pk. 12/144



Straight Back (Butcher Block)

6 x 19 Rows 7-1/4" Block

BW00619 pk. 12/144



W/ Scraper

- Works w/ standard Acme threaded extension pole
- 4 x 19 Rows 7-1/4" Block

BW01619 pk.6/72



4 x 11 Rows

BW01411 pk. 12/144

Wire Scrub Brushes

PERFECT PREP™ BRUSHES



- Black rust resistant wires are staple-set in ergonomically designed blocks
- Each block is made of light sturdy foam plastic
- A soft red rubber-like insert provides comfort & style

Long Handle Wire Brush w/ Scraper

4 x 19 Rows

BW01450 pk. 12



Tight Spot Wire Brush

4 x 16 Rows

BW01452 pk. 12



Scrubber Wire Brush

12 x 18 Rows

BW01454 pk. 12



Two-Handed Wire Brush

4 x 31 Rows

BW01456 pk. 12



Threaded Block Style Wire Brush

8 x 21 Rows

BW01458 pk. 12



30 PC. - WIRE BRUSH ASSORTMENT

BW01460 pk. 1

- 6 ea: BW01450, BW01452, BW01454, BW01456, BW01458 + 1 Free Rack WB1438

Detail Brushes

MINI CRIMPED WIRE BRUSH SETS

3 pc. Brass Bristle # BW02337 pk. 12/72

3 pc. Brass, Steel, Nylon

WOOD HANDLE # BW02340 pk. 12/72

RUBBER GRIP HANDLE # BW02333 pk. 6/144

3 x 7 MINI CRIMPED WIRE BRUSH SETS

- Wood handles

BRASS # BW02137 pk. 36

STEEL # BW02138 pk. 36

NYLON # BW02139 pk. 36



SMALL STRIPPING BRUSH w/ GREEN STIFF POLY BRISTLES

- For light work of stripping of
- Tight areas & surface cleaning # BW02107 pk.12/72



6 pc. Wire Brush Set

BW02360 pk. 6/24

- Nylon: 7-1/4" x 1-3/8"
- Nylon: 7" x 7/8"

- Brass: 7-1/4" x 1-3/8"
- Brass: 7" x 7/8"

- Steel: 7-1/4" x 1-3/8"
- Steel: 7" x 7/8"

Steel Wool



All Packed 15 Bags per PDQ Display Box

• 8 Pads

- # SW1-8
- # SW2-8
- # SW3-8
- # SW4-8
- # SW0-8
- # SW00-8
- # SW000-8
- # SW0000-8

GRADE	DESCRIPTION
#1	Medium
#2	Coarse
#3	Ex. Coarse
#4	Ex. Extra Coarse
#0	Fine
#00	Very Fine
#000	Extra Fine
#0000	Super Fine

• 16 Pads

- # SW1
- # SW2
- # SW3
- # SW4
- # SW0
- # SW00
- # SW000
- # SW0000

Industrial Brushes Natural Fiber

ROOFING 7" Heavy Hardwood Block

BM00481
pk. 12



For applying roof coating as well as washing & cleaning brick, stone & wood

3-KNOT ROOFING

Heavy hardwood block

BM00482
pk. 12



For application of all roof coatings. Use w/ tapered extension pole.

MASONRY

6-1/2" Hardwood block
Hardwood handle

BM00485 pk. 12

For application of a variety of compounds to rough or smooth masonry surfaces



ACID/WHITEWASH

7" Hardwood block w/ 2 holes for tapered handles (handle included)

BM00487
pk. 12

For applying acid paints & to clean brick & masonry



DRIVEWAY & ROOF BRUSH W/ SQUEEGEE


- Heavy hardwood block
- Sturdy fiber
- Hardwood handle



ITEM	SIZE	PK.
# PT03980	18"	24
# PT03981	24"	12

For application of driveway, roof coating & sealers including heavy blacktop coatings & crack fillers. Built-in squeegee for smooth surface finishing.

Professional Sandpaper



3-2/3" x 9"

ITEM	DESCRIPTION	PK.
# GSP60	Coarse 5 pc.	12/96
# GSP100	Med 6 pc.	12/96
# GSP150	Fine 6 pc.	12/96

4-1/2" x 11"

ITEM	DESCRIPTION	PK.
# GSP13-60	Coarse 8 pc.	12/96
# GSP13-100	Med 10 pc.	12/96
# GSP13-150	Fine 10 pc.	12/96
# GSP13-220	Ex. Fine 10 pc.	12/96

RUBBER SANDING BLOCK

PT02589
pk. 6/24



9" x 11" SANDPAPER ASST.

15 Sheets pack

- Assorted grits:
- Coarse medium
- Fine extra fine

FPP
pk. 10/60



4-1/2" x 5-1/2" SANDPAPER ASST.

32 Sheets per pack

- 8 pc. of each grit:
- Coarse medium
- Fine extra fine

GSP32X
pk. 12/72



STEEL WOOL PADS MULTI GRADE ASST.

6 Pads per bag

- Includes:
- 2 Fine pads #00
- 2 Medium pads #1, #2
- 2 Coarse pads #3

SWAS pk. 12/48



PAINT CAN ACCESSORIES & MIXERS

Paint Can Accessories

1-GAL. PAINT CAN COVER W/TWIST TOP

- Pour paint w/out spills
- Fits standard metal paint cans
- Brush rest built into lid
- Airtight seal keeps paint fresh between uses



PCS1
pk. 6/24

- On sales-strip

PAINT CAN & BOTTLE OPENER

- Does not damage lid seal

Bulk
PT02550
pk. 250

Carded
PT02551
pk. 24/288



5 GAL. BUCKET LID LIFTER

PT02556
pk. 24



ELASTIC PAINT STRAINER

100% Pure polyester

1 Gal.
PT02521

5 Gal.
PT02525

Both pk. 72



Power Mixers

BUNG HOLE MIXER - METAL TIP

- For use w/ an electric drill
- Ideal speeds 500-900 RPM
- Slip-free hexagon shaft • Easy to clean

19" Shaft 5 Gal. 1-3/4" Dia.

PT03512
pk. 12



MUD MIXER - METAL TIP

- For use w/ an electric drill
- Ideal speeds 500-900 RPM
- Slip-free hexagon shaft • Easy to clean

30" Shaft 5 to 30 Gal. 8" Dia.

PT03524
pk. 6



SPINNER - PLASTIC TIP

- For use w/ an electric drill
- Ideal speeds 500-900 RPM
- Slip-free hexagon shaft • Easy to clean

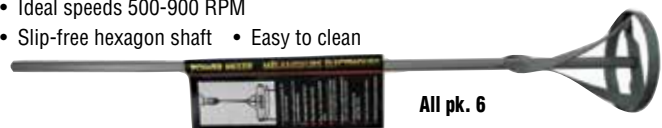
PT03514
pk. 12



14" Shaft
Quart/Gallon
2-1/4" Dia.

POWER MIXERS - METAL TIP

- For use w/ an electric drill
- Ideal speeds 500-900 RPM
- Slip-free hexagon shaft • Easy to clean



All pk. 6

17" Shaft 1 to 5 Gal. 2-3/8" Dia.	# PT03516
17" Shaft 5 to 10 Gal. 3-1/4" Dia.	# PT03518
23" Shaft 5 to 10 Gal. 4" Dia.	# PT03520
30" Shaft 5 to 30 Gal. 4-3/4" Dia.	# PT03522

Masking Tape

BLUE PAINTER'S TAPE



60 YARDS LONG

# BT34	3/4" Wide	pk. 64
# BT1	1" Wide	pk. 48
# BT15	1-1/2" Wide	pk. 32
# BT2	2" Wide	pk. 24

MADE IN USA

GENERAL PURPOSE TAPE



60 YARDS LONG

# MT34	3/4" Wide	pk. 64
# MT1	1" Wide	pk. 48
# MT15	1-1/2" Wide	pk. 32
# MT2	2" Wide	pk. 24

Heavy Duty Tape

HEAVY DUTY TAPE GUN

- Includes: 2 rolls of tape!
1-7/8" X 50 yd = 100 yards
- E-Z Grip



250CLG pk. 6/PDQ

2PK. CARTON TAPE



- Superior quality
- 2" x 55 yards

CLEAR

TAN

255CLX2 pk. 18

255TN pk. 6/36

255CL pk. 6/36

MINI TAPE-DISPENSER

50YD x 1-7/8" • CLEAR



250MD pk. 12/48

2" WIDE DUCT TAPE



60 YD - SILVER & BLACK

10 YD - GREY

Silver # 26024S
Black # 26024BLK

T903 pk. 54

pk. 24

Reinforced Plastic Tarps



- Metal grommets
- Heavy duty plastic
- Blue color

ITEM	SIZE	PACK
# V68	6 ft. x 8 ft.	12/24
# V810	8 ft. x 10 ft.	12/24
# V1012	10 ft. x 12 ft.	9/18
# V1020	10 ft. x 20 ft.	8
# V1216	12 ft. x 16 ft.	12
# V1220	12 ft. x 20 ft.	10
# V1230	12 ft. x 30 ft.	4
# V1240	12 ft. x 40 ft.	3
# V1530	15 ft. x 30 ft.	3
# V1620	16 ft. x 20 ft.	8
# V2020	20 ft. x 20 ft.	6
# V2030	20 ft. x 30 ft.	4
# V2040	20 ft. x 40 ft.	2
# V3040	30 ft. x 40 ft.	1
# V4040	40 ft. x 40 ft.	1
# V4060	40 ft. x 60 ft.	1

Heavy Duty Tarp

- Metal grommets
- Reflects heat
- Silver color



ITEM	SIZE	PACK
# SV1216PDQ	12 ft. x 16 ft.	4

TROWELS

Trowels Hawk Taping Knife Mud Pan Brick Jointer

ECONOMY SERIES TROWELS HIGH CARBON STEEL BLADES

Large Textured Handle



79840

9-1/2" x 4" MOLDED RUBBER GROUT FLOAT

79839 pk 6/24



1/2" x 5/8" METAL BRICK JOINTER

BJ1 pk. 12/72




9" x 4" SPREADING TROWELS

# 79840	Finishing Trowel	pk. 12/48
# 79838	Square Notched 1/4" x 3/8" x 1/4"	pk. 12/48
# 79836	Square Notched 1/16" x 1/16" x 1/16"	pk. 12/48
# 79837	V-Notched 3/16" Notch, 5/32" Deep	pk. 12/48



12" LONG PLASTIC MUD PAN

PT05680 pk 12



PROFESSIONAL SERIES TROWELS

TROWEL BLADES ARE MADE OF CARBON STEEL, GROUND & POLISHED. HANDLES ARE WELDED SECURELY TO BLADES

Hardwood Handles

4-1/2" x 11" SPREADING TROWELS

Fine-Grained Hardwood Handle



Linoleum Trowel

TR12 pk. 12

Non-Slip Rubber Handles

11" x 4-1/2" SPREADING TROWELS

# 79824	Sq. Notched 1/4" x 3/8" x 1/4"
# 79825	V-Notched 3/16" Notch, 5/32" Deep
# 79826	Smooth Finishing
# 79833	Sq. Notched 1/16" x 1/16" x 1/16"



79826



All pk. 6/24

7" GAUGING TROWEL

- Lacquered hardwood handle

RT7
pk. 12/60



5" ROUND NOSE TROWEL

- Lacquered hardwood handle

RT5
pk. 12/60



5" x 2" MARGIN TROWEL

- Lacquered hardwood handle

MT5
pk. 12/60



2" MARGIN TROWEL

79822
pk. 6/24



10" TAPING KNIFE

- High carbon blue steel

79823
pk. 5/25



12" HAWK

- Cold rolled
- Strong lightweight aluminum

79820
pk. 4/16



POINTING TROWELS- WOOD HANDLE

Fine-Grained Hardwood Handle

# PT5	5"	pk. 12
# PT6	6"	pk. 12
# PT7	7"	pk. 12
# PT10	10"	pk. 12



POINTING TROWELS- RUBBER/PLASTIC HANDLE

# 79827	6" Blade	pk. 12/120
# 79828	7" Blade	pk. 12/120
# 79829	10" Blade	pk. 12/60



Utility Gloves

MENS LATEX DIPPED PALM

- 100% Polyester
- Knit wrist

LARGE / X-LARGE

939
pk. 12/144



MENS NITRILE DIPPED PALM

- 100% Polyester
- Knit wrist

LARGE / X-LARGE

943
pk. 12/144



MENS POLY DIPPED PALM

- 100% Polyester
- Knit wrist

LARGE / X-LARGE

944
pk. 12/144



LADIES LATEX DIPPED PALM

- 100% Polyester
- Knit wrist

MEDIUM / LARGE

939L
pk. 12/144



LADIES NITRILE DIPPED PALM

- 100% Polyester
- Knit wrist

MEDIUM / LARGE

943L
pk. 12/144



LADIES POLY DIPPED PALM

- 100% Polyester
- Knit wrist

MEDIUM / LARGE

944L
pk. 12/144



100% WHITE CANVAS

- Knit wrist

LARGE

901
pk. 12/144



COTTON BROWN JERSEY

- Knit wrist

LARGE

903
pk. 12/144



KNIT WRIST CANVAS

- PVC dotted palm grip, index finger & thumb

LARGE / X-LARGE

900
pk. 12/144



COTTON BROWN JERSEY

- Red fleece lining
- Side opening
- Jersey binding

LARGE / X-LARGE

904
pk. 12/144



LATEX DIPPED PALM & FINGERS

- String knit w/ latex dipped palm
- Hang tag

LARGE

6 Pair Blue / 6 Pair Red

923
pk. 12/144



923BLUE



pk. 144
Pairs per Case
BULK PACK

LARGE

923RED



100% COTTON STRING GLOVE

- PVC dotted
- Sure grip
- Knit wrist

LARGE / X-LARGE

927
pk. 12/72





Work Gloves

2-1/2" LADIES RUBBERIZED SAFETY CUFF

- Leather palm, thumb, fore-finger & knuckle back
- Elastic band

MEDIUM



907L
pk. 12/72

LEATHER PALM & THUMB

- Knit wrist
- Striped cotton back

LARGE



906
pk. 12/144

2-1/2" RUBBERIZED SAFETY CUFF

- Leather palm, thumb, fore-finger & knuckle back
- Elastic band
- Cotton fleece lining

LARGE



907
pk. 12/72

4-1/2" RUBBERIZED SAFETY CUFF

- Leather palm, thumb, fore-finger & knuckle back
- Elastic band
- Cotton fleece lining

LARGE



908
pk. 12/72

Industrial Rubber Gloves

ROUGH FINGER

18" • 25 mil

- Adult large
- Extra heavy
- Rolled cuffs
- Chemical & acid resistant



1463P
pk. 10/60

14" • 30 mil

- Adult large
- Extra heavy
- Rolled cuffs
- Chemical & acid resistant



1482P
pk. 12/72

2-1/2" RUBBERIZED SAFETY CUFF

- Leather palm, thumb, fore finger & knuckle back
- Elastic band
- Cotton fleece lining

LARGE



909X
pk. 12/144

DELUXE LEATHER PALM FOREFINGER, THUMB & KNUCKLES

- Rubberized 2-1/2" safety cuff
- Elastic strap at wrist
- Cotton-lined
- Extra heavy canvas back

LARGE



918
pk. 12/72

Gardening Gloves

COMFORT GRIP GARDEN GLOVE

- Knit wrist
- Extra grip palm
- Assorted patterns

MEDIUM / LARGE



922
pk. 12/144

FLORAL PRINT GARDEN GLOVE

- PVC dot palm & thumb
- Elastic wrist band
- Asst. patterns & colors

MEDIUM / LARGE



926
pk. 12/144

NITRILE DIPPED PALM

- 100% Polyester
- Knit wrist
- Assorted patterns

MEDIUM / LARGE



932
pk. 12/72

3 PK. - NITRILE DIPPED PALM

- 100% Polyester
- Knit wrist
- 3 pk. - 1 Print, 2 solids

MEDIUM / LARGE



932X3
pk. 4/48

PDQ DISPLAY BOX W/ ASSORTED PRINTS

- Knit wrist
- Extra grip palm

MEDIUM / LARGE



GGKA
pk. 72



Household Brooms

PLASTIC ANGLE BROOMS

- Vinyl coated metal handle



# 1123LG/C	Large	pk. 12
# 1123SMV	Small	pk. 24

SMALL ANGLE BROOM W/ CLIP-ON DUSTPAN

- Vinyl coated metal handle



# 1123DP	pk. 12
----------	--------

BROOM W/ BUMPERS

- Vinyl coated metal handle
- 11" Head



# BR4119	pk. 12
----------	--------

14" PAVONA BROOM

- Vinyl coated metal handle
- Flagged bristles to pick up fine dust
- Washable



# 1099C	pk. 12
---------	--------

TANGO BROOM

- Vinyl coated metal handle
- Assorted Colors
- 12" Head



# V35/C	pk. 24
---------	--------

Household Brooms (continued)

FASHION SERIES BROOMS

- Vinyl coated metal handle



# BR2153A	Animal print: 2 patterns	pk. 12
# BR2153F	Floral print: 2 patterns	pk. 12

Dust Pans

PLASTIC

- Clip-on
- All plastic
- Assorted colors
- Rubber edge



# F1419	8"	pk. 24
# F1489	13" Jumbo	pk. 12

PAN & BRUSH SET

- Assorted colors
- Standard plastic counter brush



# F1429	pk. 24
---------	--------

26" PLASTIC W/ LONG UPRIGHT HANDLE

# 0149	pk. 24
--------	--------



WHISK BROOM

- 100% Natural corn
- Metal hang-up ring
- Strong stitching



# 761	pk. 12
-------	--------



BROOMS & MOPS

Linoleum Deck Scrub Brush

- Wood handle & block



# MET700/3	Stiff polypropylene bristles	pk. 12
# MET600/3	Tampico Bristles	pk. 12

Sponge Mops & Refills

EASY CLEAN BUTTERFLY SPONGE MOP

- Synthetic sponge

# BFM1	pk. 6
--------	-------



REFILLS

- Fits Quickie® # 0272
- Fits BFM1, BFM1CE

# BFR1	Synthetic	pk. 12
# BFR1CE	Cellulose	pk. 12

METAL SQUEEZE SPONGE MOP

- Synthetic sponge

# F8003	pk. 6
---------	-------



REFILLS

- Fits most standard mops
- Fits Quickie® # 0272

# 202R	Synthetic	pk. 12
# 202RCE	Cellulose	pk. 12

PLASTIC SPONGE MOP

- Rust free plastic head



# F8007	pk. 12
---------	--------

Sponge Mops & Refills (continued)

PVA ROLLER MOP

- Revolutionary super sponge mop
- Aluminum handle



# F8008	pk. 12
---------	--------


ROLLER MOP

- Scrubber for stubborn debris
- Super absorbent sponge
- Heavy duty wringer



# F8011	pk. 6
---------	-------

REFILLS



# F8011R	pk. 6/48
----------	----------

Close Out!

Dust Mops & Refills

POSITANO DUST MOP W/ HANDLE

- 100% Nylon yarn
- 360° Swivel frame
- Tough fabric backing
- Blister pack



# DM1	pk.12
-------	-------

REFILL

# DM1H	pk.12
--------	-------

18" SWIVEL DUST MOP

- 54" Extension handle
- 100% Cotton yarn
- 360° Swivel frame
- Tough fabric backing



PICKS UP EVERYTHING!

# DM2	pk.6
-------	------



Deck Mops & Refills

Twist Mops & Refills

- Heavy duty handle w/ adjustable grip

NEW RATCHET SYSTEM

# F8001	Cotton twist mop	pk. 6
# F8002	EURO synthetic mop	pk. 6
# F8002R	EURO synthetic refill	pk. 6



Wire Bound Yacht Mops

- 5 Ply
- Wood handle

# 8YMWB	# 8	pk. 12
# 10YMWB	# 10	pk. 12
# 12YMWB	# 12	pk. 12
# 16YMWB	# 16	pk. 12
# 20YMWB	# 20	pk. 12
# 24YMWB	# 24	pk. 12
# 32YMWB	# 32	pk. 12



Cotton Mops & Mop Sticks

100% Cotton Yacht Mops w/ Handle

- 4 Ply
- 48" Vinyl coated metal handle
- Plastic connector

# 8YM	# 8	pk. 12
# 10YM	#10	pk. 12
# 12YM	#12	pk. 12
# 16YM	#16 - PRO	pk. 12
# 24YM	#24 - PRO	pk. 12



100% Cotton Deck Mop Refills

- Plastic connector

# DM8	# 8	pk. 12
# DM10	#10	pk. 12
# DM12	#12	pk. 12
# DM16	#16 - PRO	pk. 12
# DM24	#24 - PRO	pk. 12



Cotton Mops & Mop Sticks (continued)

100% Cotton Candy Stripe Yacht Mop

# CS8YMH	# 8	pk. 12
# CS12YMH	#12	pk. 12
# CS16YMH	#16	pk. 12



100% Cotton Candy Stripe Wet Mop

# CS12WM	#12	pk. 12
# CS16WM	#16	pk. 12
# CS20WM	#20	pk. 12



100% Cotton Wet Mop Heads

- 4 Ply
- Wide band

# 8WM	# 8	pk. 12
# 10WM	#10	pk. 12
# 12WM	#12	pk. 12
# 16WM	#16	pk. 12
# 20WM	#20	pk. 12
# 24WM	#24	pk. 12
# 32WM	#32	pk. 12



Household Mops Sticks

CENTER BOLT JR.

- 48" Long hardwood handle

# 00403	pk. 12
---------	--------



SPRING MOP STICK

- Metal spring
- 48" Handle

# 00401W	Wood Handle	pk. 12
# HMS	Vinyl Coated Metal Handle	pk. 12





Scrub Brushes

POINTED

MET691 pk. 12



PALMYRA

• 8"

MET2830 pk. 12



IRON SHAPED

• Nylon bristle
• Assorted colors

F2004 pk. 12



Comfort Grip Brushes

EZ GRIP SCRUB BRUSH



SB203

SB203 8-1/2" Long pk. 12

SB4213 6" Long pk. 12



SB4213

PLASTIC SCRUB BRUSH

SB2093 7" Long pk. 12



EZ GRIP IRON BRUSH

F1002



F1000



F1002 4-1/2" Long pk. 12

F1000 5-1/2" Long pk. 8

PLASTIC NAIL BRUSH

• Stiff bristles

BR2803 pk. 12



Comfort Grip Brushes (continued)

ROUND SCRUB BRUSH

• 2-1/4" Head dia.

SB2814 pk. 12



FOAM HEAD BOTTLE BRUSH

• Scrubber tip for stubborn debris

BR4133 pk. 12



MOPETTE FOAM BRUSH-2 PK.

• Assorted colors

F2008 pk. 12



BATHROOM/KITCHEN TILE BRUSH

• Narrow head w/ stiff scrubbing bristles



BR4132 pk. 12

BOTTLE BRUSHES

BR4141 Round head, long handle pk. 8

BR2003 12" Curved head for easy reach pk. 12



VEGGIE BRUSH W/ PEELER & CORER

• Multi-function brush


BR4142 pk. 8



Comfort Grip Brushes *(continued)*

LARGE HEAD DISH BRUSH

- Scrubber bristles for stubborn debris
- Long handle



BR4163 pk. 8

LARGE HEAD DISH BRUSH

- Scrubber bristles for stubborn debris
- Long handle



BR4161 pk. 8

OVAL HEAD BRUSH

- Two animal patterns & two floral patterns in each inner



BR2204A Animal print: 2 patterns pk. 12
 # BR2204F Floral print: 2 patterns pk. 12

ROUND HEAD BRUSH

- Two animal patterns & two floral patterns in each inner



BR2520A Animal print: 2 patterns pk. 12
 # BR2520F Floral print: 2 patterns pk. 12

PLASTIC BOWL BRUSH

- Long handle



0171 pk. 12

Bowl Brushes

- Plastic handle 15" long

0196 pk. 48



- Sturdy brush holder
- Plastic brush
- Asst. colors

0157 pk. 24



- 9-3/4" Wide
- Assorted colors
- Plastic hopper w/ handle
- 26" Long upright handle

0159 pk. 12



- 100% Natural fiber w/ wooden handle
- Vinyl bumper

LE216 pk. 12



Dusters

- Select, dyed feathers
- Assorted colors

SDTD 13" Feather pk. 12



Disposable Latex Gloves

- 1 Pair/bag

931M Medium pk. 12/144
 # 931L Large pk. 12/144
 # 931XL XLarge pk. 12/144



- One size
- 10 pk. bag

DLG10 pk. 10/100



BUCKETS & INDUSTRIAL CLEANING SUPPLIES

Scourers

- Zinc
- 2/bag
- 17 grams

Z17/2 pk. 12/72



Scourers - Bulk


- 15 gm.
- Copper

K1324 pk. 24/1152



Squeegees

- Extra long reach squeegee
- 20" Wood handle
- 12" Head w/ net covered poly sponge



BAR1212 pk. 12

All Purpose Plastic Pails

ASSORTED PASTEL COLORS

- 3 Colors:
Beige, Grey & Violet



BK9QT

BK21QT

BK10QT

BK10QT 10 QT. (Round) w/ Spout pk. 12

BK9QT 9 QT. (Rectangular) Steel Handle pk. 12

BK21QT 21 QT. (Round) pk. 12

16 QT. w/ LOCKING COVER

- Assorted colors



2309 pk. 12

12 QT. w/ WRINGER

- Steel handle
- Assorted Colors



2960 pk. 12

All Purpose Plastic Pails (continued)

5 GAL. UTILITY BUCKET

- Heavy duty
- Color may vary
- Steel pail handle

1234E pk. 10



Trash Can Dolly

- 5 Sturdy 3" casters
- Industrial quality grey plastic
- Fits under 44 gallon bins from Rubbermaid®, Contico® & others



B101C pk. 1

Wet Floor Caution Signs

CAUTION CONE

- English/Spanish
- Removable top sign
- 37" high w/ sign
- 27" high w/o sign



WFCONE pk. 5

HEAVY PATTERN

- English/Spanish
- 26" high



WF124Y pk. 6

STANDARD PATTERN

- English/Spanish
- 25" high



WF100Y pk. 6

Janitor Items

JANITOR CART

- 3 Sturdy shelves
- High density grey color plastic
- Non-marring large 8" rear wheels & 4" front swivel casters
- Mop/broom & accessory holders
- Waste can/mop bucket platform
- 25 Gallon reinforced vinyl bag



D-011B pk. 1

Divided Buckets w/ Wringers

- Side press wringer
- Separate clean & dirty water
- 3" Non-marking casters



36QSPYW Yellow pk. 1

36QSPGW Green pk. 1

36QSPBW Blue pk. 1

Buckets & Wringers

- 35 QT.
- Down press
- Non-marking 3" casters
- Yellow



35QTW Bucket with Wringer pk. 1

4000YW Down Press Wringer Only pk. 1

38 QT. BUCKET W/ WRINGER

- Side press wringer
- 3" Non-marking castors
- Yellow



38QSPW pk. 1

24 QT. BUCKET W/ WRINGER

- 2" Non-marking castors
- Side press wringer
- Removable divider
- Yellow



24QSPW pk. 1

GALVANIZED STEEL WRINGER

- Heavy duty
- Side press wringer
- Fits mop buckets over 28 qt.



2000W pk. 1



Mop Chart

FIBERS:

Cotton Mops—Basic Cleaning Needs!

The cut-end is the standard, most popular and MOST economical (in the beginning) mop style. Great for absorbing liquids. Used for spills, and basic floor cleaning at the lowest cost. They are a disposable item since they cannot be laundered and are not recommended for use with laying finish as they absorb too much liquid. Cotton mops need a break in period due to the natural oils in the fiber.

Rayon Mops—Great for Finish!

Rayon mops lint much less than cotton mops and have a slower absorption rate making this a cost effective mop to lay finish. Rayon mops need no break in period and can be used for basic cleaning needs.

Blended Mops—Commercial Use!

Blended mops offer the best combination of water retention/strength and performance. These are the choice of healthcare/commercial users.

STYLES:

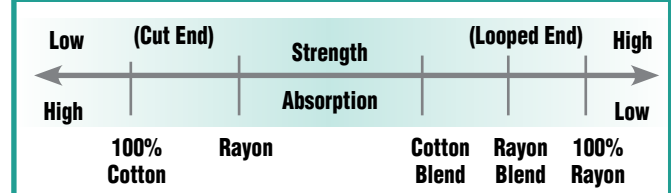
Cut-End Mops—Lowest Cost!

Low initial cost, but not long lasting. Poor coverage area and tends to lint leaving yarn on floors. Tangles frequently due to the loose fibers.

Looped Mops—Improved Performance!


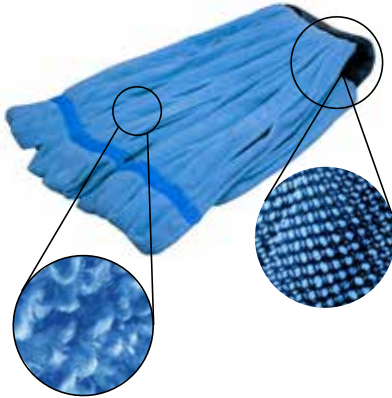
Looped-end mops perform better and last longer. They have a better coverage area than cut end mops and lint much less.

Pick the Right Mop



Microfiber Heavy Duty Mops

- Blue Color Microfiber
- Great for healthcare
- Long lasting
- Exceptional absorbency
- 30% Polyamide 70% Polyester
- No linting
- Great for rough surfaces



# MM34	Medium	pk. 12
# MM38	Large	pk. 12

True-Ounce • Cut-End Mops

SADDLE MOPS

- Rayon
- 4-Ply



# MH16R	Narrow Band	16 oz.	pk. 12
# MH20R	Narrow Band	20 oz.	pk. 12
# MH24R	Narrow Band	24 oz.	pk. 12
# MH32R	Narrow Band	32 oz.	pk. 12
# MH32RWB	Wide Band	32 oz.	pk. 12


- 100% Cotton
- 4-Ply

# 16MHN	Narrow Band	16 oz.	pk. 12
---------	-------------	--------	--------

True-Ounce • Cut-End Mops (continued)

SCREW-TOP MOPS

- 5/16" x 18T thread
- Head replacement w/o touching mop



- Rayon
- 4-Ply

# MH24RBOLT	Narrow Band	24 oz.	pk. 12
-------------	-------------	--------	--------

- 100% Cotton
- 4-Ply

# 20MHBOLT	Narrow Band	20 oz.	pk. 12
# 24MHBOLT	Narrow Band	24 oz.	pk. 12
# 32MHBOLT	Narrow Band	32 oz.	pk. 12

SCREW STYLE MOP HANDLE

- Hardwood handle
- 1-1/8" dia.
- 5/16"-18T thread



# MH54ST	54" Long	pk. 12
# MH60ST	60" Long	pk. 12

Prong Mop

- 100% Cotton



# 87100	#10	pk. 24
---------	-----	--------

Narrow Band Loop Mop

- Rayon blend



# 85015-B	Medium	Blue	pk. 12
# 85022-G	Large	Green	pk. 12

Janitorial Grade, Industrial Quality Mesh Band Mops

PREMIUM RAYON- 5" WIDE MESH BAND


- Wide nylon scrubbing band



# 84024-B	Blue	Large	pk. 12
# 84024-G	Green	Large	pk. 12
# 84032-B	Blue	Extra Large	pk. 12
# 84032-G	Green	Extra Large	pk. 12
# 84032-O	Orange	Extra Large	pk. 12

4 PLY- COTTON BLEND LOOP MOPS- 5" WIDE MESH BAND

- Wide nylon scrubbing band
- Performs better & lasts longer than regular mops
- Excellent water absorption & retention
- Designed for professional & cleaners
- Washable




# 81716-B	Blue	Small	pk. 12
# 81716-G	Green	Small	pk. 12
# 81716-W	White	Small	pk. 12
# 81720-B	Blue	Medium	pk. 12
# 81720-G	Green	Medium	pk. 12
# 81720-W	White	Medium	pk. 12
# 81724-B	Blue	Large	pk. 12
# 81724-G	Green	Large	pk. 12
# 81724-W	White	Large	pk. 12
# 81732-B	Blue	Extra Large	pk. 12
# 81732-G	Green	Extra Large	pk. 12
# 81732-W	White	Extra Large	pk. 12

Janitorial Grade, Industrial Quality Mesh Band Mops (continued)

FINISHING LOOP MOPS

- 5" Wide mesh band
- Rayon blend
- Candy stripe blue/white
- Reversed tailband – no streaking
- No linting



# 82016BW	Small	pk. 12
# 82020BW	Medium	pk. 12
# 82024BW	Large	pk. 12
# 82032BW	X-Large	pk. 12

SADDLE LOOPS MOPS

- 5" Wide mesh band
- 100% Cotton
- Low lint
- 8-Ply



# 81216	Small	pk. 12
# 81220	Medium	pk. 12
# 81224	Large	pk. 12
# 81232	X-Large	pk. 12

Industrial Grade Saddle Wet Mops

8 PLY COTTON YARN CUT END MOPS

- Trade sized by number


# 81010	#10	pk. 12
# 81012	#12	pk. 12
# 81016	#16	pk. 12
# 81020	#20	pk. 12
# 81024	#24	pk. 12
# 81032	#32	pk. 12



4 PLY BLENDED YARN

- Trade sized by number

# SQ16	#16	pk. 12
# SQ20	#20	pk. 12
# SQ24	#24	pk. 12
# SQ32	#32	pk. 12





Industrial Grade Saddle Wet Mops

(continued)

4 PLY RAYON BLENDED SADDLE MOPS

- Trade sized by number

# 40016	#16	pk. 12
# 40020	#20	pk. 12
# 40024	#24	pk. 12
# 40032	#32	pk. 12
# 40036	#36	pk. 12



8 PLY COTTON YARN FULL WEIGHT

- Sized by weight

# 83012	12oz.	pk. 12
# 83016	16oz.	pk. 12
# 83020	20oz.	pk. 12
# 83024	24oz.	pk. 12
# 83032	32oz.	pk. 12



Cotton Twine Mop

- Head Only
- Professional size #12
- Acme thread
- Fine yarn

# 84000	pk. 12
---------	--------



Deck Mop

- Head only
- 4-Ply yarn
- Fits standard threaded handle
- Finest quality yarn
- #24 Size

# DM24JS	pk. 12
----------	--------



Janitorial & Industrial Quality Mop Sticks

SPRING LEVER HANDLE

# JMS	54" Long hardwood handle	pk. 6
# JMSEX	60" Long hardwood handle	pk. 6



JAW-GRIP HANDLE

- For use w/ wideband mops

# JMC	54" Hardwood handle	pk. 6
# JMCEX	60" Hardwood handle	pk. 6



Janitorial & Industrial Quality Mop Sticks

(continued)

JANITOR CENTER BOLT

- 7" Wide head

# JMSW	54" Hardwood handle	pk. 6
--------	---------------------	-------



54" INDUSTRIAL GRADE HARDWOOD HANDLES

# 00902/W	Jawmate mopstick	pk. 6
# 00903/W	Quick change mopstick	pk. 6



INDUSTRIAL GRADE FIBERGLASS HANDLES

# 00903Y	Quick change mopstick	Yellow	54"	pk. 6
# 00903B	Quick change mopstick	Blue	54"	pk. 6
# 90360Y	Quick change mopstick	Yellow	60"	pk. 6
# 00903B-60	Quick change mopstick	Blue	60"	pk. 6
# 00902Y	Jawmate mopstick	Yellow	54"	pk. 6
# 00902B	Jawmate mopstick	Blue	54"	pk. 6
# 90260Y	Jawmate mopstick	Yellow	60"	pk. 6
# 00902B-60	Jawmate mopstick	Blue	60"	pk. 6



Dust Mops & Frames

QUICK CHANGE METAL FRAME



		3" Wide	
# 30230	3" x 30"		pk. 6
		5" Wide	
# 35218	5" x 18"		pk. 6/12
# 35224	5" x 24"		pk. 6/12
# 35236	5" x 36"		pk. 6/12
# 35248	5" x 48"		pk. 6/48
# 35260	5" x 60"		pk. 6/12
# 35272	5" x 72"		pk. 6/48

Z BAR FRAME

# 35248Z	5" x 48"	pk. 12
----------	----------	--------



Dust Mops & Frames *(continued)*

FRINGED COTTON HEADS

3" Wide		
# 32036	3" x 36"	pk. 6
5" Wide		
# 37024	5" x 24"	pk. 12/48
# 37036	5" x 36"	pk. 12/48
# 37048	5" x 48"	pk. 12/48
# 37060	5" x 60"	pk. 12/48
# 37072	5" x 72"	pk. 12/48



LOOPED H/Q BLENDED HEADS

• 5" Wide

# 35018	5" x 18"	pk. 6/48
# 35024	5" x 24"	pk. 6/48
# 35036	5" x 36"	pk. 6/48
# 35048	5" x 48"	pk. 6/48



LAMBSWOOL DUSTER

- 100% Natural lambswool
- 16" Long
- Steel acme thread
- Strong metal frame



Super Close Out!

# WC16	pk. 1/12
--------	----------

FLOOR FINISH APPLICATOR



# 79774	10" w/ wood block	pk. 4
# 79774R	10" Refill only	pk. 12
# 79773	18" w/ wood block	pk. 4
# 79773R	18" Refill only	pk. 12

Self Polishing Floor Wax

- Water, dirt, scuff & wear resistant
- Non-yellowing
- Preserve, protects & polishes



# 256898	Regular strength	24 oz.	pk. 12
# 256897	Industrial strength	1 Gallon	pk. 6

Janitorial & Industrial Quality Mop Sticks

DUST MOP HANDLE

- Quick change style



# 401572	48" Long aluminum handle	pk. 6
# 401570	54" Long wood handle	pk. 6

TELESCOPIC EXTENSION POLE w/SWIVEL HANGING HOLE

- Expands to 5 ft.
- Acme thread
- Vinyl covered steel



# 400290	White	pk. 6
# 400285	Blue	pk. 6

Janitorial & Industrial Quality Handles

WOOD

- For brooms, paint rollers, general purpose
- Threaded metal tip



	Length	Thickness	
# THM40	4 ft.	15/16"	pk. 12
# THM45	4-1/2 ft.	15/16"	pk. 12
# THM50	5 ft.	15/16"	pk. 12
# THM60	6 ft.	15/16"	pk. 12

WOOD

- For brooms, paint rollers & general purpose
- Threaded



	Length	Thickness	
# TH40	4 ft.	7/8"	pk. 12
# TH45	4-1/2 ft.	15/16"	pk. 12
# TH50	5 ft.	15/16"	pk. 12
# TH60	6 ft.	15/16"	pk. 12

METAL HANDLE

- Threaded
- Vinyl coated
- 7/8" x 48" Metal handle
- For brooms, paint rollers & general purpose



# TAL248B	pk. 12
-----------	--------

WOOD

- Tapered



	Length	Thickness	
# TA40	4 ft.	7/8"	pk. 12
# TA45	4-1/2 ft.	1-1/8"	pk. 12
# TA50	5 ft.	1-1/8"	pk. 12



Professional Angle Brooms

- Cut & shaped for easy sweeping
- Use flagged fill for sweeping fine dust & dirt
- Suitable for wet or dry areas high density polypropylene fill
- Twice the weight of ordinary handles
- Swivel cap



# ABHDLG	Large	57"	pk. 12
# ABHDSM	Small	49"	pk. 12

Corn Brooms



		Stitches	Band	Handle	
# 2018	Household	18 lb. 4 Stitches	No	15/16"	pk. 6
# 2022	Deluxe	22 lb. 4 Stitches	No	1"	pk. 6
# 2028	Warehouse	28 lb. 4 Stitches	Metal Band	1-1/16"	pk. 6
# 2032	Janitor	32 lb. 5 Stitches	Metal Band	1-1/8"	pk. 6
# 2036	Industrial	36 lb. 6 Stitches	Metal Band	1-1/4" Black	pk. 6

JAIL-SAFE CORN BROOM

- 32 lb. broom
- No wires
- 6 Sews
- 1" Wood handle
- Tied w/ Nylon twine



# 403081	pk. 6
----------	-------

Lobby Brooms

- Straight plastic bristles



# LBA1	pk. 12
--------	--------

- Plastic bristle
- 27" Handle

# LCB2	pk. 12
--------	--------

- Corn bristle
- 27" Handle



# LCB1	pk. 12
--------	--------

Industrial Dust Pans

COMMERCIAL PLASTIC DUST PAN

- Black plastic
- Tough & flexible



# 712	pk. 12
-------	--------

COMMERCIAL STEEL DUST PAN

- Black painted Steel



# HBC6	pk. 12
--------	--------

LOBBY DUST PAN

- Strong Aluminum handle
- High impact
- 12" Plastic hopper
- Handy broom cap



# 812CLN	pk. 6
----------	-------

METAL HOPPER W/ HARDWOOD HANDLE



# 0147	pk. 12
--------	--------

H.B. Smith® Brooms

PALMYRA BRISTLE GARAGE BROOMS

- 4-1/2 ft. Handle
- 4" Trim
- Hardwood block



Broom & Handle		
# GB14	14"	pk. 12
# GB16	16"	pk. 12
# GB18	18"	pk. 12
# GB24	24"	pk. 12
# GB30	30"	pk. 12
# GB36	36"	pk. 12
Head Only		
# GB14H	14"	pk. 12
# GB16H	16"	pk. 12
# GB18H	18"	pk. 12
# GB24H	24"	pk. 12
# GB30H	30"	pk. 12
# GB36H	36"	pk. 12

PLASTIC BRISTLE PUSH BROOMS

- Hardwood handle
- Polypropylene bristle
- Lacquered hardwood block
- Indoor/Outdoor



Broom & Handle		
# PPB10	10"	pk. 12
# PPB14	14"	pk. 12
# PPB18	18"	pk. 12
# PPB24	24"	pk. 12
# PPB36	36"	pk. 12
Head Only		
# PPB10H	10"	pk. 12
# PPB14H	14"	pk. 12
# PPB18H	18"	pk. 12
# PPB24H	24"	pk. 12
# PPB36H	36"	pk. 12

TAMPICO PUSH BROOMS HEADS ONLY

- Hardwood block
- Hold solution while cleaning
- Tampico fiber
- Use w/ handles #THM50 or #THM60



# 92012	12"	pk. 12
# 92014	14"	pk. 12
# 92016	16"	pk. 12
# 92018	18"	pk. 12
# 92024	24"	pk. 12
# 92030	30"	pk. 12
# 92036	36"	pk. 12

H.B. Smith® Brooms

100% BROWN PALMYRA BRISTLE ROMA DECK SCRUB

- 3-1/2" Trimmed
- 10" Long, heavy duty hardwood block
- 4-1/2 ft. tapered handle



D10 Broom & Handle pk. 12

D10H Head Only pk. 12

100% PALMYRA BRISTLE STREET BROOM

- Heavy duty
- 16" Long hardwood block
- 6-1/2" Trimmed
- 4.5 ft. tapered handle



SB16 Broom & Handle pk. 6

SB16H Head Only pk. 6

PALMYRA BRISTLE 14" BROOM

- W/4 - 1/2 ft. threaded handle

V46 pk. 12



Broom Braces

- Steel brace fits securely to sweep blocks for extra handle support



400600 Push Broom Brace pk. 10

400610 Wing Broom Brace pk. 10

Utility Brushes & Applicators

DUAL HANDLE TRUCK & WALL BRUSH

- Includes threaded & tapered holes
- Constructed w/ plastic blocks & synthetic Nylon bristle
- Bristles: 2-1/2" long
- 10" Wide



50066 pk. 6

8" COUNTER BRUSH

- Horse hair & Polystyrene blended bristles
- Lacquered hardwood handle



CB8 pk. 12



Utility Brushes & Applicators *(continued)*

RADIATOR DUST BRUSH

- Hardwood handle
- Horse hair bristle



58861 pk. 12/72

PALMYRA BRISTLE POT BRUSH

PB8 8" pk. 12

PB20 20" pk. 12



Industrial Bowl Brushes

HEAVY DUTY BOWL BRUSH

- 100% Natural fiber w/ wooden handle



LE216 pk. 12

BOWL BRUSH W/ WOODEN HANDLE

- Polyethylene fibers
- Straight wire



50201 pk. 24

BOWL MOP SWAB

- 100% Acrylic fiber w/ 17" plastic handle



0197 pk. 12/72

Squeegees

WINDOW SQUEEGEES

- Stainless Steel brass handle & frame
- Precision cut rubber blades for professional, streak free performance



WIN8 8" Blade pk. 6/24

WIN-12SS 12" Blade pk. 6/24


WINDOW SQUEEGEE REFILL

- Fits Win series squeegees
- 10" Blade

REF-10 pk. 12

SQUEEGEES

- Extra long reach squeegee
- 20" Wood handle
- 12" Head w/ net covered poly sponge



BAR1212 pk. 12

STANDARD FLOOR SQUEEGEES

- Heavy metal frame & handle
- Corrosion resistance
- Dual edge for rugged performance
- High grade rubber
- 1-1/8" x 54" metal handle included



FL-18 18" Straight Blade pk. 6

FL-24 24" Straight Blade pk. 6

FL-36 36" Curved Blade pk. 6

HEAVY DUTY STEEL FLOOR SQUEEGEES

- Single blade
- Head only
- Use w/ tapered wood handles:
TA45, # TA50, # TA60



FL-18S 18" Straight Blade pk. 6

FL-24S 24" Straight Blade pk. 6

3" ANGLED FLOOR SCRAPER

- High carbon stainless steel blade
- Threaded end for pole
- Ergonomic grip
- Metal ferrule



79821 pk. 10/50

Urinal Screen

URINAL SCREEN

- 4 oz.
- Cherry scent



US4B Urinal Screen pk. 12/PDQ

REFILL



UDT4 Refill pk. 12

Vinyl Floor Runners

- Ideal for carpets less than 5/8" thick
- 27" x 100 ft.
- 35 Gauge
- Heavy duty



# FRH/C	Clear	pk. 1
# FRH/G	Gold	pk. 1

INDUSTRIAL RIBBED VINYL

- Wide rib - 5/32" thick
- Heavy weight 36" x 50 ft.
- Rubber-like matting



# FRC/BK	Black	pk. 1
# FRC/BR	Brown	pk. 1

Self-Adhesive Vinyl Tiles

- Self adhesive • UV-Resistant coating • Heavy 1.2 mm • 108 cnts. per pallet
- Due to printing — Colors are approximate

45 sq. ft. Per Carton





CLOTHESLINE & ACCESSORIES

Coated Wire Clotheslines

GREEN VINYL COATED GALVANIZED SOLID WIRE

50 ft.

CLGV50
pk. 6/24



WHITE PVC COATED WIRE & FILAMENT

LENGTH 50 ft.

29506 pk. 15

LENGTH 100 ft.

29106 pk. 10



Clothesline Accessories

SPRING CLOTHESPINS • PLASTIC

24 CT.

NEV26-24
pk. 48



SPRING CLOTHESPINS • WOOD

50 CT.

- 5 Coils
- Large size

4850SM
pk. 48



PLASTIC SPREADER

24
pk. 12/144



CLOTHESLINE TIGHTENER

- Ball bearing clamp holds clothesline tight

25
pk. 12/144



2 PK. CLOTHESLINE HOOKS

- Zinc plated steel

27
pk. 12/240



PLASTIC PULLEY

- 4" Deep groove

23
pk. 12/72



LARGE ENCLOSED METAL PULLEY

- 22 Ball bearings

122
pk. 12/96



5" JUMBO PLATED STEEL PULLEY

- Steel bail
- Steel axle

1606
pk. 12/48



Madison Mill® Clothes Dryers

WOOD DOWEL

INDOOR

M18 pk. 6




- 30" Wide
- 10 Dowels
- Opens to 25 ft. of drying space

PRINCESS WOOD

INDOOR

M14 pk. 4



- Large Size
- 36" Wide
- 11 Dowels
- Opens to 33 ft. of drying space

ROUND TUBULAR ALUMINUM

INDOOR / OUTDOOR

M41 pk. 1



- 43" x 32" x 15"
- 9 Dowels
- Opens to 22.5 ft. of drying space

EXTRA LARGE ALUMINUM

INDOOR / OUTDOOR

M43
pk. 1



- 48" x 32" x 18"
- 17 Dowels
- Opens to 42.5 ft. of drying space



Ropes

YELLOW TWISTED POLY ROPE

- Resists abrasion, rot, mildew, oil, gas
- All purpose use

1/4" DIA. **50 ft.**

85006
pk. 18



1/4" DIA. **100 ft.**

81006
pk. 12

TIE DOWN ROPE

- Braided poly
- Maximum strength & knotting

7/32" DIA.

50 ft.

73250
pk. 12/PDQ



SISAL ROPE

- Maximum strength • Biodegradable
- Recyclable • All natural sisal fiber

ITEM#	SIZE	PACK
# AA 145S	1/4" x 50 ft.	18
# AA 385S	3/8" x 50 ft.	12
# AA 125S	1/2" x 50 ft.	12
# AA 141S	1/4" x 100 ft.	12
# AA 381S	3/8" x 100 ft.	4
# AA 121S	1/2" x 100 ft.	4



Twines • PDQ Displays

BUTCHER COTTON TWINE

1/4 LB.

AA 1719
pk. 16/PDQ



1/2 LB.

AA 1720
pk. 18/PDQ

2 PLY SISAL TWINE

150 FT.

AA 165 pk. 12/PDQ



300 FT.

AA 330 pk. 12/PDQ



JUTE TWINE

300 FT.

- Heavy weight
- All purpose



AA 332
pk. 12/PDQ

3 PLY POLY TYING TWINE

150 FT.

- All purpose



AA 265P
pk. 12/PDQ

TWISTED POLY TWINE

- High strength • Light weight
- PDQ box

150 FT.

AA 165P
pk. 12/PDQ



300 FT.

AA 330P
pk. 16/PDQ

3 PLY NYLON TWINES (MASON TWINES)

- All purpose utility twine

18 225 FT.

AA 22518
pk. 15/PDQ



36 225 FT.

AA 23036
pk. 12/PDQ



3 PLY JUTE TWINE

5 LB.

AA JT5
pk. 6/PDQ



TYING TWINE

10 LB.

NT10
pk. 4



All Our Clotheslines Come in New Easy to Display Boxes!!

100% Cotton Braided Clotheslines • Sash Cord

- Best quality • Solid • High strength – Low stretch



6 50 ft.

• 6/32" dia.
65001
pk. 24

6 100 ft.

• 6/32" dia.
61001
pk. 24

7 100 ft.

• 7/32" dia.
71001
pk. 12

8 100 ft.

• 8/32" dia.
81001
pk. 12



Poly Braided Clotheslines



7 50 ft.

• 7/32" dia.
75002 pk. 18

7 100 ft.

• 7/32" Diameter
71002 pk. 12

8 100 ft.

• 8/32" dia.
81002 pk. 12



8 100 ft. **BLUE & WHITE**

• 8/32" dia.
81003 pk. 12



8 100 ft. **RED & WHITE**

• 8/32" dia.
81004 pk. 12



Pest Supplies & Insecticides



**ZAP-A-ROACH® BORIC ACID
ROACH KILLER IN POWDER DISPENSER**

5 oz.

100% Boric Acid

ZAP 852
pk. 24/PDQ



1 LB.

ZAP 854
pk. 12/PDQ



BED BUG SPRAY 32 OZ.

- Kills bedbugs, fleas, ticks, spiders & insects
- Specifically geared for use on the re-emerging bedbugs



207-W pk. 6



BLACK JACK® BEDBUG SPRAY

7.5 oz. Can

- Kills bed bugs & fleas

256891 pk. 12



**SUPER 25 FORMULA X
ROACH & BUG KILLER**

1 Gallon Can

SAF 205 pk. 6



**BLACK JACK®
JET ACTION CRAWLING INSECT**

12.75 oz. Can

- Kills fleas, roaches & ants

256894 pk. 12



**BLACK JACK®
HOUSEHOLD INDOOR FOGGER**

7.5 oz. Can

- Kills fleas, roaches & house flies

256893 pk. 12



Roach Killers

ROACH & INSECT GLUE TRAPS

- Baited • Non-poisonous • Disposable
- Ready to use

4 PK. TRAYS

GTM412G
pk. 12

2 PK. ROACH HOUSE

GTR2
pk. 15/60



**12 PK.
POISON DISCS**

- Disposable
- Ready to use

6 PK.

RG6-2
pk. 12

12 PK.

RG12
pk. 12



Mice & Rat Killers

GLUE BOARDS

- Non-poisonous
- Disposable
- Non-hardening
- Non-flowable glue

72 SINGLE BOARDS IN PDQ

Board size: 5-1/4" x 8"



72MB
pk. 1 PDQ BOX

2 BOARDS PER BAG W/ HEADER
• 36 BAGS IN PDQ



Board size: 5-1/4" x 8"

2MB
pk. 36 / PDQ

WOODEN MOUSE & RAT TRAPS



ITEM #	DESCRIPTION	PACK
# TM1	2 pk. Mouse Trap	12/72
# TM2	4 pk. Mouse Trap	12/36
# TR1	1 pk. Rat Trap	12/48
# TM1EZ	2 pk. Mouse Trap w/ Cheese Style Bait Pedal	12/72

MOUSE GLUE TRAPS (TRAYS)

- Non-hardening glue
- Non-flowable
- Disposable
- Baited
- Non-poisonous

4 PK. MOUSE TRAP

- PDQ Display



A1011PDQ
pk. 12/72

4 PK. MOUSE TRAP

A1104N
pk. 24



6 PK.
A1106
pk. 12

MOUSE GLUE TRAPS (TRAYS)

- Professional grade
- More glue

- Baited & scented
- Non-poisonous

2 PK. MOUSE TRAP



A102N
pk. 24

4 PK. MOUSE TRAP

A104N
pk. 24



2 PK. RAT TRAP

A402N
pk. 12



GLUE BOARDS

RAT BOARDS — 2 PK. CUTCASE

- Board size: 8" x 10-3/4"
- Perfect for damp areas
- 2 pk. polybag



HBCRB
pk. 24

RAT BOARDS — 70 PC.

- Cut case
- Board size: 6" x 12"
- Perfect for damp areas



60MB
pk. 1

RAT GLUE TRAPS

2 PK. RAT TRAP

A1403PDQ
pk. 12



Moth Balls



MOTH BALLS

All packed 24

# MG5	Original	5 oz.	Boxed	
# MG10	Original	10 oz.	Boxed	
# MG10C	Cedar	10 oz.	Boxed	
# MG12	Original	12 oz.	Boxed	



Moth Bar Hang-Ups

1 PK.

- 2 oz. cake
- Kills moths, carpet beetles & their eggs & larvae, when used in air-tight containers
- No clinging odor
- Treats up to 12 cub. ft.



MGC2
pk.24/Tray Pack

3 PK.

- 2 oz. cake



MGC2X3
pk.12/Tray Pack

Cedar Pest Control

- Removes odors & mustiness naturally
- Safely repels moths
- Made from 100% USA grown cedarwood, a non-threatened resource



CEDAR HANG-UPS

- With metal hook
- 1 pk. of 7-1/2" x 1-7/8" cedar block
- Perfect for use in: closets, garment bags, lockers, bathrooms & much more!

ORIGINAL

CBLK
pk.6/72



CEDAR BALLS

- 24 pk. of 7/8" diam. cedar balls
- Perfect for use in: closets, garment bags, lockers, bathrooms, drawers & much more!

ORIGINAL

CBL
pk.6/72



PEST

Flying insect Control

FLY SWATTERS

- Plastic head
- Wire handle
- Assorted colors



FS1 # FS3

SINGLE # FS1 pk. 12/144

3 PK. # FS3 pk. 24/72

- All plastic • Assorted colors

SINGLE # FS1011 pk. 72

3 PK. IN PDQ # FS1011X3 pk. 36



FS1011

FS1011X3

10-3/8" FLY GLUE STICK

- Effectively attracts & traps all flying pests
- Ready to use • No vapors or poison
- Long lasting glue

Works 3 Ways:

- Hang up • Stand up • Stick to wall

**# 1155
pk. 10/40**

10 pk. PDQ
Shelf Display



FLY RIBBON

12 PK. PER PDQ - 4 ROLLS PER PACKAGE

- Effective
- Safe
- E.P.A. approved
- PDQ shelf display



12 pk. PDQ
Shelf Display

1152PDQ pk. 12



10 ROLLS PER PACKAGE

- Effective
- Safe
- E.P.A. approved
- PDQ shelf display



1151 pk. 12/144



TOILET SUPPLIES

Toilet Cleaners & Deodorizers

TOILET RIM HANG-UPS

- Cleans, deodorizes & freshens
- Lasts up to 4 weeks
- Water activated fragrance released w/ every flush
- No mess in tank • Phosphate free



• 72/Display

1 PK. / CELLOPHANE BAG

**# BBBC72
pk.72/PDQ**



FLOOR DISPLAY

• 216/Display

**# BBBC216
pk.216**

2 PK. / CARD

• 6/Display

**# BBBCX2
pk.6/36**



TOILET TANK TABLETS

2 PK. / CARD

- Cleans your toilet with every flush
- Keeps your toilet bowl stain free
- Helps prevent hard water mineral & lime scale stains
- Blue water shows its working
- Environmentally friendly
- Plumbing & septic safe
- Phosphate free
- Biodegradable



**# BBTCX2
pk. 12/PDQ
96/Master**

BOWL DEODORIZERS

BD1* Asst. 2.5 oz. (Floor Display) pk. 216

BD2* Asst. 2.5 oz. (Counter Display) pk. 48



*Due to Government Regulations these Items Can Not Be Sold in the Following States: CA, MI, OH, IL, ME, MA, CT, NY, NJ, DE, PA, MD, & DC.

Urinal Screen

- 4 oz.
- Cherry scent

**# US4B
pk. 12/PDQ**



- 4 oz. refill

**# UDT4
pk. 12**



GENERAL MERCHANDISE

Reinforced Plastic Tarps

- Metal grommets
- Heavy duty plastic
- Blue color



ITEM#	SIZE	PACK	ITEM#	SIZE	PACK
# V68	6 ft. x 8 ft.	12/24	# V1530	15 ft. x 30 ft.	3
# V810	8 ft. x 10 ft.	12/24	# V1620	16 ft. x 20 ft.	8
# V1012	10 ft. x 12 ft.	9/18	# V2020	20 ft. x 20 ft.	6
# V1020	10 ft. x 20 ft.	8	# V2030	20 ft. x 30 ft.	4
# V1216	12 ft. x 16 ft.	12	# V2040	20 ft. x 40 ft.	2
# V1220	12 ft. x 20 ft.	10	# V3040	30 ft. x 40 ft.	1
# V1230	12 ft. x 30 ft.	4	# V4040	40 ft. x 40 ft.	1
# V1240	12 ft. x 40 ft.	3	# V4060	40 ft. x 60 ft.	1

Heavy Duty Tarp

- Metal grommets
- Reflects heat
- Silver color



ITEM	SIZE	PACK
# SV1216PDD	12 ft. x 16 ft.	4

Electric Hot Plates

SINGLE BURNER 120 VOLT, 60 HZ, 1000 WATT

CZSS93 | White Both pk. 1

CZSS95 | Stainless

- Thermostat • Powerlight
- Variable temperature control



DOUBLE BURNER 120 VOLT, 60 HZ, 1500 WATT

- 2 Thermostats
- 2 Power lights
- Twin heating elements

Both pk. 1



CZ-DS93 | White

CZ-DS95 | Stainless

Masking Tape

BLUE PAINTER'S TAPE

60 YD. LONG

# BT34	3/4" Wide	pk. 64
# BT1	1" Wide	pk. 48
# BT15	1-1/2" Wide	pk. 32
# BT2	2" Wide	pk. 24



MASKING TAPE

60 YD. LONG

# MT34	3/4" Wide	pk. 64
# MT1	1" Wide	pk. 48
# MT15	1-1/2" Wide	pk. 32
# MT2	2" Wide	pk. 24



Heavy Duty Tape

HEAVY DUTY TAPE GUN

- Includes: 2 rolls of tape!
1-7/8" x 50 yd. = 100 yd.
- E-Z grip



250CLG pk. 6



2 PK. CARTON TAPE

- Superior quality
- 2 ft. x 55 yd.

CLEAR

255CLX2 pk. 18

255CL pk. 36

TAN

255TN pk. 36



MINI TAPE-DISPENSER

50 YD. x 1-7/8" • CLEAR

250MD pk. 12/48



2" WIDE DUCT TAPE

10 YD. - GREY 60 YD. - SILVER & BLACK

T903
pk. 54

Silver # 26024S
Black # 26024BLK
pk. 24



WEATHERSEAL TAPE

- 2 ft. x 25 ft.

T94 pk. 18



Multi-Position Folding Ladder

- Extends to 12 ft.
- Folds away for easy storage
- Ideal for interior & exterior
- Strong lightweight aluminum



L12FT
pk. 1

Steel Step Ladders

- Type III
- 220 lb. load capacity
- Oversized reinforced textured steps
- Durable & strong
- Compact & safe



2 STEP

L2ST pk. 1

3 STEP

L3ST pk. 1

3 STEP W/ UTILITY TRAY

- W/ utility tray
- Durable & strong
- Wide, reinforced textured steps
- Folds easily

L3S pk. 2

Bathroom Scale

- 300 lb. capacity
- Heavy duty steel construction

BS2012 pk. 5



12" Hurricane Lantern

- Indoor/Outdoor
- Glass chimney
- Adjustable wick

NEV2699
pk. 24



Graffiti Remover

Heavy Duty

- Removes spray paint & other marks off walls & porous surfaces
- No CFCs

745SG
pk. 12



WD-40

- Smart straw

263911 8 oz.

263921 11 oz.

263931 3 oz.

All pk. 12



3-IN-ONE Oil

201611 4 oz.



Giant Hook

- 6" Multi-use hook
- Padded hand grip

MH8000
Pack 12/72



Yellow Caution Tape

3" Wide

17779 300 ft. pk. 16

17780 1000 ft. pk. 10



Twist Tie Dispenser

- Plastic coated wire for gardening
- Ideal for tying plants, vegetables & vines
- Hundreds of uses

NEW!

150 ft. Wire

LG5000 pk. 72



Handy, metal twist tie cutter included



Air Conditioner Filters

All Comfort Zone® Weather Insulation Comes in an Attractive Grey & Blue Package

FRAMED FIBERGLASS FILTER

- Order by the box
- No break



1" THICK All pk. 12/Box

# 4951020	10" x 20"
# 4951224	12" x 24"
# 4951225	12" x 25"
# 4951230	12" x 30"
# 4951420	14" x 20"
# 4951425	14" x 25"
# 4951430	14" x 30"
# 4951520	15" x 20"
# 4951525	15" x 25"

1" THICK All pk. 12/Box

# 4951620	16" x 20"
# 4951625	16" x 25"
# 4951825	18" x 25"
# 4952020	20" x 20"
# 4952025	20" x 25"
# 4952030	20" x 30"
# 4952222	22" x 22"
# 4952424	24" x 24"
# 4952430	24" x 30"

2" THICK All pk. 12/Box

# 4952495	16" x 20"
# 4952500	16" x 25"


2" THICK All pk. 12/Box

# 4952510	20" x 20"
# 4952520	20" x 25"

A.C. Seal Strip

AIR CONDITIONING FOAM SEAL STRIP

42" Long



ITEM#	WIDE x THICK	PK
# AC42	1-1/4" x 1-1/4"	12
# AC43	2-1/4" x 2-1/4"	18

FROST KING® A.C. FILTERS




Foam

- 15" x 24"
- # F1524 pk. 24

Fiberglass

- 15" x 27"
- # F1527 pk. 36



Storm Window Kits

STORM WINDOW KITS W/ EDGE STIFFENERS & NAILS

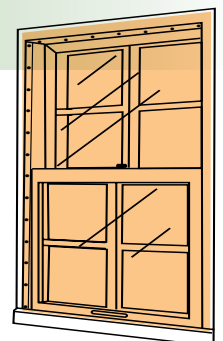


Clear Polyethylene
1.25mil - 36" x 72"

2 PK. Kit # CZP712 pk. 48

4 PK. Kit # CZP714 pk. 18

STORM WINDOW KITS W/ HEAT SHRINK PLASTIC SHEET & TAPE



Single Pack Shrink Kit

CZV73 42" x 62" pk. 24

Window Screen Wire

STANDARD FIBERGLASS SCREEN

- Flexible & economical
- Easy to install
- Will not crease, dent or unravel
- Most commonly used screen for new construction
- Available in widths of 30", 36" & 48"



ITEM #	SIZE	PACK
# 147001	30" x 84"	16
# 147002	36" x 84"	16
# 147003	48" x 84"	16

STANDARD ALUMINUM SCREEN

- Strong & durable
- Resists rust
- Protective finish prevents corrosion
- Available in bright colors - 30", 36" & 48" widths



ITEM #	SIZE	PACK
# 147014	30" x 84"	16
# 147015	36" x 84"	16
# 147016	48" x 84"	16

SCREEN TOOL PLUS

- Leveraged design reduces the amount of force needed to rescreen
- Spline tube allows the spline to be guided by the wheel throughout installation
- Ergonomic design adds comfort to the installer vs other spline tools



ITEM #	PACK
# 147022	10

Window Screens & Window Screens Ventilators




All pk. 12

ITEM#	HEIGHT	EXTENSION
GS 1025	10"	16" — 25"
GS 1033	10"	20" — 33"
GS 1037	10"	22" — 37"
GS 1045	10"	26-1/2" — 45"
GS 1537	15"	22" — 37"
GS 1545	15"	26-1/2" — 45"
GS 1837	18"	22" — 37"
GS 1845	18"	26-1/2" — 45"
GS 2437	24"	22" — 37"
GS 2445	24"	26-1/2" — 45"
GS 3045	30"	26-1/2" — 45"

WINDOW SCREEN VENTILATORS

- Height: 10" • Extension: 21" – 37"



• VENTS on one side



• SCREEN on the other

GS 1207 pk. 12

Universal Air Conditioner Support

- Safe & easy to install
- Secure & long lasting
- Relieves stress on window
- Rugged, all weather construction
- 2 year limited warranty



Supports
Up to 80 lbs.

ACB80H

Supports
Up to 160 lbs.

ACB160H

Both packed
6

MADE IN
USA



Precision
Bubble Level
Assures Proper
Mounting Angle



Cleaning Cloths

3 PK. - 100% COTTON TERRY CLOTH TOWELS

- 14 ft. x 17 ft. • Waxes, dries & polishes
- Super soft • Display box



TCT3 pk.10

8 PK. - 100% COTTON TERRY CLOTH TOWELS

- 14 ft. x 17 ft. • Waxes, dries & polishes
- Super soft • Display box



TCT8 pk.12

10 PK. - 100% COTTON RED SHOP TOWELS

- 12 ft. x 14 ft. • Super absorbent
- Display box



RST10 pk.24

3 PK. - SYNTHETIC POLISHING CLOTHS

- 14 ft. x 14 ft.
- Super soft
- Use wet or dry
- Display box



PC3 pk.18



- 4 ft. planogram
- Packaged in bin boxes or hanger cards

2 PK. - MICROFIBER GLASS CLEANING CLOTHS

- 14" x 14" • Super soft
- Use wet or dry
- Display box



MFGC2 pk.12



2 PK. - MICROFIBER DETAILING CLOTHS

- 16" x 16" • Super soft
- Use wet or dry
- Display box



MFDC2 pk.10

3 PK. - MICROFIBER CLEANING TOWELS

- 12 ft. x 16 ft. • Super soft
- Use wet or dry
- Display box



MFCT3 pk.10

8 PK. - MICROFIBER CLEANING TOWELS

- 14" x 14" • Super soft
- Use wet or dry
- Display box



MFCT8 pk.12

2 PK. MICRO FIBER CLEANING TOWELS

- 12" x 16"
- Super soft
- Wet or dry
- Streak free shine

MFCT2C pk.6/72



2-SIDED MICROFIBER SPONGE/PAD

- 7 ft. x 4" x 1.4" • Use wet or dry
- Assorted colors

NEW!

MSP1 pk.6/36



Automotive Emergency Items

PROMAG II™ STEERING WHEEL LOCK

- Maximum security protection
- For cars or trucks
- Easy on & off
- Vinyl covered to protect against marking
- High visibility for anti-theft



5184 pk.6

HALOGEN AUTO SPOTLIGHT

- 12 Volt Powerful Halogen Bulb
- Super bright 300 lumens
- Convenient trigger grip & locking switch



WL2009 pk. 6

12 FT. - 10 GAUGE BOOSTER CABLE

- Insulated color-coded steel clamps
- PVC coat resists oil, moisture & grease

TW1012PVC pk.12/PDQ




WINDOW WASHER W/ 6" SQUEEGEE

- Microfiber cloth (removable & washable)
- Comfort grip handle
- Hanging hook
- PDQ includes assorted Blue & Green colors

Great for indoor & outdoor use!

BAR610 pk.12



EMERGENCY TOW ROPE

- Rated break strength - 6000 lb.
- Hooks on both ends will attach easily to car frames
- Ideal when stuck in mud, snow or sand



5/8" x 14 FT.

TR2000 pk. 6

2 IN 1 LED RECHARGEABLE WORK LIGHT

- 3.7 Volt 1100mAh NI-MH rechargeable battery
- Swivel hook
- 9 Hours run time: 1W LED torch 80 lumens
- 5 Hour run time; 21 extendable light 180 lumens
- Double magnet base
- 12 Volt DC charger
- 120 AC charger



LED31 pk. 6/24

12-VOLT AIR COMPRESSOR W/ AIR PRESSURE GAUGE

- 250 PSI -12 Volts
- 9.5 ft. cord w/ cigarette lighter plug
- 20" air hose

12VAC250 pk. 6/24

Included: 2 nozzle adapters & 1 sports needle



■ Home Convenience

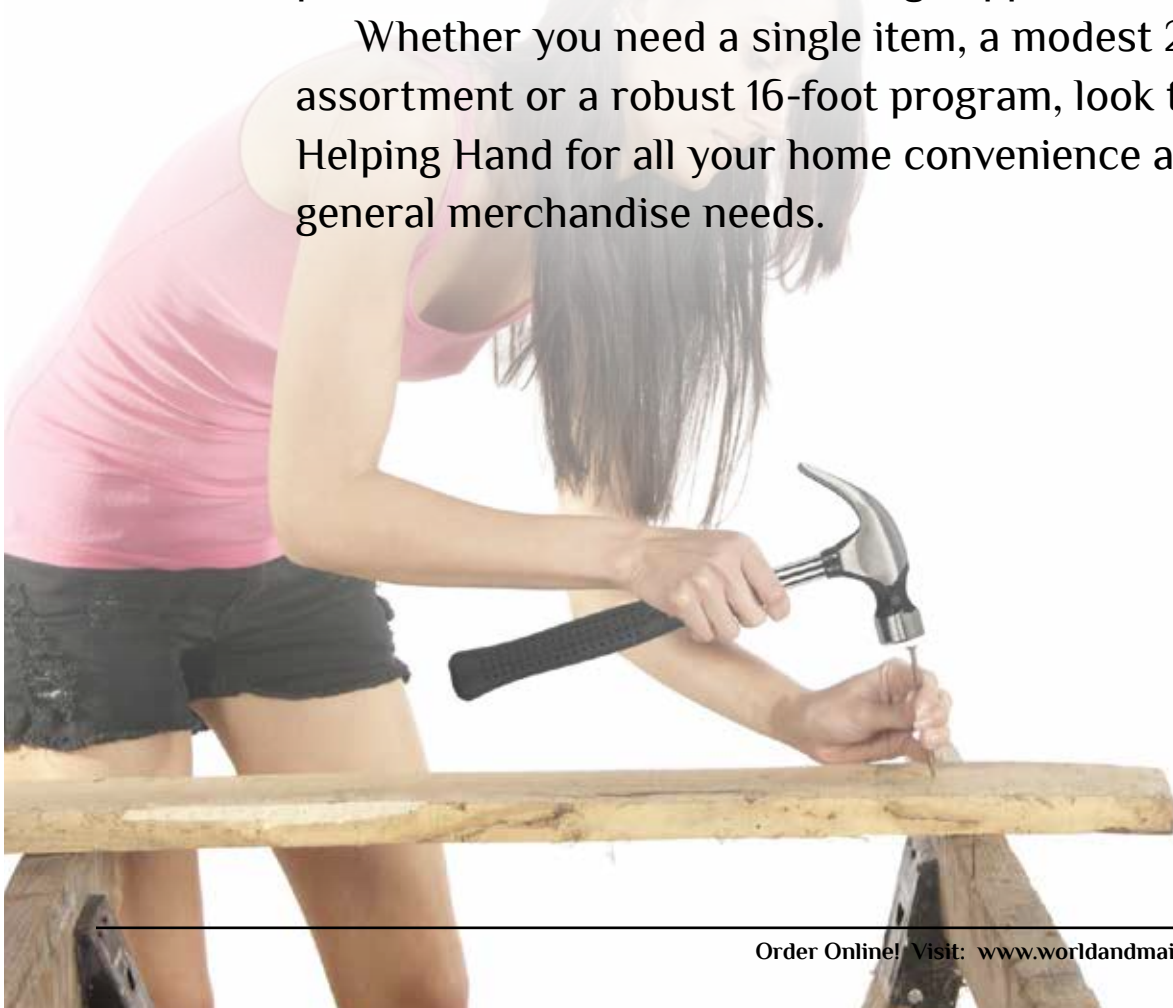
Helping Hand® has long been the brand that consumers and retailers, alike, trust for quality, assortment and value. With countless SKU's across 15 categories, you'll find everything from shopping carts to kitchen and

bath accessories,
closet and laundry
products, surface
protection products,



hand tools, carded hardware and fasteners, lawn signs, rope and twine, clotheslines, automotive supplies, glue and adhesives, garden care products, home electrical products and household cleaning supplies.

Whether you need a single item, a modest 2-foot assortment or a robust 16-foot program, look to Helping Hand for all your home convenience and general merchandise needs.



Shopping Carts

POP 'N SHOP CART (SMALL) SILVER

**Assembles in 15 seconds w/
patented pop-on wheel**

- Perfect size for public transportation
- Lightweight, yet sturdy
- Comfort grip foam handle
- Durable, tubular construction
- Folds flat for storage - stores conveniently in trunk
- Weight capacity: 50 lb.



#FQ39283
pk. 4

POP 'N SHOP CART W/ SHELF (SMALL)

**Assembles in 15 seconds w/
patented pop-on wheel**

- Fold down shelf for extra storage & delicate items
- Perfect size for public transportation
- Lightweight, yet sturdy
- Comfort grip foam handle
- Durable, tubular construction
- Folds flat for storage - stores conveniently in trunk
- Weight capacity: 50 lb.



Available Colors:

- 39284 - Black
- 39289 - Red
- 39288 - Blue
- 39285 - White

FQ39284
pk. 2

SMALL BLUE CART LINER

- Cart liner keeps items in place w/ privacy protection
- Colored liner features a hook & loop closure w/ a hooded lid & handles
- Liner prevents items from slipping through holes in cart
- Fits: FQ39283, FQ39284, FQ39285, FQ39288 & FQ39289



*Cart sold separately

FQ39240
pk. 1

SMALL LINEN CART LINER

- Cart liner keeps items in place w/ privacy protection
- Colored liner features a hook & loop closure w/ a hooded lid & handles
- Liner prevents items from slipping through holes in cart
- Fits: FQ39283, FQ39284, FQ39285, FQ39288 & FQ39289



*Cart sold separately

FQ39243
pk. 1

Shopping Carts

3 WHEEL STAIR CLIMBING FOLDING CART (MEDIUM) SILVER

Assembles in 15 seconds

- 3 wheels allow for smooth rolling up & down stairs
- Perfect size for public transportation
- 3 wheel technology made for stairs, curbs & steps
- Lightweight, yet sturdy
- Comfort grip foam handle
- Quick & easy assembly
- Folds flat for storage - stores conveniently in trunk
- Weight capacity: 65 lb.

FQ39905
pk. 4



Stair Climbing Feature:



2 WHEEL FOLDING CART W/ SHELF (MEDIUM) SILVER

- Fold down shelf for extra storage & delicate items
- Integrated hook to hang on to supermarket wire cart
- Perfect size for public transportation
- Lightweight, yet sturdy
- Comfort grip foam handle
- Quick & easy assembly
- Folds flat for storage - stores conveniently in trunk
- Weight capacity: 65 lb.

FQ3915D
pk. 5



4 WHEEL JUMBO FOLDING CART (MEDIUM)

- Colorful medium size cart
- Integrated hook to hang on to supermarket wire cart
- Perfect size for public transportation
- Sturdy wheels w/ rubber tires
- Comfort grip foam handle
- Durable, tubular construction
- Folds flat for storage - stores conveniently in trunk
- Weight Capacity: 65 lb.

Available Colors:

- FQ3940A: Assorted colors: Red-2, Black-2, White-1
- FQ39470: Red-5
- FQ39480: White-5
- FQ39490: Black-5

- FQ3940D: Silver-3

FQ3940A
pk. 5



Shopping Carts

SUPER DELUXE CART (LARGE) BLACK

- Jumbo basket capacity w/ rugged construction
- Heavy-duty wheels w/ rubber tires
- Comfort grip foam handle
- Folds flat for storage - stores conveniently in trunk
- Weight capacity: 70 lb.



FQ39520FD
pk. 2

SUPER DELUXE SWIVELER (LARGE) BLACK

- Premium wheels make it even easier to maneuver
- Upgrade wheel housing for quick assembly
- Heavy-duty wheels
- Height adjustable handle for your comfort
- Comfort grip foam handle
- Folds flat for storage - stores conveniently in trunk
- Weight capacity: 70 lb.



FQ39720
pk. 2

HEAVY DUTY SWIVELER FOLDING CART

- Durable construction to hold up to 160 lb.
- Premium wheels make it even easier to maneuver
- Heavy-duty wheels
- Comfort grip foam handle
- Folds flat for storage - stores conveniently in trunk



FQ39500
pk. 1

LARGE BLUE CART LINER

- Cart liner keeps items in place w/ privacy protection
- Colored liner features a hook & loop closure w/ a hooded lid

- Liner prevents items from slipping through holes in cart
- Fits: FQ39520FD & FQ39720



FQ39241
pk. 1



LARGE LINEN CART LINER

- Cart liner keeps items in place w/ privacy protection
- Colored liner features a hook & loop closure w/ a hooded lid

- Liner prevents items from slipping through holes in cart
- Fits: FQ39520FD & FQ39720



FQ39244
pk. 1



General Merchandise Planograms

2 FT. GENERAL MERCHANDISE



4 FT. GENERAL MERCHANDISE



8 FT. GENERAL MERCHANDISE



Kitchen & Bath

BRASS AERATOR – WATER SAVER

- Fits most inside or outside threaded faucets
- Solid brass casing

FQ00260
pk. 3/144



SUPER SPRITZER – WATER-SAVING FLOW RESTRICTOR

- Spray & aerated stream
- 360° Swivel

FQ00600
pk. 3/72



DELUXE SPRITZER – WATER-SAVING FLOW RESTRICTOR

- Spray & aerated stream
- 360° Swivel
- Solid brass coupling

FQ00601
pk. 3/72



LINT TRAP ALUMINUM – 2 PC.

- Fights to keep your drain clog-resistant
- Long lasting
- Rustproof
- Aluminum mesh

FQ01000
pk. 3/144



LINT TRAP FABRIC – 2 PC.

- Nylon lint traps
- Fights to keep your drain clog-resistant

FQ01005
pk. 3/144



HANDY TRAP

- Catches hair
- Keeps drain clog-resistant

FQ01150
pk. 3/144



3 SETTING SHOWER HEAD

- Anti-clog sprayers
- 3 Settings: spray, massage, combination
- Includes teflon® thread sealing tape

FQ01164
pk. 3/36



THREAD ON SPRAY AERATOR – CARDED

- Fits threaded faucets
- Flexible
- Spray or stream
- Stainless Steel strainer

FQ01500
pk. 3/144



24 PC. SOCK LOCKS

- Keep socks paired in the washer & dryer

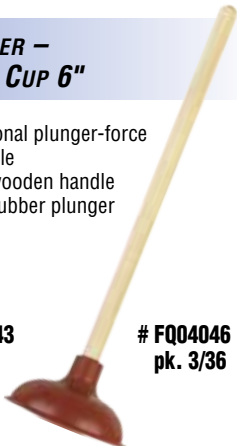
FQ03000
pk. 3/144



PLUNGER – FORCE CUP 6"

- Traditional plunger-force cup style
- Long wooden handle
- Thick rubber plunger

FQ04043
pk. 12



FQ04046
pk. 3/36

PLUNGER – FORCE CUP 4"

- Traditional plunger-force cup style
- Wooden handle
- Thick rubber plunger

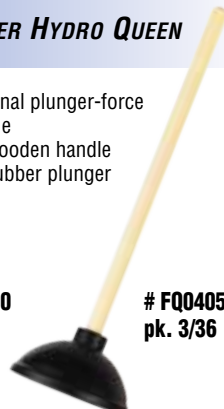
FQ04045
pk. 12



PLUNGER HYDRO QUEEN

- Traditional plunger-force cup style
- Long wooden handle
- Thick rubber plunger

FQ04050
pk. 12

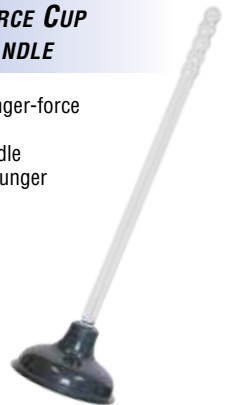


FQ04056
pk. 3/36

PLUNGER FORCE CUP 6" CLEAR HANDLE

- Traditional plunger-force cup style
- Long clear handle
- Thick rubber plunger

FQ04060
pk. 12



Kitchen & Bath

CLOG REMOVAL TOOL

- The amazing fast & easy way to clear clogged & slow-running drains.
- Non-toxic
- Environmentally safe
- No chemicals required



FQ10000
pk. 36

PLASTIC SINK STRAINER BASKET

- Fits most sinks
- Rustproof
- Open-shut lift valve



FQ10500
pk. 3/72

STAINLESS STEEL SINK STRAINER BASKET

- Fits most sinks
- Rust-resistant
- Open-shut lift valve



FQ10505
pk. 3/72

SINK STOPPER

- Fits 1" to 1-3/8" drains



FQ10520
pk. 3/144

TUB STOPPER

- Fits 1 1/2" to 2" drains



FQ10530
pk. 3/144

DRAIN STOPPER

- Holds tight on any drain



FQ10555
pk. 3/144

Surface Protection

DOOR STOPS – 2 PC.

- Helps to keep doors open
- Walnut brown in color



FQ12000
pk. 3/72

FELT GLIDES SELF-STICK – SMALL

- 7/8", 8 ct.
- Protects floor & furniture from scratches & damage



FQ12304
pk. 3/72

FELT GLIDES SELF-STICK – MEDIUM

- 1-1/4", 4 ct.
- Protects floor & furniture from scratches & damage



FQ12305
pk. 3/72

FELT GLIDES SELF-STICK – LARGE

- 1-3/4", 4 ct.
- Protects floor & furniture from scratches & damage



FQ12306
pk. 3/72

FELT STRIPS SELF-STICK 1/2" X 5"

- 1/2" X 5", 8 ct.
- Protects floor & furniture from scratches & damage



FQ12307
pk. 3/72

FELT PADS SELF-STICK 2" X 5" – 2 PC.

- 2" X 5", 2 ct.
- Protects floor & furniture from scratches & damage




FQ12308
pk. 3/72

Surface Protection

FELT DOTS SELF-STICK

- Assorted sizes, 48 ct.
- Protects floor & furniture from scratches & damage



FQ12309
pk. 3/72

BUMPERS PLASTIC SELF-STICK 1/2"

- Self-stick
- 12 ct.



FQ12310
pk. 3/72

KITCHEN SURFACE PROTECTION KIT

- Self-stick
- 56 Pieces (16 - 7/8" felt glides, 4 - 1-1/4" felt glides & 36 - 1/4" x 3/4" bumpers)



FQ12313
pk. 3/72

Hand Tools

HOBBY SCREWDRIVERS – 2 PC.

- Perfect for
- Light home repair
- Hobbies
- 3 In slotted & Phillips



FQ20122
pk. 3/36

SCREWDRIVER PHILLIPS STRAIGHT

- 4" Phillips & 4" Slotted
- Alloy steel blade
- Magnetic point



FQ20123
pk. 3/36

6 IN 1 SCREWDRIVER

- Comfort grip
- Six sizes: t-15, t-20, ph1, ph2, 3/16", 1/4"



FQ20150
pk. 3/24

PRECISION 8 IN 1 SCREWDRIVER

- Bits are magnetized to securely hold screws
- Bits are stored inside handle
- Durable aluminum construction
- Cushion-grip fits hand comfortably



FQ22127
pk. 4/8

SCREWDRIVERS MINI SET 6 PC. CASE

Perfect where small screws are used such as:

- Eyeglasses
- Jewelry
- Models & toys
- Electronics
- Sewing machines



FQ20140
pk. 3/72

6-IN-1 QUICK CHANGE SCREWDRIVER

- 6 Blades store in handle
- Chrome vanadium shaft
- Easy to use & store
- Bits included:
slotted: 1/8", 5/32", 3/16".
Phillips: #0, #1, #2



FQ20156
pk. 3/72

SOCKET SET - 10 PC. STUBBY

- 9 pc. 1/4" Drive sockets w/ plastic holder & 3" extension bar
- Includes ratchet handle



FQ20153
pk. 3/36

FLASHLIGHT ALUMINUM

- Water-resistant
- Rust-resistant
- Nylon storage pouch & 2 AA batteries included



FQ20180
pk. 3/36

HEAD LAMP LED

- Perfect for camping, hunting, fishing, auto emergencies, home repair & much more!
- 100,000 Hours of light



FQ20183
pk. 3/36

PLIERS MINI SET 2 PC. ASST.

- Cushioned grip
- Chrome plated & polished
- Great for crafts & models



FQ20203
pk. 3/36

6" PLIERS LONG NOSE

- Drop forged steel
- Hardened cutter



FQ20205
pk. 3/36

Hand Tools

6" PLIERS SLIP JOINT

- Drop forged steel
- Chrome plated & polished
- Cushioned grip



FQ20210
pk. 3/36

8" GROOVED PLIERS

- Drop forged steel w/ milled flutes
- Adjustable



FQ20212
pk. 3/36

6" ADJUSTABLE WRENCH

- Drop forged steel
- Chrome plated



FQ20215
pk. 3/36

7" LOCKING PLIERS

- Drop forged steel
- Chrome plated



FQ20220
pk. 3/36

HAMMER 8 OZ.

- Drop forged steel
- Tubular steel handle
- Hardened hitting face



FQ20305
pk. 4/48

HAMMER 6-IN-1 PATTERNED

- Tools include:
- Hammer
 - 1/4" Slotted
 - 1/8" Slotted
 - Tack puller/claw
 - #1 Phillips
 - Eyeglass screwdriver



FQ20310
pk. 3/24

HAMMER 13 OZ.

- Drop forged steel
- Tubular steel handle
- Hardened hitting face



FQ20315
pk. 4/24

1-1/2" PUTTY KNIFE

- Flexible



FQ20400
pk. 3/36

3" WALL SCRAPER

- Designed to use for spackling, spreading, stripping & scraping



FQ20405
pk. 3/36

RAZOR SCRAPER

- Easy push-button operation
- 5 Blades included



FQ20500
pk. 3/36

SCRAPER BLADES

- Industrial quality
- Fits all types of single edge scrapers
- 10 Blades included



FQ20501
pk. 3/72

CARTON CUTTER

- Portable pocket-size utility knife
- Blade slides into knife when not in use



FQ20502
pk. 3/72

Hand Tools

UTILITY KNIFE

- Retractable
- Durable steel construction
- 1 Blade included



FQ20505
pk. 3/36

UTILITY KNIFE BLADES

- Heavy duty
- For industrial & home use
- 5 Blades included



FQ20506
pk. 3/72

MINI UTILITY KNIFE

- Retractable
- Durable steel construction
- 2 Blades included
- Keychain



FQ20510
pk. 3/72

2 PK. ASSORTED SCISSORS

- 8" Scissors
- 8" Utility scissors
- Stainless steel blades



FQ20517
pk. 3/72

HANDY SCRAPERS 2 PC.

- Scrape window stickers & paint



FQ20522
pk. 3/72

12 FT. TAPE MEASURE

- Simple to read, fractions center calculated for you
- 3/4" Steel blade
- Spring action return
- No-slip rubber case



FQ20600
pk. 3/36

MULTI PURPOSE FOOT AIR PUMP

- Easily inflates: athletic balls, vehicle tires, motorcycle tires, inflatable toys, bicycle tires



FQ20607
pk. 12

GLUE GUN W/ 3 GLUE STICKS

- Great for
- Crafts
- Artificial flowers
- Woodworking
- Models
- Ceramics



FQ20700
pk. 3/36

GLUE STICKS

- These glue sticks fit the #FQ20700 helping hand glue gun & most other brands of mini glue guns



FQ20701
pk. 3/144

STAPLE GUN

- Medium duty staple gun
- 500 Staples included



FQ20705
pk. 3/36

500 PC. 8MM STAPLES

- These staples fit the #FQ20710 helping hand staple gun & most other brands of staple guns



FQ20710
pk. 3/72

UTILITY BOX

- All purpose
- Lift-up tray



FQ20801
pk. 12

Paint Accessories

4 PC. ASSORTED PAINT BRUSH

- For use w/ all paints interior & exterior projects



FQ30400
pk. 3/72

ASSORTED FOAM PAINT BRUSH

- 1", 2" & 3"
- For interior & exterior use
- Smooth finish
- Ideal for touch-up



FQ30500
pk. 3/72

PAINT BRUSH 1-1/2" QUALITY

- All quality
- All paints



FQ33315
pk. 3/72

PAINT BRUSH 2" QUALITY

- All quality
- All paints



FQ33320
pk. 3/72

PAINT BRUSH 3" QUALITY

- All quality
- All paints



FQ33330
pk. 3/72

3 PC. PAINTING ROLLER KIT

- 9" Roller frame w/ bullet grip
- 9" Polyester roller cover
- Plastic paint tray
- Display box



PT03329
pk. 12

DROP CLOTH

- Protects surfaces while painting
- Can be used for protection from water, dust & dirt
- Size: 9 ft. x 12 ft.



FQ35050
pk. 72

SPACKLING COMPOUND

- For interior & exterior patching & repair projects



FQ39000
pk. 12

SANDPAPER ASSORTMENT

- 6 Sheets: 2 of each fine, medium & coarse



FQ36103
pk. 3/144

ASSORTED STEEL WOOL

- Buffs, cleans & polishes
- Removes rust, paint & varnish
- 6 Assorted pads 2" x 4"
- Finest, fine, medium



FQ36104
pk. 3/36

5 PK. DUST MASKS

- Low profile design for use w/ safety glasses
- Allows easy breathing & speech
- Filters dust, pollen, pet dander & other non-toxic particles



FQ39001
pk. 3/72

Security Hardware

1.5" *WARDED PADLOCK*

- Laminated steel
- Hardened shackle

FQ40010
pk. 3/72



1.5" *LAMINATED STEEL PADLOCK*

- Brass pin tumbler
- Hardened shackle

FQ40020
pk. 3/72



1-1/4" *SOLID BRASS PADLOCK*

- Double locking
- Precision brass pin tumbler
- Hardened shackle

FQ40030
pk. 3/72



3/4" *2 PK. PADLOCK - BRASS LUGGAGE*

- Brass pin tumbler

FQ40061
pk. 3/72



1-7/8" *DIAL COMBO PADLOCK*

- Chrome plated
- Hardened shackle
- Auto re-lock

FQ40050
pk. 3/72



1-3/4" *DIAL COMBO PADLOCK*

- Plastic bumpers
- Hardened shackle
- Auto re-lock

FQ40070
pk. 3/72



2" *2 PK. DIAL COMBO PADLOCK*

- 2" Locks
- Plastic bumpers
- Hardened shackle
- Auto re-lock
- Both locks have the same combination

FQ40077
pk. 3/36



WORDLOCK TSA TRAVEL/BACKPACK LOCK

- 4 Dial
- Resettable
- TSA & HMRC approved
- Assorted colors: Red, Black & Silver

FQ40065
pk. 3/72



WORDLOCK COMBINATION PADLOCK

- Preset 3-letter password
- Steel body, ED-color finish
- Zinc dial w/ nickel plating
- .8" hardened steel
- Durable metallic finish shackle
- Assorted colors: Blue, Red & Silver

FQ40051
pk. 3/72



WORDLOCK COMBINATION BIKE LOCK

- Compact size that's easy to store or toss into your backpack
- Preset 4-letter password that's easy to remember
- All-weather vinyl coating that minimizes scratching
- Black dials w/ easy-to-read white letters
- Assorted color: Black, Red & Purple

FQ40081
pk. 3/36



Carded Hardware & Fasteners

3 PC. *D-RINGS*

- 7 mm D-ring for keys

FQ50130
pk. 3/72



SMALL ASSORTED NAILS

- 2.5 oz. Asst. sizes & types

FQ50200
pk. 3/144



MEDIUM ASSORTED NAILS

- 3 oz. Asst. sizes & types

FQ50201
pk. 3/144



Carded Hardware & Fasteners

ANCHOR KIT

- 6 Sets & 2 drive anchors



FQ50206
pk. 3/144

8 PC. 5" REUSABLE HOOK & LOOP CABLE TIES

- Perfect for organizing messy cords, wires or cables



FQ50213
pk. 3/72

15 PC. 8" REUSABLE CABLE TIES

- Organize electrical wires
- Gardening
- Secure bundles
- Bike racks
- Reusable



FQ50214
pk. 3/72

HEAVY HOOKS, 2 PK.

- Vinyl coated heavy gauge steel
- Great for bicycles, ladders & other bulky storage in garage!



FQ50406
pk. 6/72

SMALL PICTURE HANGERS

- 3 oz. Asst. sizes & types



FQ50300
pk. 3/144

LARGE PICTURE HANGERS

- 9 pc. - 6 - 30# & 3 - 50#



FQ50301
pk. 3/144

PICTURE HANGING KIT

- 4.5 ft. Medium & heavy wire
- 3 Ea. 10# & 30# Hooks
- 12 Screw eyes



FQ50304
pk. 3/144

PICTURE HANGERS ASST

- 11 pc. - 4x10#, 4x20#, 2x30#, 1x50#



FQ50307
pk. 3/144

8 PC. WHITE CUP HOOKS

- White



FQ50401
pk. 3/144

6 PC. BRASS MUG HOOKS

- Brass Plated



FQ50402
pk. 3/144

6 PC. W/ MUG HOOKS

- White



FQ50403
pk. 3/144

ASSORTED SUCTION HOOKS

- 6 Small pc., 2 medium pc.



FQ50405
pk. 3/144

LARGE SUCTION HOOKS

- 2 Large pc.



FQ50409
pk. 3/144

MEDIUM SUCTION HOOKS

- 3 pc.



FQ50410
pk. 3/144

4 PC. UTILITY HOOKS

- Use in bathroom, kitchen, garage, workshop or closet



FQ50407
pk. 3/72

Carded Hardware & Fasteners

NUTS & BOLTS KIT

- 50 Sets nuts & bolts

FQ50600
pk. 3/72



PICTURE HANGING ASSORTMENT

- 48 Assorted wire, picture hooks & eyelets

FQ50601
pk. 3/72



TACKS NAILS & BRADS

- Tacks, nails & brads (7 oz.)

FQ50602
pk. 3/72



SCREW ASSORTMENT

- 95 Assorted screws

FQ50604
pk. 3/72



100 PC. WHITE THUMB TACKS

- Reusable storage case

FQ50100
pk. 3/144



40 PC. CLEAR PUSH PINS

- Reusable storage case

FQ50110
pk. 3/144



40 PC. ASSORTED PUSH PINS

- Reusable storage case

FQ50111
pk. 3/144



Signs

SIGN "FOR SALE"

- High visibility
- Designated space for customization



FQ51002
pk. 10/100

SIGN "AUTO FOR SALE"

- High visibility
- Designated space for customization



FQ51003
pk. 10/100

SIGN "GARAGE SALE"

- High visibility
- Designated space for customization



FQ51004
pk. 10/100

SIGN "NO TRESPASSING"

- High visibility



FQ51005
pk. 10/100

SIGN "BEWARE OF DOG"

- High visibility

FQ51006
pk. 10/100



SIGN "FOR SALE BY OWNER"

- High visibility
- Designated space for customization

FQ51007
pk. 10/100



SIGN "FOR RENT"

- High visibility
- Designated space for customization

FQ51008
pk. 10/100



Rope & Twine

200 FT. HEAVY JUTE TWINE

- For packaging, gift wrapping & general use



FQ60015
pk. 3/72

200 FT. COTTON TWINE

- Biodegradable



FQ60020
pk. 3/72

200 FT. TWISTED POLY TWINE

- For packaging, gift wrapping & general use



FQ60025
pk. 3/72

100 FT. JUTE TWINE

- Convenient cutting blade
- Hangs conveniently
- Tangle-free
- For packaging, gift wrapping & general use



FQ60041
pk. 3/72

200 FT. COTTON TWINE

- Convenient cutting blade
- Hangs conveniently
- Tangle-free
- For packaging, gift wrapping & general use



FQ60042
pk. 3/72

200 FT. TWISTED POLY TWINE

- Convenient cutting blade
- Hangs conveniently
- Tangle-free
- For packaging, gift wrapping & general use



FQ60043
pk. 3/72

50 FT. BRAIDED POLY ROPE

- Clothesline



FQ60050
pk. 3/36

100 FT. BRAIDED POLY ROPE

- Clothesline



FQ60055
pk. 3/36

50 FT. TWISTED POLY ROPE

- Polypropylene



FQ60060
pk. 3/36

ROPE 50 FT. NATURAL FIBER

- Biodegradable



FQ60070
pk. 3/36

BUNGEE CORD 3 PK.

- Great for cars, bikes & camping



FQ60085
pk. 3/36

Closet & Bath Accessories

2 PC. SELF STICK BIG HOOKS

- Self-stick



FQ70113
pk. 3/72

6 PC. SELF STICK CUP HOOKS

- Self-stick



FQ70114
pk. 3/72

12 PC. SMALL ADHESIVE HANG HOOKS

- Easy to stick strips
- Attaches w/out leaving residue
- Adhesive strips hold firmly to the wall
- Holds up to 1 lb.
- Each package includes 12 hooks & 18 strips



FQ70144
pk. 3/72

6 PC. MEDIUM ADHESIVE HANG HOOKS

- Easy to stick strips
- Attaches w/out leaving residue
- Adhesive strips hold firmly to the wall
- Holds up to 2 lb.
- Each package includes 6 hooks & 12 strips



FQ70145
pk. 3/72

4 PC. LARGE ADHESIVE HANG HOOKS

- Easy to stick strips
- Attaches w/out leaving residue
- Adhesive strips hold firmly to the wall
- Holds up to 4 lb.
- Each package includes 4 hooks & 8 strips



FQ70146
pk. 3/72

2 PC. HEAVY DUTY ADHESIVE HANG HOOKS

- Easy to stick strips
- Attaches w/out leaving residue
- Adhesive strips hold firmly to the wall
- Holds up to 5 lb.
- Each package includes 2 hooks & 4 strips



FQ70147
pk. 3/72

Automotive

2 PC. MIRROR BLIND SPOT

- Wide angle helps eliminate blind spots



FQ73013
pk. 3/72

6 PC. BUNGEE CORD

- Great for cars, bikes & camping



FQ73018
pk. 3/36

FUNNEL 1 PINT

- Perfect for handling all kinds of liquids



FQ73024
pk. 144

FUNNEL 1/2 PINT

- Perfect for handling all kinds of liquids



FQ73027
pk. 144

TIRE GAUGE DIGITAL

- Easy to read digital display
- Correct tire inflation increases gas mileage



FQ73038
pk. 3/36

TIRE GAUGE DIAL

- 0 - 60 PSI
- Correct tire inflation increases gas mileage



FQ73039
pk. 3/36

Automotive

TIRE GAUGE BIKE/AUTO

- 10 - 100 PSI
- Correct tire inflation increases gas mileage



FQ73045
pk. 3/72

BIKE TIRE REPAIR KIT

- Everything you need to repair a flat bike tire including spoke wrench



FQ73088
pk. 3/36

EMERGENCY FUSE KIT

- ATC blade type w/ puller



FQ73151
pk. 3/72

MINI AUTO FUSE KIT

- Mini blade type w/ puller



FQ73152
pk. 3/72

LED FLASHLIGHT

- Nylon strap included
- 3 - 5mm leds last thousands of hours



FQ73154
pk. 3/36

12 FT. 10 GAUGE BOOSTER CABLES

- Perfect for front to front hook-up
- 10 Gauge - 12 ft.
- 250 Amp clamps
- Fully insulated clamp
- Quality rubber insulation: flexible at -50°F



FQ73156
pk. 6

UNIVERSAL CELL PHONE HOLDER

- Easily adjustable to allow for any viewing angle



FQ73203
pk. 3/36

KEY HOLDER D-RING STRAP

- Spring hinge opens smoothly for attaching carabiner to bags, backpacks, belt loops & more



FQ73303
pk. 3/72

KEYCHAIN LED LIGHT

- Illuminate dark areas for safety
- Squeeze center to light



FQ73309
pk. 3/72

AIR COMPRESSOR

- Perfect for cars, bikes & inflatables
- Excellent for roadside emergencies
- 250 PSI
- Build-in pressure gauge



FQ73400
pk. 12

Glue & Adhesives

SUPER GLUE, 2G

- No run formula
- Bonds china, ceramic, plastic, rubber, wood, vinyl, leather & fabric
- Bonds in seconds



FQ80001
pk. 3/72

SUPER GLUE, 2G, 2 PK.

- No run formula
- Bonds china, ceramic, plastic, rubber, wood, vinyl, leather & fabric
- Bonds in seconds



FQ80002
pk. 3/72

SUPER GLUE GEL, 2G, 2 PK.

- No run formula
- Bonds china, ceramic, plastic, rubber, wood, vinyl, leather & fabric
- Bonds in seconds



FQ80005
pk. 3/72

Glue & Adhesives

SUPER GLUE GEL MAX, 2G

- No run formula
- Bond more materials in seconds



FQ80006
pk. 3/72

SUPER GLUE WOOD & LEATHER, 2G

- One drop bonds wood or leather
- Bond in seconds



FQ80007
pk. 3/72

SUPER GLUE MAX, 5G

- No run formula
- Bonds china, ceramic, plastic, rubber, wood, vinyl, leather & fabric
- Bonds in seconds



FQ80009
pk. 3/72

SUPER GLUE PEN

- Dispenses one drop at a time
- Bonds instantly
- One drop will bond plastic, ceramic, metal & rubber



FQ80011
pk. 3/72

SUPER GLUE MAX PEN

- Dispenses one drop at a time
- Bonds instantly
- One drop will bond plastic, ceramic, metal & rubber



FQ80012
pk. 3/72

CONTACT CEMENT

- Bonds on contact
- Easy to use on wood, paper, leather, fabric & more
- Water-resistant



FQ80013
pk. 3/72

Gloves & Garden

GLOVE SURE GRIP JERSEY

- Recommended for:
- Slippery surfaces
 - Power tools
 - Longer wear



FQ80502
pk. 3/144

GLOVES LEATHER PALM WORK

- Heavy duty
- Leather palm
- Safety cuff



FQ80506
pk. 3/72

7-PATTERN SPRAY NOZZLE

- 7-Pattern spray
- Adjustable flow
- Lockable trigger
- Soft grip handle
- High impact plastic spray head
- Soft, protective dial ring



FQ80520
pk. 3/72

ADJUSTABLE SPRAY NOZZLE

- Adjustable tip w/ non-slip sleeve
- Durable plastic construction
- Rear trigger action



FQ80521
pk. 3/72

Home Electrical Products

GROUNDING ADAPTER WHITE 2 PK.

- Allows 2-slot outlets to accept 3-prong plugs

FQ85030
pk. 6/72



3 OUTLET GROUNDING ADAPTER - WHITE

- Converts one outlet into three

FQ85041
pk. 6/72



3 OUTLET ADAPTER W/ SENSOR LIGHT

- Converts one outlet into three
- Built-in mini sensor light

FQ85044
pk. 3/72



6 OUTLET POWER STRIP

- On/off power switch
- 3 ft. Heavy duty cord
- Wall mounting

FQ85060
pk. 24



6 OUTLET SURGE PROTECTOR

- On/off power switch
- Circuit breaker protection
- 3 ft. Heavy duty cord
- Wall mounting

FQ85061
pk. 24



6 OUTLET ADAPTER - WHITE

- Converts two outlets into six

FQ85071
pk. 6/72



6 FT. EXTENSION CORD

- Polarized
- Three outlets
- Includes safety cover

Brown
FQ85101
pk. 3/36

White
FQ85102
pk. 3/36



9 FT. BROWN EXTENSION CORD

- Polarized
- Three outlets
- Includes safety cover

FQ85105
pk. 3/36



9 FT. WHITE EXTENSION CORD

- Polarized
- Three outlets
- Includes safety cover

FQ85106
pk. 3/36



12 FT. EXTENSION CORD

- Polarized
- Three outlets
- Includes safety cover

Brown
FQ85109
pk. 3/36

White
FQ85110
pk. 3/36



15 FT. EXTENSION CORD

- Polarized
- Three outlets
- Includes safety cover

Brown
FQ85113
pk. 3/36

White
FQ85114
pk. 3/36



8 FT. HEAVY DUTY EXTENSION CORD

- Great for lawn & garden
- 3 Wire grounded cord for use w/ any tool requiring up to 13 amps

FQ85131
pk. 3/12



25 FT. HEAVY DUTY EXTENSION CORD

- Great for lawn & garden
- 3 Wire grounded cord for use w/ any tool requiring up to 13 amps

FQ85132
pk. 3/12



50 FT. HEAVY DUTY EXTENSION CORD

- Great for lawn & garden
- 3 Wire grounded cord for use w/ any tool requiring up to 13 amps

FQ85133
pk. 12



Home Electrical Products

FROSTED MODERN NIGHT LIGHT

Perfect for:
Bedrooms, bathrooms or any dark area in your home

- Shade can be turned to direct light where needed
- Shade snaps off easily so the bulb can be replaced
- Easy to operate on/off switch



FQ85212
pk. 3/72

AUTO ON/OFF SENSOR NIGHT LIGHT

Perfect for:
Bedrooms, bathrooms or any dark area in your home

- Automatically lights up at dusk, off at dawn



FQ85216
pk. 3/72

24-HOUR GROUNDED TIMER

- 15 Minute interval programmable settings
- Manual override
- Timed lighting for home security
- Grounded



FQ85218
pk. 12

LED SENSOR NIGHT LIGHT

- Automatic on/off
- Swivels 360°



FQ85220
pk. 3/72

ELECTRICAL TAPE W/ DISPENSER

- Insulates & protects
- Flame resistant



FQ85401
pk. 3/72

ELECTRICAL TAPE 3/4" x 30 FT.

- Insulates & protects
- Flame resistant



FQ85402
pk. 3/72

Sewing

SEWING KIT 115 PC.

- Reusable storage case
- Essential sewing tools



FQ16505
pk. 12

5 PC. ASSORTED SEWING MACHINE NEEDLES

- For various woven fabrics



FQ45010
pk. 3/72

3" FOLDING SCISSORS

- Stainless steel
- Folds to 1"



FQ45500
pk. 3/144

8-1/2" FABRIC SCISSORS

- Stainless steel blades
- Comfort grip



FQ45502
pk. 3/72

7" SALON W/ FINGER SCISSORS

- Stainless steel blades
- Comfort grip



FQ45504
pk. 3/72

6-3/4" FABRIC SCISSORS

- Stainless steel blades
- Comfort grip



FQ45506
pk. 3/72

Sewing

5-1/2" FABRIC SCISSORS

- Stainless Steel blades
- Comfort grip



FQ45508
pk. 3/72

4-3/4" EMBROIDERY SCISSORS

- Stainless Steel blades
- Comfort grip



FQ45510
pk. 3/72

3 PC. SEWING NEEDLE THREADERS

- Make it quick & easy to thread a needle, both hand & machine needles



FQ46002
pk. 3/144

24 PC. SNAPS SEW-ON

- Snap fasteners are perfect for shirts, pajama pants, baby clothes, crafts, & more



FQ46004
pk. 3/144

24 PC. HOOK & EYE CLOSURES

- Hook & eye closures hold finished edges together
- Straight eyes - use where two edges overlap



FQ46006
pk. 3/144

60" FABRIC SEWING TAPE MEASURE

- Inches & centimeters



FQ46008
pk. 3/144

96" SEWING TAPE MEASURE

- Inches & centimeters



FQ46010
pk. 3/144

SEWING KIT POUCH

- Polyester thread (10 colors, 8 ft. each), threader, pins, buttons, safety pins, scissors, needles & tape measure
- Reusable pouch for purse or travel



FQ46012
pk. 3/144

SEWING KIT POLY

- Polyester thread (14 colors, 3 yd. each), scissors, hand needles, safety pins & needle
- Threader, thimble, buttons & tape measure



FQ46014
pk. 3/144

ULTRA THIN SEWING KIT

- 2 Safety pins, 1 pin, 1 needle, 2 buttons, scissors, needle threader & 5 polyester threads



FQ46015
pk. 3/144

DELUXE SEAM RIPPER

- Protected tip
- Easily to cut & remove unwanted stitches



FQ46016
pk. 3/144

60 PC. ASSORTED COLORED BUTTONS

- Perfect for shirts, sweaters & blouses



FQ46020
pk. 3/144

Sewing

SMALL SEAM RIPPER

- Protected tip
- Easily to cut & remove unwanted stitches



FQ46022
pk. 3/144

3/4" X 15 YD FUSING WEB

- Sew-free bonding, low heat



FQ46024
pk. 3/144

3/4 X 8 YD HEAVY-DUTY FUSING WEB

- Sew-free bonding, low heat



FQ46026
pk. 3/144

INSTANT HEM TAPE

- No ironing & sewing
- Hem, cuff
- Clear, double-sided bonding tape



FQ46028
pk. 3/144

PIN CUSHION W/ EMERY SHARPENER

- Safely storing needles & pins



FQ46030
pk. 3/144

10 SELF-THREAD SEWING NEEDLES

- Easy to thread by pulling the thread through the top of the needle



FQ46032
pk. 3/144

WHITE HOOK & LOOP TAPE

- White sticky back
- General purpose adhesive



FQ46036
pk. 3/144

BLACK HOOK & LOOP TAPE

- White sticky back
- General purpose adhesive



FQ46038
pk. 3/144

20 PC. QUILTING SAFETY PINS

- Use to baste quilts
- Will not slip out



FQ47000
pk. 3/144

90 PC. ASSORTED SAFETY PINS

- Brass & steel



FQ47002
pk. 3/144

50 PC. ASSORTED BRASS SAFETY PINS

- Brass



FQ47004
pk. 3/144

50 PC. ASSORTED SAFETY PINS

- Brass & steel



FQ47006
pk. 3/144

Sewing

50 PC. ASSORTED STEEL SAFETY PINS

- Steel



FQ47008
pk. 3/144

400 STEEL PINS

- Steel



FQ47010
pk. 3/144

65 PC. COLOR HEAD PINS

- Steel



FQ47012
pk. 3/144

25 ASSORTED HAND NEEDLES

- For sharps, embroidery, betweeners & darners



FQ47014
pk. 3/144

250 X-LONG DRESSMAKER PINS

- Steel



FQ47016
pk. 3/72

500 BALL POINT DRESSMAKER PINS

- Steel



FQ47018
pk. 3/72

7 PC. HEAVY DUTY HAND NEEDLES

- Steel
- For carpets, canvas, upholstery, leather, coats, mattresses & furs



FQ47020
pk. 3/144

50 PC. ASSORTED HAND NEEDLES

- For sharps, embroidery, betweeners, darners, tapestry & chenille



FQ47022
pk. 3/144

24 PC. ASSORTED HAND NEEDLES

- For sharps, embroidery & darners



FQ47024
pk. 3/144

10 PRE-THREAD HAND NEEDLES

- Reusable
- Includes 2 buttons & 1 safety pin



FQ47028
pk. 3/144

40 PC. BLACK SAFETY PINS

- For crafts, sewing & quilting



FQ47032
pk. 3/144

40 PC. COLOR SAFETY PINS

- For crafts, sewing & quilting



FQ47034
pk. 3/144

Sewing

40 PC. COLOR HEAD PINS

- Steel
- Pinwheel



FQ47038
pk. 3/144

24 ASSORTED THREAD

- 10 yd. each
- Washable
- Colorfast
- Includes 3 needles & 1 threader



FQ48000
pk. 3/144

12 ASSORTED THREAD

- 25 yd. each
- Washable
- Colorfast
- Includes 3 needles & 1 threader



FQ48002
pk. 3/144

12 ASSORTED THREAD

- 25 yd. each
- Washable
- Colorfast
- Includes 3 needles & 1 threader



FQ8004
pk. 3/144

CLEAR NYLON THREAD

- All purpose nylon thread
- Extremely strong
- Transparent
- Colorfast & washable
- Size #50
- 150 yd.



FQ48006
pk. 3/144

SMOKE NYLON THREAD

- All purpose nylon thread
- Extremely strong
- Transparent
- Colorfast & washable
- Size #50
- 150 yd.



FQ48008
pk. 3/144

WHITE POLYESTER THREAD

- Colorfast
- Washable
- Extremely strong
- 150 yd.



FQ48010
pk. 3/144

BLACK POLYESTER THREAD

- Colorfast
- Washable
- Extremely strong
- 150 yd.



FQ48012
pk. 3/144

NAVY POLYESTER THREAD

- Colorfast
- Washable
- Extremely strong
- 150 yd.



FQ48014
pk. 3/144

GREY POLYESTER THREAD

- Colorfast
- Washable
- Extremely strong
- 150 yd.



FQ48016
pk. 3/144

NATURAL POLYESTER THREAD

- Colorfast
- Washable
- Extremely strong
- 150 yd.



FQ48018
pk. 3/144

CAMEL POLYESTER THREAD

- Colorfast
- Washable
- Extremely strong
- 150 yd.



FQ48020
pk. 3/144

Sewing

BROWN POLYESTER THREAD

- Colorfast
- Washable
- Extremely strong
- 150 yds.

FQ48022
pk. 3/144



RED POLYESTER THREAD

- Colorfast
- Washable
- Extremely strong
- 150 yds.

FQ48024
pk. 3/144



WHITE MERCERIZED COTTON THREAD

- Colorfast
- Washable
- 150 yd.

FQ48026
pk. 3/144



BLACK MERCERIZED COTTON THREAD

- Colorfast
- Washable
- 150 yd.

FQ48028
pk. 3/144



2 PC. DENIM PATCHES

- 5" X 5"
- Low heat setting
- Washable

FQ49002
pk. 3/144



SWEATER/FABRIC COMBS

- Removes fuzz from fabrics

FQ49000
pk. 3/144



2 PC. FADED BLUE PATCHES

- 5" X 5"
- Low heat setting
- Washable

FQ49004
pk. 3/144



SMALL LINT ROLLER

- 15 Adhesive sheets

FQ49006
pk. 3/72



Planograms

TOP 20 ITEMS



LINT SHAVER

- Adhesive sheets

FQ49014
pk. 3/36



New Items!

3 PK. PAINTBRUSHES W/ COMFORT GRIP

- Synthetic bristle for interior/ exterior paints, stains, varnishes & enamels
- 1", 2", 3" Brush set



FQ33277
pk. 3/36

VINYL TAPE, ASSORTED COLORS - 5 PK.

- Perfect for repairs & organization around the home



FQ85403
pk. 3/24

NAILS ASSORTED - 550 PC .SET

- Reusable case
- 550 pc.
- 7 Different size nails



FQ50803
pk. 3/36

6" GIANT CARABINER W/ PADDED GRIP

- Perfect for garage use, camping, strollers & more!



FQ50131
pk. 3/72

2 PK. LEDs - WHITE

- Tap on & off LED lights
- Great for closets, cabinets, attics, sheds, camping or boating
- Wall or ceiling mountable
- Self stick



FQ20193
pk. 4/36

MINI SCREWDRIVER SET W/ FLASHLIGHT

- Magnetic screwdriver w/ pocket clip & bit storage compartment
- 8 Assorted mini bits
- 6 LED mini flashlight w/ strap



FQ20181
pk. 3/36

STUBBY TOOL SET W/ WRENCH - 12 PC.

- High strength carbon steel, rubberized comfort handle
- 10 pc. Screwdriver bits w/ holder
- Reversing ratchet screwdriver handle
- 6" adjustable wrench



FQ20309
pk. 3/24

PRECISION SCREWDRIVER - 7 PC.

- Reusable case
- 3 Phillips screwdrivers
- 3 Slotted screwdrivers



FQ16305
pk. 3/36

MINI STUBBY SCREWDRIVER SET - 40 PC.

- Mini ratcheting screwdriver set
- 1/4" Adapter
- 1/4" X 3" Extension
- 32 Precision screwdriver bits
- 5 Sockets



FQ20308
pk. 3/24

New Items!

POCKET MULTI - TOOL & LED LIGHT

- 6-in-1 multi-tool w/ LED light
- Knife, bottle opener, 2 slotted screwdrivers, Phillips screwdriver & super bright LED key chain



FQ20162
pk. 3/48

PICTURE HANGING KIT - 80 PC.

- Hang up to 30 pictures
- Reusable case



FQ50800
pk. 3/36

ANCHOR KIT - 112 PC.

- For light to medium support in drywall & masonry
- Reusable case



FQ50801
pk. 3/36

2 PK. CLAMPS

- Heavy duty spring
- Ideal for crafts, woodworking & household repairs



FQ50326
pk. 3/72

SELF STICK FURNITURE GLIDES - 16 PC.

- 16 Plastic glides
- 4 pc., 2-3/4"
- 4 pc., 1-3/4"
- 8 pc., 1"



FQ12314
pk. 3/48

TOOL KIT - 5 PC.

- Set includes:
2 - screwdrivers,
1 - slip joint pliers,
1 - 8 oz. Hammer

Bonus!
Nylon Carrying Pouch



FQ20304
pk. 4/12

HEX KEY SET - 8 PC.

- Sizes: 1/16", 5/64", 3/32", 1/8", 5/32", 3/16", 7/32", 1/4"



FQ20219
pk. 3/72

3 IN. LINE LEVEL - 2 PK.

- Large, easy to read bubble
- Use as line or surface level
- Professional accuracy



FQ20351
pk. 3/72

AquaPlumb® Faucet Program

AquaPlumb® boasts the industry's most feature-rich line of faucets.

Each model reflects years of plumbing experience and care that you have come to expect.

Look to AquaPlumb®, the best value, with the best faucets.





Kitchen Faucets

COMMERCIAL STYLE SPRING NECK FAUCETS


- For single hole installations
- Metal body
- Ceramic cartridge
- ABS spray head w/ two spray modes:
aerator & full spray
- Stainless steel hose
- Overall height 16.5"
- 1.8 GPM



1558040 Chrome Plated Display Box pk. 1/3

HI-ARC PULLDOWN KITCHEN FAUCET

- Use w/ baseplate for 3-hole installation
- Use w/out baseplate for 1-hole installation
- Ceramic cartridge
- Extra heavy metal body
- ABS spray head w/ two modes:
aerator & full-spray
- Black nylon reinforced spray hose
- 1.8 GPM



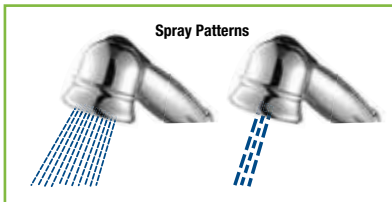
1558060 Chrome Plated Display Box pk. 1/3

1558061 Satin Nickel Display Box pk. 1/3

Kitchen Faucets

TEAPOT STYLE PULL-OUT KITCHEN DECK FAUCET

- Use w/ base plate for 8" 3-hole installation
- Use w/out base plate for 1-hole installation
- Ceramic cartridge & metal body
- Replacement cartridge #660143
- Copper supply tubes w/ 1/2" MPT connectors
- Matching pull-out spray head
- Spray or stream functions w/ rubber jets for easy cleaning
- 1.8 GPM



# 1558070	Chrome Plated	Display Box	pk. 1/3
# 1558071	Satin Nickel	Display Box	pk. 1/3
# 1558072	Oil-Rubbed Bronze	Display Box	pk. 1/3



PULL-OUT KITCHEN DECK FAUCET

- Use w/ base plate for 8" 3-hole installation
- Use w/out base plate for 1-hole installation
- Ceramic cartridge & metal body
- Replacement cartridge #660143
- Copper supply tubes w/ 1/2" MPT connectors
- Designer loop-lever handles
- Matching pull-out spray head
- Spray or stream functions w/ rubber jets for easy cleaning
- 1.8 GPM



# 1558020	Chrome Plated	Display Box	pk. 1/6
# 1558021	Satin Nickel	Display Box	pk. 1/6

SINGLE HANDLE KITCHEN FAUCET

- Fits 8" center
- Ball style cartridge & POM waterways, metal cover
- Copper inlets w/ 1/2" MPT connectors
- Spray models can work w/ or w/out matching spray
- Designer lever handle
- Chrome plated replacement handle, 660071
- Satin nickel replacement handle, 660081
- 1.8 GPM



# 1558010	Chrome Plated w/ Spray	Display Box	pk. 1/6
# 1558012	Chrome Plated w/out Spray	Display Box	pk. 1/6
# 1558011	Satin Nickel w/ Spray	Display Box	pk. 1/6
# 1558013	Satin Nickel w/out Spray	Display Box	pk. 1/6

Kitchen Faucets

TWO HANDLE GOOSENECK KITCHEN FAUCET

- Fits 8" center
- POM cartridge & waterways, metal cover
- Metal threaded shaft
- Matching wave-lever handles
- Spray models can work w/ or w/out matching spray
- 1.8 GPM



# 1558030	Chrome Plated w/ Spray	Display Box	pk. 1/6
# 1558032	Chrome Plated w/out Spray	Display Box	pk. 1/6
# 1558031	Satin Nickel w/ Spray	Display Box	pk. 1/6
# 1558033	Satin Nickel w/out Spray	Display Box	pk. 1/6

TWO HANDLE KITCHEN FAUCET


- Fits 8" center
- POM cartridge & waterways, metal cover
- Metal threaded shaft
- Matching wave lever handles
- Spray models can work w/ or w/out matching spray
- C1742C & C1742H stems
- Chrome plated replacement handle, 660001
- Satin nickel replacement handle, 660011
- 1.8 GPM



# 1558001	Chrome Plated w/ Spray	Display Box	pk. 1/6
# 1558003	Chrome Plated w/out Spray	Display Box	pk. 1/6
# 1558002	Satin Nickel w/ Spray	Display Box	pk. 1/6
# 1558004	Satin Nickel w/out Spray	Display Box	pk. 1/6

SINGLE HANDLE KITCHEN FAUCET

- Fits 8" center
- Stainless steel, copper waterways, metal cover
- Copper inlets w/ 1/2" MPT
- Lever handle
- Uses Delta® style ball, seats & handles
- 1.8 GPM



# 1550010	Faucet w/out Spray	Chrome Plated	Display Box	pk. 1/12
# 1550110	Faucet w/ Spray	Chrome Plated	Display Box	pk. 1/12

SINGLE HANDLE KITCHEN FAUCET w/ DECK MOUNTED SPRAY

- Fits 8" center, 3-hole installation
- Stainless steel ball, POM waterways
- Copper Inlets w/ 1/2" MPT
- Lever handle
- Uses Delta® style ball, seats & handles
- 1.8 GPM



# 1558015	Chrome Plated	Display Box	pk. 1/12
-----------	---------------	-------------	----------

Kitchen Faucets

TWO HANDLE HIGH SPOUT KITCHEN FAUCET

- Fits 8" faucet center
- POM waterways, metal cover
- Metal threaded shaft
- Uses Delta® style cartridges, seats & handles C1740HC
- 1.8 GPM



# 1558050	Chrome Plated w/ Spray	Display Box	pk. 1/6
# 1558052	Chrome Plated w/out Spray	Display Box	pk. 1/6

TWO HANDLE HIGH SPOUT KITCHEN FAUCET

- Fits 8" center
- POM waterways, metal cover, acrylic handles
- Metal threaded shaft
- Uses Delta® style stem, seats & handles
- 1.8 GPM



# 1550505	Faucet w/ Spray	Chrome Plated	Display Box	pk. 1/12
# 1550500	Faucet w/ out Spray	Chrome Plated	Display Box	pk. 1/12

TWO HANDLE KITCHEN FAUCET

- Fits 8" center
- POM waterways, metal cover, acrylic handles
- Metal threaded shaft
- Uses Delta® style stem, seats & handles
- 1.8 GPM



# 1550450	Faucet w/ Spray	Chrome Plated	Display Box	pk. 1/12
# 1550400	Faucet w/ out Spray	Chrome Plated	Display Box	pk. 1/12

TWO HANDLE HEAVY PATTERN KITCHEN FAUCET

- Fits 8" center
- Solid brass body w/ brass shanks
- Uses Gerber® style stems, handles & spout
- Brass compression stem, replaceable seats, chrome plated canopy handles
- 2.0 GPM



# 1812103	Faucet w/ Spray	Chrome Plated	Display Box	pk. 1/6
# 1812101	Faucet w/out Spray	Chrome Plated	Display Box	pk. 1/6

Kitchen Faucets

Non-Metallic (Plastic)

- Naturally lead free
- Corrosion resistant
- Excellent value
- Outlasts metal faucets when used w/ hard or briny water



Kitchen Faucets Non-Metallic (Plastic)

SINGLE HANDLE PLASTIC KITCHEN FAUCET


- Fits 8" center
- POM cartridge & waterways
- Plastic cover & handles
- 1.8 GPM



# 1558081	Faucet w/ Spray	Chrome Plated	Clamshell	pk. 1/6
# 1558080	Faucet w/ out Spray	Chrome Plated	Clamshell	pk. 1/6

TWO HANDLE FANCY PLASTIC KITCHEN FAUCET

- Fits 8" center
- Teapot handles
- POM cartridge & waterways
- Plastic cover & handles
- 1.8 GPM



# 1558091	Faucet w/ Spray	Chrome Plated	Clamshell	pk. 1/6
# 1558090	Faucet w/ out Spray	Chrome Plated	Clamshell	pk. 1/6

TWO HANDLE PLASTIC KITCHEN FAUCET

- Fits 8" center
- Acrylic handles
- POM cartridge & waterways
- Plastic cover & handles
- Replacement stem C1740CH, replacement handles C342
- 1.8 GPM



# 1551015	Faucet w/ Spray	Chrome Plated	Clamshell	pk. 6
# 1551010	Faucet w/out Spray	Chrome Plated	Clamshell	pk. 6



Bathroom Faucets

Two Handle High Spout Teapot Bathroom Faucet

- Fits 4" center
- High gooseneck swivel spout for greater coverage & clearance
- POM cartridge & waterways, metal cover
- Metal threaded shaft
- Matching lever handles
- W/ matching plastic pop-up
- C174C & C1742H stems
- 1.2 GPM



# 1554040	Chrome Plated	Display Box	pk. 1/6
# 1554041	Satin Nickel	Display Box	pk. 1/6
# 1554042	Oil Rubbed Bronze	Display Box	pk. 1/6

Wide-Spread Bathroom Faucet

- Hi-Arc design for maximum clearance
- POM cartridge for durability & ease of use
- Brass body w/ POM waterways
- Matching wave lever handles
- C1742C & C1742H Replacement stems
- Chrome plated replacement handle-660001
- Satin nickel replacement handle-660011
- W/ matching plastic pop-up
- 1.2 GPM



# 1554050	Chrome Plated	Display Box	pk. 1/3
# 1554051	Satin Nickel	Display Box	pk. 1/3

Bathroom Faucets

TWO HANDLE HIGH SPOUT BATHROOM FAUCET

- Fits 4" center
- High spout design for maximum clearance
- POM cartridge & waterways, metal cover
- Metal threaded shaft
- Matching wave lever handles
- Chrome plated replacement handle, 660001
- Satin nickel replacement handle, 660011
- W/ matching plastic pop-up
- C174C & C1742H stems
- 1.2 GPM



# 1554030	Chrome Plated	Display Box	pk. 1/6
# 1554031	Satin Nickel	Display Box	pk. 1/6
# 1554032	Oil Rubbed Bronze	Display Box	pk. 1/6

SINGLE HANDLE BATHROOM FAUCET

- Fits 4" center
- Ball style cartridge & POM waterways, metal cover
- Copper inlets w/ metal threaded shaft
- Matching lever handle
- W/ matching plastic pop-up
- Replacement handle chrome plated 660041
- Replacement handle satin nickel 660042
- 1.2 GPM



# 1554010	Chrome Plated	Display Box	pk. 1/6
# 1554011	Satin Nickel	Display Box	pk. 1/6

TWO HANDLE BATHROOM FAUCET

- Fits 4" center
- POM cartridge & waterways, metal cover
- Metal threaded shaft
- Matching wave lever handles
- Replacement handle chrome plated 660001
- Replacement handle satin nickel 660011
- W/ matching plastic pop-up
- C174C & C1742H stems
- 1.2 Gpm



# 1554001	Chrome Plated	Display Box	pk. 1/6
# 1554002	Satin Nickel	Display Box	pk. 1/6

SINGLE HANDLE BATHROOM FAUCET

- Fits 4" center
- Acrylic globe style handle, metal body
- New modern softer rounded shape
- Copper inlets w/ 1/2" MPT connectors
- Uses Delta® style ball, seats & handles
- 1.2 GPM



# 1554020	Faucet w/ out Pop-Up	Chrome Plated	Display Box	pk. 1/12
# 1554021	Faucet w/ Pop-Up	Chrome Plated	Display Box	pk. 1/12

SINGLE HANDLE BATHROOM FAUCET

- Fits 4" center
- Acrylic globe style handle, metal body
- Copper inlets w/ 1/2" MPT
- Uses Delta® style ball, seats & handles
- 1.5 GPM



# 1550210	Faucet w/ Plastic Pop-Up	Chrome Plated	Display Box	pk. 1/12
# 1550200	Faucet w/out Pop-Up	Chrome Plated	Display Box	pk. 1/12

Bathroom Faucets

SINGLE HANDLE BATHROOM FAUCET

- Fits 4" center
- Metal handle, metal body
- Copper inlets w/ 1/2" MPT connectors
- Uses Delta® style ball, seats & handles
- 1.5 GPM



# 1550203	Faucet w/ Brass Pop-Up	Chrome Plated	Display Box	pk. 1/12
# 1550205	Faucet w/out Pop-Up	Chrome Plated	Display Box	pk. 1/12

TWO HANDLE BATHROOM FAUCET

- Fits 4" center
- New modern rounded body design
- POM waterways, metal cover, acrylic handles
- Metal threaded shaft
- Uses Delta® style stem, seats & handles
- 1.2 GPM



# 1550600	Chrome Plated w/out Pop-Up	Display Box	pk. 1/12
# 1550601	Chrome Plated w/ Pop-Up	Display Box	pk. 1/12

TWO HANDLE BATHROOM FAUCET

- Fits 4" center
- POM waterways, metal cover, acrylic handles
- Metal threaded shaft
- Uses Delta® style stem, seats & handles
- 1.2 GPM



# 1550250	Faucet w/out Pop-Up	Chrome Plated	Display Box	pk. 1/12
# 1550350	Faucet w/ Plastic Pop-Up	Chrome Plated	Display Box	pk. 1/12
# 1550300	Faucet w/ Brass Pop-Up	Chrome Plated	Display Box	pk. 1/12

TWO HANDLE HANDICAP BATHROOM FAUCET

- Fits 4" center
- POM waterways, metal cover, metal handles
- Metal threaded shaft
- Uses Delta® style stem, seats & handles
- Stainless steel clad plastic grid drain assembly
- 1.2 GPM



# 1550301	Faucet w/ Grid Drain	Chrome Plated	Display Box	pk. 1/12
-----------	----------------------	---------------	-------------	----------

TWO HANDLE HEAVY PATTERN BATHROOM FAUCET (ROSLYN)

- Fits 4" center
- Solid brass body w/ brass shanks
- Brass compression stem, replaceable seats, chrome plated canopy handles
- Uses Gerber® style replacement parts
- 1.5 GPM



# 1820070	Faucet w/ Brass Pop-Up	CP	Craft Box w/ Sleeve	pk. 1/12
-----------	------------------------	----	---------------------	----------

Bathroom Faucets

TWO HANDLE ROSLYN STYLE CP BATHROOM FAUCET

- Hybrid design
- Uses Gerber style compression stems & handles
- 1.2 GPM



# 1820080	Faucet w/ Brass Pop-Up	CP	Display Box	pk. 1/12
-----------	---------------------------	----	-------------	----------

Non-Metallic (Plastic)

- Naturally lead free
- Corrosion resistant
- Excellent value
- Outlasts metal faucets when used w/ hard or briny water



Non-Metallic (Plastic) Bathroom Faucets

SINGLE HANDLE PLASTIC BATHROOM FAUCET

- Fits 4" center
- POM cartridge & waterways
- Plastic cover & handle
- Acrylic handle
- 1.2 GPM



# 1554081	Faucet w/ Plastic Pop-Up	Chrome Plated	Clamshell	pk. 1/6
# 1554080	Faucet w/out Pop-Up	Chrome Plated	Clamshell	pk. 1/6

TWO HANDLE FANCY PLASTIC BATHROOM FAUCET

- Fits 4" center
- Teapot handles
- POM cartridge & waterways
- Plastic cover & handles
- 1.2 GPM



# 1554091	Faucet w/ Plastic Pop-Up	Chrome Plated	Clamshell	pk. 1/6
# 1554090	Faucet w/out Pop-Up	Chrome Plated	Clamshell	pk. 1/6

TWO HANDLE PLASTIC BATHROOM FAUCET

- Fits 4" center
- Acrylic handles
- POM cartridge & waterways
- Plastic cover & handles
- Replacement stem C1740CH
- Replacement handles C342
- 1.2 GPM



# 1551115	Faucet w/Plastic Pop-Up	Chrome Plated	Clamshell	pk. 6
# 1551110	Faucet w/out Pop-Up	Chrome Plated	Clamshell	pk. 6



Tub & Shower

SINGLE HANDLE TUB/SHOWER FAUCET

- Ceramic cartridge, solid brass construction
- Pressure balanced/scald guard design
- Integral stops
- W/ tub diverter spout, shower head & shower arm
- 1/2 FPT inlets
- W/ lever handle for ADA compliance
- Replacement cartridge 1550223
- Replacement handle 600068
- 2.5 GPM



# 1550221	Chrome Plated	Display Box	pk. 1/6
# 1550222	Satin Nickel	Display Box	pk. 1/6

SINGLE HANDLE TUB/SHOWER FAUCET

- Brass ball, brass body, acrylic globe style handle
- Uses Delta® style replacement parts
- Chrome plated trim
- W/ tub diverter spout, shower head & shower arm
- 2.5 GPM



# 1550220	Chrome Plated	Display Box	pk. 1/12
-----------	---------------	-------------	----------

Tub & Shower *(continued)*

THREE HANDLE TUB/SHOWER FAUCET

- Fits 8" center
- Brass compression stems, replaceable seats, canopy handles
- W/ tub diverter spout, bell escutcheons, shower head & shower arm
- Uses Price/Pfister® style replacement parts
- 2.5 GPM



1855050 Chrome Plated Display Box pk. 1/10



THREE HANDLE TUB/SHOWER FAUCET, 11" CENTER

- Fits 11" center
- Solid brass construction
- Brass compression stems, replaceable seats & canopy handles
- W/ tub spout, bell escutcheons, shower arm, shower arm flange & shower head
- Uses Price/Pfister® style replacement parts
- 2.5 GPM



1855052 Chrome Plated Display Box pk. 1/4



TWO HANDLE TUB/SHOWER FAUCET

- Fits 8" center
- Brass compression stems, replaceable seats, canopy handles
- Uses Price/Pfister® style replacement parts
- W/ tub diverter spout, bell escutcheons, shower head & shower arm
- 2.5 GPM



1854030 Chrome Plated Display Box pk.1/10



TWO HANDLE SHOWER FAUCET

- Fits 8" center
- Brass compression stems, replaceable seats, canopy handles
- Uses Price/Pfister® style replacement parts
- W/ shower head, bell escutcheons & shower arm
- 2.5 GPM



1854010 Chrome Plated Display Box pk. 1/12



Tub & Shower *(continued)*

TWO HANDLE TUB FAUCET

- Fits 8" center
- Brass compression stems, replaceable seats, canopy handles
- W/ tub spout & bell escutcheons
- Uses Price/Pfister® style replacement parts



1854020 Chrome Plated Display Box pk. 1/6

THREE HANDLE HEAVY PATTERN TUB/SHOWER FAUCET

- Fits 8" center
- Brass compression stem, replaceable seats, chrome plated canopy handles
- W/ tub spout, shower head & shower arm
- Uses Gerber® style stems, seats, handles & spout
- 2.5 GPM



1855051 Chrome Plated Craft Box w/ Sleeve pk. 1/6

TWO HANDLE STALL SHOWER FAUCET

- 4" Center
- Brass compression stem, replaceable seats, chrome plated canopy handles
- W/ shower head & shower arm
- Replacement stems C1753C & C1753H
- Replacement handles 381P
- 2.5 GPM



1850022 Chrome Plated Plain Box w/ Label pk. 1/12

THREE HANDLE TUB/SHOWER FAUCET

- Fits 8" center
- 1/4"- Turn washerless stems
- Acrylic handles
- W/ tub spout, shower head, arm & escutcheon
- Uses Delta® style replacement parts
- 2.0 GPM shower head



1855055 Chrome Plated Display Box pk. 1/10

Tub & Shower *(continued)*

Two Handle Tub/Shower Faucet

- Fits 8" center
- 1/4" - Turn washerless stems
- Acrylic handles
- W/ tub diverter spout, shower head, arm & escutcheon
- Uses Delta® style replacement parts
- 2.0 GPM



1854015 Chrome Plated Display Box pk. 1/10

Two Handle Shower Faucet

- Fits 8" center
- 1/4-Turn washerless stems
- Acrylic handles
- W/ shower head, arm & escutcheon
- Uses Delta® style replacement parts
- 2.0 GPM shower head



1854035 Chrome Plated Display Box pk. 1/10

Two Handle Tub Faucet

- Fits 8" center
- 1/4-Turn washerless stems
- Acrylic handles
- W/ tub spout
- Uses Delta® style replacement parts



1854025 Chrome Plated Display Box pk. 1/10



Specialty Faucets

Two Handle Gooseneck Bar Faucet

- Fits 4" center
- POM cartridge & waterways
- Metal threaded shaft
- Premium wave lever handles
- Stainless steel spouts
- Replacement chrome plated handle 660001
- Replacement satin nickel handle 660011
- Replacement stems C1742C & C1742H
- 1.8 GPM



# 1822025	Chrome Plated	Display Box	pk. 1/12
# 1822026	Satin Nickel	Display Box	pk. 1/12

Two Handle Gooseneck Bar Faucet

- Fits 4" center
- POM cartridge & waterways
- Metal threaded shaft
- Stainless steel spout
- Replacement handle 600341
- Uses Delta® style stem & seats
- 1.8 GPM



# 1822020	Chrome Plated	Display Box	pk.1/12
-----------	---------------	-------------	---------

Specialty Faucets *(continued)*

Two Handle Non-Metallic Bar Faucet

- Fits 4" center
- Acrylic handles
- Stainless steel swivel spout
- POM cartridge & waterways
- Plastic cover
- Replacement stem C1740CH
- Replacement handles C342
- 1.8 GPM



1552020 Chrome Plated Clamshell pk. 1/6

Pull-Out Laundry & Utility Faucet

- Pull-out spray head for easy coverage of large sinks or for filling buckets
- Non-metallic construction for long lasting corrosion & impact resistance
- 4" Center
- Fits 3-hole laundry tubs or sinks
- 1/4 turn washerless cartridges
- Aerator & spray functions
- Uses Delta® style replacement parts
- 2.5 GPM



1836015 Chrome Plated Display Box pk. 1/12

Two Handle Laundry Tray Faucet

- Fits 4" center
- Acrylic handles
- Pom cartridge & waterways
- Metal threaded shaft, bottom mount
- Uses Delta® Style stems, seats & handles
- Spout threaded for garden hose connection



1836010 Chrome Plated Display Box pk.1/12

Two Handle Handicap Laundry Tray Faucet

- Fits 4" center
- CP Die cast wing lever handles
- POM cartridge & waterways
- Metal threaded shaft, bottom mount
- Uses Delta® style stems, seats & handles
- W/ adapter for garden hose connection
- Aerator spray for splash-free performance
- 4.0 GPM



1836050 Chrome Plated Display Box pk. 1/12

Two Handle Rough Brass Laundry Tray Faucet

- Solid brass body chrome plated lever handles
- Mounts on faucet block for top supply w/ 1/2" IPS unions
- Uses 1/4 turn stems, seats & handles
- W/ adapter for standard or hose thread outlet spout
- Replacement stems C1742C & C1724H
- Replacement handle 600351



1828010 Rough Brass Display Box pk.1/12

Specialty Faucets (continued)

WATER FILTER FAUCET

- Chrome plated brass
- On-Call or constant-flow modes
- 1/4" compression inlet connection
- W/ adapter to work w/ 3/8" compression



1815 Chrome Plated Display Box pk. 1/12

TWO HANDLE COMBO WALL MOUNT KITCHEN FAUCET W/ 8" CAST SPOUT

- Solid brass body w/ adjustable concentric flanges to fit 7"-9" center
- Brass compression stem, replaceable seats
- W/ soap dish
- Uses Price/Pfister® replacement parts



1800080 Chrome Plated Display Box pk. 1/12

TWO HANDLE COMBO WALL MOUNT KITCHEN FAUCET W/ 12" TUBULAR SPOUT

- Solid brass body w/ adjustable concentric flanges to fit 7"-9" center
- Brass compression stem, replaceable seats
- W/ soap dish
- Uses Price/Pfister® replacement parts



1800090 Chrome Plated Display Box pk. 1/12

TWO HANDLE COMBO WALL MOUNT KITCHEN FAUCET, COMMERCIAL GRADE, 12" TUBULAR SPOUT

- Fits 8" center
- Brass compression stem, replaceable seats
- Solid brass body w/ adjustable concentric flanges
- Uses T&S® replacement parts



1800091 Chrome Plated Display Box pk. 1/12

1800092 Replacement Stems PR/Bag pk. 1/25

1800093 Replacement Handles PR/Bag pk. 1/25



TWO HANDLE SERVICE-SINK FAUCET

- Solid, strong, cast brass construction
- Ceramic disc, quarter-turn stems
- 1/2" flanged inlets w/ unions
- MGHT outlet on spout
- Hook on front of spout to hang bucket
- Spout wall support
- Integrated vacuum breaker (ASSE 1001)
- Lever handles
- ASME A112.18.1/CSA B125.1



1800050 N.P. Brass Labeled Box pk. 1/3

Specialty Faucets *(continued)*

TYPE "0" BATHCOCK FAUCET

- 3-3/8" Center
- 3/4" brass threaded inlets
- Brass compression stem, replaceable seats
- Solid brass body w/ metal cover
- Uses Price/Pfister® style replacement parts



1841303 W/ Barbed Spout Plain Box w/ for Outlet Label pk. 1/20

TYPE "0" BATHCOCK FAUCET

- 3-3/8" Center
- 3/4" brass threaded inlets
- Brass compression stem, replaceable seats
- Solid brass body w/ metal cover
- Uses Price/Pfister® style replacement parts



1841310 W/ Gooseneck Spout for Outlet Plain Box w/ Label pk. 1/20

1825P Gooseneck Spout Bulk/Bagged pk. 1/25/200

TYPE "3" BATHCOCK FAUCET

- 3-3/8" Center
- 3/4" brass threaded inlets
- Brass compression stem, replaceable seats, chrome plated cross handles
- Solid brass body



1840030 Barbed Spout for Outlet Plain Box w/ Label pk. 1/12

ADD-A-SHOWER BATHCOCK/DIVERTER

- 3/8" FPT swivel riser adapter
- Faucet has 3-3/8" center & 3/4" IPS inlet.
- Replacement stem C1791C or C1791H



1869040 Boxed pk. 1/12

SINGLE BASIN FAUCET

- Solid brass body w/ hybrid waterway
- Ceramic 1/4-turn cartridge
- Aerator outlet
- Cross handle w/ hot & cold buttons
- 1.2 GPM



1829036 Chrome Plated Display Box pk. 1/12

SINGLE BASIN FAUCET

- Solid brass body & shaft
- Cross handle
- W/ both hot & cold index buttons



1829015 Chrome Plated Heavy Poly Bag w/ Label pk. 1/12/72

Specialty Faucets *(continued)*

SELF CLOSING SINGLE BASIN FAUCET

- Solid brass body & shaft
- Cross handle
- Aerator outlet
- Both hot & cold index buttons
- 1.2 GPM



1829030 Chrome Plated Heavy Poly Bag w/Label pk.1/6/24

CHROME PLATED SINK BIBB

- Solid brass body
- Compression style
- Aerator outlet
- 1/2" FPT inlet w/ flange
- Tee handle
- 1.8 GPM



4510355 Chrome Plated Display Box pk. 1/12

CHROME PLATED BRASS SINK BIBB

- 3/4" Garden hose outlet
- 1/2" FPT inlet w/ flange
- Fly tag w/ retail bar code



4510350 Chrome Plated Fly Tag pk. 1/12/72

Components

PULL-OUT FAUCET HEAD

- Replacement head for most pull out kitchen faucets, including our numbers: 600140, 600145, 1558020 & 1558021




600141 Replacement Head for 600140 & 1558020 Chrome pk. 1/50

600146 Replacement Head for 600145 & 1558021 Satin Nickel pk. 1/50

PULL-OUT FAUCET HOSE

- Replacement hose for most pull out kitchen faucets, including our numbers: 600140, 600145, 1558020, 1558021, 1558070, 1558071 & 1558072
- 1/4 male w/ adapter for 1/4 female

660144 Bulk pk. 1/25/100




Components (continued)

STEMS/CARTRIDGES/SEATS

• Stems come together w/ seats

# C1742C	Stem & Seats for Two Handle – Cold	Carded	pk. 4/48
# C1742H	Stem & Seats for Two Handle – Hot	Carded	pk. 4/48
# C1740CH	Stem & Seats for Washerless	Clamshell	pk. 4/48
# C1807A	S.S. Ball for Single Handle Kitchen	Blister	pk. 6/144
# C1809A	S.S. Ball for Single Handle Bathroom	Blister	pk. 6/144
# C1754CH	Stem for Compression Tub/Shower	Blister	pk. 4/48
# C1759D	Diverter Stem for Comp. Tub/Shower	Blister	pk. 4/48
# C1756C	Cold Stem for Heavy Kitchen & Lav	Blister	pk. 4/48
# C1756H	Hot Stem for Heavy Kitchen & Lav	Blister	pk. 4/48
# C1757CH	Stem for Heavy Tub/Shower	Blister	pk. 4/48
# C1744D	Diverter Stem for Heavy Tub/Shower	Blister	pk. 4/48
# C1753C	Cold Stem for Wall Mount	Blister	pk. 4/48
# C1753H	Hot Stem for Wall Mount	Blister	pk. 4/48



HANDLES

# 660001	Chrome Plated 2 Handle for Lav & Kitchen, Pr.	Bulk	pk. 1/25
# 660011	Satin Nickel 2 Handle for Lav & Kitchen, Pr.	Bulk	pk. 1/25
# 660041	Chrome Plated Single Handle for Lav	Bulk	pk. 1/25
# 660042	Satin Nickel Single Handle for Lav	Bulk	pk. 1/25
# 660071	Chrome Plated Single Handle for Kitchen	Bulk	pk. 1/25
# 660081	Satin Nickel Single Handle for Kitchen	Bulk	pk. 1/25
# 660002	Cap for Spray Outlet	Bulk	pk. 1/25/500
# C342	Acrylic Handle for Washerless	Blister	pk. 6/72
# C340	Acrylic Handle for 1 Handle Lav	Blister	pk. 6/72
# C341	Acrylic Handle for 1 Handle Tub/Show	Blister	pk. 6/72
# C384	CP H & C Handles for Comp. Tub/Show	Blister	pk. 6/72
# C382	CP Div. Handle for Comp. Tub/Show	Blister	pk. 6/72
# C406	CP H & C Handles for Heavy Tub/Show	Blister	pk. 6/72
# C406A	CP Div. Handle for Heavy Tub/Show	Blister	pk. 6/72
# 600351	Handles for Laundry Faucet	Bulk	pk. 1/25
# 600341	Handles for Bar Faucet	Bulk	pk. 1/25



Genuine Gerber®

TWO HANDLE KITCHEN DECK FAUCETS

- AB1953 ultra-low lead compliant
- Fits 8" center
- Compression style
- Chrome plated

GERBER.



GERBER #	SPOUT	SPRAY	CONSTRUCTION	PACK
# 42-406	8" Tubular	Domestic No	Cast Brass Underbody	Box pk. 1/12
# 42-426	8" Tubular GooseNeck	Domestic No	Cast Brass	Box pk. 1/12
# 42-416	8" Cast	Domestic No	Cast Brass Underbody	Box pk. 1/12
# 42-116	8" Cast	Domestic No	Cast Brass Body	Box pk. 1/12
# 42-216	8" Cast	Import Yes	Cast Brass Body	Box pk. 1/12
# 42-516	8" Cast	Import Yes	Cast Brass Underbody	Box pk. 1/12



SINGLE HANDLE KITCHEN DECK FAUCET

- Fits 8" center
- AB1953 ultra-low lead compliant
- Chrome plated

GERBER.



GERBER #	SPOUT	SPRAY	HOLE	PACK
# 40-400	10" Cast	Yes	Fits 3-Hole	Boxed pk. 1/6



TWO HANDLE BATHROOM DECK FAUCETS

- Fits 4" center
- AB1953 ultra-low lead compliant
- Chrome plated

GERBER.



GERBER #	TYPE	HANDLES	POP-UP	PACK
# 43-411	Import	Compression Chrome	No	Boxed pk. 1/6
# 43-431	Domestic	Compression Chrome	Yes	Boxed pk. 1/6



SINGLE HANDLE BATHROOM DECK FAUCET

- Fits 4" center
- AB1953 ultra-low lead compliant
- Ceramic cartridge
- Loop lever handle
- Chrome plated

GERBER.



GERBER #	TYPE	HANDLES	POP-UP	PACK
# 40-524	Ceramic	Chrome	Yes	Boxed pk. 1/6



Genuine Gerber® (continued)

SINGLE HANDLE CARTRIDGE

GERBER.

- Fits lavatory (40-524) & kitchen (40-400)



92-298 Bulk pk. 1/8

POP-UP ASSEMBLY

GERBER.

- Complete
- Chrome plated



43-973 Cast Brass Body Boxed pk. 1/12

TWO HANDLE GOOSENECK BAR FAUCET

GERBER.

- Fits 4" center
- 8" Swing spout
- Compression cartridges
- Chrome plated



49-251 Cast Brass Body Boxed pk. 1/12

TWO HANDLE LAUNDRY FAUCET

GERBER.

- Fits 4" center
- AB1953 ultra-low lead compliant
- 6" swivel spout, MGHT end
- Compression cartridges
- Chrome plated



49-244 Cast Brass Body Boxed pk. 1/12

Genuine Gerber® (continued)

TWO HANDLE WALL MOUNT COMBO FAUCET w/ SOAP DISH

- Concentric flanges fit 7"-9" centers
- AB1953 ultra-low lead compliant
- Compression cartridges
- Chrome plated

GERBER.



# 42-691	8" Spout	Boxed	pk. 1/10
# 42-631	12" Spout	Boxed	pk. 1/10

TUB & SHOWER VALVES

- IPS/sweat
- Compression style
- Chrome plated

GERBER.

GERBER #	DESCRIPTION	CENTER	HANDLES		
# 48-220	Shower Only	8"	2	Boxed	pk. 1/8
# 48-030	Tub & Shower	8"	3	Boxed	pk. 1/8
# 48-034	Int. Stop Tub & Shower	8"	3	Boxed	pk. 1/6
# 46-220	Tub & Shower	6"	2	Boxed	pk. 1/8
# 47-130	Tub & Shower	11"	3	Boxed	pk. 1/8



FOUR HANDLE TUB & SHOWER FAUCETS

- Separate controls for tub & shower
- IPS/sweat
- Compression style
- Chrome plated
- Two hot handles & two cold handles

GERBER.

# 46-430	6" Center	Boxed	pk. 1/6
----------	-----------	-------	---------



SINGLE HANDLE TUB & SHOWER VALVE

- Pressure balanced
- Loop lever handle
- Chrome plated

GERBER.



GERBER #	DESCRIPTION	CONNECTIONS		
# 49-730	Tub & Shower	IPS/Sweat	Boxed	pk. 1/8
# G9-130	Trim Only for # 49-730		Boxed	pk. 1/12
# 49-023	Tub & Shower	IPS/Sweat	Boxed	pk. 3
# 97-014	Pressure Balance Cartridge for 49-730		Bulk	pk. 1
# 97-022	Pressure Balance Stem & Bonnet for 49-730		Bulk	pk. 1



49-730 69-130



49-023



97-014

97-022

Genuine Gerber® (continued)

**SINGLE SHOWER VALVES & TWO HANDLES
(HOT & COLD)**



- 1/2" IPS
- Tile stop
- Chrome plated



47-760 Chrome Plated Boxed pk. 1/8

BATH WASTE W/ PREADJUSTABLE LINKAGE



- Trip lever style
- Fits most tubs 14" to 16" high
- Cast brass body
- 20 Gauge tubular
- Exposed trim chrome plated



GERBER # CONNECTIONS

# 41-818	Trip Lever Waste Complete	Boxed	pk. 1/10
# 97-171	Trip Plate & Plunger	Bulk	pk. 1/6

Genuine Delta®

KITCHEN FAUCETS



- 8" Spout
- ADA compliant
- Cast style lever handle
- Chrome plated



DELTA # HOLES CENTERS SPRAY INLET

# 100-DST	3	6" or 8"	No	3/8" Pex Tubes	Boxed	pk. 1/3
# 120LF	3	8"	No	1/2" IPS Shanks	Boxed	pk. 1/3
# 300-DST	3	8"	Yes	3/8" Pex Tubes	Boxed	pk. 1/3
# 400-DST	3	6" or 8"	Yes	3/8" Pex Tubes	Boxed	pk. 1/3

BATHROOM FAUCETS



- 4" Center
- AB1953 ultra-low lead compliant
- 3-Hole installation
- Brass pop-up
- Lever handle
- ADA compliant
- Chrome plated



520-MPU-DST 3/8" Pex Tube Inlet Boxed pk. 1/3



Aquaplumb® & Jones-Stephens Toilet Seat Program

We offer the best combination of quality, packaging & price.

Years of experience are put into each seat. From the extra-strong hinges to the exact colors, no detail is overlooked.

Bright, modern, attractive retail packaging, with complete descriptions.

Designed to hang from the carrying handle.

Extra strong, color matched hinges.

Also available, boxed for shelf stock or wholesale.



Wood Seats

- Perfect color match to most brands of toilets
- Color matched hinges for clean consistent look
- Extra-strength hinges for durability
- Double-coated paint process assures long-lasting finish
- Retail or Commercial/MRO packaging available

Plastic Seats

- High-impact plastic — won't break or crack under normal use
- Extra-strength hinges for durability
- Easy to clean & sanitize
- Attractive packaging can be hung-up for stacked on a shelf



Soft Seats

- Great promotional items — priced to move
- Available in most common colors
- Attractive packaging can be hung-up or stacked on a shelf

Commercial Seats

- Commercial grade high-impact plastic — designed to withstand abuse
- Steel or stainless steel pin hinges for long-lasting durability
- Easy to clean & sanitize
- Individually boxed



Wood Seats

ROUND

- Color matched concealed screw hinges
- Fits round bowl • Hang-up display
- Closed front w/ cover

White

CTS100W Hang-Up Display pk. 6 (No Break)



ROUND

- Color matched concealed screw hinges
- Fits round bowl
- Hang-up display
- Closed front w/ cover

Bone

CTS100B0 Hang-Up Display pk. 6 (No Break)



ROUND

- Color matched concealed screw hinges
- Fits round bowl
- Hang-up display
- Closed front w/ cover

Pink

CTS100PK Hang-Up Display pk. 6 (No Break)



ROUND

- Color matched concealed screw hinges
- Fits round bowl
- Hang-up display
- Closed front w/ cover

Blue

CTS100BL Hang-Up Display pk. 6 (No Break)



ELONGATED

- Fits elongated bowl
- Color matched concealed screw hinges
- Hang-up display • Closed front w/ cover

White

CTS104W Hang-Up Display pk. 6 (No Break)



Bone

CTS104B0 Hang-Up Display pk. 6 (No Break)

Wood Seats (continued)

PREMIUM HINGE & PREMIUM BEVELED EDGE

- W/ chrome plated bar metal hinge
- Fits round bowl



Chrome Plated Bar Metal Hinge

White

Hang-Up Display

CTS100W-CH Hang-Up Display pk. 1/6 (No Break)

White

Individually Boxed

TS100W-CH Individually Boxed pk. 1/6 (No Break)



PREMIUM BEVELED EDGE

- Hang-up display
- Color matched concealed screw hinges

White

CTS100W-BV Round Hang-Up Display pk. 1/6 (No Break)

CTS104W-BV Elongated Hang-Up Display pk. 1/6 (No Break)



PREMIUM BEVELED EDGE

- Hang-up display
- Color matched concealed screw hinges

Bone

CTS100B0-BV Round Hang-Up Display pk. 1/6 (No Break)

CTS104B0-BV Elongated Hang-Up Display pk. 1/6 (No Break)



Wood Seats *(continued)*

SHELL SHAPE

- Fits round bowl

White



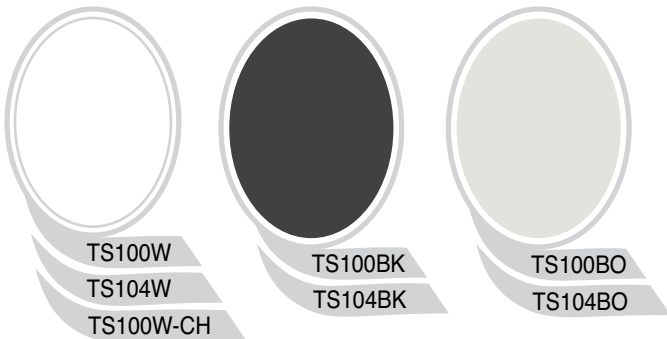
**Chrome Plated
Metal Hinges**



CTS100SHELL Hang-up Display pk. 1/4

Boxed Wood Seats

- Individually boxed w/ cut-out window to see seat color
- Regular, closed front, w/ cover
- Perfect color match to most brands of toilets.
- Double-coated paint process assures long-lasting finish
- Concealed screw hinges



TS100W

TS104W

TS100W-CH

TS100BK

TS104BK

TS100BO

TS104BO



ROUND-FRONT

- # TS100W White Color Matched Hinge Boxed pk. 1/6
- # TS100W-CH White Chrome Hinge Boxed pk. 1/6
- # TS100BO Bone Color Matched Hinge Boxed pk. 1/6
- # TS100BK Black Color Matched Hinge Boxed pk. 1/6

ELONGATED

- # TS104W White Color Matched Hinge Boxed pk. 1/6
- # TS104BO Bone Color Matched Hinge Boxed pk. 1/6

Camo Wood Seats

ROUND SEAT-PLASTIC HINGE CAMO

- Fits round bowl
- Color matched concealed screw plastic hinges



CTS100CAMO Hang-Up Display pk.1/ 6

Oak Wood Seats

ROUND SEAT-PLASTIC HINGE

- Fits round bowl
- Color matched concealed screw plastic hinges



CTS100OAKP Hang-Up Display pk.1/ 6

ROUND SEAT-METAL HINGE

- Fits round bowl
- Quality metal bar hinge in satin nickel finish



CTS100OAK Hang-Up Display pk.1/ 6

ELONGATED SEAT

- Fits elongated bowl
- Quality metal bar hinge in satin nickel finish



CTS104OAK Hang-Up Display pk.1/ 6

Wood Seats

ROUND STANDARD

- Fits round bowl



White

C001WD00 Boxed pk. 1/5

C6C4R100 Hang-Up Display pk. 1/6

ELONGATED STANDARD

- Fits elongated bowl



White

C002WD00 Boxed pk. 1/5

C6C4E100 Hang-Up Display pk. 1/6

ROUND UTILITY

- Fits round bowl
- Adjustable hinges



White

U003WD00 Boxed pk. 1/5

ELONGATED UTILITY

- Fits elongated bowl
- Adjustable hinges



White

U004WD00 Boxed pk. 1/5

ROUND DELUXE

- Beveled design
- Fits round bowl
- Adjustable hinges



White

C013WD00 Boxed pk. 1/5

Bone

C013WD01 Boxed pk. 1/5

Wood Seats *(continued)*

ELONGATED DELUXE

- Beveled design
- Fits elongated bowl
- Adjustable hinges



White

C014WD00 Boxed pk. 1/5

ROUND PREMIUM

- Beveled design
- Fits round bowl
- Adjustable hinges
- Quickclean® hinges remove seat for easy cleaning



White

C023WD00 Boxed pk. 1/5

ELONGATED PREMIUM

- Beveled design
- Fits elongated bowl
- Adjustable hinges
- QuickKlean® hinges remove seat for easy cleaning



White

C024WD00 Boxed pk. 1/5

EZ Close® Wood Seats

ROUND EZ CLOSE® DELUXE

- Beveled design
- Fits round bowl
- Slow close



White

C013WDS00 Boxed pk. 1/5

ELONGATED EZ CLOSE® DELUXE

- Fits elongated bowl
- Slow close



White

C014WDS00 Boxed pk. 1/5

Plastic Seats

ECONOMY ROUND SEAT

- Fits round bowl
- Closed front w/ cover

White

CTS70W Hang-Up Display pk. 6
(No Break)



ROUND SEATS

- Fits round bowl
- Hang-up display
- Closed front w/ cover

White

CTS90W Hang-Up Display pk. 6



Bone

CTS90BO Hang-Up Display pk. 6

Black

CTS90BK Hang-Up Display pk. 6

ELONGATED SEATS

- Fits elongated bowl
- Hang-up display
- Closed front w/ cover

White

CTS380W Hang-Up Display pk. 6
(No Break)



Bone

CTS380BO Hang-Up Display pk. 6
(No Break)

ROUND UTILITY

- Fits round bowl
- Adjustable hinges

White

U100500 Boxed pk. 1/5



ELONGATED UTILITY

- Fits elongated bowl
- Adjustable hinges

White

U100600 Boxed pk. 1/5



Plastic Seats (continued)

ROUND BUILDER GRADE

- Fits round bowl
- Adjustable
- Available in truck pack*

White

C101000 Boxed pk. 1/5

C1010TK00 Truck Pack pk. 10

* Truck Pack is a case of 10 seats, individually shrink wrapped & separated by cardboard dividers.



ELONGATED BUILDER GRADE

- Fits elongated bowl
- Adjustable hinges
- Available in truck pack*

White

C101100 Boxed pk. 1/5

C1011TK00 Truck Pack pk. 10

* Truck Pack is a case of 10 seats, individually shrink wrapped & separated by cardboard dividers.



ROUND STANDARD

- Fits round bowl
- Adjustable hinges

White

C803200 Boxed pk. 1/5

Bone

C803201 Boxed pk. 1/5



ELONGATED STANDARD

- Fits elongated bowl
- Adjustable hinges

White

C803300 Boxed pk. 1/5



ROUND DELUXE

- Beveled design
- Fits round bowl
- Adjustable hinges

White

C104100 Boxed pk. 1/5



ELONGATED DELUXE

- Beveled design
- Fits elongated bowl
- Adjustable hinges

White

C104200 Boxed pk. 1/5



Commercial Plastic Seats

- Elongated
- Plastic
- White color
- Boxed



Item#	Ref #	Description	Pack
# TS295	#10/295	Plastic Open Front, Less Cover	Boxed pk. 1/5
# TS380TC	#880	Heavy Style Close Front w/ Cover	Boxed pk. 1/6
# C22000	#107	Open Front w/ Cover	Boxed pk. 1/5

ELONGATED DELUXE W/ CHECK HINGE

- Fits elongated bowl
- Open front less cover
- 304 Grade Stainless Steel hardware



Black

C106C90 Boxed pk. 1/5

ELONGATED DELUXE W/ SELF SUSTAINING CHECK HINGE

- Fits elongated bowl
- Open front less cover
- 304 Grade Stainless Steel hardware
- Check hinge
- Self-sustaining feature



White

C106SSC00 Boxed pk. 1/5

White

- Anti-microbial
- Fire retardant

C106SSCAMFR00 Boxed pk. 1/5

Plastic Slow-Close Seats

SLOW-CLOSE REGULAR

- Fits round bowl



White

CSC90W Hang-Up Display pk. 1/4

Bone

CSC90B Hang-Up Display pk. 1/4

SLOW-CLOSE ELONGATED

- Fits Elongated Bowl



White

CSC380W Hang-Up Display pk. 1/4

Bone

CSC380B Hang-Up Display pk. 1/4

Plastic EZ Close® Seats

ROUND EZ CLOSE® STANDARD

- Fits round bowl
- Adjustable hinges



White

C1006S00 Boxed pk. 1/5

ELONGATED EZ CLOSE® STANDARD

- Fits elongated bowl
- Adjustable hinges



White

C1007S00 Boxed pk. 1/5

ROUND EZ CLOSE® PREMIUM

- Fits round bowl
- Adjustable hinges
- QuickKlean® hinges remove seat for easy cleaning



White

C1606S00 Boxed pk. 1/5

ELONGATED EZ CLOSE® PREMIUM

- Fits elongated bowl
- Adjustable hinges
- QuickKlean® hinges remove seat for easy cleaning



White

C2200S00 Boxed pk. 1/5

Soft Seats

ROUND

- Fits round bowl

White

CTSSW Hang-Up Display pk. 6 (No Break)



ROUND

- Fits round bowl

Bone

CTSSBJ Hang-Up Display pk. 6 (No Break)



ROUND

- Fits round bowl

Grey

CTSSG Hang-Up Display pk. 6 (No Break)



ROUND

- Fits round bowl

Blue

CTSSBL Hang-Up Display pk. 6 (No Break)



ROUND

- Fits round bowl

Black

CTSSB Hang-Up Display pk. 6 (No Break)



Soft Seats (continued)

ELONGATED

- Fits elongated bowl

White

CTSSWE Hang-Up Display pk. 6 (No Break)



6 PC. RAINBOW PACK

- Fits round bowl
- Assorted colors

Pink - 1 pc.

+

Blue - 2 pc.

+

Bone - 3 pc.

CTSSA Hang-Up Display pk. 6 (No Break)



EMBROIDERED

- Hang-up display
- Closed front w/ cover
- Fits round bowl

White

CTSEW Hang-Up Display pk. 6 (No Break)



Soft Seats *(continued)*

ROUND DELUXE

- Fits round bowl
- Heavy wood frame
- Adjustable hinges
- QuickClean® hinges remove seat for easy cleaning

White



C3B5R200 Boxed pk. 1/3

Bone



C3B5R201 Boxed pk. 1/3

Soft Pink



C3B5R221 Boxed pk. 1/3

Soft Blue



C3B5R242 Boxed pk. 1/3

Forest Green



C3B5R260 Boxed pk. 1/3

Soft Claret



C3B5R270 Boxed pk. 1/3

Black



C3B5R290 Boxed pk. 1/3

Soft Seats *(continued)*

ELONGATED DELUXE

- Fits elongated bowl
- Heavy wood frame
- Adjustable hinges
- QuickClean® hinges remove seat for easy cleaning

White



C3B5E200 Boxed pk. 1/5

Bone



C3B5E201 Boxed pk. 1/5

Toilet Seat Parts

PLASTIC SEAT HINGES

- 2 pc. set



C0909 Carded pk. 6/72

TOILET SEAT HINGE BOLTS

C0912 Pair/Card pk. 12/144

0911 Pair/Bulk pk. 25/250



Ballcocks

INTEGRAL FLOAT FILL VALVE

- Fits most toilets
- Replace all of the complicated mechanisms w/ this simple kit
- Adjustable height from 9" to 13"
- Adjustable float for adjustable water height
- Similar to Fluidmaster®* 400A



C5677B Display Box/PDQ pk. 12



INTEGRAL FLOAT TOILET REBUILD KIT

- Integral float ballcock, same as C5677B
- Adjustable water saver flapper
- Hard plastic flapper
- Fits most toilets
- Replace all of the complicated mechanisms w/ this simple kit!



NEW Design!
Water Saver w/ Premium Adjustable Flapper



C5677 PDQ Display pk. 8

ADJUSTABLE HEIGHT ANTI-SIPHON BALLCOCK

- Adjusts from 9" height to 13" height
- W/ 8" float rod & refill tube
- 4-Screw bonnet, uses Hoov-R-Line® repair parts (2619 or C2619)



Adjusts to fit 9" to 13"



C5655 PDQ Display pk. 6/36

STANDARD BALLCOCKS

- Anti-Siphon
- Complete w/ float rod & refill tube
- Plastic body for maximum corrosion resistance



# 2625	8"	Bulk	pk. 10/50
# C2625	8"	Carded	pk. 5/30
# C2624	10"	Carded	pk. 5/30

Ballcocks (continued)

FIL-PRO® STYLE ANTI-SIPHON FILL VALVE

- For two-piece toilets, not designed for low-boy or one-piece toilets
- Ideal for troughs or fountains where float rod & ball get in the way
- Thumb screw for water height adjustment
- W/ overflow tube & clip



NEW!

C5625 Carded pk. 6/192

TOILET REBUILD KIT

- Complete rebuild!
- Includes all necessary parts to rebuild most toilets – including ballcock, float, rod, flapper & chain, tank lever & all necessary washers



C2677 Carded pk. 3/12

BRASS BALLCOCK

- W/ refill tube



2623 Boxed pk. 1/24

BALLCOCK FLOAT RODS

- Brass plated



2608P 8" Bulk pk. 25/100/500

TANK FLOAT PLASTIC



2631A Bulk pk. 10/50

*Brand Names mentioned in this catalog reference OEM Manufacturers. Please do not confuse AQUA PLUMB® with the OEM Mfr. whose parts these are intended to replace.

Flush Valves & Repair

PLASTIC FLUSH VALVE W/ FLAPPER (ABS DOUGLAS* STYLE)

- Rubber flapper w/ Stainless Steel chain
- Locknut & flush valve washer



C2634 Carded pk. 5/30

FLUSH VALVE FOR ONE-PIECE TOILETS

- Fits most 2" one-piece toilets
- Brass lock-lugs & screws
- Rubber beveled washer for positive seal
- W/ vinyl flapper & Stainless Steel chain

NEW!



C2634A Carded pk. 4/12

FLUSH VALVE FIXER KIT

- Fixes leaky 2" flush valves w/out taking bowl & tank apart
- No tool installation
- Included sticky ring seals new unit to old flush valve
- Hard plastic flapper w/ silicone seal
- Non-corrosive plastic chain
- Detailed installation instructions included

NEW!



C5641 Carded pk. 4/48

3" PLASTIC FLUSH VALVE W/ FLAPPER

- Vinyl flapper w/ Stainless Steel chain
- Lugnut & flush valve washer
- Fits/replaces most 3" valves on the market

NEW!



C5634 Carded pk. 4/24

Flush Valves & Repair (continued)

BRASS FLUSH VALVE W/ GUIDE ARM

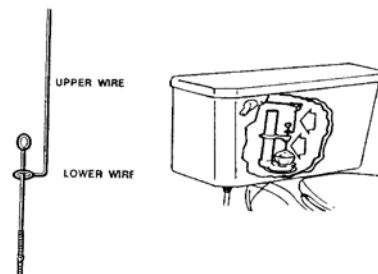
- Locknut & flush valve washer



2635 Boxed pk. 1/50

LIFT WIRES

- Brass



5" Lower Wire

2614P Bulk pk. 10/1000

8-1/2" Upper Wire

2613P Bulk pk. 10/1000

UNIVERSAL RUBBER TANK BALL

- Carded together w/ 5" Brass lower lift wire
- Standard size



C2648 Carded pk. 6/48

NEW!

TANK BALL

- Rubber
- Standard size



2648 Bulk pk. 12

General Toilet Repair

BALLCOCKS NUTS

- 7/8" ballcock thread



2692P



2636P



2690P

# 2692P	Locknut	Plastic	Bulk	pk. 10/500
# 2636P	Coupling Nut	Cast Brass	Bulk	pk. 1/25/1000
# 2690P	Coupling Nut	Plastic	Bulk	pk. 10/500

BALLCOCK SHANK WASHER

- Molded rubber

# 2750P	Bulk	pk. 25/1000
---------	------	-------------



FLUSH VALVE WASHER

- Molded rubber

# 2754P	Bulk	pk. 25/1000
---------	------	-------------



PLASTIC OVERFLOW TUBE 1"

- 1" x 1-1/8" Dual threaded

# 2601	Bulk	pk. 1/144
--------	------	-----------



Close-Coupled (Tank-To-Bowl)

UNIVERSAL FIT CLOSE COUPLED SPONGE GASKET

- Standard sized
- 1/2" Thick
- Universal fits-most style
- Sponge rubber

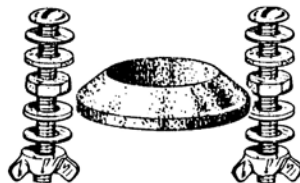
# 2702P	Bulk	pk. 25/600
---------	------	------------



UNIVERSAL FIT BOLT & GASKET SET

- Brass plated bolts
- 1/2" Thick
- Sponge rubber gasket
- Standard sized
- Universal fits-most style

# C2753	Carded	pk. 6
---------	--------	-------



Close-Coupled (Tank-To-Bowl) (continued)

CLOSE COUPLED GASKET FOR 3" FLUSH VALVE

- Oversized 3" dia.
- 3/4" Thick
- Sponge rubber
- Fits most 3" flush valves including American Standard®*
- Washer dimensions: 3" ID x 4-1/4" OD x 13/16"

# 2713P	Bulk	pk. 10/200
---------	------	------------



3" SPONGE TANK-TO-BOWL GASKET w/ 3 BOLTS

- Sponge gasket fits most 3" tank-to-bowl applications 3/4" thick
- Three B.P. tank-to-bowl bolt sets
- Fits most 3" flush valves including American Standard®*

# C2713	Carded	pk. 6/60
---------	--------	----------



CLOSE-COUPLED BOLT SETS

Brass Plated

# C2746	pr/Carded	pk. 12/144
---------	-----------	------------

# 2746P	pr/Bulk	pk. 1/25/200
---------	---------	--------------

Solid Brass

# C2752	pr/Carded	pk. 12/144
---------	-----------	------------

# 2752P	pr/Bulk	pk. 25/200
---------	---------	------------



3-Pk. CLOSE-COUPLED BOLTS

- B.P. bolts, 5/16" x 3" w/ slotted head
- Complete w/ all necessary nuts, plated washers, rubber washers & wing nuts

# C2742	Carded	pk. 6/72
---------	--------	----------



EXTRA HEAVY SOLID BRASS CLOSE-COUPLED BOLT SETS

- Extra large bolt head
- Professional plumber's quality
- Chrome Polished Brass washers
- Brass nuts
- Bulk = 1 pair per bag

# 2745P	Bulk	pk. 1/5/50
---------	------	------------

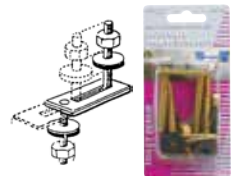


ADJUSTABLE TANK-TO-BOWL BOLT SET

- Solid Brass
- Slide to properly align misaligned tanks & bowls
- Pair per card w/ all necessary bolts, nuts, plated washers & rubber washers.
- Offsets from 1/4" to 1-1/8"

# C2748	Carded	pk. 6/72
---------	--------	----------

# 2748P	Bulk	pk. 1/200
---------	------	-----------



*Brand Names mentioned in this catalog reference OEM Manufacturers. Please do not confuse AQUA PLUMB® with the OEM Mfr. whose parts these are intended to replace.

Toilet Bolts

CLOSET BOLTS • BRASS PLATED

- Complete w/ nuts & washers
- W/ retainer washers
- Carded – pr/card
- Bulk – pr/bulk



Size	Carded		Bulk	
1/4" x 2-1/4"	# C2740	pk. 12/144	# 2740P	pk. 100/400
1/4" x 3-1/2"	# C2741	pk. 12/144	# 2741P	pk. 100/400
5/16" x 2-1/4"	# C2743	pk. 12/144	# 2743P	pk. 100/400

CLOSET BOLTS • SOLID BRASS

- Complete w/ nuts & washers
- W/ retainer washers



# 2735P	1/4" x 2-1/4"	Bulk	pk. 25/400
# 2736P	5/6" x 2-1/4"	Bulk	pk. 25/400

CLOSET BOLT & SCREW SET

- Pair of Brass plated closet bolts
- Pair of Brass plated closet screws
- Carded together
- W/ retainer washers



C5653 Carded pk. 12/144

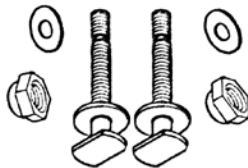
CLOSET SCREWS BRASS PLATED



# C2730	1/4" x 2-1/4"	Carded	pk. 12/144
# 2730P	1/4" x 2-1/4"	Bulk	pk. 25/400

SNAP-OFF CLOSET BOLTS

- Solid Brass
- Pr/bag w/ nuts & washers



# 2728P	1/4" x 2-1/4"	Bulk	pk. 1/100/600
# 2729P	5/16" x 2-1/4"	Bulk	pk. 1/25/400
# 2729AP	5/16" x 3-1/4"	Bulk	pk. 1/50/200

JOHNNIE-BOLT

- Solid Brass
- 5/16" x 2-1/4"



90-905 Pair/Bag pk. 1/100

Floor Flanges

PVC FLOOR FLANGE

- Countersunk holes for mounting screws



One-Piece



Offset



Metal Ring

Item	Description	Metal Ring	Knock Out		
# 7601001	4" x 3" One Piece	No	Yes	Bulk	pk. 1/25
# 7601006	3" x 4" Offset	No	No	Bulk	pk. 1/25
# 7601004	4" One Piece	No	No	Bulk	pk. 1/25
# 7601008	4" Spigot	No	No	Bulk	pk. 1/25
# 7601009	3" Spigot	No	No	Bulk	pk. 1/25
# 7601002	4" x 3"	Yes	Yes	Bulk	pk. 1/25
# 7601005	4"	Yes	No	Bulk	pk. 1/25
# 7601003	3" Spigot	Yes	No	Bulk	pk. 1/25

BRASS CLOSET FLOOR FLANGES, 4"



2705



2706



2707

# 2705	14 oz.	Bulk	pk. 1/10/50
# 2706	Deep Seal	Bulk	pk. 1/50
# 2707	Offset	Bulk	pk. 1/50

CAST IRON CLOSET FLOOR FLANGE



# 0678	Straight	4" x 1-1/2"	Bulk	pk. 1/10
# 0679	Straight	4" x 2"	Bulk	pk. 1/10
# 0680	Straight	4" x 2-1/2"	Bulk	pk. 1/5

NO-CAULK CLOSET FLANGE

- Cast iron
- Four stainless bolts & washers
- Neoprene gasket meets ASTM C564
- Push over cast iron or plastic pipe, anchor to floor & tighten S.S. bolts

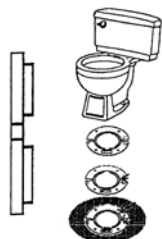


0690 Bulk pk. 1/12

Floor Flanges *(continued)*

STACK 'N SEAL CLOSET FLANGE EXTENDERS

- Stack onto existing floor flanges to cure height problems caused by remodeling, new subfloors, new ceramic tile, or other changes
- W/ caulk/putty groove for positive, watertight & leak-proof installation
- 1/4" Thick
- White plastic



2685 Bulk pk. 6/36

TOILET FLANGE REPAIR RING

- Fix damaged closet flanges
- Hinged to fit under existing flange w/out removing it
- 1/4" Holes to anchor ring to the floor & slots or closet bolts
- Fits all types of floor flanges (except offset), cast iron, plastic or Brass
- Stainless Steel for long lasting durability



C2721 Carded pk. 6/72

ANCHOR FLANGE

- Used to repair broken closet flanges
- Mounts to floor to stabilize toilet
- Complete w/ mounting screws, anchors & washers



2727 Bulk pk. 1/25/100

SPANNER FLANGE

- Eliminates need to replace broken closet flanges
- Use w/ cast iron, plastic, copper or Brass
- Place under broken area of the ring & tighten down



2714 Bulk pk. 1/5/25

Floor Flanges *(continued)*

WAX GASKET

- No broken cartons



# 2709	Less Plastic Flange	Boxed	pk. 48
# 2710	W/ Plastic Flange	Boxed	pk. 24
# 2710B	W/ Plastic Flange & Pair of Brass Bolts	Boxed	pk. 24
# 2710A	JUMBO w/ Plastic Flange	Boxed	pk. 24

HERCULES WAX GASKET



	Hercules		
# 318020	W/ Flange	90-220	Boxed pk. 24
# 318030	W/out Flange	90-210	Boxed pk. 48

SPONGE RUBBER TOILET GASKETS

- Replaces wax!
- Closed cell neoprene
- 3-1/2" ID x 5-3/8" OD



# 2716P	3/4" Thick	Bulk	pk. 1/25/300
# 2719P	1/2" Thick	Bulk	pk. 1/25/300

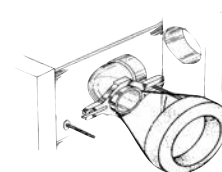
SPONGE RUBBER TOILET GASKETS W/ BOLT HOLES

- Replaces wax!
- Closed cell neoprene
- Bolts holes help line up the gaskets for a perfect seal
- Holes can be used to hold gasket in place while installing wall-mount toilets
- 3-1/2" ID x 6-3/4" OD x 3/4" thick



2731P Bulk pk. 1/25/50

WAX GASKET FOR URINAL



318050 Boxed pk. 12

Floor Flanges *(continued)*

BRASS CLOSET SPUDS

- Includes spud washer, metal friction ring & Brass locknut
- Cast Brass



	Spud	Thread	Fits			
# 3305060	1	3/4"	Urinal	Bulk	pk.	1/10/100
# 3305065	1-1/4"	3/4"	Urinal	Bulk	pk.	1/25/100
# 3305010	1-1/4"	1-1/4"	Toilet	Bulk	pk.	1/10/100
# 3305015	1-1/2"	1-1/4"	Toilet	Bulk	pk.	1/25/100
# 3305020	1-1/2"	1-1/2"	Toilet	Bulk	pk.	1/25/125
# 3305040	2"	1-1/4"	Toilet	Bulk	pk.	1/10/60
# 3305050	2"	1-1/2"	Toilet	Bulk	pk.	1/10/60
# 3305030	2"	2"	Toilet	Bulk	pk.	1/25/100

FLANGED SPUD WASHER

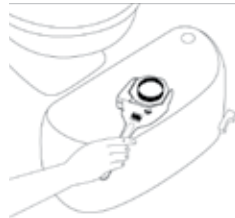
- Rubber



# 2747P	1" for Urinal	Bulk	pk.	25/500
# 2755P	1-1/4"	Bulk	pk.	25/500
# 2756P	1-1/2"*	Bulk	pk.	25/500
# 2757P	2"	Bulk	pk.	10/500
# 2757AP	2" x 1-1/4"	Bulk	pk.	10/500
# 2757BP	2" x 1-1/2"	Bulk	pk.	25/500

ADJUSTABLE SPUD WRENCH

- Malleable

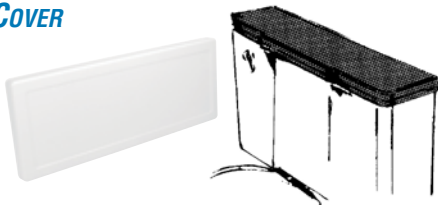


C2862 Fly-Away Tag pk. 4/36

Toilet Accessories

REPLACEMENT TANK COVER

- Saf-T ridge prevents articles from sliding off
- Adjustable, fits tank w/ outside dimensions up to 21-3/8" x 7-3/8"
- White



2691 1/Display Box pk. 1/12

TOILET SHIMS – ADJUSTMENT WEDGE

- Flush under toilet to stop wobbling
- Can be used w/ furniture, desks, hundreds of uses
- Ridged to hold against item to be stabilized
- High impact, clear plastic
- Can be cut
- Can be stacked if more height is needed
- 8 Shims per card



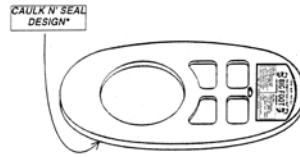
5668P Bagged pk. 8/500

C5668 Carded pk. 6/144

Toilet Accessories *(continued)*

TOILET BASEPLATE

- Toilet baseplate covers unsightly cracked tiles or bare floor underneath a new or old toilet
- Covers old floor marks when smaller toilet is installed
- Easy installation
- Permanent solution
- 23-7/8" x 12-7/8" x 1/8"



5672 Boxed pk. 1/10

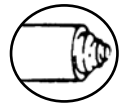
TOILET PAPER ROLLER

- Plastic
- Spring action
- Fits all paper holders
- White roller w/ stepped ends, fits 3/8" & 5/8"



C3450 1/Card pk. 6/72

3450T Bulk pk. 5/500



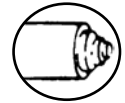
CHROME PLATED PLASTIC TOILET PAPER ROLLER

- Fits all paper holders
- 3-Step end
- Spring action



C3451 1/Card pk. 6/72

3451 Bulk pk. 5/500



PLASTIC SEAT HINGES

- 2 pc. Set



C0909 Carded pk. 6/72

TOILET SEAT HINGE BOLTS

C0912 Pair/Card pk. 12/144

0911 Pair/Bulk pk. 25/250



TOILET BOLT CAPS

- White plastic
- Pr/card



C2712 Carded pk. 6/144

Universal Tank Levers

CLASSIC STYLE TANK LEVERS – CHROME PLATED FINISH

- Familiar, classic style die cast metal lever
- 8" Arm



Item	Lever	Spud & Nut	Arm	Put-Up	Pack
# 2656	CP	Plastic	Steel	Bulk	1/25/200
# C2656	CP	Plastic	Steel	Carded	3/36
# 2657	CP	Die Cast	Steel	Bulk	25/200
# 2653	CP	Die Cast	Brass	Bulk	1/25/200
# 2653A	CP	Die Cast	Brass	1/Box	1/100
# C2653	CP	Die Cast	Brass	Carded	3/36

CLASSIC STYLE TANK LEVERS – SPECIAL FINISHES

- Familiar, classic style die cast metal lever
- 8" Arm



Item	Lever	Spud & Nut	Arm	Put-Up	Pack
# C2656SN	S.N.	Plastic	Steel	Carded	3/36
# C2650	P.B.	Plastic	Steel	Carded	3/36
# 5642	A.B.	Die Cast	Steel	Bulk	1/25
# C2653SN	S.N.	Die Cast	Brass	Carded	3/36
# C2653ORB	ORB	Die Cast	Brass	NEW! Carded	3/36

ECONOMY PLASTIC TANK LEVER

- Modern style plastic lever
- Plastic spud & nut
- Holes for standard chain hooks



Item	Lever	Arm	Put-Up	Pack
# 2658	CP	Straight, 8"	Bulk	20/200

PUSH BUTTON TANK LEVER

- W/ both front & side mount mechanisms
- Heavy metal button & spud assembly
- Brass arms




C2644 Carded pk. 4/48

Universal Tank Levers (continued)

FLAT-ARM TANK LEVERS

- Modern style die cast metal lever
- Flat Brass arm can be bent or cut as needed
- Highly versatile, can fit normal installations or virtually any offset application



Item	Lever	Spud & Nut	Arm	Put-Up	Pack
# C2660	CP	Die Cast	10" Straight	Carded	3/36
# 2664	CP	Die Cast	10" Offset	Bulk	1/25/100
# C2664	CP	Die Cast	10" Offset	Carded	3/36
# C2664SN	S.N.	Die Cast	10" Offset	Carded	3/36
# C2664ORB	ORB	Die Cast	10" Offset	Carded	3/36

CUT-TO-LENGTH STYLE TANK LEVERS

- Modern style plastic lever
- Plastic spud & nut
- Slots for beaded-chain style lift chains
- Holes for standard chain hooks



Item	Lever	Arm	Cut-Offs	Put-Up	Pack
# 5615	CP	Straight, 8-1/2"	4" & 6"	Bulk	20/200
# C5615	CP	Straight, 8-1/2"	4" & 6"	Carded	3/36
# 5616	White	Straight, 8-1/2"	4" & 6"	Bulk	20/200
# 5618	CP	45° Angle, 6"	4"	Bulk	1/100/200
# 5617	White	45° Angle, 6"	4"	Bulk	1/100/200
# 5618A	CP	28° Angle, 7-1/2"	3-1/2" & 6"	Bulk	1/100/200
# 5617A	White	28° Angle, 7-1/2"	3-1/2" & 6"	Bulk	1/100/200

Universal Flappers

1-WAY FLAPPER TANK BALL

- For plastic flush valves
- Rubber
- Stainless Steel chain



5640 Bulk pk. 20/200

2-WAY FLAPPER TANK BALL

- Use w/ trunnion ring for Brass flush valves
- Cut off trunnion ring for plastic flush valves
- Rubber
- Stainless Steel chain



C2640 Carded pk. 5/100
2640 Bulk pk. 20/200

2-WAY FLAPPER TANK BALL

- Black siliconized chemical resistant material
- W/ Stainless Steel chain & separate trunnion
- Fits 2" Plastic & Brass flush valves
- Individually polybagged



5631 Bulk pk. 1/10/60

3-WAY FLAPPER TANK BALL

- Red siliconized chemical resistant material
- W/ Stainless Steel chain & separate trunnion
- W/ spare vinyl strap for use in extra hard water
- Fits 2" Plastic & Brass flush valves as well as old Crane 57 flush valves
- Individually polybagged



5632 Bulk pk. 1/10/60

PREMIUM BLUE FLAPPER CHEMICAL RESISTANT

- Use w/ trunnion ring for Brass flush valves
- Cut off trunnion ring for Plastic flush valves
- Rubberized PVC, resists chemicals commonly found in water including chlorine
- Vinyl chain



C5660 Carded pk. 10/100

Universal Flappers (continued)

PREMIUM ADJUSTABLE FLAPPER - WATER SAVER

- Turn bulb to adjust amount of water used in each flush
- Hard Plastic body for durability
- Stainless Steel chain
- Silicone seal for chemical resistance
- Fits most 2" flush valves



C5661 Carded pk. 5/50

CLEAR FLAPPER - TIMED WATER SAVER

- For Plastic flush valves
- W/ 4 baffles
- Different baffles for different water usage
- Clear vinyl resists chlorine
- Stainless Steel chain



Now Available Carded

C5645 Carded pk. 5/25/100

UNIVERSAL 3" TOILET FLAPPERS

- Fits virtually all 3" models including: American Standard*, Kohler*, Gerber*, Mansfield*, Jacuzzi*, Toto*, Eljer*, Crane*, Vitra* & others
- Adjustable flush rates to match OEM toilet flow
- Hard Plastic w/ silicone seal to resist chemicals in water systems including chlorine
- Stainless Steel chain



C5662 Carded pk. 4/36

FLAPPER LIFT CHAIN

- 9" Stainless Steel
- W/ hook & bullnose




2605 Bulk pk. 1/100/1000

C2605 Carded pk. 10

BEADED CHAIN UPPER WIRE

- N.P. Brass
- W/ hook & attach to tank lever or lower lift wire
- Fits A/S style actuators



2604P Bulk pk. 25/100/500

Branded Tank Levers

LEVER FOR AMERICAN STANDARD®*

- 5" Length arm
- Chrome plated lever
- Plastic



# C2655	Carded	pk. 3/36
# 2655	Bulk	pk. 1/100/200

LEVER FOR AMERICAN STANDARD®* STRAIGHT ARM

- 8-1/2" Arm
- Cut-to-length 4", 6"
- Plastic



# C5615	Chrome Plated Lever	Carded	pk. 3/36
# 5615	Chrome Plated Lever	Bulk	pk. 20/200
# 5616	White Lever	Bulk	pk. 20/200

LEVER FOR AMERICAN STANDARD®* 45° NEO-ANGLE ARM

- 6" Arm
- Cut-to-length 4"
- Plastic



# 5618	Chrome Plated Lever	Bulk	pk. 1/100/200
# 5617	White Lever	Bulk	pk. 1/100/200

LEVER FOR AMERICAN STANDARD®* 28° ARM

- 7-1/2" Arm
- Cut-to-length 3-1/2" – 6"



# 5618A	Chrome Plated Lever	Bulk	pk. 1/100/200
# 5617A	White Lever	Bulk	pk. 1/100/200

LEVER FOR ELJER®* – SIDE MOUNT

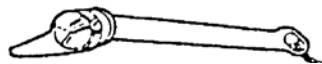
- Brass arm



# C2645	Chrome Plated	Carded	pk. 3/36
# 2645	Chrome Plated	Bulk	pk. 1/100/200
# 2645B	Polished Brass	Bulk	pk. 1/50

ELJER®* – TOUCH FLUSH

- Chrome plated lever
- Plastic



# 2698	Bulk	pk. 1/10
--------	------	----------

Branded Tank Levers (continued)

KOHLER®* – SIDE MOUNT

- Chrome plated lever



# C2678	Carded	pk. 3/36
---------	--------	----------

KOHLER®* – HEAVY DUTY, COMPLETE

- Chrome plated lever
- Plastic arm, Brass body



# 2689	Bulk	pk. 1/20/100
--------	------	--------------

KOHLER®* – ARM ONLY



# 2647	Plastic	Bulk	pk. 1/200/500
--------	---------	------	---------------

MANSFIELD®* – BRASS ARM

- Rep 55
- Chrome plated lever



# 2654	Bulk	pk. 1/20/100
--------	------	--------------

MANSFIELD®* – BLUE ARM

- Blue arm (REP. 40 & 160)
- Chrome plated lever
- Plastic



# C2651	Carded	pk. 3/36
# 2651	Bulk	pk. 5

MANSFIELD®* – WHITE ARM

- White arm (REP. 31 & 43)
- Chrome plated lever
- Plastic



# 2652	Bulk	pk. 1/100/200
--------	------	---------------

UNIVERSAL - RUNDLE®*

- Clip end
- Chrome plated lever
- Brass arm



# 2680	Bulk	pk. 1/12/144
--------	------	--------------

Brand Names mentioned in this catalog reference OEM Manufacturers. Please do not confuse AQUA PLUMB® with the OEM Mfr. whose parts these are intended to replace.

Branded Flappers

FLAPPER FOR AMERICAN STANDARD®*

- Replaces 47176-07
- Molded vinyl
- Stainless Steel chain



5611 Bulk pk. 1/25/200

FLAPPER FOR AMERICAN STANDARD®*

- For Cadet® III
- 3" Oversize
- Hard Plastic
- Silicone seal
- Replaces 738920-100-0070A



5612 Carded pk. 1/10

FLAPPER FOR CRANE®*

- TPR material
- Styrofoam float



5601P Bulk pk. 1/25/100

FLAPPER FOR COAST®*

- Also fits some A/S*, Kohler® & Toto*
- Hard Plastic
- Silicone seal
- Stainless Steel chain



C5609 Carded pk. 5/100

FLAPPER FOR ELJER®*

- Rubber gasket
- Styrene body
- Styrofoam float
- Stainless Steel chain



2639 Bulk pk. 5/25

C2639 Carded pk. 5/100

Branded Flappers (continued)

FLAPPER FOR KOHLER®* - BOWL STYLE

- Replaces 49114
- Rubber
- Stainless Steel chain



2642 Bulk pk. 12/144

C2642 Carded pk. 5/100

RIGID PLASTIC FLAPPER FOR KOHLER* WELLWORTH* & OTHERS

- Hard Plastic body so flapper maintains shape
- Silicone seal for long lasting chemical resistance
- Stainless Steel hook & chain



C5624 Carded pk. 5/50

FLAPPER FOR KOHLER®* - NEW STYLE

- Replaces 83064
- Rubber w/ styrofoam insert



5608 Bulk pk. 1/50/200

C5608 Carded pk. 5/100

FLAPPER FOR KOHLER®*

- For Cimmaron
- 3" Oversize
- TPR material
- Stainless Steel chain



5613 Carded pk. 1/10

FLAPPER FOR KOHLER®*

- For class 5
- 3" Oversize
- TPR material
- Stainless Steel chain
- Fits rectangular flush valves



5619 Carded pk. 1/10

*Brand Names mentioned in this catalog reference OEM Manufacturers. Please do not confuse AQUA PLUMB® with the OEM Mfg. whose parts these are intended to replace.

Branded Flappers (continued)

FLAPPER FOR KOHLER®*, SHARK-FIN

- Silicized rubber to resist chlorine & other chemicals frequently found in water
- Stainless Steel chain & hook
- Fits San Raphael (before 4/2000), Rialto K3386, Santa Rosa K3323, Revival K3360, K14224, K14230, K14278, K3360, K3612; Gabrielle K3322, K14257-WS, K14258-WF, K14258-WS, Memoirs K3453
- Replaces Kohler® K84138, K84314, K85655



C5622 Carded pk. 5/100

FLAPPER FOR KOHLER®*, HINGE TYPE

- Silicized rubber to resist chlorine & other chemicals frequently found in water
- Stainless Steel chain & hook
- Fits Kelly Graphos, Rialto, Rosario, San Raphael, Santa Rosa
- Replaces Kohler® K84995



C5623 Carded pk. 5/100

3" TIMED-RATE TOILET FLAPPER

- Fits most 3" including Mansfield*, Gerber* & AquaPlumb®
- W/ 4 baffles to adjust flush rate
- Rubberized PVC to resist chemicals in water systems, including chlorine.
- N.P. ball-chain



C5635 Carded pk. 6/48

FLAPPER FOR TOTO®*

- For power gravity
- 3" oversize
- Replaces THU140S



C5621 Carded pk. 4/24

FLAPPER FOR TOTO®*

- For G-Max
- 3" Oversize
- TPR material
- Stainless Steel chain
- Replaces THU138S & THU1755



C5620 Carded pk. 4/24

Parts for American Standard®*

FLOAT ASSEMBLY

- Replaces 43380-07, 73380-07, old 5 & 6



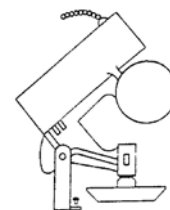
C2672 Carded pk. 3/24

- Replaces 33642-07, 5



C2673 Carded pk. 3/24

- Replaces 8162-07, 4
- W/ mount & screws



2674 Bulk pk. 1/6

- Replaces 47086-07 & 3156.015



2671 Bulk pk. 1/10

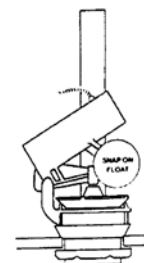
- W/ mounting kit for one-piece toilet
- Replaces 47107-07



2675 Bulk pk. 1/10

FLUSH VALVE COMPLETE

- Replaces 47089-07, 47062-07, 47002-07 & old 5



2670 Bulk pk. 1/50

Brand Names mentioned in this catalog reference OEM Manufacturers. Please do not confuse AQUA PLUMB® with the OEM Mfgr. whose parts these are intended to replace.

Parts for American Standard®* (continued)

SEAT DISC FOR AMERICAN STANDARD®

- Fits both snap-in & screw-in
- Rubber
- Use w/out included Brass adapter for snap-in
- Use w/ included Brass adapter for screw-in
- Replaces 73383-07 Screw-in & 33643-07 Snap-In



C2662 Carded pk. 6/96

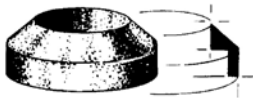
LIFT CHAIN W/ GROMMET & HOOK FOR A/S®*



C2611 Carded pk. 6/144

SPONGE RUBBER C.C. GASKET FOR A/S®*

- Also fits some Briggs*, Kohler* & Western-Pottery*



2703P Bulk pk. 25/300

TANK-TO-BOWL KIT FOR A/S®* W/ CC BOLTS

- 1-3/16" Thick



C2758 Carded pk. 6/72

CLOSE COUPLED GASKET

- Oversized 3" dia.
- 3/4" Thick sponge rubber
- Fits most 3" flush valves including American Standard®*



2713P Bulk pk. 10/200

PLUNGER FOR A/S®*

- Plastic
- Replaces 8339-07



2609R Bulk pk. 5/300

Parts for Coast®*

BALLCOCK CAP FOR 1B1 ANTI-SIPHON



2620 Bulk pk. 1/6/108

BALLCOCK REPAIR KIT FOR 1B1 & COASTMASTER



2627R Bulk pk. 1/12/300

Parts for Crane®*

SPONGE RUBBER C.C. GASKETS FOR CRANE



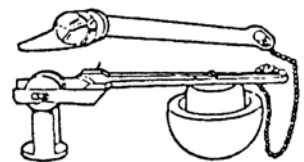
2704P Solid Bulk pk. 25/500

2720P Recessed Bulk pk. 25/500

Parts for Eljer®*

TOUCH-FLUSH* ASSEMBLY

- W/ tank lever, chain, ball & ball arm



2669 Bulk pk. 1/50/100

C2669 Hanger Card pk. 6/36



TANK-TO-BOWL WASHER FOR ELJER®

- Molded washer



5600P Bulk pk. 25/500

TANK-TO-BOWL GASKET FOR BRIGGS® & ELJER® TOILETS

- Rubber
- Replaces 2717007



C2732 Carded pk. 6/48

Brand Names mentioned in this catalog reference OEM Manufacturers. Please do not confuse AQUAPLUMB® with the OEM Mfg. whose parts these are intended to replace.

Parts for Fluidmaster®*

SEAL FOR 100, 200A, & 400A

• Fits AquaPlumb® 5677

2626 Bulk 12/144
C2626 Carded pk. 6/192

NEW!



Parts for Fil-Pro®*

FILL VALVE SEAL

• Replaces 215, 516 & FP516



5606P Bulk pk. 1/72

FIL-PRO® STYLE ANTI-SIPHON FILL VALVE

- For two-piece toilets, not designed for low-boy or one-piece toilets
- Ideal for troughs or fountains where float rod & ball get in the way
- Thumb screw for water height adjustment
- W/ overflow tube & clip

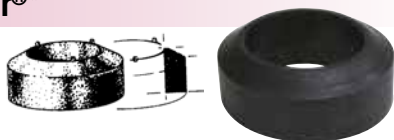


C5625 Carded pk. 4/32

Parts for Gerber®*

SPONGE RUBBER C.C. GASKET

2711P Bulk pk. 25/300



TANK-TO-BOWL KIT W/ C.C. BOLTS

C2744 Carded pk. 6/72



Parts for Hoover®* & Hoov-R-Line®*

BONNET CAP FOR REGULAR BALLCOCK

2618 Bulk pk. 1/200/400



BONNET CAP FOR ANTI SIPHON BALLCOCK

2619 Bulk pk. 10/200

C2619 Carded pk. 6/72



Parts for Kohler®*

MOLDED RUBBER C.C. GASKET



2718P Bulk pk. 10/200

Parts for Mansfield®*

FLUSH VALVE TO FIT 211

- Individually boxed
- 1.6 Gallon per flush
- Replaces 210 & 211 flush valves



2630 Boxed pk. 1/10

FLUSH VALVE SEAL

- Fits 210 & 211 valves



2630G Bulk pk. 1/250/2000

C2630G Carded pk. 6/96

FLUSH VALVE SEAL

- Fits 208 & 209 valves



Bottom



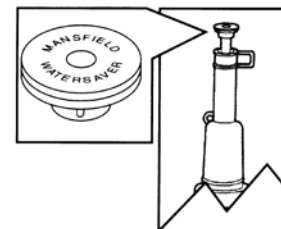
Top



C2630AG Carded pk. 6/96

STOP CAP W/ FOAM PAD

- Fits 208, 209, 210 & 211 flush valves



2630BP Bulk pk. 10/1000

Brand Names mentioned in this catalog reference OEM Manufacturers. Please do not confuse AQUA PLUMB® with the OEM Mfr. whose parts these are intended to replace.

Fluidmaster®*

BALLCOCK Pro45/400A

- Adjustable for 9" to 14"
- Meets all codes
- Anti-siphon



317280 Boxed pk. 1/25

BALLCOCK-400LS LEAK SENTRY

- Adjustable for 9" to 14"
- Prevents wasted water caused by flapper leaks
- Anti-siphon



317270 Boxed pk. 1/25

FLUSER FIXER- 555C

- For fixing older or corroded flush valves
- Adjustable flush times for maximum water saving
- Chlorine resistant



317290 Carded pk. 1/8

Fluidmaster®*

FLUSH VALVE REPAIR KIT

- Fits all 2" flush valves
- Adjustable flapper, adjusts to optimal flush
- Peel-n-stick installation—no tools



317293 Carded pk. 8

BULLSEYE FLAPPER-500

- Rigid frame for better alignment
- Outlasts vinyl & rubber



317360 Carded pk. 1/21

BASIC FLAPPER PRO 53/503

- 1 Piece design
- 1/Card



317365 Carded pk. 1/20

Brand Names mentioned in this catalog reference OEM Manufacturers. Please do not confuse AQUA PLUMB® with the OEM Mfr. whose parts these are intended to replace.

Korky®* By Lavelle

STANDARD FLAPPER - 54BP

- Stainless Steel chain & hook
- Universal design fits most toilets
- Black
- 1 Year warranty



54BP Carded pk. 12

RED WATER SAVER FLAPPER 16BP

- Saves up to 50% of flushed water
- Designed for newer (since 1995) 1.6 Gallon toilets
- 1.6 Gallon flush
- Stainless Steel chain & hook
- Red compound w/ stands chemicals & chlorine
- Less trunnion
- 1/Card
- Red rubber resists chlorine
- 5 Year warranty



16BP Carded pk. 12

PLUS RED FLAPPER 2001BR

- Stainless Steel chain & hook
- Universal design fits most toilets
- Red rubber resists chlorine
- 5 Year warranty
- W/ trunnion



2001BP Carded pk. 12

WATER WISE FILL VALVE 528Z

- Protects against slow flapper leaks
- Flapper hang-ups
- Flapper handle reset
- Fits most toilets
- 5 Year warranty
- Saves water



528Z Display Box pk. 1/12

QUIET FILL BALLCOCK 528

- The original hunter valve
- Anti-siphon
- Enclosed float
- Adjusts from 5-1/2" - 11"
- Super quiet, 2 to 5 times quieter than the competition
- Universal fill valve replacement
- Fits most toilets
- 5 Year warranty



528 Display Box pk. 1/12

Close-Coupled Washers

UNIVERSAL - FITS MOST



2702P 1/2" Sponge Rubber Bulk pk. 25/600

FITS AMERICAN STANDARD®*



2703P 1-3/16" Sponge Rubber Bulk pk. 25/300
A/S 34602-07

2713P 3/4" Oversized Sponge Rubber Bulk pk. 10/200
for 3" Flush Valve

FITS CRANE®*



2704P 1-1/16" Sponge Rubber Bulk pk. 25/500

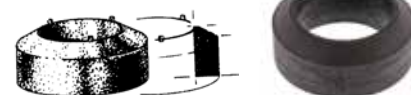
2720P 1-1/8" Orange Sponge Rubber Bulk pk. 25/500

FITS ELJER®*



5600P - Molded Rubber Bulk 25/500 pk.

FITS GERBER®*



2711P 1-3/16" Sponge Rubber Bulk pk. 25/300

FITS KOHLER®*



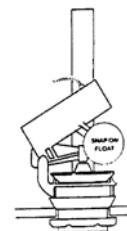
2718P 1 1/16" Molded Rubber Bulk pk. 10/200

Flush Valves

AMERICAN STANDARD®* STYLE TILT VALVE FLUSH VALVE

- Replace 47089-07, 47062-07, 47002-07 & old 5

2670 Bulk pk. 1/50



FLUSH VALVE TO FIT MANSFIELD®* 211

- Individually boxed
- 1.6 Gallon per flush
- Replaces 210 & 211 flush valves

2630 Boxed pk. 1/10



Brand Names mentioned in this catalog reference OEM Manufacturers. Please do not confuse AQUA PLUMB® with the OEM Mfr. whose parts these are intended to replace.

Complete Sloan®* Flushvalves

ROYAL CLOSET

SLOAN

Item	OEM	GPF	DESCRIPTION	Equiv. to Gerber®*	Equiv. to Delany®*	
# 325190	Royal 110-3	3.5	1-1/2 Tailpiece w/ Stop	—	—	pk. 1/6
# 325230	Royal 111	1.6	1-1/2 Tailpiece w/ Stop	—	—	pk. 1/6



ROYAL URINAL

SLOAN

Item	OEM	GPF	DESCRIPTION	Equiv. to Gerber®*	Equiv. to Delany®*	
# 325180	Royal 186-1	1.0	3/4 Tailpiece w/ Stop	—	—	pk. 1/6



REGAL CLOSET

SLOAN

Item	OEM	GPF	DESCRIPTION	Equiv. to Gerber®*	Equiv. to Delany®*	
# 325195	Regal 110XL	3.5	1-1/2 Tailpiece w/ Stop & Sweat Kit	—	—	pk. 1/6
# 325185	Regal 111	1.6	1-1/2 Tailpiece w/ Stop	44-760	—	pk. 1/6



REGAL URINAL

SLOAN

Item	OEM	GPF	DESCRIPTION	Equiv. to Gerber®*	Equiv. to Delany®*	
# 325188	Regal 186-1	1.0	3/4 Tailpiece w/ Stop	44-750	—	pk. 1/6



GEM CLOSET

SLOAN

Item	OEM	GPF	DESCRIPTION	Equiv. to Gerber®*	Equiv. to Delany®*	
# 325164	Gem 2 UYGXD	3.5	1-1/4 Tailpiece Less Stop Ground Joint Tail	—	Rex R401-3	pk. 1/6
# 325165	Gem 2 112-1.6 UYGXD	1.6	1-1/4 Tailpiece Less Stop Ground Joint Tail	—	Rex R401-1	pk. 1/6
# 325160	Gem 2 112-1.6 UYG	1.6	1-1/4 Tailpiece w/ Stop Ground Joint Tail w/ Stop	—	Rex R401-1	pk. 1/6
# 325170	Gem 2 112-3	3.5	1-1/4 Tailpiece w/ Stop	—	—	pk. 1/6



Brand Names mentioned in this catalog reference OEM Manufacturers. Please do not confuse AQUA PLUMB® with the OEM Mfr. whose parts these are intended to replace.

Genuine Parts for Sloan®*

DIAPHRAGM SLOAN.

4550065 A156A Bagged pk. 1/24



REPAIR KIT SLOAN.

4550174 G1005A (G75AC & G76AU) Bagged pk. 1/6



DISK TOP WASHER SLOAN.

4550010 A15A Bagged pk. 1/24



HANDLE ASSEMBLY SLOAN.

4550090 B32A Bagged pk. 1/6



HANDLE REPAIR KIT SLOAN.

4550250 B50A Bagged pk. 1/12



REPAIR KITS SLOAN.

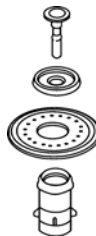
4545010 A36A for Closet-4.5 GPM Bagged pk. 1/10

4545020 A37A for Urinal-1.5 GPM Bagged pk. 1/10

3301038 A38A for Closet-3.5 GPM Bagged pk. 1/10

3301041 A41A for Closet-1.6 GPM Bagged pk. 1/10

3301044 A42A for Urinal-1.0 GPM Bagged pk. 1/10



HANDLE SEAL SLOAN.

4550100 B39A Bulk pk. 1/12



GEM WASHER SET SLOAN.

4550130 G14AA Bagged pk. 1/6



GEM HANDLE REPAIR KITS SLOAN.

4550160 G50A Bagged pk. 1/6



Genuine Parts for Sloan®* (continued)

GEM HANDLE ASSEMBLY SLOAN.

4550150 G143A Bagged pk. 1/6



PISTON SLOAN.

4550179 G75AC Bagged pk. 1



ROYAL WASHER SET SLOAN.

4550070 A156AA Bagged pk. 1/6



GEM PISTON SLOAN.

4550165 G1016A Bagged pk. 1



STRAIGHT STOP SLOAN.

4550280 Boxed OEM H775AG pk. 1/7



ANGLE STOP SLOAN.

4550212 Boxed OEM H735AG pk. 1/8



Self Closing Urinal Valves

LEVER HANDLE URINAL VALVE

- Complete w/ tailpiece & hardware
- Chrome plated Brass

1810A Boxed pk. 1/20



*Brand Names mentioned in this catalog reference OEM Manufacturers. Please do not confuse AQUA PLUMB® with the OEM Mfr. whose parts these are intended to replace.

Complete Delany®* Flushvalves

REX VALVES

- Complete w/ angle stop, VB tailpiece, wall flange, spud nut & escutcheon
- All closet valves



- Polished chrome flush valve
- W/ 1" screwdriver angle stop w/ bumper
- Metal "Rubberflex" oscillating lever handle
- Flush connection & coupling for 1-1/4" top spud
- Wall & spud flanges



Item	OEM	GPF	PACKAGING	PACK	EQUIV TO SLOAN
# 325700	REX R401-3-G-NF	3.5	Boxed	pk. 1	Gem2 UYGXD
# 325710	Rex R401-1.6-G-NF	1.6	Boxed	pk. 1	Gem2 112-1.6 UYGXD

- Polished chrome flush valve
- W/ 1-1/4" I.P. inlet
- Integral screwdriver stop
- Metal "Rubberflex" oscillating lever handle
- Seat bumper on valve
- Flush connection & coupling for 1-1/4" top spud
- Wall & spud flanges
- No stop furnished



Item	OEM	GPF	PACKAGING	PACK	EQUIV TO SLOAN
# 325755	Presto P577-3-NF	3.5	Boxed	pk. 1	None

- Polished chrome flush valve
- W/ 1" I.P. inlet
- Metal "Rubberflex" oscillating lever handle
- Flush connection & coupling for 1-1/4" top spud
- Wall & spud flanges
- No stop furnished



Item	OEM	GPF	PACKAGING	PACK	EQUIV TO SLOAN
# 325760	Rex R526-3-NF	3.5	Boxed	pk. 1	None
# 325775	Rex R526-1.6-NF	1.6	Boxed	pk. 1	None

- Polished chrome flush valve
- W/ 1-1/4" I.P. inlet
- Metal "Rubberflex" oscillating lever handle
- Flush connection & coupling for 1-1/4" top spud
- Wall & spud flanges
- No stop furnished



Item	OEM	GPF	PACKAGING	PACK	EQUIV TO SLOAN
# 325765	Rex R527-3-NF	3.5	Boxed	pk. 1	None
# 325776	Rex R527-1.6-NF	1.6	Boxed	pk. 1	None

Brand Names mentioned in this catalog reference OEM Manufacturers. Please do not confuse AQUAPLUMB® with the OEM Mfr. whose parts these are intended to replace.

Genuine Delany®* Parts

VALVE RENEWAL KITS

- Rubber diaphragm & aux washer kits
- Yellow kit



Item	OEM	Description	Pack
# 4570120	107-KC 107-3KC	Closet Repair Kit 3.5 GPF	Yellow Sleeve pk. 1/10
# 4570123	107-16KC	Closet Repair Kit, 1.6 GPF	Yellow Sleeve pk. 1/10
# 4570130	107-KU	Urinal Repair Kit 1.5 GPF	Yellow Sleeve pk. 1/10

CLOSET REBUILD KIT

- Rubber diaphragm, disc & relief valve



Item	OEM	Description	Pack
# 4570158	107-1.6AC	Closet Rebuild Kit, 1.6 GPF	Hanger Card pk. 1/5
# 4570110	107-3AC	Closet Rebuild Kit, 3.5 GPF	Hanger Card pk. 1/5

URINAL REBUILD KIT

- Rubber diaphragm, disc & relief valve



Item	OEM	Description	Pack
# 4570157	107-1AU	Urinal Rebuild Kit, 1.0 GPF	Hanger Card pk. 1/5

MASTER REBUILD KIT

- For REX closet valves
- Rubber diaphragm, disc, relief valve, handle flexer/seal & operating stem



Item	OEM	Description	Pack
# 4570140	112-C- 1.6-MRK	Closet Rebuild Kit, 1.6 GPF	Hanger Card pk. 1/5

Genuine Delany®* Parts (continued)

MASTER REBUILD KIT – LEATHER VERSION

- For REX closet valves
- Rubber diaphragm, disc, relief valve, handle flexer/seal & operating stem



Item	OEM	Description	Pack
# 4570141	R112-C- 1.6-MRK-L	Closet Rebuild Kit, 1.6 GPF	Hanger Card pk. 1/5

COVER ASSEMBLY FOR REX

- Adjustable, regulating screw in cover to adjust GPF
- Includes CP Brass cover, rubber washer, regulator screw & threaded cap



Item	OEM	Description	Pack
# 4570156	R109-1.6A	1.6 GPF	Bulk pk. 1/15
# 4570155	R109-A	3.5 GPF	Bulk pk. 1/10

AUXILIARY VALVE / TILTING VALVE


- Plastic head w/ Brass shaft



Item	OEM	Description	Pack
# 4570160	114	Plastic Head w/ Brass Shaft	Bulk pk. 1/10

HANDLE ASSEMBLIES

- Chrome plated Brass
- R35A is spring loaded
- R333A has a rubber flexer seal



Item	OEM	Description	Pack
# 4570090	35A	Spring Loaded Rubber Flexer Seal	Bulk pk. 1/5
# 4570100	333A	Rubber Flexer Seal	Bulk pk. 1/5

Brand Names mentioned in this catalog reference OEM Manufacturers. Please do not confuse AQUA PLUMB® with the OEM Mfr. whose parts these are intended to replace.

Genuine Delany®* Parts (continued)

OPERATING STEM

- Brass w/ white nylon tip



Item	OEM		Pack
# 4570185	223-2	Bulk	pk. 1/25

RUBBER FLEXER / HANDLE SEAL

- Fits Flushbox, Flushboy Ultra, Empire, Presto Rex & Saber



Item	OEM		Pack
# 4570180	222-3	Bulk	pk. 1/25

PACKING WASHER

- Fits 35A handle assembly
- Leather



Item	OEM		Pack
# 4570145	26	Bulk	pk. 10/100

COUPLING WASHER

- Fits 35A handle assembly



Item	OEM		Pack
# 4570200	30	Bulk	pk. 10/100

ANGLE CONTROL STOP

- 1" I.P.S. Inlet
- Ground joint connection
- Screwdriver operated w/ protective cap



Item	OEM		Pack
# 4570300	153-3A-J	Bulk	pk. 1/5

ANGLE CONTROL STOP W/ SEAT BUMPER

- 1" I.P.S. Inlet
- W/ seat bumper
- Ground joint connection
- Screwdriver operated w/ protective cap



Item	OEM		Pack
# 4570301	153-3A-G	Bulk	pk. 1/5

KWIKFIT UNION TAILPIECE

- Chrome Polished Brass
- Allows adjustment from 7-1/2" to 8-1/2" centers
- 5" Overall length
- Ground joint connection
- Comes assembled w/ 65 O-ring & 66 clamp ring



Item	OEM		Pack
# 4570193	64-3	Bulk	pk. 1/15

RUBBER VACUUM BREAKER SLEEVE

- W/ insert



Item	OEM		Pack
# 4570070	427A	Bulk	pk. 1/25

Aftermarket Parts for Delany*

HANDLE ASSEMBLY FOR DELANY®*

- Replaces R35A
- Made in USA
- Chrome plated



# CDR35A	Labeled Bag	pk. 1/25/50
----------	-------------	-------------

HANDLE ASSEMBLY FOR DELANY®*, FLUSHBOY®* & REX®*

- Replaces R333A
- Made in USA
- Chrome plated



# CDR333A	Labeled Bag	pk. 1/25/100
-----------	-------------	--------------

DIAPHRAGM ASSEMBLY FOR 3.5 GPF DELANY®*, REX®*

- Replaces R107-3AC
- Made in USA



# CDRA3	Labeled Bag	pk. 1/5
---------	-------------	---------

3.0 GPF CLOSET REPAIR KIT-YELLOW KIT

- Replaces R107-3KC
- Made in USA



# CDRK3	Bulk	pk. 1/10 /100
---------	------	---------------

1.5 GPF URINAL REPAIR KIT-YELLOW KIT

- Replaces R107-KU
- Made in USA



# CDRK1	Labeled Bag	pk. 1/10/100
---------	-------------	--------------

1.0 GPF URINAL REPAIR KIT-YELLOW KIT

- Replaces R107-1KU
- Made in USA



# CDR1KU	Labeled Bag	pk. 1/10
----------	-------------	----------

FLEXER/SEAL FOR DELANY®*

- Replaces R222-3
- Made in USA



# CDR2223	Labeled Bag	pk. 1/100
-----------	-------------	-----------

1.5 GPF DIAPHRAGM ASSEMBLY FOR CLOSET

- Replaces R107-1.6AC
- Made in USA



# CDRA1	Labeled Bag	pk. 1/25
---------	-------------	----------

Brand Names mentioned in this catalog reference OEM Manufacturers. Please do not confuse AQUA PLUMB® with the OEM Mfr. whose parts these are intended to replace.

Aftermarket Parts for Sloan®*, Gerber®* & Zurn®* (continued)

HANDLE SEAL FOR SLOAN®* & GERBER®*

- Replaces B39

SLB39 Labeled Bag pk. 12/72



INSIDE COVER FOR SLOAN®*, ROYAL®*, REGAL®* & GERBER®*

- Plastic

- Replaces A71 New Style

SLA71 Labeled Bag pk. 1/25



SHUT-OFF COVER - VANDAL PROOF

- Chrome Polished ABS, w/ hex wrench

- Replaces H1010A

SLH1010A Labeled Bag 1" pk. 1/10



PISTON ASSEMBLY/CARTRIDGE FOR SLOAN®* & GEM®* CLOSET

- Replaces G1003A

SL1003A Labeled Bag pk. 1/50/100



PISTON ASSEMBLY/CARTRIDGE FOR SLOAN®* & GEM®* URINAL

- Replaces G1002A

SLG1002A Labeled Bag pk. 1/10/50



CLOSET REPAIR KIT - 1.6 GPF FOR SLOAN®* & GERBER®*

- Replaces A41A

SLA41A Boxed pk. 1/10/50



CLOSET REPAIR KIT - 3.5 GPF FOR SLOAN®* & GERBER®*

- Replaces A38A

SLA38A Boxed pk. 1/10/50



Aftermarket Parts for Sloan®*, Gerber®* & Zurn®* (continued)

CLOSET REPAIR KIT - 4.5 GPF FOR SLOAN®* & GERBER®*

SLA36A Boxed pk. 1/10/50



URINAL REPAIR KIT - 1.5 GPF FOR SLOAN®* & GERBER®*

- Replaces A37A

SLA37A Boxed pk. 1/10/50



MASTER REPAIR KIT FOR SLOAN®* & GERBER®* CLOSET

- Completely rebuild valve, stop, vacuum breaker & handle
- Combines A36A, B50P, V551 & H584 into one kit!
- W/ all necessary seals
- W/ flow reducing adapters that go from 4.5 GPF to 1.0 GPF



SLMK Labeled Bag pk. 1/10

CARTRIDGE FOR FLUSHMATE®*

- Replaces C100500K
- For all brands of pressure assist toilets

SLFMC Labeled Bag pk. 1/10



FLUSHOMETER WRENCH

- Angled lead to fit in cramped spaces
- Smooth jaws protect chrome finishes
- Fits 1-1/8" through 2-5/8"
- Use anywhere that you need to protect the finish!



TW-9 Bulk pk. 1/5

Brand Names mentioned in this catalog reference OEM Manufacturers. Please do not confuse AQUA PLUMB® with the OEM Mfr. whose parts these are intended to replace.

Aftermarket Parts for Sloan®*, Gerber®* & Zurn®*

RUBBER VACUUM BREAKER SLEEVE

- Replaces R427
- Made in USA

CDR427 Labeled Bag pk. 1/100



OPERATING STEM

- Replaces R223-2
- Made in USA

CDR2232 Labeled Bag pk. 5/25



DIAPHRAGM FOR SLOAN®* & GERBER®*

- Replaces A156A & A56A

SLA156A Labeled Bag pk. 3/36



DISK TOP WASHER FOR SLOAN®* & GERBER®*

- Replaces A15A

SLA15A Labeled Bag pk. 3/36



RELIEF VALVE FOR SLOAN®* & GERBER®* CLOSET

- White
- Replaces A19AC
- Packed in labeled bag

SLA19AC Labeled Bag pk. 1/10/250



RELIEF VALVE FOR SLOAN®* & GERBER®* URINAL

- Black
- Replaces A19AU
- Packed in labeled bag

SLA19AC Labeled Bag pk. 1/10



VACUUM BREAKER ASSEMBLY

- Complete w/ Chrome Plated Brass nut & rubber vacuum breaker
- Fits Sloan®, Gerber®, Delany® & Zurn®
- Chrome Plated Brass



Item	Replaces	Description		
# 4550230	V500AA	1-1/2 x 1-1/4 x 9	Bulk	pk. 1/10/50
# 4550235	V500AA	1-1/2 x 1-1/2 x 9	Bulk	pk. 1/10/50
# 4550225	V500AA	1-1/2 x 3/4 x 9	Bulk	pk. 1/10/50

Aftermarket Parts for Sloan®*, Gerber®* & Zurn®* (continued)

RUBBER VACUUM BREAKER ASSEMBLY - FOR SLOAN®*, GERBER®*, DELANY®* & ZURN®*

- Replaces V551 & 427A

SLV551 Bulk pk. 1/50/300



O-RINGS FOR SLOAN®* STOP VALVE

- Order number of bags you want



Cat. No.	I.D.	O.D.	Wall		
# 123-70AP	1-3/16"	1-3/8"	3/32"	Bulk	pk. 20/bag

GUIDE FOR SLOAN®*, ROYAL®* & REGAL®*

- Plastic
- Replaces A163A

SLA163A Labeled Bag pk. 1/25/200



SHUT-OFF VALVE REPAIR KIT FOR SLOAN®* & GERBER®*

- Replaces H543

SLH543A Labeled Bag 3/4" pk. 1/10

- Replaces H541

SLH541A Labeled Bag 1" pk. 1/10



HANDLE ASSEMBLY FOR SLOAN®* & GERBER®*, ROYAL®* & REGAL®*

- Chrome Plated Brass
- Replaces B32A

SLB32A Labeled Bag pk. 1/10/100



HANDLE REPAIR KIT FOR SLOAN®* & GERBER®*

- Replaces B50A

SLB50A Labeled Bag pk. 1/25




Brand Names mentioned in this catalog reference OEM Manufacturers. Please do not confuse AQUA PLUMB® with the OEM Mfr. whose parts these are intended to replace.

Shower Sensations®

AquaPlumb® hand showers & shower heads offer the best value in the industry.

Features such as, adjustable spray patterns, massage sprays, rubber tips, classic design & water saving designs, all combine to give you the best shower your money can buy.

Whether it is the features, the great prices, or our new bright packaging, look to AquaPlumb® to give the best value you can buy.



Shower Heads

6-FUNCTION MASSAGE PERSONAL SHOWER

- Plated faceplate - matches finish of the whole unit
- Easy-operating click-stop lever to change functions
- Rubber jet tips for easy cleaning & clog-free performance
- 60" Stainless Steel hose
- Chrome Plated shower arm mounting bracket included
- 4" Face
- 2.5 GPM



# C0306	Chrome Plated	Clam	pk. 1/3/12
# C0306SN	Satin Nickel	Clam	pk. 1/3/12

6-FUNCTION MASSAGE SHOWER HEAD

- Plated faceplate - matches finish of the whole unit
- Easy-operating click-stop lever to change functions
- Rubber jet tips for easy cleaning & clog-free performance
- 4" Face
- 2.5 GPM



# C0305	Chrome Plated	Clam	pk. 1/3/12
# C0305SN	Satin Nickel	Clam	pk. 1/3/12

6-FUNCTION MASSAGE HAND SHOWER & SHOWER HEAD SET

- 0305 & 0306 models packed together
- W/ matching 3-way shower arm mounted diverter. Go between shower head only, hand shower only or both together
- Plated faceplate - matches finish of the whole unit
- Easy-operating click-stop lever to change functions
- Rubber jet tips for easy cleaning & clog-free performance
- 4" Face
- 2.5 GPM



# C0307	Chrome Plated	Clam	pk. 1/3/12
# C0307SN	Satin Nickel	Clam	pk. 1/3/12

Shower Heads

5-FUNCTION MASSAGE PERSONAL SHOWER

- Plated faceplate - matches finish of the whole unit
- Easy-operating click-stop lever to change functions
- Rubber jet tips for easy cleaning & clog-free performance
- 60" Stainless Steel hose
- Chrome Plated shower arm mounting bracket included
- 3.6" Face
- 2.0 GPM



# C0303	Chrome Plated	Clam	pk. 1/3/12
# C0303SN	Satin Nickel	Clam	pk. 1/3/12

5-FUNCTION MASSAGE SHOWER HEAD

- Plated faceplate - matches finish of the whole unit
- Easy-operating click-stop lever to change functions
- Rubber jet tips for easy cleaning & clog-free performance
- 3.6" Face
- 2.0 GPM



# C0302	Chrome Plated	Clam	pk. 1/3/12
# C0302SN	Satin Nickel	Clam	pk. 1/3/12

5-FUNCTION MASSAGE HAND SHOWER & SHOWER HEAD SET

- 0302 & 0303 models packed together
- W/ matching 3-way shower arm mounted diverter. Go between shower head only, hand shower only or both together
- Plated faceplate - matches finish of the whole unit
- Easy-operating click-stop lever to change functions
- Rubber jet tips for easy cleaning & clog-free performance
- 3.6" Face
- 2.0 GPM



# C0304	Chrome Plated	Clam	pk. 1/3/12
# C0304SN	Satin Nickel	Clam	pk. 1/3/12

Shower Heads

5-FUNCTION MASSAGE HAND SHOWER, SHOWER HEAD SLIDE BAR SET

- Slide bar & diverter mounts directly to shower arm
No mounting hardware needed
- Hand shower mount slides up & down on the rail & locks in place
- W/ matching 3-way shower arm mounted diverter. Go between shower head only, hand shower only or both together
- 0302 & 0303 models of head & hand shower
- Plated faceplate - matches finish of the whole unit
- Easy-operating click-stop lever to change functions
- Rubber jet tips for easy cleaning & clog-free performance
- Full color display box w/ hanger holes for pegboard display
- 3.6" Face
- 2.5 GPM



C0309 Chrome Plated Display Box pk. 1/3

5-FUNCTION MASSAGE PERSONAL SHOWER

- Chrome Plated body
- Complimentary grey/putty color faceplate
- Easy-operating click-stop lever to change functions
- Rubber jet tips for easy cleaning & clog-free performance
- 60" Stainless Steel hose
- Chrome Plated Shower arm mounting bracket included
- 4.3" Face
- 2.5 GPM



C0301 Chrome Plated Clam pk. 1/3/12

5-FUNCTION MASSAGE SHOWER HEAD

- Chrome Plated body
- Complimentary grey/putty color faceplate
- Easy-operating click-stop lever to change functions
- Rubber jet tips for easy cleaning & clog-free performance
- 4.3" Face
- 2.5 GPM



C0300 Chrome Plated Clam pk. 1/3/12

Shower Heads

5-FUNCTION PERSONAL SHOWER

- Premium Chrome Plated & peened Chrome Plated finish
- 60" Stainless Steel hose
- Shower head face rotates to change function
- Rubber jet tips for easy cleaning & clog-free performance
- Shower arm mounting bracket included
- 2.5 GPM



C0294 Chrome Plated Clam pk. 1/6/12

5-FUNCTION MASSAGE HEAD

- Premium Chrome Plated & peened Chrome Plated finish
- Shower head face rotates to change function
- Rubber jet tips for easy cleaning & clog-free performance
- 2.5 GPM



C0200 Chrome Plated Clamshell pk. 6/24

3-FUNCTION PERSONAL SHOWER

- Shower head face rotates to change function
- Rubber jet tips for easy cleaning & clog-free performance
- Shower arm mounting bracket included
- White w/ banded highlights
- W/ 60" white reinforced hose
- WaterSense certified
- 2.0 GPM



C0290 White Clamshell pk. 6/24

3-FUNCTION SHOWER HEAD

- Shower head face rotates to change function
- Rubber jet tips for easy cleaning & clog-free performance
- White w/ banded highlights
- WaterSense certified
- 2.0 GPM



C0289 White Clamshell pk. 4/80

Shower Heads

3-FUNCTION PERSONAL SHOWER

- 60" Stainless Steel hose
- Designed to provide a consistent stream at any water pressure
- Convenient slip-in cradle, which connects to existing shower arm
- 2.5 GPM



C0292 Chrome Clamshell pk. 6/24

3-FUNCTION MASSAGE HEAD

- Designed to provide a consistent stream at any water pressure
- Similar to Water-Pik®
- 2.5 GPM



C0201 Chrome Clamshell pk. 6/24

C0201W White Clamshell pk. 6/24

8" ROUND RAIN SHOWER HEAD

- Plated metal body w/ matching plated face
- ABS ball joint
- Packaged together w/ Chrome Plated Stainless Steel 16" 'L'-shaped shower arm & Chrome Plated flange. Shower arm is 16" overall - 12" out from the wall
- Rubber jet tips for easy cleaning & clog-free performance
- Full color display box w/ hanger holes for pegboard display
- 2.5 GPM



C0308 Chrome Plated Clam/PDQ pk. 1/4

6" RAIN SHOWER HEAD

- Chrome Plated ABS body
- Chrome Plated Brass ball joint assembly
- Complementary slate-gray color face plate
- Rubber jet tips for easy cleaning & clog-free performance
- 2.5 GPM



0317P Chrome Plated 1/Box pk. 1/6/12

RAIN HEAD

- Chrome Plated heavy metal construction
- 4" Face size
- W/ flow restrictor to 2.5 GPM at 80 PSI



C0208 Chrome Plated Carded pk. 4/48

Shower Heads

PERFECT-FLO SHOWER HEAD

- Solid metal
- W/ water saver for maximum flow rate of 2.50 GPM at 80 PSI



C0203 2-1/4" Face Size Chrome Plated Carded pk. 6/48

C0202 1-3/4" Face Size Chrome Plated Carded pk. 6/48

C0202SN 1-3/4" Face Size Satin Nickel Carded pk. 6/48

ECO-FRIENDLY WATER SAVING MASSAGE HEADS

- Meets 1.5 GPM flow regulations, from 20 PSI to 80 PSI
- Excellent flow & body coverage for a 1.5 GPM shower head
- Adjustable Spray
- 2-3/4" Overall face
- 4-1/8" Overall height
- Non-removable flow restrictor
- Chrome Plated Brass ball joint
- Self-cleaning & maintenance free design



C0209 Chrome Carded pk. 4/48

C0209W White Carded pk. 6/60

CHROME PLATED SOLID METAL SELECT-A-FLOW SHOWER HEAD

- 2-1/4" Face diameter
- W/ water saver for maximum flow rate of 2.50 GPM at 80 PSI



C0205 Regular Size 2-1/4" Face 4 Tips Carded pk. 5/50

0205A Large Size 2-3/4" Face 6 Tips Boxed pk. 1/25

WATER SAVER CHROME PLATED BRASS SHOWER HEADS

- 1" Face Size
- 1.5 GPM at 40 PSI or 1.8 GPM at 80PSI

C0211 Carded pk. 4/80

W/ Shut-Off

C0212 Carded pk. 4/80



WHITE PRISM

- Acrylic prism
- Chrome Plated Brass ball
- W/ flow restrictor to 2.5 GPM at 80 PSI

0261 Boxed pk. 1/10/200



PLASTIC W/ BRASS BALL-CHROME PLATED

- Adjustable faceplate for multiple spray patterns
- W/ flow restrictor to 2.5 GPM at 80 PSI

C0262 Carded pk. 4/80

0262 Boxed pk. 1/10/100



Shower Heads *(continued)*

METAL-CHROME PLATED

- Adjustable faceplate for multiple spray patterns
- W/ flow restrictor to 2.5 GPM at 80 PSI



0269 Boxed pk. 1/100

PLASTIC-CHROME PLATED

- W/ flow restrictor to 2.5 GPM at 80 PSI
- Adjustable face plate for the finest spray patterns



C0265 Carded pk. 4/80

0265 Boxed pk. 10/200

WHITE PLASTIC

- W/ flow restrictor to 2.5 GPM at 80 PSI
- Adjustable face plate for the finest spray patterns



0260 Bulk pk. 1/10/200

METAL SQUARE

- Chrome Plated Metal
- 2.5 GPM flow rate from 20 PSI to 100 PSI



0204 Boxed pk. 1/5/50

PRICE-PFISTER® STYLE-CHROME PLATED

- Chrome Plated Plastic
- Fits arm w/ attached ball



0207 Bagged pk. 1/10/200

SHOWER SPRAYER W/ HOSE

- Connects to tub spout
- 48" Hose
- Rigid rubber bulb for positive seal on water source
- Massage top



SPR1 Hanger Card pk.6/24

Shower Arms

45° DEGREE ARMS



# 0258	6" Long	Stainless Steel	Chrome Plated	Bulk	pk. 1/25/100
# 0257	8" Long	Stainless Steel	Chrome Plated	Bulk	pk. 1/10/60
# 3361023	10" Long	Stainless Steel	Chrome Plated	Bulk	pk. 1/10/100
# 3361025	12" Long	Stainless Steel	Chrome Plated	Bulk	pk. 1/10/50
# 0258SN	6" Long	Stainless Steel	Satin Nickel	Bulk	pk. 1/25/100

SHOWER ARM & FLANGE SET

- 45° Angle
- Stainless Steel



# C0258A	Chrome Plated	6"	Carded	pk.6/72
# C0258ASN	Satin Nickel	6"	Carded	pk.6/72
# C0257A	Chrome Plated	8"	Carded	pk.6/72

DOUBLE-PIVOT SHOWER ARM EXTENDER

- Extra large die-cast wing handles for easy grip when wet
- Positive ribbed grippers to hold arm in place
- Use to raise or lower shower head to desired height
- Can also be used to angle rain shower head straight down
- Stainless Steel tube & swivel nuts
- Packed w/ teflon tape

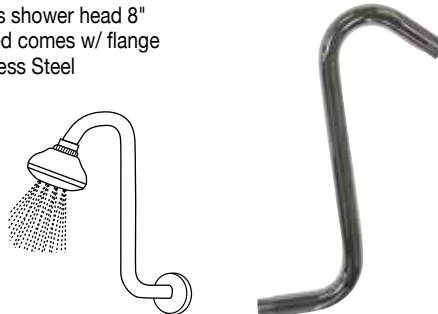


Shower arm extender in use

C0321 Chrome Plated Blister Card pk. 1/3/12

S-SHAPED SHOWER ARM, CHROME PLATED

- Raises shower head 8"
- Carded comes w/ flange
- Stainless Steel



# 3361040	Bulk	pk. 1/50
# C0270	Carded	pk. 4/48



Shower Arms

90° SHOWER ARM, CHROME PLATED

- 16" Overall
- Stainless Steel



3361030 Bulk pk. 1/25

SHOWER ARM FLANGE

- Chrome Plated



0102



0140

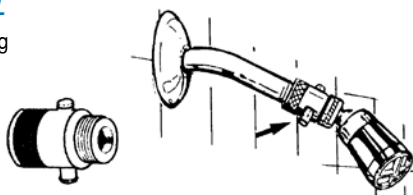
0102 Stamped Steel Bulk pk. 25/2000

0140 Die Cast w/ Set-Screw Bulk pk. 1/50/400

Shower Accessories

SHOWER FLOW CONTROL

- Fits all shower heads including hand-held & massaging units
- Cuts water usage up to 60%
- Chrome Plated Brass



0213 Bulk pk. 1/50/200

3-WAY DIVERTER

- Plated ABS body w/ matching plated lever dial
- Brass swivel nut to attach to shower arm
- Pivoting mount for hand shower
- 1/2" Outlets for shower head & hand shower
- 3-Modes - shower head only, hand shower only, or both together



C0320 Chrome Plated Blister Card pk. 3/12

C0320SN Satin Nickel Blister Card pk. 3/12

BRASS SHOWER DIVERTER-LEVER

- Diverts water from shower head to hand shower
- Chrome Plated Brass



C0297 Carded pk. 4/80

PLASTIC SHOWER DIVERTER-PUSH BUTTON

- Diverts water from shower head to hand shower
- Chrome Plated



C0298 Carded pk. 6/60

Shower Accessories (continued)

3-WAY HAND SHOWER MOUNT



- Plated ABS body
- Strong suction will hold on most smooth surfaces
- Two-sided sticky option for tool-free permanent mounting
- Holes for screw mount permanent option
- Rotates in both directions for perfect hand shower placement

C0322 Chrome Plated Blister Card pk. 3/12

SHOWER MESSAGE HOLDER ADAPTER



#0291



#C0296CP

0291 Wall Mount White Bulk pk. 1/100/300

0296 Fits Shower Arm White Bulk pk. 1/100

C0296 Fits Shower Arm Chrome Carded pk. 6/60

SHOWER HOSES

- 1/2" FPT x 1/2" FPT
- Complete w/ washers



3365060 59" Chrome Plated Stainless Steel Bulk pk. 6/60

C0295 71" Chrome Plated Stainless Steel Carded pk. 3/48

C0285 59" White Reinforced Carded pk. 3/48

Shower Accessories *(continued)*

WASHER FOR HAND-HELD SHOWER

- Rubber
- 3/4" x 7/16" x 3/32"



0286 Bulk pk. 10/100

SHOWER HEAD FLOW RESTRICTER WASHER

- Restricts to 2.5 GPM
- Works from 20 PSI - 100 PSI.
- Fits all shower heads



0214 Bulk pk. 10/100/500

Shower Door Accessories

SHOWER DOOR ROLLERS

- Complete w/ screws
- Nylon
- 3/4" Dia. flat



59400P Bulk pk. 10/200/1000

SHOWER DOOR ROLLERS

- 4/Card
- Complete w/ screws
- Nylon
- 7/8" Dia. round



64550 Carded pk. 12/240

Add-A-Shower & Shower Bars

UTILITY SHOWER FAUCET

- Brass body
- 1/2" Union inlets fits FPT or sweat
- 24" Galv. riser w/ shower head & soap dish
- 3" Centers



1869000 Boxed pk.1/6

ADD-A-SHOWER BATHCOCK/DIVERTER

- 3/8" FPT swivel riser adapter
- Faucet has 3-3/8" center & 3/4" IPS inlet
- Replacement stem C1791C or C1791H




1869040 Boxed pk.1/12

Add-A-Shower & Shower Bars *(continued)*

ADD-A-SHOWER

- Less D-bar
- W/ diverter bath cock, riser, wall bracket & shower head
- Faucet has 3-3/8" center & 3/4" IPS Inlet
- Replacement stem C1791C or C1791H



1869020 Boxed pk. 1

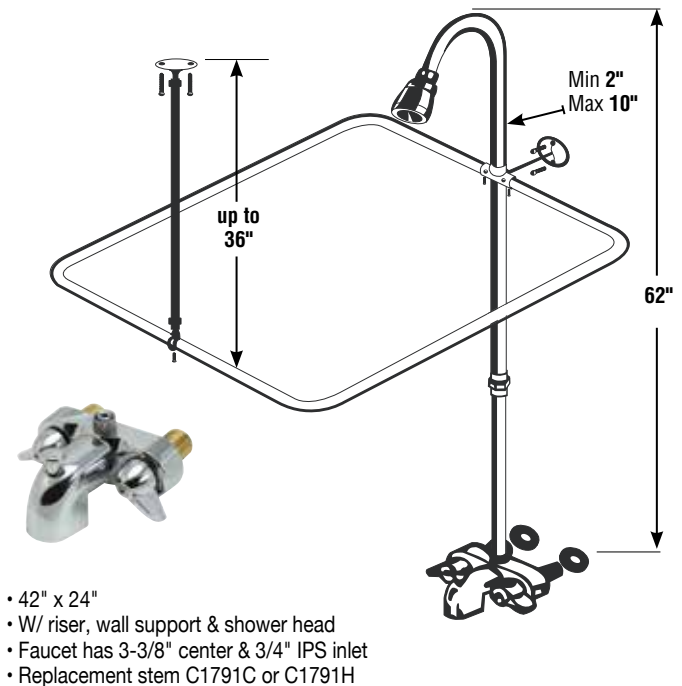
SELF CLOSING VALVE

- 1/2" FPT on both sides
- Chrome Plated solid Brass
- Pull or push lever either up or down to start flow of water
- W/ convenient pull chain
- Old 1810



3387110 Boxed pk. 1/50

ADD-A-SHOWER W/ BATHCOCK FAUCET



- 42" x 24"
- W/ riser, wall support & shower head
- Faucet has 3-3/8" center & 3/4" IPS inlet
- Replacement stem C1791C or C1791H

1869010 Boxed pk. 1

Add-A-Shower & Shower Bars *(continued)*

BATH FAUCET COUPLING ELBOWS

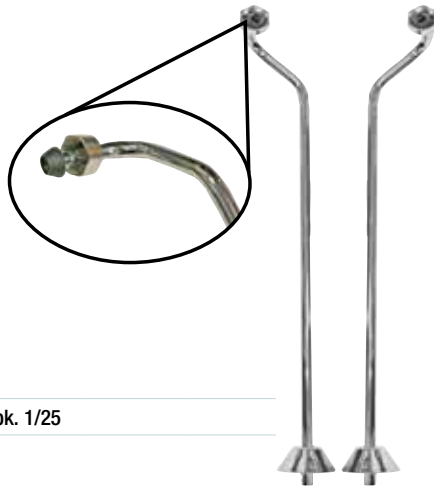
- Nickel plated cast Brass
- Fits 3/4" bathcock threads
- Inlet - 1/2" MPT



1828 Pair/bag pk. 1/25/100

OFFSET BATH SUPPLIES/RISERS

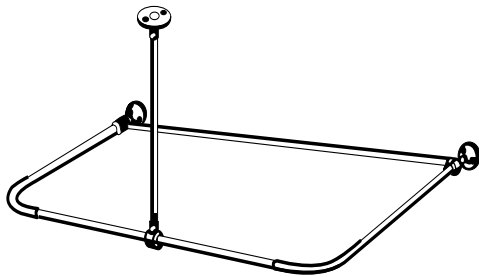
- 1/2" OD x 21-1/2"
- Chrome Plated Brass
- W/ bell flanges
- 3/4" Nuts to fit on the bathcock



0890 1 Pr/Box pk. 1/25

D-BAR CURTAIN BAR – 2 PC.


- 60" x 27"



1869030 Boxed pk. 1

L-BAR CURTAIN BAR – 2 PC.

- 27" x 60"
- W/ jumbo flanges

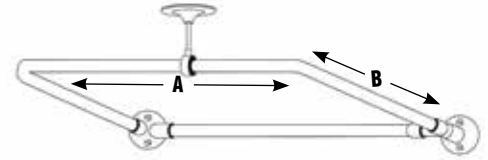


1869050 Boxed pk.1

Add-A-Shower & Shower Bars *(continued)*

D-BARS – 1 PC.

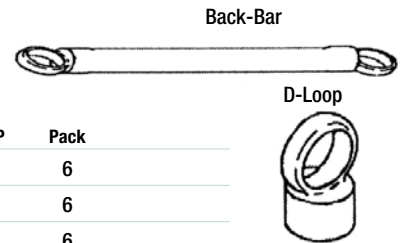
- Complete w/ 36" ceiling support, flanges & back-bar



ITEM	SIZE	A	B	PUT-UP	Pack
# 0760040	4-1/2 ft.	54"	27"	Bulk	6
# 0760050	5 ft.	60"	27"	Bulk	6

BACK-BAR FOR D-BARS

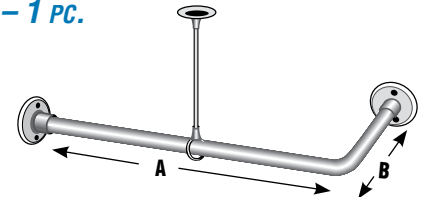
- Back-bar comes w/ D-loops



ITEM	SIZE	PUT-UP	Pack
# 0760100	4-1/2 ft.	Bulk	6
# 0760110	5 ft.	Bulk	6
# 3380050	D-Loop	Bulk	6

L-BAR SHOWER RODS – 1 PC.

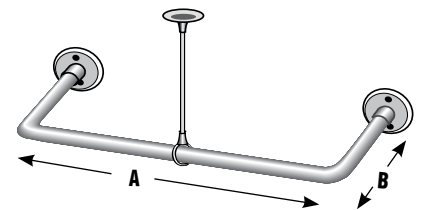
- Complete w/ 36" ceiling support & flanges



ITEM	SIZE	A	B	PUT-UP	Pack
# 0760010	5 ft.	60"	27"	Bulk	6
# 0760020	6 ft.	72"	27"	Bulk	6

U-BARS – 1 PC.

- Complete w/ 36" ceiling support & flanges



ITEM	SIZE	A	B	PUT-UP	Pack
# 0760070	4-1/2 ft.	54"	27"	Bulk	6
# 0760080	5 ft.	60"	27"	Bulk	6

CEILING SUPPORTS FOR CURTAIN BARS

- Chrome Plated
- Loop is set-screw style
- TBE= Threaded Butt Ends TOE= Threaded One End

# 0251D	24" Rod Only, TBE	Bulk	pk. 6/210
# 0251C	30" Rod Only, TBE	Bulk	pk. 6/210
# 0251A	36" Rod Only, TOE	Bulk	pk. 6/210
# 0251B	36" Rod Only, TBE	Bulk	pk. 6/210
# 0251	36" Rod, Loop & Flange, Complete	Bulk	pk. 6/48
# 0250	Flange, Loop & Screws	Bulk	pk. 6



Add-A-Shower & Shower Bars (continued)

5' STRAIGHT SHOWER BARS

- 1" O.D. tubing
- Less flanges, unless noted below



	Finish	Wall Thickness	Pack
# 0267	Aluminum Polished	0.025	pk. 25
# 98849	Stainless Steel Chrome Plated w/ Zinc Flange	0.012	Individually Boxed pk. 6
# 98643	Stainless Steel Satin Nickel	0.012	pk. 5/box * pk. 1
# 98825	Plastic Cover White	—	12 pack * pk. 10

* Sold by the pack. Order number of packs you want. Example for 10 rods of 98642, order 2.

6' STRAIGHT SHOWER BARS

- 1" O.D. tubing
- Less flanges



	Finish	Wall Thickness	Pack
# 0268	Aluminum Polished	0.025	pk. 25

DECORATIVE SPRING TENSION ROD

- Telescoping. Expands
- No screws required
- Sure grip ends
- For shower & general utility
- Fit-all standard shower openings



# 64110	White	36" - 63"	Hanger Tag	pk. 1/12
# 64115	White	41" - 76"	Hanger Tag	pk. 1/6/12
# 64120	Chrome Plated	36" - 63"	Hanger Tag	pk. 1/12
# 64125	Chrome Plated	41" - 76"	Hanger Tag	pk. 1/6/12
# 64109	Beige	36" - 63"	Hanger Tag	pk. 1/6

Shower Bar Flanges

ROUND W/ SCREWS

*Order the number of bags you want




# C0284	Chrome Plated	1 Pair/Card	pk. 6/72
# 0284	Chrome Plated	1 Pair/Bag	pk. 1/50/500
# 0284X5	Chrome Plated	5 Pair/Bag	pk. 1/100*
# 98644	Satin Nickel	5 Pair/Bag	pk. 20/60*

Shower Bar Flanges (continued)

ROUND CONCEALED SCREWS

- W/ screws & concealed hardware

*Order the number of bags you want



# 98680	Chrome Plated	5 Pair/Bag	pk. 1/20/60*
# 98645	Satin Nickel	5 Pair/Bag	pk. 1/20/60*

JIFFY STYLE

- Fit 1" O.D. rods
- Chrome Plated finish

*Order the number of bags you want



# C0283	Chrome Plated Plastic	Pair/Card	pk. 6/48
# 0283	Chrome Plated Plastic	Pair bag	pk. 1/50/250
# 98830	Chrome Plated Plastic	5 pair/bag	pk. 1/72*
# 0281	Chrome Plated Zinc Die Cast	Pair/bag	pk. 1/100
# 98833	S. N. Zinc Die Cast	Pair/bag	pk. 1/100

JUMBO STYLE

- 1 Pair/bag
- Chrome Plated finish
- Die cast
- W/ mounting hardware



# 3382010	Bulk	pk. 1/100
-----------	------	-----------

WHITE PLASTIC SHOWER CURTAIN RINGS

- Holds any shower curtain to rod

*Order the number of bags you want



# 62069	12/Bag	pk.1/200*
---------	--------	-----------

STEEL SHOWER CURTAIN PINS

- Holds any shower curtain to rod

*Order the number of bags you want



# 0226P	Chrome Plated	12/Bag	pk. 12/144
# C0226	Chrome Plated	12/Card	pk. 6/72
# 538194	Satin Nickel	24/Bag	pk. 1/20/120*

Shower/Floor Drains

Coverall Style

- Low profile, can be used in 1st or upper floor
- Beveled edge for recessed/flush installation
- Clamps to pan liner w/ 4 bolts
- Recessed sump area for extra efficient drainage
- Adjustable overall height 3-1/4" - 4-3/8"

2" STYLE - SOLVENT WELD

- 4" Stainless Steel strainer
- Fits over 2" or in 3" PVC pipe



5523000 Boxed pk. 1/12

2" STYLE - SOLVENT WELD

- **W/ Chrome Plated solid Brass strainer**
- Fits over 2" or in 3" PVC Pipe



5523014 Boxed pk. 1/12

2" STYLE - JIFFY JOINT

- 4" Stainless Steel strainer
- No caulk slides
- Fits over 2" pipe



5523006 Boxed pk. 1/12

HEAVY DUTY CAST BRASS SHOWER GRID STRAINER

- Fits shower floor drains
- Fits our 5523000, 5523006, 5523014
- Component of 5523014



5523022 Boxed pk. 1/12

METAL SHOWER DRAIN-DIE CAST

- Stainless Steel grid



0235 1-1/2" Thread Boxed pk. 1/100

0236 2" Thread Boxed pk. 1/100

STAINLESS STEEL SHOWER GRIDS

- 2-3/4" centers on bolt holes
- 3-3/8" OD



2623010 Bulk pk. 1/12/576

- Stainless Steel
- 4-1/4" OD
- Snap-in strainer fits most snap-in style drains
- Fits our 0239, 0240, 0242 & 0243



2623015 Bulk pk. 1/12/288

SNAP-IN FLOOR DRAIN COVER

- Covers all cast iron, clay tile, plastic, etc., drains
- Stainless Steel



Item	Fits Pipe	O.D. Cover		Pack
# 0221	2"	3"	Boxed	pk. 1/100
# 0222	3"	4"	Boxed	pk. 1/100
# 0223	4"	5"	Boxed	pk. 1/100

Shower/Floor Drains (continued)

CAST BRASS, INSIDE CAULKING SHOWER DRAIN

- Fits 2" pipe
- Stainless Steel grid
- 4-1/2" Dia.
- For use on fiberglass or other types of shower bases
- Ribbed rubber gasket for positive leak proof seal on Sch. 40, steel or plastic pipe
- No solvents or lead required
- Included wrench to tighten in drain unit against pipe



0243 Boxed pk. 1/24

PVC SHOWER DRAINS

- 4-1/2" Flange
- Used w/ fiberglass, steel & plastic shower bases
- Fits over 2" Sch. 40 or DWV PVC or ABS DWV



0239

0240, 0242

INSIDE CAULKING

0239 2" PVC Grid Boxed pk. 1/40

0240 2" Stainless Steel Grid Boxed pk. 1/12/48

2" SOLVENT WELD

- Stainless Steel grid



0242 Boxed pk. 1/50

SHOWER DRAIN

- 2" Solvent. Weld or quick caulk
- Snap-in Stainless Steel Strainer



5523030 Boxed pk. 1/24

3" PVC SHOWER DRAIN

- Fits 3" pipe (hub)
- Stainless Steel grid
- Also can be used as general purpose drain



5523052 Boxed pk. 1/12/48

2" PVC SHOWER DRAIN

- Fits 2" pipe (hub)
- Stainless Steel grid
- Also can be used as general purpose drain



5523050 Boxed pk. 1/12

2 PC. SHOWER DRAIN

- 2" Sch. 40
- Stainless Steel grid
- Strainer threads into body so drain can be installed & strainer threaded in later



5523040 Boxed pk. 1/12

Bath Waste & Overflow

Different manufacturers use different thread names to describe their bath drain inserts. No matter what the manufacturer calls it, they are still the same thing. Some measure it from the inside of the threads & some measure it from the outside of the threads.

Common Sizes: There are two main sizes that make up most of the bath drains in the USA. They are:

- 1) 1-1/2" Dia. x 11-1/2 TPI*
 - a. This is sometimes called 1-7/8" diam. x 11-1/2 TPI.
 - b. This is also sometimes called "Course Thread".
- 2) 1-3/8" Dia. x 16 TPI*
 - a. This is sometimes called 1-1/2" dia. x 16 TPI.
 - b. This is also sometimes called "Fine Thread".

Specialty Sizes:

There are two other sizes that are found in the market, but they are not as common. They are:

- 1) 1-1/2" Dia. x 16 TPI*
 - a. This primarily fits some Sayco® & Briggs® bath wastes.
- 2) 2-1/8" Dia. x 16 TPI*
 - a. This is sometimes called 2" dia. x 16 TPI.
 - b. This primarily fits some Kohler® bath wastes.

*TPI – Threads Per Inch

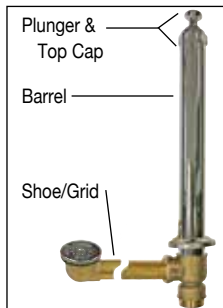
STANDING BATH WASTE

- 1-1/2" Tubular
- Male x female
- Tubular Brass
- 19" Show assembly
- Chrome plate outside tube & plunger rod



C2485A Display Box pk. 1/10

STANDING BATH WASTE COMPONENTS




# 1908010	Chrome Plated Barrel	Bulk	pk. 1/10/50
# 1908020	1-1/2" x 19" Shoe w/ Trim & Grid	1/Box	pk. 1/20
# 1908025	Plunger & Top Cap	Bag	pk. 1/5

Bath Waste & Overflow (continued)

BATH-WASTE & OVERFLOW ASSEMBLY

- 1-1/2" Tubular
- Use in exposed applications where bath waste is visible
- Perfect for leg tubs
- Grate style overflow plate
- Ring-style over-flow screw to hold stopper chain
- Works on tubs w/ overflows up to 18" high
- W/ Chrome Plated Bell flange to cover drain hole in floor

Completely Chrome Plated



2484 Display Box pk. 1/12

BRASS WASTE & OVERFLOW

- 1-1/2" Tubular
- Boxed
- 20 Gauge tubular
- Chrome Plated Brass drain
- Die cast face plate
- W/ chain & stopper



# 2483	1-3/8"	Boxed	pk. 1/12
# 2482	1-1/2"	Boxed	pk. 1/10

TUBULAR BRASS TRIP LEVER

- 1-1/2" Tubular
- 20 Gauge tubular
- Adjustable
- Chrome Plated trim



C2480 Display Box pk. 1/12

Bath Waste & Overflow (continued)

HEAVY DUTY TRIP-LEVER BATH WASTE

- 1-1/2" Tubular
- Compare to Gerber® 41-818
- Cast Brass tee, shoe & head assembly
- 20GA Brass tubular
- Chrome Plated trip lever & grid-drain assembly
- Uses Gerber® parts including face plate & plunger assembly (OEM or AquaPlumb® 1865)


Extra Heavy



4818 Box pk. 1/10

BRASS WASTE & OVERFLOW TUB SHOE & TRIM

- Fine thread is 1-3/8" - 16*, 1/4 x 20T tap
- Coarse thread is 1-1/2" - 11-1/2*, 5/16 tap
- 1861 & 1861A have 1-3/8" tailpiece, 20GA, 6-1/2" overall length
- 1862 & 1862A have 1-1/2" tailpiece, 20GA, 6-1/2" overall length



Trim Chrome Plated Brass w/ Washer



Washer Flat, Rubber, 1-3/4" x 2-5/8" x 3/32"

Item	Size	Bulk	Thread	Fits	Trim Packed
# 1859	1-3/8" Trim Only	Bulk	Fine	#1861	1/10/50
# 1861	1-3/8" Shoe Only	Bulk	Fine	#1859	1/10/50
# 1861A	1-3/8" Shoe w/ Trim	Bulk	Fine		1/5/50
# 1860	1-1/2" Trim Only	Bulk	Coarse	#1862	1/10/50
# 1862	1-1/2" Shoe Only	Bulk	Coarse	#1860	1/10/50
# 1862A	1-1/2" Shoe w/ Trim	Bulk	Coarse		1/5/50
# 2751P	Washer for Above	Bulk			25/500

CABLE DRIVEN BATH DRAIN-PVC

- 1-1/2" Sch. 40
- Adjustable height & depth
- Cut enclosed pipe pieces to fit all tubs, including whirlpool style
- Faceplate locking ring - 2-11/16" dia.
- Drain shoe - 2-3/4" dia.



# 2288	Chrome Trim	Box	pk. 1/6
# 2288W	White Trim	Box	pk. 1/6

PVC SCH. 40 HALF WASTE

- Complete Sch. 40 weight bath waste less the pipe
- Shoe, head, trim & washers
- Two-hole face plate
- 3/8" Thread in shoe trim for testing



2280P Lift & Turn 1/Box pk. 1/24

Bath Waste & Overflow (continued)

LIFT-N-TURN BATH WASTE ASSEMBLY

- 1-1/2" tubular plastic
- Adjustable
- Lift-&-turn drain & 2-hole face plate
- The only tubular plastic bath waste that will extend up to 18" to work w/ most whirlpool & soaker tubs
- Compared to competitor's usable range of 10.5" To 12.5"
- Works on all standard tubs
- Works on all whirlpool & soaker tubs w/ 18" height from tub shoe to center of overflow
- Chrome Plated trim

Exclusive!
Fits Soakers & Whirlpools!!



C2297EX Display Box pk. 1/12

TUBULAR PLASTIC TRIP LEVER

- 1-1/2" Tubular
- Adjustable
- Chrome Plated trim



C2298 Display Box pk. 1/20

TUBULAR PLASTIC TOUCH-TOE

- 1-1/2" Tubular
- Adjustable
- Chrome Plated trim



C2299 Display Box pk. 1/20

TUBULAR PLASTIC LIFT N' TURN

- 1-1/2" Tubular
- Adjustable
- Chrome Plated trim



C2297 Display Box pk. 1/20

Bath Waste & Overflow (continued)

LINKAGE/BUCKET ASSEMBLY FOR BRASS TRIP-LEVER WASTE

- Fits most of the trip levers on the market, including imports
- Includes cotter pin, yoke, single eye wire, hex nut, double eye wire & plunger
- Extra long drop wire to fit whirlpool or extra large drains up to 22" height of overflow



# 1864	Bulk	pk. 1/25/150
# C1864	1/Card	pk. 6/72

WASTE & OVERFLOW WASHER

- Tapered



# 2708P	Sponge Rubber	Bulk	pk. 1/100/500
# C2708	Sponge Rubber	1/Card	pk. 6/48
# 2761P	Rubber	Bulk	pk. 1/25/500

WASTE & OVERFLOW WASHER W/ EARS

- Rubber
- Ears to grab on tub
- Tapered



# 2715P	Bulk	pk. 1/100/500
---------	------	---------------

Bath & Tub Waste Parts

1 HOLE FACE PLATE

- Die cast
- 3-3/16" Dia.



# 2292	Plate Only	Chrome Plated	Bulk	pk. 1/50/200
# C2292	Plate w/ Screw	Chrome Plated	Carded	pk. 6/144

Bath Tub Waste Parts (continued)

2 HOLE FACE PLATE

- Die cast
- 3-3/16" Dia.



# 2291	Plate Only	Chrome Plated	Bulk	pk. 1/25/200
# C2291	Plate w/ Screws	Chrome Plated	Carded	pk. 6/96
# C2291SN	Plate w/ Screws	Satin Nickel	Carded	pk. 6/96
# 2291P	Plate w/ Screws	Polished Brass	Boxed	pk. 1/6/96
# 2291W	Plate w/ Screws	White	Boxed	pk. 1/6/96
# 2291A	Plate w/ Screws	Antique Brass	Boxed	pk. 1/6/96

TRIP LEVER FACE PLATE

- Die cast
- Spring style clip
- 3-3/16" Dia.



# 2294	Plate Only	Chrome Plated	Bulk	pk. 1/10/100
# C2294	Plate w/ Screws	Chrome Plated	Carded	pk. 6/48
# C2294SN	Plate w/ Screws	Satin Nickel	Carded	pk. 6/48
# 2294P	Plate w/ Screws	Polished Brass	Boxed	pk. 1/3/48
# 2294W	Plate w/ Screws	White	Boxed	pk. 1/3/48
# 2294A	Plate w/ Screws	Antique Brass	Boxed	pk. 1/3/48

TRIP PLATE & LINKAGE FOR GERBER®*


- Chrome Plated trip plate
- Brass linkage & bucket



# 1865	Labeled Polybag	pk. 1/10/50
--------	-----------------	-------------

OLD STYLE FACE PLATE W/ RING-BOLT

- Stainless Steel
- W/ bolt w/ ring - 1/4" x 20T



# 2296	Chrome Plated	Bulk	pk. 1/6/48
--------	---------------	------	------------

Bath Tub Waste Parts (continued)

WASTE & OVERFLOW TRIM KITS- UNIVERSAL

- Match new bathroom fixtures or clean-up old trim
- Complete w/ all necessary hardware
- Shoe insert has adapter to fit 1-3/8" (fine thread) or 1-1/2" (course thread) tub shoes



Replaces Both 1 & 2 Hole Style Plates

WASTE & OVERFLOW BLANK PLATE STYLE

- Works in one or two-hole applications
- W/ touch-toe style drain



# TK1	Chrome Plated	Carded	pk. 1/4/36
# TK1N	Satin Nickel	Carded	pk. 1/4/36
# TK1P	Polished Brass	Carded	pk. 1/4/36

TRIP LEVER STYLE

- Spring-type trip lever plate



# TK2	Chrome Plated	Carded	pk. 1/4/36
# TK2N	Satin Nickel	Carded	pk. 1/4/36
# TK2P	Polished Brass	Carded	pk. 1/4/36

SCREWS FOR FACE PLATE

- Chrome Plated
- W/ cotter pin for trip lever
- 1/4" x 20T



# 2295P	Pair/Bag	pk. 1/200/600
---------	----------	---------------

2-HOLE-TO-1-HOLE FACE PLATE CONVERTER

- Converts 2 hole face plate to single hole style
- Rust proof Stainless Steel
- W/ 2 screws to mount bar to 2-hole drain head



# 2293P	Bulk	pk. 1/25/200
---------	------	--------------

Bath Tub Drains & Waste Shoe Plugs

GRID STYLE, COMPLETE

- Die cast
- 1-1/2" Course thread
- 2-3/4" Flange dia.



# C1830	Chrome Plated	Carded	pk. 6/48
# C1830SN	Satin Nickel	Carded	pk. 6/48
# 1830P	Polished Brass	Boxed	pk. 1/3/48
# 1830W	White	Boxed	pk. 1/3/48

TIP-TOE, COMPLETE

- Plastic w/ Zinc body
- 1-1/2" Course thread
- 2-3/4" Flange dia.



# 1831	Chrome Plated	Bulk	pk. 1/50
# C1831	Chrome Plated	Carded	pk. 6/48
# C1831SN	Satin Nickel	Carded	pk. 6/48
# 1831P	Polished Brass	Boxed	pk. 1/6/48
# 1831W	White	Boxed	pk. 1/6/48
# 1831A	Antique Brass	Boxed	pk. 1/6/48

LIFT & TURN, COMPLETE

- Die cast
- Carded version is 1-3/8" fine thread & comes w/ plastic bushing to work in 1-1/2" course thread applications
- 2-3/4" Flange dia.



# 1827	Fine Thread 1-3/8"	Chrome Plated	Bulk	pk. 1/100
# 1834	Coarse Thread 1-1/2"	Chrome Plated	Bulk	pk. 1/50
# C1834A	1-1/2" OR 1-3/8"	Chrome Plated	Carded	pk. 6/48
# C1834ASN	1-1/2" OR 1-3/8"	Satin Nickel	Carded	pk. 6/48

Bath Tub Drains & Waste Shoe Plugs (continued)

PUSH/PULL DRAINS, COMPLETE

- Die cast
- Uses friction to stay up
- Easy push down or pull up action
- 2-3/4" Flange dia.



# 1840	Fine Thread 1-3/8"	Chrome Plated	Box	pk 1/50
# 1841	Course Thread 1-1/2"	Chrome Plated	Box	pk 1/50

PUSH-PULL DRAIN STOPPER, UNIVERSAL

- Die cast w/ Brass threaded studs
- Fits either 3/8" or 5/16" shoe threads
- Can turn most shoes into push/pull operated drain



Reversible Insert

# 1843	3/8" or 5/16" Thread	Box	pk 1/100
--------	----------------------	-----	----------

TUB WASTE SHOE BUSHING KIT

- Plastic bushing adapts any size bath shoe to standard shoe inserts
- First bushing is 1-3/8" (1-5/8") x 16T inside & 1-1/2" (1-7/8") x 11-1/2T outside
- Second bushing is 1-1/2" (1-7/8") x 11-1/2T inside & 2-1/8" x 16T outside (fits Kohler®)



# 1835	Pair/Bag	pk.1/25/200
--------	----------	-------------

FLIP-IT® TOE FLIPABLE TUB STOPPER

- Abs & delrin plastic
- No tools needed
- Fits most tub drains
- Flip to close or open w/ a simple flip of the top



# C1811	Chrome Plated	Display Bag	pk. 5/50/200
---------	---------------	-------------	--------------

GRID & SCREW FOR TUB SHOE

- 2-7/8" Dia.
- Stainless Steel
- 1-3/4" 10-24 Chrome Plated screw



# 2222	Chrome Plated	Set/Bag-Bulk	pk. 1/25/250
# C2222	Chrome Plated	Carded	pk. 10/200
# C2222SN	Satin Nickel	Carded	pk. 10/200

Bath Tub Drains & Waste Shoe Plugs (continued)

PREMIUM TIP-TOE CARTRIDGE

- Replaces rapid-fit*



# 1898	5/16" Thread	Bulk	pk. 1/200
# 1899	3/8" Thread	Bulk	pk. 1/50/200

TIP-TOE CARTRIDGE

- ABS



# 1863	3/8"	Bulk	pk. 1/50/200
# 1829	5/16"	Bulk	pk. 1/50/200
# C1829	5/16"	Carded	pk. 1/5/25
# 1829A	Rubber Replacement Washer	Bulk	pk. 1/25/1000

LIFT-&-TURN STOPPER FOR PRICE-PFISTER STYLE TUB DRAINS

- Chrome Plated metal top
- ABS body
- 1-5/8" Dia.



# 2287	Chrome	Bulk	1/20/200
--------	--------	------	----------

CABLE DRIVEN BATH WASTE STOPPER

- Fits most brands



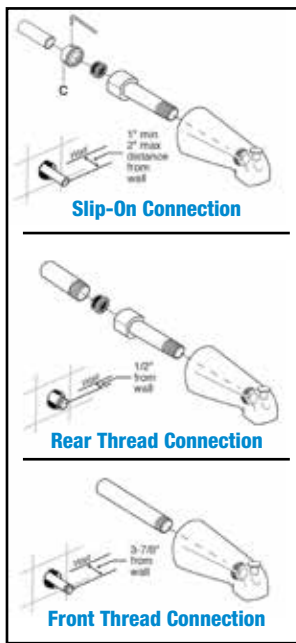
# 1893	Chrome	Bulk	pk. 1/10/100
# 1893SN	Satin Nickel	Bulk	pk. 1/10/100

Tub Spouts

UNIVERSAL 4-WAY FIT

- 3/4" Thread at base
- 1/2" Thread at base
- 1/2" Copper slip
- 1/2" Thread at nose

* Details & instructions are included in the package



# C1855	Spout	Chrome Plated	Carded	pk. 3/48
# C1855SN	Spout	Satin Nickel	Carded	pk. 3/48
# C1856	Diverter Spout	Chrome Plated	Carded	pk. 3/48
# C1856SN	Diverter Spout	Satin Nickel	Carded	pk. 3/48

NON DIVERTER, THREAD-ON


- Die-cast
- 1/2" FPT nose thread



# 1852	Chrome Plated	Boxed	pk. 1/50
# C1852	Chrome Plated	Carded	pk. 3/48
# C1852SN	Satin Nickel	Carded	pk. 3/48

NON DIVERTER, SLIP-ON

- Die-cast
- Slip on for copper 1/2" C (5/8" OD)



# 1855	Chrome Plated	1/Box	pk. 1/50
--------	---------------	-------	----------

DIVERTER W/ 1/2" MPT SHOWER OUTLET

- Die-cast
- Rear thread (3/4" or 1/2")
- 1/2" Top shower adapter

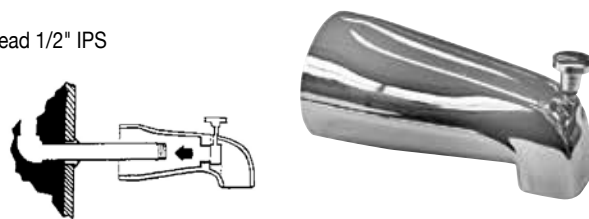


# 1854	Chrome Plated	Boxed	pk. 1/50
# C1854	Chrome Plated	Carded	pk. 3/48
# 1854W	White	Boxed	pk. 1/3/48

Tub Spouts (continued)

DIVERTER AT NOSE

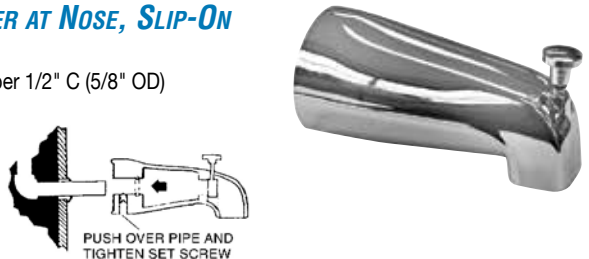
- Die-cast
- Nose thread 1/2" IPS



# 1853	Chrome Plated	Boxed	pk. 1/50
# C1853	Chrome Plated	Carded	pk. 3/48
# C1853SN	Satin Nickel	Carded	pk. 3/48

DIVERTER AT NOSE, SLIP-ON

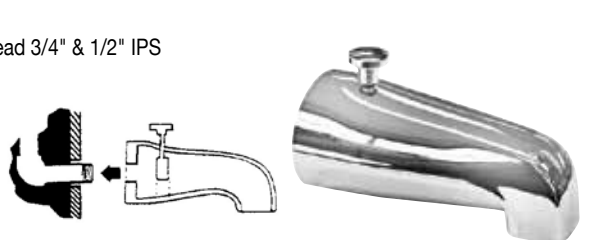
- Die-cast
- For copper 1/2" C (5/8" OD)



# 1856	Chrome Plated	Boxed	pk. 1/50
--------	---------------	-------	----------

DIVERTER AT BACK

- Die-cast
- Rear thread 3/4" & 1/2" IPS



# 1857	Chrome Plated	Boxed	pk. 1/50
--------	---------------	-------	----------

CAST BRASS, DIVERTER AT BACK

- Rear thread 3/4" & 1/2" IPS



# 1851	Chrome Plated	Boxed	pk. 1/25
--------	---------------	-------	----------

FACE BUSHING

- 3/4" MPT x 1/2" FPT
- Converts 3/4" female thread to 1/2" female thread
- Brass



# 110F-128	Bulk	pk. 1/5/300
------------	------	-------------

Bath Accessories, Carded

4 PC. BATHWARE SET, CONCEALED SCREW

- Towel bar
- Toilet paper roller
- Acrylic towel ring
- Double robe hook
- Made of rust proof Chrome Plated Zinc metal
- Strong seamless mirror finish 3/4" bars
- Concealed screws for attractive look
- Mounting instructions & templates included



C4200 18" Bar Set/Carded pk. 4/40
 # C4100 24" Bar Set/Carded pk. 4/24



4PC BATHWARE SET- CONCEALED SCREW

- 24" Towel bar
- Toothbrush tumbler holder
- Toilet paper roller
- Soap dish
- Made of rust proof Chrome Plated Zinc metal
- Strong seamless mirror finish 3/4" bars
- Concealed screws for attractive look
- Mounting instructions & templates included



C4102 Chrome Plated Carded pk. 4/12



METAL TOWEL BAR & BRACKETS

- 3/4" Square bar
- Made of rust proof Chrome Plated Zinc metal
- Strong seamless mirror finish 3/4" bars
- Concealed screws for attractive look
- Mounting instructions & templates



C4101A 18" Bar Carded pk. 6/36
 # C4101 24" Bar Carded pk. 6/36



TOILET PAPER HOLDER

- Made of rust proof Chrome Plated Zinc metal
- Concealed screws for attractive look
- Mounting instructions & templates included



C4110 Carded pk. 6/72

Bath Accessories, Carded (continued)

ACRYLIC TOWEL HOLDER

- Made of rust proof Chrome Plated Zinc metal
- Concealed screws for attractive look



C4108 Carded pk. 6/72

SOAP DISH

- Made of rust proof Chrome Plated Zinc metal
- Concealed screws for attractive look



C4104 Carded pk. 6/72

TOOTH BRUSH & TUMBLER HOLDER

- Made of rust proof Chrome Plated Zinc metal
- Concealed screws for attractive look



C4105 Carded pk. 6/72

DOUBLE ROBE HOOK

- Made of rust proof Chrome Plated Zinc metal
- Concealed screws for attractive look



C4106 Carded pk. 6/72

SINGLE ROBE HOOK

- Made of rust proof Chrome Plated Zinc metal
- Concealed screws for attractive look



C4106A Carded pk. 6/72

Bell Style Bath Accessories

**TOWEL BAR w/ POSTS
CONCEALED SCREW, BELL-STYLE**

- 3/4" Dia. rod
- Zinc
- Furnished w/ matching plate & screws



# 97308	Chrome	18"	Boxed	pk. 1/25
# 97309	Satin Nickel	18"	Boxed	pk. 1/25
# 97310	Chrome	24"	Boxed	pk. 1/25
# 97311	Satin Nickel	24"	Boxed	pk. 1/25

**PAPER ROLLER
CONCEALED SCREW, BELL-STYLE**

- Zinc
- Furnished w/ matching plate & screws
- W/ color matched plastic roller



# 97300	Chrome	Boxed	pk. 1/25
# 97301	Satin Nickel	Boxed	pk. 1/25

**EURO STYLE PAPER ROLLER
CONCEALED SCREW, BELL-STYLE**

- Zinc
- Furnished w/ matching plate & screws



# 97302	Chrome	Boxed	pk. 1/25
# 97303	Brushed Nickel	Boxed	pk. 1/25

**TOWEL RING
CONCEALED SCREW, BELL-STYLE**

- Zinc
- Furnished w/ matching plate & screws



# 97304	Chrome	Boxed	pk. 1/25
# 97305	Brushed Nickel	Boxed	pk. 1/25

**DOUBLE ROBE HOOK
CONCEALED SCREW, BELL-STYLE**

- Zinc
- Furnished w/ matching plate & screws



# 97306	Chrome	Boxed	pk. 1/50
# 97307	Brushed Nickel	Boxed	pk. 1/50

Square Style Bath Accessories

**TOWEL BAR
CONCEALED SCREW, SQUARE STYLE**

- Furnished w/ screws & end mounting brackets
- Zinc
- Square bottom shape on mounting bracket



# 03038	Chrome	3/4"	18"	Boxed	pk. 5/30
# 03040	Chrome	3/4"	24"	Boxed	pk. 5/30
# 03033	Satin Nickel	5/8"	24"	Bagged	pk. 5/30

**TOWEL BAR BRACKETS
CONCEALED SCREW, SQUARE STYLE**

- Square bottom shape
- Furnished w/ mounting plate & screws
- Zinc



# 97177	Chrome	5/8"	1Pair/Boxed	pk. 1/50/100
# 97172	Satin Nickel	5/8"	1Pair/Boxed	pk. 1/50/100
# 97180	Chrome	3/4"	1Pair/Boxed	pk. 1/50/150
# 97170	Satin Nickel	3/4"	1Pair/Boxed	pk. 1/50/100

**TOILET PAPER HOLDER
CONCEALED SCREW, SQUARE STYLE**

- Spring loaded white plastic roller
- Furnished w/ screws & end mounting brackets
- Square base post
- Zinc



# 36214	Satin Nickel	Boxed	pk. 1/6/96
# 97187	Chrome	Boxed	pk. 1/50/100

**SOAP DISH
CONCEALED SCREW, SQUARE STYLE**

- Zinc die cast
- Furnished w/ mounting plate & hardware



# 97192	Polished Chrome	Boxed	pk. 1/50/100
# 97193	Satin Nickel	Boxed	pk. 1/25/50

**TOOTHBRUSH/TUMBLER HOLDERS
CONCEALED SCREW, SQUARE STYLE**

- Concealed installation screw mount
- Furnished w/ mounting hardware



# 97195	Die Cast	Chrome	Boxed	pk. 1/50/100
# 97196	Die Cast	Satin Nickel	Boxed	pk. 1/50/100

Square Style Bath Accessories *(continued)*

**PREMIUM TOWEL HOLDER
CONCEALED SCREW, SQUARE STYLE**

- 3/8" Dia. wire ring
- Furnished w/ screws & mounting plate
- Zinc



# 62062	Chrome	Boxed	pk. 1/6/96
# 62070	Satin Nickel	Boxed	pk. 1/6/96
# 62072	Oil Rubbed Bronze	Boxed	pk. 1/6/96
# 62063	Polished Brass	Boxed	pk. 1/6/96

**TOWEL HOLDER
CONCEALED SCREW, SQUARE STYLE**

- Lucite ring
- Chrome
- Furnished w/ screws & mounting bracket



# 97892	Chrome	Boxed	pk. 1/25/50
---------	--------	-------	-------------

**DOUBLE ROBE HOOK
CONCEALED SCREW, SQUARE STYLE**

- Furnished w/ screws & mounting plate



# 97897	Chrome	Boxed	pk. 1/50/100
# 97896	Satin Nickel	Boxed	pk. 1/50/100

**Tower Style Bath Accessories,
Concealed Screw**

**TOWEL BAR
CONCEALED SCREW, TOWER STYLE**

- Furnished w/ screws & end mounting brackets
- Zinc
- Tower style on mounting bracket



# 97887	Brushed Nickel	3/4" x 24" Boxed	pk. 1/24/48
---------	----------------	------------------	-------------

**TOILET PAPER HOLDER & TOWEL BAR BRACKETS
CONCEALED SCREW, TOWER STYLE**

- Tower style
- 2-1/4" x 1-1/4" base; 2-15/16" depth
- Furnished w/ mounting plate & screws
- Zinc



# 97185	Chrome	5/8"	1Pair/Boxed	pk. 1/50/100
# 97186	Satin Nickel	5/8"	1Pair/Boxed	pk. 1/50/100
# 97181	Chrome	3/4"	1Pair/Boxed	pk. 1/50/100
# 97182	Satin Nickel	3/4"	1Pair/Boxed	pk. 1/50/100

**TOILET PAPER HOLDER
CONCEALED SCREW, TOWER STYLE**

- Spring loaded white Plastic roller
- Furnished w/ screws & end mounting brackets
- Tower base posts
- Zinc



# 97188	Chrome	Boxed	pk. 1/50/100
# 97189	Satin Nickel	Boxed	pk. 1/50/100

**Tower Style Bath Accessories,
Exposed Screw**

**TOWEL BAR
EXPOSED SCREW, TOWER STYLE**

- Furnished w/ screws & end mounting brackets
- Zinc
- Tower style on mounting bracket



# 03036	Chrome	5/8" x 24"	Boxed	pk. 5/30
# 03051	Brushed Nickel	5/8" x 24"	Boxed	pk. 5/30
# 97886	Brushed Nickel	3/4" x 24"	Boxed	pk. 1/24/48

**TOILET PAPER HOLDER & TOWEL BAR BRACKETS
EXPOSED SCREW, TOWER STYLE**

- Furnished w/ screws
- Zinc



# 97184	Chrome	5/8"	1Pair/Boxed	pk. 1/50/100
# 97174	Satin Nickel	5/8"	1Pair/Boxed	pk. 1/50/100
# 97183	Chrome	3/4"	1Pair/Boxed	pk. 1/50/100
# 97173	Satin Nickel	3/4"	1Pair/Boxed	pk. 1/50/100

**TOILET PAPER HOLDERS
EXPOSED SCREW - TOWER STYLE**

- Spring loaded white plastic roller
- Furnished w/ screws
- Tower base posts
- Zinc



# 36206	Chrome	Boxed	pk. 1/6/96
# 97190	Chrome	Bagged	pk. 1/50/100
# 97888	Satin Nickel	Boxed	pk. 1/50/100

**SOAP DISHES
EXPOSED SCREW, TOWER STYLE**

- Die cast
- Furnished w/ screws



# 36208	Chrome	Boxed	pk. 1/50/100
# 97889	Satin Nickel	Boxed	pk. 1/50/100

**TOOTHBRUSH/TUMBLER HOLDERS
EXPOSED SCREW, TOWER STYLE**

- Exposed installation screw mount
- Furnished w/ mounting hardware



# 97194	Clear Plastic Tray	Chrome	Boxed	pk. 1/50/100
# 97890	Die Cast	Chrome	Bagged	pk. 1/50/100
# 97891	Die Cast	Satin Nickel	Boxed	pk. 1/50/100

Tower Style Bath Accessories, Exposed Screw *(continued)*

LUCITE TOWEL RING EXPOSED SCREW, TOWER STYLE

- Lucite ring
- Satin Nickel
- Furnished w/ screws



# 97894	Satin Nickel	Boxed	pk. 1/25/50
---------	--------------	-------	-------------

DOUBLE ROBE HOOK EXPOSED SCREW MOUNT

- Furnished w/ screws



# 97895	Satin Nickel	Boxed	pk. 1/50
---------	--------------	-------	----------

Towel Bars

STAINLESS STEEL TOWEL BAR



# 4140	3/4" x 18"	Chrome	pk. 1/50
# 4141	3/4" x 24"	Chrome	pk. 1/50
# 4143	3/4" x 36"	Chrome	pk. 1/50
# 4141SN	3/4" x 24"	Satin Nickel	pk. 1/50
# 4130	5/8" x 18"	Chrome	pk. 1/50
# 4131	5/8" x 24"	Chrome	pk. 1/50
# 4131SN	5/8" x 24"	Satin Nickel	pk. 1/50

ALUMINUM TOWEL BAR

- Mill finished



# 4116	3/4" x 18"	Bulk	pk. 1/50
# 4117	3/4" x 24"	Bulk	pk. 1/50
# 4118	3/4" x 30"	Bulk	pk. 1/50

REPLACE-A-BAR

- Plastic
- Spring ends
- Cut to length



# 4180	24" White	Bulk	pk. 1/100
# 4181	24" Clear	Bulk	pk. 1/100
# 4182	24" Black	Bulk	pk. 1/100
# 4183	36" Clear	Bulk	pk. 1/100

SPRING LOADED BAR ENDS

- Opaque Plastic
- Fits 5/8" or 3/4" square towel bar brackets

*Order the number of bags you want

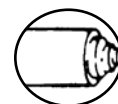


# 97899	White	10 pack*	Bulk	pk. 1/10/100
---------	-------	----------	------	--------------

Toilet Paper Holders

TOILET PAPER ROLLER

- Plastic
- Spring action
- Fits most paper holders
- W/ stepped ends
- Fits 3/8" & 5/8" openings



Stepped End



# C3450	Carded	White	pk. 6/72
# 3450T	Bulk	White	pk. 5/500
# C3451	Carded	Chrome	pk. 6/72
# 3451	Bulk	Chrome	pk. 5/500

TOILET PAPER ROLLERS - BULK

- Spring loaded white Plastic roller



*Order the number of bags you want

# 97198	Aluminum 5/8" End	Chrome	5/polybag*	pk. 1/25/50
# 97197	Plastic 5/8" End	White	5/polybag*	pk. 1/50/100
# 97199	Plastic 3-Stepped End	White	5/polybag*	pk. 1/25/100

Bath Accessories

SHOWER ORGANIZERS

- Furnished w/ mounting hardware



# C4120	White Plastic Coated Wire	Display Card	pk. 6/24
# C4150	Chrome	Display Card	pk. 6/24

72" RETRACTABLE CLOTHESLINE

- Stainless Steel
- All mounting hardware included

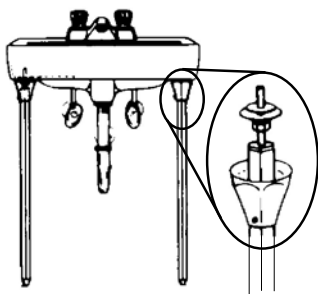


# 98832	Boxed	pk. 1/5/50
---------	-------	------------

Bath Accessories *(continued)*

LAV LEGS (BASIN LEG)

- Top of leg attaches to bottom of sink
- All mounting hardware included
- Decorative hex bell flange
- Adjustable legs — 28-1/4" to 29-1/2"



0964 1 Pr/Box pk. 1/12

Commercial Paper Rollers

- Recessed mount
- 5-1/4" x 5-1/4" x 2"
- Spring loaded white plastic roller
- Furnished w/ screws & mounting bracket



97201U Stainless Steel Chrome Boxed pk. 1/25/50

CONTROLLED DELIVERY PAPER ROLLERS

- Zinc die cast construction, bright Chrome Plated
- Push button to release roll, vandal resistant
- Mounting hardware included



4172 Single Boxed pk. 1/25

4173 Double (10.5" Wide) Box pk. 1/25

DOUBLE COMMERCIAL TOILET PAPER HOLDERS

- Surface mount
- Vandal resistant
- Furnished w/ mounting hardware
- Milled Aluminum finish



97210U Aluminum Boxed pk. 1/12

97210R Plastic Roller Replacement Bagged pk. 1/10/50

Commercial Soap Dishes

SOAP HOLDER W/ UTILITY BAR

- Versatile utility bar ideal for washcloth
- 5-1/4" x 4-1/4" x 2"
- Furnished w/ screws & mounting bracket



97202U Polished Chrome Boxed pk. 1/25/50

REPLACEMENT SOAP TRAY

- 4-5/8" x 2-5/8"
- Does not work in our 97202U



97203U Clear Plastic Tray Polybag pk. 1/25/50

Commercial Soap Dispensers

GLOBE STYLE DISPENSER

- Plastic globe dispenser
- Die cast body
- Swivel to remove globe & refill
- 400 ml (.42 qt)



4170 Boxed pk. 1/25

METAL DISPENSER

- Easy refill
- Chrome finish
- 1000 ml (1.05 qt)

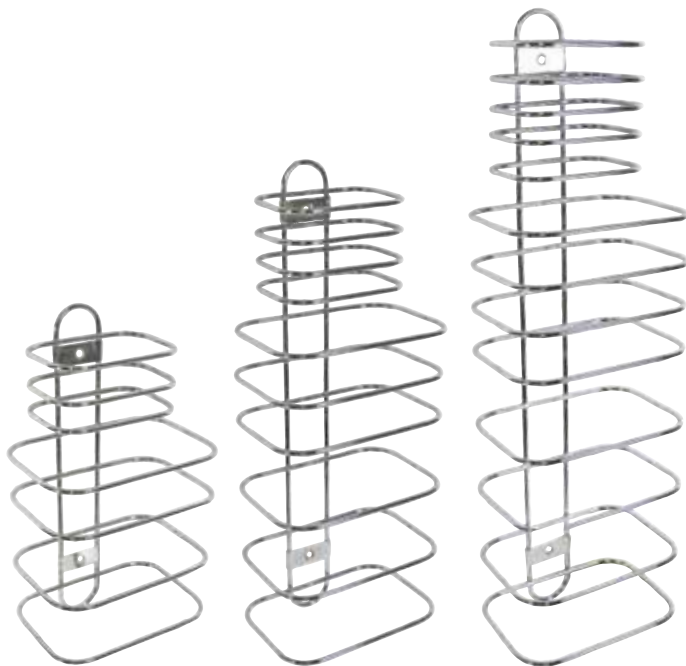


630000 Boxed pk. 1/6

Towel Holders

WIRE TOWEL RACK

- Accommodates 1 wash cloth, 1 hand towel & 1 bath towel per guest
- Furnished w/ mounting hardware
- Chrome Plated



	Wash Cloth	Hand Towel	Bath Towel	Pack	
# 97205U	3	2	2	Boxed	pk. 1/12
# 97206U	4	3	3	Boxed	pk. 1/12
# 97207U	5	4	4	Boxed	pk. 1/12

COMMERCIAL SURFACE MOUNT PAPER TOWEL DISPENSER

- ADA approved
- White powder coated finish
- Towel capacity: 400 c-fold or 525 multi-fold
- Furnished w/ mounting hardware

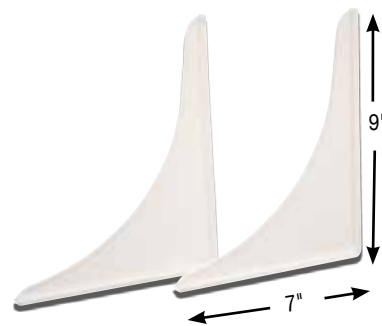


98542 14-5/8" H x 11"W x 4" D White Boxed pk. 1/8

Splash Guards

MINI SPLASH GUARDS

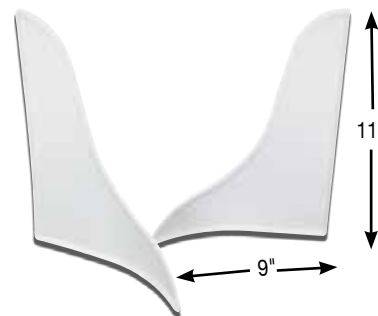
- 9" X 7"
- White Polystyrene
- Self adhesive strips for easy installation
- Keeps water from escaping around ends of shower curtain



98824 Boxed pk. 1/30

CURVED SPLASH GUARDS

- 9" X 11"
- Curved design to channel water into tub
- White Polystyrene
- Keeps water from escaping around ends of shower curtain
- Use caulk & glue to install (not included)



98823 Boxed pk. 1/20

PREMIUM CONTOURED SPLASH GUARDS

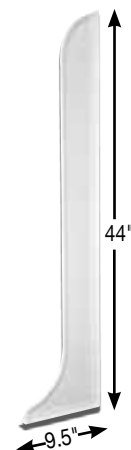
- 11" X 7"
- Curved on inside to direct water back into tub
- Straight on outside to maintain maximum contact w/ the shower curtain
- Use caulk or glue to install (not included)



96295 Display Box pr/box pk. 1/24

MAXI-SPLASH GUARD

- 9.5" X 44"
- White Polystyrene
- Self adhesive strips for easy installation
- Keeps water from escaping around ends of shower curtain



98822 Boxed pk. 1 pr/box

Premium Grab Bars

CONCEALED SCREW 1-1/2"

- 18 Gauge tubular
- #304 Stainless Steel material
- Concealed surface mount application
- Includes 6 ea 10 x 2" (50.80 mm) Stainless Steel installation screws
- Smooth finish



Item	Length On-Center	Overall Length		Pack
# GRAB12	12"	15"	Individually Bagged	pk. 1/4/12
# GRAB18	18"	21"	Individually Bagged	pk. 1/4/12
# GRAB24	24"	27"	Individually Bagged	pk. 1/4/12
# GRAB30	30"	33"	Individually Bagged	pk. 1/4/12
# GRAB36	36"	39"	Individually Bagged	pk. 1/4/12
# GRAB42	42"	45"	Individually Bagged	pk. 1/4/12
# GRAB48	48"	51"	Individually Bagged	pk. 1/4/12

CORNER GRAB BAR

- 18 Gauge tubular
- #304 Stainless Steel material
- Concealed surface mount application
- Includes 3 ea 10 x 2" (50.80Mm) Stainless Steel installation screws
- Smooth finish



# 98549	16" x 32"	Individually Bagged	pk. 1
---------	-----------	---------------------	-------

Standard Grab Bars

EXPOSED SCREW 1-1/4" KNURLED

- Knurled grip
- Chrome Plated Steel
- Includes 6 ea 10 x 2" (50.80 mm) Stainless Steel installation screws



# 03050	16"	Individually Bagged	pk. 3/30
# 03055	18"	Individually Bagged	pk. 3/15
# 03060	24"	Individually Bagged	pk. 3/15
# 03065	32"	Individually Bagged	pk. 3/15
# 03070	36"	Individually Bagged	pk. 3/15
# 03075	42"	Individually Bagged	pk. 3/12
# 03080	48"	Individually Bagged	pk. 3/12

THERMOPLASTIC SUPPORT BARS & GRAB BAR

- 1-1/4" OD super strength thermoplastic cover
- Decorative concealed screw flange
- M bar style
- White



# 03150	6' Tubing	Bulk	pk. 1
# 99253	18", Complete Set	Bulk	pk. 1/32
# 99255	24", Complete Set	Bulk	pk. 1/24
# 99256	30", Complete Set	Bulk	pk. 1/24
# 99261	42", Complete Set	Bulk	pk. 1/16
# 99263	48", Complete Set	Bulk	pk. 1/15



03135

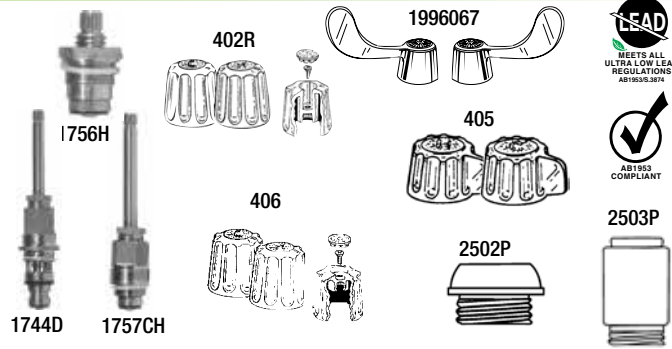


03140



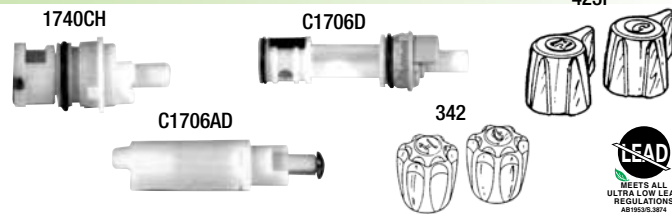
# 03135	End Bracket, Pair	Bulk	pk. 12
# 03140	Center Supports, ea	Bulk	pk. 12

Parts for Gerber*



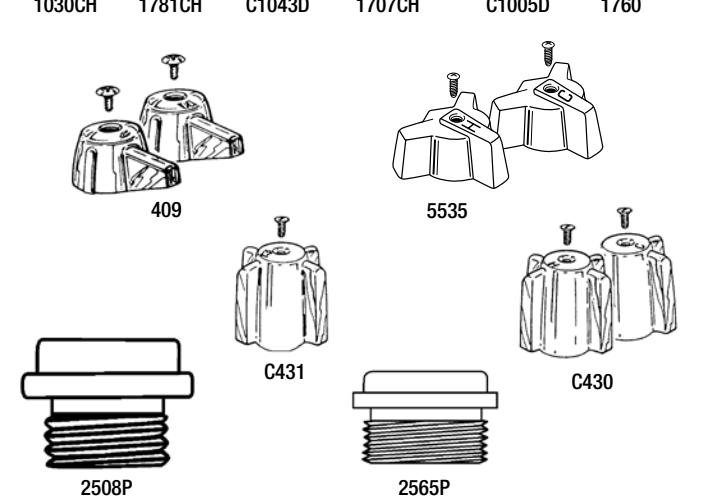
ITEM #	AB1953	TYPE	DESCRIPTION	PUT-UP	PACK
# 1756C	✓	Stem	Cold for Lav./ Kitchen	Bulk	pk. 1/100/200
# C1756C	✓	Stem	Cold for Lav./ Kitchen	1/Card	pk. 4/48
# 1756H	✓	Stem	Hot for Lav./ Kitchen	Bulk	pk. 1/100/200
# C1756H	✓	Stem	Hot for Lav./ Kitchen	1/Card	pk. 4/48
# 1757CH		Stem	H/C for Tub & Shower	Bulk	pk. 1/25/100
# C1757CH		Stem	H/C for Tub & Shower	1/Card	pk. 4/48
# 1744D		Stem	Div. for Tub & Shower	Bulk	pk. 1/25/100
# C1744D		Stem	Div. for Tub & Shower	1/Card	pk. 4/48
# 405		Handles	Lav./Kitchen	Bulk	pk. 1/25/100
# C405		Handles	Lav./Kitchen	Pr/Card	pk. 6/72
# 402		Handles	Tub-Long Broach	Bulk	pk. 1/25/100
# C402		Handles	Tub-Long Broach	Pr/Card	pk. 6/72
# 402A		Handle	Diverter-Long Broach	Bulk	pk. 1/25/100
# C402A		Handle	Diverter-Long Broach	1/Card	pk. 6/72
# 406		Handles	Tub -Short Broach	Bulk	pk. 1/25/100
# C406		Handles	Tub -Short Broach	Pr/Card	pk. 6/72
# 406A		Handle	Diverter-Short Broach	Bulk	pk. 1/25/100
# C406A		Handle	Diverter-Short Broach	1/Card	pk. 6/72
# 1996067		Handles	Wrist/Blade	Bulk	pk. 1/10/100
# 2502P	✓	Seats	5/8" x 20T	Bulk	pk. 10/100
# 2503P	✓	Seats	5/8" x 20T, Tall	Bulk	pk. 10/100

Parts for Delta*/Delex*



ITEM #	AB1953	TYPE	DESCRIPTION	PUT-UP	PACK
# 1740CH	✓	Stem	Hot or Cold H & C w/Seats	Bulk	1/100/1000
# C1740CH	✓	Stem	Hot or Cold H & C w/Seats	1/Card	pk. 4/48
# C1706D		Stem	Diverter	1/Card	pk. 4/40
# C1706AD		Stem	Extension	1/Card	pk. 4/40
# C342		Handles	Acrylic Hot & Cold	Pr/Card	pk. 6/72
# 342P		Handles	Acrylic Hot & Cold	Pr/Bulk	pk. 1/25/100
# 423P		Handles	CP Hot & Cold	Pr/Bulk	pk. 1/25

Parts for Central*



ITEM #	AB1953	TYPE	DESCRIPTION	PUT-UP	PACK
# C1760C	✓	Stem	Cold for Lav/Kit	1/Card	pk. 4/48
# 1760H	✓	Stem	Hot for Lav/ Kit	Bulk	pk. 1/25/400
# C1760H	✓	Stem	Hot for Lav/ Kit	1/Card	pk. 4/48
# 1707CH	✓	Stem	New Style Tub/Shower	Bulk	pk. 1/25/100
# C1707CH		Stem	New Style Tub/Shower	1/Card	pk. 4/48
# C1005D		Stem	New Style Diverter	1/Card	pk. 4/48
# 1781CH		Stem	Old Style Tub/Shower	Bulk	pk. 1/25/100
# C1781CH		Stem	Old Style Tub/Shower	1/Card	pk. 4/48
# 1030CH		Stem	Old Style Tub/Shower	Bulk	pk. 1/25/100
# C1030CH		Stem	Old Style Tub/Shower	1/Card	pk. 4/48
# C1043D		Stem	Old Style Diverter	1/Card	pk. 4/48
# C409		Handle	Lav & Kitchen Tub & Shower	Pr/Card	pk. 6/72
# C430		Handle	Shower	Pr/Card	pk. 6/72
# C431		Handle	Diverter	1/Card	pk. 6/72
# 5535		Handle	Tri-Point	Bulk	pk. 1/25/100
# 2508P	✓	Seat	1/2" x 24T	Bulk	pk. 10/100

Brand Names mentioned in this catalog reference OEM Manufacturers. Please do not confuse AQUA PLUMB® with the OEM Mfg. whose parts these are intended to replace.

Parts for Savoy*




ITEM #	AB1953	TYPE	DESCRIPTION	PUT-UP	PACK
# 1074C	✓	Stem	Cold for Lav/Kit Rep#A-68	Bulk	pk. 1/100/400
# 1074H	✓	Stem	Cold for Lav/Kit Rep#A-68	Bulk	pk. 1/100/400
# 5312C	✓	Stem	Cold for Lav/Kit Rep#A-55	Bulk	pk. 1/50/200
# 5312H	✓	Stem	Hot for Lav/Kit Rep#A-55	Bulk	pk. 1/50/200
# 1081CH		Stem	Hot/Cold for Tub/Shower Rep#A-56	Bulk	pk. 1/25/100
# 1085CH		Stem	Hot/Cold for Tub/Shower Rep#A-46	Bulk	pk. 1/25/100
# 1025CH		Stem	Hot/Cold for Tub/Shower Rep#A-1&134A	Bulk	pk. 1/25/100
# 5356CH		Stem	Hot/Cold for Tub/Shower	Bulk	pk. 1/25/100
# 1095D		Stem	Diverter for Tub/Shower Rep#A-47	Bulk	pk. 1/25/100
# 5354D		Stem	Diverter for Tub/Shower	Bulk	pk. 1/25/100
# 337		Handles	Canopy Tub/Shower	Pr/Bag	pk. 1/25/100
# 2564P		Seats	35/64"(9/16") x 20T	Bulk	pk. 10/500



Parts for Price-Pfister*

LAVATORY & KITCHEN STEMS



ITEM #	AB1953	DESCRIPTION	REF#	PUT-UP	PACK
# 1751CH	✓	P/P* Type 910-392 Stem		Bulk	pk. 1/50/200
# 1779CH	✓	P/P* Type 910-681-Hot/Cold		Bulk	pk. 1/50/100
# 1059CH	✓	P/P* Type 910-651-Hot/Cold		Bulk	pk. 1/25/200
# 1058CH	✓	P/P* Type 910-402-Hot/Cold		Bulk	pk. 1/25/400
# C1753C	✓	P/P* Type 635-24 Sink-Cold	1H-1C	Carded	pk. 4/48
# C1753H	✓	P/P* Type 635-24 Sink-Hot	1H-1H	Carded	pk. 4/48
# C1751CH	✓	P/P* Type 910-392 Stem-H/C	2H-1HC	Carded	pk. 4/48
# C1779CH	✓	P/P* Type 910-681-Hot/Cold	3H-8HC	Carded	pk. 4/48



Parts for Price-Pfister* (continued)

LAVATORY & KITCHEN REBUILD KITS

• Handles, seats & stems included



ITEM #	DESCRIPTION	PUT-UP	PACK
# 85001	P/P* Verve Lav	Clamshell	pk. 1/6/24
# 85005	P/P* Marquis Lav	Clamshell	pk. 1/6/24



TUB & SHOWER REBUILD KITS

• Handles, stems, diverter stem, escutcheons & sleeves included

ITEM #	DESCRIPTION	PUT-UP	PACK
# 85000	P/P* Verve Tub-3 Handle	Clamshell	pk. 1/4/12
# 85002	P/P* Windsor Tub-3 Handle	Clamshell	pk. 1/4/12



TUB & SHOWER STEMS - CARDED



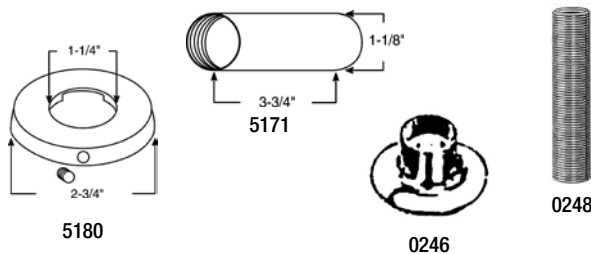
ITEM #	DESCRIPTION	REF#	Put-Up	Pack
# C1754CH	P/P* Type Shower	12H-2HC	Carded	pk. 4/48
# C1759D	P/P* Tub Diverter Stem	12H-4D	Carded	pk. 4/48

TUB & SHOWER STEMS - BULK



ITEM #	DESCRIPTION	PUT-UP	PACK
# 1754CH	P/P* Type Shower Old Style	Bulk	pk. 1/25/100
# 1741CH	P/P* Type Shower New Style	Bulk	pk. 1/25/100
# 1759D	P/P* Type Tub Div. Stem	Bulk	pk. 1/25/100
# 1679	P/P* Diverter Washer (Poly)	Bulk	pk. 1/100

TRIM FOR 2 & 3 HANDLE TUB/SHOWER FAUCETS



ITEM #	DESCRIPTION	PUT-UP	PACK
# 0247	Shower Bell Escutcheon	Bulk	pk. 1/50/200
# 0248	Threaded Escutcheon Nipple	Bulk	pk. 10/500
# 0246	Lavatory Escutcheon Round Escutcheon w/Set-Screw	Bulk	pk. 1/6/300
# 5180	Escutcheon Tube (Sleeve)	Bulk	pk. 1/10/400
# 5171	Escutcheon Tube (Sleeve)	Bulk	pk. 1/25/500

*Brand Names mentioned in this catalog reference OEM Manufacturers. Please do not confuse AQUAPLUMB® with the OEM Mfr. whose parts these are intended to replace.

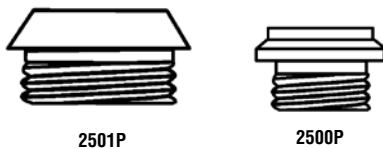
Parts for Price-Pfister* (continued)

DIRECT FIT FAUCET HANDLES



ITEM #	DESCRIPTION	Put-Up	PACK
# C383	P/P* Verve Lav., Pr	Carded	pk. 6/72
# C384	P/P* Verve Tub., Pr	Carded	pk. 6/72
# C382	P/P* Verve* Div., Ea	Carded	pk. 6/72
# 383	P/P* Verve Lav., Pr	Bulk	pk. 1/50/200
# 384	P/P* Verve Tub, Pr	Bulk	pk. 1/25/100
# 382	P/P* Verve* Div., Ea	Bulk	pk. 1/25/100
# 386	P/P* Marquis* Lav., Pr	Bulk	pk. 1/50/200
# 387	P/P* Marquis* Tub., Pr	Bulk	pk. 1/25/50
# C365	P/P* Windsor* Lav., Pr	Carded	pk. 6/72
# C368	P/P* Windsor* Div., Ea	Carded	pk. 6/72
# C367	P/P Windsor* Tub, Pr	Carded	pk. 6/72
# 381P	P/P* Crown Jewel Lav., Pr	Bulk	pk. 1/25/100

FAUCET SEATS



ITEM #	DESCRIPTION	PUT-UP	PACK
# 2500P	P/P* 1/2" x 20T	Bulk	pk. 10/100
# 2501P	P/P* 21/32" x 18T	Bulk	pk. 10/100

SINGLE HANDLE REPAIR



ITEM #	DESCRIPTION	PACK
# C1728	P/P* AVANTE CARTRIDGE	Clamshell pk. 4/48

Complete Faucet Rebuild Kits

TUB & SHOWER REBUILD KITS

These faucet repair kits feature replacement parts for most brand name tub & shower faucets. Conveniently packaged w/ all of the necessary parts, each kit is self-contained, making it a smart choice for both contractor & do-it-yourselfers. Installation instructions, along w/ helpful tools & required tools are featured on every package.



ITEM #	DESCRIPTION	Put-Up	PACK
# 85049	Central* Tub, Old Style	Clamshell	pk. 1/4/12
# 85050	Central* Tub, New Style	Clamshell	pk. 1/4/12
# 85008	Delta* Tub Single Lever	Clamshell	pk. 1/4/12
# 85027	Gerber* Tub 3- Handle Mixit* Tub/Shower	Clamshell	pk. 1/4/12
# 85006A	Single Handle Price-Pfister* Verve Tub-	Clamshell	pk. 1/4/12
# 85000	3 Handle Price-Pfister* Windsor	Clamshell	pk. 1/4/12
# 85002	Tub- 3 Handle	Clamshell	pk. 1/4/12
# 85019	Sayco* Tub- 3 Handle	Clamshell	pk. 1/4/12
# 85018	Sterling* Tub 3- Handle	Clamshell	pk. 1/4/12

LAVATORY & KITCHEN REBUILD KITS

These faucet repair kits feature replacement parts for most brand name kitchen & lavatory faucets. Conveniently packaged w/ all of the necessary parts, each kit is self-contained, making it a smart choice for both contractors & do-it-yourselfers. Installation instructions, along w/ helpful tools & required tools are featured on every package.



ITEM #	DESCRIPTION	Put-Up	PACK
# 85045	Central* Lav	Clamshell	pk. 1/6/24
# 85048	Delta* Single Handle Lav	Clamshell	pk. 1/6/24
# 85011	Gerber* Lav	Clamshell	pk. 1/6/24
# 85047	Moen* Kitchen	Clamshell	pk. 1/6/24
# 85001	Price-Pfister* Verve Lav	Clamshell	pk. 1/6/24
# 85005	Price-Pfister* Marquis Lav	Clamshell	pk. 1/6/24
# 85022	Sayco* Lav	Clamshell	pk. 1/6/24
# 85024	Sterling* Lav	Clamshell	pk. 1/6/24
# 85017	Valley* Lav	Clamshell	pk. 1/6/24

*Brand Names mentioned in this catalog reference OEM Manufacturers. Please do not confuse AQUA PLUMB® with the OEM Mfr. whose parts these are intended to replace.

O-Rings

Order the number of bags you want!! All packed 20/bag.



CAT. NO.	I.D.	O.D.	WALL	REFERENCE #
# 006-70AP	1/8"	1/4"	1/16"	—
# 007-70AP	5/32"	9/32"	1/16"	—
# 008-70AP	3/16"	5/16"	1/16"	R-79
# 009-70AP	7/32"	11/32"	1/16"	—
# 010-70AP	1/4"	3/8"	1/16"	R-46
# 011-70AP	5/16"	7/16"	1/16"	R-44
# 012-70AP	3/8"	1/2"	1/16"	R-57
# 013-70AP	7/16" (27/64")	9/16" (35/64")	1/16" (5/64")	R-68
# 014-70AP	1/2" (31/64")	5/8" (39/64")	1/16" (5/64")	R-42 & R-64
# 015-70AP	9/16"	11/16"	1/16"	—
# 016-70AP	5/8"	3/4"	1/16"	R-71
# 017-70AP	11/16" (41/64")	13/16" (51/64")	1/16" (5/64")	R-80
# 018-70AP	3/4"	7/8"	1/16"	R-59
# 019-70AP	13/16"	15/16"	1/16"	R-78
# 020-70AP	7/8" (27/32")	1"	1/16"	R-69
# 021-70AP	15/16"	1-1/16"	1/16"	R-65
# 023-70AP	1-1/16"	1-3/16"	1/16"	R-62
# 024-70AP	1-1/8"	1-1/4"	1/16"	R-74
# 025-70AP	1-3/16"	1-5/16"	1/16"	—
# 027-70AP	1-5/16"	1-7/16"	1/16"	—
# 030-70AP	1-5/8"	1-3/4"	1/16"	R-76
# 110-70AP	3/8" (19/32")	9/16" (39/64")	3/32" (7/64")	R-50 & R-70
# 111-70AP	7/16"	5/8"	3/32"	R-47
# 112-70AP	1/2" (29/64")	11/16" (21/32")	3/32"	R-43
# 113-70AP	9/16"	3/4"	3/32"	R-48
# 114-70AP	5/8"	13/16"	3/32"	R-51

CAT. NO.	I.D.	O.D.	WALL	REFERENCE #
# 115-70AP	11/16"	7/8"	3/32"	R-49
# 116-70AP	3/4"	15/16"	3/32"	R-52
# 119-70AP	15/16"	1-1/8"	3/32"	R-72
# 120-70AP	1"	1-3/16"	3/32"	R-63
# 123-70AP	1-3/16"	1-3/8"	3/32"	R-82
# 125-70AP	1-5/16"	1-1/2"	3/32"	—
# 127-70AP	1-7/16"	1-5/8"	3/32"	R-61
# 129-70AP	1-9/16" (1-35/64")	1-3/4"	3/32"(7/64")	R-81
# 136-70AP	2" (31/32")	2-3/16"	3/32"(7/64")	R-77
# 203-70AP	5/16" (19/64")	9/16" (37/64")	1/8"(9/64")	R-66
# 204-70AP	3/8" (13/32")	5/8" (19/32")	1/8"	—
# 205-70AP	7/16" (15/32") (27/64")	11/16" (23/32") (45/64")	1/8"(9/64")	R-55
# 207-70AP	9/16"	13/16"	1/8"	—
# 210-70AP	3/4"	1"	1/8"	R-45
# 211-70AP	13/16"	1-1/16"	1/8"	R-53
# 212-70AP	7/8"	1-1/8"	1/8"	R-56
# 213-70AP	15/16"	1-3/16"	1/8"	R-73
# 214-70AP	1"	1-1/4"	1/8"	—
# 215-70AP	1-1/16"	1-5/16"	1/8"	—
# 216-70AP	1-1/8"	1-3/8"	1/8"	R-58
# 217-70AP	1-3/16" 1-5/16"	1-7/16"	1/8"	—
# 219-70AP	(1-7/32")	1-9/16"	1/8"	R-67
# 220-70AP	1-3/8"	1-5/8"	1/8"	—
# 221-70AP	1-7/16"	1-11/16"	1/8"	—
# 222-70AP	1-1/2"	1-3/4"	1/8"	—

Cap-Thread Gaskets

All bagged 25/100/1000



CAT. NO.	I.D.	O.D.	THICKNESS	MATERIAL	FITS
# 1600P	23/32"	7/8"	1/16"	Poly	
# 1601P	7/8"	1-1/16"	1/16"	Poly	Gerber Tub
# 1602P	3/4"	7/8"	1/16"	Poly	Gerber Lav.
# 1603P	55/64"	15/16"	3/64"	Poly	
# 1605P	21/32"	3/4"	1/32"	Poly	
# 1606P	25/32"	1-3/32"	1/8"	Cork	Crane
# 1607P	27/32"	1-1/64"	3/32"	Cork	Chicago
# 1608P	13/16"	15/16"	1/16"	Poly	
# 1610P	1"	1-1/4"	1/16"	Fibre	
# 1611P	15/16"	1-1/16"	1/16"	Poly	
# 1613P	3/4"	29/32"	1/16"	Fibre	
# 1615P	13/16"	31/32"	1/16"	Fibre	
# 1616P	3/4"	1"	1/16"	Fibre	
# 1618P	13/16"	1"	1/16"	Fibre	
# 1622P	7/8"	1-3/16"	1/16"	Fibre	

O-RING ASSORTMENT KIT

- 225 pc. in clear plastic compartment box
- 12 Sizes - fits most applications
- Size chart on inside of box
- For faucet stems
- Also used as spacers
- Many other uses



ORA225 Display Box pk. 1/24

O-RING REMOVAL TOOL

- Used to remove O-rings & other washers



1130P Bulk pk. 5/1000

DELUXE O-RING & WASHER PICK

- Heavy hex shape body
- 2 Different hooks for different styles of rings & washers



97878 Bulk pk. 1/50/100

Repair Parts

48 PC. BIBB WASHERS & SCREWS

- Molded of tough neoprene for hot/cold water
- Contains 00, 0, 1/4, 1/4I & 3/8 beveled & flat washers plus screws



C1623 Carded pk. 6/144

STEM PACKING

- 3/32" x 2' Graphite coated stem packing
- Can be used to replace any size or shape of stem packing
- Also used on valves



C1699 Carded pk. 10/200

BRASS FAUCET BIBB SCREWS

- Contains 3 each of all 6 sizes



C1660 Carded pk. 6/144

BIBB WASHERS

- Molded of tough neoprene for hot/cold water
- Contains 3 each of sizes 000 through 5/8



C1640 Flat Carded pk. 6/144

C1620 Beveled Carded pk. 6/144

O-RINGS

- Molded of tough nitrile for hot/cold water
- Low swell
- Contains 3 each of popular sizes



C7900 Small - #010, #011, #014, #110 & #111 Carded pk. 6/144

C7901 Medium - #015, #113, #114, #115 & #116 Carded pk. 6/144

C7902 Large - #214, #024, #125, #218 & #219 Carded pk. 6/144

CAP THREAD GASKET

- Contains 3 each of 6 different sizes that fit 80% of the stems on the market, including all popular models



C1600 Carded 6/144

FAUCET BIBB SCREWS

- Brass

1670 3/8" x 8-32 Bulk pk. 100/2500

1671 3/8" x 10-24 Bulk pk. 100/2500

1671A 3/8" x 10-32 Bulk pk. 100/2500

1672 1/2" x 8-32 Bulk pk. 100/2500

1673 1/2" x 10-24 Bulk pk. 100/2500

1673A 1/2" x 10-32 Bulk pk. 100/2500



Repair Parts (continued)

HOME-PAC BIBB WASHER & SCREW KITS

- Each counter display comes w/ 24 individual bibb washer & screw kits in reclosable boxes
- Each individual kit has 21 washers & 3 screws



7772010 Boxed Flat pk. 1

7772020 Boxed Beveled pk. 1

Bibb Washers

- Bibb washers are sold by the can of 100 pc.
- Order number of cans you want!



BEVELED WASHERS

SIZE	ACTUAL OD	IMPORT	DOMESTIC
00	1/2"	# 7860020 pk. 100/can	— —
0	1/2"	# 7860025 pk. 100/can	— —
1/4S	17/32"	— —	# 7810020 pk. 100/can
1/4	9/16"	# 7860040 pk. 100/can	# 7810030 pk. 100/can
1/4L	19/32"	# 7860050 pk. 100/can	# 7810040 pk. 100/can
3/8	5/8"	# 7860060 pk. 100/can	# 7810050 pk. 100/can
3/8M	21/32"	# 7860070 pk. 100/can	# 7810060 pk. 100/can
3/8L	11/16"	# 7860080 pk. 100/can	# 7810070 pk. 100/can
1/2	3/4"	# 7860090 pk. 50/can	# 7810080 pk. 50/can
1/2L	25/32"	# 7860100 pk. 50/can	— —
5/8	13/16"	— —	# 7810100 pk. 50/can
Assortment		# 7860010 pk. 100/can	— —

FLAT WASHERS

SIZE	ACTUAL OD	IMPORT	DOMESTIC
00	1/2"	# 7860130 pk. 100/can	— pk. 100/can
0	1/2"	# 7860135 pk. 100/can	# 7810170 pk. 100/can
1/4S	17/32"	— pk. 100/can	# 7810180 pk. 100/can
1/4	9/16"	# 7860150 pk. 100/can	# 7810190 pk. 100/can
1/4L	19/32"	# 7860160 pk. 100/can	# 7810200 pk. 100/can
3/8	5/8"	# 7860170 pk. 100/can	# 7810210 pk. 100/can
3/8M	21/32"	# 7860180 pk. 100/can	# 7810220 pk. 100/can
3/8L	11/16"	# 7860190 pk. 100/can	# 7810230 pk. 100/can
1/2	3/4"	# 7860200 pk. 100/can	# 7810240 pk. 100/can
1/2L	25/32"	# 7860210 pk. 100/can	# 7810250 pk. 100/can
5/8	13/16"	# 7860220 pk. 50/can	# 7810260 pk. 100/can
Asst.	Asst.	# 7860240 pk.100/can	— —

Faucet Aerators

6/TUBE "PLUMBERS PACK"

- Dual thread
- 2.2 GPM at 60 PSI



0801T Bulk pk. 1/8/160

DUAL THREAD AERATOR

- Chrome Plated Brass
- 2.2 GPM at 60 PSI



0801 0801A

0801 Bulk pk. 25/500

C0801 Carded pk. 12/144

0801A Slotted pk. 1/25/500

DUAL THREAD AERATOR 1.5 GPM (WATER SAVING)

- W/ flow restrictors to meet flow rate regulations of 1.5 GPM at 60 PSI



5301 Bulk pk. 1/25/500

CHROME PLATED BRASS AERATORS

- Chrome Plated Brass
- 2.2 GPM at 60 PSI



0803 0806 0807 0808

DESCRIPTION	THREAD	CARDED	BULK
Standard Male CP	15/16" x 27T	# C0803 6/144	# 0803 25/100
Standard Female CP	55/64" x 27T	# C0806 6/144	# 0806 25/100
Small Male CP (Fits P/P*, Chicago*, Kohler*)	13/16" x 27T	# C0807 6/144	# 0807 25/100
Small Female CP (Fits P/P*, Chicago*, Kohler*)	3/4" x 27T	# C0808 6/144	# 0808 25/100

Faucet Aerators (continued)

SWIVEL STREAM AERATOR

- 2.2 GPM at 60 PSI
- Fits most faucet spouts w/ internal & external threads



C0805W Carded pk. 12/72

FLEXI-NECK AERATOR

- Fits most faucet spouts
- White Rubber body
- Stainless Steel plate



C0819 Slip-On Carded pk. 3/48

C0818 Thread-On Carded pk. 3/48

AERATOR THREAD GAUGE

- Plated Aluminum
- All male & female threads



AG Bulk pk. 1

Aerator Parts

AERATOR WASHERS-RUBBER



ID x OD x Thick			
15/32" x 23/32" x 5/64" (12mm x 18.2mm x 2mm)	# 0841P Washer for Small Female	Bulk	pk. 100
35/64" x 53/64" x 3/16" (14mm x 21 mm x 5mm)	# 0842P Washer for Standard Male	Bulk	pk. 100
35/64" x 53/64" x 5/64" (14mm x 21 mm x 5mm)	# 0843P Washer for Standard Female	Bulk	pk. 100

AERATOR SCREENS-STAINLESS STEEL

# 0850P Standard Aerator	dia. .715"	Bulk	pk. 100
# 0851P Small Aerators	dia. .620"	Bulk	pk. 100



Aerator Adapters

AERATOR ADAPTERS

- Chrome Plated Brass
- W/ washers
- Carded packed 6/144
- Bulk packed 1/100/600



DESCRIPTION	SIDE A	SIDE B	CARDED	pk. 6/144	BULK	pk. 1/100/600
Male Adapter (Fits Delta* American Std.*)	55/64" x 27T M	15/16" x 27T M	# C0830		# 0830P	
Male Adapter (Fits Kohler* Union*, Savoy)	55/64" x 27T M	13/16" x 27T M	# C0831		# 0831P	
Female Adapter (Fits Price-Pfister*, Kohler*)	3/4" x 27T F	13/16" x 27T M	# C0832		# 0832P	

AERATOR HOSE ADAPTERS

- Chrome Plated Brass
- W/ washers



SIDE A	SIDE B	CARDED	BULK
55/64" x 27T	Male Garden Hose	pk. 6/144	pk. 10/50
Standard Dual Thread	Male Garden Hose	# C0833	# 0833P
Male	Female Garden Hose	# C0834	—

Snap Couplers

LARGE SNAP COUPLERS

- Carded packed 10/100
- Bulk packed 1/10/100



DESCRIPTION	THREADS	MATERIAL	CARDED	pk. 10/100	BULK	pk. 1/10/100
Nipple w/ Built-in Aerator	Standard Dual	Chrome Plated Brass	# C0810		# 0810P	
Nipple	Female Hose	Brass	—		# 0812P	
Snap Coupler Body	Male Hose	Brass/White Plastic	# C0815		—	

SMALL SNAP COUPLERS

- Carded packed 10/100
- Bulk packed 1/10/600



DESCRIPTION	THREADS	MATERIAL	CARDED	pk. 10/100	BULK	pk. 1/10/600
Nipple w/ Built-in Aerator	Standard Dual	Chrome Plated Brass	# C0811		—	
Nipple	Female Hose	Brass	—		# 0813P	
Snap Coupler Body	Male Hose	Brass/White Plastic	# C0814		—	

Snap Couplers (continued)

COUPLING & NIPPLE SET

- Fits both faucet & hose side of the connection
- Dual thread nipple w/ aerator & body carded together



# C0815A	Large Set	Carded	pk. 10/100
# C0814A	Small Set	Carded	pk. 10/100

Kitchen Pull-Out Parts

PULL-OUT FAUCET HEAD

- Replacement head for most pull out kitchen faucets



Replacement Head For 600140 & 1558020

# 600141	Chrome	Bulk	pk. 1/50
----------	--------	------	----------

Replacement Head For 600145 & 1558021

# 600146	Satin Nickel	Bulk	pk. 1/50
----------	--------------	------	----------

PULL-OUT FAUCET HOSE

- Replacement hose for most pull out kitchen faucets, including our numbers: 600140, 600145, 1558020, 1558021, 1558070, 1558071 & 1558072



# 660144	Bulk	pk. 1/25/100
----------	------	--------------

SOAP DISPENSER

- 5.5 cm (2.17") thread length for clearance on most Granite & Stone countertops
- Chrome plated dispenser head
- All Metal exposed parts & Brass pump enclosure



# 1817	Boxed	pk. 1/25
--------	-------	----------

Faucet Tools

FAUCET/SHOWER VALVE SEAT WRENCHES

- Made of hardened Steel for easy removing & installing of renewable seats
- Square on one end, hex on other to fit any seat



# 1121	Stepped	Straight		Bulk	pk. 1/10/100
# 1123A	Tapered	Straight		Bulk	pk. 1/10/100
# 1125A	Stepped	6" x 6"	Angle	Bulk	pk. 1/100
# 1124	Tapered	6" x 6"	Angle	Bulk	pk. 1/25/100
# C1124	Tapered	6" x 6"	Angle	Carded	pk. 4/72

RATCHETING SEAT REMOVAL WRENCH SET

- 4 pc. - ratcheting tool & 3 wrenches
- Hardened Steel
- Blister card & re-sealable pouch



# C1108	Carded	pk. 4/36
---------	--------	----------

SHOWER SOCKET WRENCH SET

- 5 Sockets fits 10 different stem sizes
- Lever tool for leverage
- Complete w/ storage ring



# 1102	Boxed	pk. 1/20
# C1102	Carded	pk. 4/24

SEAT MEASURING GAUGE

- Aluminum
- Measures 20 popular seat sizes
- Measures 4 popular bibb screw sizes
- 4" x 6"



# SMG	Bulk	pk. 1
-------	------	-------

FAUCET RESEATER KIT

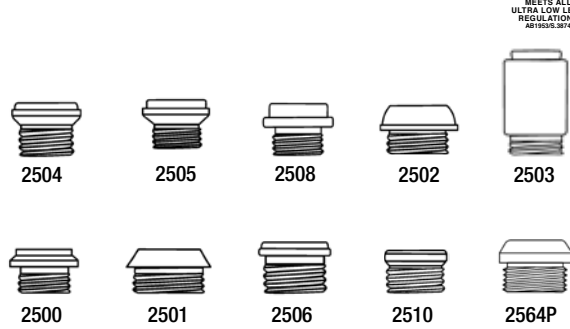
- Re-finishes top of faucet seats to cure dripping faucets



# 1114	Bulk	pk. 1/25/100
--------	------	--------------

Faucet Seats & Seals

BRASS SEATS - BULK



ITEM#	FITS BRAND	SIZE	PACK
# 2504P	AMER. STD.*	1/2" x 20T	pk. 10/100
# 2505P	AMER. STD.*	7/16" x 24T	pk. 10/100
# 2508P	CENTRAL*	1/2" x 24T	pk. 10/100
# 2502P	GERBER*	5/8" x 20T	pk. 10/100
# 2503P	GERBER*	5/8" x 20T	pk. 10/100
# 2500P	P/P*	1/2" x 20T	pk. 10/100
# 2501P	P/P*	21/32" x 18T	pk. 10/100
# 2506P	STERLING*	1/2" x 24T	pk. 10/100
# 2564P	SAVOY*	9/16" x 20T	pk. 10/100

100 PC. BRASS BIBB SEAT ASSORTMENT



- Most popular sizes
- 12 Different sizes/brands
- Reclosable box w/ multiple compartments & size chart



# 53990	Bulk	pk. 1
---------	------	-------

TOP-HAT AQUA SEAL® STYLE WASHER FITS AMERICAN STANDARD*



ITEM #	DESCRIPTION	REPLACES #	PACK
# 1833P	Aqua-Seal	72960-07	Bulk 10/3000
# 1833AP	Nu-Seal(Cadet)		Bulk 10/1000

DIVERTER SEAL/WASHER FOR PRICE-PFISTER*

- Poly
- Fits our #1759D & #C1759D



# 1679	Bulk	pk. 1/100
--------	------	-----------

DIVERTER SEAL FOR STERLING/GERBER





# 818AP	Bulk	pk. 10/100
---------	------	------------

*Brand Names mentioned in this catalog reference OEM Manufacturers. Please do not confuse AQUA PLUMB® with the OEM Mfr. whose parts these are intended to replace.

Lavatory & Kitchen Stems—CARDED

- All clam packed stems come w/ seats
- Appropriate screws, washers & packings included
- All necessary cap gaskets or seals included



ITEM #	DESCRIPTION	REF#	PACK
# C1713CH	AMERICAN STANDARD* – HOT/COLD	2C-6HC	pk. 4/48
# C1784C	AMERICAN STANDARD* – COLD w/ locknut	2K-1C	pk. 4/48
# C1784H	AMERICAN STANDARD* – HOT w/ locknut	2K-1H	pk. 4/48
# C1066CH	BPC/BRISTOL, UTOPIA* – HOT/COLD	357-1HC	pk. 4/48
# C1760C	CENTRAL* – COLD	1C-6C	pk. 4/48
# C1760H	CENTRAL* –HOT	1C-6H	pk. 4/48
# C1770C	CHICAGO* – COLD	6S-2C	pk. 4/48
# C1770H	CHICAGO* – HOT	6S-2H	pk. 4/48
# C1766C	CRANE* – COLD	5A-1C	pk. 4/48
# C1766H	CRANE* – HOT	5A-1H	pk. 4/48
# C1740CH	DELTA* DELEX CART – HOT/COLD	3S-8HC	pk. 4/48
# C1756C	GERBER* – COLD	1B-2C	pk. 4/48
# C1756H	GERBER* –HOT	1B-2H	pk. 4/48
# C1742C	GLACIER BAY* & AQUA PLUMB - COLD	3S11C	pk. 4/48
# C1742H	GLACIER BAY* & AQUA PLUMB - HOT	3S11H	pk. 4/48
# C1703C	INDIANA* – COLD	1E-1C	pk. 4/48
# C1703H	INDIANA* – HOT	1E-1H	pk. 4/48
# C1755C	KOHLER* – COLD	1C-3C	pk. 4/48
# C1755H	KOHLER* – HOT	1C-3H	pk. 4/48
# C1758C	KOHLER* – COLD	6N-1C	pk. 4/48
# C1758H	KOHLER* – HOT	6N-1H	pk. 4/48
# C1767CH	MOEN*, REP #1224 - HOT/COLD	6S-1HC	pk. 4/48
# C1798CH	PHOENIX* – HOT/COLD	2J-8HC	pk. 4/48
# C1753C	P/P* TYPE 635-24-COLD	1H-1C	pk. 4/48
# C1753H	P/P* TYPE 635-24-HOT	1H-1H	pk. 4/48
# C1751CH	P/P* TYPE 910-392 – HOT/COLD	2H-1HC	pk. 4/48
# C1779CH	P/P* TYPE 910-681 – HOT/COLD	3H-8HC	pk. 4/48
# C1749C	SAYCO* – COLD	1B-1C	pk. 4/48
# C1749H	SAYCO* – HOT	1B-1H	pk. 4/48
# C1787C	STERLING* – COLD	2L-4C	pk. 4/48
# C1787H	STERLING* – HOT	2L-4H	pk. 4/48
# C1727C	STREAMWAY* – COLD	2J-3C	pk. 4/48
# C1727H	STREAMWAY* – HOT	2J-3H	pk. 4/48
# C1791C	STREAMWAY* – COLD	2J-6C	pk. 4/48
# C1791H	STREAMWAY* – HOT	2J-6H	pk. 4/48
# C1795CH	STREAMWAY* – HOT/COLD	3J-1HC	pk. 4/48
# C1709C	UNION* – COLD	1E-2C	pk. 4/48
# C1709H	UNION* – HOT	1E-2H	pk. 4/48
# C1761CH	VALLEY* 2 HANDLE CART – HOT/COLD	3Z-2HC	pk. 4/48



Now In Clam Packages!
Seat Is Included!



*Brand Names mentioned in this catalog reference OEM Manufacturers. Please do not confuse AQUA PLUMB® with the OEM Mfg. whose parts these are intended to replace.

Lavatory & Kitchen Stems—**BULK**

• All necessary cap gaskets or seals included

ITEM #	DESCRIPTION	PACK
# 1713CH	AMERICAN STANDARD*	pk. 1/10/400
# 1073CH	AMERICAN STANDARD* Cadet – HOT/COLD	pk. 1/50/400
# 1718C	BARREL FOR A/S* – COLD	pk. 1/10/400
# 1718H	BARREL FOR A/S* – HOT	pk. 1/10/400
# 1066HC	BPC/BRISTOL, UTOPIA* – HOT/COLD	pk. 1/25/400
# 1706C	CENTRAL* – COLD	pk. 1/25/400
# 1706H	CENTRAL* – HOT	pk. 1/25/400
# 1766C	CRANE* – COLD	pk. 1/100/200
# 1766H	CRANE* – HOT	pk. 1/100/200
# 1740HC	DELTA* DELEX CARTRIDGE	pk. 1/100/1000
# 1756C	GERBER* – COLD	pk. 1/100/200
# 1756H	GERBER* – HOT	pk. 1/100/200
# 1755C	KOHLER* – COLD	pk. 1/100/200
# 1755H	KOHLER* – HOT	pk. 1/100/200
# 1758AC	KOHLER* BRASS PLUNGER – COLD	pk. 1/100/200
# 1758AH	KOHLER* BRASS PLUNGER – HOT	pk. 1/100/200
# 1763HC	NIBCO* – HOT/COLD	pk. 1/500/1000
# 1751CH	P/P* TYPE 910-392	pk. 1/50/200
# 1059CH	P/P* TYPE 910-651 – HOT/ COLD	pk. 1/25/200
# 1074C	SAVOY* Rep# A-68 – COLD	pk. 1/100/400
# 1074H	SAVOY* Rep#A-68 – HOT	pk. 1/100/400
# 5312C	SAVOY* Rep#A-55 – COLD	pk. 1/50/200
# 5312H	SAVOY* Rep#A-55 – HOT	pk. 1/50/200
# 1791C	STREAMWAY* – COLD	pk. 1/100/400
# 1791H	STREAMWAY* – HOT	pk. 1/100/400
# 1800092**	T&S, Pair, – HOT/COLD*	pk. 1/25
# 1037C	T&S BARREL – COLD	pk. 1/50/400
# 1037H	T&S BARREL – HOT	pk. 1/50/400



1709



1751



1059



1779



1749



1074



5312



1761



1787



1727



1791



1800092



1795



1037

*Brand Names mentioned in this catalog reference OEM Manufacturers. Please do not confuse AQUA PLUMB® with the OEM Mfr. whose parts these are intended to replace.

**Also fits item #1800091 heavy duty wall mount faucet


Tub & Shower Stems—CARDED

- All clamshell packed stems come w/ seats
- Appropriate screws, washers & packings included
- All necessary cap gaskets or seals included



ITEM #	DESCRIPTION	REF#	PACK
# C1785CH	A/S* short colony	9C-23HC	pk. 4/48
# C1029D	A/S* short colony – DIVERTER	11C-1D	pk. 4/48
# C1040CH	A/S* long colony	11C-3CH	pk. 4/48
# C1717D	A/S* long colony – DIVERTER	12C-1D	pk. 4/48
# C1707CH	CENTRAL* new style	10L-11HC	pk. 4/48
# C1005D	CENTRAL* – new style – DIVERTER	10L-13D	pk. 4/48
# C1781CH	CENTRAL* – HOT/COLD	11C-11HC	pk. 4/48
# C1043D	CENTRAL* – DIVERTER	12L-1D	pk. 4/48
# C1706D	DELTA* – DIVERTER	7S-9D	pk. 4/48
# C1706AD	DELTA* – EXTENSION	7S-4D	pk. 4/48
# C1093D	ELJER*–DIVERTER	10C-7D	pk. 4/48
# C1757CH	GERBER* – HOT/COLD	11B-1HC	pk. 4/48
# C1744D	GERBER* – DIVERTER	11B-4D	pk. 4/48
# C1704C	INDIANA* – COLD	7E-5C	pk. 4/48
# C1704H	INDIANA* – HOT	7E-5H	pk. 4/48

ITEM #	DESCRIPTION	REF#	PACK
# C1799C	KOHLER* – COLD, CP Sleeve	9C-7C	pk. 4/48
# C1799H	KOHLER* – HOT, CP Sleeve	9C-7H	pk. 4/48
# C1777C	KOHLER* – COLD, Threaded Sleeve	9C-26C	pk. 4/48
# C1777H	KOHLER* – HOT, Threaded Sleeve	9C-26C	pk. 4/48
# C1754CH	P/P* – HOT/COLD	12H-2HC	pk. 4/48
# C1759D	P/P* – DIVERTER	12H-4D	pk. 4/48
# C1752C	SAYCO* – COLD	9B-3C	pk. 4/48
# C1752H	SAYCO* – HOT	9B-3H	pk. 4/48
# C1736D	SAYCO* – DIVERTER	9B-5D	pk. 4/48
# C1735CH	STERLING* – HOT/COLD	8L-1HC	pk. 4/48
# C1788CH	STERLING* – HOT/COLD	10L-1HC	pk. 4/48
# C1789D	STERLING* – DIVERTER.	10L-3D	pk. 4/48
# C1023CH	STERLING* – HOT/COLD	10L-15HC	pk. 4/48
# C1712C	UNION* – COLD	7E-1C	pk. 4/48
# C1712H	UNION* – HOT	7E-1H	pk. 4/48



*Brand Names mentioned in this catalog reference OEM Manufacturers. Please do not confuse AQUA PLUMB® with the OEM Mfg. whose parts these are intended to replace.

Tub & Shower Stems—**BULK**

- Appropriate screws, washers & packings included
- All necessary cap gaskets or seals included

ITEM #	DESCRIPTION	REF #	PACK
# 1707CH	CENTRAL* NEW STYLE – HOT/COLD	10L-11HC	pk. 1/25/100
# 1781CH	CENTRAL* – HOT/COLD	11C-11HC	pk. 1/25/100
# 1030CH	CENTRAL* – HOT/COLD	11C-5HC	pk. 1/25/100
# 1757CH	GERBER* – HOT/COLD	11B-1HC	pk. 1/25/100
# 1744D	GERBER* – DIVERTER	11B-4D	pk. 1/25/100
# 1704C	INDIANA* – COLD	7E-5C	pk. 1/25/100
# 1704H	INDIANA* – HOT	7E-5H	pk. 1/25/100
# 1763A	NIBCO* – Extension	6J-2	pk. 1/25/100
# 1754CH	P/P* OLD STYLE – HOT/COLD	12H-2HC	pk. 1/25/100
# 1741CH	P/P* NEW STYLE – HOT/COLD	12H-1HC	pk. 1/25/100
# 1759D	P/P* – DIVERTER	12H-4D	pk. 1/25/100
# 1085CH	SAVOY* – HOT/COLD	9F-7HC	pk. 1/25/100

ITEM #	DESCRIPTION	REF #	PACK
# 1025CH	SAVOY* – HOT/COLD	11F-1HC	pk. 1/25/100
# 5356CH	SAVOY* – HOT/COLD	12F-1HC	pk. 1/25/100
# 1095D	SAVOY* – DIVERTER	12F-3D	pk. 1/25/100
# 5354D	SAVOY* – DIVERTER	12F-5D	pk. 1/25/100
# 1081CH	SAVOY* – HOT/COLD	8F-1HC	pk. 1/25/100
# 1752C	SAYCO* – COLD	9B-3C	pk. 1/50/200
# 1752H	SAYCO* – HOT	9B-3H	pk. 1/50/200
# 1788CH	STERLING* – HOT/COLD	10L-1HC	pk. 1/25/100
# 1023CH	STERLING* – HOT/COLD	10L-15HC	pk. 1/25/100
# 1024D	STERLING* – DIVERTER	10L-16D	pk. 1/25/100
# 1712C	UNION* – COLD	7E-1C	pk. 1/25/100
# 1712H	UNION* – HOT	7E-1H	pk. 1/25/100



1736A



1754



1741



1759



1062CH



1085



1025



5356



1095



5354



1081



1735



1789



1788



1752



1024D



1023CH



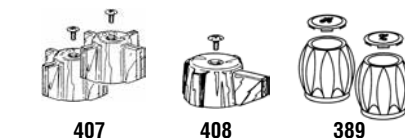
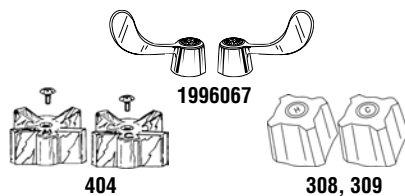
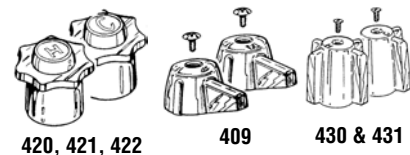
1712

Brand Names mentioned in this catalog reference OEM Manufacturers. Please do not confuse AQUA PLUMB® with the OEM Mfg. whose parts these are intended to replace.

Direct Fit Faucet Handles—**BRANDED**

- Hot/cold handles are **PAIR**
- Diverters handles are **EACH**

FITS BRAND		CARDED		BULK	
AMER. STD.*	LAV.	—	—	# 420	pk. 1/25/100
AMER. STD.*	TUB	—	—	# 421	pk. 1/25/100
AMER. STD.*	DIV.	—	—	# 422	pk. 1/25/200
CENTRAL*	LAV.	# C409	pk. 6/72	—	—
CENTRAL*	TUB	# C430	pk. 6/72	# 430	pk. 1/25/100
CENTRAL*	DIV.	# C431	pk. 6/72	—	—
CENTRAL*	TUB	—	—	# 5535	pk. 1/25/100
CRANE*	LAV.	—	—	# 419	pk. 1/25/100
DELTA*	LAV. or KITCHEN	# C342	pk. 6/72	# 342P	pk. 1/25/100
DELTA*	LAV. or KITCHEN	—	—	# 423P	pk. 1/25
GERBER*	LAV. or KITCHEN	# C405	pk. 6/72	# 405	pk. 1/25/100
GERBER*	OLD STYLE LAV.	—	pk. 6/72	# 403	pk. 1/25/100
GERBER*	LONG BR. TUB	# C402	pk. 6/72	# 402	pk. 1/25/100
GERBER*	LONG BR. DIV.	# C402A	pk. 6/72	# 402A	pk. 1/25/100
GERBER*	SHORT BR. TUB	# C406	pk. 6/72	# 406	pk. 1/25/100
GERBER*	SHORT BR. DIV.	# C406A	pk. 6/72	# 406A	pk. 1/25/100
GERBER*	OLD STYLE TUB	—	—	# 404	pk. 1/25/100
GERBER*	WRIST/BLADE HDLS	—	—	# 1996067	pk. 1/10/100
KOHLER*TREND*	LAV.	—	—	# 308	pk. 1/25/100
KOHLER*TREND*	TUB	—	—	# 309	pk. 1/25/100
KOHLER*TREND*	DIV.	—	—	# 310	pk. 1/25/200
PHOENIX* & Others**	LAV	# C424	pk. 6/72	—	—
P/P* Crown Jewel*	LAV	—	—	# 381P	pk. 1/25/100
P/P* VERVE*	LAV.	# C383	pk. 6/72	# 383	pk. 1/50/200
P/P* VERVE*	TUB	# C384	pk. 6/72	# 384	pk. 1/25/100
P/P* VERVE*	DIV.	# C382	pk. 6/72	# 382	pk. 1/25/100
P/P* MARQUIS*	LAV.	—	—	# 386	pk. 1/50/200
P/P* WINDSOR*	LAV.	# C365	pk. 6/72	—	—
P/P* WINDSOR*	TUB	# C367	pk. 6/72	—	—
P/P* WINDSOR*	DIV.	# C368	pk. 6/72	—	—
SAVOY *	CANOPY "STAR"	—	—	# 337	pk. 1/25/100
SAYCO*	LAV.	# C415	pk. 6/72	—	—
SAYCO*	TUB	# C416	pk. 6/72	—	—
SAYCO*	DIV.	# C417	pk. 6/72	—	—
STERLING*	LAV.	# C385	pk. 6/72	—	—
STERLING*	TUB	# C407	pk. 6/72	—	—
STERLING*	DIV.	# C408	pk. 6/72	—	—
STERLING*	SQ. BR. LAV.	—	—	—	—
STREAMWAY*	LAV.	# C426	pk. 6/72	# 426P	pk. 1/50/100
T&S*	LAV. or Kit	—	—	# 1800093	pk. 1/25
VALLEY*	LAV.	—	—	# 326P	pk. 1/25/100



**Also fits 3PC, Bristol*, Streamway*, Midcor*, Utopia* & Some Moen*.

Universal Handles

ASSORTED STYLES



ITEM#	STYLE	FITS	PUT-UP	PACK
# C351	Acrylic	SMALL - Hot / Cold	Pr/Card	pk. 4/72
# C352	Acrylic	LARGE - Hot / Cold	Pr/Card	pk. 3/72
# C353	Acrylic	DIV.	Ea/Card	pk. 6/72
# C351A	Acrylic	SMALL - Hot/Cold/Div	EA/Card	pk. 3/72
# C352A	Acrylic	LARGE - Hot/Cold/Div	EA/Card	pk. 3/72
# C354	Chrome	SMALL - Hot / Cold	Pr/Card	pk. 4/72
# C355	Chrome	LARGE - Hot / Cold	Pr/Card	pk. 3/72
# C356	Chrome	DIV.	Ea/Card	pk. 3/48
# C390	Chrome	LEVER - Hot / Cold	Pr/Card	pk. 3/120
# C391	Chrome	CROSS - Hot / Cold H/C w/REMOVE SKIRT	Pr/Card	pk. 3/90
# C392	Acrylic	SKIRT	Pr/Card	pk. 3/36
# 350R	Chrome	BLADE-STYLE CANOPY LEVER	Pr/Bagged	pk. 1/25/100
# C357	Chrome	- H/C	Pr/Card	pk. 4/72

Handle Pullers

FAUCET HANDLE PULLER



C1104 Carded pk. 4/36

LARGE HANDLE PULLER

• 2 Stage handle puller for narrow & wide faucet handles



1104B Bulk pk. 1/25/50

DELUXE HANDLE PULLER

• Removes all canopy lever handles quickly & easily w/out scratching
• Counter-weight to pull hard-to-remove handles




1104A Bulk pk. 1/5/25

Index Buttons

INDEX BUTTONS FOR PRICE-PFISTER®*

• 15/16" Dia.

# 379	HOT	Bulk	pk. 10/500
# 381	DIV.	Bulk	pk. 10/500
# 380	COLD	Bulk	pk. 10/500




Index Buttons

INDEX BUTTONS FOR GERBER®*

• 1" Dia.

# 5110	HOT	Bulk	pk. 10/500
# 5112	DIV.	Bulk	pk. 10/500
# 5111	COLD	Bulk	pk. 10/500



INDEX BUTTONS FOR SAYCO®*

• 1-1/4" Dia.

# 305	HOT	Bulk	pk. 10/2000
# 307	DIV.	Bulk	pk. 10/2000
# 306	COLD	Bulk	pk. 10/2000



INDEX BUTTON FOR DELTA/DELEX®* OLD-STYLE

• 1 1/2" Dia.

# 5140	Bulk	pk. 1/100
--------	------	-----------



INDEX BUTTONS FOR MOEN®* TEAR DROP

• 2" x 1.5"

# 5144	Bulk	pk. 1/100
--------	------	-----------



Stem Packing & Lube

24" MAKE-A-WASHER PLASTIC PACKING

• 3/32" Thick



1699 Graphite Bulk pk. 100/1000

C1699 Graphite Carded pk. 10/200

GRAPHITE VALVE STEM PACKING

• String coated w/ graphite
• Re-closeable pop-out spool
• Individual spools
• Non-asbestos



8063020 1/4" Thick 8' Spool pk. 1/10/100

8063010 1/8" Thick 10.5' Spool pk. 1/10/100

PLUMBERS GREASE

• Will not attack Rubber or Plastic
• For lubricating seals, threads or any moving parts
• Non-toxic



1881 1 oz. Can pk. 6/24

1881R 1 oz. Tube pk. 1/12

1881

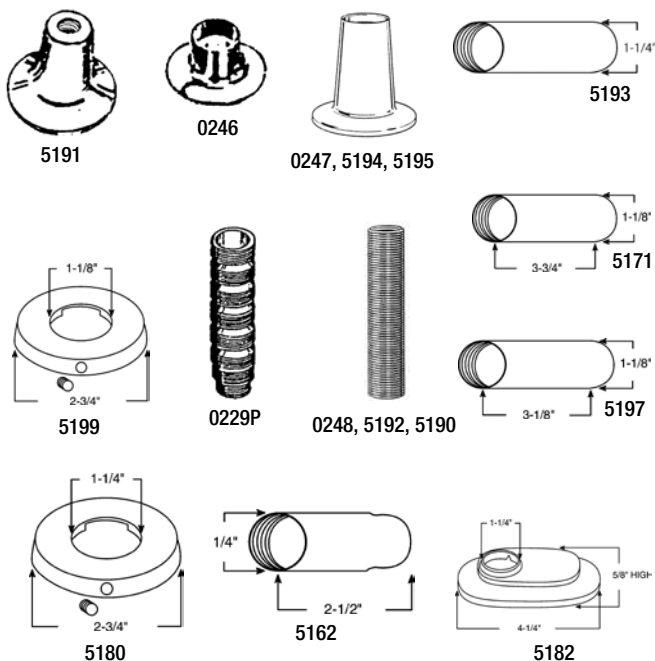
1881R

2 Handle Repair

TRIM FOR 2 & 3 HANDLE TUB & SHOWER FAUCETS

• All bulk packed

ITEM #	FITS BRAND	TYPE	PACK
# 5192	Central*	Threaded Brass Nipple	pk. 1/100/500
# 5191	Central*	Bell Escutcheon	pk. 1/50/100
# 5180	Central*	Round Escutcheon w/Set-Screw	pk. 1/10/400
# 5193	Central*	Escutcheon Tube (Sleeve)	pk. 1/5/300
# 5199	Gerber*	Round Escutcheon w/Set-Screw	pk. 1/50/200
# 5197	Gerber*	Escutcheon Tube (Sleeve)	pk. 1/25/300
# 5194	Gerber*	Bell Escutcheon	pk. 1/25/100
# 5190	Gerber*	Threaded Brass Nipple	pk. 1/25/200
# 5195	Kohler*	Bell Escutcheon	pk. 1/50/100
# 0247	P/P*	Shower Escutcheon	pk. 1/50/200
# 0248	P/P*	Threaded Escutcheon Nipple	pk. 10/500
# 0246	P/P*	Lavatory Escutcheon	pk. 1/6/300
# 5180	P/P*	Round Escutcheon w/Set-Screw	pk. 1/10/400
# 5171	P/P*	Escutcheon Tube (Sleeve)	pk. 1/25/500
# 5180	Sayco*	Round Escutcheon w/Set-Screw	pk. 1/10/400
# 5182	Sayco*	Oval Escutcheon w/Nylon-Sleeve	pk. 1/10/100
# 5162	Sterling*	2-1/2" Escutcheon Tube (Sleeve)	pk. 1/50/200
# 0229P	Fit-All*	Threaded Escutcheon Nipple	pk. 1/25/2000



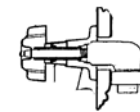
UNIVERSAL ESCUTCHEON SYSTEM

- Fits over 173 different shower, tub & widespread lavatory units
- Chrome Plated Zinc die cast w/ plastic nipple

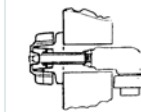
C0233 Full Extended

This illustration shows the unit in its maximum extended position.

C0233-Extended



C0233- Retracted



C0233 Full Retracted

This illustration shows the unit in its maximum retracted position. The escutcheon & reversible sleeve allow installation adjustments from the handle to the wall of 1/2" to 2-1/2".



C0233 2-Stage w/ Nipple

Carded pk. 6/72

C0234

Threaded cut-off nipple has 3 different thread types



C0234 Old-Fashioned Octagon w/ Nipple

Carded pk. 6/60

FLANGE & ESCUTCHEON KITS

- Parts that go together, carded together



C5197



C5181



C5161



C0247

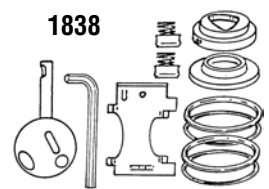
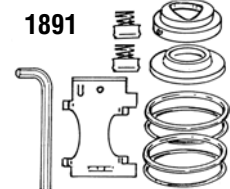
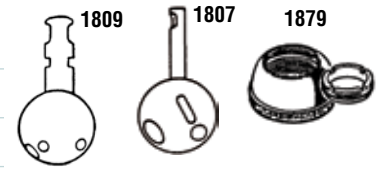


C5183

# C5197	Gerber*	Tube & Escutcheon w/ Set-screw	set/Card	pk. 6/60
# C0247	Price-Pfister*	THD Nipple & Bell Escutcheon	set/Card	pk. 6/60
# C5181	Sayco*	Tube & Escutcheon w/ Nylon Sleeve	set/Card	pk. 6/60
# C5183	Sayco*	Tube & Escutcheon w/ Set-screw	set/Card	pk. 6/60
# C5161	Sterling*	Tube & Escutcheon w/ Set-screw	set/Card	pk. 6/60

Single Handle Repair

FITS BRAND	Bulk		CARDED	
Delta* Type Brass Ball #70	—	—	# C1807	pk. 6/144
Delta* Type S.S. Ball #70	—	—	# C1807A	pk. 6/144
Delta/Peerless* Brass Ball #212	—	—	# C1809	pk. 6/144
Delta/Peerless* S.S. Ball #212	—	—	# C1809A	pk. 6/144
Delta Scald Guard* Cartridge #1991	—	—	# C1796HC	pk. 4/48
Repair Kit #1 for Delta* Kitchen	—	—	# C1891	pk. 6/144
Repair Kit #1 for Delta*/Kitchen w/Ball	—	—	# C1838	pk. 6/144
Repair Kit #1 for Delta/Peerless*	—	—	# C1892	pk. 6/144
Repair Kit #1 for Delta/Peerless* w/Ball	—	—	# C5339	pk. 6/144
Repair Kit #2 for Delta/Peerless*	—	—	# C1876	pk. 6/144
Seat & Spring Kit for Delta* 2 Old & 2 New Style Seats & Spring	—	—	# C1875	pk. 12/288
Cap Assembly for Delta*	—	—	# C1879	pk. 6/144
Cartridge for Delta* Monitor	—	—	# C223	pk. 1/12
Push Button Diverter for Delta*	# 1837R	pk. 1/25/100	—	—
Cartridge for Moen*, Plastic (Rep# 1225)	—	—	# C225	pk. 4/48
Cartridge for Moen*, Brass (Rep# 1200)	# 226	pk. 1/25/100	—	—
Cartridge for Moen*, Fits Posi Temp (Rep# 1222)	—	—	# C224	pk. 4/48
Cartridge for P/P* Avante	—	—	# C1728	pk. 4/48
Cartridge for Symmons* (TA-10)	# 5331	pk. 1	—	—
Cartridge for Valley/Aqualine*	# 816P	pk. 1/20/100	—	—
Seats & Springs for Valley*	—	—	# C1871	pk. 12/288



223

224



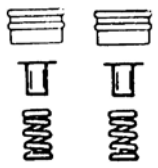
5331

1728

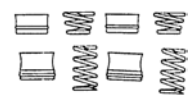
225



816



1871



1875



1892



1876



5339



1796



226



1837

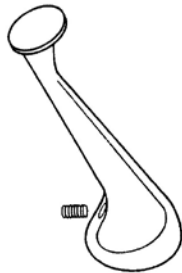
*Brand Names mentioned in this catalog reference OEM Manufacturers. Please do not confuse AQUAPLUMB® with the OEM Mfgr. whose parts these are intended to replace.

Single Handle Repair

FAUCET HANDLES FOR SINGLE HANDLE



340P, 341P



1836



C346



436



5963



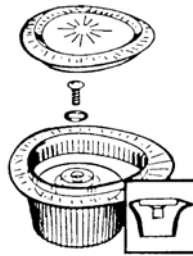
1848P



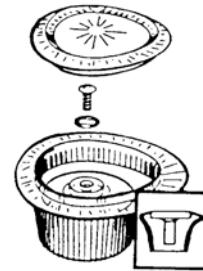
1846P



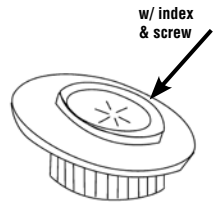
343



427



428 & 432



438

BULK

FITS BRAND	TYPE		
Delta/ScaldGuard*	TUB	# 436	pk. 1/25/100
Mixit*	TUB/SHOWER	# 1846P	pk. 1/250/500
Mixit*	TUB/SHOWER	# 1848P	pk. 1/250/500
Moen* Old Style	LAV	# 343P	pk. 1/50
Moen* Lever	KITCHEN	# 5963	pk. 1/10
Valley*	—	# 438	pk. 1/50/200

CARDED

FITS BRAND	TYPE		
Delta/Peerless*	LAV	# C340	pk. 6/72
Delta*	KITCHEN	# C1836	pk. 4/48
Delta/Peerless*	TUB/SHOWER	# C341	pk. 6/72
Delta/Peerless* w/ Bushing	LAV/KIT/ SHOWER	# C346	pk. 6/72
Moen* Teardrop Chateau	LAV	# C427	pk. 6/72
Moen* Teardrop Chateau	TUB	# C428	pk. 6/72
Moen* Teardrop Posi-Temp	LAV/TUB	# C432	pk. 6/72

ESCUTCHEON PLATES FOR SINGLE HANDLE SHOWER VALVE

• Complete w/ screws



5921



5920

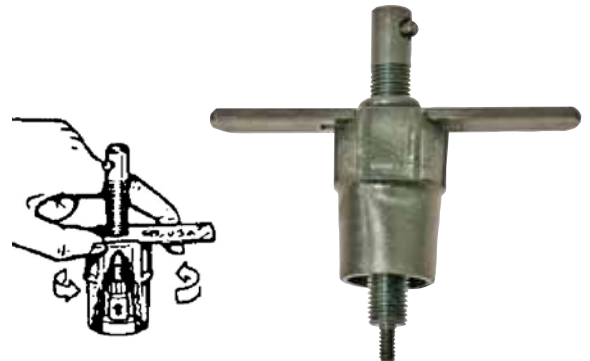


5926

# 5920	Delta, CP	Bulk	pk. 1/50
# 5926	Delta ScaldGuard, CP	Bulk	pk. 1/10
# 5921	Moen - Flat, CP	Bulk	pk. 1/10

CARTRIDGE PULLER FOR MOEN®*

- Pulls all cartridges (both Brass & Plastic)
- Also pulls Posi-Temp
- Will pull both stem & barrel



C1122 Hanger Bag pk. 1/3/30

Replacement Ceramic Cartridges for AquaPlumb Faucets & Many Others

- Brass round-broached stem, 20 points
- Stem is internally threaded for handle screw
- Scald guard pressure balanced
- Marked "HL-40"
- Fits item 600055 & 600058

*Also some earlier models of item 600061



600062 Bulk pk. 1/50/100

- Plastic square-broached stem
- Stem is internally threaded for handle screw
- Marked "DL02GJ"
- Fits item 1558020, 1558021, #600140, 600145




660143 Bulk pk. 1/25/100

- Plastic square-broached stem
- Stem is internally threaded for handle screw
- Scald guard pressure balanced
- Marked "HAIN-YO"
- Fits older item 600061



600063 Bulk pk. 1/100

- Plastic square-broached stem
- Adjustable lock-nut reinforcer
- Stem is internally threaded for handle screw
- Scald guard pressure balanced
- Marked "HJ-40"
- Fits item 1550221, 1550222




1550223 Bulk pk. 1/50

AquaPlumb® Stainless Steel Connectors

AquaPlumb® offers the highest quality supply lines in the market

AquaPlumb's Stainless Steel braided connectors are designed to be used in both residential & commercial applications. Their braided design gives them excellent protection from bursting & vibration. Additionally they can be coiled & bent for offset installations. Different end configurations are available for virtually any installation.



Working Pressure – 250 PSI
Burst Pressure – 880 PSI
Maximum Working Temperature – 180°F (82°C)

Tubing:
 Body – Reinforced PVC
 Jacket – Stainless Steel Braid
 Fittings – Brass, Except Nylon Ballcock Nut
 Inserts – Brass
 Seals – Cone Style Santoprene Rubber Washer

Meets Approvals:
 UPC
 ASME A112.18.6-2009
 CSA B125.6-09

AquaPlumb's Special Features:

- Unlike some products on the market that have just a plain rubber non-reinforced tube, all of the AquaPlumb® lines have a reinforced PVC inner liner.
 - The reinforced PVC can hold the pressure even w/out the Stainless Steel reinforcement. If the Stainless Steel wears down, all that is left in the competitors line is the inner tube. A plain rubber tube will burst right away under pressure.
 - Rubber breaks down sooner & faster than PVC, especially at high temperatures.
 - The black rubber will not meet NSF61.
- All AquaPlumb® lines designed to carry potable water & meets California AB1953 & Federal S.3874 for ultra-low lead.
- The patented ballcock models have many additional features.
 - The AquaPlumb® nylon nut is 3/32" deeper than standard nuts. 22/32" vs 25/32". This provides more threads on the shaft of the ballcock.
 - The base of the AquaPlumb® ballcock nut is significantly thicker than standard nuts - .117" vs .149". If a nut is going to break when over tightened, this will be one of the spots. The extra thickness is important.
 - The heel is the weakest part of the ballcock nut. The AquaPlumb® nut's heel has been reinforced & is thicker than standard nuts - .153" vs .180". Additionally the heel is rounded to add additional strength & support.
 - AquaPlumb® nuts use a nylon material that is not brittle. It will not crack or split. The standard nut found on some other models is a cheaper, more brittle, material that snaps when stressed.



Faucet Connectors

FAUCET CONNECTORS UPC APPROVED – STAINLESS STEEL

- Braided
- Flexible
- Chrome Plated Brass nuts
- Brass inserts
- Hanger/flyaway tag
- PVC braided inner hose



Item #	Length	Size	Put-Up	Pack
# 7710	12"	3/8" OD x 1/2" FPT	Tagged	pk. 10/50
# 7711	16"	3/8" OD x 1/2" FPT	Tagged	pk. 10/50
# 7712	20"	3/8" OD x 1/2" FPT	Tagged	pk. 10/50
# 7713	30"	3/8" OD x 1/2" FPT	Tagged	pk. 10/20
# 7713A	36"	3/8" OD x 1/2" FPT	Tagged	pk. 1/15
# 7714	12"	1/2" OD x 1/2" FPT	Tagged	pk. 10/50
# 7716	20"	1/2" OD x 1/2" FPT	Tagged	pk. 10/50
# 7717	12"	3/8" OD x 3/8" OD	Tagged	pk. 10/50
# 7717A	20"	3/8" OD x 3/8" OD	Tagged	pk. 10/50
# 7718	12"	1/2" FPT x 1/2" FPT	Tagged	pk. 10/50
# 7720	20"	1/2" FPT x 1/2" FPT	Tagged	pk. 10/50
# 7719	36"	1/2" FPT x 1/2" FPT	Tagged	pk. 1/15
# 7719A	48"	1/2" FPT x 1/2" FPT	Tagged	pk. 1/15
# 7721	12"	3/8" OD x 3/8" Copper Fits Delta	Tagged	pk. 10/50
# 7722	20"	3/8" OD x 3/8" Copper Fits Delta	Tagged	pk. 10/50
# 7733	20"	3/8" Flare x 1/2" FPT NEW!	Tagged	pk. 10/50

Faucet Connectors (continued)

PUSH-ON FAUCET CONNECTOR WITH ANGLE VALVE

- PipeBite Push-On inlet on valve
- Quarter turn valve
- Stainless Steel braided hose for strength and durability
- Chrome Plated Brass nuts & brass inserts
- 1/2" push-on fits copper, PEX or CPVC
- 1/2" FPT faucet connection
- Individual display bag



CC10225 18" pk. 1/25

FAUCET CONNECTORS UPC APPROVED – NYLON

- Lead free compliant
- Brass fittings & inserts
- PDQ display boxes
- Hanger/flyaway tag
- PVC reinforced hose



Item #	Length	Size	Put-Up	Pack
# 7760	12"	3/8" OD x 1/2" FPT	Hanger	pk. 10/50
# 7762	16"	3/8" OD x 1/2" FPT	Hanger	pk. 10/50
# 7763	20"	3/8" OD x 1/2" FPT	Hanger	pk. 10/50

Toilet Connectors

TOILET CONNECTORS UPC APPROVED – STAINLESS STEEL

- Braided
- Flexible
- Brass inserts
- Hanger/flyaway tag
- PVC braided inner hose
- Strong patented nut



Item #	Length	Size	Ballcock Nut	Put-Up	Pack
# 7724	6"	3/8" OD x 7/8" BC Nut	Nylon	Tagged	pk. 10/50
# 7725	9"	3/8" OD x 7/8" BC Nut	Nylon	Tagged	pk. 10/50
# 7726	12"	3/8" OD x 7/8" BC Nut	Nylon	Tagged	pk. 10/50
# 7726A	16"	3/8" OD x 7/8" BC Nut	Nylon	Tagged	pk. 10/50
# 7726M	12"	3/8" OD x 7/8" BC Nut	CP Brass	Tagged	pk. 10/50
# 7727	20"	3/8" OD x 7/8" BC Nut	Nylon	Tagged	pk. 10/50
# 7727M	20"	3/8" OD x 7/8" BC Nut	CP Brass	Tagged	pk. 10/50
# 7731	12"	1/2" OD x 7/8" BC Nut	Nylon	Tagged	pk. 10/50
# 7732	12"	1/2" IPS x 7/8" BC Nut	Nylon	Tagged	pk. 10/50

Toilet Connectors (continued)

PUSH-ON TOILET CONNECTOR W/ STRAIGHT VALVE

- PipeBite Push-On inlet on valve
- Quarter turn valve
- Stainless Steel braided hose for strength and durability
- Chrome Plated Brass nuts & brass inserts
- 1/2" push-on fits copper, PEX or CPVC
- 7/8" ballcock connection
- Individual display bag



CC10235 12" pk. 1/25

TOILET CONNECTORS UPC APPROVED – NYLON

- Lead free compliant
- Brass fittings & inserts
- Pdq display boxes
- Hanger/flyaway tag
- PVC reinforced hose
- Strong patented nut



Item #	Length	Size	Put-Up	Pack
# 7780	12"	3/8" OD x 7/8" BC Nut	Hanger	pk. 10/50
# 7782	16"	3/8" OD x 7/8" BC Nut	Hanger	pk. 10/50
# 7783	20"	3/8" OD x 7/8" BC Nut	Hanger	pk. 10/50

Appliance Connectors

DISHWASHER CONNECTORS

- Stainless Steel
- Hanger/flyaway tag
- Brass inserts
- Flexible & braided
- Coiled & tied
- 3/8 Comp x 3/8 comp w/ 3/8 ips x 3/8 comp x 90° elbow
- PVC braided inner hose



# 7749A	4' (48") Long	pk. 1/15
# 7750A	5' (60") Long	pk. 1/15
# 7751A	6' (72") Long	pk. 1/10
# C7751	6' (72") Long 3/8" COMP & 3/4" GHT Elbow	pk. 1/6/48

WASHING MACHINE CONNECTORS

- Stainless steel
- Braided
- Hanger/flyaway tag
- Coiled & tied
- Female x female coupling w/ washers, Brass fittings, & Brass inserts
- 3/4" Ght x 3/4" ght
- PVC braided inner hose



33255A



# 33254	4' (48") Long	pk. 1/15
# 33255	5' (60") Long	pk. 1/15
# 33256	6' (72") Long	pk. 1/10
# 33255A	5' (60") Long 90° End	pk. 1/15

ICE MAKER CONNECTORS

- Stainless steel
- 1/4" Compression threads - both ends
- Brass insert, Rubber cone washers
- Coiled & tied
- Hanger/flyaway tag
- UPC approved
- PVC braided inner hose



# 7754	12"	Tagged	pk. 1/10/100
# 7756	24"	Tagged	pk. 1/35
# 7757	60" (5')	Tagged	pk. 1/15
# 7759	72" (6')	Tagged	pk. 1/15
# 7761	120" (10')	Tagged	pk. 1/10

Repair Connectors

PUSH-ON PIPE REPAIR HOSE

- PipeBite Push-On fittings on both ends
- Stainless Steel braided hoses for strength & durability
- Replace leaking copper, CPVC or PEX pipe. Cut out leaking portion of pipe & replace w/ repair hose
- No tools needed to install
- 1/2" push-on
- Fly-away tag




# CC10212	12"	pk. 1/25
# CC10218	18"	pk. 1/25

Water Heater Connectors


BRAIDED STAINLESS STEEL

- Dielectric ends
- Brass couplings
- Flyaway tag



3/4" FPT x 3/4" FPT

# 7740	12"	Tagged	pk. 1/25
# 7741	18"	Tagged	pk. 1/25
# 7742	24"	Tagged	pk. 1/25



3/4" FPT x 7/8" OD Compression

# 7744	12"	Tagged	pk. 1/25
# 7745	18"	Tagged	pk. 1/25
# 7746	24"	Tagged	pk. 1/25

Water Heater Connectors

PUSH-ON WATER HEATER CONNECTOR

- PipeBite Push-On inlet
- Stainless Steel braided hose for strength & durability
- Chrome Plated Brass nut & brass insert
- 3/4" push-on fits copper, PEX or CPVC
- 3/4" FPT to fit on water heater
- Fly-away tag



NEW!



CC10245 18" pk. 1/25

PUSH-ON WATER HEATER CONNECTOR W/ BALL VALVE

- PipeBite Push-On inlet on ball valve
- Stainless Steel braided hose for strength & durability
- Chrome Plated Brass nut & brass insert
- 3/4" push-on fits copper, PEX or CPVC
- 3/4" FPT to fit on water heater
- Fly-away tag



NEW!



CC10240 18" pk. 1/25

Risers & Connectors

CHROME PLATED COPPER FAUCET SUPPLY LINES

Fits Faucet 3/8" OD



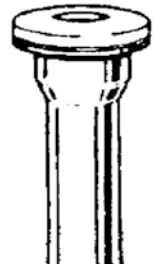
2682010 12" Bulk pk. 1/50
 # 2683010 20" Bulk pk. 1/50
 # 2685010 36" Bulk pk. 1/50

Risers & Connectors

CHROME PLATED COPPER TOILET SUPPLY LINES

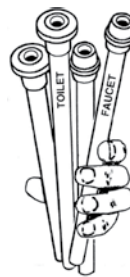
Fits Toilet 3/8" OD

2686010 12" Bulk pk. 1/50
 # 2687010 20" Bulk pk. 1/50



PEX PLASTIC FAUCET SUPPLY LINES

- W/ plastic ferrule
- ASME A11218-6 & CSA B125
- 100 PSI, 180°F SDR9

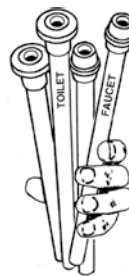


Fits Faucet 3/8" OD

2688010 12" Bulk pk. 1/50/300
 # 2689010 20" Bulk pk. 1/50/300
 # 2689030 36" Bulk pk. 1/50/100

PEX PLASTIC TOILET SUPPLY LINES

- W/ plastic ferrule
- ASME A11218-6 & CSA B125
- 100 PSI, 180°F SDR9



Fits Toilet 3/8" OD

2690010 12" Bulk pk. 1/50/300
 # 2691010 20" Bulk pk. 1/50/300

Risers & Connectors *(continued)*

OFFSET BATH SUPPLIES/RISERS

- Chrome Plated Brass
- W/ bell flanges
- 1/2" OD x 21-1/2"
- Pair per box



0890 Pr/Box pk. 1/25

BATH FAUCET COUPLING ELBOWS

- Nickel plated cast Brass
- Fits 3/4" bathcock threads
- Outlet - 1/2" MPT
- Also used w/ baseboard radiators



1828 Pr/Bag pk. 1/25

Stop Valves—Chrome Plated Brass

ANGLE VALVES, MULTI-TURN

- Celcom stems
- Sweat models have brass stems
- Bulk packed 1/10/200
- Carded packed 5/100



3728



3735



3720, 3721, 3723

INLET	OUTLET	CARDED	BULK
3/8 FPT	3/8" OD Comp.	# C3720	# 3720A
1/2" FPT	3/8" OD Comp.	# C3721	# 3721A
1/2" FPT	1/2" OD Comp.	—	# 3723A
1/2 FPT	1/4" OD Comp.	—	# 3738A
5/8" OD (1/2" nom.) Sweat	3/8" OD Comp.	# C3735	# 3735A
5/8" OD Comp.	3/8" OD Comp.	# C3728	# 3728A

Stop Valves—Chrome Plated Brass *(continued)*

STRAIGHT VALVES, MULTI-TURN

- Celcom stems
- Sweat models have Brass stems
- Bulk packed 1/10/200
- Carded packed 5/100



3734



3731



3737, 3732



3730, 3731

INLET	OUTLET	CARDED	BULK
3/8" FPT	3/8" OD Comp.	# C3730	# 3730A
1/2" FPT	3/8" OD Comp.	# C3731	# 3731A
5/8" OD (1/2" nom.) Sweat	3/8" OD Comp.	# C3734	# 3734A
5/8" OD Comp.	3/8" OD Comp.	# C3737	# 3737A
3/8" OD Comp.	3/8" OD Comp.	# C3732	—

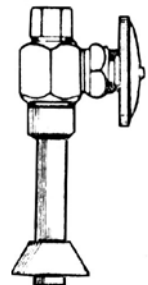
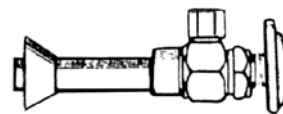
3-WAY STOPS

- Celcom stems
- Bulk packed 1/10/50
- Carded packed 5/100



INLET	OUTLET	CARDED	BULK
1/2" Female IPT	3/8" OD x 3/8" OD	# C3740	# 3740A
1/2" Female IPT	3/8" OD x 1/4" OD	# C3742	# 3742A
5/8" OD (1/2" nom.) Comp.	3/8" OD x 3/8" OD	# C3741	# 3741A

STOP VALVES W/ 5" EXTENSION, CHROME PLATED, MULTI-TURN



- # 3745A Angle Bulk pk. 1/10
- # 3746A Straight Bulk pk. 1/10

OVAL HANDLE

- For Stop-Valves
- 12 Spline



3725 Bulk pk. 10

Stop Valves—Chrome Plated Brass *(continued)*

1/4 TURN BALL TYPE ANGLE VALVE

- Chrome plated



# C3713	3/8" FPT x 3/8" OD	Carded	pk. 5/100
# C3712	5/8" Sweat x 3/8" OD	Carded	pk. 5/100
# C3715	1/2" FPT x 3/8" OD	Carded	pk. 5/100
# C3716	5/8" Comp. x 3/8" OD	Carded	pk. 5/100

1/4 TURN BALL TYPE STRAIGHT VALVE

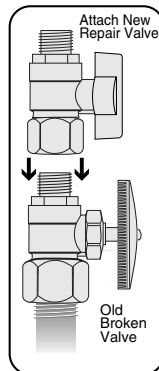
- Chrome plated



# C3714	3/8" FPT x 3/8" OD	Carded	pk. 5/100
# C3717	5/8" Sweat x 3/8" OD	Carded	pk. 5/100
# C3718	1/2" FPT x 3/8" OD	Carded	pk. 5/100
# C3719	5/8" Comp. x 3/8" OD	Carded	pk. 5/100

1/4 TURN REPAIR VALVE

- Attach to outlet of broken valve to give you another valve
- Chrome plated



# C3701	3/8" F Comp Swivel x 3/8 OD Comp	Carded	pk. 5/100
---------	----------------------------------	--------	-----------

Stop Valves—Chrome Plated Brass *(continued)*

PEX STOP VALVES

- 1/4 Turn
- Chrome plated



# 3702A	Angle	Bulk	pk. 1/10/100
# 3703A	Straight	Bulk	pk. 1/10/100
# C3702	Angle	Carded	pk. 5/100
# C3703	Straight	Carded	pk. 5/100

PIPEBITE – PUSH-ON CHROME PLATED STOP VALVES


- 1/4" Turn ball style
- Chrome plated
- Pushes onto Copper, CPVC, PEX, & polybutylene
- Simple to remove from pipe w/ removal tools
- Code approved
- 5/8" OD (1/2 cts) inlet x 3/8" OD comp outlet



# CC10170	Straight	Display Bag	pk. 1/5
# CC10175	Angle	Display Bag	pk. 1/5

EASY CONNECT TEE, BRASS

- Attaches to outlet of stop valve to give you two outlets

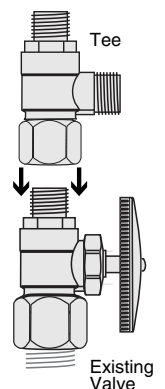


3/8" F. Comp x 3/8" M. Comp x 3/8" M. Comp

# 3516A	Bulk	pk. 1/25/200
# C3516	Carded	pk. 5/100

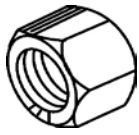
3/8" F. Comp x 3/8" M. Comp x 1/4" M. Comp

# 3515A	Bulk	pk. 1/25/200
# C3515	Carded	pk. 5/100




Compression Fittings


CHROME PLATED




3766




3752



3756



3750



3753



# 3766	3/8" Comp. Nut *	Bulk	pk. 1/5/600
# 3750	3/8" x 5/8" Comp. Union	Bulk	pk. 1/5
# 3752	3/8" x 1/2" Sweat	Bulk	pk. 1/5
# 3753	3/8" x 3/8" FPT	Bulk	pk. 1/5
# 3754	3/8" x 1/2" FPT	Bulk	pk. 1/5/500
# 3756	3/8" x 3/8" MPT	Bulk	pk. 1/5/300
# 3757	3/8" x 1/2" MPT	Bulk	pk. 1/5/300

*Fits Most Common Stop Valves

Escutcheons

FLOOR & CEILING PLATES

- Chrome plated
- Stamped Steel

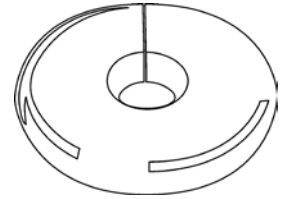


# 5031011	3/8" IPS	Boxed	pk. 12
# 5031021	1/2" IPS	Boxed	pk. 12
# 5031031	3/4" IPS	Boxed	pk. 12
# 5031041	1" IPS	Boxed	pk. 12
# 5031051	1-1/4" IPS	Boxed	pk. 12
# 5031061	1-1/2" IPS	Boxed	pk. 12
# 5031071	2" IPS	Boxed	pk. 12
# 5032011	1/2" Copper	Boxed	pk. 12
# 5032021	3/4" Copper	Boxed	pk. 12
# 0779	1" Copper	Boxed	pk. 12
# 0780	1-1/4" Copper	Boxed	pk. 12
# 0781	1-1/2" Copper	Boxed	pk. 12

Escutcheons (continued)

SPLIT-IT EASY-ON PLASTIC FLANGE

- Chrome plated plastic sure grip style
- Non-breakable & 100% rust-proof
- Splits & snaps over pipe for easy installation



# 0750	3/8" IPS	Boxed	pk. 12/48/144
# 0751	1/2" IPS	Boxed	pk. 12/48/144
# 0752	3/4" IPS	Boxed	pk. 12/48/144
# 0753	1" IPS	Boxed	pk. 12/48/144
# 0754	1-1/4" IPS	Boxed	pk. 12/36/108
# 0755	1-1/2" IPS	Boxed	pk. 12/36/108
# 0756	2" IPS	Boxed	pk. 12/24/72
# 0760	5/8" Copper (1/2" Nom.)	Boxed	pk. 12/48/144
# 0761	7/8" Copper (3/4" Nom.)	Boxed	pk. 12/48/144
# 0762	1-1/8" Copper (1" Nom.)	Boxed	pk. 12/48/144
# 0763	1-1/4" Copper	Boxed	pk. 12/36/108
# 0764	1-1/2" Copper	Boxed	pk. 12/36/108
# 0765	2" Copper	Boxed	pk. 12/24/72

SPRING-TYPE EXTRA HEAVY FLOOR & CEILING PLATES

- Triple Chrome plated
- Die cast
- Positive locking tab



# 0700	3/8" IPS	Boxed	pk. 12/48
# 0701	1/2" IPS	Boxed	pk. 12/48
# 0702	3/4" IPS	Boxed	pk. 12/48
# 0703	1" IPS	Boxed	pk. 12/48
# 0704	1-1/4" IPS	Boxed	pk. 12/48
# 0705	1-1/2" IPS	Boxed	pk. 12/48
# 0706	2" IPS	Boxed	pk. 12/48
# 0706A	2-1/2" IPS	Boxed	pk. 12/48
# 0706B	3" IPS	Boxed	pk. 12/48
# 0706C	4" IPS	Boxed	pk. 12/48

Escutcheons *(continued)*

LOW PATTERN FLANGE

- Chrome plated
- Stamped Steel



# 4987020	3/8" IPS	Bulk	pk. 25
# 4987030	1/2" IPS	Bulk	pk. 25
# 4987033	3/4" IPS	Bulk	pk. 25
# 4987037	1" IPS	Bulk	pk. 25
# 4987040	1-1/4" IPS	Bulk	pk. 25
# 4987050	1-1/2" IPS	Bulk	pk. 25
# 4987055	2" IPS	Bulk	pk. 25
# 4987060	5/8" Copper	Bulk	pk. 25
# 4987065	7/8" Copper	Bulk	pk. 25
# 4987070	1-1/4" Tubular	Bulk	pk. 25
# 4987080	1-1/2" Tubular	Bulk	pk. 25
# 4987090	2" Copper	Bulk	pk. 25

DEEP BELL FLANGE

- Chrome plated
- Stamped Steel



# 5015045	3/8" IPS	Bulk	pk. 25
# 5015050	1/2" IPS	Bulk	pk. 25
# 5015070	1-1/2" IPS	Bulk	pk. 25
# 5015100	1/2" Copper	Bulk	pk. 25
# 5015110	5/8" Copper	Bulk	pk. 25
# 5015130	1-1/4" Tubular	Bulk	pk. 25
# 5015140	1-1/2" Tubular	Bulk	pk. 25

Escutcheons *(continued)*

DEEP BOX ESCUTCHEONS

# 5015010	1-1/4" IPS, CP	Bulk	pk. 5
# 5015030	1-1/2" Tubular, CP	Bulk	pk. 5
# 5015025	1-1/4" OD Tube	Bulk	pk. 5



Carded Flanges

LOW STYLE FLANGES

- Chrome plated



# C0101	3/8" I.P.S.	Chrome	1/Card	pk. 10
# C0102	1/2" I.P.S.	Chrome	1/Card	pk. 10
# C0109	5/8" Copper (1/2" Nom.)	Chrome	1/Card	pk. 10
# C0113	1-1/4" OD Tubular	Chrome	1/Card	pk. 10
# C0114	1-1/2" OD Tubular	Chrome	1/Card	pk. 10

FLOOR & CEILING PLATES FLANGES

- Chrome plated



# C0381	1/2" I.P.S. (Split)	Chrome	1/Card	pk. 10
# C0382	3/4" I.P.S. (Split)	Chrome	1/Card	pk. 10
# C0777	5/8" Copper (1/2" Nom.)	Chrome	1/Card	pk. 10
# C0778	7/8" Copper (3/4" Nom.)	Chrome	1/Card	pk. 10

EXTENSION FLOOR & WALL COVERS

- Polished Stainless Steel
- Complete w/ 1/4" x 20 t x 4" Chrome Plated Tapered-head bolt



# 2332	4"	pk. 12	pk. 1/25/100
# 2333	6"	pk. 12	pk. 1/25/100
# 2334	8"	pk. 12	pk. 1/25/100
# 2335	10"	pk. 12	pk. 1/25/100

Pipe Repair

HINGED PIPE REPAIR "CLAMP-A-LEAK"

- Heavy gauge galvanized steel body
- Neoprene rubber gasket
- 2 Steel bolts & nuts



Item #	IPS		Pack
# 3260	1/2"	Bulk	pk. 1/5/100
# 3261	3/4"	Bulk	pk. 1/5/100
# 3262	1"	Bulk	pk. 1/5/100
# 3263	1-1/4"	Bulk	pk. 1/5/50
# 3264	1-1/2"	Bulk	pk. 1/5/50
# 3265	2"	Bulk	pk. 1/5/50
# 5045080	3"	Bulk	pk. 1/3/30

3" WIDE 1-BOLT REPAIR CLAMP

- 304 Stainless Steel band
- Neoprene gasket
- Plated steel bolt, nut & washer
- Plated malleable iron lugs



Item #	IPS		Pack
# 3071	3/8"	Bulk	pk. 1/6/72
# 3081	1/2"	Bulk	pk. 1/6/72
# 3121	3/4"	Bulk	pk. 1/6/72
# 3161	1"	Bulk	pk. 1/6/72
# 3201	1-1/4"	Bulk	pk. 1/6/72
# 3241	1-1/2"	Bulk	pk. 1/6/36
# 3321	2"	Bulk	pk. 1/6/36
# 3401	2-1/2"	Bulk	pk. 1/6/12
# 3481	3"	Bulk	pk. 1/6/12
# 3641	4"	Bulk	pk. 1/6/12

6" WIDE 2-BOLT REPAIR CLAMP

- 304 Stainless Steel band
- Neoprene gasket
- Plated steel bolt, nut & washer
- Plated malleable iron lugs



Item #	IPS		Pack
# 6082	1/2"	Bulk	pk. 6/36
# 6122	3/4"	Bulk	pk. 6/36
# 6162	1"	Bulk	pk. 6/36
# 6202	1-1/4"	Bulk	pk. 6/36
# 6242	1-1/2"	Bulk	pk. 6/36
# 6322	2"	Bulk	pk. 6/36

GALVANIZED COMPRESSION COUPLINGS (DRESSERS) LONG PATTERN

- Neoprene rubber gasket



Item #	IPS		Pack
# 6542040	1/2"	Bulk	pk. 1/80
# 6542050	3/4"	Bulk	pk. 1/50
# 6542060	1"	Bulk	pk. 1/40
# 6542070	1-1/4"	Bulk	pk. 1/36
# 6542080	1-1/2"	Bulk	pk. 1/24
# 6542090	2" IPS	Bulk	pk. 1/20

Pipe Repair (continued)

MIRACLE WRAP TOMMY TAPE


- Emergency repair wrap
- 1" x 10'



# 5229030	Carded	pk. 10
-----------	--------	--------

WATER HEATER ELEMENT SOCKET

- Fits 1/2" or 3/4" drive
- Chrome vanadium
- Use w/ #1138 breaker bar



# 1139	pk. 1/polybag	pk. 1/4/24
--------	---------------	------------

17" BREAKER BAR

- 1/2" Drive Chrome Vanadium
- Use w/ #1139 Socket



# 1138	pk. 1/polybag	pk. 1/4/24
--------	---------------	------------

WATER HEATER ELEMENT REMOVAL TOOL

- Socket style wrench fits hex on most water heater elements
- W/ lever-rod
- Nickel-plated steel



# 97875	pk. 1/polybag	pk 1/5/50
---------	---------------	-----------

TEST PLUG DOLLAR PLUG

- Galvanized steel flanges & molded rubber gaskets

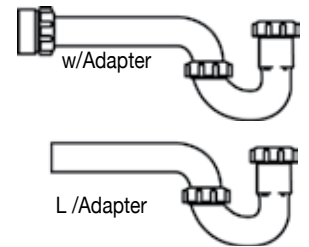


Item #	IPS		Pack
# 4955110	1-1/2"	Bulk	pk. 1/10/40
# 4955120	2"	Bulk	pk. 1/10/100
# 4955140	3"	Bulk	pk. 1/10/60
# 4955160	4"	Bulk	pk. 1/10/40
# 4955170	5"	Bulk	pk. 1/5/20

P-TRAPS

• White PP • Trap adapter (marvel) is PVC • IAPMO listed

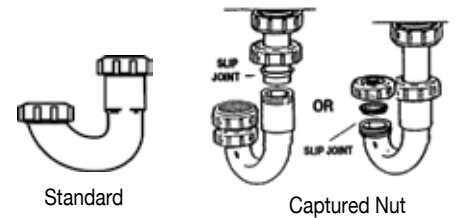
# C2231	1-1/4"	Display Bag	pk. 1/25
# C2200	1-1/2" x 1-1/4" w/ Trap Adapter (Marvel)	Display Bag	pk. 1/25
# 2200P	1-1/2" x 1-1/4" w/ Trap Adapter (Marvel)	Plain Bag	pk. 1/25
# 2202P	1-1/2" x 1-1/4" L/Trap Adapter	Plain Bag	pk. 1/25



J-BENDS

• White PP • IAPMO listed

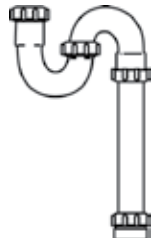
# 2210P	1-1/2"	Bulk	pk. 1/25
# C2210	1-1/2"	Display Bag	pk. 1/25
# 2211P	1-1/2", Reverse Nut	Bulk	pk. 1/25



S-TRAPS

• White PP • Trap adapter (marvel) is PVC • IAPMO listed

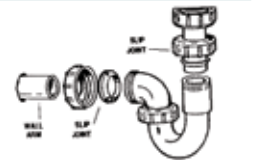
# C2232	1-1/4"	Display Bag	pk. 1/25
# C2205	1-1/2" x 1-1/4" w/ Trap Adapter (Marvel)	Display Bag	pk. 1/25



REPAIR TRAPS

• White PP • IAPMO listed

# 2214P	1-1/2"	Bulk	pk. 1/25
---------	--------	------	----------



WASHING MACHINE TRAPS

• White PP trap, PVC down-tube

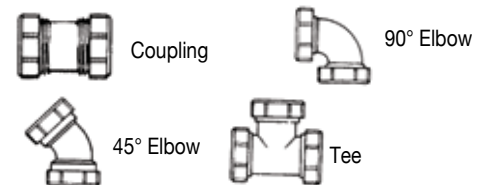
# 2215P	1-1/2"	Bulk	pk. 1/25
---------	--------	------	----------



SLIP COUPLINGS, ELBOWS & TEES

• White PP • IAPMO listed

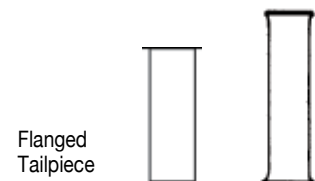
# C2223	Slip Coupling	Display Bag	pk. 1/25
# C2225	Slip Elbow, 45°	Display Bag	pk. 1/25
# C2226	Slip Elbow, 90°	Display Bag	pk. 1/25
# C2229	Slip Tee	Display Bag	pk. 1/25



FLANGED TAILPIECES 1-1/2"

• White PP • IAPMO listed

# 2230	2", Hi-Line Nipple	Bulk	pk. 1/100/400
# 2240	4"	Bulk	pk. 1/25
# 2241	6"	Bulk	pk. 1/25
# 2241A	8"	Bulk	pk. 1/25
# C2243	12"	Display Bag	pk. 1/25
# 2244	16", Double-End	Bulk	pk. 1/25



SOLVENT WELD EXTENSION - 1-1/2"

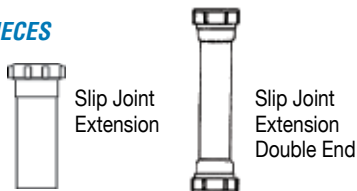
• White PVC • IAPMO listed

# 2247	6"	Bulk	pk. 1/25
# 2248	8"	Bulk	pk. 1/25
# 2249	12"	Bulk	pk. 1/25



SLIP JOINT EXTENSION TAILPIECES

- White PP
- IAPMO listed



# 2254	1-1/2" x 6"	Bulk	pk. 1/25
# 2255	1-1/2" x 8"	Bulk	pk. 1/25
# C2256	1-1/2" x 12"	Display Bag	pk. 1/25
# 2258	1-1/2" 16", Double-End	Bulk	pk. 1/25
# C2256A	1-1/4" x 12"	Display Bag	pk. 1/25

BRANCH TAILPIECES

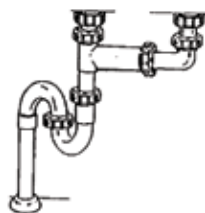
- White PP
- IAPMO Listed



# C1505	Direct Connect, 1/2 Arm	Display Bag	pk. 1/25
# 1505A	Direct Connect, 3/4 Arm	Bulk	pk. 1/25
# 1506	Slip Joint, 1/2 Arm	Bulk	pk. 1/25

END-OUTLET WASTE & TEES

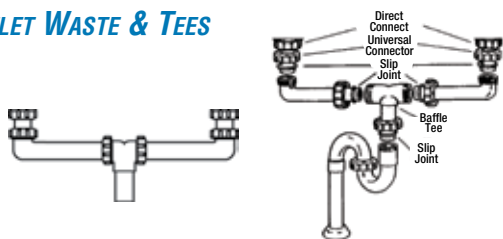
- White PP
- IAPMO listed



# C2260	16", Universal (SJ or DC)	Display Bag	pk. 1/25
# 2268P	End-Outlet Tee	Bulk	pk. 1/25

CENTER-OUTLET WASTE & TEES

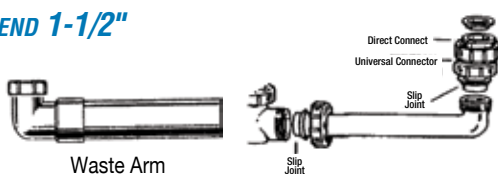
- White PP
- IAPMO listed



# C2263	16", Universal (SJ or DC)	Display Bag	pk. 1/25
---------	---------------------------	-------------	----------

WASTE ARMS BEND 1-1/2"

- White PP
- IAPMO listed



# C2213	15", Universal (SJ or DC)	Display Bag	pk. 1/25
# 2217A	12", Direct Connect	Bulk	pk. 1/25
# 2217	15", Direct Connect	Bulk	pk. 1/25
# 1547	7", Slip Joint	Bulk	pk. 1/25
# 2220A	12", Slip Joint	Bulk	pk. 1/25
# 2220	15", Slip Joint	Bulk	pk. 1/25
# 2220B	24", Slip Joint	Bulk	pk. 1/25

BATH WASTES & OVERFLOW

- White
- IAPMO listed



# C2298	1-1/2" Trip Lever, PP	Display Box	pk. 1/20
# C2297	1-1/2" Lift & Turn, PP	Display Box	pk. 1/20
# C2299	1-1/2" Touch 'N Stop, PP	Display Box	pk. 1/20
# 1864	Trip Lever Linkage Assembly, Brass	Bulk	pk. 1/25/150
# C1864	Trip Lever Linkage Assembly, Brass	Carded	pk. 6/72

EXTENDED HEIGHT WHITE PLASTIC TUBULAR LIFT-N-TURN BATH WASTE ASSEMBLY

- The only tubular plastic bath waste that will extend up to 18" to work w/ most whirlpool & soaker tubs
- Compared to competitor's usable range of 10.5" to 12.5"
- Works on all standard tubs
- Works on all whirlpool & soaker tubs w/ 18" height from tub shoe to center of overflow
- Lift-&-turn drain & 2-hole face plate
- Chrome Plated trim

Exclusive!

NEW!



# C2297EX	Display Box	pk. 1/12
-----------	-------------	----------

PVC SCH. 40 HALF WASTE

- Complete Sch. 40 weight bath waste less the pipe
- Shoe, head, trim & washers
- Two-hole face plate
- 3/8" Thread in shoe trim for testing

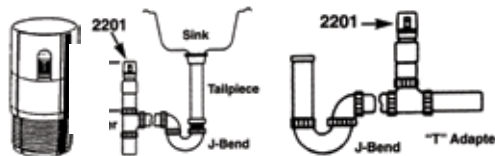
NEW!



# 2280P	Lift & Turn	1/Box	pk. 1/24
---------	-------------	-------	----------

PRO VENT

- Black ABS
- IAPMO listed



# 2201	1-1/2" Pro Vent / Auto Vent	Bulk	pk. 1/200
--------	-----------------------------	------	-----------

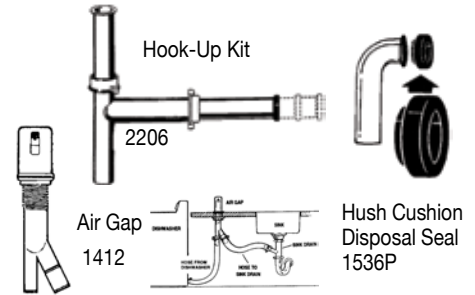
TRAP ADAPTERS



# 2207	Trap Adapter (Marvel Adapter)	Bulk	pk. 1/100
# D2415	1-1/2" Male PVC/DWV Trap Adapter Spigot x Slip Joint	Bulk	pk. 1/50
# D2515	1-1/2" Female PVC/DWV Trap Adapter Hub x Slip Joint	Bulk	pk. 1/50

GARBAGE DISPOSAL ACCESSORIES • IAPMO listed

# 2206	Disposer Hook-Up Kit Assembly, White PP	Bulk	pk. 1/25
# 1546	4" Disposal Drain Elbow, ISE Style, White PP	Bulk	pk. 1/6/36
# 1548	7" Disposal Drain Elbow, ISE Style, White PP	Bulk	pk. 1/25/100
# 1547	7" Disposal EL w/nut Waste-King Style, White PP	Bulk	pk. 1/25/100
# 1536P	Hush-Cushion Disposal Seal ISE Style, Rubber	Bulk	pk. 1/250/1000
# 1412P	Dishwasher Air Gap, CP Top	Bulk	pk. 1/50
# C1412	Dishwasher Air Gap, CP Top	Carded	pk. 5/25



PLASTIC NUTS & WASHERS

# 2290AP	1-1/4" Slip Nut, White	Bulk	pk. 25/500
# 2290P	1-1/2" Slip Nut, White	Bulk	pk. 25/500
# 2810P	1-1/4" Split Slip Nut, White, w/ Washer, Bulk	Bulk	pk. 1/5
# 2811P	1-1/2" Split Slip Nut, White, w/ Washer, Bulk	Bulk	pk. 1/5
# 2774P	1-1/4" Poly Slip Joint Washer	Bulk	pk. 100/3500
# 2778P	1-1/2" Poly Slip Joint Washer	Bulk	pk. 100/3500
# 2775P	1-1/2" x 1-1/4" Poly Slip Joint Washer	Bulk	pk. 100/3500
# 2804P	1-1/2" Poly Flanged Tailpiece Washer	Bulk	pk. 100/3500
# C3492	Nut & Washer Assortment, Blister Card	Carded	pk. 6/72



Flexible Tubular

FLEXI SLIP JOINT TAILPIECE

• Display bag



# C44125	1-1/4"	8" Long	pk. 1/50
# C44160	1-1/2"	7-1/4" Shortest to 11-7/8" Longest	pk. 1/50

FLEXI DIRECT CONNECT TAILPIECE

• Display bag



# C44150	1-1/2"	7-1/4" Shortest to 11-7/8" Longest	pk. 1/50
----------	--------	------------------------------------	----------

FLEXI COUPLER/ELBOW

• Display bag



# C44175	1-1/2" x 1-1/4" Coupler	pk. 1/50
----------	-------------------------	----------

FLEXI TRAP

• Display bag



# C44170	Combo J-Bend, Regular & Reverse Nut	pk. 1/25
----------	-------------------------------------	----------

FLEXI POP-UP ASSEMBLY

• Carded



# C44130	1-1/4" Chrome Pop-Up Assembly	pk. 1/4/24
----------	-------------------------------	------------

TPR / RUBBER SLIP JOINT WASHERS

- Blue
- Soft enough to make the best seal
- Stiff enough to assemble easily
- Tapered for best compression seal
- Molded to same shape as standard poly washers



# 2774BL	1-1/4"	pk. 100/3500
# 2778BL	1-1/2"	pk. 100/3500
# 2775BL	1-1/4" x 1-1/2"	pk. 100/3500

TPR / RUBBER FLANGED TAILPIECE WASHER

- Blue
- Soft enough to make the best seal
- Stiff enough to assemble easily
- Top-Hat shape to fit flanged tailpiece & stay put
- Molded to same shape as standard poly washers



# 2804BL	1-1/2"	pk. 100/3500
----------	--------	--------------

GROOVE JOINT PLIERS

- Drop-forged
- Fully polished & chrome plated
- Sure-grip cushioned handles
- Multiple channels give wide range of jaw openings



# 95517	8"	Carded	pk. 6/36
# 95518	10"	Carded	pk. 6/36
# 95519	12"	Carded	pk. 6/36
# 95526	16"	Carded	pk. 6/36

ADJUSTABLE PIPE WRENCHES

- Heavy duty
- High alloy steel
- Drop forged jaws

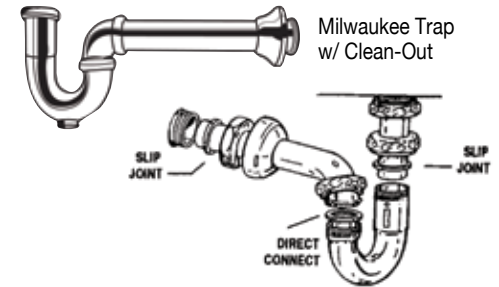
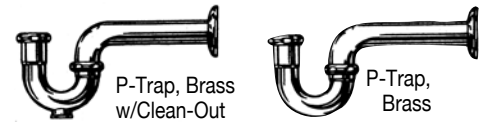


# 98702	8"	Display Sleeve	pk. 6/36
# 98703	10"	Display Sleeve	pk. 6/24
# 98704	14"	Display Sleeve	pk. 6/12
# 98705	18"	Display Sleeve	pk. 1/6
# 98706	24"	Display Sleeve	pk. 1/6

P-TRAP BRASS

• 20 & 22 GA come w/ die cast nuts • 17 GA comes w/ brass nuts

	Size	Finish	Gauge	Put-Up	
# C2270	1-1/4"	CP	22 GA	Display Bag	pk. 1/25
# 2271	1-1/2"	CP	22 GA	Boxed	pk. 1/25
# C2271	1-1/2"	CP	22 GA	Display Bag	pk. 1/25
# 2278A	1-1/4"	CP	20 GA	Boxed	pk. 1/25
# 2278	1-1/4"	CP	20 GA w/ Clean-Out	Boxed	pk. 1/25
# 2279A	1-1/2"	CP	20 GA	Boxed	pk. 1/25
# 2279	1-1/2"	CP	20 GA w/ Clean-Out	Boxed	pk. 1/25
# 2272	1-1/4"	CP	17 GA	Boxed	pk. 1/10
# 2272A	1-1/4"	CP	17 GA w/ Clean-Out	Boxed	pk. 1/10
# 2273	1-1/2"	CP	17 GA	Boxed	pk. 1/10
# 2273A	1-1/2"	CP	17 GA w/ Clean-Out	Boxed	pk. 1/10
# 2945010	1-1/2"	CP	20 GA Milwaukee P-Trap	Boxed	pk. 1/12
# 2945015	1-1/2"	CP	17 GA Milwaukee P-Trap w/ Clean-Out	Boxed	pk. 1/12



WALL ARMS

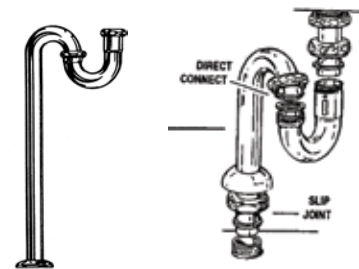
	Length	Size	Finish	Gauge	Put-Up	
# 2472	7"	1-1/4"	CP	22 GA	Bulk	pk. 1/25
# 2473	7"	1-1/2"	CP	22 GA	Bulk	pk. 1/25
# 7410	7"	1-1/4"	CP	20 GA	Bulk	pk. 1/25
# 7415	15"	1-1/2"	CP	20 GA	Bulk	pk. 1/25



S-TRAP

• 20 & 22 GA come w/ die cast nuts • 17 GA comes w/ brass nuts

	Size	Finish	Gauge	Put-Up	
# C2450	1-1/4"	CP	22 GA	Display Bag	pk. 1/10
# C2451	1-1/2"	CP	22 GA	Display Bag	pk. 1/10
# 7450	1-1/4"	CP	20 GA	Boxed	pk. 1/10
# 7451	1-1/2"	CP	20 GA	Boxed	pk. 1/10
# 2274	1-1/4"	CP	17 GA	Boxed	pk. 1/10
# 2275	1-1/2"	CP	17 GA	Boxed	pk. 1/10



REPAIR TRAPS

• 20 & 22 GA come w/ die cast nuts • 17 GA comes w/ brass nuts


	Size	Finish	Gauge	Put-Up	
# 7470	1-1/4"	CP	20 GA	Boxed	pk. 1/25
# 7471	1-1/2"	CP	20 GA	Boxed	pk. 1/25



J-BENDS

• 20 & 22 GA come w/ die cast nuts • 17 GA comes w/ brass nuts

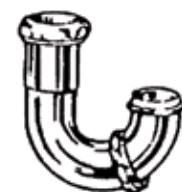
	Size	Finish	Gauge	Put-Up	
# C2452	1-1/4"	CP	22 GA	Display Bag	pk. 1/25
# C2453	1-1/2"	CP	22 GA	Display Bag	pk. 1/25
# 2276	1-1/4"	CP	17 GA	Boxed	pk. 1/25
# 2277	1-1/2"	CP	17 GA	Boxed	pk. 1/25



SINK TRAP J-BENDS (CAPTIVE NUT)

• 20 & 22 GA come w/ die cast nuts • 17 GA comes w/ brass nuts

	Size	Finish	Gauge	Put-Up	
# C2479	1-1/2"	CP	22 GA	Display Bag	pk. 1/25
# 2984015	1-1/2"	CP	20 GA	Bulk	pk. 1/25
# 2984014	1-1/4"	CP	17 GA	Boxed	pk. 1/25
# 2984018	1-1/2"	CP	17 GA	Boxed	pk. 1/25



*D.C. = Direct Connect or Hi-Line *S.J. = Slip Joint *RB = Rough Brass CP = Chrome Plated

TRAP PLUGS

- Brass
- Screw into cleanout on J-bend

# 8001010	Tubular Trap	Chrome	Bulk	pk. 1/10/500
# 8001020	Tubular Trap	Rough Brass	Bulk	pk. 1/10/500
# 8002020	Cast Traps	Chrome	Bulk	pk. 1/10/250
# 8002010	Cast Traps	Rough Brass	Bulk	pk. 1/10/250



RUBBER - EXPANSION STYLE TRAP PLUGS

- Insert into clean-out & tighten wing nut
- Seals uneven or broken threads
- 12/Card

# 8005010	Small	3/4"	Display Card	pk. 1
# 8005020	Medium	7/8"	Display Card	pk. 1
# 8005030	Large	1"	Display Card	pk. 1

Order by the Card!
For 12pcs you
would order 1

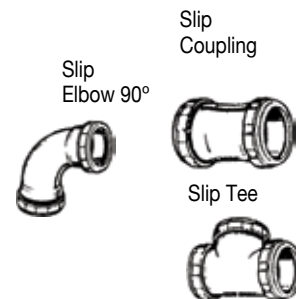


COUPLING, ELBOWS & TEES

- 20 & 22 GA come w/ die cast nuts

- 17 GA comes w/ brass nuts

	Size	Type	Finish	Gauge	Put-Up	
# C2816	1-1/4"	90° Elbow	CP	22 GA	Display Bag	pk. 1/25
# C2817	1-1/2"	90° Elbow	CP	22 GA	Display Bag	pk. 1/25
# C2813	1-1/4"	45° Elbow	CP	22 GA	Display Bag	pk. 1/25
# C2814	1-1/2"	45° Elbow	CP	22 GA	Display Bag	pk. 1/25
# C2818	1-1/4"	Coupling	CP	22 GA	Display Bag	pk. 1/25
# C2819	1-1/2"	Coupling	CP	22 GA	Display Bag	pk. 1/25
# C2815	1-1/2"	Tee	CP	Cast	Display Bag	pk. 1/25
# 3040020	1-1/2"	Tee	Rough Brass	Cast	Bulk	pk. 1/25



FLANGED TAILPIECE

	Size	Finish	Gauge	Put-Up	
# 2811020	1-1/4" x 6"	CP	22 GA Fits 1-1/2" Nut	Bulk	pk. 1/25
# 2811030	1-1/4" x 8"	CP	22 GA Fits 1-1/2" Nut	Bulk	pk. 1/25
# C24042	1-1/4" x 12"	CP	22 GA Fits 1-1/2" Nut	Display Bag	pk. 1/25
# 2811041	1-1/4" x 12"	CP	17 GA Fits 1-1/2" Nut	Bulk	pk. 1/25
# 2811150	1-1/2" x 4"	CP	22 GA	Bulk	pk. 1/25
# 2811160	1-1/2" x 6"	CP	22 GA	Bulk	pk. 1/25
# 2811170	1-1/2" x 8"	CP	22 GA	Bulk	pk. 1/25
# C24102	1-1/2" x 12"	CP	22 GA	Display Bag	pk. 1/25
# 2811181	1-1/2" x 12"	CP	20 GA	Bulk	pk. 1/25
# 2413-20	1-1/2" x 16"	CP	20 GA Flanged Both Ends	Bulk	pk. 1/25
# 2811165	1-1/2" x 6"	CP	17 GA	Bulk	pk. 1/25
# 2811183	1-1/2" x 12"	CP	17 GA	Bulk	pk. 1/25
# 2811190	1-1/2" x 4"	Rough Brass	22 GA	Bulk	pk. 1/25
# 2811200	1-1/2" x 6"	Rough Brass	22 GA	Bulk	pk. 1/25
# 2811210	1-1/2" x 8"	Rough Brass	22 GA	Bulk	pk. 1/25
# 2811220	1-1/2" x 12"	Rough Brass	22 GA	Bulk	pk. 1/25
# 2811223	1-1/2" x 18"	Rough Brass	22 GA	Bulk	pk. 1/25
# 2811227	1-1/2" x 24"	Rough Brass	22 GA	Bulk	pk. 1/25
# 2811228	1-1/2" x 12"	Rough Brass	17 GA	Bulk	pk. 1/25



FLANGED STAINLESS STEEL TAILPIECES

# 2406S	1-1/2" x 4"	Bulk	pk. 1/25
# 2407S	1-1/2" x 6"	Bulk	pk. 1/25
# 2410S	1-1/2" x 12"	Bulk	pk. 1/25



*D.C. = Direct Connect or Hi-Line *S.J. = Slip Joint *RB = Rough Brass CP = Chrome Plated

SLOAN TAILPIECES

• Extra wide flange

	Size	Finish	Gauge	Put-Up	
# 2811310	1-1/4" x 12"	CP	22 GA	Bulk	pk. 1/25



SOLDER EXTENSION TAILPIECES

	Size	Finish	Gauge	Put-Up	
# 2840010	1-1/4" x 6"	CP	22 GA	Bulk	pk. 1/25
# 2840020	1-1/4" x 8"	CP	22 GA	Bulk	pk. 1/25
# 2840030	1-1/4" x 12"	CP	22 GA	Bulk	pk. 1/25
# 2840140	1-1/2" x 8"	CP	22 GA	Bulk	pk. 1/25
# 2840150	1-1/2" x 12"	CP	22 GA	Bulk	pk. 1/25
# 2840170	1-1/2" x 8"	Rough Brass	22 GA	Bulk	pk. 1/25



SLIP JOINT EXTENSION

• 20 & 22 GA come w/ die cast nuts

• 17 GA comes w/ brass nuts

	Size	Finish	Gauge	Put-Up	
# 2987010	1-1/4" x 6"	CP	22 GA	Bulk	pk. 1/25
# C24272	1-1/4" x 8"	CP	22 GA	Display Bag	pk. 1/25
# 2987030	1-1/4" x 12"	CP	22 GA	Bulk	pk. 1/25
# 2987040	1-1/2" x 6"	CP	22 GA	Bulk	pk. 1/25
# 2987050	1-1/2" x 8"	CP	22 GA	Bulk	pk. 1/25
# C24352	1-1/2" x 12"	CP	22 GA	Display Bag	pk. 1/25
# 2435-20	1-1/2" x 12"	CP	20 GA	Bulk	pk. 1/25
# 2987015	1-1/4" x 6"	CP	17 GA	Bulk	pk. 1/25
# 2987021	1-1/4" x 8"	CP	17 GA	Bulk	pk. 1/25
# 2987031	1-1/4" x 12"	CP	17 GA	Bulk	pk. 1/25
# 2987061	1-1/2" x 12"	CP	17 GA	Bulk	pk. 1/25
# 2987070	1-1/2" x 6"	Rough Brass	22 GA	Bulk	pk. 1/25
# 2987080	1-1/2" x 8"	Rough Brass	22 GA	Bulk	pk. 1/25
# 2987090	1-1/2" x 12"	Rough Brass	22 GA	Bulk	pk. 1/25
# 2987100	1-1/2" x 16"	Rough Brass	22 GA	Bulk	pk. 1/25



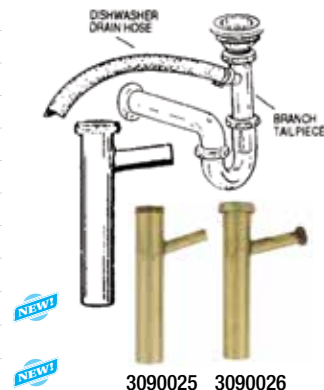
TBE TAILPIECE (THREADED BOTH ENDS)

	Size	Finish	Gauge	Put-Up	
# 2870010	1-1/4" x 6"	CP	20 GA	Bulk	pk. 1/25
# 2870020	1-1/4" x 8"	CP	20 GA	Bulk	pk. 1/25
# 2870030	1-1/4" x 12"	CP	20 GA	Bulk	pk. 1/25
# 2870130	1-1/2" x 6"	CP	20 GA	Bulk	pk. 1/25
# 2870140	1-1/2" x 8"	CP	20 GA	Bulk	pk. 1/25
# 2870150	1-1/2" x 12"	CP	20 GA	Bulk	pk. 1/25
# 2870021	1-1/4" x 8"	CP	17 GA	Bulk	pk. 1/25
# 2870035	1-1/4" x 12"	CP	17 GA	Bulk	pk. 1/25
# 2870185	1-1/2" x 12"	CP	17 GA	Bulk	pk. 1/25
# 2870040	1-1/4" x 6"	Rough Brass	20 GA	Bulk	pk. 1/25
# 2870060	1-1/4" x 12"	Rough Brass	20 GA	Bulk	pk. 1/25
# 2870160	1-1/2" x 6"	Rough Brass	20 GA	Bulk	pk. 1/25
# 2870170	1-1/2" x 8"	Rough Brass	20 GA	Bulk	pk. 1/25
# 2870180	1-1/2" x 12"	Rough Brass	20 GA	Bulk	pk. 1/25
# 2870200	1-1/2" x 24"	Rough Brass	20 GA	Bulk	pk. 1/25
# 2475R-20	1-3/8" x 12"	Rough Brass	20 GA	Bulk	pk. 1/25



DISHWASHER BRANCH TAILPIECE • 22 GA • 20 & 22 GA come w/ die cast nuts • 17 GA comes w/ brass nuts • All 1-1/2" tubular

	Size	Nut	Type	Finish	Branch	Put-Up	
# C2466	8"	Die Cast	Direct Connect	CP	1/2" Copper	Display Bag	pk. 1/25
# 2465	8"	Die Cast	Slip Joint	CP	1/2" Copper	Bulk	pk. 1/25
# 2467	8"	Die Cast	Slip Joint	CP	3/4" Copper	Bulk	pk. 1/25
# 3090020	8"	Die Cast	Direct Connect	Rough Brass	1/2" Copper	Bulk	pk. 1/25
# 3090030	12"	Die Cast	Direct Connect	Rough Brass	1/2" Copper	Bulk	pk. 1/25
# 3090040	12"	Brass	Direct Connect	Rough Brass	1/2" Copper	Bulk	pk. 1/25
# 3090090	12"	Die Cast	Direct Connect	Rough Brass	3/4" Copper	Bulk	pk. 1/25
# 3090050	8"	Die Cast	Direct Connect	Rough Brass	3/4" GHT	Bulk	pk. 1/25
# 3090026	8"	Die Cast	Slip Joint	Rough Brass	3/4" GHT	Bulk	pk. 1/25
# 3090060	12"	Die Cast	Direct Connect	Rough Brass	3/4" GHT	Bulk	pk. 1/25
# 3090025	8"	None	Fine Thread	Rough Brass	1/2" Copper	Bulk	pk. 1/25



END-OUTLET WASTE • 22 GA come w/ die cast nuts • 1-1/2" tubular

	Description	Type	Finish	Gauge	Put-Up	
# C2454	Complete 16"	Universal	CP	22 GA	Display Bag	pk. 1/25
# 2457	Cast Tee & Tailpiece		CP		Bulk	pk. 1/25




CENTER-OUTLET WASTE • 22 GA come w/ die cast nuts • 1-1/2" tubular

	Description	Type	Finish	Gauge	Put-Up	
# C2455	Complete 16"	Universal	CP	22 GA	Bulk/Display Bag	pk. 1/25
# 2456	Cast Tee & Tailpiece		CP		Bulk	pk. 1/25



SLIP JOINT WASTE BEND • 20 & 22 GA come w/ die cast nuts • 17 GA comes w/ brass nuts

	Size	Finish	Gauge	Put-Up	
# 2457SJ	1-1/2" x 6"	CP	22 GA	Bulk	pk. 1/25
# 2458SJ	1-1/2" x 8"	CP	22 GA	Bulk	pk. 1/25
# 2460SJ	1-1/2" x 12"	CP	22 GA	Bulk	pk. 1/25
# 2461SJ	1-1/2" x 15"	CP	22 GA	Bulk	pk. 1/25
# 2462SJ	1-1/2" x 18"	CP	22 GA	Bulk	pk. 1/25
# 2960091	1-1/2" x 7-1/2"	CP	17 GA	Bulk	pk. 1/25
# 2960104	1-1/2" x 15"	CP	17 GA	Bulk	pk. 1/25
# 2960010	1-1/2" x 6"	Rough Brass	22 GA	Bulk	pk. 1/25
# 2960020	1-1/2" x 8"	Rough Brass	22 GA	Bulk	pk. 1/25
# 2960030	1-1/2" x 12"	Rough Brass	22 GA	Bulk	pk. 1/25
# 2960040	1-1/2" x 18"	Rough Brass	22 GA	Bulk	pk. 1/25
# 2960050	1-1/2" x 24"	Rough Brass	22 GA	Bulk	pk. 1/10
# 2960060	1-1/2" x 30"	Rough Brass	22 GA	Bulk	pk. 1/10
# 2960070	1-1/2" x 36"	Rough Brass	22 GA	Bulk	pk. 1/10
# 2960080	1-1/2" x 42"	Rough Brass	22 GA	Bulk	pk. 1/5
# 2960031	1-1/2" x 12"	Rough Brass	17 GA	Bulk	pk. 1/10



DIRECT CONNECT WASTE BEND/ KWIK HOOK-UP

	Size	Finish	Gauge	Put-Up	
# 2950035	1-1/2" x 8"	CP	22 GA	Bulk	pk. 1/25
# 2950040	1-1/2" x 12"	CP	22 GA	Bulk	pk. 1/25
# 2950041	1-1/2" x 15"	CP	22 GA	Bulk	pk. 1/25
# 2950050	1-1/2" x 18"	CP	22 GA	Bulk	pk. 1/25
# 2950060	1-1/2" x 24"	CP	22 GA	Bulk	pk. 1/25
# 2950045	1-1/2" x 15"	CP	17 GA	Bulk	pk. 1/25
# 2950005	1-1/2" x 8"	Rough Brass	22 GA	Bulk	pk. 1/25
# 2950010	1-1/2" x 12"	Rough Brass	22 GA	Bulk	pk. 1/25
# 2950020	1-1/2" x 18"	Rough Brass	22 GA	Bulk	pk. 1/10
# 2950030	1-1/2" x 24"	Rough Brass	22 GA	Bulk	pk. 1/10



1-1/2" x 24" BAZOOKA WASTE ARM

• Cuts into one direct connect & slip joint

• 20 & 22 GA come w/ die cast nuts
• 17 GA comes w/ brass nuts

Description	Type	Finish	Gauge	Put-Up	
2960052	1-1/2" x 24"	Rough Brass	CP	22 Ga	Bulk pk. 1/25



SLIP JOINT ELBOW

• W/ slip joint nut & washer & direct connect nut & washer

• 20 & 22 GA come w/ die cast nuts
• 17 GA comes w/ brass nuts

Description	Finish	Gauge	Put-Up	
# 2970010	1-1/4" x 4"	CP	22 GA	Bulk pk. 1/25
# 2970020	1-1/4" x 6"	CP	22 GA	Bulk pk. 1/25
# 2970030	1-1/4" x 8"	CP	22 GA	Bulk pk. 1/25
# 2970050	1-1/4" x 12"	CP	22 GA	Bulk pk. 1/25



DOUBLE OFFSET

• 20 & 22 GA come w/ die cast nuts

• 17 GA comes w/ brass nuts

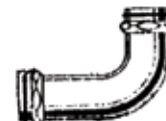
Description	Finish	Gauge	Put-Up	
# 2807010	1-1/4"	CP	22 GA	Bulk pk. 1/25
# 2807015	1-1/4"	CP	17 GA	Bulk pk. 1/25
# 2803010	1-1/2"	CP	22 GA	Bulk pk. 1/25
# 2803020	1-1/2"	Rough Brass	22 GA	Bulk pk. 1/25
# 2803040	1-1/2"	Rough Brass	17 GA	Bulk pk. 1/25



CLOSET FLUSH ELS

• W/ 2 slip joint nuts & washers

Description	Finish	Gauge	Put-Up	
# 2471A	1-1/2" x 6" x 8"	CP	20 GA	Bulk pk. 1/25
# 2471	2" x 6" x 8"	CP	20 GA	Bulk pk. 1/25



WASTE & OVERFLOW & ACCESSORIES

# 2483	1-3/8" Waste & Overflow, Complete	Boxed	pk. 1/12
# 2482	1-1/2" Waste & Overflow, Complete	Boxed	pk. 1/12
# C2480	1-1/2" Trip Lever, Complete	Display Boxed	pk. 1/12
# 1861	1-3/8" Shoe Only	Bulk	pk. 1/10
# 1859	1-3/8" Trim Only	Bulk	pk. 1/10
# 1861A	1-3/8" Shoe w/ Trim	NEW! Bulk	pk. 1/10/50
# 1862	1-1/2" Shoe Only	Bulk	pk. 1/10
# 1860	1-1/2" Trim Only	Bulk	pk. 1/10
# 1862A	1-1/2" Shoe w/ Trim	NEW! Bulk	pk. 1/5/50
# 1864	Trip Lever Linkage Assy.	Bulk	pk. 1/25/150
# C1864	Trip Lever Linkage Assy.	1/Card	pk. 6/72



1-1/2" HEAVY DUTY TRIP-LEVER BATH WASTE

- Compare to Gerber® #41-818
- Cast Brass tee, shoe & head assembly
- 20GA Brass tubular
- Chrome plated trip lever & grid-drain assembly
- Uses Gerber® parts including face plate & plunger assembly
- OEM or AquaPlumb® #1865

# 4818	1-1/2" Heavy Duty Trip-Lever Bath Waste	Boxed	pk. 1/10
--------	-----------------------------------------	-------	----------



STANDING BATH & WASTE & ACCESSORIES

- For leg tubs & tubs w/ out overflows
- For exposed applications

# C2485A	Complete, Male x Female	Display Box	pk. 1/10
# 1908010	Chrome Plated Barrel Only	Boxed	pk. 1/5
# 1908020	19" Show Assembly w/ Trim & Grid	Boxed	pk. 1/30
# 1908025	Plunger Assembly & Top Cap	Boxed	pk. 1/5



DESANCO/TRAP ADAPTERS


• Solid Brass • W/ nut & washer

# 0064	1-1/4" OD Slip x 1-1/4" MPT & 1-1/4" Sweat	Bulk	pk. 1/10/100
# 0065	1-1/4" OD Slip x 1-1/2" MPT & 1-1/2" Sweat	Bulk	pk. 1/10/100
# 0066	1-1/2" OD Slip x 1-1/2" MPT & 1-1/2" Sweat	Bulk	pk. 1/10/100
# 0067	1-1/4" OD Slip x 1-1/4" FPT	Bulk	pk. 1/10/100
# 0068	1-1/4" OD Slip x 1-1/2" FPT	Bulk	pk. 1/10/100
# 0069	1-1/2" OD Slip x 1-1/2" FPT	Bulk	pk. 1/10/100

Male
Desanco



Female
Desanco



DIE-CAST SLIP NUTS

# 3100010	1-1/4"	CP	Bulk	pk. 25/500
# 3100040	1-1/2" x 1-1/4"	CP	Bulk	pk. 25/500
# 3100050	1-1/2" x 1-3/8"	CP	Bulk	pk. 10/50
# 3100060	1-1/2"	CP	Bulk	pk. 25/500
# 3100070	2" x 1-1/2"	CP	Bulk	pk. 1/10/500
# 3100080	2"	CP	Bulk	pk. 1/25/500
# 3100110	1-1/2" x 1-1/4"	BP	Bulk	pk. 25/500
# 3100120	1-1/2"	BP	Bulk	pk. 25/500
# 3100300	1-1/2" Blind Cap	CP	Bulk	pk. 10/500
# C3491	Nut & Washer Set, Blister Card	BP	1/Card	pk. 6/48

Blind Cap



Nut & Washer Set



CAST BRASS SLIP NUTS



# 3100130	1-1/4"	CP	Bulk	pk. 25/500
# 3100140	1-1/2" x 1-1/4"	CP	Bulk	pk. 1/25/500
# 3100150	1-1/2"	CP	Bulk	pk. 25/500
# 3100170	1-1/4"	RB	Bulk	pk. 25/500
# 3100200	1-1/2"	RB	Bulk	pk. 10/500

TRAP PRIMER

- 5/8" Comp branch
- 1-1/4" Threaded top
- Cast Brass top, 17 GA tailpiece
- Chrome plated



# 3090106	1-1/4"	Bulk	pk. 1/25
-----------	--------	------	----------

RUBBER SLIP JOINT WASHERS



Rubber Slip
Joint Washers



Nut & Washer Set

# 8020010	1-1/4"	Bulk	pk. 100/6000
# 8020030	1-1/2" x 1-1/4"	Bulk	pk. 100/4000
# 8020020	1-1/2"	Bulk	pk. 100/5000
# 8020050	2" x 1-1/2"	Bulk	pk. 25/500
# 8020040	2"	Bulk	pk. 25/2000
# C3491	Nut & Washer Set	1/Card	pk. 6/48

TPR / RUBBER SLIP JOINT WASHERS

- Blue
- Soft enough to make the best seal
- Stiff enough to assemble easily
- Tapered for best compression seal
- Molded to same shape as standard poly washers



# 2774BL	1-1/4"	pk. 100/3500
# 2778BL	1-1/2"	pk. 100/3500
# 2775BL	1-1/4" x 1-1/2"	pk. 100/3500

DRUM-TRAP COVER



# 2329	CP Die-Cast w/ Gasket	Bulk	pk. 1/25/50
--------	-----------------------	------	-------------

TPR / RUBBER FLANGED TAILPIECE WASHER

- Blue
- Soft enough to make the best seal
- Stiff enough to assemble easily
- Top-Hat shape to fit flanged tailpiece and stay put
- Molded to same shape as standard poly washers



# 2804BL	1-1/2"	pk. 100/3500
----------	--------	--------------

*D.C. = Direct Connect or Hi-Line *S.J. = Slip Joint *RB = Rough Brass CP = Chrome Plated

CAST BRASS LA TRAPS

# 2923100	1-1/2" IPS	RB	Boxed	pk. 1/25
# 2923110	1-1/2" IPS X 1 1/4 w/ Clean-Out	RB	Boxed	pk. 1/25
# 2927100	1-1/2" Cop.	RB	Boxed	pk. 1/25
# 2926015	2" x 1-1/2" IPS w/ Clean-Out	RB	Boxed	pk. 1/25
# 2931010	1-1/2" x 1-1/4" IPS	CP	Boxed	pk. 1/25
# 2932010	1-1/2" x 1-1/4" IPS w/ Clean-Out	CP	Boxed	pk. 1/25



Cast Brass LA Trap IPS Connection



Cast Brass LA Trap Sweat Connection



Cast Brass LA Trap w/ Clean-Out IPS Connection

CAST BRASS NY TRAPS

# 2935010	1-1/2" x 1-1/4" IPS NY Trap, w/ Clean-Out	CP	Boxed	pk. 1/25
# 2936010	1-1/2" x 1-1/4" IPS NY Trap, w/ Clean-Out	RB	Boxed	pk. 1/25
# 2940020	2" x 1-1/2" IPS NY Trap, w/ Clean-Out	CP	Boxed	pk. 1/25
# 2940010	2" x 1-1/2" IPS NY Trap, w/ Clean-Out	RB	Boxed	pk. 1/25



CAST BRASS SWING TEE TRAPS

# 2922010	2" x 1-1/2" w/ CO Swing-Tee Trap	RB	Boxed	pk. 1/25
-----------	----------------------------------	----	-------	----------



CAST BRASS LOW SEAL BATH TRAP

# 2944100	1-1/2" Low-Seal Bath Trap	RB	Boxed	pk. 1/25
-----------	---------------------------	----	-------	----------



*D.C. = Direct Connect or Hi-Line *S.J. = Slip Joint *RB = Rough Brass CP = Chrome Plated

Flexible Transition Fittings

COUPLINGS

• PVC, Iron pipe or Cast Iron x PVC, Iron pipe or Cast Iron



Coupling



Reducing Coupling

# 6569000	1-1/4" x 1-1/4"	Bulk	pk. 1/100
# 6569100	1-1/2" x 1-1/4"	Bulk	pk. 1/100
# 6569101	1-1/2" x 1-1/2"	Bulk	pk. 1/100
# 6569201	1-1/2" x 2"	Bulk	pk. 1/100
# 6569202	2" x 2"	Bulk	pk. 1/100
# 6569302	3" x 2"	Bulk	pk. 1/50
# 6569303	3" x 3"	Bulk	pk. 1/50
# 6569403	4" x 3"	Bulk	pk. 1/50
# 6569402	4" x 2"	Bulk	pk. 1/50
# 6560170	4" x 1-1/2"	Bulk	pk. 1/50
# 6569404	4" x 4"	Bulk	pk. 1/50
# 6569405	5" x 4"	Bulk	pk. 1/25
# 6569406	6" x 6"	Bulk	pk. 1/10
# 6569407	6" x 4"	Bulk	pk. 1/10

Flexible Transition Fittings (continued)

TUBULAR COUPLINGS

• Tubular side fits both 1-1/4" or 1-1/2"



# 6569601	Tubular x 1-1/2" DWV	Bulk	pk. 1/100
# 6569602	Tubular x 2" DWV	Bulk	pk. 1/100
# 6568500	Tubular x Tubular	Bulk	pk. 1/100

90° FLEXIBLE ELBOW

• PVC, Iron pipe or Cast Iron x PVC, Iron pipe or Cast Iron



# 6560400	1-1/2" x 1-1/2"	Bulk	pk. 1/50
# 6560410	2" x 2"	Bulk	pk. 1/50
# 6560420	3" x 3"	Bulk	pk. 1/25
# 6560430	4" x 4"	Bulk	pk. 1/20

FLEXIBLE RUBBER J-BEND DWV



# 6560700	1-1/2"	Bulk	pk. 1/50
-----------	--------	------	----------

Flexible Transition Fittings *(continued)*

FLEXIBLE TEE

- PVC, Iron pipe or Cast Iron



# 6560500	1-1/2" x 1-1/2"	Bulk	pk. 1/50
# 6560510	2" x 2"	Bulk	pk. 1/25
# 6560520	3" x 3"	Bulk	pk. 1/20
# 6560530	4" x 4"	Bulk	pk. 1/10

CAPS

- PVC, Iron pipe or Cast Iron



# 6567010	1-1/2" Test Cap	Bulk	pk. 1/100
# 6567020	2" Test Cap	Bulk	pk. 1/100
# 6567030	3" Test Cap	Bulk	pk. 1/100
# 6567040	4" Test Cap	Bulk	pk. 1/50

COMPRESSION JOINT SEALER/DONUT BELL

- Cast Iron hub x Cast Iron, PVC, or ABS



# 6560570	2" x 2"	Bulk	pk. 1/60
# 6560580	3" x 3"	Bulk	pk. 1/60
# 6560590	4" x 4"	Bulk	pk. 1/60
# 6560600	4" x 3"	Bulk	pk. 1/60

No-Hub COUPLINGS

- Stainless Steel bands & clamps



# 6565010	1-1/2"	Bulk	pk. 1/100
# 6565020	2"	Bulk	pk. 1/100
# 6565030	3"	Bulk	pk. 1/100
# 6565040	4"	Bulk	pk. 1/100
# 6565050	2" x 1-1/2"	Bulk	pk. 1/100
# 6565060	3" x 2"	Bulk	pk. 1/100
# 6565065	4" x 2"	Bulk	pk. 1/60
# 6565070	4" x 3"	Bulk	pk. 1/60

No Hub TORQUE WRENCH

- 60# Torque release
- 5/16" Drive fits no-hub couplings & gear clamps



# 1190	Bulk	pk. 1/10
--------	------	----------

PVC DWV Fittings

PVC P-TRAPS

- Sch. 40 size
- DWV weight



7602402



7602503

Less Union

# 7602301	1-1/2" Less Cleanout	Bulk	pk. 1/25
# 7602302	2" Less Cleanout	Bulk	pk. 1/20
# 7602401	1-1/2" w/ Cleanout	Bulk	pk. 1/50
# 7602402	2" w/ Cleanout	Bulk	pk. 1/10

W/ Union (LA Style)

# 7602501	1-1/2" Less Cleanout	Bulk	pk. 1/25
# 7602502	2" Less Cleanout	Bulk	pk. 1/20
# 7602503	1-1/2" w/S.J. Adapter	Bulk	pk. 1/20

ABS P-TRAPS – WITH UNION

- Sch. 40 Size
- DWV Weight



2280

2282

Item #	Inlet	Outlet	
# 2280	2" Hub, Weld	2" Hub, Weld	pk. 1/20
# 2282	1-1/4" Slip Joint	2" Hub, Weld	pk. 1/20

ABS SWIVEL ADAPTER

- Sch. 40 Size
- DWV Weight
- With 1-1/2" rubber washer to seal threaded connection



Item #	Inlet	Outlet	
# 2281	1-1/2" IPS, Swivel	2" Spigot, Weld	pk. 1/12/48

PVC FLOOR FLANGE

- Countersunk holes for mounting screws



One-Piece



Offset



Metal Ring

Item #	Description	Metal Ring	Knock Out	
# 7601001	4" x 3" One Piece	No	Yes	Bulk pk. 1/25
# 7601006	3" x 4" Offset	No	No	Bulk pk. 1/25
# 7601004	4" One Piece	No	No	Bulk pk. 1/25
# 7601008	4" Spigot	No	No	Bulk pk. 1/25
# 7601009	3" Spigot	No	No	Bulk pk. 1/25
# 7601002	4" x 3"	Yes	Yes	Bulk pk. 1/25
# 7601005	4"	Yes	No	Bulk pk. 1/25
# 7601003	3" Spigot	Yes	No	Bulk pk. 1/25

Cast Iron No Hub Fittings

• For C.I. no-hub pipe, see pipe section



1/8" Bend



Tee Wye



Trap



1/4" Bend



Wye

	1-1/2"	2"	3"	4"	
1/8" Bend	# 0550201	# 0550202	# 0550203	# 0550204	Bulk pk. 1
1/4" Bend	# 0550301	# 0550302	# 0550303	# 0550304	Bulk pk. 1
Tee Wye	# 0550401	# 0550402	# 0550403	# 0550404	Bulk pk. 1
Wye	# 0550501	# 0550502	# 0550503	# 0550504	Bulk pk. 1
Trap	# 0550931	# 0551102	# 0551103	# 0551104	Bulk pk. 1



Tee Wye



Double Wye



Wye



Tap Tee

	2" x 1-1/2"	2" x 2"	3" x 2"	4" x 2"	4" x 3"	
Tee Wye	—	—	# 0550832	# 0550842	# 0550843	Bulk pk. 1
Wye	—	—	# 0550932	# 0550942	# 0550943	Bulk pk. 1
Double Wye	—	—	—	# 0550554	—	Bulk pk. 1
Tap Tee	# 0551032	# 0551022	—	—	—	Bulk pk. 1

Cast Iron Fittings

CAST IRON PERFORATED DRAIN COVER


• W/ ears for screws /bolts



0669 9-1/2" Diameter Bulk pk. 1/5

CESSPOOL PLATES

• Galvanized stamped Steel or painted Cast Iron
• 14 GA, .078" thick stamped Steel
• 1/2 Dia. drain holes



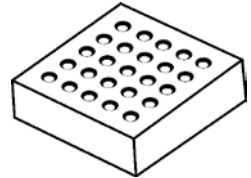
Galvanized

# CESS6	6" x 6"	Bulk	pk. 1/50
# CESS8	8" x 8"	Bulk	pk. 1/25
# CESS10	10" x 10"	Bulk	pk. 1/25
# CESS12	12" x 12"	Bulk	pk. 1/15

Cast Iron

# 0667	10" x 10"	Bulk	pk. 1/5
# 0668	12" x 12"	Bulk	pk. 1/5

CAST IRON PERFORATED VENT BOX



0660 6' x 6" x 2" Bulk pk. 1/10

CAST IRON WATER ACCESS BOX



0662 6' x 6" x 2" Bulk pk. 1/10

4" CAST IRON PHILADELPHIA STYLE VENT BOX

• Cast Iron
• Secures by overlapping lug & screw
• Internal cast baffles



0665



0666

# 0666	Complete Box	Bulk	pk. 1/10
# 0665	Lid Only	Bulk	pk. 1/10

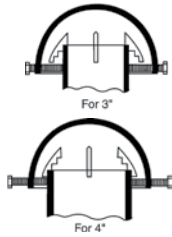
Cast Iron Fittings *(continued)*

MUSHROOM VENT CAP

- Fits both 3" & 4" Cast Iron, Plastic or other vent stacks
- Includes hex head bolt/set screw
- Fluted



0650 0652



# 0650	High Impact PVC	Bulk	pk. 1/20
# 0652	Cast Iron	Bulk	pk. 1/20

CAST IRON REPAIR PLATES

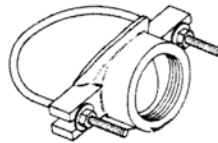
- Complete w/ U-bolts & nuts



# 0670	2"	Bulk	pk. 1/20
# 0671	3"	Bulk	pk. 1/20
# 0672	4"	Bulk	pk. 1/20

CAST IRON TAPPED SADDLE TEE

- Complete w/ U-bolts & nuts



# 0675	4"	1-1/2" IPT	Bulk	pk.1/20
# 0676	4"	2" IPT	Bulk	pk.1/10

CAST IRON FLOOR FLANGES

- Regular



# 0678	Straight	4" x 1-1/2"	Bulk	pk. 1/10
# 0679	Straight	4" x 2"	Bulk	pk. 1/10
# 0680	Straight	4" x 2-1/2"	Bulk	pk. 1/5

NO CAULK CAST IRON FLOOR FLANGE

- Four stainless bolts & washers
- Neoprene gasket meets ASTM C564
- Push over Cast Iron or Plastic pipe, anchor to floor & tighten bolts



# 0690	Bulk	pk. 1/12
--------	------	----------

Lead Closet Fittings

LEAD REPAIR COLLAR

- For use w/ drainage systems only
- Wash hands thoroughly after handling



# 0350300	Bulk	pk. 1
-----------	------	-------

Lead Closet Fittings

LEAD BEND

- For use w/ drainage systems only
- Wash hands thoroughly after handling



0350120

# 0350120	4 x 8 x 12	Bulk	pk. 1
# 0350125	4 x 10 x 12	Bulk	pk. 1

LEAD CLEANOUT PLUG

- For use w/ drainage systems only
- Wash hands thoroughly after handling



# 4955020	2"	Bulk	pk. 1/24/48
# 4955030	2-1/2"	Bulk	pk. 1/24/48
# 4955040	3"	Bulk	pk. 1/12/24
# 4955050	3-1/2"	Bulk	pk. 1/12/24
# 4955060	4"	Bulk	pk. 1/12/24
# 4955070	4-1/2"	Bulk	pk. 1/12

THE GREEN DRAIN/WATERLESS TRAP SEAL

- Prevents the spread of different dangerous bacterias that can cause potential health hazards
- Eliminates the need to frequently pour primer & fresh water down the drain
- Saves a significant amount of time, water, costs & energy



Item #	Fits Inside	Description	pk
# P24-001	2" Pipe, Most 2" Shower Drains	2" Trap Seal	1/96
# P24-002	3" Pipe	3" Trap Seal	1/96
# P24-003	Most Commercial Floor Drains	3-1/2" Trap Seal	1/96
# P24-004	4" Pipe	4" Trap Seal	1/96

Cast Aluminum Drainage Grates

- Cast Aluminum - replaces Cast Iron
- Never needs painting
- Same strength, but lighter weight
- No oil or residue
- Will not rust or corrode
- Not as brittle as Cast Iron - less breakage



06100

06180

Item #	Diameter	THICK	TYPE	Screw Hole	pk
# 06100P	4-5/16"	3/16"	Perforated	-	Bulk 1/25
# 06110P	4-13/16"	3/16"	Perforated	-	Bulk 1/25
# 06120P	5-11/16"	3/16"	Perforated	5-3/16"	Bulk 1/25
# 06130P	6-5/16"	3/16"	Perforated	4-1/4"	Bulk 1/25
# 06140P	6-5/8"	3/16"	Perforated	-	Bulk 1/25
# 06150P	6-13/16"	3/16"	Perforated	-	Bulk 1/25
# 06160P	9-7/8"	3/16"	Perforated	-	Bulk 1/25
# 06170P	6-7/16"	1/4"	Perforated	-	Bulk 1/25
# 06180P	8-3/8"	1/2"	Slotted	8"	Bulk 1/25

Fresh Air Plate

PLATE W/ CLAMP

- Plated Steel
- W/ clamp & screw



# 4983010	Bulk	pk. 1/100
-----------	------	-----------

4" Duo Strainer Assemblies

STAINLESS STEEL

- 3-1/2" - 4" Dia. opening
- 1-1/2" Slip joint nut
- Die cast locknut
- Neoprene seat
- Rolled edge strainer insert
- 2025 style fixed post strainer insert



2115 Display Box pk. 1/50

DEEP CUP DUO ASSEMBLY

- Stainless Steel body
- 3-1/2" - 4" Dia. opening
- 1-1/2" Die cast slip joint nut
- Die cast locknut
- 2025 style fixed post strainer insert
- Long threaded base



2101 Display Box pk. 1/30

PLASTIC DUO SINK ASSEMBLY

- Stainless clad plastic
- 3-1/2" - 4" Dia. opening
- 1-1/2" Slip joint nut
- Rolled edge strainer insert
- 2025 style fixed post strainer insert



2100P Display Box pk. 1/50

TURN N' LOCK STAINLESS STEEL DUO ASSEMBLY

- Stainless Steel basket w/ Brass screw-in stick post
- 3-1/2" - 4" Dia. opening
- 1-1/2" Slip joint nut
- Die cast locknut
- Extra thick rubber washer
- 2008 style turn n' lock strainer insert



2102 Boxed pk. 1/50

CAST BRASS DUO ASSEMBLY, CP

- 3-1/2" - 4" Dia. opening
- 1-1/2" Chrome Plated Brass slip joint nut
- Brass locknut
- Neoprene seat
- Rolled edge strainer insert
- 2007 adjustable post style strainer insert
- Long threaded base



2113P Boxed pk. 1/40

EASY-CONNECTION BASKET SINK STRAINER ASSEMBLY

- 4"
- Tool-free - uses thumb screws for mounting
- 2025 style fixed post strainer insert



2114P Boxed pk. 1/50

FLAT TOP SINK STRAINER

- 4-1/2"
- Fit 3" to 4" openings
- Stainless Steel



2104 Boxed pk. 1/50

Replacement Strainers

ADJUSTABLE POST BASKET STRAINER INSERT

- For use as stopper or strainer
- Rubber stopper for positive seal
- Rolled edges for smooth feel & finish



# 2007	Chrome	Bulk	pk. 1/10/100
# C2007	Chrome	Carded	pk. 6/48
# C2009	White	Carded	pk. 3/48

FIXED POST STRAINER BASKETS

- Stainless Steel



# 2025	Fixed Stick Post	Bulk	pk. 1/25/100
# C2025	Fixed Stick Post	Carded	pk. 3/48

TURN N' LOCK STRAINER BASKETS

- Stainless Steel



# 2008	Spin & Seal	Bulk	pk. 1/10/100
--------	-------------	------	--------------

ADJUSTABLE POST STAINLESS STEEL MESH STRAINER

- Rust resistant
- W/ post & stopper to open or close the drain



# C2010	Carded	pk. 3/48
---------	--------	----------

MESH STAINLESS STEEL STRAINERS

- Rust resistant
- Popular sizes



# C2015B	Lavatory	2-1/4" Diameter	Carded	pk. 10/100
# C2015A	Bath Tub	2-3/4" Diameter	Carded	pk. 10/100
# C2015	Kitchen	4-3/8" Diameter	Carded	pk. 10/100

Stoppers

DISPOSAL STOPPER UNIVERSAL

- Fits most disposal drain openings
- Flanged to help seal drain
- Chrome plated knob for easy removal



# C0410	Carded	pk. 3/48
---------	--------	----------

FLAT SUCTION SINK STOPPER

- Held in place by natural suction of drain
- Tab for easy removal



# C0490	Carded	pk. 6/240
---------	--------	-----------

HAIR GUARD

- For every household drain
- Catches hair debris



# C0499	Carded	pk. 3/48
---------	--------	----------

Strainer Accessories

DUO STRAINER LOCK NUTS

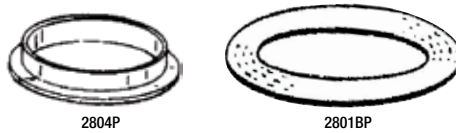
- Zinc
- Die cast



C2800 Locknut & Washer for 4" Duo Strainer Carded pk. 10/100

2803P Jr. Duo Strainer, 1-1/2" Thread Locknut Bulk pk. 1/10/500

SINK STRAINER WASHERS



Item # /Type	I.D.	O.D.	Thick	Material	Packed
# 2801BP 4" Duo Strainer Washer	3-7/16"	4-7/16"	3/32"	Vinyl	Bulk 25/1000
# 2830P 4" Duo Strainer Friction Ring	3-1/2"	4-3/8"	1/16"	Fibre	Bulk 10/5000
# 2804P Flanged Tailpiece Washer	—	—	—	Poly	Bulk 100/3500

2-1/2" Strainer Assemblies

JUNIOR DUO

- 1-1/2" Die cast S.J. nut & locknut
- For bar or laundry tub
- Size: 2-1/2"
- Fits: 1-7/8" to 2-1/4" drains
- W/ strainer



2108 Boxed pk. 1/100

JUNIOR DUO BASKET

- 1-1/2 Fits 1-1/2" duo
- Stainless Steel
- Rubber seal



2012 Bulk pk. 1/10/250

DUPLEX STRAINER

- W/ grid
- 1-1/2" Die cast S.J. nut & locknut
- Stainless Steel



2123 Boxed pk. 1/100

WASH TRAY PLUGS

- W/ rubber stopper
- 1-1/2" die cast S.J. nut & locknut
- Stainless Steel



2109 Boxed pk. 1/5/50

Strainers

BAR SOCKET DRAIN

- All brass
- 1" x 3-1/4"
- Brass stopper



2121 Bulk pk. 1/50

1-1/2" CRUMB CUPS W/ POST

- Stainless Steel



2011P Sink Bulk 10/250

C2011 Sink Carded 12/72

1-1/2" CRUMB CUPS W/ NO POST

- Stainless Steel



2000P Sink Bulk 10/500

C2000 Sink Carded 12/72

1" CRUMB CUPS

- Stainless Steel



2001P Basin or Lavatory Bulk 10/500

C2001 Basin or Lavatory Carded 12/72

1-3/8" CRUMB CUPS

- Stainless Steel



2002P Tub & Laundry Bulk 10/250

C2002 Tub & Laundry Carded 12/72

3-1/8" FITS ALL DRAIN PROTECTOR

- Aluminum
- Folding tabs



2003P Bulk pk. 10/250/500

C2003 Carded pk. 1/72

3-PRONG DRAIN PROTECTOR

- Aluminum



2005P Round 1-5/8" Bulk 10/1000

C2005 Round 1-5/8" Carded 6/144

2006P Round 1-7/8" Bulk 10/1000

C2006 Round 1-7/8" Carded 6/144

FLAT STRAINERS



2632005 Round 1-1/2" Bulk 10/3000

2632020 Round 1-7/8" Bulk 12/1200

Stoppers

BASIN FIT-ALL

- White rubber
- W/ ring

# 0491P	1" to 1-3/8"	Bulk	pk. 12/240/960
# C0491	1" to 1-3/8"	Carded	pk. 3/72
# 0491AP w/ chain	1" to 1-3/8"	Bulk	pk. 1/25/500



TUB & LAUNDRY UNIVERSAL FIT

- White rubber
- W/ ring

# 0492P	1-1/2" to 2"	Bulk	pk. 12/60/300
# C0492	1-1/2" to 2"	Carded	pk. 3/72
# 0492AP w/ chain	1-1/2" to 2"	Bulk	pk. 1/25/500



DUO-FIT RUBBER STOPPERS

Each Stopper Fits Two Sizes!

- Rust resistant ring
- Positive seal

# C0450	Fits 7/8" to 1" Dia.	Carded	pk. 6/72
# C0451	Fits 1-1/8" to 1-1/4" Dia.	Carded	pk. 6/72
# C0452	Fits 1-3/8" to 1-1/2" Dia.	Carded	pk. 6/72
# C0453	Fits 1-5/8" to 1-3/4" Dia.	Carded	pk. 6/72



HOLLOW STOPPERS-WHITE RUBBER

- Rust resistant ring

# 0481P	1"	Bulk	pk. 12/960
# 0482P	1-1/8"	Bulk	pk. 12/960
# 0483P	1-1/4"	Bulk	pk. 12/960
# 0484P	1-3/8"	Bulk	pk. 12/960
# 0485P	1-1/2"	Bulk	pk. 12/960
# 0486P	1-5/8"	Bulk	pk. 12/960
# 0487P	1-3/4"	Bulk	pk. 12/960
# 0488P	1-7/8"	Bulk	pk. 12/960
# 0489P	2"	Bulk	pk. 12/480



SOLID STOPPERS-WHITE RUBBER

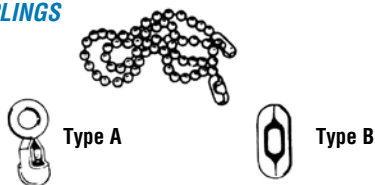
- Chrome Plated Brass post
- Rust resistant ring

# 0481AP	1"	Bulk	pk. 10/500
# 0482AP	1-1/8"	Bulk	pk. 10/500
# 0483AP	1-1/4"	Bulk	pk. 10/500
# 0484AP	1-3/8"	Bulk	pk. 10/500
# 0485AP	1-1/2"	Bulk	pk. 10/500
# 0486AP	1-5/8"	Bulk	pk. 10/500
# 0487AP	1-3/4"	Bulk	pk. 10/500
# 0488AP	1-7/8"	Bulk	pk. 10/500



BEADED CHAIN & COUPLINGS

- Made of Nickel plated Brass



Item #	Description	Size	Trade #	Packed
# 0401P	15" Tub w/ 1 B Couplings	5/32"	8	25/3000
# 0405P	Coupling Type A	3/16"	10	100/1000

Strainer Wrenches

DUMBBELL STYLE STRAINER WRENCH

- Cast Aluminum
- Fits virtually every strainer
- Hex body to fit wrench



C1101 Carded pk. 4/24

STRAINER WRENCH

- For installation & removal of all tub & sink drains
- Plated Steel



C1127 Carded pk. 4/48

4-WAY P.O. PLUG WRENCH

- Malleable Iron



C1106A Carded pk. 5/50

P.O. PLUG WRENCH

- Malleable Iron



1106P Carded pk. 1/50/100

STRAINER NUT WRENCH

- Cast



8366030 Bulk pk. 1/25/50

Sink Installation

SINK & BASIN HANGERS

- Universal fit
- Galvanized Steel



0958P Basin (lavatory) Bulk pk. 10/500

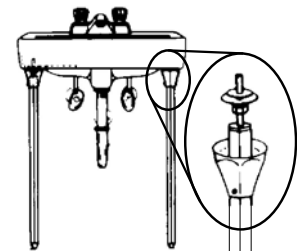
0978P 7" Basin (lavatory) Bulk pk. 10/100



0958P

LAV LEGS (BASIN LEG)

- Top of leg attaches to bottom of sink
- All mounting hardware included
- Decorative hex bell flange
- Adjustable legs — 28-1/4" to 29-1/2"



0964 1 Pr/Box pk. 1/12

Pop-Up Assemblies & Parts

CHROME PLATED BRASS POP-UP ASSEMBLY

- Uses stopper #2093P

# 2116	Display Box	pk. 1/25
# C2116	Carded	pk. 4/32



SATIN FINISH BRASS POP-UP ASSEMBLY

# C2116SN	Carded	pk. 4/32
-----------	--------	----------

PLASTIC POP-UP ASSEMBLY


- Chrome Plated exposed parts

# 2107	Bulk	pk. 1/10/50
# C2107	Carded	pk. 4/32



SFS POP-UP BASIN DRAIN STOPPERS

- Chrome exposed parts



Item	Fits *	Ref#	Put-up	Packed
# 2090P	American Standard	70460	Bulk	1/25/200
# 2093P	Delta	5648	Bulk	1/25/200
# 2080P	Central	—	Bulk	1/25/200
# 2097P	Gerber	97-731	Bulk	1/25/200
# 2091P	Kohler	30124	Bulk	1/25/200
# 2094AP	Moen/Stanadyne	10709	Bulk	1/25/200
# 2095P	Price Pfister/Imports	972-691	Bulk	1/25/200
# 2095AP	Price Pfister/Imports	Cast Top	Bulk <small>NEW</small>	1/10/100
# 2098P	Sayco	E039	Bulk	1/25/200
# 2092P	Sterling Old Style	2048	Bulk	1/25/200
# 2092AP	Sterling New Style	—	Bulk	1/25/200
# 2096P	Valley, Harcraft Union & Royal	—	Bulk	1/25/200
# C2107A	Most	—	Carded	3/48

Pop-Up Assemblies & Parts (continued)

FLEXIBLE POP-UP

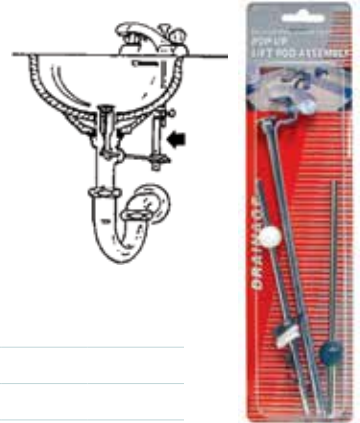
- Chrome finish - exposed parts

# C44130	Carded	pk. 4/24
----------	--------	----------



POP-UP LINKAGE ASSEMBLY

- Fits most pop-ups on the market including our models



# 3493	Bulk	pk. 1/25/200
# C3493	Carded	pk. 6/60

UNIVERSAL POP-UP BALL ROD ASSEMBLY

- Set/bag
- Three different sizes
- Lever end of ball may be trimmed to length
- Fits almost every brand

# 3490	Bulk	pk. 1/25/200
--------	------	--------------



CLEVIS CLIP

- Spring Steel

# 2122	Bulk	pk. 10/1000
--------	------	-------------



MACK WASHERS

- Rubber
- Used on pop-ups

Item	Type	OD	Fits	Pack
# 2759P	1-1/4" Standard	1-3/4"	PO or CO Plug	Bulk pk. 25/100/250
# 2767P	1-1/4" Wide	2-3/8"	PO or CO Plug	Bulk pk. 25/100/250
# 2768P	1-1/2"	2-3/8"	Pop-Up	Bulk pk. 25/100/500



* Brand Names mentioned in this catalog reference OEM Manufacturers. Please do not confuse AQUA PLUMB® with the OEM Mfr. whose parts these are intended to replace.

Pop-Up Assemblies & Parts *(continued)*

TRAP PRIMER, 1-14"

- 5/8" Comp. branch
- 1-1/4" Threaded top
- Cast Brass top, 17 GA tailpiece
- Chrome plated



3090106 1-1/4" Bulk pk. 1/25

GRID DRAINS ASSEMBLIES W/ OVERFLOW

- 8" Overall height



Item #	Body	Tailpiece	Type	Pack
# 2119	CP Cast Brass	CP 17 GA Brass	Straight	Boxed 1/25
# 2119A	CP Cast Brass	CP 17 GA Brass	Handicap	Boxed 1/18
# 2119P	SS Clad ABS	ABS Plastic	Straight	Bulk 1/48

GRID DRAIN ASSEMBLY W/OUT OVERFLOW

- 8" Overall height
- Cast brass top assembly
- 17 GA brass tailpiece
- Chrome Plated



2119B Boxed pk.1/25

Pop-Up Assemblies & Parts *(continued)*

POP-UP DRAINS

- Has spring loaded stopper that just pushes down to open & close
- No pop-up linkage. Easy to install and maintain from the top
- Choose from 3 distinctive finishes to match your bathroom faucet
- Cast Brass Top with Stainless Steel tailpiece for extra strength and durability
- Stopper can be removed to snake or clean the drain line
- Overall length 8-1/4"



Item #	Description	Finish	Pack
# 2125	Complete Unit	Chrome Plated	1/25
# 2125A	Replacement Stopper	Chrome Plated	1/5/50
# 2125SN	Complete Unit	Satin Nickel	1/25
# 2125ASN	Replacement Stopper	Satin Nickel	1/5/50
# 2125ORB	Complete Unit	Oil-Rubbed Bronze	1/25
# 2125AORB	Replacement Stopper	Oil-Rubbed Bronze	1/5/50

P.O. PLUGS

- 1-1/4", Chrome plated
- Complete w/ stopper & chain
- P.O. has hole for overflow



Item #	Length	Pcs	Material	Pack
# C2105	5"	1	Brass	Display Bag 1/25
# 2105A	8"	1	Brass	Bulk 1/25
# 2106	12"	1	Brass	Bulk 1/25
# 2117	5"	2	Brass	Bulk 1/25
# 2117A	8"	2	Brass	Bulk 1/10
# 2118	12"	2	Brass	Bulk 1/25
# C2110	5"	1	Plastic	Display Bag 5/50

C.O. PLUGS

- 1-1/4", Chrome plated
- Complete w/ stopper & chain
- C.O. has no hole for overflow



Item #	Length	Pcs	Material	Pack
# C2111	5"	1	Plastic	Display Bag 5/50
# 2112	5"	1	Brass	Bulk 1/25

Pop-Up Assemblies & Parts *(continued)*

C.O. PLUGS WITH POP-UP STOPPER

- 1-1/4"
- ABS Plastic
- Complete w/ stopper, washer & locknut
- Stopper has silicone washer for positive seal
- C.O. has no hole for overflow



Item #	Inlet	Pack
# 2283	Chrome	6/48
# 2283W	White	6/48
# 2283B	Bone	6/48

STOPPER FOR POP-UP STYLE C.O. PLUG

- ABS Plastic
- W/ Silicone washer for positive seal



Item #	Inlet	Pack
# 2284	Chrome	2/72
# 2284W	White	12/72
# 2284B	Bone	12/75

Kitchen Sink Spray System

- Matches virtually every brand of faucet
- Matches sprays from AquaPlumb® faucet line

COMPLETE SINK SPRAY ASSEMBLY

- W/ 48" hose
- W/ heads, clip & washers
- 1/4" Fem. thread
- Carded products come w/ 1/8" adapter



# C1897C	Chrome	Carded	pk. 3/48
# C1897SN	Satin Nickel	Carded	pk. 3/48
# C1897W	White	Carded	pk. 3/48
# C1897B	Black	Carded	pk. 3/48
# 1897	Black	Bulk/Bagged	pk. 3/60

HEAD ONLY

- W/ clip & washers
- Chrome Plated & Satin Nickel models feature modern, sleek styling



# C1896C	Chrome	Carded	pk. 6/72
# C1896SN	Satin Nickel	Carded	pk. 6/72
# C1896W	White	Carded	pk. 6/72
# C1896B	Black	Carded	pk. 6/72

HOSE GUIDE

- W/ 1/2" threaded shaft
- W/ 1/2" locknut



# C1894C	Chrome	Carded	pk. 6/72
# C1894SN	Satin Nickel	Carded	pk. 6/72
# C1894W	White w/Chrome Trim	Carded	pk. 6/72
# C1894B	Black w/ Chrome Trim	Carded	pk. 6/72

*Brand Names mentioned in this catalog reference OEM Manufacturers. Please do not confuse AQUA PLUMB® with the OEM Mfr. whose parts these are intended to replace.

Sink Accessories

FAUCET HOLE COVERS

- Stainless Steel



2020



2023



2585040



Item #	Size	Description	Put-Up	Packed
# 2020	1-3/4"	2 pc.	Bulk	pk. 1/20/400
# C2020	1-3/4"	2 pc.	Carded	pk. 10/100
# 2023	2"	3 pc. Heavy Duty	Bulk	1/10/500
# 2585040	3-1/2"	3 pc. Heavy Duty	Bulk	1/25/500

SNAP-IN FAUCET HOLE COVER

- Chrome
- Stainless Steel



# 2018P	1-3/8"	Snap-in	Bulk	pk. 25/500
# 2019	1-1/2"	Snap-in	Bulk	pk. 10/500

SOAP DISPENSER

- Chrome plated dispenser head
- 5.5 cm (2.17") thread length for clearance on most granite & stone counter tops
- All metal exposed parts & Brass pump enclosure



# 1817	Boxed	pk. 1/25
--------	-------	----------

Faucet & Sink Installation

STEEL BASIN ROSETTE



Flat



Deep

# 0820P	Flat	Bulk	pk. 25/250
# 0821P	Deep	Bulk	pk. 10/1000

BASIN NUTS



0828P



0823P



0825P

# 0828P	1/2" IPS Lock Nut	Plastic	Bulk	pk. 10/500/3000
# 0823P	1/2" IPS Hex Lock Nut	Zinc Die Cast	Bulk	pk. 10/1000
# 0825P	1/2" IPS Slip Nut	Zinc Die Cast	Bulk	pk. 10/500
# 0826P	1/2" IPS Slip Nut	Brass	Bulk	pk. 10/500
# 0827P	1/2" IPS Slip Nut	Plastic	Bulk	pk. 10/1100

Faucet & Sink Installation (continued)

WASHER FOR BASIN COCK

- Rubber

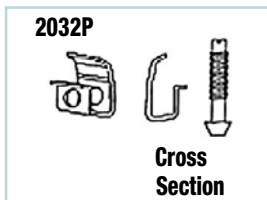
ID 3/4", OD 1-1/16"

2586100 Bulk pk. 10/2000



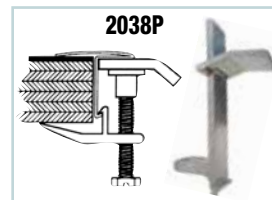
Sink Clips

*Order the number of bags you want

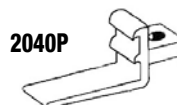


2032P

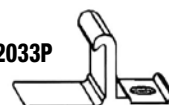
Cross Section



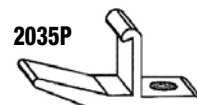
2038P



2040P



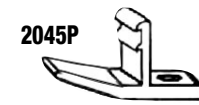
2033P



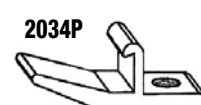
2035P



2030



2045P



2034P

Item #	Description	Length	Height	Width	Put-Up	Packed
# 2030	Sink Clip Screw	1-3/8"	-	-	10/Bag	Bulk 10/5000
# 2032P	Elkay Clip & Screw	1-13/64"	5/8"	5/8"	10/Bag	Bulk 1/50/200
# 2033P	Alum. Clip & Screw	1-15/64"	27/64"	7/16"	10/Bag	Bulk 1/25/250
# 2034P	Alum. Clip & Screw	1-15/64"	43/64"	7/16"	10/Bag	Bulk 1/50/200
# 2035P	Alum. Clip & Screw	1-7/64"	1/2"	7/16"	10/Bag	Bulk 1/50/200
	2 pc. Clip & Screw Adjustable Plate for					
# 2038P	Thick Counter Tops	5/8"	2-23/32"	5/8"	10/Bag	Bulk 1/25/100
# 2040P	Alum. Clip & Screw	1-7/16"	5/8"	7/16"	10/Bag	Bulk 1/25/250
# 2045P	Alum. Clip & Screw	1-1/4"	43/64"	7/16"	10/Bag	Bulk 1/25/250

45 PC. PLUMBING REPAIR KIT

- Contains: assorted washers, packings, screws & other repair parts for many plumbing repairs



C0525 Carded pk. 3/72

Dishwasher

DISHWASHER CONNECTORS

- Stainless steel
- Braided PC inner tube
- Brass inserts
- Coiled
- Hanger/flyaway tag
- 3/8 comp x 3/8 comp w/ 3/8 IPS x 3/8 comp x 90° elbow



# 7749A	4 ft. (48") Long	PDQ	pk. 1/25
# 7750A	5 ft. (60") Long	PDQ	pk. 1/25
# 7751A	6 ft. (72") Long	PDQ	pk. 1/25

72" S.S. DISHWASHER CONNECTOR W/ TWO BRASS ELBOWS – UNIVERSAL FIT

- Hose is 3/8" comp on both ends
- 3/8" MPT elbow (69-66)
- 3/4" FGHT elbow (3520P)
- Universal fit



# C7751	Carded	pk. 1/6/48
---------	--------	------------

DISHWASHER INLET ELBOW

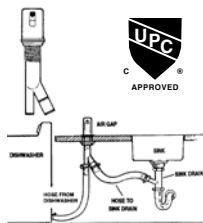
- 3/4" Swivel GHT X 3/8" OD comp.
- W/ washer & compression sleeve & nut
- All brass
- For Whirlpool®, Maytag®, Amana®, Kitchen-Aid®, & Jenn-Air® since 9/2009



# 3520P	Bulk	pk. 1/25/200
# C3520	Carded	pk. 6/72

DISHWASHER AIR GAP

- Chrome plated cover
- UPC approved



# 1412P	Bulk	pk. 1/50
# C1412	Carded	pk. 5/25

DISHWASHER DISPOSAL CONNECTOR BOOT

- Rubber w/ 4 clamps

# 1544	Bulk	pk. 5/200
# C1544	Carded	pk. 6/72

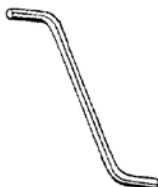


Disposal

DISPOSAL WRENCH

- Steel
- Use to re-start or unclog under-sink disposal units
- Fits in-sink-erator style & others

# 1531	Bulk	pk. 10/100
--------	------	------------



Disposal (continued)

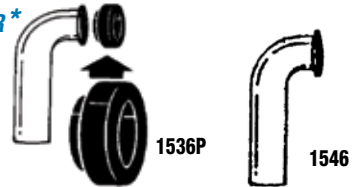
DISPOSAL WRENCH

- Insert into disposal to loosen jams



# 8366010	Bulk	pk. 1/5/50
-----------	------	------------

PARTS FOR IN-SINK-ERATOR* STYLE DISPOSALS



# 1546	4" Plastic Disposal Elbow	Bulk	pk. 1/6/36
# 1548	7" Plastic D.C. Disposal Elbow	Bulk	pk. 1/25/100
# 1536P	Hush Cushion/Disposal Seal	Bulk	pk. 1/250/1000
# 1547	8" Plastic S.J. Disposal Elbow	Bulk	pk. 1/25/100

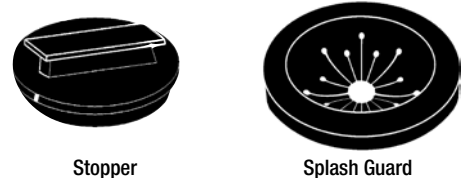
STOPPER FOR IN-SINK-ERATOR* STYLE DISPOSALS

- Feathered edge for positive seal



# 1532P	Black Plastic	Bulk	pk. 1/25/100
# C1532	Black Plastic	Carded	pk. 4/72
# C1532S	Stainless Steel	Carded	pk. 4/72

PARTS FOR WHIRL-AWAY* STYLE DISPOSALS



# 1537P	Stopper	Bulk	pk. 1/12/300
# 1537AP	Stopper & Splash Guard	Bagged Bulk	pk. 1/25/100

UNIVERSAL DISPOSAL PARTS



# C0410	Stopper	Carded	pk. 3/48
# C2014	Strainer	Carded	pk. 12/48
# C0411	Splash Guard	Carded	pk. 3/48
# 0411	Rubber w/ Metal Reinforcement/Lock Ring	Bulk	pk. 1/25/100

*Brand Names mentioned in this catalog reference OEM Manufacturers. Please do not confuse AQUA PLUMB® with the OEM Mfg. whose parts these are intended to replace.

Dryer Vent Hose

GLOBALFLEX™ ClickaQuick FLEXIBLE HOSE

- Aluminum
- For both gas & electric dryers
- Fire resistant



# AVH48	4"	8 ft.	Poly Sleeve	pk. 9
# AVH425	4"	25 ft.	Color Box Contractor Box w/ Color Label	pk. 1/12
# AVH450	4"	50 ft.	Color Label	pk. 1/6
# AVH38	3"	8 ft.	Poly Sleeve	pk. 1/48

FLEXIBLE PVC DUCT

- Caution: NOT for use w/ clothes dryers



# VH350	3" Dia.	50 ft.	Contractor Box w/ Color Label	pk. 1/6
# VH48	4" Dia	8 ft.	Poly Sleeve	pk. 1/12
# VH420	4" Dia	20 ft.	Poly Sleeve	pk. 1/6
# VH450	4" Dia	50 ft.	Contractor Box w/ Color Label	pk. 1/6

Dryer Vent Hoods

WIDE MOUTH STYLE

- UV resistant sturdy plastic & aluminum pipe
- Shelf display or peghook
- Pest guard & opening



Flat Pack

# VHWMW	White	pk. 6
# VHWMB	Brown	pk. 6

3-LOUVER STYLE

- UV resistant sturdy plastic & aluminum pipe
- Shelf display or peghook



Flat Pack

# VHLW	White	pk. 12
# VHLB	Brown	pk. 12

Dryer Vent Kits

GLOBALFLEX™ ClickaQuick w/ WIDE MOUTH HOOD

- Fire, crush & puncture resistant
- U/L class aluminum dryer vent material



# VKWM	Display Box	pk. 1/6
--------	-------------	---------

GLOBALFLEX™ ClickaQuick w/ 3 LOUVER HOOD

- Fire, crush & puncture resistant
- U/L class aluminum dryer vent material



# VKL	Display Box	pk. 1/6
-------	-------------	---------

GLOBALFLEX™ ClickaQuick INDOOR VENT KIT


- For electric dryers
- Fire resistant



# LTB	8 ft. Display Box	pk. 1/6
-------	-------------------	---------

UNIVERSAL BIRD & PEST GUARD

- UV resistant sturdy plastic
- Fits all brands



# PGW	White	PDQ Display	pk. 6
-------	-------	-------------	-------

# PGB	Brown	PDQ Display	pk. 6
-------	-------	-------------	-------

DRYER VENT DRAFT BLOCKER

- Prevents outside air from entering the house through the clothes dryer



# CDB	Header Card	pk. 4/48
-------	-------------	----------


Duct Accessories

CLICK & QUICK™ 4 PC. DUCT ADAPTER KIT



- Adapt any 4" hose to the Click & Quick™ system
- Encourages cleaning out the hose

1. Dryer Exhaust Adapters
2. Vent Pipe Adapter
3. & 4. Duct Connectors



QCA Header Card pk. 6/PDQ Display

THUMB SCREW METAL CLAMPS

- Easy turn metal clamps
- Adjustable worm drive w/ thumb screw - no tools needed



DVC-M 2/Display Bag pk. 10/100

16" TIES FOR 3" OR 4" VENTS

- Reusable & releasable nylon ties



DVC-P 2/Display Bag pk. 10/500

4" SPRING STYLE CLAMPS

- Easy, quick installation & removal



DVC-S 2/Display Bag pk. 10/100

Appliance Hook-Up Cords

DRYER CORDS

NEMA 10-30



5 ft. - 3 Conductor

BWDAC3-5 Carded pk. 1/6



NEMA 14-30



5 ft. - 4 Conductor

BWDAC4-5 Carded pk. 1/6

Ice Maker

STAINLESS STEEL ICE MAKER CONNECTORS

- 1/4" compression threads on both ends
- Braided PVC inner tube
- Brass insert, rubber washers
- UPC approved
- Coiled & tagged



# 7754	12"	Bulk	pk. 1/10/100
# 7756	24"	Bulk	pk. 1/35
# 7757	60" (5 ft.)	Bulk	pk. 1/15
# 7759	79" (6 ft.)	Bulk	pk. 1/15
# 7761	120" (10 ft.)	Bulk	pk. 1/10

INLINE ICE-MAKER FILTER

- 10" Long
- For taste & odor
- Quick-connect (Push 'n Seal) ends work w/ 1/4" copper or poly tubing
- Removes chlorine & heavy metal

New Dual Fitting Ends



9117 10" 6/PDQ pk. 1/6/24

ICE-MAKER / HUMIDIFIER HOOK-UP KIT


- Brass self-tapping valve
- Fittings & tubing. (1/4" OD tubing - FDA approved material)
- Compression union
- All parts needed to connect to copper & poly tubing



# C3499A	25 ft. Poly Tubing AB1953 Ultra Low Lead Compliant	Carded	pk. 6/48
# C3498	15 ft. Copper Tubing	Carded	pk. 4/24

SELF-TAPPING SADDLE VALVE

- 1/4" OD compression outlet
- Fits 3/8" - 3/4" copper tubing
- Brass



C3514 Carded pk. 6/72

Gas Range

OVEN & RANGE KNOB SET

- Universal fit w/ appropriate adapters for virtually all brands



4300900 Polybag/UPC pk. 10/200

GAS RANGE KNOB SET

- Fits all major brand name ranges

- Includes: universal insert adapters, two dial oven overlays to choose from & four range overlays



RKG Carded pk. 6/72

Electric Range

RANGE/COOK TOP KNOB

- Universal fit w/ appropriate adapter for virtually all brands

4300500 Polybag/UPC pk. 10/1000



RANGE KNOB

- Universal fit w/ appropriate adapters for virtually all brands

4300400 Polybag/UPC pk. 10/1000



OVEN KNOB

- Universal fit w/ appropriate adapter for virtually all brands

4300600 Polybag/UPC pk. 10/1000



OVEN TEMPERATURE KNOB

- Universal fit w/ appropriate adapters for virtually all brands

4300700 Polybag/UPC pk. 10/1000



OVEN & RANGE KNOB SET

- Universal fit w/ appropriate adapters for virtually all brands

4300800 Polybag/UPC pk. 10/200



ELECTRIC RANGE KNOB SET

- Fits all major brand name ranges

- Includes: universal insert adapters, two dial oven overlays to choose from, & four range overlays



RKE Carded pk. 6/72

Appliance Hook-Up Cords

RANGE CORDS

4 ft. - 3 Conductor

BWRAC3-4 Carded pk. 1/4



NEMA 10-50

4 ft. - 4 Conductor

BWRAC4-4 Carded pk. 1/4



NEMA 14-50



Washing Machine

STAINLESS STEEL WASHING MACHINE CONNECTORS

- Female X female coupling w/ washers, brass fittings, & brass inserts
- Reinforced PVC inner hose
- 3/4" GHT x 3/4" GHT
- Braided
- Flexible
- Coiled & tagged



33255A

33254 4 ft. (48") Long Bulk pk. 1/15

33255 5 ft. (60") Long Bulk pk. 1/15

33255A 5 ft. (60") Long 90° End Bulk pk. 1/10

33256 6 ft. (72") Long Bulk pk. 1/15

RUBBER WASHING MACHINE INLET HOSES

- Complete w/ washers
- High quality rubber – for resistance to hot water
- All brass 3/4" female hose connections
- Tested to ASME A112.18.6-2009 250 PSI @ 180°F for 30 minutes



C33214 3/8" 4 ft. Long Display Bag pk. 1/25

C33215 3/8" 5 ft. Long Display Bag pk. 1/25

C33216 3/8" 6 ft. Long Display Bag pk. 1/25

C33218 3/8" 8 ft. Long Display Bag pk. 1/25

C332110 3/8" 10 ft. Long Display Bag pk. 1/25

C332112 3/8" 12 ft. Long Display Bag pk. 1/25

LAUNDRY MIXER HOSE

- 2 Female inlets
- 3/8" ID high pressure rubber hose
- Male GHT Outlet
- W/ washers



C0790 Display Bag pk. 1/25

Washing Machine (continued)

BRASS F-CONNECTOR TWIN MIXER

- Metal construction w/ brass nuts

8087010 Bulk pk. 1/10/100



HOOK HOSE

- W/ clamp



# C1360	Rubber	5'	Fits 3/4" x 1"	Display Bag	pk. 1/12
# C1359	Corrugated Plastic	5'	Fits 1", 1-1/8", & 1-1/4"	Display Bag	pk. 1/4/24
# 1362	Corrugated Plastic	6'	Fits 1", 1-1/8", & 1-1/4"	Labeled Bag	pk. 1/24

LINT TRAPS

- Slips easily onto end of hose
- Standard size
- W/ releasable ties



# C1358	S.S. Mesh	PR/Carded	pk. 5/100
# 1358P	S.S. Mesh	Bulk	pk. 10/500
# C1357	Fabric Mesh	PR/Carded	pk. 5/100

1" O.D. ALUMINUM HOOK

- For washing machine

8085020 Bulk pk. 1/50



ADJUSTABLE WATER MIXER

- Adjusts to fit between two unthreaded basin faucets

8101010 Bulk pk. 1/10/100



DUAL WASHING MACHINE WATER LINE SHUT-OFF

4514020 IPS Boxed pk. 1/20



FILTER HOSE WASHERS

0494 Bulk pk. 10/1000
C0494 3/Card pk. 5/100




Washing Machine (continued)

HOSE WASHERS, VINYL



0493P Bulk pk. 100



HW10 10/pad pk. 20/400

WASHING MACHINE TEES

- Cast Brass
- Top 1-1/2 FIP
- Bottom 1-1/2 MIP
- Branch 3/4 MGHT x 1/2 FTP

3060010 Bulk pk. 1/10/100

- Cast Brass
- Top 1-1/2 MIP
- Bottom 1-1/2 SLIP
- Branch 3/4 MGHT x 1/2 FPT

3065020 Bulk pk. 1/10/100



Water Filters

COUNTER-TOP POINT-OF-USE FILTER SYSTEM

- Fits standard 10" filter cartridges
- Easy filter changing
- Comes complete w/ carbon taste, odor & chlorine cartridge
- White color matches any décor
- Chrome plated spout for easy cleaning
- Comes complete w/ all adapters needed to attach to most faucet spouts
- Diverter sends water to filter or allows water to flow through aerator
- Packaged in attractive, full color display box
- Uses 0817AR diverter



CTF Display Box pk. 1/8

STANDARD FILTER HOUSING

- Comes w/ filter changing wrench
- 3/4" FPT x 3/4" FPT connection
- Impact resistant plastic
- Provided w/out cartridges
- Relief valve in head



GREAT FOR UNDER THE COUNTER!

9100 Std. (fits 10" cart.) Clear Display Box pk. 1/6

9100A Std. (fits 10" cart.) Blue Opaque Display Box pk. 1/6


FILTER HOUSINGS ACCESSORIES



9118



9120-9121



9119

# 9118	Wrench, Removes Sump	Bulk	pk. 1/12/144
# 9119	Mounting Bracket & Screws	Bulk	pk. 1/12/144
# 9120P	O-Ring, Fits Between Head & Sump of 9100 & 9100A	Bulk	pk. 12/432
# 9121	O-Ring for CTF	Bulk	pk. 25/200

Water Filters (continued)

STANDARD CARBON FILTER CARTRIDGE

- For taste & odor
- Removes chlorine
- Individually shrink wrapped w/ color label
- 5 Micron filtration
- Complete w/ washers to seal top & bottom in housing



9115 Standard 10" (Reference T01) 6/PDQ 1/6/24

CARBON (GAC) FILTER CARTRIDGE

- For taste & odor
- Removes chlorine
- Individually shrink wrapped w/ color label
- 5 Micron filtration
- Complete w/ washers to seal top & bottom in housing
- Removes lead & heavy metals
- 9115B Cartridge w/ KDF
- Also kills bacteria



9115A Standard 10" (Reference T02) 6/PDQ pk. 1/6/12
 # 9115B Standard 10" w/ KDF (Reference VOC) 6/PDQ pk. 1/6/12

SEDIMENT FILTER CARTRIDGES

- Wound string type for best flow
- Fits all standard 10" housings
- Individually shrink wrapped w/ color label



9110 5 Micron 6/PDQ pk. 1/6/24
 # 9111 30 Micron 6/PDQ pk. 1/6/24

INLINE ICE-MAKER FILTER

- 10" Long
- For taste & odor
- Quick-Connect (Push 'n Seal) ends work w/ 1/4" copper or poly tubing
- Removes chlorine & heavy metal
- Individually shrink wrapped w/ color label



New Dual Fitting Ends

9117 6/PDQ pk. 1/6/24

Water Filters (continued)

FAUCET-END POINT-OF-USE FILTERS

- Comes complete w/ carbon taste, odor & chlorine cartridge
- Comes complete w/ all adapters needed to attach to a faucet spout
- Diverter sends water to filter or allows water to flow through aerator
- Easy tool-free filter changing
- Packaged in attractive, full color blister card



F2CP Complete Unit, w/ Cartridge Carded pk. 1/4
 # R2C4 4-Pack Replacement Cartridges Display Box pk. 1/4
 # R5S 1-Pack 5-Micron Filter Display Box pk. 1/8

WATER FILTER FAUCET

- Chrome plated brass
- On-call or constant-flow modes
- 1/4" Compression inlet connection
- W/ adapter to work w/ 3/8" compression



1815 Display Box pk. 1/12

WATER FILTER AERATOR DIVERTER W/ AERATOR

- Chrome plated brass
- Large female aerator swivel inlet connection
- Pull knob to send water to filter or push-in for standard aerator flow
- Knob springs back to aerator position when water is turned off



0817P 1/4" Barb Size Bulk pk. 1/25/200
 # 0817AP 5/16" Barb Size Bulk pk. 1/25
 # 0816P 3/8" Barb Size Bulk pk. 1/25

ICE-MAKER / HUMIDIFIER HOOK-UP KIT

- Brass self-tapping valve
- Fittings & tubing (1/4" OD Tubing)
- Compression union
- All parts needed to connect to copper & poly tubing



25 ft. Poly Tubing
 # C3499A AB1953 Ultra Low Lead Compliant Carded pk. 6/48
 # C3498 15 ft. Copper Tubing Blister pk. 4/24

Gas Supply

Gas Connectors

- Stainless steel
- CSA/AGA Approved
- 15/16" Flare w/ steel adapters



Stainless Steel • Display Bag

# 4401093	1/2" MPT w/ 3/8" FPT x 3/4" FPT	24"	pk. 1/5
# 4401094	1/2" MPT w/ 3/8" FPT x 3/4" FPT	36"	pk. 1/5
# 4401095	1/2" MPT w/ 3/8" FPT x 3/4" FPT	48"	pk. 1/5
# 4401096	1/2" MPT w/ 3/8" FPT x 3/4" FPT	60"	pk. 1/5
# 4401097	1/2" MPT w/ 3/8" FPT x 3/4" FPT	72"	pk. 1/5
# 4400030	1/2" MPT w/ 3/8" FPT x 3/4" MPT w/ 1/2" FPT	24"	pk. 1/5
# 4400050	1/2" MPT w/ 3/8" FPT x 3/4" MPT w/ 1/2" FPT	36"	pk. 1/5
# 4400060	1/2" MPT w/ 3/8" FPT x 3/4" MPT w/ 1/2" FPT	48"	pk. 1/5
# 4400070	1/2" MPT w/ 3/8" FPT x 3/4" MPT w/ 1/2" FPT	60"	pk. 1/5
# 4400080	1/2" MPT w/ 3/8" FPT x 3/4" MPT w/ 1/2" FPT	72"	pk. 1/5

- 15/16" Flare w/ steel adapters



Yellow Epoxy Coated Stainless Steel • Display Bag

# 4400090	1/2" MPT w/ 3/8" FPT x 3/4" FPT	24"	pk. 1/5
# 4400100	1/2" MPT w/ 3/8" FPT x 3/4" FPT	36"	pk. 1/5
# 4400110	1/2" MPT w/ 3/8" FPT x 3/4" FPT	48"	pk. 1/5
# 4400120	1/2" MPT w/ 3/8" FPT x 3/4" FPT	60"	pk. 1/5
# 4400130	1/2" MPT w/ 3/8" FPT x 3/4" FPT	72"	pk. 1/5

Gas Connector Adapters

- Steel
- AGA Standard 15/16"
- 15/16" Fits all our connectors



2590/2591

2592/2593

	Side 1	Side 2		
# 2590	15/16" - 16 Flare	1/2" MIP x 3/8" FIP	Bulk	pk. 1/20/200
# 2591	15/16" - 16 Flare	3/4" MIP x 1/2" FIP	Bulk	pk. 1/20/200
# 2592	15/16" - 16 Flare	1/2" FIP	Bulk	pk. 1/20/200
# 2593	15/16" - 16 Flare	3/4" FIP	Bulk	pk. 1/20/200

Gas Supply (continued)

Yellow Thread Seal Tape

- PTFE
- UL Listed
- For gas applications



3127Y 1/2" x 260" x 4mil Bulk pk. 10/100/500

Gas Cocks

- CSA/AGA approved
- Ball Style



2494



2496 & 2497

# 2496	1/2" FPT x FPT	Bulk	pk. 1/12/144
# 2497	3/4" FPT x FPT	Bulk	pk. 1/12/96
# 2494	3/8" OD Flare x 1/2" FPT	Bulk	pk. 1/25/100

Thermocouples


- Universal replacement

# TC18	18" Carded	pk. 1/10/100
# TC24	24" Carded	pk. 1/10/100
# TC30	30" Carded	pk. 1/10/100
# TC36	36" Carded	pk. 1/10/100
# TC48	48" Carded	pk. 1/10/100



Appliance Drain Hose & Tubing

- Material: blend of natural & synthetic rubber
- Temperature: 180°F max
- 50 ft. coils individually boxed



Reinforced Hose

Item #	Size	Use	Pack
# 1577	1/2" x 50'	Dishwasher, General Use, Slop Sink	1/4
# 1578	5/8" x 50'	Dishwasher, General Use, Slop Sink	1/4
# 1580	7/8" x 50'	Dishwasher, Washing Machine	1/2
# 1581	1" x 50'	Washing Machine	1

Non-Reinforced Tubing

Item #	Size	Use	Pack
# 1614	5/8" x 50'	Dishwasher	1/4
# 1619	7/8" x 50'	Dishwasher, Washing Machine	1/4
# 1621	1" x 50'	Washing Machine	1

Drain Cleaners

EL DIABLO® SULFURIC ACID DRAIN OPENER

- 94% Pure sulfuric acid
- Dark blue color
- Used to remove: grease, foods, hair, paper, cloth
- Triple sealed bottles
 - inner seal, under the cap, – childproof cap,
 - sealed outer bag

The Best Value in Drain Cleaning



For Professional Use ONLY!

# HS1Q	1 qt.	pk. 12
# HS12E	1/2 gal.	pk. 6
# HS1G	1 gal.	pk. 4

No break on carton quantities!

LIQUID LIGHTING PRO DRAIN OPENER

- 93% Virgin sulfuric acid
- Individually bagged pints & quarts
- Safe to use on drains, sinks, toilets & septic tanks
- Heats slowly to prevent damage to toilet bowls
- Labeled w/ directions & safety precautions



# S95701	Liquid Lightning PRO Pint	pk. 12
# S95793	Liquid Lightning PRO Quart	pk. 12
# S95794	Liquid Lightning PRO Half Gallon	pk. 6

CRYSTAL DRAIN OPENERS

- Available in single use packets on sales strips and 1lb. container
- 100% Lye (sodium hydroxide)
- Powerful drain opener
- Cuts through grease, hair, soap,
- Safe for all pipes & septic systems

NEW!

Results as quick as 15 min.



# 5170515	Single Use Pack/Sales Strip	pk. 24/216
# 5170510	1 lb. Container	pk. 12

NON-ACID LIQUID DRAIN OPENER

- Potassium hydroxide & sodium hydroxide

No break on carton quantities!

# 5170100	1 Quart	pk. 12
# 5170101	1/2 Gallon	pk. 6



POWER CRYSTALS

- Sodium hydroxide & sodium nitrate
- Non-liquid (crystals) for easy & safe handling

# 5170105	1lb can	pk. 12
-----------	---------	--------



HERCULES® CLOBBER®

- Sulfuric acid drain cleaner

For Professional Use ONLY!

No break on carton quantities!

# 20-205	1 Quart	pk. 12
# 20-211	1/2 Gallon	pk. 6



Drain Cleaners (continued)

HERCULES® GLUG®

- Odorless, non-acid
- Use to open drain & waste line blockages
- Can be used as preventive maintenance

# 20-410	20 oz.	pk. 1/24
----------	--------	----------



Plumber's Putty & Pastes

STAY-SOFT PLUMBER'S PUTTY

- Does not stain

# 3182	1/2 PT(14 oz.)	pk. 1/24
# 3183	3 lb.	pk. 1/6
# 3184	5 lb.	pk. 1/6



HERCULES® STA-PUT® PLUMBER'S PUTTY

- Does not stain

# 25-101	14 oz.	pk. 1/24
# 25-103	3 lb.	pk. 1/12
# 25-105	5 lb.	pk. 1/6



IRON PASTE

- For fast repairs
- Sets quickly

# 1331	10 oz.	pk. 24
--------	--------	--------



Pipe Joint

PIPE JOINT COMPOUND

- Smooth, white, grit free

# 3186	2 oz. Tube	pk. 12
# 3187	1/2 pt. Can	pk. 1/12



PTFE PIPE JOINT COMPOUNDS

- Brush in lid

# 3140	4 oz.	pk. 1/24
# 3141	8 oz.	pk. 1/12



Pipe Joint (continued)

RECTORSEAL "T PLUS 2" SERIES PIPE JOINT COMPOUND

- Non-setting, contains PTFE plus synthetic fibers
- For threaded Steel, Iron, Brass, Copper, Aluminum, Stainless Steel, Polyethylene, Fiberglass reinforced, PVC, CPVC & ABS pipes
- Can be pressurized immediately after installation
- NSF, UPC, CSA, FBC & ULC approved
- Meets or exceeds all ASTM specifications
- Brush in lid

NEW!



# P23710	1-3/4 oz. Tube	pk. 1/24
# P23631	1/4 pt.	pk. 1/24
# P23551	1/2 pt.	pk. 1/24

BIG WHITE PIPE JOINT COMPOUND

- Non-setting, contains PTFE
- For threaded Steel, Iron, Brass, Copper, Aluminum, Stainless Steel, Polyethylene, Fiberglass reinforced, PVC, CPVC & ABS pipes
- Can be used on all types of systems carrying most any gases or liquid except oxygen, fluorine & liquid sodium
- Can be pressurized immediately after installation
- NSF & FBC approved
- Meets or exceeds all ASTM specifications
- Brush in lid

NEW!



# P2078	1/2 pt.	pk. 1/12
---------	---------	----------

RECTORSEAL "No. 5" SERIES PIPE JOINT COMPOUND

- Soft set, slow drying
- Ideal for most fluids & gases including potable water
- For threaded Steel, Iron, Brass, Copper, Aluminum, Stainless Steel, Polyethylene, Fiberglass reinforced & PVC pipes
- Not recommended w/ ABS, CPVC or oxygen, chlorine & other oxidizers
- Can be pressurized immediately after installation
- NSF, UPC, CSA & ULC approved
- Meets or exceeds all ASTM specifications
- Brush in lid

NEW!



# P25790	1-3/4 oz. Tube	pk. 1/24
# P25631	1/4 pt.	pk. 1/24
# P25551	1/2 pt.	pk. 1/24
# P25431	1 pt.	pk. 1/12
# P25230	1 qt.	pk. 1/12

Pipe Joint (continued)

BIG BLUE PIPE JOINT COMPOUND

- Grit free, soft-set, non-hardening, non-toxic
- Can be used on all plastics & metals
- For most liquids & gases except oxygen
- No taste, odor or transfer to plumbing system



# 3143	1/4 pt. Can	pk. 1/24
# 3144	1/2 pt. Can	pk. 1/12

RECTORSEAL "TRU-BLU" SERIES PIPE JOINT COMPOUND

- Fast-dry, flexible set
- Ideal refrigeration, industrial & high vibration installations
- For threaded Steel, Iron, Brass, Copper, Aluminum, Stainless Steel, Polyethylene, Fiberglass reinforced & PVC pipes
- Not recommended w/ ABS, CPVC or oxygen, chlorine & other oxidizers
- Also used as a positive lock & seal on fasteners
- NSF & UPC approved
- Meets or exceeds all ASTM specifications
- Brush in lid

NEW!



# P31780	1-3/4 oz. Tube	pk. 1/24
----------	----------------	----------

HERCULES® GRIP®

- Tough, pliable, non-petroleum based
- Black, industrial
- W/ brush in lid



# 15-510	1/4 pt.	pk. 1/24
# 15-515	1/2 pt.	pk. 1/24

HERCULES® REAL-TUFF®

- White paste
- Works up to 2000 PSI
- W/ brush in lid



# 15-615	1/4 pt.	pk. 1/24
# 15-620	1/2 pt.	pk. 1/24

HERCULES® MEGALOC®

- Grit-free, no teflon
- W/ brush in lid



# 15-804	1/4 pt.	pk. 1/24
# 15-806	1/2 pt.	pk. 1/24

HERCULES® PRO-DOPE®

- Oil based
- Grey color
- W/ brush
- Not for Plastic fittings, except CPVC



# 15-420	1/2 pt.	pk. 1/24
# 15-427	1 pt.	pk. 1/12

Pipe Joint *(continued)*

THREAD SEAL TAPE

- PTFE

# 3127	1/2" x 260"	Bulk	pk. 10/500
# 3129	1/2" x 520"	Bulk	pk. 10/500
# 3130	1/2" x 1296"	Bulk	pk. 10/500
# 3132	3/4" x 260"	Bulk	pk. 10/500
# 3133	3/4" x 520"	Bulk	pk. 5/500
# 3135	1" x 520"	Bulk	pk. 10/60/600



2 Pk. THREAD SEAL TAPE

- PTFE

# TT2	1/2" x 260"	Carded	pk. 12/144
-------	-------------	--------	------------

YELLOW THREAD SEAL TAPE – 1/2" x 260" x 4MIL

- PTFE
- For gas applications
- Use on all pipe materials
- Suitable for use w/ gasoline, petroleum oils, propane, butane, naphtha, benzene, kerosene, oxygen systems & natural gas lines; water, oil & chemical installations
- Pressure rating: 100PSI; .0035 mil. thick, tolerates -450°F. to +500°F



# 3127Y	Bulk	pk. 10/100/500
---------	------	----------------

LAMP WICK

- 2 oz. balls
- First quality cotton

# 5248010	Fine	Bulk	pk. 12/396
# 5248020	Medium	Bulk	pk. 12/396



EPOXY PUTTY

- Hardens like steel in 20 minutes



# 5101610	2oz	pk. 1/24
# 5101620	4oz	pk. 1/24

HERCULES PRO-POXY EPOXY PUTTY



# 25-515	4 oz.	pk. 1/12/24
----------	-------	-------------

Cements & Primers

PVC CEMENT

- Clear
- regular body
- Meets or exceeds all ASTM specifications
- Brush in lid

# 1300	1/4 pt.	pk. 1/24
# 1301	1/2 pt.	pk. 1/24
# 1302	1 pt.	pk. 1/12
# P1303	1 qt.	pk. 1/12



NEW!

RECTORSEAL "GENE" SERIES REGULAR BODY PVC CEMENT

- Clear
- For pressure up to 2"
- For DWV up to 4"
- Meets or exceeds all ASTM specifications
- NSF & UPC approved
- Brush in lid

NEW!



# P55901	1/4 pt.	pk. 1/24
# P55902	1/2 pt.	pk. 1/24
# P55904	1 pt.	pk. 1/12
# P55906	1 qt.	pk. 1/12



MEDIUM BODY PVC CEMENT

- Clear
- Meets or exceeds all ASTM specifications
- Brush in lid

NEW!



# P7030	1/4 pt.	pk. 1/24
# P7032	1/2 pt.	pk. 1/24

RECTORSEAL "GOLD" SERIES HEAVY BODY PVC CEMENT

- Clear
- For pressure up to 12"
- For DWV up to 12"
- Meets or exceeds all ASTM specifications
- NSF & UPC approved
- Brush in lid

NEW!



# P55950	1/4 pt.	pk. 1/24
# P55951	1/2 pt.	pk. 1/24
# P55952	1 pt.	pk. 1/12
# P55954	1 qt.	pk. 1/12



Cements & Primers *(continued)*

**RECTORSEAL "CHARLIE" SERIES
REGULAR BODY CPVC CEMENT**



- Orange
- For pressure up to 2"
- Meets or exceeds all ASTM specifications
- NSF & UPC approved
- Brush in lid



# P55956	1/4 pt.	pk. 1/24
# P55957	1/2 pt.	pk. 1/24

**REGULAR BODY QUICK-SET
WET-DRY PVC CEMENT**



- Clear
- Can be used in wet or dry conditions
- Meets or exceeds all ASTM specifications
- Brush in lid



# P7078	1/4 pt.	pk. 1/24
# P7079	1/2 pt.	pk. 1/24
# P7080	1 pt.	pk. 1/12

**RECTORSEAL "HOT" SERIES VERY FAST SET
MEDIUM BODY PVC CEMENT**



- Low VOC
- Blue
- For pressure up to 6"
- For Sch. 80 up to 1-1/4"
- Meets or exceeds all ASTM specifications
- NSF & UPC approved
- Brush in lid



# P55993	1/4 pt.	pk. 1/24
# P55989	1/2 pt.	pk. 1/24
# P55990	1 pt.	pk. 1/12
# P55988	1 qt.	pk. 1/12

3-WAY CEMENT

- Clear
- For ABS, PVC or CPVC
- Meets or exceeds all ASTM specifications
- Brush in lid



# 1310	1/4 pt.	pk. 1/24
# P7110	1/2 pt.	pk. 1/24
# P7115	1 pt.	pk. 1/12

Cements & Primers *(continued)*

**RECTORSEAL "MIKE" SERIES
3-WAY CEMENT**



- Amber color
- For ABS, PVC or CPVC
- For pressure up to 12"
- For DWV up 6"
- Meets or exceeds all ASTM specifications
- Brush in lid



# P55969	1/4 pt.	pk. 1/24
# P55970	1/2 pt.	pk. 1/24
# P55973	1 pt.	pk. 1/12
# P55974	1 qt.	pk. 1/12

PURPLE PRIMER

- For ABS, PVC or CPVC
- Meets or exceeds all ASTM specifications
- Brush in lid



# P8100	1/4 pt.	pk. 1/24
# P8105	1/2 pt.	pk. 1/24
# P8110	1 pt.	pk. 1/12
# P8115	1 qt.	pk. 1/6

PURPLE PRIMER/CLEANER

- For ABS, PVC or CPVC
- Meets or exceeds all ASTM specifications
- Brush in lid



# 1305P	1/4 pt.	pk. 1/24
# 1306	1/2 pt.	pk. 1/24
# 1307	1 pt.	pk. 1/12
# P8015	1 qt.	pk. 1/12

CLEAR CLEANER

- For ABS, PVC, CPVC or styrene
- Meets or exceeds all ASTM specifications
- Brush in lid



# P8230	1/4 pt.	pk. 1/24
# P8235	1/2 pt.	pk. 1/24
# P8240	1 pt.	pk. 1/12

Cements & Primers *(continued)*

**RECTORSEAL "JIM" SERIES
PURPLE PRIMER**

- Low VOC
- For PVC or CPVC
- Meets or exceeds all ASTM specifications
- NSF & UPC approved
- Brush in lid



# P55910	1/4 pt.	pk. 1/24
# P55912	1/2 pt.	pk. 1/24
# P55914	1 pt.	pk. 1/12
# P55918	1 qt.	pk. 1/12



**RECTORSEAL "SAM" SERIES
CLEAR CLEANER**

- Low VOC
- For ABS, PVC or CPVC
- Meets or exceeds all ASTM specifications
- NSF approved
- Brush in lid



# P55929	1/4 pt.	pk. 1/24
# P55930	1/2 pt.	pk. 1/24
# P55932	1 pt.	pk. 1/12
# P55934	1 qt.	pk. 1/12



PIPEWELD

- 1-Step aerosol cement
- Cleaner/primer/cement
- For use on all PVC pipe up to 6" diameter
- Cements 2X more joints than the traditional method
- Wet or dry application great for irrigation & other applications
- Longest shelf life once open, won't clog up or dry out for up to 2 years



# S30702	8 oz. Purple	pk.12
----------	--------------	-------

Soldering Chemicals

PASTE SOLDER FLUX



# 5224010	2 oz.	pk. 1/24
# 5223040	1/2 pt.	pk. 1/6
# 5223050	1 lb.	pk. 1/12

JEL FLUX

- W/ brush in lid



# 10-810	1/4 pt.	pk. 1/24
----------	---------	----------

SMOOTH SOLDER PASTE

- W/ brush in lid



# 10-619	9 oz.	pk. 1/24
----------	-------	----------

Root Destroyer

ROOT DESTROYER

- Non-acid herbicide



# 5170040	2 lb.	pk. 1/6
-----------	-------	---------

Boiler & Furnace Cleaning & Repair Chemicals

BOILER LIQUID WELD/STOP-LEAK

- Repairs leaks in steam & hot water boilers
- Non-metallic

5170020 1 qt. pk. 1/12



POWDERED BOILER SOLDER/STOP-LEAK

- Repairs leaks in steam & hot water heating systems
- Non-metallic, fast acting
- Will not cause steam boilers to prime

5170030 1 lb. pk. 1/12



FURNACE CEMENT FOR ALL BURNING SYSTEMS

- Seals joints, bonds fire brick or other components in boilers, furnaces, stoves, heaters & fireplaces

5170050 1 lb. pk. 1/12

5170055 1 qt. pk. 1/6

5170060 1/2 gal. pk. 1/6



LIQUID BOILER CLEANER NON-PETROLEUM

- Cleans boiler water
- Corrects PH balance
- Prevents rust & scale in boilers

5170010 1 qt. pk. 1/12



HERCULES® BOILER LIQUID

- For lasting repairs of cracked or leaking steam boilers
- Withstands high pressures & boiler cleaners
- No odor, priming or foaming
- Doesn't damage plastic or rubber components

30-115 1qt. pk. 1/12



HERCULES® BOILER SOLDER FREE-FLOWING POWDER

- Makes strong repair on cracked steam boilers
- Withstands boiler cleaners
- Doesn't damage plastic or rubber components

#30-310 1 lb. pk. 1/12



Boiler & Furnace Cleaning & Repair Chemicals (continued)

HERCULES® FUEL OIL SLUDGE TREAT LIQUID

- Helps eliminate burner breakdowns
- Disperses sludge & emulsifies water
- Increases life of fuel tanks

35-310 1 qt. pk. 1/12



HERCULES® BOILER CLEANER WHITE EMULSION

- General purpose boiler cleaner & rust preventer
- Emulsifies oil & grease
- Contains a special anti-foam agent & silicone
- Doesn't damage plastic or rubber components

35-206 1 qt. pk. 1/12



HERCULES® SCOUT POWDERED BOILER CLEANER

- Cleans w/out draining or flushing
- Inhibits rust & corrosion
- Prevents rust & scale in boilers

35-100 115 g. pk. 1/12



Cutting Oils

- For threading pipe or any other metal cutting application
- Dark oil

5125010 1 pt. pk. 1/24

5125020 1 qt. pk. 1/12

5125030 1 gal. pk. 1/6



No-Hub Sealant

- Coat no-hub pipe to promote seal of no-hub coupling

3142 1 qt. Can pk. 1/12



Plumber's Grease

- Non-toxic
- Will not attack rubber or plastic
- For lubricating seals, threads or any moving parts

1881 1 oz. Can pk. 1/24

1881R 1 oz. Tube pk. 12



GE® Caulks & Sealants

ADVANTAGE® 100% SILICONE SEALANT

- General purpose sealant
- Adheres to wood, glass, metal & plastic
- Single component RTV
- Exterior/interior use

# 236375	M60.01	10.1 oz.	Clear	pk. 12
# 236376	M60.02	10.1 oz.	White	pk. 12



MAX500® ACRYLIC KITCHEN & BATH SILICONIZED ACRYLIC LATEX CAULK

- BioSeal-mold/mildew protection
- Paintable
- Soap & water clean-up
- Moisture resistant
- 50-Year guarantee

# 236381	GE23895	10.1 oz.	White	pk. 12
# 236379	GE23978	5.5 oz.	White	pk. 12
# 236382	GE23911	10.1 oz.	Clear	pk. 12
# 236380	GE23994	5.5 oz.	Clear	pk. 12



MAX1000® SILICONIZED ACRYLIC LATEX CAULK

- General purpose siliconized acrylic latex sealant
- Paintable
- Interior/exterior use
- Use on doors, windows, siding, rim, molding, baseboards, vents
- Soap & water clean-up
- 35-Year guarantee

# 236383	GE22566	10 oz.	White	pk. 12
# 236386	GE14449	10 oz.	White	pk. 12



GE® SILICONE

- 100% Silicone
- Waterproof
- Low shrinkage & maximum flexibility
- Cured sealant resists mold & mildew

# 236377	GE612	10.1 oz.	Kitchen & Bath - Clear	pk. 12
# 236378	GE712	10 oz.	Kitchen & Bath - White	pk. 12
# 236385	GE012A	10 oz.	Door & Window - Clear	pk. 12
# 236384	GE112A	10 oz.	Door & Window - White	pk. 12



DAP® Caulks & Sealants

ACRYLIC LATEX CAULKS: ALEX® PAINTER'S, PLUS®, FAST DRY® & FLEX® - 10 oz.

- All-purpose acrylic latex painter's caulk
- Applies smoothly & easily
- Adheres to wood, plaster, drywall & masonry
- Resists cracking & chalking
- Paintable
- Easy water clean-up. Interior/exterior use
- Meets ASTM Specification C834 for extrudability, artificial weathering, extension-recovery & slump

# DAP18101	Alex® Plus (White)	pk. 12
------------	--------------------	--------



100% SILICONE RUBBER SEALANTS

- 100% silicone rubber sealant
- Provides excellent durability
- Flexibility & adhesion
- Long-lasting, waterproof seal
- Resists cracking, crumbling & chalking
- Cured sealant is mildew resistant
- Interior/exterior use
- Meets ASTM C920, Specification C719, Class 25

# DAP08646	100% Silicone (White) 10 oz.	pk. 12
------------	------------------------------	--------



KITCHEN & BATH CAULKS

# DAP08640	K&B Silicone (White) 10 oz.	pk. 12
# DAP08648	100% Silicone K&B (Clear) 10 oz.	pk. 12



KWIK-SEAL SEALANTS

# DAP18008	Kwik-Seal® Tub & Tile (Clear) 5.5 oz.	pk. 12
------------	---------------------------------------	--------



PHENOSEAL® VINYL ADHESIVE CAULK

- All-purpose caulk w/ a strong bond for almost any job
- BONDS, CAULKS & SEALS
- Caulk contracts & expands to seal joints up to 1/4"
- Sealant keeps water & air from penetrating cracks & seams preventing energy loss
- Fast-drying interior/exterior
- Cleans easily w/ soap & water
- Mold & mildew resistant
- Can be painted w/ latex & oil-based paint

# DAP00005	Phenoseal® Does It All (White)
# DAP00006	Phenoseal® Does It All (Translucent)



Solder & Accessories

GAS CYLINDERS

- 14.1 oz. standard cylinders
- No broken cases

Propane

- Standard tank replacement
- # 8540010 pk. 12

* Cannot ship air shipment, extra freight charges may apply

MAPP Pro Gas

- 3X faster heat transfer
- Use only w/ torch heads designed for MAPP Gas

8540100 pk. 12



TORCH KIT

Use for:

- Pipe soldering
- Thawing frozen pipes
- Automotive repairs
- Bending PVC

Includes:

- Propane cylinder (14.1 oz./400g)
- Brass pencil tip torch

* Cannot ship air shipment, extra freight charges may apply

WK2201C Display Box pk. 1/3



PENCIL TORCH HEAD

- Brass pencil tip torch



WT2201 Carded pk. 1/12

SOLID BRASS PENCIL TORCH

- Use w/ propane gas. Rates to 3,452 °F (1,800 °C)
- Oversize flame adjustment knob
- For soldering Copper pipes, loosening rusty nuts & bolts, thawing frozen metal pipes, lighting charcoal, various crafts & hobbies
- CSA approved



MP1 pk. 1/6/48

Solder & Accessories (continued)

SELF-IGNITING TORCH

- Use w/ propane gas. Rates to 3,452 °F (1,800 °C)
- Piezo igniter for instant flame
- Oversize flame adjustment knob
- For soldering Copper pipes, loosening rusty nuts & bolts, thawing frozen metal pipes, lighting charcoal, various crafts & hobbies
- Brass body, Plastic housing, Stainless Steel tip
- CSA approved



MPA1 pk. 1/6

HEAVY DUTY SELF IGNITING TORCH

- Use w/ either propane or MAPP Gas. Rated to 3,992 °F (2,200 °C)
- Cyclone flame pattern for concentrated high heat
- Piezo igniter for instant flame
- Adjustable knob for variable flame patterns
- Safety lock feature to prevent accidental ignition
- Ignition lock for continuous use
- Cast body for durability, strength & long life
- Ergonomic handle design
- Stainless steel nozzle w/ brass tip




MPAC1 pk. 1/6

LEADED SOLDER ON SPOOL*

- For drainage only - SOLD TO PROFESSIONALS ONLY not for use w/ potable water

- **40/60 Leaded**
- 1/8" (.125) Wire



5252080 1/2 lb. pk. 1/50

5252040 1 lb. pk. 1/25


- **50/50 Leaded**
- 1/8" (.125) Wire

5252090 1/2 lb. pk. 1/50

5252060 1 lb. pk. 1/25

LEAD FREE SOLDER ON SPOOL*

- **95/5 Lead free**
- 1/8" (.125) Wire
- For potable water or drainage



3103 1/4 lb. pk. 1/75

3104 1/2 lb. pk. 1/50

5252070 1 lb. pk. 1/25

- **Silver bearing lead free**
- 1/8" (.125) Wire
- Best performing no-lead solder

3100 1/4 lb. pk. 1/75

3101 1/2 lb. pk. 1/50

5252075 1 lb. pk. 1/25

* Solder prices move with the metals market. Prices not guaranteed.

Solder & Accessories (continued)

BAR SOLDER*

- Not for use w/ potable water
- 12-3/8" x 1/3" x 1/2"

50/50



5250020 Bulk pk. 1/25

* Solder prices move with the metals market. Prices not guaranteed.

Soldering Tools

TORCH LIGHTER

- Fits 9/16" flint
- Tool can be used & demonstrated w/ out removing or damaging the card



C1131 Card pk. 1/6/96

5-Pk. FLINTS FOR TORCH LIGHTER

- 5 Pieces in convenient plastic holder
- Fits virtually every lighter in the market



1131A Bulk pk. 1/50/900

ACID BRUSHES

- Horse hair brushes
- Tin handles, 6" long
- 3/8" Wide brush
- 25/Pack*



* Order the number of packs you want.

1198x25 25/Bag pk. 1/25/100

ACID SWAB BRUSH KIT

- 3/8" Wide



BW02366 Header Card 6/Card pk. 1/24/144

Soldering Tools

COPPER FITTING CLEANING BRUSHES

- # 1157 Fits 1/2" Fittings Fly Away Tag pk. 12/288
- # 1158 Fits 3/4" Fittings Fly Away Tag pk. 12/288
- # 1159 Fits 1" Fittings Fly Away Tag pk. 12/288



4-IN-1 COPPER FITTING & TUBING BRUSH

- 1/2" & 3/4" fitting brushes
- 1/2" & 3/4" tube cleaning tools



C1157A 1/Card pk. 4/72

OPEN GRIT PLUMBERS SAND CLOTH

- Mesh style allows sanded material to escape & get out of the way
- 1-1/2" Wide x 5 yards



8560000 1/Display Box pk. 1/50

PLUMBERS SAND CLOTH

- For cleaning Copper pipe & fittings
- 120 Grit Aluminum oxide
- Ind. display boxes



8560005 1-1/2 wide x 5 yards pk. 1/100

8560010 1-1/2 wide x 10 yards pk. 1/50

2 SCOURING PADS

- For cleaning copper before sweating
- For general scouring
- Green
- 6" x 9"
- 2/Header card

C1554 Header Card pk. 5/50



COPPER TUBING CLEANING TOOL

- 3/4" (7/8"OD) Copper


8654005 Boxed pk. 1



Valves

BRASS BALL VALVES

- Full port
- 600 lb. WOG
- Fly tag w/ retail bar code



COP	FPT		
# 8902S	# 8902T	1/2"	pk. 1/10/100
# 8903S	# 8903T	3/4"	pk. 1/10/80
# 8904S	# 8904T	1"	pk. 1/4/16
# 8905S	# 8905T	1-1/4"	pk. 1/4/16
# 8906S	# 8906T	1-1/2"	pk. 1/2/6
# 8907S	# 8907T	2"	pk. 1/2/12

Compression Valves—Standard port 400 lb. WOG

# 8902C	5/8" Comp. (1/2" Nom.)	pk. 1/10/100
# 8903C	7/8" Comp. (3/4" Nom.)	pk. 1/10/80

BRASS BALL VALVE-DUAL RATED

- Full port
- 600 lb. WOG
- Forged brass construction
- CSA approved for gas use
- Fly tag w/ retail bar code



# 8902TC	1/2" FPT	pk. 1/10/100
# 8903TC	3/4" FPT	pk. 1/10/80

BRASS BALL VALVES FOR PEX

- 400 lb. WOG
- NSF61-8



# B63050LF	1/2"	pk. 1/120
# B63075LF	3/4"	pk. 1/80
# B63100LF	1"	pk. 1/36

PIPEBITE PUSH-ON BALL VALVES

- Full port
- 600 lb. WOG
- Forged construction




# CC10085	1/2"	pk. 1/3
# CC10090	3/4"	pk. 1/3

Valves (continued)

PVC BALL VALVES

- Fits Sch. 40 or Sch. 80
- 1 pc. construction
- White



Solvent	Threaded		
# 8800S	# 8800T	1/2"	pk. 1/100
# 8801S	# 8801T	3/4"	pk. 1/100
# 8802S	# 8802T	1"	pk. 1/50
# 8803S	# 8803T	1-1/4"	pk. 1/50
# 8804S	# 8804T	1-1/2"	pk. 1/24
# 8805S	# 8805T	2"	pk. 1/24

CPVC BALL VALVES

- Cream color
- Fits Copper-tube-size
- Solvent



# 8701	1/2"	pk. 1/10/100
# 8702	3/4"	pk. 1/10/100

BRASS GATE VALVES

- 200 lb. WOG
- Fly tag w/ retail bar code



COP	FPT		
	# 8931T	3/8"	1/12/120
# 8932S	# 8932T	1/2"	1/10/100
# 8933S	# 8933T	3/4"	1/10/100
# 8934S	# 8934T	1"	1/5/50
	# 8935T	1-1/4"	1/3/30
	# 8936T	1-1/2"	1/3/30
# 8937S	# 8937T	2"	1/2/18



BRASS STOP & WASTE VALVES

- Fly tag w/ retail bar code



# 8960S	1/2" COP	pk. 1/12/72
# 8960T	1/2" FPT	pk. 1/12/72
# 8850	5/8" Comp. (1/2" Nom.)	pk. 1/12/72
# 8961T	3/4" FPT	pk. 1/12/72
# 8962	5/16" x 24T Bleeder Cap	pk. 10/2000



Valves (continued)

BRASS STOP (GLOBE) VALVES

- Fly tag w/ retail bar code



COP	FPT			
# 8950S	# 8950T	1/2"	pk. 1/12/72	
	# 8951T	3/4"	pk. 1/12/72	

BRASS LONG BONNET STOP VALVE

- Fly tag w/ retail bar code



COP	FPT			
# 2280720	# 2280710	1/2"	pk. 1/12/72	

BRASS ANGLE STOP VALVE

- Fly tag w/ retail bar code



FPT				
# 2180114	1/2"	pk. 1/10/100		

BRASS LONG BONNET ANGLE STOP VALVE

- Fly tag w/ retail bar code



COP	FPT			
# 2280740	# 2280730	1/2"	pk. 1/12/72	

BRASS SWING CHECK VALVES

- 150 lb. WOG



COP	FPT			
# 2200004	# 2200104	1/2"	pk. 1/10/100	
# 2200005	# 2200105	3/4"	pk. 1/10/100	
# 2200006	# 2200106	1"	pk. 1/5/40	
# 2200007	# 2200107	1-1/4"	pk. 1/5/40	
# 2200008	# 2200108	1-1/2"	pk. 1/4/24	
# 2200009	# 2200109	2"	pk. 1/2/20	

Valves (continued)

BRASS BOILER DRAIN

- 3/4" Garden hose outlet
- Fly tag w/ retail bar code

# 8970	1/2" MPT or 1/2" COP	1/10/100
# 8971	3/4" MPT	1/10/80
# 8972	1/2" FPT	1/12/96
# 2280340	3/4" FPT	1/8/80



BRASS HOSE BIBB

- 3/4" Garden hose outlet
- Rough brass
- Fly tag w/ retail bar code

# 8780	1/2" RB	1/12/96
# 8781	3/4" RB	1/12/72



BRASS SILLCOCK

- 3/4" Garden hose outlet
- Rough brass
- Fly tag w/ retail bar code

# 1886	1/2" FPT	1/8/80
# 2280500	1/2" COP	1/12/72
# 1887	3/4" FPT	1/8/80



FROST-PROOF SILLCOCKS

- 3/4" Garden hose outlet
- Fly tag w/ retail bar code

# 2261030	8"	1/2" MPT x 1/2" Sweat	pk. 1/2/24
# 2261040	10"	1/2" MPT x 1/2" Sweat	pk. 1/2/24
# 2261050	12"	1/2" MPT x 1/2" Sweat	pk. 1/2/24



# 2262020	6"	3/4" MPT x 1/2" FPT	pk. 1/2/24
# 2262030	8"	3/4" MPT x 1/2" FPT	pk. 1/2/24
# 2262040	10"	3/4" MPT x 1/2" FPT	pk. 1/2/24
# 2262050	12"	3/4" MPT x 1/2" FPT	pk. 1/2/24

BRASS LOOSE KEY HOSE BIBB

- 1/2" FPT inlet, 3/4" MGHOT outlet
- Complete w/ key
- Rough brass
- Fly tag w/ retail bar code

# 8760	pk. 1/12/120
--------	--------------



Valves (continued)

CHROME PLATED BRASS SINK BIBB

- 3/4" Garden hose outlet
- 1/2" FPT inlet w/ flange
- Fly tag w/ retail bar code



4510350 pk. 1/12/72

CHROME PLATED SINK BIBB

- Solid brass body
- Ceramic 1/4-turn cartridge
- Aerator outlet
- 1/2" FPT inlet w/ flange
- Tee handle
- 1.8 GPM



4510355 Chrome Plated Display Box pk. 1/12

BACKFLOW PREVENTER/VACUUM BREAKER

- 3/4" FGHTx 3/4" MGHT
- Fits on output of sillcocks, sink bibbs or boiler drains
- Break-off lock-screw for permanent installation
- Brass



6480 Boxed pk. 1/20/200

DIE CAST BARREL FAUCET

- 3/4 MPT
- Brass plated



4515020 Bulk pk. 1/10/100

GAS COCKS—CSA/AGA APPROVED

- Ball style
- FPT x FPT
- Fly tag w/ retail bar code



2496 1/2" pk. 1/12/144

2497 3/4" pk. 1/12/96

- 3/8" OD flare x 1/2" FPT
- Ball style
- Fly tag w/ retail bar code



2494 pk. 1/25/100

Stop Valves—Chrome Plated Brass

ANGLE VALVES, MULTI-TURN

- Celcom stems
- Sweat models have brass stems
- Bulk packed 1/10/200
- Carded packed 5/100



3728



3735



3720, 3721, 3723

INLET	OUTLET	CARDED	BULK
3/8 FPT	3/8" OD Comp.	# C3720	# 3720A
1/2" FPT	3/8" OD Comp.	# C3721	# 3721A
1/2" FPT	1/2" OD Comp.	—	# 3723A
1/2 FPT	1/4" OD Comp.	—	# 3738A
5/8" OD (1/2" nom.) Sweat	3/8" OD Comp.	# C3735	# 3735A
5/8" OD Comp.	3/8" OD Comp.	# C3728	# 3728A

STRAIGHT VALVES, MULTI-TURN

- Celcom stems
- Sweat models have brass stems
- Bulk packed 1/10/200
- Carded packed 5/100



3734



3731



3737, 3732



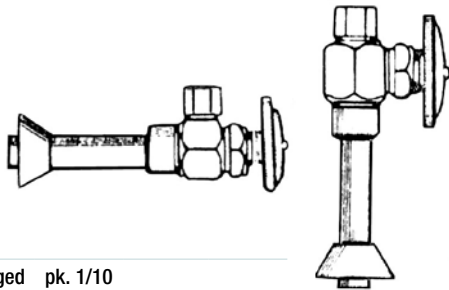
3730, 3731

INLET	OUTLET	CARDED	BULK
3/8" FPT	3/8" OD Comp.	# C3730	# 3730A
1/2" FPT	3/8" OD Comp.	# C3731	# 3731A
5/8" OD (1/2" nom.) Sweat	3/8" OD Comp.	# C3734	# 3734A
5/8" OD Comp.	3/8" OD Comp.	# C3737	# 3737A
3/8" OD Comp.	3/8" OD Comp.	# C3732	—

Stop Valves (continued)

**STOP VALVES W/
5" EXTENSION, CP**

- 3/8" OD outlet
- Extension slips over 5/8" OD copper



# 3745A	Angle	Bagged	pk. 1/10
# 3746A	Straight	Bagged	pk. 1/10

3-WAY STOPS

- Celcom stems
- Bulk packed 1/10/200
- Carded packed 5/100



INLET	OUTLET	CARDED	BULK
1/2" Female IPT	3/8" OD x 3/8" OD	# C3740	# 3740A
1/2" Female IPT	3/8" OD x 1/4" OD	# C3742	# 3742A
5/8" OD (1/2" nom.) Comp.	3/8" OD x 3/8" OD	# C3741	# 3741A

OVAL HANDLE

- For stop-valves
- 12 Spline



# 3725	Bulk	pk. 1/500/1000
--------	------	----------------

1/4 TURN BALL TYPE ANGLE VALVE

- Chrome plated



# C3713	3/8" FPT x 3/8" OD	Carded	pk. 5/100
# C3712	5/8" Sweat x 3/8" OD	Carded	pk. 5/100
# C3715	1/2" FPT x 3/8" OD	Carded	pk. 5/100
# C3716	5/8" Comp. x 3/8" OD	Carded	pk. 5/100

1/4 TURN BALL TYPE STRAIGHT VALVE

- Chrome plated

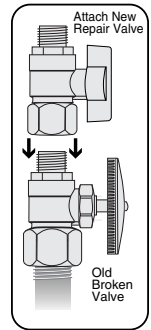


# C3714	3/8" FPT x 3/8" OD	Carded	pk. 5/100
# C3717	5/8" Sweat x 3/8" OD	Carded	pk. 5/100
# C3718	1/2" FPT x 3/8" OD	Carded	pk. 5/100
# C3719	5/8" Comp. x 3/8" OD	Carded	pk. 5/100

Stop Valves (continued)

1/4 TURN REPAIR VALVE

- Attach to outlet of broken valve to give you another valve
- Chrome plated



# C3701	3/8" F Comp Swivel x 3/8" OD Comp	Carded	pk. 5/100
---------	-----------------------------------	--------	-----------

PEX STOP VALVES

- Chrome plated



# 3702A	Angle	Bulk	pk. 1/10/100
# 3703A	Straight	Bulk	pk. 1/10/100
# C3702	Angle	Carded	pk. 5/100
# C3703	Straight	Carded	pk. 5/100

PIPEBITE – PUSH-ON CP STOP VALVES

- 1/4" Turn ball style
- Chrome plated
- Pushes onto copper, CPVC, PEX, & polybutylene
- Simple to remove from pipe w/ removal tools
- Code approved
- 5/8" OD (1/2 CTS) inlet x 3/8" OD comp outlet



# CC10170	Straight	Display Bag	pk. 1/5
# CC10175	Angle	Display Bag	pk. 1/5

EASY CONNECT TEE, BRASS

- Attaches to outlet of stop valve to give you two outlets

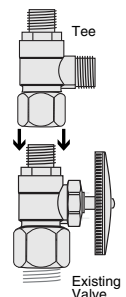


3/8" F. Comp x 3/8" M. Comp x 3/8" M. Comp

# 3516A	Bulk	pk. 1/25/200
# C3516	Carded	pk. 5/100

3/8" F. Comp x 3/8" M. Comp x 1/4" M. Comp

# 3515A	Bulk	pk. 1/25/200
# C3515	Carded	pk. 5/100



Valve Accessories

VALVE & SILLCOCK HANDLES

- Die cast (handle color may vary)



12 Point-Wheel

1002P Bulk pk. 1/10/800

C1002 Carded pk. 12/144

.280 Square-Wheel

1009P Bulk pk. 1/10/800

.285 Square-Unbroached Wheel

- Held Down by Nut on Top of Valve Stem

C8929 Carded pk. 12/144

GRAPHITE VALVE STEM PACKING

- String coated w/graphite
- Re-closeable pop-out spool
- Individual spools
- Non-asbestos



8063020 1/4" Thick 8' Spool pk. 1/100

8063010 1/8" Thick 10.5' Spool pk. 1/100

VALVE PACKING

- 3/32" x 2' graphite coated stem packing
- Can be used to replace packing
- Also used on valves



C1699 Carded pk. 6/144

WATER METER COUPLINGS

- Solid brass
- Complete w/ swivel nut, tailpiece & washer



	Male	Female Swivel	
# 7800	1/2" MPT	3/4"	pk 1/25/100
# 7801	3/4" MPT	1"	pk 1/25/100
# 7802	1" MPT	1-1/4"	pk 1/10/100

WATER METER COUPLING WASHER


- Neoprene

# 7810	1/2" (5/8")	Bulk	pk. 1/500/2000
# 7811	3/4"	Bulk	pk. 1/500/2000
# 7812	1"	Bulk	pk. 1/500/2000



Valve Accessories (continued)

4-WAY SILLCOCK KEY



1105 Bulk pk. 1/50/100

C1105 Carded pk. 4/72

AQUA-GUARD VALVE LOCKS

- Prevents unauthorized use of water & protects your hose (hose cannot be removed from the valve while Aqua-Guards are in place)
- Made out of a poly aluminum substitute which combines the strength & durability of poly w/ the look of aluminum
- All Aqua-Guards work w/ any standard padlock



8923P



8924P



8925P

8923P Fits Wall Mount Sillcock, No-Kinks or Hose Bibbs pk. 1/12

8924P Fits Free-Standing Boiler Drains, Frost-Free pk. 1/12

FIRE HYDRANT ADAPTERS

- Solid brass w/ washer
- Adapt hydrant threads to standard hose threads

2-1/2 F. NST x 3/4 M. GHT



6799 Bulk pk. 1/10/50

AquaPlumb® Air Valves

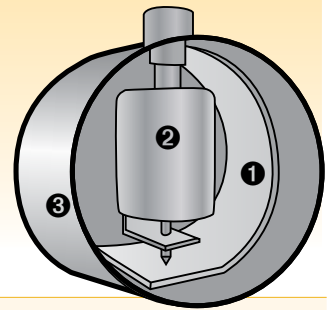
Look to AquaPlumb® for the best value in steam, air & hot water valves for radiant heating. We offer guaranteed quality that compares to the national brands at a significantly better price point.

Product Features & Uses: AquaPlumb® valves are designed to get the unwanted air out of heating systems quickly. New valves will increase the efficiency of the heating system, saving money on fuel & long term maintenance.

- ❶ Actuator – Non-Corrosive Bi-Metal
- ❷ Float – Brass
- ❸ Body – Brass

Vent Hole Diameters:

- 4 .040
- 5 .070
- 6 .0935
- C .1285
- D .1850



ITEM #	HOFFMAN® NUMBER	GORTON® NUMBER	MAID-O-MIST® NUMBER	USE
# H40	40			One-Pipe Steam Systems – at the Radiator
# H41	41			Small Steam Systems
# H43	43			Small Steam Systems
# 418A		4	4	On Radiators in Room w/ Thermostat or on Radiators That Effect the Thermostat
# 518A		5	5	On Radiators Near the Boiler & in Warm Rooms
# 618A		6	6	On Radiators Further From the Boiler & in Cold Rooms (ie. 2 nd Floor)
# C18A		C	C	On Radiators Furthest From the Boiler (ie. 3 rd Floor)
# D18A		D	D	On Radiators Needing a Lot of Venting (ie. Long Branches or Extra Large Radiators)
# C18S		C	C	On Radiators Furthest From the Boiler (ie. 3 rd Floor)
# D18S		D	D	On Radiators Needing a Lot of Venting (ie. Long Branches or Extra Large Radiators)
# C14S		C	C	On Radiators Furthest From the Boiler (ie. 3 rd Floor)
# D14S		D	D	On Radiators Needing a Lot of Venting (ie. Long Branches or Extra Large Radiators)
# 13412S	45	1	1	Used at End of Short Main or Main Running to Warm Side of Building

HVAC Valves

COMFORT ZONE® RADIATOR VALVES

ITEM#	NUMBER	DESCRIPTION	PACK
# H40	605665	1/8" Angle Steam Vent	1/12
# H41	605667	1/8" Straight Steam Vent	1/12
# H43	605666	1/4" Straight Steam Vent	1/12
# 418A	605840	#4 1/8" Angle Air Valve	1/12
# 518A	605839	#5 1/8" Angle Air Valve	1/12
# 618A	605842	#6 1/8" Angle Air Valve	1/12
# C18A	605843	#C 1/8" Angle Air Valve	1/12
# D18A	605844	#D 1/8" Angle Air Valve	1/12
# C18S	605848	#C 1/8" Straight Air Valve	1/12
# D18S	605849	#D 1/8" Straight Air Valve	1/12
# C14S	605853	#C 1/4" Straight Air Valve	1/12
# D14S	605854	#D 1/4" Straight Air Valve	1/12
# 13412S	605857	3/4" x 1/2" Main Steam Vent	1/12

All items packed in individual boxes



H40

H41 / H43



13412S



C,D Straight



4,5,6,C,D Angle

RADIATOR AIR VALVES

• Brass



# 4081010	1/8" Angle	Bulk	pk. 1/12/144
# 4080010	1/8" Angle (adjustable)	Bulk	pk. 1/12/144
# 4082010	1/8" Straight	Bulk	pk. 1/12/144
# 4082020	1/4" Straight	Bulk	pk. 1/12/144
# 4082030	3/4" x 1/2" Straight	Bulk	pk. 1/12/144

COIN KEY AIR VALVE

• Nickel plated brass

4060010 Bulk pk. 5/100/1000



COIN KEY ONLY

• Nickel plated die-cast

4064010 Bulk pk. 5/5000



HVAC Valves

HOFFMAN® AIR VALVES

# 4000010	#508	1/8" Straight	Boxed	pk. 1/25
# 4001010	#1A	1/8" Angle	Boxed	pk. 1/6
# 4002010	#40	1/8" Angle	Boxed	pk. 1/12
# 4003010	#41	1/8" Straight	Boxed	pk. 1/6
# 4003020	#43	1/4" Straight	Boxed	pk. 1/6
# 4003030	#45	3/4" x 1/2" Straight	Boxed	pk. 1/6
# 4003220	#75	Main Vent	Boxed	pk. 1
# 4003235	#79	3/4" Water Main Vent	Boxed	pk. 1
# 4003195	#17C	1/2" Angle Trap	Boxed	pk. 1



H40

GORTON® AIR VALVES

# 4010010	#4	1/8" Angle	Boxed	pk. 1/12
# 4010020	#5	1/8" Angle	Boxed	pk. 1/12
# 4010030	#6	1/8" Angle	Boxed	pk. 1/12
# 4010040	#C	1/8" Angle	Boxed	pk. 1/12
# 4010050	#D	1/8" Angle	Boxed	pk. 1/12
# 4010070	#4	1/8" Straight	Boxed	pk. 1/10
# 4010080	#5	1/8" Straight	Boxed	pk. 1/10
# 4010090	#6	1/8" Straight	Boxed	pk. 1/10
# 4010100	#C	1/8" Straight	Boxed	pk. 1/10
# 4010110	#D	1/8" Straight	Boxed	pk. 1/10
# 4010500	#4	1/4" Straight	Boxed	pk. 1/10
# 4010520	#6	1/4" Straight	Boxed	pk. 1/10
# 4010530	#C	1/4" Straight	Boxed	pk. 1/10
# 4010540	#D	1/4" Straight	Boxed	pk. 1/10
# 4011010	#1	3/8" Straight	Boxed	pk. 1/10
# 4011020	#1	3/4" x 1/2" Straight	Boxed	pk. 1/10
# 4011030	#2	1/2" Straight	Boxed	pk. 1/10
# 4020030	#75	Hot Water 1/8" Vertical	Boxed	pk. 1/12



MAID-O-MIST® AIR VALVES

# 4006020	#67	1/8" Straight	Boxed	pk. 1/12
# 4006040	#72	Auto 3/4" MPT x 1/2" FPT	Boxed	pk. 1/12
# 4006060	#1	Main Steam Vent	Boxed	pk. 1/12
# 4007010	#4	1/8" Angle	Boxed	pk. 1/12
# 4007020	#5	1/8" Angle	Boxed	pk. 1/12
# 4007030	#6	1/8" Angle	Boxed	pk. 1/12
# 4007040	#C	1/8" Angle	Boxed	pk. 1/12
# 4007050	#D	1/8" Angle	Boxed	pk. 1/12
# 4007110	#4	1/8" Straight	Boxed	pk. 1/12
# 4007120	#5	1/8" Straight	Boxed	pk. 1/12
# 4007130	#6	1/8" Straight	Boxed	pk. 1/12
# 4007140	#C	1/8" Straight	Boxed	pk. 1/12
# 4007150	#D	1/8" Straight	Boxed	pk. 1/12
# 4007220	#5	1/4" Straight	Boxed	pk. 1/12
# 4007230	#6	1/4" Straight	Boxed	pk. 1/12
# 4007240	#C	1/4" Straight	Boxed	pk. 1/12
# 4007250	#D	1/4" Straight	Boxed	pk. 1/12



HEAT TIMER® VALVES

# 4065010	Angle	Boxed	pk. 1
# 4065020	Straight	Boxed	pk. 1



HVAC Valves Accessories

BRONZE STEAM RADIATOR ANGLE VALVES



# 4440210	1/2"	Bulk	pk. 1/10/60
# 4440220	3/4"	Bulk	pk. 1/6/48
# 4440230	1"	Bulk	pk. 1/4/36
# 4440240	1-1/4"	Bulk	pk. 1/2/24
# 4440250	1-1/2"	Bulk	pk. 1/2/18

BRONZE HOT WATER RADIATOR ANGLE VALVES



# 4210110	1/2"	Bulk	pk. 1/6/60
# 4210120	3/4"	Bulk	pk. 1/6/48

BRONZE RADIATOR GATE VALVE (STRAIGHT)



# 4445000	3/4"	Bulk	pk. 1/8/48
# 4445010	1"	Bulk	pk. 1/4/36
# 4445020	1-1/4"	Bulk	pk. 1/2/24

BRONZE CONVECTOR ANGLE VALVES



# 4440430	1"	Bulk	pk. 1/4/36
# 4440440	1-1/4"	Bulk	pk. 1/2/20

HVAC Valve Accessories (Continued)

STEAM VALVE REPLACEMENT DISK

# 4450230	1"	Bulk	pk. 4/1000
# 4450240	1-1/4"	Bulk	pk. 4/1000



RADIATOR NUT & TAILPIECE

# 4450030	1"	Bulk	pk. 1/10/100
# 4450040	1-1/4"	Bulk	pk. 1/10/50



RADIATOR ELBOW, NUT & TAILPIECE

# 4450110	1/2"	Bulk	pk. 1/10/100
# 4450120	3/4"	Bulk	pk. 1/10/100
# 4450130	1"	Bulk	pk. 1/10/50



RADIATOR SPUD WRENCH

- Malleable iron
- 6 Sizes

# 1120	Bulk	pk. 1/10/20
--------	------	-------------



3-IN-1 RADIATOR REPAIR TOOL


- For re-tapping & reaming out radiators
- Steel

# C1126	Carded	pk. 6/72
---------	--------	----------



RADIATOR VALVE HANDLES—FITS ALL STYLES

- Black hi-impact plastic handle



3-in-1 Handle



4 in 1 Handle




3 Screw Handle

# 4505010	3-in-1 Handle	Bulk	pk. 1/250/500
# 4506020	3 Screw Handle	Bulk	pk. 1/25/500
# 4506010	4-in-1 Handle	Bulk	pk. 1/25/500

HVAC Valve Accessories (Continued)

WATER HEATER RELIEF VALVE

- 3/4" MPT
- 150 lb.
- Long element



# 0350	Standard Shank	Boxed	pk. 1/10
# 0350A	Extended Shank	Boxed	pk. 1/10

BOILER RELIEF VALVE/POP SAFETY VALVE

- 3/4" MPT



# 0351	30#	Boxed	pk. 1/10
# 0351A	15#	Boxed	pk. 1/10

GAUGE GLASS

- 5/8"
- 12/Pack


# 4290010	8"	Bulk	pk. 1
# 4290020	10"	Bulk	pk. 1
# 4290030	12"	Bulk	pk. 1
# 4290040	14"	Bulk	pk. 1



Order by the number of packs you want. Example: ordering 2 will get you 24 glasses.

GAUGE GLASS CUTTER

# 1145	Bulk	pk. 1/25/50
--------	------	-------------




GAUGE GLASS ACCESSORIES

# 8060010	5/8" Washer	Bulk	pk. 100/5000
# 4285110	5/8" Nut (Brass)	Bulk	pk. 25/500
# 4285120	5/8" Friction Ring	Bulk	pk. 100/2000



12" WATER GAUGE GLASS SET

# 4285020	1/2" Inlet	Boxed	pk. 1/25
-----------	------------	-------	----------



HVAC Valve Accessories *(continued)*

THERMOCOUPLES

- Universal replacement

# TC18	18"	Carded	pk. 1/10/100
# TC24	24"	Carded	pk. 1/10/100
# TC30	30"	Carded	pk. 1/10/100
# TC36	36"	Carded	pk. 1/10/100
# TC48	48"	Carded	pk. 1/10/100



SELF-TAPPING BOILER REPAIR PLUGS

- Steel w/ rubber gasket

# 4424010	1/4"	Bulk	pk. 1/144
# 4424020	5/16"	Bulk	pk. 1/144
# 4424030	3/8"	Bulk	pk. 1/144



FIT-ALL ACE BOILER REPAIR PLUG

- Steel
- 12/ Display card

*Order the number of cards you want

# 1240	pk. 1
--------	-------



CAST IRON BOILER PLUGS

# 4431000	2"	Bulk	pk. 1/5/25
# 4431010	2-1/2"	Bulk	pk. 1/6/18
# 4431020	3"	Bulk	pk. 1/6/12



PRESSURE GAUGE

- 1/4" Bottom connection



# 4350010	2"	0-15#	Boxed	pk. 1/100
# 4350020	2"	0-30#	Boxed	pk. 1/100
# 4350030	2"	0-60#	Boxed	pk. 1/100
# 4350040	2"	0-100#	Boxed	pk. 1/100
# 4350050	2"	0-160#	Boxed	pk. 1/100
# 4350060	2"	0-200#	Boxed	pk. 1/100
# 4350250	2"	0-300#	Boxed	pk. 1/100

HVAC Valve Accessories *(continued)*

WATER TEST GAUGE

- 2" Face
- 0-300# Range
- 3/4" FGT swivel fitting



# 4350260	Boxed	pk. 1/10
-----------	-------	----------

THERMOSTATS



T87K-10047



IE30-N-910



1C20-101




1A65W-641

# 4305015	T87K-1007	24V (heat only) No Mercury	Boxed	pk. 1
# 4306010	IE30-N-910	Snap Action 24V (heat only)	Boxed	pk. 1
# 4347200	1C20-101	Snap Action 24V (heat only)	Boxed	pk. 1
# 4347793	1A65W-641	Dial 24V (heat only)	Boxed	pk. 1

24 VOLTS BOILER TRANSFORMER

- 120 Volts to 24 Volts, 40VA MAX.
- Mounting plate included



# 40VA	Boxed	pk. 1/20
--------	-------	----------

ICE-MAKER / HUMIDIFIER HOOK-UP KIT

- Brass self-tapping valve
- Fittings & tubing. (1/4" OD tubing – FDA approved material)
- Compression union
- All parts needed to connect to copper & poly tubing



# C3499A	25 ft. Poly Tubing AB1953 Ultra Low Lead Compliant	Carded	pk. 6/48
# C3498	15 ft. Copper Tubing	Carded	pk. 4/24

Faucet Tools

FAUCET HANDLE PULLER

- Removes canopy lever handles quickly & easily w/out scratching



C1104 Carded pk. 4/36

LARGE HANDLE PULLER

- 2 Stage handle puller for narrow & wide faucet handles



1104B Bulk pk. 1/25/50

DELUXE HANDLE PULLER

- Removes all canopy lever handles quickly & easily w/out scratching
- Counter-weight to pull hard-to-remove handles



1104A Bulk pk. 1/5/25

6 PC. SOCKET WRENCH SET

- Permits easy access to recessed valve stem
- Eliminates chipped tile around valve stem opening



C1102 Carded pk. 4/24

1102 Boxed pk. 1/20

INDIVIDUAL SOCKETS



8338110 21/32" x 27/32" Bulk pk. 1/100/200

8338120


Fits Gerber* 29/32" x 31/32" Bulk pk. 1/50/100

8338130 1-1/32" x 1-3/32" Bulk pk. 1/6/72

Faucet Tools (continued)

FAUCET / SHOWER VALVE SEAT WRENCHES

- Made of hardened Steel for easy removing & installing of renewable seats
- Square on one end, hex on other to fit any seat



1121 Stepped Straight Bulk pk. 1/10/100

1123A Tapered Straight Bulk pk. 1/10/100

1125A Stepped 6" x 6" Angle Bulk pk. 1/100

1124 Tapered 6" x 6" Angle Bulk pk. 1/25/100

C1124 Tapered 6" x 6" Angle Carded pk. 4/72

RATCHETING SEAT REMOVAL WRENCH SET

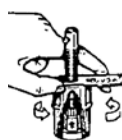
- 4 pc. - ratcheting tool & 3 wrenches
- Hardened steel
- Plastic storage sleeve



C1108 Carded pk. 4/36

CARTRIDGE PULLER FOR MOEN*

- Pulls all cartridges (both brass & plastic)
- Also pulls Posi-Temp
- Will pull both stem & barrel



C1122 Hanger Bag pk. 1/3/36

FAUCET RESEATER KIT

- Re-finishes top of faucet seats to cure dripping faucets



1114 Standard Kit Bulk pk. 1/25/100

*Brand Names mentioned in this catalog reference OEM Manufacturers. Please do not confuse AQUA PLUMB® with the OEM Mfg. whose parts these are intended to replace.

Faucet Tools *(continued)*

O-RING PULLER

- Used to remove o-rings & other washers



1130P Bulk pk. 5/1000

DELUXE O-RING & WASHER PICK

- Heavy hex shape body
- 2 Different hooks for different styles of rings & washers



97878 Bulk pk. 5/100

BASIN WRENCHES

- For use on basin & toilet nuts, ballcocks, etc.
- Made of drop forged Steel w/ hardened teeth
- May be opened either to the right or to the left
- Spring loaded, reversible jaws
- Fits 3/8" – 1-1/4" nuts



C1715 11" Long Carded pk. 4/32

1715B 15" Long Bulk pk. 1/20/40

ADJUSTABLE LENGTH WRENCHES

- Telescopic shaft adjusts from 10" to 17"
- Standard fits 3/8" – 1-1/4" nuts
- Large fits 1-1/4" – 2-1/2" nuts



C1715A Standard Carded pk. 4/24

LARGE JAW ADJUSTABLE LENGTH BASIN WRENCH

- Large jaw works on nuts from 1-1/4" through 2-1/2" (standard smaller jaw will cover 3/8" through 1-1/4")
- Telescoping shaft adjusts from 10" to 17" overall length
- Cast Iron jaws w/ spring action



1715C Large Head Bulk pk. 1/25

Strainer Wrenches

SUPER HEAVY DRAIN REMOVAL TOOL

- Cast Iron
- Can be used on all tub drains, sink drains or other strainers
- Insert into drain, turn until tight & spin the drain out!



1714 Boxed pk. 1/5

DUMBBELL STYLE STRAINER WRENCH

- Cast Aluminum
- Fits virtually every strainer
- Hex body to fit wrench
- Hole for inserting screwdriver for additional leverage



C1101 Carded pk. 4/24

STRAINER WRENCH

- For installation/removal of most tub & sink drains
- Plated Steel



C1127 Carded pk. 4/48

4-WAY PO PLUG WRENCH

- Malleable Iron



C1106A Carded pk. 4/72

PO PLUG WRENCH

- Malleable Iron



1106P Bulk pk. 1/50/100

Strainer Wrenches *(continued)*

Do-All Plumber's Wrench

- Large handle for greater leverage when tightening or loosening lock nuts
- Fits most standard size basket strainers including: AquaPlumb®, Jones Stephens, Opella, Duo, Twist-Lock & Plastic Models
- Fits most shower stall drains



J40019 1/Card pk. 1/10/40

Strainer Nut Wrench

- Cast



8366030 Bulk pk. 1/25/50

Strap Wrench


- Heavy malleable construction w/ high tensile strength strap
- For use on Chrome parts to prevent scratching
- 7" Length



1719 Bulk pk. 1/25/50

Adjustable Spud Wrench

- Malleable
- Fly away tag



C2862 pk. 4/36

Tubing & Piping Cutters

Mini Tubing Cutter

- Cuts 1/8" to 7/8" OD tubing



C1111 Carded pk. 6/72

Standard Tubing Cutter

- Cuts 1/8" to 1-1/8" OD tubing



C1107 Carded pk. 1/12/36

Circular Tubing Cutter

- For Copper, Aluminum, & PVC tubing
- Self-clamping & self-aligning
- Easy to use in close quarters
- Extra heavy metal body for long life



J40260 1/2" (5/8" OD) 1/Card pk. 1/100

J40261 3/4" (7/8" OD) 1/Card pk. 1/60

J40263 Replacement Cutter Wheels 2/Card pk. 1/500

Tubing & Piping Cutters *(continued)*

Deluxe Tubing Cutter

- Ratcheting
- Cuts 1/4" to 2" OD tubing



1109C Bulk pk. 1/6/48

Pipe & Hose Cutter

- Turn tubing while squeezing cutter
- Clean cut - no burrs



4650 Bulk pk. 1/12/72

Plastic Pipe Cutter

- Durable epoxy coated finish
- Cuts plastic pipe, rubber tube or hose
- Cuts 1/2" to 1-5/8" pipe
- Ratcheting



C1113 Carded pk. 1/4/36

Cable Saw for Plastic Pipe

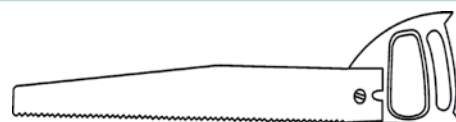
- 36" Stainless Steel cable
- Vinyl coated handles
- Works in very tight spaces
- Only needs 1/4" clearance



C1133 Carded pk. 1/10/100

Plastic Pipe Saw

- Aluminum handle
- Cuts PVC & ABS



1128 Saw Bulk pk. 1/10/60

1129 Replacement Blade Bulk pk. 1/50/100

6" Mini Hacksaw

- Heavy duty metal frame
- Fine cut-24 teeth



41323 Saw Carded pk. 5/50

41324 10 pk. Replacement Blade Carded pk. 5/50

Tubing & Piping Cutters *(continued)*

12" HACKSAW BLADES

- Precision ground & heat treated cutting edges
- Fits all standard hack saws

# HSB12	5 pk.	Carded	pk. 12/144
# 41325	10 pk.-24 teeth	Carded	pk. 5/50
# 41326	10 pk.-32 teeth	Carded	pk. 5/50



ADJUSTABLE HACKSAW

- 10"-12" Adjustable length
- Cast zinc alloy handle
- 3-1/2" Clearance
- Blade included



# 92149	Carded	pk. 6/36
---------	--------	----------

12" SQUARE TUBULAR ALUMINUM HACKSAW

- Two blade position: standard & 55° for special cutting
- Rust resistant Chrome plated square tube stores extra blades



3-3/4" DEPTH OF CUT

# 92151	Carded	pk. 6/36
---------	--------	----------

Solder Tools

SOLID BRASS PENCIL TORCH

- Use w/ propane gas Rates to 3,452 °F (1,800 °C)
- Oversize flame adjustment knob
- For soldering Copper pipes, loosening rusty nuts & bolts, thawing frozen metal pipes, lighting charcoal, various crafts & hobbies
- CSA approved



# MP1	pk. 1/6/48
-------	------------

SELF-IGNITING TORCH

- Use w/ propane gas Rates to 3,452 °F (1,800 °C)
- Piezo igniter for instant flame
- Oversize flame adjustment knob
- For soldering Copper pipes, loosening rusty nuts & bolts, thawing frozen metal pipes, lighting charcoal, various crafts & hobbies
- Brass body, Plastic housing, Stainless Steel tip
- CSA approved



# MPA1	pk. 1/6
--------	---------

Solder Tools *(continued)*

HEAVY DUTY SELF IGNITING TORCH

- Use w/ either propane or MAPP gas Rated to 3,992 °F (2,200 °C)
- Cyclone flame pattern for concentrated high heat
- Piezo igniter for instant flame
- Adjustable knob for variable flame patterns
- Safety lock feature to prevent accidental ignition
- Ignition lock for continuous use
- Cast body for durability, strength & long life
- Ergonomic handle design
- Stainless steel nozzle w/ brass tip



# MPAC1	pk. 1/6
---------	---------

TORCH LIGHTER

- Fits 9/16" flint
- Tool can be used & demonstrated w/o removing or damaging the card



# C1131	Card	pk. 1/6/96
---------	------	------------

5 PK. FLINTS FOR TORCH LIGHTER

- 5 pc. in convenient plastic holder
- Fits virtually every lighter in the market
- 9/16"



# 1131A	Bulk	pk. 1/50/900
---------	------	--------------

ACID BRUSHES

- Horse hair brushes
- Tin handles, 6" long
- 3/8" Wide brush
- 25 pk.



*** Order the number of packs you want**

# 1198x25	Bulk	pk. 1/25/100
-----------	------	--------------

ACID BRUSH KIT

- Horse hair brushes
- Tin handles, 6" long
- 3/8" Wide brush



# BW02366	Header Card	6 Card	pk. 1/24/144
-----------	-------------	--------	--------------

COPPER FITTING CLEANING BRUSHES

# 1157	Fits 1/2" Fittings	Fly Away Tag	pk. 12/288
# 1158	Fits 3/4" Fittings	Fly Away Tag	pk. 12/288
# 1159	Fits 1" Fittings	Fly Away Tag	pk. 12/288



Soldering Tools *(continued)*

4-IN-1 COPPER FITTING & TUBING BRUSH

- 1/2" & 3/4" Fitting brushes
- 1/2" & 3/4" Tube cleaning tools



C1157A 1/Card pk. 4/72

COPPER TUBING CLEANING TOOL

- 3/4" (7/8" OD) Copper



8654005 Boxed pk. 1

OPEN GRIT PLUMBERS SAND CLOTH

- Mesh style allows sanded material to escape & get out of the way
- 1-1/2" Wide x 5 yards



8560000 1/Display Box pk. 1/50

PLUMBERS SAND CLOTH

- For cleaning Copper pipe & fittings
- 120 Grit Aluminum Oxide
- Ind. display boxes



8560005 1-1/2 wide x 5 yards pk. 1/100

8560010 1-1/2 wide x 10 yards pk. 1/50

SCOURING PAD

- For cleaning Copper before sweating
- For general scouring
- Green
- 6" x 9"
- 2/Header card



C1554 Header Card pk. 5/50

Wrenches

ADJUSTABLE PIPE WRENCHES

- Heavy duty
- High alloy Steel
- Drop forged jaws



98702 8" Display Sleeve pk. 6/36

98703 10" Display Sleeve pk. 6/24

98704 14" Display Sleeve pk. 6/12

98705 18" Display Sleeve pk. 1/6

98706 24" Display Sleeve pk. 1/6

FLUSHOMETER WRENCH

- Angled to fit in cramped spaces
- Smooth jaws protect finishes
- Fits 1-1/8" through 2-5/8"



USE ANYWHERE THAT YOU NEED TO PROTECT THE FINISH!

TW-9 Bulk pk. 1/5

INTERNAL PIPE WRENCHES/NIPPLE EXTRACTORS

- Fits inside nipple & expands to hold tight while removing nipples & pipes



4011 Fits 3/8" IPS Bulk pk. 1/50/200

4012 Fits 1/2" IPS Bulk pk. 1/50/100

4013 Fits 3/4" IPS Bulk pk. 1/50/100

PIPE TAPS

- Made in USA
- Hardened Steel



8625010 1/8" Bulk pk. 1

8625020 1/4" Bulk pk. 1

8625030 3/8" Bulk pk. 1

8625040 1/2" Bulk pk. 1

8625050 3/4" Bulk pk. 1

8625060 1" Bulk pk. 1

8625070 1-1/4" Bulk pk. 1

8625080 1-1/2" Bulk pk. 1

8625090 2" Bulk pk. 1

SCREW STYLE PIPE/NIPPLE EXTRACTOR

- Made in USA
- Hardened Steel



8635010 1/8" Pipe Trade Size 4 Bulk pk. 1

8635020 1/4" Pipe Trade Size 5 Bulk pk. 1

8635030 3/8" Pipe Trade Size 6 Bulk pk. 1

8635040 1/2" Pipe Trade Size 7 Bulk pk. 1

8635050 3/4" Pipe Trade Size 8 Bulk pk. 1

8635055 1" Pipe Trade Size 9 Bulk pk. 1

NO HUB TORQUE WRENCH

- 60# Torque release
- 5/16" Drive fits no-hub couplings & gear clamps



1190 Bulk pk. 1/5/50

Plungers

**TRADITIONAL STYLE
FORCE CUP**



104P-106P

Item	Description	Handle	Cup	
# 104P	Sink Plunger	9" Hardwood	4" Red	Bulk pk. 12/48
# 105P	Household Plunger	18" Hardwood	5" Red	Bulk pk. 12/48
# 106P	Plumber's Plunger	18" Hardwood	6" Red	Bulk pk. 12

MASTER STYLE



S01

S02PDQ

# S01	The HYDRO-TRUST Heavy Duty Plunger	21" Hardwood	Black w/ XL-Tail Piece	Bulk	pk. 24
# S02PDQ	Deluxe Plunger	19" Hardwood	Black w/ Tail Piece	PDQ	pk. 12

PROFESSIONAL



T01

1474

1475

# T01	THRONEMASTER® Professional	18" Hardwood Yellow Handle	Black w/ Tail Piece	Bulk	pk. 4
# 1474	Bowl/Bell	21" Hardwood	Black	Bulk	pk. 10
# 1475	The Plumber's Plunger	18" Hardwood Yellow Handle	Black w/ Tail Piece	Bulk	pk. 12

Plungers (continued)

DELUXE PLUNGERS w/ HOLDER

- Convenient & discreet storage case opens & closes automatically
- Storage case encapsulates odors & keeps bathroom fresh



T03

T02

# T02	Double Trust Plunger w/ Holder	pk. 6
# T03	Plunger & Brush w/ Caddy	pk. 4

WATER FORCE® PLUNGER

- Heavy duty plunger for the Pro's
- Made of super strong Polyethylene



# W01	Bulk	pk. 12
-------	------	--------

ELITE® HOUSEHOLD PLUNGERS

- Clear lucite handle
- 6" Cup
- Blue cup
- 19" Handle



# 107P	Bulk	pk. 12
--------	------	--------

ELITE® JUNIOR PLUNGER

- Clear lucite handle
- 3" Cup
- Assorted cup colors



# 107JR	Bulk	pk. 6/48
---------	------	----------

HAND PLUNGER 3-1/2" CUP

- For sinks & water fountains
- Fits in tool boxes
- Red rubber



# 103P	Bulk	pk. 12/48
--------	------	-----------

Miscellaneous Tools

17" BREAKER BAR

- 1/2" Drive
- Chrome Vanadium



For use w/ #1139

1138 pk. 1/polybag pk. 1/4/24

WATER HEATER ELEMENT SOCKET

- Fits 1/2" or 3/4" drive
- Chrome Vanadium



for use w/ #1138

1139 pk. 1/polybag pk. 1/4/24

WATER HEATER ELEMENT REMOVAL TOOL

- Socket style wrench fits hex on most water heater elements
- W/ lever-rod
- Nickel-plated Steel



97875 pk. 1/polybag pk. 1/5/50

4-WAY SILLCOCK KEY

- Plated steel



1105 Bulk pk. 1/50/100

C1105 Carded pk. 4/72

FLARING TOOL


- Flares Copper or Aluminum tubing
- 7-Holes, flares 1/8" through 5/8" tubing



C1147 Carded pk. 6/24

MAKE-A-GASKET

- 6" x 6" x 1/16"
- Bulk, 10/bag
- Red rubber sheet
- Cut into gaskets, shims, vibration dampers, seals, etc.



***Order Number of Bags (10 packs) You Want. (i.e. 2 for 20 Pieces)**

1553P Bulk* pk. 1/20

C1553 1/Header Card pk. 10/100

24" CLAW PICK-UP TOOL

- Klaver Grifer style



8525010 Bulk pk. 1/25/100

Augers & Snakes

DISPOSAL WRENCH

- Insert into disposal to loosen jams



8366010 Bulk pk. 1/5/50

PIPE CLEARING FLUSHERS

- Uses water pressure from a sink or hose bibb to clear out a clogged drain
- FGHT hook up - fits any standard garden hose



DK1 DK2 DK3



DK1 Fits 1" to 2" Pipes Carded pk. 1/12/48

DK2 Fits 1-1/2" to 3" Pipes Carded pk. 1/12/48

DK3 Fits 3" to 6" Pipes Carded pk. 1/12/48

PLUNGER DISC HOLDER

- Holder fits on 1/2" pipe
- For removing obstructions in soil lines, curb drains, etc.
- Brass



1747 Bulk pk. 1/30/300

PLUNGER DISC

- Cloth inserted rubber



Holder & Disc Shown Assembled

1746 4" Bulk pk. 5/100

1746A 3" Bulk pk. 5/100

CANISTER AUGER W/ HANDLE

- 1/4" Spring wire
- Pistol-grip & turn-knob for positive control
- Thumb style lock-screw to lock wire



CA15-F 1/4" x 15 ft. 2/PDQ pk. 2

CA15 1/4" x 15 ft. Bulk pk. 1/4

CA25 1/4" x 25 ft. Bulk pk. 1/4

DRILL POWERED CANISTER AUGER W/ HANDLE

- Can be used w/ a drill or manually
- 1/4" Spring wire



CAD15 1/4" x 15 ft. Bulk pk. 1/4

CAD25 1/4" x 25 ft. Bulk pk. 1/4

Augers & Snakes *(continued)*

TOILET AUGER

- Steel tube & Rubber sleeves to protect pottery
- 3 ft.



1725 Display Sleeve pk. 1/12

SPRING TYPE DRAIN SNAKE

- W/ metal tube & thumb lock screw



# 8428010	1/4" x 8 ft.	Bulk	pk. 1/5
# 8428020	1/4" x 15 ft.	Bulk	pk. 1/5
# 8428030	1/4" x 25 ft.	Bulk	pk. 1/5
# 1722	1/2" x 50 ft.	Bulk	pk. 1/3

FLAT WIRE DRAIN SNAKE

- W/ frame
- Super strong, kink resistant, oil tempered Steel



# 8445110	1/2" x 25 ft.	Bulk	pk. 1/3
# 8445120	1/2" x 50 ft.	Bulk	pk. 1/3
# 8445140	1/2" x 100 ft.	Bulk	pk. 1/3

General Wire® Drain Cleaning Tools

HAND-HELD SPIN-THRU CANISTER AUGERS

- W/ metal pistol-style handle for increased control
- Rugged steel drum
- Locking thumb screw
- 1/4" Wire



ITEM #	GENERAL #	LENGTH	PUT-UP	PACK
# 367225	15SM	15'	1/Box	pk. 1
# 367226	25SM	25'	1/Box	pk. 1

FLEXICORE CLOSET AUGERS

- Inner core of Aircraft Grade Steel cable for increased strength & durability
- Increased resistance to kinking
- 3/4" Galvanized Steel tubes w/ Vinyl bumpers to protect porcelain



ITEM #	GENERAL #	LENGTH	TYPE	PUT-UP	PACK
# 367630	P3FL	3'	Standard	1/Sleeve	pk. 1
# 367640	P3FL-DH	3'	Down-Head	1/Sleeve	pk. 1

STANDARD CLOSET AUGERS

- Steel tubes w/ Vinyl bumpers to protect porcelain
- 3' Wire



ITEM #	GENERAL #	WIRE	TUBE	PUT-UP	PACK
# 367650	3JH	1/2"	3/4"	1/Sleeve	pk. 1
# 367651	3RB	3/8"	1/2"	1/Sleeve	pk. 1

General Wire® Drain Cleaning Tools *(continued)*

HANDYLECTRIC POWER DRAIN CLEANER

- Cleans lines up to 3" Dia.
- Quick Grip™ style chuck w/ tightening handle
- Variable speed drill style motor/control
- Aluminum drum, won't rust, resists dents
- 50 ft. capacity w/ 1/4" & 5/16" wire;
- 35 ft. capacity w/ 3/8" wire
- Includes 1/4" wire reinforced cable



ITEM #	GENERAL #	LENGTH	PUT-UP	PACK
# 367301	C-HEA	None	1/Box	pk. 1

WIRE FOR HANDYLECTRIC POWER DRAIN CLEANERS

- Flexicore, inner-cable style wires for strength & kink resistance
- Open female ends can accept any general wire cutting tip



ITEM #	GENERAL #	Wire	Length	End	PACK
# 367350	25HE1	1/4"	25'	Open	pk. 1
# 367360	50HE1	1/4"	50'	Open	pk. 1
# 367370	25HE1-DH	1/4"	25'	Down-Head	pk. 1
# 367371	25HE1-DDH	1/4"	25'	Dbl Down-Head	pk. 1
# 367380	25HE1-AC	1/4"	25'	Arrow-Head	pk. 1
# 367390	25HE2	3/8"	25'	Open	pk. 1
# 367400	35HE2	3/8"	35'	Open	pk. 1

WIRE ENDS FOR HANDYLECTRIC POWER DRAIN CLEANERS

- 5 pc. set includes AH, FAH, 1 1/4 SCB, BG, DH-BG
- Fits open-end wires



ITEM #	GENERAL #	Description	PACK
# 367310	HECS	5 pc. Cutter Set	pk. 1
# 367316	4SCB	4-Side Cutter Blade	pk. 1

DRAIN GUN

- Large hand-style chuck
- Variable speed drill style motor/control
- High-impact plastic, won't rust
- Funnel shaped front hand hold to guide & direct wire during use



ITEM #	GENERAL #	Wire	PUT-UP	PACK
# 367304	BD-J	1/4" x 25'	1/Box	pk. 1

KINETIC RAM REPAIR KIT

- Seals, O-rings & grease
- All parts to repair general wire kinetic ram



ITEM #	GENERAL #	Description	PACK
# 367344	KR-RK	Kit	pk. 1

AquaPlumb® Utility Sump Pumps & Accessories

AquaPlumb pumps offer the quality & features of any major name brand. Check our performance against the competition.

All pumps are UL approved, CSA approved for sale in Canada & feature rugged switches & overheat protection w/ a full 2 year warranty. Our bold modern packaging, adds value w/o adding to cost & clearly lists features & benefits of each model.

AQUA PLUMB® MODEL #	FLOTEC® MODEL #	HEAD AQUA PLUMB / FLOTEC	G.P.H. AQUA PLUMB / FLOTEC
SUP16	Flotec® #FPOS1300X	26.3 ft. / 24 ft.	1,370 / 1,370
SUP14A	Flotec® #FPOS1775A	25 ft. / 24 ft.	1,740 / 1,790
SSP13	Flotec® #2450	26 ft. / 20 ft.	3,700 / 3,150
SSP12	Flotec® #3250	28 ft. / 24 ft.	4,000 / 3,630

Pumps & Accessories

1/6 H.P. SUBMERSIBLE UTILITY PUMP

- Flow rate: 1370 GPH
- Pump down to 1/8"
- Lift: 26.3 ft.
- Removable intake screen
- Outlet fits garden hose or 1" FPT
- 10 ft. grounded power cord



SUP16 Display Box pk. 1/4

1/3 H.P. AUTOMATIC, WATER SENSING SUBMERSIBLE UTILITY PUMP

- Flow rate: 1740 GPH
- Pump down to 1/4"
- Lift: 25 ft.
- Removable intake screen
- Outlet fits garden hose or 1" FPT
- 10 ft. grounded power cord
- Lightweight, durable non-metallic casing



SUP13A Display Box pk. 1/4

Pumps & Accessories (continued)

SUBMERSIBLE SUMP PUMP

- Outlet 1-1/4" female or 1-1/2" male
- Automatic float switch
- Composite body
- Fits narrow 10" pump pits
- Corrosion resistant treated aluminum motor housing
- Extra long 10ft. Grounded cord
- Thermal overload protection



SSP13 1/3 HP 3700 GPH 26.0 Ft. Head Display Box pk. 1/3

SSP12 1/2 HP 4000 GPH 28.0 Ft. Head Display Box pk. 1/3

ELECTRIC FLOAT SWITCH

- Replacement for # SSP13 & SSP12
- Extra long 10 ft. grounded cord



SSPPLUG Box pk. 1/10

CHECK VALVES

- Saves installation time
- Reduces vibration & hum



ITEM #	TYPE	FITS	PACK
# 1115	3 Way	1-1/4" IPS or 1-1/2" Copper or 1-1/2" IPS	PDQ pk. 1/12/48
# 1116	Large	2" IPS	PDQ pk. 1/12/24

Pumps & Accessories *(continued)*

SUMP PUMP CHECK VALVE

- Made of durable plastic material
- Flapper prevents backflow of water
- Have 1-1/4" male iron pipe threads & stepped output



3352 Bulk pk. 1/10/100

SUMP PUMP DISCHARGE KIT

- Kit contains 24' of corrugated flexible poly drain tubing, 1-1/4" male adapter & rust-proof clamp
- Hose has 1-1/4" & 1-1/2" cuffs to work on either size



3330P Display Bag pk. 8

1-1/4" INSERT MALE ADAPTER - POLY

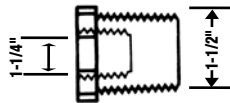
- 1-1/4" MPT X 1-1/4" BARB to fit discharge hose



27334 Bulk pk. 1/20

PVC SCH. 40 THREADED BUSHING

- FPT size 1-1/4"
- MPT size 1-1/2"




439-212 Bulk pk. 1/25

Tubing & Hose

POLY TUBING

- 100 ft.
- Natural color
- Made of food grade LLDPE poly material

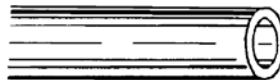


Box Quantities NO BREAK!

PART #	DESCRIPTION	PACK
# 1925D	1/4" OD Boxed	pk. 1
# 1935D	3/8" OD Boxed	pk. 1
# 1940D	1/2" OD Boxed	pk. 1
# 1941D	5/8" OD Boxed	pk. 1

CLEAR VINYL TUBING

- 100 ft. coil
- Made of food grade material



PART #	DESCRIPTION	PACK
# 1999D	1/8" ID x 3/16" OD 100'/coil	Boxed pk. 1
# 1998D	1/8" ID x 1/4" OD 100'/coil	Boxed pk. 1
# 1952D	3/16" ID x 5/16" OD 100'/coil	Boxed pk. 1
# 1954D	1/4" ID x 3/8" OD 100'/coil	Boxed pk. 1
# 1960D	5/16" ID x 7/16" OD 100'/coil	Boxed pk. 1
# 1958D	3/8" ID x 1/2" OD 100'/coil	Boxed pk. 1
# 1956D	3/8" ID x 9/16" OD 100'/coil	Boxed pk. 1
# 1963D	3/8" ID x 5/8" OD 100'/coil	Boxed pk. 1
# 1971D	1/2" ID x 5/8" OD 100'/coil	Boxed pk. 1
# 1957D	1/2" ID x 3/4" OD 100'/coil	Boxed pk. 1
# 1959D	5/8" ID x 7/8" OD 100'/coil	Boxed pk. 1
# 1965D	3/4" ID x 1" OD 100'/coil	Boxed pk. 1
# 1966D	7/8" ID x 1-1/8" OD 50'/coil	Boxed pk. 1
# 1967D	1" ID x 1-1/4" OD 100'/coil	Boxed pk. 1
# 1972D	1-1/4" ID x 1-5/8" OD 50'/coil	Wrapped pk. 1
# 1981D	1-1/2" ID x 1-7/8" OD 50'/coil	Wrapped pk. 1

Tubing & Hose *(continued)*

CLEAR BRAIDED PVC HOSE

- Reinforced w/ Nylon braiding
- Order by the roll
- Made of food grade material



PART #	ID	OD	@ 70°F	COIL	MAX W/P (PK)
# 6360	1/4"	.46"	250	100'/coil	pk. 1
# 6362	3/8"	.60"	225	100'/coil	pk. 1
# 6363	1/2"	.75"	200	100'/coil	pk. 1
# 6363A	5/8"	.875"	200	100'/coil	pk. 1
# 6364	3/4"	1.03"	150	100'/coil	pk. 1
# 6365	1"	1.312"	125	100'/coil	pk. 1
# 6366	1-1/4"	1.687"	100	50'/coil	pk. 1
# 6367	1-1/2"	1.937"	75	50'/coil	pk. 1
# 6368	2"	2.5"	75	50'/coil	pk. 1

HOSE CLAMPS

- 100% 301 Stainless Steel including band, housing & screw

All prices are for a box of 10 pieces. Please order the number of boxes you want.



PART #	TRADE SIZE	CLAMP RANGE	PACK
# 5202S	Micro #04	1/4" – 5/8"	Display Box pk. 1/100
# 5203S	Micro #06	5/16" – 7/8"	Display Box pk. 1/100
# 5206S	#06	3/8" – 7/8"	Display Box pk. 1/100
# 5208S	#08	7/16" – 1"	Display Box pk. 1/50
# 5210S	#10	1/2" – 1-1/16"	Display Box pk. 1/50
# 5212S	#12	1/2" – 1-1/4"	Display Box pk. 1/50
# 5216S	#16	3/4" – 1-1/2"	Display Box pk. 1/50
# 5220S	#20	3/4" – 1-3/4"	Display Box pk. 1/50
# 5224S	#24	1" – 2"	Display Box pk. 1/50
# 5228S	#28	1-1/4" – 2-1/4"	Display Box pk. 1/50
# 5232S	#32	1-1/2" – 2-1/2"	Display Box pk. 1/50
# 5236S	#36	1-3/4" – 2-3/4"	Display Box pk. 1/50
# 5244S	#44	2-1/4" – 3-1/4"	Display Box pk. 1/50
# 5248S	#48	2-5/8" – 3-1/2"	Display Box pk. 1/20
# 5252S	#52	2-3/4" – 3-3/4"	Display Box pk. 1/20
# 5264S	#64	3-1/2" – 4-1/2"	Display Box pk. 1/20
# 5272S	#72	3" – 5"	Display Box pk. 1/20
# 5288S	#88	4" – 6"	Display Box pk. 1/20
# 52104S	#104	5" – 7"	Display Box pk. 1/10

6 PK. HOSE CLAMPS

- 100% Stainless Steel
- Includes:
 - 2 pc. from 1/4" to 5/8"
 - 2 pc. from 1/2" to 1-1/4"
 - 2 pc. from 1-5/16" to 2-1/4"



C5299 Carded pk. 6/72

Gloves

INDUSTRIAL RUBBER WORK GLOVES

- Adult extra large
- Rolled cuffs
- Chemical & acid resistant



	1482P				1483P
# 1482P	14"	30 mil	Smooth Fingers	pk. 12/72	
# 1463P	18"	25 mil	Rough Fingers	pk. 10/60	

DISPOSABLE GLOVES

- 100/Box
- Powdered
- Ambidextrous, fits both hands



# SP98846	Latex	Med/Large	pk. 10
# SP98841	Latex	Large/XL	pk. 10
# SP98876	Opaque Vinyl	Med/Large	pk. 10
# SP98871	Opaque Vinyl	Large/XL	pk. 10
# SP98856	Blue Nitrile	Med/Large	pk. 10
# SP98851	Blue Nitrile	Large/XL	pk. 10

MENS LATEX DIPPED PALM

- 100% Polyester
- Knit wrist



# 939	Large / X-Large	pk. 12/144
-------	-----------------	------------

MENS NITRILE DIPPED PALM

- 100% Polyester
- Knit wrist



# 943	Large / X-Large	pk. 12/144
-------	-----------------	------------

100% WHITE CANVAS

- Knit wrist



# 901	Large	pk. 12/144
-------	-------	------------

Gloves (continued)

COTTON BROWN JERSEY

- Knit wrist



# 903	Large	pk. 12/144
-------	-------	------------

KNIT WRIST CANVAS

- PVC dotted palm grip, index finger & thumb



# 900	Large / X-Large	pk. 12/144
-------	-----------------	------------

LATEX DIPPED PALM & FINGERS



# 923BLUE	Large	Bulk	pk. 144pr
# 923RED	Large	Bulk	pk. 144pr

NO BREAK!

4-1/2" RUBBERIZED SAFETY CUFF

- Leather palm, thumb, forefinger, & knuckle back
- Elastic band
- Cotton fleece lining



# 908	Large	pk. 12/72
-------	-------	-----------

2-1/2" RUBBERIZED SAFETY CUFF

- Leather palm, thumb, forefinger & knuckle back
- Elastic band



# 907L	Medium	pk. 12/72
--------	--------	-----------

Gloves (continued)

DELUXE LEATHER PALM FOREFINGER, THUMB & KNUCKLES

- Rubberized 2-1/2" safety cuff
- Elastic strap at wrist
- Cotton-lined
- Extra heavy canvas back



918 Large pk. 12/72

2-1/2" RUBBERIZED SAFETY CUFF

- Leather palm, thumb, forefinger & knuckle back
- Elastic band
- Cotton fleece lining



909X Large pk. 12/144

Plumbing Supplies

SHOP TOWELS

- 10 pk.
- Red cotton
- 12" X 14"



RST10 Display Box pk. 24

STEEL WOOL

- 16 Pads per package



ITEM #	DESCRIPTION	GRADE	PACK
# SW1	Medium	#1	pk. 15
# SW2	Coarse	#2	pk. 15
# SW3	Extra Coarse	#3	pk. 15
# SW4	Extra Extra Coarse	#4	pk. 15
# SW0	Fine	#0	pk. 15
# SW00	Very Fine	#00	pk. 15
# SW000	Extra Fine	#000	pk. 15
# SW0000	Super Fine	#0000	pk. 15
# SWAS	Assorted	#0, #1, #2	pk. 6

YELLOW CAUTION TAPE

- 3" Wide



17779 300 ft. pk. 16
17780 1000 ft. pk. 10

Plumbing Supplies (continued)

CAULKING GUN - STANDARD STYLE

- Fits standard 10.1 oz. cartridges
- Durable metal construction



CG00108 Smooth Rod 5:1 Thrust pk. 24

CG00111 Ratchet Rod 7:1 Thrust pk. 24

CAULKING GUN - SKELETON STYLE

- Fits standard 10.1 oz. cartridges
- Durable metal construction
- Wrist strap
- Built in spout cutter



CG00119 Smooth Hex Rod 10:1 Thrust pk. 12

EXTENSION CORDS

- Orange, indoor/outdoor SJT
- 3-Prong, grounded

ITEM #	GAUGE	LENGTH	PACK
# R2615	16/3	15 ft.	pk. 1/24
# R2625	16/3	25 ft.	pk. 6/24
# R2650	16/3	50 ft.	pk. 1/12
# R2600	16/3	100 ft.	pk. 1/6
# R3025	14/3	25 ft.	pk. 1/12
# R3050	14/3	50 ft.	pk. 1/8
# R3000	14/3	100 ft.	pk. 1/4
# R3125	12/3	25 ft.	pk. 1/8
# R3150	12/3	50 ft.	pk. 1/6
# R3100	12/3	100 ft.	pk. 1/4



LIGHTED END EXTENSION CORDS

- AWG, SJTW
- Orange w/ black stripe
- All weather, heavy duty

ITEM #	END	GAUGE	LENGTH	PACK
# R3025CL	Single	14/3	25 ft.	pk. 2/12
# R3050CL	Single	14/3	50 ft.	pk. 2/8
# R3125CTL	Tri-Tap	12/3	25 ft.	pk. 2/8
# R3150CTL	Tri-Tap	12/3	50 ft.	pk. 2/6



TROUBLE LIGHT

- Orange, SJT
- Metal cage
- Side outlets

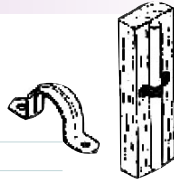
ITEM #	GAUGE	LENGTH	PACK
# R32125	16/3	25 ft.	pk. 12



Pipe Hangers & Stud Guards

2 HOLE PIPE STRAP


- First quality
- Made in USA



# 5271030	3/8" 24 GA Galvanized	Bulk	pk. 200
# 5271040	1/2" 24 GA Galvanized	Bulk	pk. 100
# 5271050	3/4" 24 GA Galvanized	Bulk	pk. 100
# 5271060	1" 20 GA Galvanized	Bulk	pk. 100
# 5271070	1-1/4" 20 GA Galvanized	Bulk	pk. 50
# 5271080	1-1/2" 20 GA Galvanized	Bulk	pk. 50
# 5271090	2" 20 GA Galvanized	Bulk	pk. 50
# 5271100	3" 16 GA Galvanized	Bulk	pk. 10
# 5271110	4" 16 GA Galvanized	Bulk	pk. 10
# 5260020	1/2" 22 GA Copper Clad	Bulk	pk. 100
# 5260030	3/4" 22 GA Copper Clad	Bulk	pk. 100

HANGER IRON

- First quality
- Made in USA



# 5235040	3/4" x 10' 20 GA (Heavy) Galvanized	Bulk	pk. 10
# 5235010	3/4" x 10' 24 GA Galvanized	Bulk	pk. 10
# 5235011	3/4" x 100' 24 GA Galvanized	Bulk	pk. 1/5
# 5235030	3/4" x 10' 24 GA Copper-Coated	Bulk	pk. 10

PLASTIC HANGER STRAP


# 5235015	3/4" x 10'	Bulk	pk. 1/100
# 5235016	3/4" x 100'	Bulk	pk. 1/10



WIRE PIPE HOOK

- Galvanized

# 3925	1/2" x 6"	Bulk	pk. 50
# 3926	3/4" x 6"	Bulk	pk. 50



STUD GUARD

- Galvanized

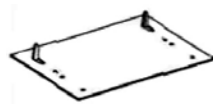
1-1/2" x 6" 16 GA			
# 3942	Bulk	pk. 100	
1-1/2" x 3" 16 GA			
# 3942A	Bulk	pk. 100	



BOCA PLATE

- Galvanized
- 5" x 8" Self-nailing

# 5235005	Bulk	pk. 25	
-----------	------	--------	--



STUD SHOE

- Galvanized
- 18 GA

# 5235000	Bulk	pk. 1/25	
-----------	------	----------	--



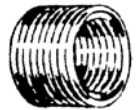
Specialty Pipe Fittings

BRASS HEX PLUG




# 121-4	1/4"	Bulk	pk. 1/5
# 121-6	3/8"	Bulk	pk. 1/5
# 121-8	1/2"	Bulk	pk. 1/5
# 121-12	3/4"	Bulk	pk. 1/5

BRASS FACE BUSHING



# 110F-86	1/2" x 3/8"	Bulk	pk. 1/5/300
# 110F-128	3/4" x 1/2"	Bulk	pk. 1/5/100

BRASS FPT x MPT ADAPTER



# 120-42	1/4" FPT x 1/8" MPT	Bulk	pk. 1/5
# 120-62	3/8" FPT x 1/8" MPT	Bulk	pk. 1/5
# 120-64	3/8" FPT x 1/4" MPT	Bulk	pk. 1/5
# 120-84	1/2" FPT x 1/4" MPT	Bulk	pk. 1/5
# 120-86	1/2" FPT x 3/8" MPT	Bulk	pk. 1/10
# 120-128	3/4" FPT x 1/2" MPT	Bulk	pk. 1/5

BRASS HEX NIPPLE



# 122-2	1/8"	Bulk	pk. 1/5
# 123-42	1/4" x 1/8"	Bulk	pk. 1/5
# 122-4	1/4"	Bulk	pk. 1/5
# 123-64	3/8" x 1/4"	Bulk	pk. 1/5
# 122-6	3/8"	Bulk	pk. 1/5
# 123-84	1/2" x 1/4"	Bulk	pk. 1/5
# 123-86	1/2" x 3/8"	Bulk	pk. 1/5
# 122-8	1/2"	Bulk	pk. 1/5
# 123-128	3/4" x 1/2"	Bulk	pk. 1/3
# 122-12	3/4"	Bulk	pk. 1/3

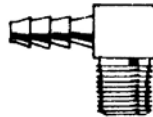
Hose Fittings

BRASS MALE HOSE BARBS



# 29-22	1/8" Barb x 1/8" MPT	Bulk	pk. 1/5
# 29-32	3/16" Barb x 1/8" MPT	Bulk	pk. 1/5
# 29-42	1/4" Barb x 1/8" MPT	Bulk	pk. 1/5
# 29-44	1/4" Barb x 1/4" MPT	Bulk	pk. 1/10
# 29-46	1/4" Barb x 3/8" MPT	Bulk	pk. 1/5
# 29-54	5/16" Barb x 1/4" MPT	Bulk	pk. 1/5
# 29-62	3/8" Barb x 1/8" MPT	Bulk	pk. 1/5
# 29-64	3/8" Barb x 1/4" MPT	Bulk	pk. 1/5
# 29-66	3/8" Barb x 3/8" MPT	Bulk	pk. 1/5
# 29-68	3/8" Barb x 1/2" MPT	Bulk	pk. 1/5
# 29-84	1/2" Barb x 1/4" MPT	Bulk	pk. 1/10
# 29-86	1/2" Barb x 3/8" MPT	Bulk	pk. 1/5
# 29-88	1/2" Barb x 1/2" MPT	Bulk	pk. 1/5
# 29-812	1/2" Barb x 3/4" MPT	Bulk	pk. 1/5
# 29-106	5/8" Barb x 3/8" MPT	Bulk	pk. 1/3
# 29-108	5/8" Barb x 1/2" MPT	Bulk	pk. 1/3
# 29-1212	3/4" Barb x 3/4" MPT	Bulk	pk. 1/3

BRASS 90° MALE HOSE BARBS



# 29E-42	1/4" Barb x 1/8" MPT	Bulk	pk. 1/5
# 29E-44	1/4" Barb x 1/4" MPT	Bulk	pk. 1/5
# 29E-62	3/8" Barb x 1/8" MPT	Bulk	pk. 1/3
# 29E-64	3/8" Barb x 1/4" MPT	Bulk	pk. 1/3
# 29E-66	3/8" Barb x 3/8" MPT	Bulk	pk. 1/3
# 29E-68	3/8" Barb x 1/2" MPT	Bulk	pk. 1/3
# 29E-84	1/2" Barb x 1/4" MPT	Bulk	pk. 1/3
# 29E-86	1/2" Barb x 3/8" MPT	Bulk	pk. 1/3
# 29E-88	1/2" Barb x 1/2" MPT	Bulk	pk. 1/3
# 29E-108	5/8" Barb x 1/2" MPT	Bulk	pk. 1/3

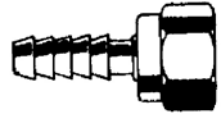
BRASS FEMALE SOLID HOSE BARBS



# 29F-42	1/4" Barb x 1/8" FPT	Bulk	pk. 1/5
# 29F-44	1/4" Barb x 1/4" FPT	Bulk	pk. 1/5
# 29F-64	3/8" Barb x 1/4" FPT	Bulk	pk. 1/5
# 29F-66	3/8" Barb x 3/8" FPT	Bulk	pk. 1/5
# 29F-68	3/8" Barb x 1/2" FPT	Bulk	pk. 1/5
# 29F-86	1/2" Barb x 3/8" FPT	Bulk	pk. 1/5
# 29F-88	1/2" Barb x 1/2" FPT	Bulk	pk. 1/5

Hose Fittings (continued)

BRASS FEMALE SWIVEL HOSE BARBS



# 29FS-44	1/4" Barb x 1/4" FPT	Bulk	pk. 1/5
# 29FS-64	3/8" Barb x 1/4" FPT	Bulk	pk. 1/5
# 29FS-66	3/8" Barb x 3/8" FPT	Bulk	pk. 1/5
# 29FS-86	1/2" Barb x 3/8" FPT	Bulk	pk. 1/5
# 29FS-88	1/2" Barb x 1/2" FPT	Bulk	pk. 1/5

BRASS HOSE MENDER/COUPLING



# 29S-4	1/4"	Bulk	pk. 1/10
# 29S-5	5/16"	Bulk	pk. 1/5
# 29S-6	3/8"	Bulk	pk. 1/5
# 29S-8	1/2"	Bulk	pk. 1/5
# 29S-10	5/8"	Bulk	pk. 1/5

Compression Fittings

*All compression sizes are tube OD

BRASS SLEEVE




# 60-2	1/8"	Bulk	pk. 100
# 60-4	1/4"	Bulk	pk. 100
# 60-5	5/16"	Bulk	pk. 100
# 60-6	3/8"	Bulk	pk. 100
# 60-8	1/2"	Bulk	pk. 100
# 60-10	5/8"	Bulk	pk. 25
# 60-14	7/8"	Bulk	pk. 10

PLASTIC SLEEVE



# 60P-4	1/4"	Bulk	pk. 100
# 60P-6	3/8"	Bulk	pk. 100
# 60P-8	1/2"	Bulk	pk. 100
# 60P-10	5/8"	Bulk	pk. 100

BRASS INSERT FOR SOFT TUBING



# 63P-4	1/4"	Bulk	pk. 100
# 63P-6	3/8"	Bulk	pk. 100
# 63P-8	1/2"	Bulk	pk. 25
# 63P-10	5/8"	Bulk	pk. 10

Compression Fittings *(continued)*

*All compression sizes are tube OD

BRASS COMPRESSION NUT



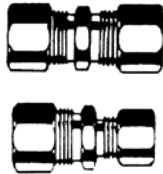
# 61-4	1/4"	Bulk	pk. 5/100
# 61-5	5/16"	Bulk	pk. 1/10
# 61-6	3/8"	Bulk	pk. 10/200
# 61-8	1/2"	Bulk	pk. 1/10
# 61-10	5/8"	Bulk	pk. 1/5
# 61-14	7/8"	Bulk	pk. 1/5

BRASS COMPRESSION CAP



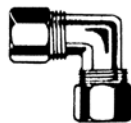
# 61C-4	1/4"	Bulk	pk. 10/200
# 61C-6	3/8"	Bulk	pk. 10/200
# 61C-8	1/2"	Bulk	pk. 1/5
# 61C-10	5/8"	Bulk	pk. 1/5

BRASS COMPRESSION UNION



# 62-2	1/8"	Bulk	pk. 1/5
# 62-3	3/16"	Bulk	pk. 1/5
# 62-4	1/4"	Bulk	pk. 1/10
# 62-5	5/16"	Bulk	pk. 1/5
# 62R-64	3/8" x 1/4"	Bulk	pk. 1/5
# 62-6	3/8"	Bulk	pk. 1/5
# 62R-86	1/2" x 3/8"	Bulk	pk. 1/5
# 62-8	1/2"	Bulk	pk. 1/5
# 62R-106	5/8" x 3/8"	Bulk	pk. 1/3
# 62R-108	5/8" x 1/2"	Bulk	pk. 1/3
# 62-10	5/8"	Bulk	pk. 1/3
# 62-12	3/4"	Bulk	pk. 1/3
# 62-14	7/8"	Bulk	pk. 1/3

BRASS 90° COMPRESSION ELBOW



# 65-4	1/4"	Bulk	pk. 1/3
# 65-5	5/16"	Bulk	pk. 1/3
# 65-6	3/8"	Bulk	pk. 1/10
# 65-8	1/2"	Bulk	pk. 1/3
# 65-10	5/8"	Bulk	pk. 1/3
# 65-14	7/8"	Bulk	pk. 1/2

Compression Fittings *(continued)*

*All compression sizes are tube OD

BRASS COMP. x MPT ADAPTER



# 68-42	1/4" Comp. x 1/8" MPT	Bulk	pk. 1/10
# 68-44	1/4" Comp. x 1/4" MPT	Bulk	pk. 1/10
# 68-46	1/4" Comp. x 3/8" MPT	Bulk	pk. 1/3
# 68-48	1/4" Comp. x 1/2" MPT	Bulk	pk. 1/3
# 68-54	5/16" Comp. x 1/4" MPT	Bulk	pk. 1/3
# 68-64	3/8" Comp. x 1/4" MPT	Bulk	pk. 1/10
# 68-66	3/8" Comp. x 3/8" MPT	Bulk	pk. 1/5
# 68-68	3/8" Comp. x 1/2" MPT	Bulk	pk. 1/5
# 68-612	3/8" Comp. x 3/4" MPT	Bulk	pk. 1/3
# 68-84	1/2" Comp. x 1/4" MPT	Bulk	pk. 1/3
# 68-86	1/2" Comp. x 3/8" MPT	Bulk	pk. 1/3
# 68-88	1/2" Comp. x 1/2" MPT	Bulk	pk. 1/5
# 68-106	5/8" Comp. x 3/8" MPT	Bulk	pk. 1/3
# 68-108	5/8" Comp. x 1/2" MPT	Bulk	pk. 1/3
# 68-1012	5/8" Comp. x 3/4" MPT	Bulk	pk. 1/3
# 68-1412	7/8" Comp. x 3/4" MPT	Bulk	pk. 1/3

BRASS COMP. x MPT 90° ELBOW



# 69-22	1/8" Comp. x 1/8" MPT	Bulk	pk. 1/5
# 69-42	1/4" Comp. x 1/8" MPT	Bulk	pk. 1/5
# 69-44	1/4" Comp. x 1/4" MPT	Bulk	pk. 1/5
# 69-64	3/8" Comp. x 1/4" MPT	Bulk	pk. 1/5
# 69-66	3/8" Comp. x 3/8" MPT	Bulk	pk. 1/5
# 69-68	3/8" Comp. x 1/2" MPT	Bulk	pk. 1/5
# 69-86	1/2" Comp. x 3/8" MPT	Bulk	pk. 1/5
# 69-106	5/8" Comp. x 3/8" MPT	Bulk	pk. 1/3
# 69-108	5/8" Comp. x 1/2" MPT	Bulk	pk. 1/3

BRASS COMP. x SWEAT ADAPTER



# 668-68	3/8" Comp. x 1/2" Swt	Bulk	pk. 10
----------	-----------------------	------	--------

Compression Fittings (Continued)

*All compression sizes are tube OD

BRASS COMP. x FPT ADAPTER



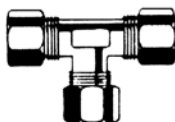
# 66-42	1/4" Comp. x 1/8" FPT	Bulk	pk. 1/5
# 66-44	1/4" Comp. x 1/4" FPT	Bulk	pk. 1/5
# 66-46	1/4" Comp. x 3/8" FPT	Bulk	pk. 1/5
# 66-64	3/8" Comp. x 1/4" FPT	Bulk	pk. 1/5
# 66-66	3/8" Comp. x 3/8" FPT	Bulk	pk. 1/5
# 66-68	3/8" Comp. x 1/2" FPT	Bulk	pk. 1/5
# 66-86	1/2" Comp. x 3/8" FPT	Bulk	pk. 1/5
# 66-88	1/2" Comp. x 1/2" FPT	Bulk	pk. 1/5
# 66-108	5/8" Comp. x 1/2" FPT	Bulk	pk. 1/3
# 66-1012	5/8" Comp. x 3/4" FPT	Bulk	pk. 1/3
# 66-1412	7/8" Comp. x 3/4" FPT	Bulk	pk. 1/3

BRASS COMP. x FPT 90° ELBOW



# 70-44	1/4" Comp. x 1/4" FPT	Bulk	pk. 1/2
# 70-68	3/8" Comp. x 1/2" FPT	Bulk	pk. 1/3
# 70-86	1/2" Comp. x 3/8" FPT	Bulk	pk. 1/5

BRASS COMPRESSION TEE



# 64-2	1/8"	Bulk	pk. 1/3
# 64-4	1/4"	Bulk	pk. 1/5
# 64-5	5/16"	Bulk	pk. 1/5
# 64-64	3/8" x 1/4"	Bulk	pk. 1/5
# 64-6	3/8"	Bulk	pk. 1/5
# 64-8	1/2"	Bulk	pk. 1/5
# 64-10	5/8"	Bulk	pk. 1/3
# 64-14	7/8"	Bulk	pk. 1/3

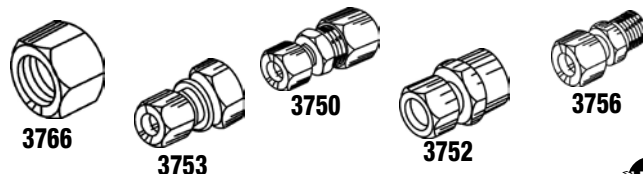
SELF-TAPPING SADDLE VALVE

- 1/4" OD compression outlet
- Fits 3/8" - 3/4" copper tubing
- Brass



# C3514	Blister Card	pk. 6/72
---------	--------------	----------

Chrome Plated Compression Fittings



*Fits most common stop valves

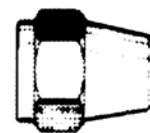
# 3766	3/8" Comp. Nut *	Bulk	pk. 1/5/600
# 3750	3/8" x 5/8" Comp. Union	Bulk	pk. 1/5
# 3752	3/8" x 1/2" Sweat	Bulk	pk. 1/5
# 3753	3/8" x 3/8" FPT	Bulk	pk. 1/5
# 3754	3/8" x 1/2" FPT	Bulk	pk. 1/5/500
# 3756	3/8" x 3/8" MPT	Bulk	pk. 1/5/300
# 3757	3/8" x 1/2" MPT	Bulk	pk. 1/5/300



Flare Fittings

BRASS SHORT FLARE NUTS

# 441S-4	1/4"	Bulk	pk. 1/10
# 441S-6	3/8"	Bulk	pk. 1/10
# 441S-8	1/2"	Bulk	pk. 1/5
# 441S-10	5/8"	Bulk	pk. 1/5
# 441S-14	7/8"	Bulk	pk. 1/5



BRASS FLARE CAP

# 440-4	1/4"	Bulk	pk. 1/10
# 440-6	3/8"	Bulk	pk. 1/10
# 440-10	5/8"	Bulk	pk. 1/5



BRASS FLARE UNION

# 402-2	1/8"	Bulk	pk. 1/5
# 402-4	1/4"	Bulk	pk. 1/10
# 402-6	3/8"	Bulk	pk. 1/5
# 402R-106	5/8 x 3/8"	Bulk	pk. 1/3



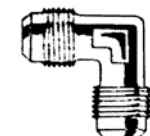
BRASS FLARE PLUG

# 439-6	3/8"	Bulk	pk. 1/10
# 439-8	1/2"	Bulk	pk. 1/5



BRASS 90° FLARE ELBOW

# 505-6	3/8"	Bulk	pk. 1/5
---------	------	------	---------



Flare Fittings *(Continued)*

BRASS FLARE X MPT ADAPTER



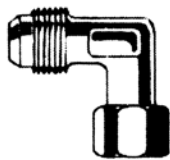
# 408-42	1/4" Flare x 1/8" MPT	Bulk	pk. 1/5
# 408-44	1/4" Flare x 1/4" MPT	Bulk	pk. 1/5
# 408-54	5/16" Flare x 1/4" MPT	Bulk	pk. 1/5
# 408-62	3/8" Flare x 1/8" MPT	Bulk	pk. 1/5
# 408-64	3/8" Flare x 1/4" MPT	Bulk	pk. 1/5
# 408-66	3/8" Flare x 3/8" MPT	Bulk	pk. 1/5
# 408-68	3/8" Flare x 1/2" MPT	Bulk	pk. 1/5
# 408-84	1/2" Flare x 1/4" MPT	Bulk	pk. 1/5
# 408-86	1/2" Flare x 3/8" MPT	Bulk	pk. 1/5
# 408-88	1/2" Flare x 1/2" MPT	Bulk	pk. 1/5
# 408-812	1/2" Flare x 3/4" MPT	Bulk	pk. 1/5
# 408-108	5/8" Flare x 1/2" MPT	Bulk	pk. 1/3
# 408-1012	5/8" Flare x 3/4" MPT	Bulk	pk. 1/3

BRASS FLARE X MPT 90° ELBOW



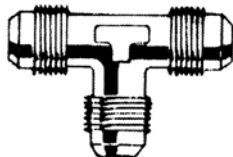
# 409-42	1/4" Flare x 1/8" MPT	Bulk	pk. 1/3
# 409-64	3/8" Flare x 1/4" MPT	Bulk	pk. 1/5
# 409-66	3/8" Flare x 3/8" MPT	Bulk	pk. 1/5
# 409-68	3/8" Flare x 1/2" MPT	Bulk	pk. 1/3
# 409-84	1/2" Flare x 1/4" MPT	Bulk	pk. 1/3
# 409-88	1/2" Flare x 1/2" MPT	Bulk	pk. 1/3
# 409-106	5/8" Flare x 3/8" MPT	Bulk	pk. 1/3
# 409-108	5/8" Flare x 1/2" MPT	Bulk	pk. 1/3

BRASS FLARE X FPT 90° ELBOW



# 500-66	3/8" Flare x 3/8" FPT	Bulk	pk. 1/3
# 500-68	3/8" Flare x 1/2" FPT	Bulk	pk. 1/3
# 500-86	1/2" Flare x 3/8" FPT	Bulk	pk. 1/3

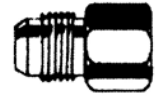
BRASS FLARE TEE



# 404-4	1/4"	Bulk	pk. 1/3
# 404-5	5/16"	Bulk	pk. 1/3
# 404-6	3/8"	Bulk	pk. 1/3
# 404-8	1/2"	Bulk	pk. 1/2
# 404-10	5/8"	Bulk	pk. 1/2

Flare Fittings *(Continued)*

BRASS FLARE X FPT ADAPTER



# 406-42	1/4" Flare x 1/8" FPT	Bulk	pk. 1/5
# 406-44	1/4" Flare x 1/4" FPT	Bulk	pk. 1/5
# 406-52	5/16" Flare x 1/8" FPT	Bulk	pk. 1/5
# 406-54	5/16" Flare x 1/4" FPT	Bulk	pk. 1/5
# 406-66	3/8" Flare x 3/8" FPT	Bulk	pk. 1/5
# 406-68	3/8" Flare x 1/2" FPT	Bulk	pk. 1/5
# 406-86	1/2" Flare x 3/8" FPT	Bulk	pk. 1/5
# 406-88	1/2" Flare x 1/2" FPT	Bulk	pk. 1/5
# 406-106	5/8" Flare x 3/8" FPT	Bulk	pk. 1/3
# 406-108	5/8" Flare x 1/2" FPT	Bulk	pk. 1/3
# 406-1012	5/8" Flare x 3/4" FPT	Bulk	pk. 1/3

Chrome Plated Brass Fittings

ELBOW



# 6020603	Elbow	3/8"	Bulk	pk. 1/25/250
# 6020604	Elbow	1/2"	Bulk	pk. 1/25/250

COUPLING



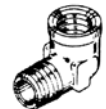
# 6060603	Coupling	3/8"	Bulk	pk. 1/25/250
# 6060604	Coupling	1/2"	Bulk	pk. 1/25/250

TEE



# 6100603	Tee	3/8"	Bulk	pk. 1/25/250
# 6100604	Tee	1/2"	Bulk	pk. 1/25/250

STREET ELBOW



# 6140604	Street Elbow	1/2"	Bulk	pk. 1/25/250
-----------	--------------	------	------	--------------

CAP



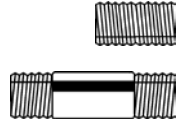
# 6380320	Cap	3/8"	Bulk	pk. 1/25/100
# 6380321	Cap	1/2"	Bulk	pk. 1/25/100
# 6380322	Cap	3/4"	Bulk	pk. 1/25/100

45° ELBOW



# 6180604	45° Elbow	1/2"	Bulk	pk. 1/25/250
# 6180605	45° Elbow	3/4"	Bulk	pk. 1/25/251

Chrome Plated Brass Nipples



	Size	Length	Bulk
# 3020	3/8"	Close	Bulk pk. 1/10
# 3021	3/8"	1-1/2"	Bulk pk. 1/10
# 3022	3/8"	2"	Bulk pk. 1/10
# 3023	3/8"	2-1/2"	Bulk pk. 1/10
# 3024	3/8"	3"	Bulk pk. 1/10
# 3025	3/8"	3-1/2"	Bulk pk. 1/10
# 3026	3/8"	4"	Bulk pk. 1/10
# 3027	3/8"	4-1/2"	Bulk pk. 1/10
# 3028	3/8"	5"	Bulk pk. 1/10
# 3029	3/8"	5-1/2"	Bulk pk. 1/10
# 3030	3/8"	6"	Bulk pk. 1/10

	Size	Length	Bulk
# 3060	1/2"	Close	Bulk pk. 1/5
# 3061	1/2"	1-1/2"	Bulk pk. 1/5
# 3062	1/2"	2"	Bulk pk. 1/5
# 3063	1/2"	2-1/2"	Bulk pk. 1/5
# 3064	1/2"	3"	Bulk pk. 1/5
# 3065	1/2"	3-1/2"	Bulk pk. 1/5
# 3066	1/2"	4"	Bulk pk. 1/5
# 3067	1/2"	4-1/2"	Bulk pk. 1/5
# 3068	1/2"	5"	Bulk pk. 1/5
# 3069	1/2"	5-1/2"	Bulk pk. 1/5
# 3070	1/2"	6"	Bulk pk. 1/5

Garden Hose Fittings

BRASS HOSE NIPPLES

# 8241040	MGHT x 1/2" MPT, Solid	Bulk	pk. 1/10/200
# 8241030	MGHT x 3/4" MPT x 1/2" FPT, Solid	Bulk	pk. 1/10/200
# 8241020	MGHT x 1/2" FPT, Solid	Bulk	pk. 1/10/200
# 8241050	MGHT x 3/4" FPT, Solid	Bulk	pk. 1/10/200
# 8241070	MGHT x MGHT, Solid	Bulk	pk. 1/10/200
# 8241080	FGHT x 1/2" MPT, Solid	Bulk	pk. 1/10/200
# 3529	FGHT x 3/4" MPT, Solid	Bulk	pk. 1/10/200
# 8241060	FGHT x 3/4" MPT x 1/2" FPT, Solid	Bulk	pk. 1/10/200
# 8241100	FGHT x 1/2" FPT, Solid	Bulk	pk. 1/10/200
# 8241140	FGHT x 1/2" FPT, Swivel	Bulk	pk. 1/10/200
# 8241110	FGHT x 3/4" FPT, Solid	Bulk	pk. 1/10/200
# 8241150	FGHT x 3/4" FPT, Swivel	Bulk	pk. 1/10/200
# 8241095	FGHT x FGHT, Solid	Bulk	pk. 1/10/200
# 8241160	FGHT x FGHT, Swivel	Bulk	pk. 1/10/200



HOSE CAPS



# 0497X10	Brass Hose Cap, 10 pk.	Bulk	pk. 1*
# 8241165	Plastic Hose Cap	Bulk	pk. 25
# 0493P	Vinyl Hose Washers	Bulk	pk. 100

*Order the number of packs you want

COUPLINGS

• Solid brass

# 3528MC	3/4" Male	pk. 12
# 3528FM	3/4" Female	pk. 12
# 3527MC	5/8" Male	pk. 12
# 3527FM	5/8" Female	pk. 12



INTRODUCING



PipeBite® Push-On Fittings — Brass



No-Leak Connections

Fittings feature a durable o-ring seal and a guide to keep the pipe straight against the o-ring.

One Piece Construction

One piece construction for long lasting durability.

Full-Flow

These fittings have no restriction. They seal from the outside of the pipe so you will get FULL FLOW.

Code Approved

Code approved for use behind walls or in concealed applications.

Swivel Capabilities

Pipe can swivel inside the fittings making installation much easier. Even under pressure!!

Works with Multiple Types of Pipe

Any copper-tube-size pipe will work with PipeBite fittings. Including Copper, CPVC, PEX and Polybutylene.

No Tools for Installation

Just clean the pipe and push it in!!

Removable

Can be removed from pipe without damage. Fitting can then be reused.

- Full instruction manual contained within the packaging



COUPLING

# CC10000	1/2"	pk. 1/10
# CC10035	3/4"	pk. 1/5
# CC10040	1/2" x 3/4"	pk. 1/5
# CC10120	1" NEW!	pk. 1/5
# CC10121	1" x 3/4" NEW!	pk. 1/5



FEMALE ADAPTER (C x F)

# CC10005	1/2"	pk. 1/10
# CC10006	1/2" Push x 3/4" MPT NEW!	pk. 1/5
# CC10045	3/4"	pk. 1/5
# CC10150	1" NEW!	pk. 1/5



MALE ADAPTER (C x M)

# CC10010	1/2"	pk. 1/10
# CC10011	1/2" Push x 3/4" MPT NEW!	pk. 1/5
# CC10050	3/4"	pk. 1/5
# CC10140	1" NEW!	pk. 1/5



ELBOW, 90°

# CC10015	1/2"	pk. 1/10
# CC10055	3/4"	pk. 1/5
# CC10130	1" NEW!	pk. 1/5



DROP EAR ELBOW, 90° (C x F)

# CC10020	1/2"	pk. 1/10
-----------	------	----------



EQUAL TEE

# CC10025	1/2"	pk. 1/10
# CC10075	3/4"	pk. 1/5
# CC10125	1" NEW!	pk. 1/5




CAP

# CC10030	1/2"	pk. 1/10
# CC10080	3/4"	pk. 1/5
# CC10135	1" NEW!	pk. 1/5



REDUCING TEE

	A	B	C	
# CC10060	3/4"	3/4"	1/2"	pk. 1/5
# CC10065	3/4"	1/2"	3/4"	pk. 1/5
# CC10070	3/4"	1/2"	1/2"	pk. 1/5



SLIP COUPLING

- Pipe can slide in further on one side for easy repairs

# CC10110	1/2"	pk. 1/10
# CC10115	3/4"	pk. 1/5



REMOVAL TOOL

- Works on PipeBite & all other brands of push-on fittings

# CC10095	1/2"	pk. 15
# CC10100	3/4"	pk. 15
# CC10105	1" NEW!	pk. 15



PipeBite Valves

BALL VALVE

- Full port
- 600# WOG
- Forged construction

# CC10085	1/2"	pk. 1/3
# CC10090	3/4"	pk. 1/3



CP STOP VALVES

- 1/2" (5/8" OD) PipeBite inlet
- 3/8" OD comp outlet
- 1/4-Turn

# CC10170	Straight	pk. 1/5
# CC10175	Angle	pk. 1/5



PipeBite® Valves

PUSH-ON PIPE REPAIR HOSE

- PipeBite® push-on fittings on both ends
- Stainless steel braided hoses for strength & durability
- Replace leaking copper, CPVC or PEX pipe. Cut out leaking portion of pipe & replace w/ repair hose
- No tools needed to install
- 1/2" push-on
- Fly-away tag



# CC10212	12"	pk. 1/25
# CC10218	18"	pk. 1/25

PUSH-ON FAUCET CONNECTOR W/ ANGLE VALVE

- PipeBite® push-on inlet on valve
- Quarter turn valve
- Stainless steel braided hose for strength & durability
- Chrome plated brass nuts & brass inserts
- 1/2" push-on fits copper, PEX or CPVC
- 1/2" FPT faucet connection
- Individual display bag



# CC10225	18"	pk. 1/25
-----------	-----	----------

PUSH-ON TOILET CONNECTOR WITH STRAIGHT VALVE

- PipeBite® push-on inlet on valve
- Quarter turn valve
- Stainless steel braided hose for strength & durability
- Chrome plated brass nuts & brass inserts
- 1/2" push-on fits copper, PEX or CPVC
- 7/8" ballcock connection
- Individual display bag



# CC10235	12"	pk. 1/25
-----------	-----	----------

PipeBite® Valves

PUSH-ON WATER HEATER CONNECTOR

- PipeBite® push-on inlet
- Stainless steel braided hose for strength & durability
- Chrome plated brass nut & brass insert
- 3/4" push-on fits copper, PEX or CPVC
- 3/4" FPT to fit on water heater
- Fly-away tag



# CC10245	18"	pk. 1/25
-----------	-----	----------



PUSH-ON WATER HEATER CONNECTOR W/ BALL VALVE

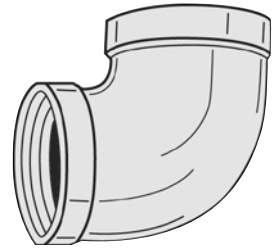
- PipeBite® push-on inlet on ball valve
- Stainless steel braided hose for strength & durability
- Chrome plated brass nut & brass insert
- 3/4" push-on fits copper, PEX or CPVC
- 3/4" FPT to fit on water heater
- Fly-away tag



# CC10240	18"	pk. 1/25
-----------	-----	----------

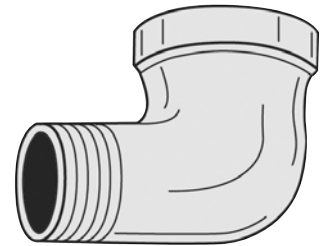


90° Elbow



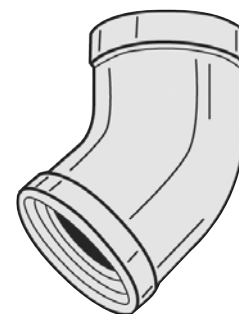
Size	Galvanized	pk.	Black	pk.	Brass	pk.
1/8"	6020101	1/25/450	6020201	1/25/450	6020301	1/25
1/4"	6020102	1/25/450	6020202	1/25/450	6020302	1/25/450
3/8"	6020103	1/25/450	6020203	1/25/450	6020303	1/25/450
1/2"	6020104	1/75/300	6020204	1/75/300	6020304	1/75/300
3/4"	6020105	1/50/200	6020205	1/50/200	6020305	1/50/200
1"	6020106	1/15/120	6020206	1/15/120	6020306	1/15/120
1-1/4"	6020107	1/8/64	6020207	1/8/64	6020307	1/8/64
1-1/2"	6020108	1/10/40	6020208	1/10/40	6020308	1/10/40
2"	6020109	1/8/32	6020209	1/8/32	6020309	1/8/32
2-1/2"	6020110	1/9/18	6020210	1/9/18	-	-
3"	6020111	1/12	6020211	1/12	-	-
4"	6020112	1/6	-	-	-	-

90° Street Elbow



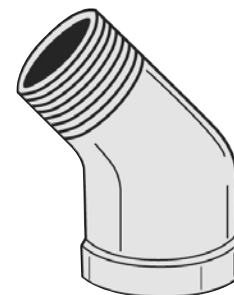
Size	Galvanized	pk.	Black	pk.	Brass	pk.
1/8"	6140101	1/25/450	6140201	1/25/450	6140301	1/25/450
1/4"	6140102	1/25/450	6140202	1/25/450	6140302	1/25
3/8"	6140103	1/10/180	6140203	1/10/180	6140303	1/10/180
1/2"	6140104	1/45/360	6140204	1/45/360	6140304	1/45/360
3/4"	6140105	1/25/200	6140205	1/25/200	6140305	1/25/200
1"	6140106	1/15/120	6140206	1/15/120	6140306	1/15/120
1-1/4"	6140107	1/8/64	6140207	1/8/64	6140307	1/8/64
1-1/2"	6140108	1/10/40	6140208	1/10/40	6140308	1/10
2"	6140109	1/8/32	6140209	1/8/32	6140309	1/8/32
2-1/2"	6140110	1/9/18	6140210	1/9/18	-	-
3"	6140111	1/14	6140211	1/14	-	-
4"	6140112	1/6	6140212	1/6	-	-

45° Elbow



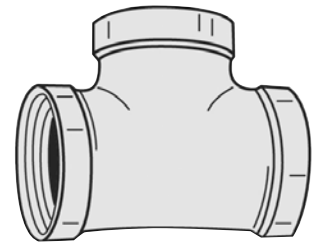
Size	Galvanized	pk.	Black	pk.	Brass	pk.
1/8"	6180101	1/25/450	6180201	1/25/450	6180301	1/25/450
1/4"	6180102	1/25/450	6180202	1/25/450	6180302	1/25/450
3/8"	6180103	1/25/450	6180203	1/25/450	6180303	1/25/450
1/2"	6180104	1/10/180	6180204	1/10/180	6180304	1/10/180
3/4"	6180105	1/10/180	6180205	1/10/180	6180305	1/10/180
1"	6180106	1/5/90	6180206	1/5/90	6180306	1/5/90
1-1/4"	6180107	1/5/90	6180207	1/5/90	6180307	1/5/90
1-1/2"	6180108	1/5/40	6180208	1/5/40	6180308	1/5/40
2"	6180109	1/8/32	6180209	1/8/32	6180309	1/8/32
2-1/2"	6180110	1/8/16	6180210	1/8/16	-	-
3"	6180111	1/5/15	6180211	1/5/15	-	-
4"	6180112	1/3/6	6180212	1/3/6	-	-

45° Street Elbow



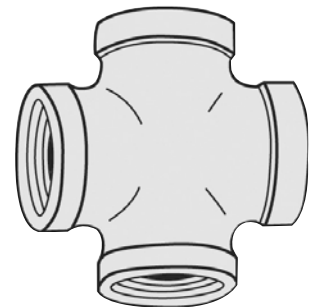
Size	Galvanized	pk.	Black	pk.	Brass	pk.
1/8"	6220101	1/25/450	6220201	1/25/450	6220301	1/25/450
1/4"	6220102	1/25/450	6220202	1/25/450	6220302	1/25/450
3/8"	6220103	1/25/450	6220203	1/25/450	6220303	1/25/450
1/2"	6220104	1/25/450	6220204	1/25/450	6220304	1/25/450
3/4"	6220105	1/30/240	6220205	1/30/240	6220305	1/30/240
1"	6220106	1/15/120	6220206	1/15/120	6220306	1/15/120
1-1/4"	6220107	1/10/80	6220207	1/10/80	-	-
1-1/2"	6220108	1/10/40	6220208	1/10/40	6220308	1/10/40
2"	6220109	1/8/32	6220209	1/8/32	6220309	1/8/32

Tee



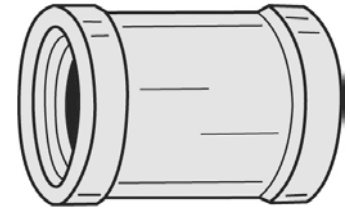
Size	Galvanized	pk.	Black	pk.	Brass	pk.
1/8"	6100101	1/25/450	6100201	1/25/450	6100301	1/25
1/4"	6100102	1/25/450	6100202	1/25/450	6100302	1/25/450
3/8"	6100103	1/20/360	6100203	1/20/360	6100303	1/20/360
1/2"	6100104	1/50/200	6100204	1/50/200	6100304	1/50/200
3/4"	6100105	1/30/120	6100205	1/30/120	6100305	1/30/120
1"	6100106	1/10/80	6100206	1/10/80	6100306	1/10/80
1-1/4"	6100107	1/5/40	6100207	1/5/40	6100307	1/5/40
1-1/2"	6100108	1/5/40	6100208	1/5/40	6100308	1/5/40
2"	6100109	1/6/24	6100209	1/6/24	6100309	1/6/24
2-1/2"	6100110	1/9	6100210	1/9	-	-
3"	6100111	1/6	6100211	1/6	-	-
4"	6100112	1/3	6100212	1/3	-	-

Cross



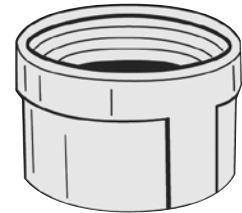
Size	Galvanized	pk.	Black	pk.	Brass	pk.
1/8"	6860101	1/75/300	6860201	1/75/300	-	-
1/4"	6860102	1/60/240	6860202	1/60/240	-	-
3/8"	6860103	1/50/200	6860203	1/50/200	-	-
1/2"	6860104	1/45/180	6860204	1/45/180	-	-
3/4"	6860105	1/30/120	6860205	1/30/120	-	-
1"	6860106	1/15/60	6860206	1/15/60	-	-
1-1/4"	6860107	1/10/40	6860207	1/10/40	-	-
1-1/2"	6860108	1/10/40	6860208	1/10/40	-	-
2"	6860109	1/5/20	6860209	1/5/20	-	-
2-1/2"	6860110	1/6/12	-	-	-	-

Coupling



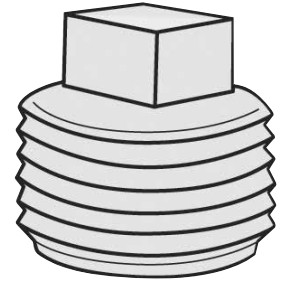
Size	Galvanized	pk.	Black	pk.	Brass	pk.
1/8"	6060101	1/25/450	6060201	1/25/450	6060301	1/25
1/4"	6060102	1/25/450	6060202	1/25/450	6060302	1/25/450
3/8"	6060103	1/25/450	6060203	1/25/450	6060303	1/25/450
1/2"	6060104	1/80/320	6060204	1/80/320	6060304	1/80/320
3/4"	6060105	1/10/180	6060205	1/10/180	6060305	1/10/180
1"	6060106	1/20/160	6060206	1/20/160	6060306	1/20/160
1-1/4"	6060107	1/15/120	6060207	1/15/120	6060307	1/15/120
1-1/2"	6060108	1/6/48	6060208	1/6/48	6060308	1/6/48
2"	6060109	1/4/32	6060209	1/4/32	6060309	1/4/32
2-1/2"	6060110	1/16	6060210	1/16	-	-
3"	6060111	1/8/16	6060211	1/8/16	-	-
4"	6060112	1/7	6060212	1/7	-	-

Cap



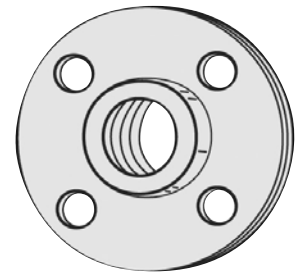
Size	Galvanized	pk.	Black	pk.	Brass	pk.
1/8"	6380101	1/25/450	6380201	1/25/450	6380301	1/25
1/4"	6380102	1/25/450	6380202	1/25/450	6380302	1/25/450
3/8"	6380103	1/35/360	6380203	1/35/630	6380303	1/35/630
1/2"	6380104	1/75/600	6380204	1/75/600	6380304	1/75/600
3/4"	6380105	1/40/320	6380205	1/40/320	6380305	1/40/320
1"	6380106	1/25/200	6380206	1/25/200	6380306	1/25/200
1-1/4"	6380107	1/8/144	6380207	1/8/144	6380307	1/8/144
1-1/2"	6380108	1/15/120	6380208	1/15/120	6380308	1/15/120
2"	6380109	1/6/108	6380209	1/6/108	6380309	1/6/108
2-1/2"	6380110	1/24/48	6380210	1/24/48	-	-
3"	6380111	1/6/12	6380211	1/6/12	-	-
4"	6380112	1/5/10	6380212	1/5/10	-	-

Square Head Plug



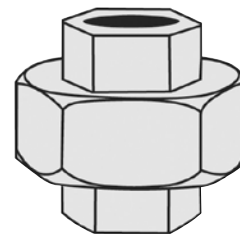
Size	Galvanized	pk.	Black	pk.	Brass	pk.
1/8"	-	-	6460201	1/25/450	6460301	1/25/450
1/4"	-	-	6460202	1/25/450	6460302	1/25/450
3/8"	6460103	1/25/450	6460203	1/25/450	6460303	1/25/450
1/2"	6460104	1/50/900	6460204	1/50/900	6460304	1/50/900
3/4"	6460105	1/40/720	6460205	1/40/720	6460305	1/40/720
1"	6460106	1/20/360	6460206	1/20/360	6460306	1/20/360
1-1/4"	6460107	1/10/180	6460207	1/10/180	6460307	1/10/180
1-1/2"	6460108	1/12/216	6460208	1/12/216	6460308	1/12/216
2"	6460109	1/8/144	6460209	1/8/144	6460309	1/8/144
2-1/2"	6460110	1/32	6460210	1/32	-	-
3"	6460111	1/24	6460211	1/24	-	-
4"	6460112	1/16	6460212	1/16	-	-

Floor Flange



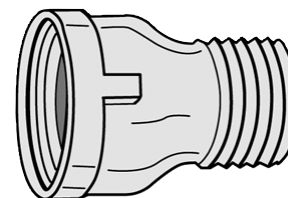
Size	Galvanized	pk.	Black	pk.	Brass	pk.
1/4"	6820102	1/20/160	6820202	1/20/160	-	-
3/8"	6820103	1/20/160	6820203	1/20/160	-	-
1/2"	6820104	1/20/160	6820204	1/20/160	-	-
3/4"	6820105	1/20/160	6820205	1/20/160	-	-
1"	6820106	1/15/120	6820206	1/15/120	-	-
1-1/4"	6820107	1/12/96	6820207	1/12/96	-	-
1-1/2"	6820108	1/10/80	6820208	1/10/80	-	-
2"	6820109	1/8/48	6820209	1/6/48	-	-

Union



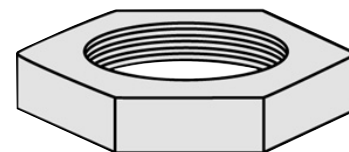
Size	Galvanized	pk.	Black	pk.	Brass	pk.
1/8"	6300101	1/45/360	6300201	1/45/360	6300301	1/35/280
1/4"	6300102	1/45/360	6300202	1/45/360	6300302	1/35/360
3/8"	6300103	1/35/280	6300203	1/35/280	6300303	1/35/280
1/2"	6300104	1/30/240	6300204	1/30/240	6300304	1/30/240
3/4"	6300105	1/35/140	6300205	1/35/140	6300305	1/35/140
1"	6300106	1/5/40	6300206	1/5/40	6300306	1/5/40
1-1/4"	6300107	1/8/64	6300207	1/8/64	6300307	1/8/64
1-1/2"	6300108	1/4/32	6300208	1/4/32	6300308	1/4/32
2"	6300109	1/4/32	6300209	1/4/32	6300309	1/4/32
2-1/2"	6300110	1/7/14	-	-	-	-
3"	6300111	1/5/10	-	-	-	-
4"	6300112	1/3/6	-	-	-	-

Extension



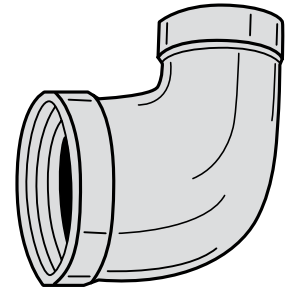
Size	Galvanized	pk.	Black	pk.	Brass	pk.
1/2"	6800104	1/50/400	6800204	1/50/400	-	-
3/4"	6800105	1/75/300	6800205	1/75/300	-	-
1"	6800106	1/50/200	6800206	1/50/200	-	-
1-1/4"	6800107	1/32/128	6800207	1/32/128	-	-
1-1/2"	6800108	1/15/60	-	-	-	-
2"	6800109	1/12/48	-	-	-	-

Locknut



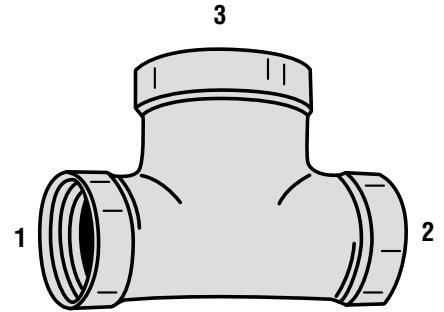
Size	Galvanized	pk.	Black	pk.	Brass	pk.
1/2"	6889140	1/40/720	-	-	-	-
3/4"	6889150	1/30/540	6889250	1/30/540	-	-
1"	6889160	1/25/450	6889260	1/25/450	-	-
1-1/4"	6889170	1/15/270	-	-	-	-
1-1/2"	6889180	1/12/216	-	-	-	-
2"	6889190	1/8/144	-	-	-	-

Reducing Elbow



Size	Galvanized	pk.	Black	pk.	Brass	pk.
1/4" x 1/8"	-	-	6420221	1/25/450	-	-
1/2" x 1/4"	6420142	1/25/450	6420242	1/25/450	-	-
1/2" x 3/8"	6420143	1/25/450	6420243	1/25/450	-	-
3/4" x 1/2"	6420154	1/15/270	6420254	1/15/270	6420354	1/15/270
1" x 3/8"	-	-	6420263	1/15/120	-	-
1" x 1/2"	6420164	1/15/120	6420264	1/15/120	-	-
1" x 3/4"	6420165	1/15/120	6420265	1/15/120	6420365	1/15/120
1" x 1-1/2"	-	-	6420274	1/8/64	-	-
1-1/4" x 3/4"	6420175	1/8/64	6420275	1/8/64	-	-
1-1/4" x 1"	6420176	1/8/64	6420276	1/8/64	6420376	1/8/64
1-1/2" x 1/2"	-	-	6420284	1/10/40	-	-
1-1/2" x 3/4"	-	-	6420285	1/10/40	-	-
1-1/2" x 1"	6420186	1/10/40	6420286	1/10/40	-	-
1-1/2" x 1-1/4"	6420187	1/10/40	6420287	1/10/40	-	-
2" x 1/2"	-	-	6420294	1/8/32	-	-
2" x 3/4"	-	-	6420295	1/8/32	-	-
2" x 1"	-	-	6420296	1/8/32	-	-
2" x 1-1/4"	-	-	6420297	1/8/32	-	-
2" x 1-1/2"	-	-	6420298	1/8/32	-	-
2-1/2" x 1-1/2"	-	-	64202A8	1/9/18	-	-
3" x 2"	-	-	64202B9	1/6/12	-	-
3" x 2-1/2"	-	-	64202BA	1/6/12	-	-
4" x 2"	-	-	64202C9	1/6	-	-

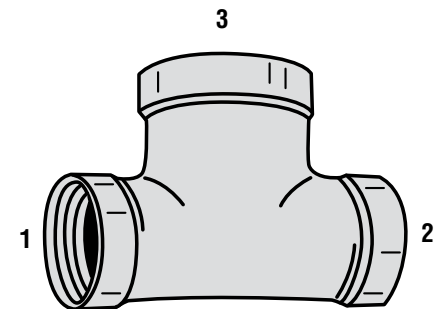
Reducing Tee



The size of a reducing tee is read with dimensions 1, 2, 3 in the order shown above. If size 1 and 2 are the same only one is used. For example a 1" x 1" x 1/2" tee can also be called a 1" x 1/2" tee.

Size	Galvanized	pk.	Black	pk.
1/4" x 1/8"	-	-	-	-
3/8" x 1/8"	-	-	6262331	1/20/360
1/2" x 3/8"	6261443	1/15/270	6262443	1/15/270
1/2" x 3/4"	6880145	1/45/180	6262145	1/45/180
3/4" x 1/2"	6261552	1/45/180	6262554	1/45/180
1" x 1/4"	-	-	6262662	1/10/80
1" x 1/2"	6261664	1/10/80	6262664	1/10/80
1" x 3/4"	6261665	1/10/80	6262665	1/10/80
1-1/4" x 1/2"	-	-	6262774	1/5/40
1-1/4" x 3/4"	6261775	1/5/40	6262775	1/5/40
1-1/4" x 1"	6261776	1/5/40	6262776	1/5/40
1-1/2" x 1-1/4"	6261887	1/5/40	6262887	1/5/40
2" x 1/2"	-	-	6262994	1/6/24
2" x 1"	-	-	6262996	1/6/24
2" x 1-1/2"	6261998	1/6/24	6262998	1/6/24

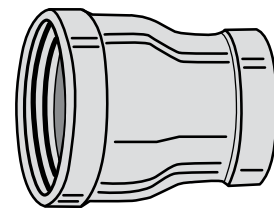
Reducing Tee



The size of a reducing tee is read with dimensions 1, 2, 3 in the order shown above. If size 1 and 2 are the same only one is used. For example a 1" x 1" x 1/2" tee can also be called a 1" x 1/2" tee.

Size	Galvanized	pk.	Black	pk.
3/4" x 1/2" x 1/2"	6261544	1/45/180	6262544	1/45/180
3/4" x 1/2" x 3/4"	6261545	1/45/180	6262545	1/45/180
1" x 1/2" x 1/2"	6261644	1/10/80	6262644	1/10/80
1" x 3/4" x 1/2"	-	-	6262654	1/10/80
1" x 3/4" x 3/4"	6261655	1/10/80	6262655	1/10/80
1" x 3/4" x 1"	6261656	1/10/80	6262656	1/10/80
1-1/4" x 1/2" x 3/4"	-	-	6262745	1/5/40
1-1/4" x 1/2" x 1"	-	-	6262746	1/5/40
1-1/2" x 3/4" x 1"	-	-	6262856	1/5/40

Reducing Coupling



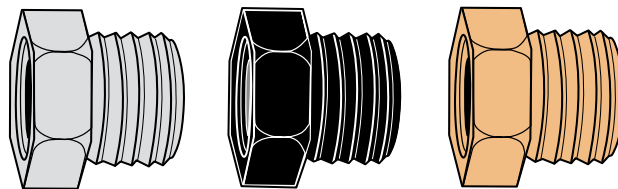
Size	Galvanized	pk.	Black	pk.	Brass	pk.
1/4" x 1/8"	6340121	1/25/450	6340221	1/25/450	6340321	1/25/450
3/8" x 1/8"	6340131	1/30/540	6340231	1/30/540	6340331	1/30/540
3/8" x 1/4"	6340132	1/30/540	6340232	1/30/540	6340332	1/30
1/2" x 1/8"	6340141	1/30/540	-	-	-	-
1/2" x 1/4"	6340142	1/30/540	6340242	1/30/540	6340342	1/30/540
1/2" x 3/8"	6340143	1/30/540	6340243	1/30/540	-	-
3/4" x 1/4"	6340152	1/20/360	6340252	1/40/320	-	-
3/4" x 3/8"	6340153	1/20/360	6340253	1/40/320	-	-
3/4" x 1/2"	6340154	1/40/320	6340254	1/40/320	6340354	1/40/320
1" x 1/2"	6340164	1/10/180	6340264	1/10/180	-	-
1" x 3/4"	6340165	1/30/120	6340265	1/30/120	6340365	1/30
1-1/4" x 1/2"	6340174	1/5/90	-	-	-	-
1-1/4" x 3/4"	6340175	1/5/90	6340275	1/5/90	-	-
1-1/4" x 1"	6340176	1/5/90	6340276	1/5/90	-	-
1-1/2" x 1/4"	6340187	1/4/72	6340284	1/4/72	-	-
1-1/2" x 1/2"	6340184	1/4/72	6340284	1/4/72	-	-
1-1/2" x 3/4"	6340185	1/4/72	6340285	1/4/72	-	-
1-1/2" x 1"	6340186	1/4/72	6340286	1/4/72	-	-
1-1/2" x 1-1/4"	6340187	1/4/72	6340287	1/4/72	6340387	1/4/72
2" x 1"	6340196	1/5/40	6340296	1/5/40	-	-
2" x 1-1/4"	6340197	1/5/40	6340297	1/5/40	-	-
2" x 1-1/2"	6340198	1/5/40	6340298	1/5/40	6340398	1/5/40
2-1/2" x 1-1/2"	63401A8	1/16/32	63402A8	1/16/32	-	-
2-1/2" x 2"	63401A9	1/16/32	63402A9	1/16/32	-	-
3" x 2"	63401B9	1/12	-	-	-	-
3" x 2-1/2"	6340199	1/12	63402BA	1/12	-	-
4" x 2"	63401C9	1/9	-	-	-	-
4" x 2-1/2"	63401CA	1/9	-	-	-	-
4" x 3"	63401CB	1/9	63402CB	1/9	-	-

Merchant Coupling



Size	Galvanized	pk.	Black	pk.	Brass	pk.
1/8"	6060401	1/30/540	6060501	1/30/540	-	-
1/4"	6060402	1/30/540	6060502	1/30/540	-	-
3/8"	6060403	1/25/450	6060503	1/25/450	-	-
1/2"	6060404	1/100/400	6060504	1/100/400	-	-
3/4"	6060405	1/50/320	6060505	1/80/320	-	-
1"	6060406	1/40/160	6060506	1/40/160	-	-
1-1/4"	6060407	1/16/64	6060507	23392	-	-
1-1/2"	6060408	1/12/48	6060508	1/12/48	-	-
2"	6060409	1/9/36	6060509	1/9/36	-	-
2-1/2"	6060410	-	-	-	-	-
3"	6060411	-	-	-	-	-

Bushing




Size	Galvanized	pk.	Black	pk.	Brass	pk.
1/4" x 1/8"	-	-	6780221	1/35/630	6780321	1/35/630
3/8" x 1/8"	-	-	6780231	1/35/630	6780331	1/35
3/8" x 1/4"	-	-	6780232	1/35/630	6780332	1/34/630
1/2" x 1/8"	6780141	1/30/540	6780241	1/30/540	6780341	1/30
1/2" x 1/4"	6780142	1/40/720	6780242	1/30/540	6780342	1/30/540
1/2" x 3/8"	6780143	1/40/720	6780243	1/40/720	6780343	1/40/720
3/4" x 1/8"	-	-	6780251	1/75/600	6780351	1/75/600
3/4" x 1/4"	6780152	1/75/600	6780252	1/75/600	6780352	1/75/600
3/4" x 3/8"	6780153	1/75/600	6780253	1/75/600	6780353	1/75
3/4" x 1/2"	6780154	1/75/600	6780254	1/75/600	6780354	1/75/600
1" x 1/8"	-	-	6780261	1/25/450	-	-
1" x 1/4"	6780162	1/25/450	6780262	1/25/450	-	-
1" x 3/8"	6780163	1/25/450	6780263	1/25/450	6780363	1/25/450
1" x 1/2"	6780164	1/25/450	6780264	1/25/450	6780364	1/25/450
1" x 3/4"	6780165	1/25/450	6780265	1/25/450	6780365	1/25/450
1-1/4" x 1/4"	6780174	1/12/216	6780272	1/12/216	-	-
1-1/4" x 1/2"	6780172	1/12/216	6780274	1/12/216	6780374	1/12/216
1-1/4" x 3/4"	6780175	1/12/216	6780275	1/12/216	6780375	1/12/216
1-1/4" x 1"	6780176	1/12/216	6780276	1/12/216	6780376	1/12/216
1-1/2" x 1/4"	6780183	1/10/180	6780282	1/10/180	-	-
1-1/2" x 1/2"	6780184	1/10/180	6780284	1/10/180	6780384	1/10/180
1-1/2" x 3/4"	6780185	1/10/180	6780285	1/10/180	6780385	1/10/180
1-1/2" x 1"	6780186	1/10/180	6780286	1/10/180	6780386	1/10/180
1-1/2" x 1-1/4"	6780187	1/10/180	6780287	1/10/180	6780387	1/10/180
2" x 1/2"	6780194	1/5/90	6780294	1/5/90	6780394	1/5/90
2" x 3/4"	6780195	1/5/90	6780295	1/5/90	6780395	1/5/90
2" x 1"	6780196	1/5/90	6780296	1/5/90	6780396	1/5/90
2" x 1-1/4"	6780197	1/5/90	6780297	1/5/90	6780397	1/5/90
2" x 1-1/2"	6780198	1/5/90	6780298	1/5/90	6780398	1/5/90
2-1/2" x 1-1/2"	67801A8	1/20/40	-	-	-	-
2-1/2" x 2"	67801A9	1/20/40	67802A9	1/20/40	-	-
3" x 1"	67801B6	1/16/32	67802B6	1/8/24	-	-
3" x 1-1/2"	-	-	67802B8	1/8/24	-	-
3" x 2"	67801B9	1/16	67802B9	1/16	-	-
3" x 2-1/2"	67801BA	1/16/32	-	-	-	-
4" x 1-1/2"	67801D8	1/10/20	67802D8	1/10/20	-	-
4" x 2"	67801D9	1/10/20	-	-	-	-
4" x 2-1/2"	67801DA	1/10/20	67802DA	1/10/20	-	-
4" x 3"	67801DB	1/10	67802DB	1/10	-	-

Galvanized



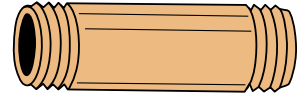
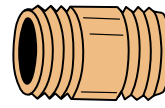
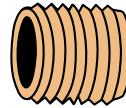
	CLOSE	1-1/2"	2"	2-1/2"	3"	3-1/2"	4"	4-1/2"	5"	5-1/2"	6"	7"	8"	9"	10"	12"
1/8"	7300101	7300102	7300103	7300104	7300105	7300106	7300107	7300108	7300109	7300110	7300111	7300112	7300113	-	7300115	7300116
pk.	1/10/480	1/10/480	1/10/480	1/10/480	1/10/480	1/10/240	1/10/240	1/10/240	1/10/240	1/10/240	1/10/240	1/10/240	1/25/150	-	1/25/150	1/25/150
1/4"	7300201	7300202	7300203	7300204	7300205	7300206	7300207	7300208	7300209	7300210	7300211	-	7300213	-	7300215	7300217
pk.	1/10/480	1/10/480	1/10/480	1/10/480	1/10/480	1/10/240	1/10/240	1/10/240	1/10/240	1/10/240	1/10/240	-	1/25/150	-	1/25/150	1/25/150
3/8"	7300301	7300302	7300303	7300304	7300305	7300306	7300307	7300308	7300309	7300310	7300311	-	7300313	-	7300315	7300317
pk.	1/10/480	1/10/480	1/10/480	1/10/480	1/10/480	1/10/240	1/10/240	1/10/240	1/10/240	1/10/240	1/10/240	-	1/25/150	-	1/25/150	1/25/150
1/2"	7300401	7300402	7300403	7300404	7300405	7300406	7300407	7300408	7300409	7300410	7300411	7300412	7300413	7300414	7300415	7300417
pk.	1/25/600	1/25/600	1/25/600	1/25/400	1/25/400	1/25/400	1/25/300	1/25/300	1/25/200	1/25/200	1/25/200	1/25/150	1/25/150	1/25/150	1/25/150	1/25/150
3/4"	7300501	7300502	7300503	7300504	7300505	7300506	7300507	7300508	7300509	7300510	7300511	7300512	7300513	7300514	7300515	7300517
pk.	1/25/400	1/25/400	1/25/300	1/25/300	1/25/200	1/25/200	1/25/200	1/25/200	1/25/200	1/25/200	1/25/200	1/25/100	1/25/100	1/25/100	1/25/100	1/25/100
1"	7300601	-	7300603	7300604	7300605	7300606	7300607	7300608	7300609	7300610	7300611	7300612	7300613	7300614	7300615	7300617
pk.	1/10/160	-	1/10/160	1/10/160	1/10/160	1/10/160	1/10/120	1/10/120	1/10/80	1/10/80	1/10/80	1/10/40	1/10/40	1/10/40	1/10/40	1/10/40
1-1/4"	7300701	-	7300703	7300704	7300705	7300706	7300707	7300708	7300709	7300710	7300711	7300712	7300713	7300714	7300715	7300717
pk.	1/5/80	-	1/5/80	1/5/80	1/5/80	1/5/60	1/5/60	1/5/60	1/5/60	1/5/60	1/5/60	1/5/30	1/5/30	1/5/30	1/5/30	1/5/30
1-1/2"	7300801	-	7300803	7300804	7300805	7300806	7300807	7300808	7300809	7300810	7300811	7300812	7300813	7300814	7300815	7300817
pk. pk.	1/5/80	-	1/5/80	1/5/80	1/5/80	1/5/60	1/5/60	1/5/60	1/5/40	1/5/40	1/5/40	1/5/20	1/5/20	1/5/20	1/5/20	1/5/20
2"	7300901	-	-	7300904	7300905	7300906	7300907	7300908	7300909	7300911	7300911	7300912	7300913	7300914	7300915	7300917
pk.	1/5/40	-	-	1/5/40	1/5/40	1/5/30	1/5/30	1/5/20	1/5/20	1/5/20	1/5/20	1/5/20	1/5/20	1/5/20	1/5/20	1/5/20
2-1/2"	7301001	-	-	-	7301005	-	7301007	-	7301009	-	7301011	-	7301013	-	7301015	7301017
pk.	1/40/80	-	-	-	1/30/60	-	1/15/30	-	1/14/28	-	1/10/20	-	1/10/20	-	1/6/12	1/6/12
3"	7301101	-	-	-	7301105	-	7301107	-	7301109	-	7301111	-	7301113	-	7301115	7301117
pk.	1/15/30	-	-	-	1/15/30	-	1/12/24	-	1/8/16	-	1/8/16	-	1/6/12	-	1/4/8	1/4/8
4"	7301300	-	-	-	-	-	7301307	-	7301309	-	7301311	7301312	7301313	-	7301315	7301317
pk.	1/10/20	-	-	-	-	-	1/6/12	-	1/5/10	-	1/5/10	1/3/6	1/3/6	-	1/2/4	1/2/4

Black



	CLOSE	1-1/2"	2"	2-1/2"	3"	3-1/2"	4"	4-1/2"	5"	5-1/2"	6"	7"	8"	9"	10"	11"	12"
1/8"	7000101	7000102	7000103	7000104	7000105	7000106	7000107	7000108	7000109	7000110	7000111	7000112	7000113	-	7000115	-	7000117
pk.	1/10/480	1/10/480	1/10/480	1/10/480	1/10/480	1/10/240	1/10/240	1/10/240	1/10/240	1/10/240	1/10/240	1/10/240	1/25/150	-	1/25/150	-	1/25/150
1/4"	7000201	7000202	7000203	7000204	7000205	7000206	7000207	7000208	7000209	7000210	7000211	-	7000213	-	-	-	7000217
pk.	1/10/480	1/10/480	1/10/480	1/10/480	1/10/480	1/10/240	1/10/240	1/10/240	1/10/240	1/10/240	1/10/240	-	1/25/150	-	-	-	1/25/150
3/8"	7000301	7000302	7000303	7000304	7000305	7000306	7000307	7000308	7000309	7000310	7000311	7000312	7000313	7000314	7000315	7000316	7000317
pk.	1/25/480	1/10/480	1/10/480	1/10/480	1/10/480	1/10/240	1/10/240	1/10/240	1/10/240	1/10/240	1/10/240	1/10/240	1/25/150	1/25/150	1/25/150	1/25/150	1/25/150
1/2"	7000401	7000402	7000403	7000404	7000405	7000406	7000407	7000408	7000409	7000410	7000411	7000412	7000413	7000414	7000415	-	7000417
pk.	1/25/600	1/25/600	1/25/600	1/25/400	1/25/400	1/25/400	1/25/300	1/25/300	1/25/200	1/25/200	1/25/200	1/25/150	1/25/150	1/25/150	1/25/150	-	1/25/150
3/4"	7000501	7000502	7000503	7000504	7000505	7000506	7000507	7000508	7000509	7000310	7000511	7000512	7000513	7000514	7000515	-	7000517
pk.	1/25/400	1/25/400	1/25/300	1/25/300	1/25/200	1/25/200	1/25/200	1/25/200	1/25/200	1/10/240	1/25/200	1/25/100	1/25/100	1/25/100	1/25/100	-	1/25/100
1"	7000601	-	7000603	7000604	7000605	7000606	7000607	7000608	7000609	7000610	7000611	7000612	7000613	7000614	7000615	7000616	7000617
pk.	1/10/160	-	1/10/160	1/10/160	1/10/160	1/10/160	1/10/120	1/10/120	1/10/80	1/10/80	1/10/80	1/10/40	1/10/40	1/10/40	1/10/40	1/10/40	1/10/40
1-1/4"	7000701	-	7000703	7000704	7000705	7000706	7000707	7000708	7000709	7000710	7000711	7000712	7000713	-	7000715	7000716	7000717
pk.	1/5/80	-	1/5/80	1/5/80	1/5/80	1/5/60	1/5/60	1/5/60	1/5/60	1/5/60	1/5/60	1/5/30	1/5/30	-	1/5/30	1/5/30	1/5/30
1-1/2"	7000801	-	7000803	7000804	7000805	7000806	7000807	7000808	7000809	7000810	7000811	7000812	7000813	-	7000815	7000816	7000817
pk.	1/5/80	-	1/5/80	1/5/80	1/5/80	1/5/60	1/5/60	1/5/60	1/5/40	1/5/40	1/5/40	1/5/20	1/5/20	-	1/5/20	1/5/20	1/5/20
2"	7000901	-	-	7000904	7000905	7000906	7000907	7000908	7000909	7000910	7000911	7000912	7000913	-	7000915	-	7000917
pk.	1/5/40	-	-	1/5/40	1/5/40	1/5/30	1/5/30	1/5/20	1/5/20	1/5/20	1/5/20	1/5/20	1/5/20	-	1/5/20	-	1/5/20
2-1/2"	7001001	-	-	-	7001005	-	7001007	-	7001009	-	7001011	-	7001013	-	7001015	-	7001017
pk.	1/40/80	-	-	-	1/30/60	-	1/15/30	-	1/14/28	-	1/10/20	-	1/10/20	-	1/6/12	-	1/6/12
3"	7001101	-	-	-	7001105	-	7001107	-	7001109	-	7001111	-	7001113	-	7001115	-	7001116
pk.	1/15/30	-	-	-	1/15/30	-	1/12/24	-	1/8/16	-	1/8/16	-	1/6/12	-	1/4/8	-	1/4/8
4"	7001201	-	-	-	-	-	7001207	-	-	-	7001211	-	7001213	-	7001215	-	7001217
pk.	1/10/20	-	-	-	-	-	1/6/12	-	-	-	1/5/10	-	1/3/6	-	1/2/4	-	1/2/4

Brass



	CLOSE	1-1/2"	2"	2-1/2"	3"	3-1/2"	4"	4-1/2"	5"	5-1/2"	6"	7"	8"	9"	10"	11"	12"
1/8"	6900101	6900102	6900103	6900104	6900105	6900106	6900107	6900108	6900109	6900110	6900111	-	-	-	-	-	-
pk.	1/48/480	1/10/480	1/10/480	1/10/480	1/48/480	1/24/240	1/10/240	1/24/240	1/10/240	1/10/240	1/10/240	-	-	-	-	-	-
1/4"	6900201	6900202	6900203	6900204	6900205	6900206	6900207	6900208	6900209	6900210	6900211	-	-	-	-	-	-
pk.	1/48/480	1/10/480	1/10/480	1/10/480	1/10/480	1/10/240	1/10/240	1/10/240	1/10/240	1/10/240	1/10/240	-	-	-	-	-	-
3/8"	6900301	6900302	6900303	6900304	6900305	6900306	6900307	6900308	6900309	6900310	6900311	-	-	-	-	-	-
pk.	1/10/480	1/10/480	1/10/480	1/10/480	1/10/480	1/10/240	1/10/240	1/10/240	1/10/240	1/10/240	1/10/240	-	-	-	-	-	-
1/2"	6900401	6900402	6900403	6900404	6900405	6900406	6900407	6900408	6900409	6900410	6900411	6900412	6900413	6900414	6900415	6900416	6900417
pk.	1/25/600	1/25/600	1/25/600	1/25/400	1/25/400	1/25/400	1/25/300	1/25/300	1/25/200	1/25/200	1/25/200	1/25/150	1/25/150	1/6/150	1/25/150	1/25/150	1/25/150
3/4"	6900501	6900502	6900503	6900504	6900505	6900506	6900507	6900508	6900509	6900510	6900511	6900512	6900513	6900514	6900515	6900516	6900517
pk.	1/25/400	1/25/400	1/25/300	1/25/300	1/25/200	1/25/200	1/25/200	1/25/200	1/25/200	1/25/200	1/25/200	1/8/200	1/25/100	1/25/100	1/25/100	1/25/100	1/25/100
1"	6900601	-	6900603	6900604	6900605	6900606	6900607	6900608	6900609	6900610	6900611	-	-	-	-	-	-
pk.	1/10/160	-	1/10/160	1/10/160	1/10/160	1/10/1610	1/10/120	1/10/120	1/10/80	1/10/80	1/10/80	-	-	-	-	-	-
1-1/4"	6900701	-	6900702	6900704	6900705	6900706	6900707	6900708	6900709	6900710	6900711	-	-	-	-	-	-
pk.	1/5/80	-	1/5/80	1/5/80	1/5/80	1/5/80	1/5/80	1/12/60	1/5/60	1/5/60	1/5/60	-	-	-	-	-	-
1-1/2"	6900801	-	6900802	6900804	6900805	6900806	6900807	6900808	6900809	6900810	6900811	-	-	-	-	-	-
pk.	1/5/60	-	1/5/60	1/5/60	1/5/60	1/5/60	1/5/60	1/5/20	1/5/20	1/5/20	1/5/40	-	-	-	-	-	-
2"	6900901	-	-	6900902	6900905	6900906	6900907	6900908	6900909	6900910	6900911	-	-	-	-	-	-
pk.	1/5/40	-	-	1/5/40	1/5/40	1/5/30	1/5/30	1/5/20	1/5/20	1/5/20	1/5/20	-	-	-	-	-	-

90° ELBOW



5400010	1/4" C x C 90° Elbow	Bulk	pk. 25/1200
5400020	3/8" C x C 90° Elbow	Bulk	pk. 25/1000
5400030	1/2" C x C 90° Elbow	Bulk	pk. 100/500
5400040	3/4" C x C 90° Elbow	Bulk	pk. 25/200
5400050	1" C x C 90° Elbow	Bulk	pk. 10/100
5400060	1-1/4" C x C 90° Elbow	Bulk	pk. 10/50
5400070	1-1/2" C x C 90° Elbow	Bulk	pk. 5/35
5400080	2" C x C 90° Elbow	Bulk	pk. 1/17
5405020	3/4" x 1/2" C x C 90° Elbow	Bulk	pk. 25/200
5405030	1" x 1/2" C x C 90° Elbow	Bulk	pk. 25/80
5405040	1" x 3/4" C x C 90° Elbow	Bulk	pk. 25/250

90° STREET ELBOW



5410030	1/2" FTG x C 90° St. Elbow	Bulk	pk. 25/500
5410040	3/4" FTG x C 90° St. Elbow	Bulk	pk. 25/200
5410050	1" FTG x C 90° St. Elbow	Bulk	pk. 10/100
5410060	1-1/4" FTG x C 90° St. Elbow	Bulk	pk. 10/50
5410070	1-1/2" FTG x C 90° St. Elbow	Bulk	pk. 5/35
5410080	2" FTG x C 90° St. Elbow	Bulk	pk. 1/17

45° ELBOW



5415030	1/2" C x C 45° Elbow	Bulk	pk. 25/500
5415040	3/4" C x C 45° Elbow	Bulk	pk. 25/200
5415050	1" C x C 45° Elbow	Bulk	pk. 10/100
5415060	1-1/4" C x C 45° Elbow	Bulk	pk. 5/60
5415070	1-1/2" C x C 45° Elbow	Bulk	pk. 20/40
5415080	2" C x C 45° Elbow	Bulk	pk. 1/18

45° STREET ELBOW



5420030	1/2" FTG x C 45° St. Elbow	Bulk	pk. 25/500
5420040	3/4" FTG x C 45° St. Elbow	Bulk	pk. 25/200
5420050	1" FTG x C 45° St. Elbow	Bulk	pk. 10/250
5420051	1-1/4" FTG x C 45° St. Elbow	Bulk	pk. 5/50

C x F 90° ELBOW



5425030	1/2" C x F 90° Elbow	Bulk	pk. 1/50/250
---------	----------------------	------	--------------

C x M 90° ELBOW



5435030	1/2" C x M 90° Elbow	Bulk	pk. 1/30/270
---------	----------------------	------	--------------

90° C x C DROP EAR ELBOW



5445030	1/2" C x C 90° Drop Ear Elbow	Bulk	pk. 1/50/300
---------	-------------------------------	------	--------------

90° C x F DROP EAR ELBOW



5450030	1/2" C x F 90° Drop Ear Elbow	Bulk	pk. 1/25/250
---------	-------------------------------	------	--------------

90° C x C ELBOW W/ DRAIN



5460030	1/2" C x C Drain Elbow	Bulk	pk. 1/25/200
---------	------------------------	------	--------------

TEE



5465030	1/2" C x C x C Tee	Bulk	pk. 25/300
5465040	3/4" C x C x C Tee	Bulk	pk. 1/20/160
5465050	1" C x C x C Tee	Bulk	pk. 1/10/60
5465060	1-1/4" C x C x C Tee	Bulk	pk. 1/5/35
5465070	1-1/2" C x C x C Tee	Bulk	pk. 1/5/20
5465080	2" C x C x C Tee	Bulk	pk. 1/5/10
5470030	3/4" x 1/2" x 1/2" C x C x C Tee	Bulk	pk. 1/10/180
5470040	3/4" x 1/2" x 3/4" C x C x C Tee	Bulk	pk. 1/10/120
5470050	3/4" x 3/4" x 1/2" C x C x C Tee	Bulk	pk. 1/10/170
5470080	1" x 1" x 1/2" C x C x C Tee	Bulk	pk. 1/10/100
5470090	1" x 1" x 3/4" C x C x C Tee	Bulk	pk. 1/10/60
5470210	1-1/4" x 1-1/4" x 1/2" C x C x C Tee	Bulk	pk. 1/5/50
5470220	1-1/4" x 1-1/4" x 3/4" C x C x C Tee	Bulk	pk. 1/5/50
5470225	1-1/4" x 1-1/4" x 1" C x C x C Tee	Bulk	pk. 1/5/40

C x F x C TEE



5480030	1/2" C x F x C Tee	Bulk	pk. 1/25/250
5480040	3/4" C x F x C Tee	Bulk	pk. 1/20/120

C x C x F TEE



5485030	1/2" C x C x F Tee	Bulk	pk. 1/50/300
5490020	3/4" x 3/4" x 1/2" C x C x F Tee	Bulk	pk. 1/25/100

BASEBOARD TEE



5510040	3/4" x 1/8 x 3/4" Baseboard Tee	Bulk	pk. 1/25/100
---------	---------------------------------	------	--------------

COUPLING w/ STOP



5530010	1/4" C x C Coupling w/ Stop	Bulk	pk. 25/100
5530020	3/8" C x C Coupling w/ Stop	Bulk	pk. 25/1200
5530030	1/2" C x C Coupling w/ Stop	Bulk	pk. 25/800
5530040	3/4" C x C Coupling w/ Stop	Bulk	pk. 25/300
5530050	1" C x C Coupling w/ Stop	Bulk	pk. 10/150
5530060	1-1/4" C x C Coupling w/ Stop	Bulk	pk. 1/20/100
5530070	1-1/2" C x C Coupling w/ Stop	Bulk	pk. 1/10/60
5530080	2" C x C Coupling w/ Stop	Bulk	pk. 1/5/40
5535030	1/2" x 3/8" C x C Coupling	Bulk	pk. 25/800
5535040	3/4" x 1/2" C x C Coupling	Bulk	pk. 25/350
5535050	1" x 1/2" C x C Coupling	Bulk	pk. 1/10/250
5535060	1" x 3/4" C x C Coupling	Bulk	pk. 1/10/160
5535070	1-1/4" x 1" C x C Coupling	Bulk	pk. 1/10/100
5535080	1-1/2" x 1" C x C Coupling	Bulk	pk. 1/10/100
5535090	1-1/2" x 1-1/4" C x C Coupling	Bulk	pk. 1/100

SLIP COUPLING NO STOP



5545030	1/2" C x C Slip Coupling (No Stop)	Bulk	pk. 25/800
5545040	3/4" C x C Slip Coupling (No Stop)	Bulk	pk. 25/300
5545050	1" C x C Slip Coupling (No Stop)	Bulk	pk. 1/10/150
5545060	1-1/4" C x C Slip Coupling (No Stop)	Bulk	pk. 1/25/100
5545070	1-1/2" C x C Slip Coupling (No Stop)	Bulk	pk. 1/10/100
5545080	2" C x C Slip Coupling (No Stop)	Bulk	pk. 1/5/40

C x M ADAPTER



5550020	3/8" C x M Adapter	Bulk	pk. 1/50/500
5550030	1/2" C x M Adapter	Bulk	pk. 25/600
5550040	3/4" C x M Adapter	Bulk	pk. 25/250
5550050	1" C x M Adapter	Bulk	pk. 1/10/150
5550060	1-1/4" C x M Adapter	Bulk	pk. 1/10/110
5550070	1-1/2" C x M Adapter	Bulk	pk. 1/10/65
5550080	2" C x M Adapter	Bulk	pk. 1/5
5555010	3/8" x 1/2" C x M Adapter	Bulk	pk. 1/25/250
5555020	1/2" x 3/8" C x M Adapter	Bulk	pk. 1/25/200
5555030	1/2" x 3/4" C x M Adapter	Bulk	pk. 1/25/250
5555050	3/4" x 1/2" C x M Adapter	Bulk	pk. 1/25/250
5555060	3/4" x 1" C x M Adapter	Bulk	pk. 1/10/150
5555070	1" x 1/2" C x M Adapter	Bulk	pk. 1/10/180
5555080	1" x 3/4" C x M Adapter	Bulk	pk. 1/10/150
5555140	2" x 1-1/2" C x M Adapter	Bulk	pk. 1/5/50

C x F ADAPTER



5560030	1/2" C x F Adapter	Bulk	pk. 1/25/450
5560040	3/4" C x F Adapter	Bulk	pk. 1/25/200
5560050	1" C x F Adapter	Bulk	pk. 1/10/140
5560060	1-1/4" C x F Adapter	Bulk	pk. 1/10/110
5560070	1-1/2" C x F Adapter	Bulk	pk. 1/10/100
5560080	2" C x F Adapter	Bulk	pk. 1/5/50
5565020	1/2" x 3/8" C x F Adapter	Bulk	pk. 1/25/800
5565030	1/2" x 3/4" C x F Adapter	Bulk	pk. 1/25/300
5565040	3/4" x 1/2" C x F Adapter	Bulk	pk. 1/25/300
5565050	3/4" x 1" C x F Adapter	Bulk	pk. 1/10/140
5565060	1" x 3/4" C x F Adapter	Bulk	pk. 1/10/150

TUBE CAP



5575020	3/8" Tube Cap	Bulk	pk. 25/2500
5575030	1/2" Tube Cap	Bulk	pk. 25/1400
5575040	3/4" Tube Cap	Bulk	pk. 25/1500
5575050	1" Tube Cap	Bulk	pk. 10/300
5575060	1-1/4" Tube Cap	Bulk	pk. 1/25/200
5575070	1-1/2" Tube Cap	Bulk	pk. 1/20/140
5575080	2" Tube Cap	Bulk	pk. 1/10/60

UNION



5580030	1/2" C x C Union	Bulk	pk. 1/25/200
5580040	3/4" C x C Union	Bulk	pk. 1/10/100
5580050	1" C x C Union	Bulk	pk. 1/10/70
5580060	1-1/4" C x C Union	Bulk	pk. 1/5/50
5580070	1-1/2" C x C Union	Bulk	pk. 1/5/25
5580080	2" C x C Union	Bulk	pk. 1/2/12

ELBOW



406-005	1/2" 90° Elbow	Bulk	pk. 10/50
406-007	3/4" 90° Elbow	Bulk	pk. 10/50
406-010	1" 90° Elbow	Bulk	pk. 10/50
406-012	1-1/4" 90° Elbow	Bulk	pk. 5/25
406-015	1-1/2" 90° Elbow	Bulk	pk. 5/25
406-020	2" 90° Elbow	Bulk	pk. 1/25

FEMALE ELBOW



407-005	1/2" x 90° Slip x Female Elbow	Bulk	pk. 10/50
407-007	3/4" x 90° Slip x Female Elbow	Bulk	pk. 10/50

ST. ELBOW



409-005	1/2" x 90° St. Elbow	Bulk	pk. 5/50
409-007	3/4" x 90° St. Elbow	Bulk	pk. 5/50
409-010	1" x 90° St. Elbow	Bulk	pk. 5/50
409-012	1-1/4" x 90° St. Elbow	Bulk	pk. 5/25
409-015	1-1/2" x 90° St. Elbow	Bulk	pk. 5/25
409-020	2" x 90° St. Elbow	Bulk	pk. 5/10
410-005	1/2" MPT St. Elbow	Bulk	pk. 10/50
410-007	3/4" MPT St. Elbow	Bulk	pk. 5/50

45° ELBOW



417-005	1/2" x 45° Elbow	Bulk	pk. 10/50
417-007	3/4" x 45° Elbow	Bulk	pk. 10/50
417-010	1" x 45° Elbow	Bulk	pk. 5/50
417-012	1-1/4" x 45° Elbow	Bulk	pk. 5/25
417-015	1-1/2" x 45° Elbow	Bulk	pk. 5/25

COUPLING



429-005	1/2" Coupling	Bulk	pk. 10/100
429-007	3/4" Coupling	Bulk	pk. 10/50
429-010	1" Coupling	Bulk	pk. 10/50
429-012	1-1/4" Coupling	Bulk	pk. 5/25
429-015	1-1/2" Coupling	Bulk	pk. 5/25
429-020	2" Coupling	Bulk	pk. 5/25

FPT COUPLING



430-005	1/2" FPT Coupling	Bulk	pk. 10/100
430-007	3/4" FPT Coupling	Bulk	pk. 10/50
430-010	1" FPT Coupling	Bulk	pk. 5/50

MALE ADAPTER



436-005	1/2" Male Adapter	Bulk	pk. 10/100
436-007	3/4" Male Adapter	Bulk	pk. 10/50
436-010	1" Male Adapter	Bulk	pk. 10/50
436-012	1-1/4" Male Adapter	Bulk	pk. 5/25
436-015	1-1/2" Male Adapter	Bulk	pk. 5/25

FEMALE ADAPTER



435-005	1/2" Female Adapter	Bulk	pk. 10/100
435-007	3/4" Female Adapter	Bulk	pk. 10/50
435-010	1" Female Adapter	Bulk	pk. 10/50
435-012	1-1/4" Female Adapter	Bulk	pk. 5/25
435-015	1-1/2" Female Adapter	Bulk	pk. 5/25
435-020	2" Female Adapter	Bulk	pk. 5/25

BUSHING



437-101	3/4" x 1/2" Bushing	Bulk	pk. 10/100
437-131	1" x 3/4" Bushing	Bulk	pk. 5/100
437-211	1-1/2" x 1" Bushing	Bulk	pk. 5/25
437-212	1-1/2" x 1-1/4" Bushing	Bulk	pk. 5/25
439-212	1-1/2" x 1-1/4" Threaded Bushing	Bulk	pk. 1/25

TEE



401-005	1/2" Tee	Bulk	pk. 10/50
401-007	3/4" Tee	Bulk	pk. 10/50
401-010	1" Tee	Bulk	pk. 5/50
401-012	1-1/4" Tee	Bulk	pk. 5/25
401-015	1-1/2" Tee	Bulk	pk. 5/25
401-101	3/4" x 1/2" Tee	Bulk	pk. 10/50
401-167	1-1/4" x 3/4" Tee	Bulk	pk. 5/25

COMBO TEE



402-005	1/2" Slip x 1/2" Slip x 1/2" FPT Combo Tee	Bulk	pk. 10/50
402-007	3/4" Slip x 3/4" Slip x 3/4" FPT Combo Tee	Bulk	pk. 5/50
402-101	3/4" Slip x 3/4" Slip x 1/2" FPT Combo Tee	Bulk	pk. 5/50

CROSS



420-005	1/2" Coupling	Bulk	pk. 5/50
420-007	3/4" Coupling	Bulk	pk. 5/50

CAP



447-005	1/2" Cap	Bulk	pk. 10/100
447-007	3/4" Cap	Bulk	pk. 10/100
447-010	1" Cap	Bulk	pk. 5/50
447-012	1-1/4" Cap	Bulk	pk. 5/25
447-015	1-1/2" Cap	Bulk	pk. 5/25
447-020	2" Cap	Bulk	pk. 5/25
447-030	3" Cap	Bulk	pk. 2/10
447-040	4" Cap	Bulk	pk. 1/5

THREADED CAP



448-005	1/2" FPT Cap	Bulk	pk. 10/100
448-007	3/4" FPT Cap	Bulk	pk. 5/100
448-010	1" FPT Cap	Bulk	pk. 5/50
448-012	1-1/4" Threaded Cap	Bulk	pk. 5/10
448-015	1-1/2" Threaded Cap	Bulk	pk. 5/10
448-020	2" Threaded Cap	Bulk	pk. 5/5

PLUG



449



450

449-005	1/2" Slip Plug	Bulk	pk. 10/50
449-007	3/4" Slip Plug	Bulk	pk. 5/50
450-005	1/2" MPT Plug	Bulk	pk. 5/50
450-007	3/4" MPT Plug	Bulk	pk. 5/50

90° ELBOW



D300015	1-1/2" 90° Elbow	Bulk	pk. 1/5/100
D300020	2" 90° Elbow	Bulk	pk. 1/5/50
D300030	3" 90° Elbow	Bulk	pk. 1/25
D300040	4" 90° Elbow	Bulk	pk. 1/10

90° ST ELBOW



D302015	1-1/2" 90° St. Elbow	Bulk	pk. 1/5/100
D302020	2" 90° St. Elbow	Bulk	pk. 1/50
D302030	3" 90° St. Elbow	Bulk	pk. 1/20
D302040	4" 90° St. Elbow	Bulk	pk. 1/10

45° ELBOW



D321015	1-1/2" 45° Elbow	Bulk	pk. 1/20/100
D321020	2" 45° Elbow	Bulk	pk. 1/5/50
D321030	3" 45° Elbow	Bulk	pk. 1/20
D321040	4" 45° Elbow	Bulk	pk. 1/10

45° St. ELBOW



D323015	1-1/2" 45° St. Elbow	Bulk	pk. 1/20/100
D323020	2" 45° St. Elbow	Bulk	pk. 1/50
D323030	3" 45° St. Elbow	Bulk	pk. 1/20
D323040	4" 45° St. Elbow	Bulk	pk. 1/10

1/2° ELBOW



D324015	1-1/2" 22-1/2° Elbow	Bulk	pk. 1/20/50
D324020	2" 22-1/2° Elbow	Bulk	pk. 1/25

SIDE INLET ELBOW



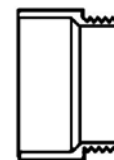
D301338	3" x 2" Side Inlet Elbow	Bulk	pk. 1/20
---------	--------------------------	------	----------

COUPLING




D100015	1-1/2" Coupling	Bulk	pk. 1/20/100
D100020	2" Coupling	Bulk	pk. 1/20/100
D102251	2" x 1-1/2" Coupling	Bulk	pk. 1/25
D100030	3" Coupling	Bulk	pk. 1/60
D102338	3" x 2" Coupling	Bulk	pk. 1/20
D102337	3" x 1-1/2" Coupling	Bulk	pk. 1/20
D100040	4" Coupling	Bulk	pk. 1/25
D102420	4" x 2" Coupling	Bulk	pk. 1/10
D102422	4" x 3" Coupling	Bulk	pk. 1/10

MADE ADAPTER



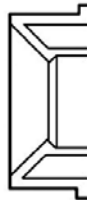
D109015	1-1/2" Male Adapter	Bulk	pk. 1/20/100
D109020	2" Male Adapter	Bulk	pk. 1/50
D109030	3" Male Adapter	Bulk	pk. 1/25
D109040	4" Male Adapter	Bulk	pk. 1/25

FEMALE ADAPTER



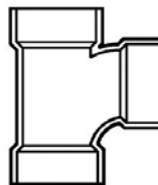
D101012	1-1/4" Female Adapter	Bulk	pk. 1/100
D101015	1-1/2" Female Adapter	Bulk	pk. 1/20/100
D101020	2" Female Adapter	Bulk	pk. 1/20/100
D101030	3" Female Adapter	Bulk	pk. 1/30

BUSHING



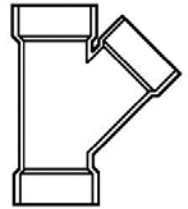
D107212	1-1/2" x 1-1/4" Bushing	Bulk	pk. 1/100
D107251	2" x 1-1/2" Bushing	Bulk	pk. 5/50
D107337	3" x 1-1/2" Bushing	Bulk	pk. 1/30
D107338	3" x 2" Bushing	Bulk	pk. 1/30
D107420	4" x 2" Bushing	Bulk	pk. 1/30
D107422	4" x 3" Bushing	Bulk	pk. 1/30

SANITARY TEE



D400012	1-1/4" Sanitary Tee	Bulk	pk. 1/50
D400015	1-1/2" Sanitary Tee	Bulk	pk. 1/100
D400020	2" Sanitary Tee	Bulk	pk. 1/35
D401241	2" x 1-1/2" x 1-1/2" Sanitary Tee	Bulk	pk. 1/25
D401242	2" x 1-1/2" x 2" Sanitary Tee	Bulk	pk. 1/25
D401251	2" x 2" x 1-1/2" Sanitary Tee	Bulk	pk. 1/50
D400030	3" Sanitary Tee	Bulk	pk. 1/30
D401337	3" x 3" x 1-1/2" Sanitary Tee	Bulk	pk. 1/20
D401338	3" x 3" x 2" Sanitary Tee	Bulk	pk. 1/10
D400040	4" Sanitary Tee	Bulk	pk. 1/5
D401420	4" x 4" x 2" Sanitary Tee	Bulk	pk. 1/10
D401422	4" x 4" x 3" Sanitary Tee	Bulk	pk. 1/10

WYE



D600015	1-1/2" Wye	Bulk	pk. 5/50
D600020	2" Wye	Bulk	pk. 1/25
D601251	2" x 1-1/2" Wye	Bulk	pk. 1/25
D600030	3" Wye	Bulk	pk. 1/25
D601337	3" x 1-1/2" Wye	Bulk	pk. 1/15
D601338	3" x 2" Wye	Bulk	pk. 1/25
D600040	4" Wye	Bulk	pk. 1/5
D601420	4" x 2" Wye	Bulk	pk. 1/10
D601422	4" x 3" Wye	Bulk	pk. 1/10
D612420	4" x 2" Double Wye	Bulk	pk. 1/5

CLEANOUT PLUG



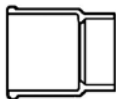
D106015	1-1/2" C/O Plug	Bulk	pk. 5/50
D106020	2" Cleanout Plug	Bulk	pk. 1/50
D106030	3" Cleanout Plug	Bulk	pk. 1/25
D106040	4" Cleanout Plug	Bulk	pk. 1/30

CLEANOUT ADAPTER



D105030	3" Cleanout Adapter Less Plug	Bulk	pk. 1/25
D105040	4" Cleanout Adapter Less Plug	Bulk	pk. 1/10
D112015	1-1/2" C/O Adapter w/ Plug	Bulk	pk. 1/20/50
D112020	2" Cleanout Adapter w/ Plug	Bulk	pk. 1/25
D112030	3" Cleanout Adapter w/ Plug	Bulk	pk. 1/25
D112040	4" Cleanout Adapter w/ Plug	Bulk	pk. 1/10

PIPE HUB ADAPTER



D123020 2" Soil Pipe Hub Adapter Bulk pk. 1/20

P-TRAP



D706015 1-1/2" P-Trap, 2 pc. Bulk pk. 1/25
 # D706020 2" P-Trap, 2 pc. Bulk pk. 1/20
 # D707015 1-1/2" P-Trap, 2 pc., w/ C/O Bulk pk. 1/50
 # D707020 2" P-Trap, 2 pc., w/ Cleanout Bulk pk. 1/10
 # D708015 1-1/2" LA Style Union P-Trap Bulk pk. 1/25
 # D708020 2" LA Style Union P-Trap Bulk pk. 1/20
 # D711015 1-1/2" LA Style Union P-Trap, S.J. In. Bulk pk. 1/25

ABS P-TRAPS – WITH UNION

- Sch. 40 size
- DWV weight



Item #	Inlet	Outlet	
# 2280	2" Hub, Weld	2" Hub, Weld	pk. 1/20
# 2282	1-1/4" Slip Joint	2" Hub, Weld	pk. 1/20

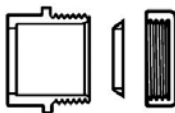
ABS SWIVEL ADAPTER

- Sch. 40 size
- DWV weight
- With 1-1/2" rubber washer to seal threaded connection



Item #	Inlet	Outlet	
# 2281	1-1/2" IPS, Swivel	2" Spigot, Weld	pk. 1/12/48

TRAP ADAPTER



D113015 1-1/2" Male Trap Adapter Bulk pk. 1/50
 # D104015 1-1/2" Fem. Trap Adapter Bulk pk. 1/50

PVC FLOOR FLANGE

- Countersunk holes for mounting screws



Item #	Description	Metal Ring	Knock Out	
# 7601001	4" x 3" One Piece	No	Yes	Bulk pk. 1/25
# 7601006	3" x 4" Offset	No	No	Bulk pk. 1/25
# 7601004	4" One Piece	No	No	Bulk pk. 1/25
# 7601008	4" Spigot	No	No	Bulk pk. 1/25
# 7601009	3" Spigot	No	No	Bulk pk. 1/25
# 7601002	4" x 3"	Yes	Yes	Bulk pk. 1/25
# 7601005	4"	Yes	No	Bulk pk. 1/25
# 7601003	3" Spigot	Yes	No	Bulk pk. 1/25

Pipe Cutting Tools

MINI TUBING CUTTER

- Cuts 1/8" to 7/8" OD tubing



C1111 Carded pk. 6/72

STANDARD TUBING CUTTER

- Cuts 1/8" to 1-1/8" OD tubing



C1107 Carded pk. 1/12/36

DELUXE TUBING CUTTER

- Ratcheting
- Cuts 1/4" to 2" OD tubing



1109C Bulk pk. 1/6/48

PLASTIC PIPE CUTTER

- Durable epoxy coated finish
- Cuts plastic pipe, rubber tube or hose
- Cuts 1/2" to 1-5/8" pipe
- Ratcheting



C1113 Carded pk. 1/4/36

PLASTIC PIPE SAW

- Aluminum handle
- Cuts PVC & ABS



1128 Saw Bulk pk. 1/10/60

1129 Replacement Blade Bulk pk. 1/50/100

CABLE SAW FOR PLASTIC PIPE

- 36" Stainless steel cable
- Vinyl coated handles
- Works in very tight spaces
- Only needs 1/4" clearance



C1133 Carded pk. 1/10/100

ADJUSTABLE HACKSAW

- 10"-12" Adjustable length
- Cast zinc alloy handle
- 3-1/2" Clearance
- Blade included



92149 Carded pk. 6/36

12" SQUARE TUBULAR ALUMINUM HACKSAW

- Two blade position: standard & 55° for special cutting
- Rust resistant chrome plated square tube stores extra blades



92151 Carded pk. 6/36

3-3/4" DEPTH OF CUT



* Pipe is for local delivery or pick-up only
 * Please contact customer service for current pipe pricing

CAST IRON NO-HUB PIPE

301540	Cast Iron No-Hub Pipe - 10'	1-1/2"
301550	Cast Iron No-Hub Pipe - 10'	2"
301560	Cast Iron No-Hub Pipe - 10'	3"
301570	Cast Iron No-Hub Pipe - 10'	4"

BLACK SCH. 40 PIPE, TBE

358390	Black Sch. 40 Pipe, TBE - 10'	1/2"
358400	Black Sch. 40 Pipe, TBE - 10'	3/4"
358410	Black Sch. 40 Pipe, TBE - 10'	1"
358420	Black Sch. 40 Pipe, TBE - 10'	1-1/4"
358430	Black Sch. 40 Pipe, TBE - 10'	1-1/2"
358440	Black Sch. 40 Pipe, TBE - 10'	2"

GALVANIZED SCH. 40 PIPE, TBE

358470	Galvanized Sch. 40 Pipe, TBE - 10'	1/2"
358480	Galvanized Sch. 40 Pipe, TBE - 10'	3/4"
358490	Galvanized Sch. 40 Pipe, TBE - 10'	1"
358510	Galvanized Sch. 40 Pipe, TBE - 10'	1-1/2"
358520	Galvanized Sch. 40 Pipe, TBE - 10'	2"

PVC SCH. 40 PIPE

361290	PVC Sch. 40 Pipe - 10'	1/2"
361300	PVC Sch. 40 Pipe - 10'	3/4"
361310	PVC Sch. 40 Pipe - 10'	1"
360250	PVC Sch. 40 Pipe - 10'	1-1/4"

PVC SCH. 40 DWV PIPE

360260	PVC Sch. 40 Pipe - 10'	1-1/2"
360270	PVC Sch. 40 Pipe - 10'	2"
360280	PVC Sch. 40 Pipe - 10'	3"
360290	PVC Sch. 40 Pipe - 10'	4"

COPPER-TYPE M (RED STRIPE)

338130	Copper - Type M (Red Stripe) - 10'	1/2"
338140	Copper - Type M (Red Stripe) - 10'	3/4"
338150	Copper - Type M (Red Stripe) - 10'	1"
338160	Copper - Type M (Red Stripe) - 10'	1-1/4"
338170	Copper - Type M (Red Stripe) - 10'	1-1/2"
338180	Copper - Type M (Red Stripe) - 10'	2"

COPPER-TYPE L (BLUE STRIPE)

338190	Copper - Type L (Blue Stripe) - 10'	1/2"
338200	Copper - Type L (Blue Stripe) - 10'	3/4"
338210	Copper - Type L (Blue Stripe) - 10'	1"
338220	Copper - Type L (Blue Stripe) - 10'	1-1/4"
338230	Copper - Type L (Blue Stripe) - 10'	1-1/2"
338240	Copper - Type L (Blue Stripe) - 10'	2"

COPPER REFRIGERATION TUBING

338040	Copper Refrigeration Tubing - 50' Coil	1/4"
338050	Copper Refrigeration Tubing - 50' Coil	5/16"
338060	Copper Refrigeration Tubing - 50' Coil	3/8"
338070	Copper Refrigeration Tubing - 50' Coil	1/2"

THERMA-CEL PIPE COVERING

- Semi-Slit
- Foam
- 6 ft. Long



ITEM #	COPPER PIPE SIZE	IRON PIPE SIZE	WALL	PACK
301100	5/8" OD (1/2" nom.)	3/8"	3/8"	Bulk 1/66
301110	7/8" OD (3/4" nom.)	1/2"	3/8"	Bulk 1/46
301120	1-1/8" OD (1" nom.)	3/4"	3/8"	Bulk 1/37
301135	1-1/8" OD	1"	3/8"	Bulk 1/30
301140	1-5/8" OD (1-1/2" nom.)	1-1/4"	3/8"	Bulk 1/23
301150	—	1-1/2"	3/8"	Bulk 1/21
301160	—	2"	3/8"	Bulk 1/14
301180	—	4"	1/2"	Bulk 1/4

PRE-SLIT W/ ADHESIVE

301200	5/8" OD (1/2" nom.)	3/8"	3/8"	Bulk 1/66
301210	7/8" OD (3/4" nom.)	1/2"	3/8"	Bulk 1/46

FIBERGLASS PIPE INSULATION

- 3 ft. Long



ITEM #	IRON PIPE SIZE	COPPER PIPE SIZE	WALL	PACK
301220	3/8"	1/2"	1/2"	Bulk 1/85
301225	1/2"	3/4"	1/2"	Bulk 1/85
301230	3/4"	1"	1/2"	Bulk 1/68
301235	1"	1-1/4"	1/2"	Bulk 1/56
301240	1-1/4"	1-1/2"	1/2"	Bulk 1/42
301250	1-1/2"	—	1/2"	Bulk 1/39
301255	2"	—	1/2"	Bulk 1/54
301260	2"	—	1"	Bulk 1/33
301265	2-1/2"	—	1/2"	Bulk 1/33
301275	3"	—	1/2"	Bulk 1/30
301280	3"	—	1"	Bulk 1/20
301285	4"	—	1/2"	Bulk 1/20
301290	4"	—	1"	Bulk 1/14
301295	5"	—	1"	Bulk 1/11
301300	6"	—	1"	Bulk 1/8

006-70AP	438	35-206	495	66-46	523	125-70AP	438	382	437, 447	417-012	544
007-70AP	438	35-310	495	66-64	523	127-70AP	438	383	437, 447	417-015	544
008-70AP	438	40-400	379	66-66	523	129-70AP	438	384	437, 447	418A	504
009-70AP	438	40-524	379	66-68	523	136-70AP	438	386	437, 447	419	447
010-70AP	438	40VA	507	66-86	523	0140	417	387	437	420	447
10-619	494	41-818	382	66-88	523	203-70AP	438	400-DST	382	420-005	545
10-810	494	42-116	379	66-108	523	0204	416	401-005	545	420-007	545
011-70AP	438	42-216	379	66-1012	523	204-70AP	438	401-007	545	421	447
012-70AP	438	42-406	379	66-1412	523	205-70AP	438	401-010	545	422	447
013-70AP	438	42-416	379	0067	471	0205A	415	401-012	545	423P	435, 447
014-70AP	438	42-426	379	0068	471	0207	416	401-015	545	426P	447
015-70AP	438	42-516	379	68-42	522	207-70AP	438	401-101	545	429-005	544
15-420	491	42-631	381	68-44	522	210-70AP	438	401-167	545	429-007	544
15-427	491	42-691	381	68-46	522	211-70AP	438	0401P	478	429-010	544
15-510	491	43-411	379	68-48	522	212-70AP	438	402	435, 447	429-012	544
15-515	491	43-431	379	68-54	522	0213	417	402-2	523	429-015	544
15-615	491	43-973	380	68-64	522	213-70AP	438	402-4	523	429-020	544
15-620	491	46-220	381	68-66	522	0214	418	402-005	545	430	447
15-804	491	46-430	381	68-68	522	214-70AP	438	402-6	523	430-005	544
15-806	491	47-130	381	68-84	522	215-70AP	438	402-007	545	430-007	544
016-70AP	438	47-760	382	68-86	522	216-70AP	438	402-101	545	430-010	544
16BP	405	48-030	381	68-88	522	217-70AP	438	402A	435, 447	435-005	544
017-70AP	438	48-034	381	68-106	522	219-70AP	438	402R-106	523	435-007	544
018-70AP	438	48-220	381	68-108	522	220-70AP	438	403	447	435-010	544
019-70AP	438	49-023	381	68-612	522	0221	421	404	447	435-012	544
020-70AP	438	49-244	380	68-1012	522	221-70AP	438	404-4	524	435-015	544
20-205	490	49-251	380	68-1412	522	0222	421	404-5	524	435-020	544
20-211	490	49-730	381	0069	471	222-70AP	438	404-6	524	436	451
20-410	490	54BP	405	69-22	522	0223	421	404-8	524	436-005	544
021-70AP	438	60-2	521	69-42	522	226	450	404-10	524	436-007	544
023-70AP	438	60-4	521	69-44	522	0226P	420	405	435, 447	436-010	544
024-70AP	438	60-5	521	69-64	522	0229P	449	0405P	478	436-012	544
025-70AP	438	60-6	521	69-66	522	0235	421	406	435, 447	436-015	544
25-101	490	60-8	521	69-68	522	0236	421	406-005	544	437-101	545
25-103	490	60-10	521	69-86	522	0239	421	406-007	544	437-131	545
25-105	490	60-14	521	69-106	522	0240	421	406-010	544	437-211	545
25-515	492	60P-4	521	69-108	522	0242	421	406-012	544	437-212	545
027-70AP	438	60P-6	521	70-44	523	0243	421	406-015	544	438	451
29-22	521	60P-8	521	70-68	523	0246	436, 449	406-020	544	439-6	523
29-32	521	60P-10	521	70-86	523	0247	436, 449	406-42	524	439-8	523
29-42	521	61-4	522	90-905	394	0248	436, 449	406-44	524	439-212	517, 545
29-44	521	61-5	522	92-298	380	0250	419	406-52	524	440-4	523
29-46	521	61-6	522	97-014	381	0251	419	406-54	524	440-6	523
29-54	521	61-8	522	97-022	381	0251A	419	406-66	524	440-10	523
29-62	521	61-10	522	97-171	382	0251B	419	406-68	524	441S-4	523
29-64	521	61-14	522	100-DST	382	0251C	419	406-86	524	441S-6	523
29-66	521	61C-4	522	0102	417	0251D	419	406-88	524	441S-8	523
29-68	521	61C-6	522	103P	513	0254	376	406-106	524	441S-10	523
29-84	521	61C-8	522	104P	513	0257	416	406-108	524	441S-14	523
29-86	521	61C-10	522	105P	513	0258	416	406-1012	524	447-005	545
29-88	521	62-2	522	106P	513	0258SN	416	406A	435, 447	447-007	545
29-106	521	62-3	522	107JR	513	0260	416	407-005	544	447-010	545
29-108	521	62-4	522	107P	513	0261	415	407-007	544	447-012	545
29-812	521	62-5	522	110-70AP	438	0262	415	408-42	524	447-015	545
29-1212	521	62-6	522	110F-86	520	0265	416	408-44	524	447-020	545
29E-42	521	62-8	522	110F-128	427, 520	0267	420	408-54	524	447-030	545
29E-44	521	62-10	522	111-70AP	438	0268	420	408-62	524	447-040	545
29E-62	521	62-12	522	112-70AP	438	0269	416	408-64	524	448-005	545
29E-64	521	62-14	522	113-70AP	438	0281	420	408-66	524	448-007	545
29E-66	521	62R-64	522	114-70AP	438	0283	420	408-68	524	448-010	545
29E-68	521	62R-86	522	115-70AP	438	0284	420	408-84	524	448-012	545
29E-84	521	62R-106	522	116-70AP	438	0284X5	420	408-86	524	448-015	545
29E-86	521	62R-108	522	119-70AP	438	0286	418	408-88	524	448-020	545
29E-88	521	63P-4	521	120-42	520	0291	417	408-108	524	449-005	545
29E-108	521	63P-6	521	120-62	520	0296	417	408-812	524	449-007	545
29F-42	521	63P-8	521	120-64	520	300-DST	382	408-1012	524	450-005	545
29F-44	521	63P-10	521	120-70AP	438	305	448	409-005	544	450-007	545
29F-64	521	0064	471	120-84	520	306	448	409-007	544	0481AP	478
29F-66	521	64-2	523	120-86	520	307	448	409-010	544	0481P	478
29F-68	521	64-4	523	120-128	520	308	447	409-012	544	0482AP	478
29F-86	521	64-5	523	120LF	382	309	447	409-015	544	0482P	478
29F-88	521	64-6	523	121-4	520	310	447	409-020	544	0483AP	478
29FS-44	521	64-8	523	121-6	520	0317P	415	409-42	524	0483P	478
29FS-64	521	64-10	523	121-8	520	326P	447	409-64	524	0484AP	478
29FS-66	521	64-14	523	121-12	520	337	436, 447	409-66	524	0484P	478
29FS-86	521	64-64	523	122-2	520	342P	435, 447	409-68	524	0485AP	478
29FS-88	521	0065	471	122-4	520	343P	451	409-84	524	0485P	478
29S-4	521	65-4	522	122-6	520	0350	506	409-88	524	0486AP	478
29S-5	521	65-5	522	122-8	520	0350A	506	409-106	524	0486P	478
29S-6	521	65-6	522	122-12	520	350R	448	409-108	524	0487AP	478
29S-8	521	65-8	522	123-42	520	0351	506	410-005	544	0487P	478
29S-10	521	65-10	522	123-64	520	0351A	506	410-007	544	0488AP	478
030-70AP	438	65-14	522	123-70AP	412, 438	379	448	0411	483	0488P	478
30-115	495	0066	471	123-84	520	380	448	417-005	544	0489P	478
30-310	495	66-42	523	123-86	520	381	448	417-007	544	0491AP	478
35-100	495	66-44	523	123-128	520	381P	437, 447	417-010	544	0491P	478

0492AP	478	0851P	440	1548	465, 483	1830P	425	2080P	479	2283	481
0492P	478	0890	458, 419	1553P	514	1830W	425	2090P	479	2283B	481
0493P	487, 525	900	518	1577	489	1831	425	2091P	479	2283W	481
0494	487	901	518	1578	489	1831A	425	2092AP	479	2284	481
0497X10	525	903	518	1580	489	1831P	425	2092P	479	2284B	481
500-66	524	907L	518	1581	489	1831W	425	2093P	479	2284W	481
500-68	524	908	518	1600P	438	1833AP	442	2094AP	479	2287	426
500-86	524	909X	519	1601P	438	1833P	442	2095AP	479	2288	423
505-6	523	0911	390, 396	1602P	438	1834	425	2095P	479	2288W	423
518A	504	918	519	1603P	438	1835	426	2096P	479	2290AP	465
520-MPU-DST	382	923BLUE	518	1605P	438	1837R	450	2097P	479	2290P	465
528	405	923RED	518	1606P	438	1840	426	2098P	479	2291	424
528Z	405	939	518	1607P	438	1841	426	2100P	476	2291A	424
618A	504	943	518	1608P	438	1843	426	2101	476	2291P	424
0650	475	0958P	478	1610P	438	1846P	451	2102	476	2291W	424
0652	475	0964	432, 478	1611P	438	1848P	451	2104	476	2292	424
0660	474	0978P	478	1613P	438	1851	427	2105A	480	2293P	425
0662	474	1002P	503	1614	489	1852	427	2106	480	2294	424
0665	474	1009P	503	1615P	438	1853	427	2107	479	2294A	424
0666	474	1023CH	446	1616P	438	1854	427	2108	477	2294P	424
0667	474	1024D	446	1618P	438	1854W	427	2109	477	2294W	424
0668	474	1025CH	436, 446	1619	489	1855	427	2112	480	2295P	425
668-68	522	1030CH	435, 446	1621	489	1856	427	2113P	476	2296	424
0669	474	1037C	444	1622P	438	1857	427	2114P	476	2329	471
0670	475	1037H	444	1670	439	1859	423, 470	2115	476	2332	461
0671	475	1058CH	436	1671	439	1860	423, 470	2116	479	2333	461
0672	475	1059CH	436, 444	1671A	439	1861	423, 470	2117	480	2334	461
0675	475	1066HC	444	1672	439	1861A	423, 470	2117A	480	2335	461
0676	475	1073CH	444	1673	439	1862	423, 470	2118	480	2406S	467
0678	394, 475	1074C	436, 444	1673A	439	1862A	423, 470	2119	480	2407S	467
0679	394, 475	1074H	436, 444	1679	436, 442	1863	426	2119A	480	2410S	467
0680	394, 475	1081CH	436, 446	1699	448	1864	464, 424	2119B	480	2413-20	467
0690	394, 475	1085CH	436, 446	1704C	446	1865	424	2119P	480	2435-20	468
0700	460	1095D	436, 446	1704H	446	1881	448, 495	2121	477	2456	469
0701	460	1102	442, 508	1706C	444	1881R	448, 495	2122	479	2457	469
0702	460	1104A	448	1706H	444	1886	500	2123	477	2457SJ	469
0703	460	1104B	448	1707CH	435, 446	1887	500	2125	480	2458SJ	469
0704	460	1105	503, 514	1712C	446	1893	426	2125A	480	2460SJ	469
0705	460	1106P	478	1712H	446	1893SN	426	2125AORB	480	2461SJ	469
0706	460	1109C	510, 548	1713CH	444	1897	481	2125ASN	480	2462SJ	469
0706A	460	1114	442	1714	509	1898	426	2125ORB	480	2465	469
0706B	460	1115	516	1715B	509	1899	426	2125SN	480	2467	469
0706C	460	1116	516	1715C	509	1925D	517	2200P	463	2471	470
0750	460	1120	506	1718C	444	1935D	517	2201	464	2471A	470
0751	460	1121	442	1718H	444	1940D	517	2202P	463	2472	466
0752	460	1123A	442	1719	510	1941D	517	2206	465	2473	466
0753	460	1124	442	1722	515	1952D	517	2207	464	2475R-20	468
0754	460	1125A	442	1725	515	1954D	517	2210P	463	2482	422
0755	460	1128	510, 548	1740CH	435	1956D	517	2211P	463	2483	422
0756	460	1129	510, 548	1740HC	444	1957D	517	2214P	463	2484	422
0760	460	1130P	438, 509	1741CH	436, 446	1958D	517	2215P	463	2494	489, 501
0761	460	1131A	511, 498	1744D	435, 446	1959D	517	2217	464	2496	489, 501
0762	460	1138	462, 514	1746	514	1960D	517	2217A	464	2497	489, 501
0763	460	1139	462, 514	1746A	514	1963D	517	2220	464	2500P	437, 442
0764	460	1145	506	1747	514	1965D	517	2220A	464	2501P	437, 442
0765	460	1157	498, 511	1751CH	436, 444	1966D	517	2220B	464	2502P	435, 442
0779	460	1158	498, 511	1752C	446	1967D	517	2222	426	2503P	435, 442
0780	460	1159	498, 511	1752H	446	1971D	517	2230	463	2504P	442
0781	460	1190	512, 473	1754CH	436, 446	1972D	517	2240	463	2505P	442
0801	440	1198x25	498, 511	1755C	444	1981D	517	2241	463	2506P	442
0801A	440	1240	507	1755H	444	1998D	517	2241A	463	2508P	435, 442
0801T	440	1300	492	1756C	435, 444	1999D	517	2244	463	2564P	436, 442
0803	440	1301	492	1756H	435, 444	2000P	477	2247	463	2590	489
0806	440	1302	492	1757CH	435, 446	2001BP	405	2248	463	2591	489
0807	440	1305P	493	1758AC	444	2001P	477	2249	463	2592	489
0808	440	1306	493	1758AH	444	2002P	477	2254	464	2593	489
0813P	441	1307	493	1759D	436, 446	2003P	477	2255	464	2601	393
816P	450, 488	1310	493	1760H	435	2005P	477	2258	464	2604P	398
0817AP	488	1331	490	1763A	446	2006P	477	2268P	464	2605	398
0817P	488	1358P	487	1763HC	444	2007	476	2271	466	2608P	391
818AP	442	1362	487	1766C	444	2008	476	2272	466	2609R	402
0820P	482	1412P	465, 483	1766H	444	2011P	477	2272A	466	2613P	392
0821P	482	1463P	518	1779CH	436	2012	477	2273	466	2614P	392
0823P	482	1474	513	1781CH	435, 446	2018P	482	2273A	466	2618	403
0825P	482	1475	513	1788CH	446	2019	482	2274	466	2619	403
0826P	482	1482P	518	1791C	444	2020	482	2275	466	2620	402
0827P	482	1505A	464	1791H	444	2023	482	2276	466	2623	391
0828P	482	1506	464	1810	418	2025	476	2277	466	2625	391
0830P	441	1531	483	1810A	407	2030	482	2278	466	2626	403
0831P	441	1532P	483	1815	375	2032P	482	2278A	466	2627R	402
0832P	441	1536P	465, 483	1817	441, 482	2033P	482	2279	466	2630	403, 405
0833P	441	1537AP	483	1825P	376	2034P	482	2279A	466	2630BP	403
0841P	440	1537P	483	1827	425	2035P	482	2280	473, 548	2630G	403
0842P	440	1544	483	1828	458, 419	2038P	482	2280P	423, 464	2631A	391
0843P	440	1546	465, 483	1829	426	2040P	482	2281	473, 548	2635	392
0850P	440	1547	464, 465, 483	1829A	426	2045P	482	2282	473, 548	2636P	393

2639	400	2810P	465	3641	462	5301	440	7732	455	9100A	487
2640	398	2811P	465	3702A	459, 502	5312C	436, 444	7733	454	9110	488
2642	400	2813	467	3703A	459, 502	5312H	436, 444	7740	456	9111	488
2645	399	2814	467	3720A	458, 501	5331	450	7741	456	9115	488
2645B	399	2830P	477	3721A	458, 501	5354D	436, 446	7742	456	9115A	488
2647	399	3020	525	3723A	458, 501	5356CH	436, 446	7744	456	9115B	488
2648	392	3021	525	3725	458, 502	5535	435, 447	7745	456	9117	485, 488
2651	399	3022	525	3728A	458, 501	5600P	402, 405	7746	456	9118	487
2652	399	3023	525	3730A	458, 501	5601P	400	7749A	456, 483	9119	487
2653	397	3024	525	3731A	458, 501	5606P	403	7750A	456, 483	9120P	487
2653A	397	3025	525	3734A	458, 501	5608	400	7751A	456, 483	9121	487
2654	399	3026	525	3735A	458, 501	5611	400	7754	456, 485	13412S	504
2655	399	3027	525	3737A	458, 501	5612	400	7756	456, 485	17779	519
2656	397	3028	525	3738A	458, 501	5613	400	7757	456, 485	17780	519
2657	397	3029	525	3740A	458, 502	5615	397, 399	7759	456, 485	27334	517
2658	397	3030	525	3741A	458, 502	5616	397, 399	7760	454	33254	456
2664	397	03036	430	3742A	458, 502	5617	397, 399	7761	456, 485	33255	456
2669	402	03038	429	3745A	458, 502	5617A	397, 399	7762	454	33255A	456
2670	401	03040	429	3746A	458, 502	5618	397, 399	7763	454	33256	456
2671	401	03050	434	3750	460, 523	5618A	397, 399	7780	455	36206	430
2674	401	03051	430	3752	460, 523	5619	400	7782	455	36208	430
2675	401	03055	434	3753	460, 523	5631	398	7783	455	36214	429
2680	399	03060	525, 434	3754	460, 523	5632	398	7800	503	41323	510
2685	395	3061	525	3756	460, 523	5640	398	7801	503	41324	510
2689	399	3062	525	3757	460, 523	5642	397	7802	503	41325	511
2690P	393	3063	525	3766	460, 523	5668P	396	7810	503	41326	511
2691	396	3064	525	3925	520	5672	396	7811	503	52104S	517
2692P	393	03065	525, 434	3926	520	5920	451	7812	503	53990	442
2698	399	3066	525	3942	520	5921	451	8701	499	59400P	418
2702P	393, 405	3067	525	3942A	520	5926	451	8702	499	62062	430
2703P	402, 405	3068	525	4011	512	5963	451	8760	500	62063	430
2704P	402, 405	3069	525	4012	512	6082	462	8780	500	62069	420
2705	394	03070	525, 434	4013	512	06100P	475	8781	500	62070	430
2706	394	3071	462	4116	431	06110P	475	8800S	499	62072	430
2707	394	03075	434	4117	431	06120P	475	8800T	499	63401A8	537
2708P	424	03080	434	4118	431	6122	462	8801S	499	63401A9	537
2709	395	3081	462	4130	431	06130P	475	8801T	499	63401B9	537
2710	395	3100	497	4131	431	06140P	475	8802S	499	63401C9	537
2710A	395	3101	497	4140	431	06150P	475	8802T	499	63401CA	537
2710B	395	3103	497	4141	431	06160P	475	8803S	499	63401CB	537
2711P	403, 405	3104	497	4141SN	431	6162	462	8803T	499	63402A8	537
2713P	393, 402, 405	3121	462	4143	431	06170P	475	8804S	499	63402A9	537
2714	395	3127	492	4170	432	06180P	475	8804T	499	63402BA	537
2715P	424	3127Y	489, 492	4172	432	6202	462	8805S	499	63402CB	537
2716P	395	3129	492	4173	432	6242	462	8805T	499	64109	420
2718P	403, 405	3130	492	4180	431	6322	462	8850	499	64110	420
2719P	395	3132	492	4181	431	6360	517	8902C	499	64115	420
2720P	402, 405	3133	492	4182	431	6362	517	8902S	499	64120	420
2727	395	03135	492, 434	4183	431	6363	517	8902T	499	64125	420
2728P	394	03140	434	4650	510	6363A	517	8902TC	499	64202A8	535
2729AP	394	3141	490	4818	423, 470	6364	517	8903C	499	64202B9	535
2729P	394	3142	495	5110	448	6365	517	8903S	499	64202BA	535
2730P	394	3143	491	5111	448	6366	517	8903T	499	64202C9	535
2731P	395	3144	491	5112	448	6367	517	8903TC	499	64550	418
2735P	394	03150	434	5140	448	6368	517	8904S	499	67801A8	538
2736P	394	3161	462	5144	448	6480	501	8904T	499	67801A9	538
2740P	394	3182	490	5162	449	6799	503	8905S	499	67801B6	538
2741P	394	3183	490	5171	436, 449	7410	466	8905T	499	67801B9	538
2743P	394	3184	490	5180	436, 449	7415	466	8906S	499	67801BA	538
2745P	393	3186	490	5182	449	7450	466	8906T	499	67801D8	538
2746P	393	3187	490	5190	449	7451	466	8907S	499	67801D9	538
2747P	396	3201	462	5191	449	7470	466	8907T	499	67801DA	538
2748P	393	3241	462	5192	449	7471	466	8923P	503	67801DB	538
2750P	393	3260	462	5193	449	7710	454	8924P	503	67802A9	538
2751P	423	3261	462	5194	449	7711	454	8931T	499	67802B6	538
2752P	393	3262	462	5195	449	7712	454	8932S	499	67802B8	538
2754P	393	3263	462	5197	449	7713	454	8932T	499	67802B9	538
2755P	396	3264	462	5199	449	7713A	454	8933S	499	67802D8	538
2756P	396	3265	462	5202S	517	7714	454	8933T	499	67802DA	538
2757AP	396	3321	462	5203S	517	7716	454	8934S	499	67802DB	538
2757BP	396	3330P	517	5206S	517	7717	454	8934T	499	85000	436, 437
2757P	396	3352	517	5208S	517	7717A	454	8935T	499	85001	436, 437
2759P	479	3401	462	5210S	517	7718	454	8936T	499	85002	436, 437
2761P	424	3450T	396, 431	5212S	517	7719	454	8937S	499	85005	436, 437
2767P	479	3451	396, 431	5216S	517	7719A	454	8937T	499	85006A	437
2768P	479	3481	462	5220S	517	7720	454	8950S	500	85008	437
2774BL	465, 471	3490	479	5224S	517	7721	454	8950T	500	85011	437
2774P	465	3493	479	5228S	517	7722	454	8951T	500	85017	437
2775BL	465, 471	3515A	459, 502	5232S	517	7724	455	8960S	499	85018	437
2775P	465	3516A	459, 502	5236S	517	7725	455	8960T	499	85019	437
2778BL	465, 471	3520P	483	5244S	517	7726	455	8961T	499	85022	437
2778P	465	3527FM	525	5248S	517	7726A	455	8962	499	85024	437
2801BP	477	3527MC	525	5252S	517	7726M	455	8970	500	85027	437
2803P	477	3528FM	525	5264S	517	7727	455	8971	500	85045	437
2804BL	465, 471	3528MC	525	5272S	517	7727M	455	8972	500	85047	437
2804P	465	3529	525	5288S	517	7731	455	9100	487	85048	437

85049	437	99253	434	338230	549	660144	377, 441	1812101	363	2811030	467
85050	437	99255	434	338240	549	0760010	419	1812103	363	2811041	467
92149	511, 548	99256	434	0350120	475	0760020	419	1820070	367	2811150	467
92151	511, 548	99261	434	0350125	475	0760040	419	1820080	368	2811160	467
95517	465	99263	434	358390	549	0760050	419	1822020	373	2811165	467
95518	465	236375	496	358400	549	0760070	419	1822025	373	2811170	467
95519	465	236376	496	358410	549	0760080	419	1822026	373	2811181	467
95526	465	236377	496	358420	549	0760100	419	1828010	374	2811183	467
96295	433	236378	496	358430	549	0760110	419	1829010	376	2811190	467
97170	429	236379	496	358440	549	1550010	362	1829030	377	2811200	467
97172	429	236380	496	358470	549	1550110	362	1829036	376	2811210	467
97173	430	236381	496	358480	549	1550200	366	1836010	374	2811220	467
97174	430	236382	496	358490	549	1550203	367	1836015	374	2811223	467
97177	429	236383	496	358510	549	1550205	367	1836050	374	2811227	467
97180	429	236384	496	358520	549	1550210	366	1840030	376	2811228	467
97181	430	236385	496	360250	549	1550220	369	1841303	376	2811310	468
97182	430	300500	475	360260	549	1550221	369	1841310	376	2840010	468
97183	430	301100	549	360270	549	1550222	369	1850022	371	2840020	468
97184	430	301110	549	360280	549	1550223	452	1854010	370	2840030	468
97185	430	301120	549	360290	549	1550250	367	1854015	372	2840140	468
97186	430	301135	549	361290	549	1550300	367	1854020	371	2840150	468
97187	429	301140	549	361300	549	1550301	367	1854025	372	2840170	468
97188	430	301150	549	361310	549	1550350	367	1854030	370	2870010	468
97189	430	301160	549	367225	515	1550400	363, 366	1854035	372	2870020	468
97190	430	301180	549	367226	515	1550450	363	1855050	370	2870021	468
97192	429	301200	549	367301	515	1550500	363	1855051	371	2870030	468
97193	429	301210	549	367304	515	1550505	363	1855052	370	2870035	468
97194	430	301220	549	367310	515	1550600	367	1855055	371	2870040	468
97195	429	301225	549	367316	515	1550601	367	1869000	418	2870060	468
97196	429	301230	549	367344	515	1551010	364	1869010	418	2870130	468
97197	431	301235	549	367350	515	1551015	364	1869020	418	2870140	468
97198	431	301240	549	367360	515	1551110	368	1869030	419	2870150	468
97199	431	301250	549	367370	515	1551115	368	1869040	418	2870160	468
97201U	432	301255	549	367371	515	1552020	374	1869050	419	2870170	468
97202U	432	301260	549	367380	515	1554001	366	1908010	422	2870180	468
97203U	432	301265	549	367390	515	1554002	366	1908020	422	2870185	468
97205U	433	301275	549	367400	515	1554010	366	1908025	422	2870200	468
97206U	433	301280	549	367630	515	1554011	366	1996067	435, 447	2922010	472
97207U	433	301285	549	367640	515	1554021	366	2180114	500	2923100	472
97210R	432	301290	549	367650	515	1554030	366	2200004	500	2923110	472
97210U	432	301295	549	367651	515	1554031	366	2200005	500	2926015	472
97300	429	301300	549	538194	420	1554032	366	2200006	500	2927100	472
97301	429	301540	549	0550201	474	1554040	365	2200007	500	2931010	472
97302	429	301550	549	0550202	474	1554041	365	2200008	500	2932010	472
97303	429	301560	549	0550203	474	1554042	365	2200009	500	2935010	472
97304	429	301570	549	0550204	474	1554050	365	2200104	500	2936010	472
97305	429	317270	404	0550301	474	1554051	365	2200105	500	2940010	472
97306	429	317280	404	0550302	474	1554080	368	2200106	500	2940020	472
97307	429	317290	404	0550303	474	1554081	368	2200107	500	2944100	472
97308	429	317293	404	0550304	474	1554090	368	2200108	500	2945010	466
97309	429	317360	404	0550401	474	1554091	368	2200109	500	2945015	466
97310	429	317365	404	0550402	474	1558001	362	2261030	500	2950005	469
97311	429	318020	395	0550403	474	1558002	362	2261040	500	2950010	469
97875	462, 514	318030	395	0550404	474	1558003	362	2261050	500	2950020	469
97878	509, 438	318050	395	0550501	474	1558004	362	2262020	500	2950030	469
97886	430	325160	406	0550502	474	1558010	361	2262030	500	2950035	469
97887	430	325164	406	0550503	474	1558011	361	2262040	500	2950040	469
97888	430	325165	406	0550504	474	1558012	361	2262050	500	2950041	469
97889	430	325170	406	0550554	474	1558013	361	2280340	500	2950045	469
97890	430	325180	406	0550832	474	1558015	362	2280500	500	2950050	469
97891	430	325185	406	0550842	474	1558020	361	2280710	500	2950060	469
97892	430	325188	406	0550843	474	1558021	361	2280720	500	2960010	469
97894	431	325190	406	0550931	474	1558030	362	2280730	500	2960020	469
97895	431	325195	406	0550932	474	1558031	362	2280740	500	2960030	469
97896	430	325230	406	0550942	474	1558032	362	2585040	482	2960031	469
97897	430	325700	408	0550943	474	1558033	362	2586100	482	2960040	469
97899	431	325710	408	0551022	474	1558040	360	2623010	421	2960050	469
98542	433	325755	408	0551032	474	1558050	363	2623015	421	2960052	470
98549	434	325760	408	0551102	474	1558052	363	2632005	477	2960060	469
98643	420	325765	408	0551103	474	1558060	360	2632020	477	2960070	469
98644	420	325775	408	0551104	474	1558061	360	2682010	457	2960080	469
98645	420	325776	408	600062	452	1558070	361	2683010	457	2960091	469
98680	420	338040	549	600063	452	1558071	361	2685010	457	2960104	469
98702	465, 512	338050	549	600141	377, 441	1558072	361	2686010	457	2970010	470
98703	465, 512	338060	549	600146	377, 441	1558080	364	2687010	457	2970020	470
98704	465, 512	338070	549	600341	378	1558081	364	2688010	457	2970030	470
98705	465, 512	338130	549	600351	378	1558090	364	2689010	457	2970050	470
98706	465, 512	338140	549	630000	432	1558091	364	2689030	457	2984014	466
98822	433	338150	549	660001	378	1800050	375	2690010	457	2984015	466
98823	433	338160	549	660002	378	1800072	444	2691010	457	2984018	466
98824	433	338170	549	660011	378	1800073	447	2803010	470	2987010	468
98825	420	338180	549	660041	378	1800080	375	2803020	470	2987015	468
98830	420	338190	549	660042	378	1800090	375	2803040	470	2987021	468
98832	431	338200	549	660071	378	1800091	375	2807010	470	2987030	468
98833	420	338210	549	660081	378	1800092	375	2807015	470	2987031	468
98849	420	338220	549	660143	452	1800093	375	2811020	467	2987040	468

2987050	468	4010110	505	4510350	377, 501	5032021	460	5465060	542	6020103	529
2987061	468	4010500	505	4510355	377, 501	5045080	462	5465070	542	6020104	529
2987070	468	4010520	505	4514020	487	5101610	492	5465080	542	6020105	529
2987080	468	4010530	505	4515020	501	5101620	492	5470030	542	6020106	529
2987090	468	4010540	505	4545010	407	5125010	495	5470040	542	6020107	529
2987100	468	4011010	505	4545020	407	5125020	495	5470050	542	6020108	529
3040020	467	4011020	505	4550010	407	5125030	495	5470080	542	6020109	529
3060010	487	4011030	505	4550065	407	5170010	495	5470090	542	6020110	529
3065020	487	4020030	505	4550070	407	5170020	495	5470210	542	6020111	529
3090020	469	4060010	504	4550090	407	5170030	495	5470220	542	6020112	529
3090025	469	4064010	504	4550100	407	5170040	494	5470225	542	6020113	529
3090026	469	4065010	505	4550130	407	5170050	495	5480030	542	6020202	529
3090030	469	4065020	505	4550150	407	5170055	495	5480040	542	6020203	529
3090040	469	4080010	504	4550160	407	5170060	495	5485030	543	6020204	529
3090050	469	4081010	504	4550165	407	5170100	490	5490020	543	6020205	529
3090060	469	4082010	504	4550174	407	5170101	490	5510040	543	6020206	529
3090090	469	4082020	504	4550179	407	5170105	490	5523000	421	6020207	529
3090106	471, 480	4082030	504	4550212	407	5170510	490	5523006	421	6020208	529
3100010	471	4210110	505	4550225	412	5170515	490	5523014	421	6020209	529
3100040	471	4210120	505	4550230	412	5223040	494	5523022	421	6020210	529
3100050	471	4285020	506	4550235	412	5223050	494	5523030	421	6020211	529
3100060	471	4285110	506	4550250	407	5224010	494	5523040	421	6020301	529
3100070	471	4285120	506	4550280	407	5229030	462	5523050	421	6020302	529
3100080	471	4290010	506	4570070	410	5235000	520	5523052	421	6020303	529
3100110	471	4290020	506	4570090	409	5235005	520	5530010	543	6020304	529
3100120	471	4290030	506	4570100	409	5235010	520	5530020	543	6020305	529
3100130	471	4290040	506	4570110	409	5235011	520	5530030	543	6020306	529
3100140	471	4300400	486	4570120	409	5235015	520	5530040	543	6020307	529
3100150	471	4300500	486	4570123	409	5235016	520	5530050	543	6020308	529
3100170	471	4300600	486	4570130	409	5235030	520	5530060	543	6020309	529
3100200	471	4300700	486	4570140	409	5235040	520	5530070	543	6020603	524
3100300	471	4300800	486	4570141	409	5248010	492	5530080	543	6020604	524
3301038	407	4300900	486	4570145	410	5248020	492	5535030	543	6060101	532
3301041	407	4305015	507	4570155	409	5250020	498	5535040	543	6060102	532
3301044	407	4306010	507	4570156	409	5252040	497	5535050	543	6060103	532
3305010	396	4347200	507	4570157	409	5252060	497	5535060	543	6060104	532
3305015	396	4347793	507	4570158	409	5252070	497	5535070	543	6060105	532
3305020	396	4350010	507	4570160	409	5252075	497	5535080	543	6060106	532
3305030	396	4350020	507	4570180	410	5252080	497	5535090	543	6060107	532
3305040	396	4350030	507	4570185	410	5252090	497	5545030	543	6060108	532
3305050	396	4350040	507	4570193	410	5260020	520	5545040	543	6060109	532
3305060	396	4350050	507	4570200	410	5260030	520	5545050	543	6060110	532
3305065	396	4350060	507	4570300	410	5271030	520	5545060	543	6060111	532
3361023	416	4350250	507	4570301	410	5271040	520	5545070	543	6060112	532
3361025	416	4350260	507	4955020	475	5271050	520	5545080	543	6060201	532
3361030	417	4400030	489	4955030	475	5271060	520	5550020	543	6060202	532
3361040	416	4400050	489	4955040	475	5271070	520	5550030	543	6060204	532
3365060	417	4400060	489	4955050	475	5271080	520	5550040	543	6060205	532
3380050	419	4400070	489	4955060	475	5271090	520	5550050	543	6060206	532
3382010	420	4400080	489	4955070	475	5271100	520	5550060	543	6060207	532
3387110	418	4400090	489	4955110	462	5271110	520	5550070	543	6060208	532
4000010	505	4400100	489	4955120	462	5400010	542	5550080	543	6060209	532
4001010	505	4400110	489	4955140	462	5400020	542	5555010	543	6060210	532
4002010	505	4400120	489	4955160	462	5400030	542	5555020	543	6060211	532
4003010	505	4400130	489	4955170	462	5400040	542	5555030	543	6060212	532
4003020	505	4401093	489	4984010	475	5400050	542	5555050	543	6060301	532
4003030	505	4401094	489	4987020	461	5400060	542	5555060	543	6060302	532
4003195	505	4401095	489	4987030	461	5400070	542	5555070	543	6060303	532
4003220	505	4401096	489	4987033	461	5400080	542	5555080	543	6060304	532
4003235	505	4401097	489	4987037	461	5405020	542	5555140	543	6060305	532
4006020	505	4424010	507	4987040	461	5405030	542	5560030	543	6060306	532
4006040	505	4424020	507	4987050	461	5405040	542	5560040	543	6060307	532
4006060	505	4424030	507	4987055	461	5410030	542	5560050	543	6060308	532
4007010	505	4431000	507	4987060	461	5410040	542	5560060	543	6060309	532
4007020	505	4431010	507	4987065	461	5410050	542	5560070	543	6060401	537
4007030	505	4431020	507	4987070	461	5410060	542	5560080	543	6060402	537
4007040	505	4440210	505	4987080	461	5410070	542	5565020	543	6060403	537
4007050	505	4440220	505	4987090	461	5410080	542	5565030	543	6060404	537
4007110	505	4440230	505	5015010	461	5415030	542	5565040	543	6060405	537
4007120	505	4440240	505	5015025	461	5415040	542	5565050	543	6060406	537
4007130	505	4440250	505	5015030	461	5415050	542	5565060	543	6060407	537
4007140	505	4440430	505	5015045	461	5415060	542	5575020	543	6060408	537
4007150	505	4440440	505	5015050	461	5415070	542	5575030	543	6060409	537
4007220	505	4445000	505	5015070	461	5415080	542	5575040	543	6060410	537
4007230	505	4445010	505	5015100	461	5420030	542	5575050	543	6060411	537
4007240	505	4445020	505	5015110	461	5420040	542	5575060	543	6060501	537
4007250	505	4450030	506	5015130	461	5420050	542	5575070	543	6060502	537
4010010	505	4450040	506	5015140	461	5420051	542	5575080	543	6060503	537
4010020	505	4450110	506	5031011	460	5425030	542	5580030	543	6060504	537
4010030	505	4450120	506	5031021	460	5435030	542	5580040	543	6060505	537
4010040	505	4450130	506	5031031	460	5445030	542	5580050	543	6060506	537
4010050	505	4450230	506	5031041	460	5450030	542	5580060	543	6060507	537
4010070	505	4450240	506	5031051	460	5460030	542	5580070	543	6060508	537
4010080	505	4505010	506	5031061	460	5465030	542	5580080	543	6060509	537
4010090	505	4506010	506	5031071	460	5465040	542	6020101	529	6060603	524
4010100	505	4506020	506	5032011	460	5465050	542	6020102	529	6060604	524

6100101	531	6180206	530	6300107	534	6380202	532	6542050	462	6780272	538
6100102	531	6180207	530	6300108	534	6380203	532	6542060	462	6780274	538
6100103	531	6180208	530	6300109	534	6380204	532	6542070	462	6780275	538
6100104	531	6180209	530	6300110	534	6380205	532	6542080	462	6780276	538
6100105	531	6180210	530	6300111	534	6380206	532	6542090	462	6780282	538
6100106	531	6180211	530	6300112	534	6380207	532	6560170	472	6780284	538
6100107	531	6180212	530	6300201	534	6380208	532	6560400	472	6780285	538
6100108	531	6180301	530	6300202	534	6380209	532	6560410	472	6780286	538
6100109	531	6180302	530	6300203	534	6380210	532	6560420	472	6780287	538
6100110	531	6180303	530	6300204	534	6380211	532	6560430	472	6780294	538
6100111	531	6180304	530	6300205	534	6380212	532	6560500	473	6780295	538
6100112	531	6180305	530	6300206	534	6380301	532	6560510	473	6780296	538
6100201	531	6180306	530	6300207	534	6380302	532	6560520	473	6780297	538
6100202	531	6180307	530	6300208	534	6380303	532	6560530	473	6780298	538
6100203	531	6180308	530	6300209	534	6380304	532	6560580	473	6780321	538
6100204	531	6180309	530	6300301	534	6380305	532	6560590	473	6780331	538
6100205	531	6180604	524	6300302	534	6380306	532	6560600	473	6780332	538
6100206	531	6180605	524	6300303	534	6380307	532	6560700	472	6780341	538
6100207	531	6220101	530	6300304	534	6380308	532	6560870	473	6780342	538
6100208	531	6220102	530	6300305	534	6380309	532	6565010	473	6780343	538
6100209	531	6220103	530	6300306	534	6380320	524	6565020	473	6780351	538
6100210	531	6220104	530	6300307	534	6380321	524	6565030	473	6780352	538
6100211	531	6220105	530	6300308	534	6380322	524	6565040	473	6780353	538
6100212	531	6220106	530	6300309	534	6420142	535	6565050	473	6780354	538
6100301	531	6220107	530	6340121	537	6420143	535	6565060	473	6780363	538
6100302	531	6220108	530	6340131	537	6420154	535	6565065	473	6780364	538
6100303	531	6220109	530	6340132	537	6420164	535	6565070	473	6780365	538
6100304	531	6220201	530	6340141	537	6420165	535	6567010	473	6780374	538
6100305	531	6220202	530	6340142	537	6420175	535	6567020	473	6780375	538
6100306	531	6220203	530	6340143	537	6420176	535	6567030	473	6780376	538
6100307	531	6220204	530	6340152	537	6420186	535	6567040	473	6780384	538
6100308	531	6220205	530	6340153	537	6420187	535	6568500	472	6780385	538
6100309	531	6220206	530	6340154	537	6420221	535	6569000	472	6780386	538
6100603	524	6220207	530	6340164	537	6420242	535	6569100	472	6780387	538
6100604	524	6220208	530	6340165	537	6420243	535	6569101	472	6780394	538
6140101	529	6220209	530	6340174	537	6420254	535	6569201	472	6780395	538
6140102	529	6220301	530	6340175	537	6420263	535	6569202	472	6780396	538
6140103	529	6220302	530	6340176	537	6420264	535	6569302	472	6780397	538
6140104	529	6220303	530	6340184	537	6420265	535	6569303	472	6780398	538
6140105	529	6220304	530	6340185	537	6420274	535	6569402	472	6800104	534
6140106	529	6220305	530	6340186	537	6420275	535	6569403	472	6800105	534
6140107	529	6220306	530	6340187	537	6420276	535	6569404	472	6800106	534
6140108	529	6220308	530	6340196	537	6420284	535	6569405	472	6800107	534
6140109	529	6220309	530	6340197	537	6420285	535	6569406	472	6800108	534
6140110	529	6261443	536	6340198	537	6420286	535	6569407	472	6800109	534
6140111	529	6261544	536	6340199	537	6420287	535	6569601	472	6800204	534
6140112	529	6261545	536	6340221	537	6420294	535	6569602	472	6800205	534
6140201	529	6261552	536	6340231	537	6420295	535	6780141	538	6800206	534
6140202	529	6261644	536	6340232	537	6420296	535	6780142	538	6800207	534
6140203	529	6261655	536	6340242	537	6420297	535	6780143	538	6820102	533
6140204	529	6261656	536	6340243	537	6420298	535	6780152	538	6820103	533
6140205	529	6261664	536	6340252	537	6420354	535	6780153	538	6820104	533
6140206	529	6261665	536	6340253	537	6420365	535	6780154	538	6820105	533
6140207	529	6261775	536	6340254	537	6420376	535	6780162	538	6820106	533
6140208	529	6261776	536	6340264	537	6460103	533	6780163	538	6820107	533
6140209	529	6261887	536	6340265	537	6460104	533	6780164	538	6820108	533
6140210	529	6261998	536	6340275	537	6460105	533	6780165	538	6820109	533
6140211	529	6262145	536	6340276	537	6460106	533	6780172	538	6820202	533
6140212	529	6262331	536	6340284	537	6460107	533	6780174	538	6820203	533
6140301	529	6262443	536	6340285	537	6460108	533	6780175	538	6820204	533
6140302	529	6262544	536	6340286	537	6460109	533	6780176	538	6820205	533
6140303	529	6262545	536	6340287	537	6460110	533	6780183	538	6820206	533
6140304	529	6262554	536	6340296	537	6460111	533	6780184	538	6820207	533
6140305	529	6262644	536	6340297	537	6460112	533	6780185	538	6820208	533
6140306	529	6262654	536	6340298	537	6460201	533	6780186	538	6820209	533
6140307	529	6262655	536	6340321	537	6460202	533	6780187	538	6860101	531
6140308	529	6262656	536	6340331	537	6460203	533	6780194	538	6860102	531
6140309	529	6262662	536	6340332	537	6460204	533	6780195	538	6860103	531
6140604	524	6262664	536	6340342	537	6460205	533	6780196	538	6860104	531
6180101	530	6262665	536	6340354	537	6460206	533	6780197	538	6860105	531
6180102	530	6262745	536	6340365	537	6460207	533	6780198	538	6860106	531
6180103	530	6262746	536	6340387	537	6460208	533	6780221	538	6860107	531
6180104	530	6262774	536	6340398	537	6460209	533	6780231	538	6860108	531
6180105	530	6262775	536	6380101	532	6460210	533	6780232	538	6860109	531
6180106	530	6262776	536	6380102	532	6460211	533	6780241	538	6860110	531
6180107	530	6262856	536	6380103	532	6460212	533	6780242	538	6860201	531
6180108	530	6262887	536	6380104	532	6460301	533	6780243	538	6860202	531
6180109	530	6262994	536	6380105	532	6460302	533	6780251	538	6860203	531
6180110	530	6262996	536	6380106	532	6460303	533	6780252	538	6860204	531
6180111	530	6262998	536	6380107	532	6460304	533	6780253	538	6860205	531
6180112	530	6300101	534	6380108	532	6460305	533	6780254	538	6860206	531
6180201	530	6300102	534	6380109	532	6460306	533	6780261	538	6860207	531
6180202	530	6300103	534	6380110	532	6460307	533	6780262	538	6860208	531
6180203	530	6300104	534	6380111	532	6460308	533	6780263	538	6860209	531
6180204	530	6300105	534	6380112	532	6460309	533	6780264	538	6880145	536
6180205	530	6300106	534	6380201	532	6542040	462	6780265	538	6889140	534

6889150	534	6900704	541	7000415	540	7001107	540	7300517	539	7601004	394, 473, 548
6889160	534	6900705	541	7000417	540	7001109	540	7300601	539	7601005	394, 473, 548
6889170	534	6900706	541	7000501	540	7001111	540	7300603	539	7601008	394, 473, 548
6889180	534	6900707	541	7000502	540	7001113	540	7300604	539	7601009	394, 473, 548
6889190	534	6900708	541	7000503	540	7001115	540	7300605	539	7602301	473
6889250	534	6900709	541	7000504	540	7001116	540	7300606	539	7602302	473
6889260	534	6900710	541	7000505	540	7001201	540	7300607	539	7602401	473
6900101	541	6900711	541	7000506	540	7001207	540	7300608	539	7602402	473
6900102	541	6900801	541	7000507	540	7001211	540	7300609	539	7602501	473
6900103	541	6900802	541	7000508	540	7001213	540	7300610	539	7602502	473
6900104	541	6900804	541	7000509	540	7001215	540	7300611	539	7602503	473
6900105	541	6900805	541	7000511	540	7001217	540	7300612	539	7772010	439
6900106	541	6900806	541	7000512	540	7300101	539	7300613	539	7772020	439
6900107	541	6900807	541	7000513	540	7300102	539	7300614	539	7810020	439
6900108	541	6900808	541	7000514	540	7300103	539	7300615	539	7810030	439
6900109	541	6900809	541	7000515	540	7300104	539	7300617	539	7810040	439
6900110	541	6900810	541	7000517	540	7300105	539	7300701	539	7810050	439
6900111	541	6900811	541	7000601	540	7300106	539	7300703	539	7810060	439
6900201	541	6900901	541	7000603	540	7300107	539	7300704	539	7810070	439
6900202	541	6900902	541	7000604	540	7300108	539	7300705	539	7810080	439
6900203	541	6900905	541	7000605	540	7300109	539	7300706	539	7810100	439
6900204	541	6900906	541	7000606	540	7300110	539	7300707	539	7810170	439
6900205	541	6900907	541	7000607	540	7300111	539	7300708	539	7810180	439
6900206	541	6900908	541	7000608	540	7300112	539	7300709	539	7810190	439
6900207	541	6900909	541	7000609	540	7300113	539	7300710	539	7810200	439
6900208	541	6900910	541	7000610	540	7300115	539	7300711	539	7810210	439
6900209	541	6900911	541	7000611	540	7300116	539	7300712	539	7810220	439
6900210	541	7000101	540	7000612	540	7300201	539	7300713	539	7810230	439
6900211	541	7000102	540	7000613	540	7300202	539	7300714	539	7810240	439
6900301	541	7000103	540	7000614	540	7300203	539	7300715	539	7810250	439
6900302	541	7000104	540	7000615	540	7300204	539	7300717	539	7810260	439
6900303	541	7000105	540	7000616	540	7300205	539	7300801	539	7860010	439
6900304	541	7000106	540	7000617	540	7300206	539	7300803	539	7860020	439
6900305	541	7000107	540	7000701	540	7300207	539	7300804	539	7860025	439
6900306	541	7000108	540	7000703	540	7300208	539	7300805	539	7860040	439
6900307	541	7000109	540	7000704	540	7300209	539	7300806	539	7860050	439
6900308	541	7000110	540	7000705	540	7300210	539	7300807	539	7860060	439
6900309	541	7000111	540	7000706	540	7300211	539	7300808	539	7860070	439
6900310	541	7000112	540	7000707	540	7300213	539	7300809	539	7860080	439
6900311	541	7000113	540	7000708	540	7300215	539	7300810	539	7860090	439
6900401	541	7000115	540	7000709	540	7300217	539	7300811	539	7860100	439
6900402	541	7000117	540	7000710	540	7300301	539	7300812	539	7860130	439
6900403	541	7000201	540	7000711	540	7300302	539	7300813	539	7860135	439
6900404	541	7000202	540	7000712	540	7300303	539	7300814	539	7860150	439
6900405	541	7000203	540	7000713	540	7300304	539	7300815	539	7860160	439
6900406	541	7000204	540	7000715	540	7300305	539	7300817	539	7860170	439
6900407	541	7000205	540	7000716	540	7300306	539	7300901	539	7860180	439
6900408	541	7000206	540	7000717	540	7300307	539	7300904	539	7860190	439
6900409	541	7000207	540	7000801	540	7300308	539	7300905	539	7860200	439
6900410	541	7000208	540	7000803	540	7300309	539	7300906	539	7860210	439
6900411	541	7000209	540	7000804	540	7300310	539	7300907	539	7860220	439
6900412	541	7000210	540	7000805	540	7300311	539	7300908	539	8001010	467
6900413	541	7000211	540	7000806	540	7300313	539	7300909	539	8001020	467
6900414	541	7000213	540	7000807	540	7300315	539	7300911	539	8002010	467
6900415	541	7000217	540	7000808	540	7300317	539	7300912	539	8002020	467
6900416	541	7000301	540	7000809	540	7300401	539	7300913	539	8005010	467
6900417	541	7000302	540	7000810	540	7300402	539	7300914	539	8005020	467
6900501	541	7000303	540	7000811	540	7300403	539	7300915	539	8005030	467
6900502	541	7000304	540	7000812	540	7300404	539	7300917	539	8020010	471
6900503	541	7000305	540	7000813	540	7300405	539	7301001	539	8020020	471
6900504	541	7000306	540	7000815	540	7300406	539	7301005	539	8020030	471
6900505	541	7000307	540	7000816	540	7300407	539	7301007	539	8020040	471
6900506	541	7000308	540	7000817	540	7300408	539	7301009	539	8020050	471
6900507	541	7000309	540	7000901	540	7300409	539	7301011	539	8060010	506
6900508	541	7000310	540	7000904	540	7300410	539	7301013	539	8063010	448, 503
6900509	541	7000311	540	7000905	540	7300411	539	7301015	539	8063020	448, 503
6900510	541	7000312	540	7000906	540	7300412	539	7301017	539	8085020	487
6900511	541	7000313	540	7000907	540	7300413	539	7301101	539	8087010	487
6900512	541	7000314	540	7000908	540	7300414	539	7301105	539	8101010	487
6900513	541	7000315	540	7000909	540	7300415	539	7301107	539	8241020	525
6900514	541	7000316	540	7000910	540	7300417	539	7301109	539	8241030	525
6900515	541	7000317	540	7000911	540	7300501	539	7301111	539	8241040	525
6900516	541	7000401	540	7000912	540	7300502	539	7301113	539	8241050	525
6900517	541	7000402	540	7000913	540	7300503	539	7301115	539	8241060	525
6900601	541	7000403	540	7000915	540	7300504	539	7301117	539	8241070	525
6900603	541	7000404	540	7000917	540	7300505	539	7301300	539	8241080	525
6900604	541	7000405	540	7001001	540	7300506	539	7301307	539	8241095	525
6900605	541	7000406	540	7001005	540	7300507	539	7301309	539	8241100	525
6900606	541	7000407	540	7001007	540	7300508	539	7301311	539	8241110	525
6900607	541	7000408	540	7001009	540	7300509	539	7301312	539	8241140	525
6900608	541	7000409	540	7001011	540	7300510	539	7301313	539	8241150	525
6900609	541	7000410	540	7001013	540	7300511	539	7301315	539	8241160	525
6900610	541	7000411	540	7001015	540	7300512	539	7301317	539	8241165	525
6900611	541	7000412	540	7001017	540	7300513	539	7601001	394, 394, 473, 548	8338110	508
6900701	541	7000413	540	7001101	540	7300514	539	7601002	394, 473, 548	8338120	508
6900702	541	7000414	540	7001105	540	7300515	539	7601003	394, 473, 548	8338130	508

8366010	483, 514	C0209W	415	C427	451	C1699	439, 448, 503	C1855SN	427	C2619	403
8366030	478, 510	C0211	415	C428	451	C1703C	443	C1856	427	C2624	391
8428010	515	C0212	415	C430	435, 447	C1703H	443	C1856SN	427	C2625	391
8428020	515	C223	450	C431	435, 447	C1704C	445	C1864	464, 424	C2626	403
8428030	515	C224	450	C432	451	C1704H	445	C1871	450	C2630AG	403
8445110	515	C225	450	C0450	478	C1706AD	435, 445	C1875	450	C2630G	403
8445120	515	C0226	420	C0451	478	C1706D	435, 445	C1876	450	C2634	392
8445140	515	C0233	449	C0452	478	C1707CH	435, 445	C1879	450	C2634A	392
8525010	514	C0234	449	C0453	478	C1709C	443	C1891	450	C2639	400
8540010	497	C0247	449	C0490	476	C1709H	443	C1892	450	C2640	398
8540100	497	C0257A	416	C0491	478	C1712C	445	C1894B	481	C2642	400
8560000	512, 498	C0258A	416	C0492	478	C1712H	445	C1894C	481	C2644	397
8560005	512, 498	C0258ASN	416	C0494	487	C1713CH	443	C1894SN	481	C2645	399
8560010	512, 498	C0262	415	C0499	476	C1715	509	C1894W	481	C2648	392
8625010	512	C0265	416	C0525	482	C1715A	509	C1896B	481	C2650	397
8625020	512	C270	416	C0777	461	C1717D	445	C1896C	481	C2651	399
8625030	512	C0283	420	C0778	461	C1727C	443	C1896SN	481	C2653	397
8625040	512	C0284	420	C0790	486	C1727H	443	C1896W	481	C2653ORB	397
8625050	512	C0285	417	C0801	440	C1728	437, 450	C1897B	481	C2653SN	397
8625060	512	C0289	414	C0803	440	C1740CH	378, 435, 443	C1897C	481	C2655	399
8625070	512	C0290	414	C0805W	440	C1736D	445	C1897SN	481	C2656	397
8625080	512	C0292	415	C0806	440	C1740CH	378, 435, 443	C1897W	481	C2656SN	397
8625090	512	C0294	414	C0807	440	C1742C	378	C2000	477	C2660	397
8635010	512	C0295	417	C0808	440	C1742H	378	C2001	477	C2662	402
8635020	512	C0296	417	C0810	441	C1744D	378, 435, 445	C2002	477	C2664	397
8635030	512	C0297	417	C0811	441	C1749C	443	C2003	477	C2664ORB	397
8635040	512	C0298	417	C0814	441	C1749H	443	C2005	477	C2664SN	397
8635050	512	C0300	414	C0814A	441	C1751CH	436, 443	C2006	477	C2669	402
8635055	512	C0301	414	C0815	441	C1752C	445	C2007	476	C2672	401
8654005	512, 498	C0302	413	C0815A	441	C1752H	445	C2009	476	C2673	401
	A	C0302SN	413	C0818	440	C1753C	378, 436, 443	C2010	476	C2677	391
AG	440	C0303	413	C0819	440	C1753H	378, 436, 443	C2011	477	C2678	399
AVH38	484	C0303SN	413	C0830	441	C1754CH	378, 436, 445	C2014	483	C2708	424
AVH48	484	C0304	413	C0831	441	C1755C	443	C2015	476	C2712	396
AVH425	484	C0304SN	413	C0832	441	C1755H	443	C2015A	476	C2713	393
AVH450	484	C0305	413	C0833	441	C1756C	378, 435, 443	C2015B	476	C2721	395
	B	C0305SN	413	C0834	441	C1756H	378, 435, 443	C2020	482	C2730	394
B63050LF	499	C0306	413	C0909	390, 396	C1757CH	378, 435, 445	C2025	476	C2732	402
B63075LF	499	C0306SN	413	C0912	390, 396	C1758C	443	C2105	480	C2740	394
B63100LF	499	C0307	413	C1002	503	C1758H	443	C2107	479	C2741	394
BW02366	498, 511	C0307SN	413	C1005D	435, 445	C1759D	378, 436, 445	C2107A	479	C2742	393
BWDAC3-5	485	C0308	415	C1006S00	388	C1760C	435, 443	C2110	480	C2743	394
BWDAC4-5	485	C0309	414	C1007S00	388	C1760H	435, 443	C2111	480	C2744	403
BWRAC3-4	486	C0320	417	C1010TK00	388	C1761CH	443	C2116	479	C2746	393
BWRAC4-4	486	C0320SN	417	C1011TK00	388	C1766C	443	C2116SN	479	C2748	393
	C	C0321	416	C1023CH	445	C1766H	443	C2200	463	C2752	393
C001WD00	386	C0322	417	C1029D	445	C1767CH	443	C2200S00	388	C2753	393
C002WD00	386	C340	378, 451	C1030CH	435	C1770C	443	C2205	463	C2758	402
C3B5E200	390	C341	378, 451	C1040CH	445	C1770H	443	C2210	463	C2800	477
C3B5E201	390	C342	378, 435, 447	C1043D	435, 445	C1777C	445	C2213	464	C2815	467
C3B5R200	390	C346	451	C1066CH	443	C1777H	445	C2222	426	C2816	467
C3B5R201	390	C351	448	C1093D	445	C1779CH	436, 443	C2222SN	426	C2817	467
C3B5R221	390	C351A	448	C1101	478, 509	C1781CH	435, 445	C2223	463	C2818	467
C3B5R242	390	C352	448	C1102	442	C1784C	443	C2225	463	C2819	467
C3B5R260	390	C352A	448	C1104	448, 508	C1784H	443	C2226	463	C2862	396, 510
C3B5R270	390	C353	448	C1105	503, 514	C1785CH	445	C2229	463	C3450	396, 431
C3B5R290	390	C354	448	C1106A	478, 509	C1787C	443	C2231	463	C3451	396, 431
C6C4E100	386	C355	448	C1107	510, 548	C1787H	443	C2232	463	C3491	471
C6C4R100	386	C356	448	C1108	442, 508	C1788CH	445	C2243	463	C3492	465
C013WD00	386	C357	448	C1111	510, 548	C1789D	445	C2256	464	C3493	479
C013WD01	386	C365	437, 447	C1113	510, 548	C1791C	443	C2256A	464	C3498	485, 488, 507
C013WDS00	386	C367	437, 447	C1122	451	C1791H	443	C2260	464	C3499A	485, 488, 507
C14S	504	C368	437, 447	C1124	442	C1795CH	443	C2263	464	C3514	523, 485
C014WD00	386	C0381	461	C1126	506	C1798CH	443	C2270	466	C3515	459, 502
C014WDS00	386	C382	378, 437, 447, 461	C1127	478, 509	C1799C	445	C2271	466	C3516	459, 502
C18A	504	C383	437, 447	C1131	511, 498	C1799H	445	C2291	424	C3520	483
C18S	504	C384	378, 437, 447	C1133	510, 548	C1807	450	C2291SN	424	C3701	459, 502
C023WD00	386	C385	447	C1147	514	C1807A	378, 450	C2292	424	C3702	459, 502
C024WD00	386	C390	448	C1157A	512, 498	C1809	450	C2294	424	C3703	459, 502
C0101	461	C391	448	C1357	487	C1809A	378, 450	C2294SN	424	C3712	459, 502
C0102	461	C392	448	C1358	487	C1811	426	C2297	423, 464	C3713	459, 502
C106C90	388	C402	435, 447	C1359	487	C1829	426	C2297EX	464	C3714	459, 502
C106SSC00	388	C402A	435, 447	C1360	487	C1830	425	C2298	423, 464	C3715	459, 502
C106SSCAMFR00	388	C405	435, 447	C1412	465, 483	C1830SN	425	C2299	423, 464	C3716	459, 502
C0109	461	C406	378, 435, 447	C1505	464	C1831	425	C2450	466	C3717	459, 502
C0113	461	C406A	378, 435, 447	C1532	483	C1831SN	425	C2451	466	C3718	459, 502
C0114	461	C407	447	C1532S	483	C1834A	425	C2452	466	C3719	459, 502
C0200	414	C408	447	C1544	483	C1834ASN	425	C2453	466	C3720	458, 501
C0201	415	C409	435, 447	C1553	514	C1836	451	C2454	469	C3721	458, 501
C0201W	415	C0410	476, 483	C1554	512, 498	C1838	450	C2455	469	C3728	458, 501
C0202	415	C0411	483	C1600	439	C1852	427	C2466	469	C3730	458, 501
C0202SN	415	C415	447	C1606S00	388	C1852SN	427	C2479	466	C3731	458, 501
C0203	415	C416	447	C1620	439	C1853	427	C2480	422	C3732	458, 501
C0205	415	C417	447	C1623	439	C1853SN	427	C2485A	422	C3734	458, 501
C0208	415	C424	447	C1640	439	C1854	427	C2605	398	C3735	458, 501
C0209	415	C426	447	C1660	439	C1855	427	C2611	402	C3737	458, 501

C3740	458, 502	CC10035	527	D	D707020	548	P55910	494	SUP16	516
C3741	458, 502	CC10040	527	D14S	D708015	548	P55912	494	SW0	519
C3742	458, 502	CC10045	527	D18A	D708020	548	P55914	494	SW1	519
C4100	428	CC10050	527	D18S	D711015	548	P55918	494	SW2	519
C4101	428	CC10055	527	D2415	DAP00005	496	P55929	494	SW3	519
C4101A	428	CC10060	527	D2515	DAP00006	496	P55930	494	SW4	519
C4102	428	CC10065	527	D100015	DAP08640	496	P55932	494	SWAS	519
C4104	428	CC10070	527	D100020	DAP08646	496	P55934	494	T	
C4105	428	CC10075	527	D100030	DAP08648	496	P55950	492	T01	513
C4106	428	CC10080	527	D100040	DAP18008	496	P55951	492	T02	513
C4106A	428	CC10085	499, 527	D101012	DAP18101	496	P55952	492	T03	513
C4108	428	CC10090	499, 527	D101015	DK1	514	P55954	492	TC18	489, 507
C4110	428	CC10095	527	D101020	DK2	514	P55956	493	TC24	489, 507
C4120	431	CC10100	527	D101030	DK3	514	P55957	493	TC30	489, 507
C4150	431	CC10105	527	D102251	DVC-M	485	P55969	493	TC36	489, 507
C4200	428	CC10110	527	D102337	DVC-P	485	P55970	493	TC48	489, 507
C5161	449	CC10115	527	D102338	DVC-S	485	P55973	493	TK1	425
C5181	449	CC10120	527	D102420	F		P55974	493	TK1N	425
C5183	449	CC10121	527	D102422	F2CP	488	P55988	493	TK1P	425
C5197	449	CC10125	527	D104015	G		P55989	493	TK2	425
C5299	517	CC10130	527	D105030	G9-130	381	P55990	493	TK2N	425
C5339	450	CC10135	527	D105040	GRAB12	434	P55993	493	TK2P	425
C5608	400	CC10140	527	D106015	GRAB18	434	PGB	484	TS100BK	387
C5609	400	CC10150	527	D106020	GRAB24	434	PGW	484	TS100B0	387
C5615	397, 399	CC10170	459, 502, 527	D106030	GRAB30	434	Q		TS100W	387
C5620	401	CC10175	459, 502, 527	D106040	GRAB36	434	QCA	485	TS100W-CH	384, 386
C5621	401	CC10212	456	D107212	GRAB42	434	R		TS1040	385
C5622	401	CC10218	456	D107251	GRAB48	434	R2C4	488	TS104W	387
C5623	401	CC10225	454	D107337	H		R5S	488	TS295	388
C5624	400	CC10235	455	D107338	H40	504	R2600	519	TS380TC	388
C5625	399, 403	CC10240	457	D107420	H41	504	R2615	519	TT2	492
C5634	392	CC10245	457	D107422	H43	504	R2625	519	TW-9	411, 512
C5635	401	CDB	484	D109015	HS1G	490	R2650	519	U	
C5641	392	CDR1KU	410	D109020	HS1Q	490	R3000	519	U003WD00	386
C5645	398	CDR35A	410	D109030	HS12E	490	R3025	519	U004WD00	386
C5653	394	CDR333A	410	D109040	HSB12	511	R3025CL	519	U100500	388
C5655	391	CDR427	412	D112015	HW10	487	R3050	519	U100600	388
C5660	398	CDR2223	410	D112020	J		R3050CL	519	V	
C5661	398	CDR2232	412	D112030	J40019	510	R3100	519	VH48	484
C5662	398	CDRA1	410	D112040	J40260	510	R3125	519	VH350	484
C5668	396	CDRA3	410	D113015	J40261	510	R3125CTL	519	VH420	484
C5677	391	CDRK1	410	D123020	J40263	510	R3150	519	VH450	484
C5677B	391	CDRK3	410	D300015	L		R3150CTL	519	VHLB	484
C7751	456	CESS6	474	D300020	LTB	484	R32125	519	VHLW	484
C7900	439	CESS8	474	D300030	MP1	511, 497	RKE	486	VHWMB	484
C7901	439	CESS10	474	D300040	MPA1	511, 497	RKG	486	VHWMW	484
C7902	439	CESS12	474	D301338	MPAC1	511, 497	RST10	519	VKL	484
C8929	503	CG00108	519	D302015	M		S		VKWM	484
C22000	388	CG00111	519	D302020	O		S01	513	W	
C24042	467	CG00119	519	D302030	ORA225	438	S02PDQ	513	W01	513
C24102	467	CSC90B	388	D302040	P		S03702	494	WK2201C	497
C24272	468	CSC90W	388	D321015	P24-001	475	S95701	490	WT2201	497
C24352	468	CSC380B	388	D321020	P24-002	475	S95793	490		
C33214	486	CSC380W	388	D321030	P24-003	475	S95794	490		
C33215	486	CTF	487	D321040	P24-004	475	SL1003A	411		
C33216	486	CTS100CAMO	385	D323015	P1303	492	SLA15A	412		
C33218	486	CTS100OAK	385	D323020	P2078	491	SLA19AC	412		
C44125	465	CTS70W	387	D323030	P7030	492	SLA36A	411		
C44130	465, 479	CTS90BK	387	D323040	P7032	492	SLA37A	411		
C44150	465	CTS90B0	387	D324015	P7078	493	SLA38A	411		
C44160	465	CTS90W	387	D324020	P7078	493	SLA41A	411		
C44170	465	CTS100B0	384	D400012	P7079	493	SLA71	411		
C44175	465	CTS100BL	384	D400015	P7080	493	SLA156A	412		
C101000	388	CTS100B0	384	D400020	P7110	493	SLA163A	412		
C101100	388	CTS100OAKP	385	D400030	P7115	493	SLB32A	412		
C104100	388	CTS100PK	384	D400040	P8015	493	SLB39	411		
C104200	388	CTS100SHELL	385	D401241	P8100	493	SLB50A	412		
C332110	486	CTS100W	384	D401242	P8105	493	SLFMC	411		
C332112	486	CTS100W-BV	384	D401251	P8110	493	SLG1002A	411		
C803200	387	CTS100W-CH	384	D401337	P8115	493	SLH541A	412		
C803201	388	CTS104B0-BV	384	D401338	P8230	493	SLH543A	412		
C803300	388	CTS104B0	384	D401420	P8235	493	SLH1010A	411		
CA15	514	CTS104OAK	385	D401422	P8240	493	SLMK	411		
CA15-F	514	CTS104W	384	D600015	P23551	491	SLV551	412		
CA25	514	CTS104W-BV	384	D600020	P23631	491	SMG	442		
CAD15	514	CTS380B0	387	D600030	P23710	491	SP98841	518		
CAD25	514	CTS380W	387	D600040	P25230	491	SP98846	518		
CC10000	527	CTSEW	389	D601251	P25431	491	SP98851	518		
CC10005	527	CTSSA	389	D601337	P25551	491	SP98856	518		
CC10006	527	CTSSB	389	D601338	P25631	491	SP98871	518		
CC10010	527	CTSSBJ	389	D601420	P25790	491	SP98876	518		
CC10011	527	CTSSBL	389	D601422	P31780	491	SPR1	416		
CC10015	527	CTSSG	389	D612420	P55901	492	SSP12	516		
CC10020	527	CTSSW	389	D706015	P55902	492	SSP13	516		
CC10025	527	CTSSWE	389	D706020	P55904	492	SSPPLUG	516		
CC10030	527			D707015	P55906	492	SUP14A	516		

A			
Adhesives	347-348		
Air Conditioner Accessories	328-329		
Air Valves	504-505		
Appliance Cords	267		
Automotive	330, 346-347		
Awls	33		
B			
Bags	22		
Ball Catch	104, 124-125, 255		
Barn Door Hardware	227-228		
Barrel Bolts	205-206		
Bath Accessories	346, 428-432		
Bath Items	336-337, 428-432		
Bathroom Scale	327		
Batteries	56		
Bike Chains & Padlocks	141-142		
Bike Locks	147-149		
Boiler Plugs	507		
Booster Cable	330		
Boric Acid	322		
Bowl Brushes	309, 318		
Box Strike	114		
Braces	202-205		
Brackets	222, 261		
Brads	60		
Brooms	305-306, 316-317		
Brushes	275-281, 293-295, 298, 306, 308, 317		
Detail	298		
Industrial	299		
Paint	275-281, 293-295		
Roof	299		
Scrub	306, 308		
Utility	317		
Wire	398		
Buckets	310-311		
Builder's Hardware	201-228		
Bungee Straps	49		
Burglar Bar	111		
C			
C-Clamps	29		
Cabinet & Drawer Locks	254		
Cabinet Hardware	229-255		
Aluminum	240		
Antique Brass	237-239		
Antique Copper	244		
Antique Steel	243		
Black	243		
Black Nickel	243		
Brushed Chrome	240		
Brushed Nickel	240		
Ceramic	247		
Dark Oil Rubbed Bronze	237		
European Bronze	244		
Oil Rubbed Bronze	236		
Plastic	247		
Polished Brass	234-236		
Polished Chrome	241-242		
Polished Copper	244		
Porcelain	246		
Resin	246		
Rust	244		
Satin Chrome	241		
Satin Nickel	230-233		
Stainless Steel	233		
Steel	247		
Unfinished Wood	245		
Value Pack	248		
Cabinet Knobs/Pulls	230-248		
Cable Hardware	259-260		
Cable Locks	143-144, 146, 148-150		
Cam Locks	121		
Cane Bolts	185		
Carbon Monoxide Alarms	269		
Casement Window Adjuster	117		
Casement Window Fasteners	116		
Catch Strike Plate	125		
Catches	103, 124-125, 255		
Ball	103, 124-125, 255		
Magnetic	252-253		
Roller	251		
Caulk	272-274		
Caulking Guns	291		
Caution Signs	310		
Caution Tape	327, 519		
Cedar Pest Control	324		
Ceiling Hooks	210		
Chain Bolt	206		
Chain Door Guard	108		
Chalk & Chalk Lines	25		
Chest Handle	226, 255		
Chisels	31		
Circular Saw	45		
Clamps	49, 358		
Clip & Thimble	259		
Closet Accessories	346		
Closet Door Components	223		
Closet Door Track & Hardware Set	224		
Closet Pole Sockets	220-221		
Closet Rods	221		
Cloths, Cleaning	330		
Clothes Dryers	320		
Clothesline Accessories	320		
Clothesline/Swing Hook	210		
Clotheslines	320		
Coat Hooks	57		
Combination Bike Locks	148-149		
Combination Locks	139, 148-149, 151-152		
Contractor Bags	22		
Crash Chains	198		
Crimping Tool	37		
Cultivator	19		
Cutters	40-41		
Cutting Tools	20		
Cylinders	101-102		
Dummy	102		
Mortise	101		
Rim	101-102		
Thumb-Turn	101		
D			
DAP® Caulks & Sealants	272-273		
Deadbolt Strike Plates	114		
Deadbolts	77-78, 84-86		
Deadbolts, Commercial	92		
Deadbolts, Electronic	63-64		
Deck Mops	307		
Decorative Handles	105		
Decorative Hardware	229-258		
Decorator Switches, Receptacles & GFCI	266		
Deluxe Spring Clamp Set	29		
Detail Brushes	298		
Dog Tie-Outs	260		
Dolly	50, 310		
Door & Gate Latch	183		
Door Anchor Bars	108, 111		
Door and Window Security	106-133		
Door Closers	95-96, 191-192		
Door Guards	108		
Door Holders	133		
Door Knob Bumpers	132-133		
Door Knockers	109		
Door Latch Protectors	113		
Door Protectors	107		
Door Pulls	189, 200		
Door Push Plates	100		
Door Stops	127-132		
Door Viewers	110		
Drawer Slides & Sockets	254		
Drill Bits	44-45		
Drive-In Ball Catches	104		
Drop Cloths	296		
Drum Liners	22		
Dryer Cords	267		
Dummy Cylinder	111		
Dust Pans	305		
Dust Pans, Industrial	316		
Dusters	309		
E			
Electric Guns & Irons	37		
Electrical Supplies	266-268		
Electrical Tape	269		
Electronic Deadbolts	63-64		
End Cutting Nippers	37		
Escutcheon Plates	105		
Exit Devices	97-98		
Extension Bolt	126		
Extension Cords	267		
Extension Poles	290		
Eye Bolt	215		
Eye To Eye	216		
F			
Fans	4-11		
Ceiling	11		
Desk	4-5		
General Purpose	9		
Industrial	10-11		
Table	6		
Tower	8		
Wall & Pedestal	11		
Fasteners	61, 344		
Felt Pads	59, 337		
Files	32-33		
Filler Plate	111		
Flashlights	51-56		
Flip Lock	108		
Floor Mount Door Stops	130		
Floor Runners	319		
Floor Tile	319		
Floor Wax	315		
Fluorescent Bulbs	264		
Fluorescent Starters	269		
Flush Ring Pulls	226, 256		
Foam Rollers	289		
Furniture Dolly	50		
Furniture Gliders	59		
Fuses	270		

G

Garage Door Pulls	188
Garage Lock	187-188
Garage Organizer	218
Garden Accessories	13-15
Garden Hand Tools	19
Garden Hose Nozzles	132
Garden Tools	13-15, 22
Gardening Gloves	19, 304
Gate & Door Spring	200
Gate Hardware	177-189
Gate Kit, Anti Sag	186
Gate Latches Continued	184
Gate Locking Pins	157
Gate Pull Handle	182
Gauge Glass Cutter	506
GE® Caulk & Sealant	274
GFCI	266
Glass Cutter	48
Gloves	19, 297, 303-304, 309, 348
Gardening	19, 348
Industrial Rubber	304
Latex	297, 309
Nitrile	304
Utility	303
Vinyl	297
Work	304
Glue & Adhesives	347-348
Glue Gun	33
Graffiti Remover	327
Gravity Latch	183
Grommets	255

H

H.B. Smith® Tools	45-50
Hack Saws	31
Hammers	34-35, 46
Hand Pop Riveter Set	32
Hand Rail Brackets	120
Hand Saws	30
Hand Tools	338-340
Hand Trucks	50
Hand Trucks, Wheels	50
Handy Painter	289
Hardware & Fasteners	342-344
Hex Wrench Sets	38-39
Hinge Door Stops	129
Hinges	158-176
Anti Sag Gate Kit	186
Auto Closing Gate Hinge Set	180
Ball Bearing	168-169
Blind	185
Concealed	249
D-Hinge	180
Gate, Auto Closing	180
Gravity Pivot	225
H-Hinge	249
Ornamental	251
Piano Hinge	173
Plain Bearing	159-167, 172
Self-Closing	250
Spring Hinges	170-171
Spring T-Hinge	181
Strap Hinge	178, 181
T-Hinge	179-181
Tee Spring Hinge	181
Wrap	248

HiTech®	283-284
Hoe	19, 21-22
Hole Cover Plate	111
Home Electrical Products	349-350
Home Hardware	57-61
Hook & Eye	187
Hooks	57, 210-211, 219, 256-258, 327
Hook, Ceiling	210
Clothesline/Swing	210
Coat & Hat	57, 256-257
Cup	211
Decorative, Rail	258
Giant	327
Hammock	219
Hat	57
Peg	219
Rope Binding	219
S	213
Screw	213, 217
Self-Stick	58
Shoulder	212
Square Screw	212
Storage	218
Wall Mounts	258
Wardrobe	257
Wire	218
Hose Connectors	13-15
Hose Nozzles	12
Hoses	17
Hot Plates	326
House Numbers	123
Hurricane Lantern	351

I

Industrial Bowl Brushes	318
Industrial Cleaning Supplies	310-319
Insect Control	325
Insecticides	322
Insulation & Climate Control	328

J

Janitor Items	311
---------------	-----

K

Key Blanks	102
Key Plug Cylinder	119
Kickplates	124
Kitchen Convenience Products	336-337
Knap & Vogt	261
Koch Industries	259-260

L

Ladders, Folding	327
Ladders, Step	327
Lag Screws	185
Laminated Padlocks	135-136
Latches	253
Latex Gloves	297
Layout Tools	24-25
Led Flashlights	52-54
Letter Slots	122
Level	24-25, 358
Light Bulbs	268
Light Socket	265
Lighting, Motion Detection	270
Lock Box	145
Lock Installation Kits	45, 103

Locking Pliers	37, 339
Lockset Strikes	114
Locksets	62-105
Accessories	101-105
Commercial	91-100
Electronic	63-64
Mortise	86
Residential	65-90
Loppers	20

M

Mail Box Locks	121
Mailbox	121
Masking Tape	301, 326
Matchkey®	146-153
Measuring Tapes	24, 28
Mice Killers	323
Micro Roller Covers & Frames	287
Mirror Clips	226
Mops	306-307, 312-315
Cotton	307
Cotton Twine	314
Deck	307, 314
Handles	315
Janitorial/Industrial Grade	315
Loop	313
Microfiber	312
Prong	312
Saddle Wet	313-314
Sticks	313-315
Sticks, Janitorial/Industrial Grade	314
Mortise Cylinders	101
Mortise Door Bolt	206
Mortise Flush Levers	126
Mortise Locksets	86
Moth Balls	324
Moth Bar Hang-Ups	324
Motion Detection Lighting	270

N

Nails	60-61, 342-344, 351
Needle File Set	33
Night Lights	263
Nipper	37
Nutdrivers	28
Nylon Cable Ties	264

O

Oil, 3-In-One	327
Organization	218-226
Outlet Wall Taps	268

P

Pad Painter	288
Padlocks	134-154
Padlocks, Matchkey®	146-147, 153
Pails	310
Paint Accessories	285
Paint Brushes	3275-281, 293-295
Paint Can Accessories	300
Paint Foam Rollers	289
Paint Kits	288
Paint Pad Applicators	289
Paint Rollers	286-287
Paint Rollers Covers	275-276, 282-284, 287
Paint Trays & Liners	285
Painter's Mitt	289

Panic Bars	99
Patio Door Locks	119
Peg Hooks	219
Pest Supplies	322-325
Piano Hinge	173
Picture Hanging Kits	57
Pilaster	261
Plastic Sheeting	296
Pliers	36-37, 46, 338-339
Pocket Door Frame Kit	225
Polyester & Bristle Paint Brushes	281
Polyester Paint Brushes	281
Post Hole Digger	22
Post Latch	183
Power Mixers	300
Power Strips	268
Pressure Sprayers	18
Prunners	20
Pull Handles	100
Punches	32
Push Button Latch	193
Push-Button Key Plugs	194
Push-Button Lockset	193
Putty Knives	292
PXpro™	277-282
R	
Radiator Sash	295
Rakes	22
Range Cords	267
Rat Killers	322-323
Razor Blades	41
Receptacles & Switches	266
Replacement Rollers	125, 226
Rim Cylinders	101-102
Roach Killers	322
Roller Frames	276, 286
Rope & Twine	345
Rope Binding Hook	219
Rope Cleat	219
Ropes	321
Rubber Mallets	5
S	
S Hook	213
Safety Gate Hook & Eye	212
Safety Glasses	29, 297
Safety Goggles	155-157
Safety Hasps	156-158
Safety Products	297
Sandpaper	299
Sash Cord	321
Sash Hanger	199
Sash Lift	116
Sash Locks	115
Sawhorse	31
Saw Blades	30
Blades, Circular	45
Scar Cover Plates	111
Scourers	310
Scrapers	41, 49, 292, 339
Screen	353-354
Window Screen Wire	329
Window Screen Ventilators	329
Screen Door Braces	200
Screen Door Catch	196

Screen Door Components	190-199
Screen Door Hinges	197
Screen Door Sets	198
Screen Grids	285
Screw Eye	213, 215
Screw Hooks	213, 217
Screwdrivers	26, 28, 46
Screws	61
Scrub Brush	306, 308
Sealant	496
Security Door Jamb	111
Security Hardware	342
Self-Stick Hooks	58
Sewing	350-356
Sharpening Stone	32
Shelf Supports	255
Shelving	261
Shopping Carts	332-334
Shoulder Hook	212
Shovels	21-22
Shutter “S” Holder	187
Shutter Hardware	117
Signs	344
Slide Bolt	183
Sliding Door Components	223-224
Sliding Door Flush Pulley	117
Sliding Door Pulls	119
Sliding Patio Door Bar Lock	119
Sliding Patio Door Foot Lock	119
Sliding Tub & Shower Door	226
Smoke & Fire Alarms	269
Snaps	259, 351
Snips	40
Sockets & Socket Adapters	265
Soldering Iron	37
Solid Bar Pull Handle – Or Sash Lift	117
Spades	22
Specialty Locks	145
Sponge Mops & Refills	306
Spray Nozzle	348
Spray Paint Remover	327
Sprayers	18
Spreader	17
Spring Fastener	199
Spring Hinges	170-171, 181, 197-198
Sprinklers	15-16
Squeegees	310, 318
Stanley® Paint Tools	275-276
Staple Gun & Staples	33
Steel Wool	299
Storage Hooks	60, 218
Storm Door Components	190-200
Storm Door Latches	194
Storm Door Lock	196
Storm Door Lockset	195
Storm Window Kits	328
Strap Hinge	178, 181
Stretch Cords	49
Strike Keepers	196
Strike Plates	113
Surface Bolts	206
Surface Preparation	299
Surface Protection	59, 337-338
Switch & Wall Plate Covers	266
Switches & Receptacles	266

T	
T-Hinges	179-182
Tacks	61
Tape	301, 326, 357
Tarps	301, 350
Tee Spring Hinge	181
Telescopic Door Holder	131
Tension Rod	221
Thumb Latches	182
Thumb-Turn Cylinders	101
Tiles, Vinyl	319
Toilet Cleaners & Deodorizers	325
Toilet Supplies	325
Tool Bags & Totes	29
Tools	23-50
Track Locks	118
Trash Dolly	310
Trowel	19
Trowels Hawk Taping Knife	302
Tubing Cutters	41
Turnbuckle	216
Twine	321
Twist Tie Dispenser	327

U	
U-Bolt	214
Urinal Screen	319, 325
Utility Gloves	303
Utility Knives & Blades	48

V	
Vinyl Floor Runners	319
Vinyl Tiles	319

W	
Wall Protector Plate	133
Wall Taps	268
Wax, Floor	315
WD-40	327
Wet Floor Caution Signs	310
Wheel Barrow	22
White China Bristle Paint Brushes	280
Window Guard	116
Window Lift	116
Window Lock	115
Window Operators	116
Window Sash Tension Spring	117
Window Screen Wire	329
Window Screens	329
Window Tilt Latch	117
Wire Brushes	298
Wire Goods	205-208
Wire Goods, Carded	207-212
Wire Hook	218
Wire, Window Screen	329
WordLock®	143-154
Work Gloves	304
Work Lights	264, 267
Wrecking Bars	29
Wrenches	38
Wringers	311

Z	
Zap-A-Roach® Boric Acid	322

A

Add-A-Shower & Shower Bars 418-420
 Aerator Adapters 441
 Aerator Parts 440
 Air Valves 504-505
 American Standard® Parts 401-402
 Appliance Drain Hose & Tubing 489
 Appliance Hook-Up Cords 485, 486
 Appliance Repair & Installation 483-489
 Augers & Snakes 514-515

B

Ballcocks 391
 Bath & Tub Waste Parts 424-425
 Bath Accessories 428-433
 Bath Tub Drains & Waste Shoe Plugs 425-426
 Bath Waste & Overflow 422-424
 Bathroom Faucets 365-368
 Bibb Washers 439
 Boiler & Furnace Cleaning & Repair Chemicals 495
 Brass Tubular 466-471
 Bushing 538

C

Cap 532
 Cap-Thread Gaskets 438
 Caulk & Sealant 496
 Cements & Primers 492-494
 Central® Parts 435
 Ceramic Cartridge 452
 Chemicals 490-498
 Coast® Parts 402
 Compression Fittings 460, 521-523
 Compression, Hose, and Flare Fittings 520-525
 Components 377-378
 Connectors 454-456
 Coupling 532, 537
 Merchant 537
 Reducing 537
 Crane® Parts 402
 Cross 531
 Cutting Oils 595

D

Delany® Aftermarket Parts 410
 Delany® Flushvalves 408
 Delany® Parts 409-410, 435
 Delta® Faucets 382
 Dishwasher Repair 483
 Disposal Repair 483
 Drain Cleaners 490
 Drainage 472-475
 Drainage Grates 475
 Dryer Vent Hoods 484
 Dryer Vent Hose 484
 Dryer Vent Kits 484
 Duct Accessories 485

E

Elbows 529-530
 Elbows, Reducing 535
 Electric Range Knobs 486
 Eljer® Parts 402
 Escutcheons 460-461
 Extension 534

F

Faucet & Sink Installation 482
 Faucet Aerators 440
 Faucet Components 377-378
 Faucet Rebuild Kits 437
 Faucet Repair 435-452
 Faucet Repair, Handle Parts 443-451
 Faucet Seats & Seals 442
 Faucet Tools 442, 508-509
 Faucets 359-382
 Bathroom 365-368
 Delta® 382
 Gerber® 379-382
 Kitchen 360-364
 Specialty 373-377
 Tub & Shower 369-372
 Fil-Pro® Parts 403

Fittings 520-549
 Cast Iron 474-475
 Cast Iron No Hub 474
 Chrome Plated Brass 524
 Copper 542-543
 Flare 523-424
 Flexible Transition 472-473
 Garden Hose 525
 Hose 521

Lead Closet 475
 PipeBite® 526-527
 PVC DWV 473, 546-548
 PVC Sch. 40 Pressure 544-545

Flanges 461
 Flappers, Branded 400-401
 Flappers, Universal 398
 Flare Fittings 523-524
 Flexible Tubular 465
 Floor Flanges 394-396, 533
 Fluidmaster® 404
 Fluidmaster® Parts 403
 Flush Valves 405
 Flush Valves & Repair 392
 Flushometers 406-411
 Fresh Air Plate 475

G

Garden Hose Fittings 525
 Gas Range Knobs 486
 Gas Supply 489
 General Toilet Repair 393
 General Wire® Drain Cleaning Tools 515
 Gerber® Aftermarket Parts 411-412
 Gerber® Faucets 379-382
 Gerber® Parts 403, 435
 Gloves 518-519
 Grab Bars 434

H

Handle Pullers 448
 Handle Repair 449-451
 Handles, Faucet 447
 Handles, Universal 448
 Heating Valves & Accessories 504-507
 Hoov-R-Line® Parts 403
 Hoover® Parts 403
 Hose Fittings 521
 HVAC Valves 504-505
 HVAC Valves Accessories 505-507

I

Ice Maker Connector 485
 Index Buttons 448

K

Kitchen Faucets 360-364
 Kitchen Pull-Out Parts 441
 Kitchen Sink Spray System 487
 Kohler® Parts 403
 Korky® 405

L

Lavatory & Kitchen Stems 443-444
 Lavatory & Kitchen Rebuild Kits 437
 Lavatory & Sink 476-482
 Locknut 534

M

Mansfield® Parts 403
 Miscellaneous Tools 514

N

Nipples, Chrome Plated Brass 525
 No-Hub Sealant 495

O

O-Rings 438

P

Paper Rollers, Commercial 432
 Pipe 549
 Pipe Cutting Tools 510-511, 548
 Pipe Fittings 529-538
 Pipe Hangers & Stud Guards 520
 Pipe Joint 491-492
 Pipe Nipples 539-541
 Pipe Repair 462
 PipeBite® Fittings 526-527
 PipeBite® Valves 527-528
 Plastic Toilet Seats 387-388
 Plastic Tubular 463-465
 Plumber's Grease 448
 Plumber's Putty & Pastes 490
 Plumbing Supplies 519
 Plumbing Tools 508-519
 Plumbing Valves 499-503
 Plungers 513
 Pop-Up Assemblies & Parts 479-481
 Price-Pfister® Parts 436-437
 Pumps & Accessories 516-517
 PVC DWV Fittings 473, 546-548
 PVC Sch. 40 Pressure Fittings 544-545

R

Reducing Elbow 535
 Reducing Tee 536

Risers & Connectors 457-458
 Root Destroyer 494

S

Sanding 498
 Savoy® Parts 436
 Shower Accessories 417-418
 Shower Arms 416-417
 Shower Bar Flanges 420
 Shower Bars 418-420
 Shower Door Accessories 418
 Shower Heads 413-416
 Shower Sensations® 413
 Shower/Floor Drains 421
 Sink Accessories 482
 Sink Clips 482
 Sink Installation 478
 Sloan® Aftermarket Parts 411-412
 Sloan® Flushvalves 406
 Sloan® Parts 407
 Snap Couplers 441
 Soap Dishes, Commercial 432
 Soap Dispensers, Commercial 432
 Soft Toilet Seats 398-390
 Soldering & Accessories 497-498
 Soldering Tools 498, 511-512
 Soldering Chemicals 494
 Specialty Pipe Fittings 520
 Splash Guards 433
 Square Head Plug 533
 Stainless Steel Connectors 453
 Stem Packing & Lube 448
 Stems 443-446
 Lavatory & Kitchen 443-444
 Tub & Shower 445-446
 Stop Valves 458-459, 501-502
 Stoppers 476, 478
 Strainer Wrenches 478, 509-510
 Strainers 476-477
 Accessories 477
 Replacement 476
 Sump Pumps & Accessories 516

T

Tank Levers, Branded 399
 Tank Levers, Universal 397
 Tee 531
 Toilet Accessories 396
 Toilet Bolts 394
 Toilet Paper Holders 431
 Toilet Repair 491-412
 Toilet Seats 383-390
 Parts 490
 Plastic 387-388
 Soft 389-390
 Wood 384-386
 Towel Bars 431
 Towel Holders 433
 Tub & Shower 413-434
 Tub & Shower Stems 445-446
 Tub Spouts 427
 Tubing & Hose 517
 Tubing & Piping Cutters 510-511
 Tubular 463-471
 Brass 466-471
 Flexible 465
 Plastic 463-465

U

Union 534
 Urinal Valves 407

V

Valve Accessories 503, 505-506
 Valves 499-507
 Air 504-505
 Flush 392
 Heating 504-507
 HVAC 504-505
 PipeBite® 527-528
 Stop 501-502

W

Washing Machine 486-487
 Waste & Overflow 422-424
 Water Filters 487-488
 Water Heater Connectors 456-457
 Water Supply 453-461
 Wood Toilet Seats 384-386
 Wrenches 512

Z

Zurn® Aftermarket Parts 411-412



CRANBURY
Formerly HBC Home & Hardware Products

Online ordering puts the world at your fingertips.

Our World and Main (Cranbury) online ordering site includes features to make your life easier and your business more successful.

You can use our **Quick Order** method to enter orders fast by item number or alias. Or you can **Shop by Category** and browse our extensive offering of thousands of home hardware, plumbing and building supply products.

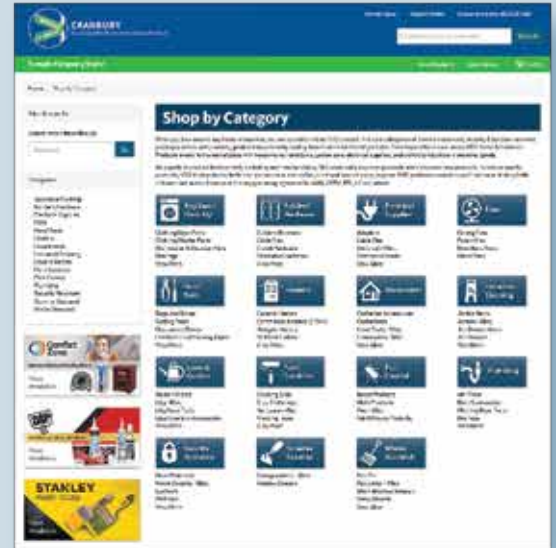
If you're a new customer of World and Main (Cranbury), or an existing customer (with former HBC Home & Hardware Products), you can register for online ordering and enjoy:

- **24 hours a day online ordering**
- **Order confirmation emails sent to you, your sales rep and our customer service group, making order tracking answers easier**
- **Access to order notifications, product specials and promotional offers (with a registered email address)**
- **Live on-hand inventory for product stock levels**
- **Multiple users for your business account, with separate access for employees and business owner**

To register for online ordering, please contact your sales rep or email customerservice-cranbury@worldandmain.com for assistance.

We'll have your account up and running quickly so you can place your next World and Main order online!

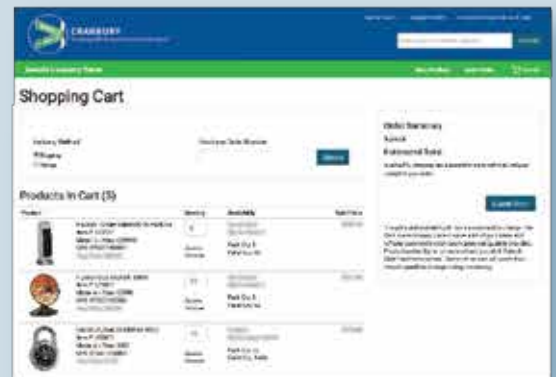
Order Online:
www.cranbury.worldandmain.com



Shop by Category



Quick Order



Shopping Cart



View All Invoices



Formerly
HBC Home & Hardware Products

324A Half Acre Rd.,
Cranbury, NJ 08512
Tel: 800.523.1268
Email: orders@worldandmain.com
www.worldandmain.com

2017
Catalog

For more than 40 years, World and Main (Cranbury), formerly HBC Home & Hardware Products, has stocked your aisles with hardware, tools, plumbing supplies, electrical products, paint sundries and more.

This catalog is brimming with 10,000 SKUs from our family of brands, including builder's hardware such as doorknobs, peepholes and sash locks. World and Main is your comprehensive one-stop-shop.

We stock over 700,000 square feet of warehouse space in four locations throughout North America. This means you can count on products being in stock and receive overnight delivery in many parts of the country. We'll

ship by the box or pallet, and pack mixed assortments to save you time, money and space. Plus, you can order 24/7 at our ordering site, www.cranbury.worldandmain.com

Give us a call and speak with one of your local sales professionals. They'll answer your questions, give product and merchandising advice, and as always, get you the products you need, when you need them.

We are still the same company you've come to trust with your business, and now we offer so much more. Across all our divisions and for all our customers, our promise is the same.

World and Main:
Delivering simplicity. Facilitating success.

www.worldandmain.com

INVENTORY IN FOUR LOCATIONS

NORTHEAST
324 Half Acre Rd.
Cranbury, NJ 08512

CENTRAL
50 Keystone Blvd. E
Pottsville, PA 17901

WEST COAST
28624 Witherspoon Pkwy
Valencia, CA 91355

GULF REGION
3249 Moody Pkwy
Moody, AL 35004

Prices Valid Through 12-31-2017

*All closeout & seasonal merchandise is subject to prior sale.
We gladly accept VISA & MASTERCARD.*

We reserve the right to limit quantities or adjust pricing. Subject to prior sale.
Not responsible for typographical errors.

