




2016 Pricelist

HES & Folger
Adam Electric
Strikes &
Accessories



About HES® and Folger Adam®

About

Headquartered in Phoenix, Arizona, **Hanchett Entry Systems, Inc.® (HES)**, an ASSA ABLOY group company, continues our commitment to being the leading provider of electro-mechanical locking solutions.

For more than 40 years, we've been raising the standards of the industry developing new solutions like the 8500 concealed electric strike for mortise locksets, the versatile 1006 Series, and the surface mounted, windstorm rated 9600.

Our Folger Adam product line, marketed by HES, continues to

offer high quality industrial grade electric strikes to satisfy a variety of needs for extra heavy duty durability and tamper resistance.

An Industry Leader

Backed by the strength of ASSA ABLOY, the global leader in door opening solutions, HES continues to grow, leading the industry in quality, service and innovation.

Our Customers Come First

Above all else, HES believes in meeting the needs of our customers with products that solve their specific needs.

Our success has been built on

listening to you—and delivering products and services that help advance your business. We value long-term relationships with our suppliers and sales partners, seeking out groups that command respect in their local markets and operate with the highest level of professionalism.

On behalf of our entire team, thank you for using HES products.

Customer Support

Do you have a question concerning HES, but don't know who to contact? We're here to help, and you can contact us in the following ways:

- Talk to us. Call us at **800.626.7590** to speak to a Customer Support representative from 6:00 AM to 4:00 PM Mountain Standard Time.
- Email us at **customer@hesinnovations.com**.
- Visit **www.hesinnovations.com** to learn more about HES products and services.

Connect With Us!



Follow us on Twitter at **hesinnovations**



Subscribe to our YouTube Channel at **hesinnovations**



Like us on Facebook at **hesinnovations**



Connect with us on LinkedIn at **HES Innovations**

durable, **high-quality** electric strikes

Visit our updated website
hesinnovations.com



The HES website has been updated to provide an optimal viewing and interaction experience across a wide range of devices from desktop computer monitors and tablets to mobile phones. The new mobile-friendly website features easy reading and navigation with a minimum of resizing, panning, and scrolling.

We have also made it easier to connect with our Tech Support Representatives with a **new chat feature**, allowing you to contact our experts for help with installation or product questions quickly and easily. Of course, you can still call or email, if you prefer.

Complete product information is available, including:

- Latest product releases
- Installation instructions and templates
- Faceplate options and dimensional drawings
- Tech tips and instructional videos
- Product literature for mailing or download
- Training opportunities and resources

HES Electric Strikes » 6
 1006, 4500C, 5000, 5200, 7000,
 7501, 8000, 8300, 8500, 9400,
 9500, 9600, 9700

Folger Adam Electric Strikes » 18
 310, 310-4, 310-4-x, 310-6,
 700, 742

Integrated Products » 34
 Integrated Prox,
 Integrated HID iCLASS®

Cabinet Locks » 36
 610, 660, K100-622H, K200,
 KS100-640H, KS200, Aperio®

Accessories » 42
 Electrical, Hardware

General Information » 44
 Trademark Usage, Sustainability,
 Icon Glossary, Compatibility
 Chart, Terms & Conditions, Lock
 Cross Reference Chart

HES

FOLGER ADAM

INTEGRATED
 PRODUCTS

CABINET LOCKS

ACCESSORIES

GENERAL
 INFORMATION

HES

How to Order

Below is an example describing how to order the electric strike systems composed of a strike body, faceplate and accessories.

Part Number Examples

8000C-630-LBM

Is the part number for an 8000 Series Complete electric strike with select option faceplates included in the box, stainless steel finish and latchbolt monitor.

7501-12-612-LBM

Is the part number for a 7500 Series electric strike with fail secure, 12 VDC voltage, satin bronze finish and latchbolt monitor

8000	C	-	630	LBM
Strike Series	Complete	Voltage	Finishes	Optional Features
Choose the electric strike series number	Specify a "C" to include select faceplates and hardware in the box	Specify voltage (12 or 24) when ordering a 7000 or 7500 and leave blank for the rest	Choose finish number (find this number on the series catalog page) Complete Pacs are only available in the 630 finish	This item refers to options such as latchbolt monitor or latchbolt strike monitor

Part Number Examples

Faceplates may be ordered separately as a second line item.

KM-605

Is the part number for a 1006 Series KM Option faceplate with a bright brass finish.

501-BLK

Is the part number for a 5200 Series 501 Option faceplate with a black finish.

852M-629

Is the part number for a 8500 Series 852M Option faceplate with a bright stainless steel finish.

KM	605
Faceplate Series	Finishes
Choose the faceplate series number	Choose finish number (find this number on the series faceplate options page)

Folger Adam Series

How to Order

Below is an example describing how to order the electric strike systems composed of a strike body, faceplate and accessories.

Part Number Examples

310-4-F-24D-630-LCBMA

Is the part number for a 310-4 model that is fail safe, 24 VDC, has a stainless steel finish with a latchbolt and locking cam with auxiliary switch monitoring option.

310-4-12D-630

Is the part number for a 310-4 model that is fail secure, 12 VDC and has a stainless steel finish.

310-4	F	24D	630	LCBMA
Model Number	Fail safe/Secure	Voltage	Finishes	Options
<i>Choose the electric strike model number</i>	<i>Specify an "F" for Fail Safe and leave blank for Fail Secure (standard)</i>	<i>Specify voltage (12D or 24D)</i>	<i>Choose finish number (find this number on the series catalog page)</i>	<i>This item refers to latchbolt & locking cam monitor</i>

Strike bodies and faceplates can be ordered separately.

Part Number Examples

SB:310-1-1-(PK)-F-24D

Is the part number for a 310-1-1 model strike body only that is fail safe and 24 VDC with a PK keeper.

SB	310-1-1	(PK)	F	24D	-	-
Prefix	Model Number	Keeper Style	Fail safe/Secure	Voltage	Finish	Options
<i>Specify strike body (SB) or faceplate (FP)</i>	<i>Choose strike body or faceplate only model number</i>	<i>Specify keeper style (none is standard)</i>	<i>Specify an "F" for Fail Safe (Fail Secure is standard)</i>	<i>Specify voltage (12D or 24D)</i>	<i>Find finish number on the series catalog page</i>	<i>This refers to options such as latchbolt and locking cam monitor</i>



1006 Series

1006 COMPLETE PACS for LATCHBOLT LOCKS (electric strike and select faceplates sold as a combination unit)

Models & Finishes	630	BLK	613	605	606, 612, 629
1006CLB	\$538	*	*	*	*
1006CLB-F (Fail Safe)	\$538	*	*	*	*
1006CLB-LBM	\$647	*	*	*	*
1006CLB-F-LBM (Fail Safe)	\$647	*	*	*	*
1006CLB-LBSM	\$658	*	*	*	*
1006CLB-F-LBSM (Fail Safe)	\$658	*	*	*	*

Electric Strike Complete with LB option includes faceplates that accommodate J, K, KM or KD options

1006 COMPLETE PACS for LOCKS WITH DEADBOLTS (electric strike and select faceplates sold as a combination unit)

Models & Finishes	630	BLK	613	605	606, 612, 629
1006CDB	\$558	*	*	*	*
1006CDB-F (Fail Safe)	\$558	*	*	*	*

Electric Strike Complete with DB option includes faceplates and bracket to make any N, A, H or T series option

1006 COMPLETE PACS WITH SMART PAC III® for LOCKS USING ANSI 4-7/8" STRIKE (electric strike, select faceplates and Smart Pac III power controller sold as a combination unit)

Models & Finishes	630	BLK	613	605	606, 612, 629
1006CS	\$592	*	*	*	*
1006CS-F (Fail Safe)	\$592	*	*	*	*

Electric Strike Complete with Smart Pac III, includes faceplates and brackets to make any J, K, N, A, H or T series option

1006 ELECTRIC STRIKE BODIES

Models & Finishes	630	BLK	613	605	606, 612, 629
1006	\$506	\$501	\$524	\$576	\$562
1006-F (Fail Safe)	\$506	\$501	\$524	\$576	\$562
1006-LBM	\$615	\$609	\$633	\$685	\$671
1006-F-LBM (Fail Safe)	\$615	\$609	\$633	\$685	\$671
1006-LBSM	\$626	\$621	\$643	\$696	\$682
1006-F-LBSM (Fail Safe)	\$626	\$621	\$643	\$696	\$682



REFERENCE NOTES

- Faceplates sold separately, except on noted combination units.
- All strikes ship fail secure standard. Specify "F" for fail safe.
- Strike is field selectable 12 VDC or 24 VDC.
- Monitoring options are LBM (monitors position of latchbolt) and LBSM (monitors position of latchbolt and keeper).

* Complete Pacs are only available in the 630 finish

1006 Series



1006 FACEPLATES & SPECIALTY OPTION KITS

Option	630	BLK	613	605	606, 612, 629
LB <i>kit includes J, KM and KD faceplates</i>	\$32	\$48	\$48	\$90	\$79
DB <i>kit includes faceplates and brackets to make N, A, H or T series options</i>	\$53	\$66	\$66	\$94	\$83
E	\$49	\$63	\$63	\$91	\$80
R	\$49	\$63	\$63	\$91	\$80
Z	\$33	\$49	\$49	\$91	\$80
J-2	\$63	\$78	\$78	\$101	\$88
KM-2	\$63	\$78	\$78	\$101	\$88
DB-2	\$77	*	*	*	*

Tier One includes eight simplified faceplate options that will accommodate every lock designed for the ANSI 4-7/8" strike plate

1006 TIER TWO FACEPLATES & SPECIALTY OPTION KITS

Option	630	BLK	613	605	606, 612, 629
J	\$32	\$48	\$48	\$90	\$79
KD, KM	\$32	\$48	\$48	\$90	\$79
ND, NM	\$49	\$63	\$63	\$91	\$80
AD, AM	\$49	\$63	\$63	\$91	\$80
T, TD	\$49	\$63	\$63	\$91	\$80
HM, HTD	\$49	\$63	\$63	\$91	\$80

Tier Two includes eleven standard single faceplate options

1006 ACCESSORIES

Model	Price
157: Torx Screws	\$12
1000-102: Rain Guard	\$31
1006-103: Full Keeper Shims	\$11
1000-104: Lip Extension Trim Adapter (BLK)	\$57
1006-105: Trim Enhancer (BLK)	\$29
1006-109: Trim Adapter (BLK)	\$33
1000-110: Replacement Strike Plate	\$93
1000-130: KD Filler Plate	\$42

For additional universal accessories, see page 42-43.

REFERENCE NOTES

- Faceplates sold separately, except on noted combination units.
- All strikes ship fail secure standard. Specify "F" for fail safe.
- Strike is field selectable 12 VDC or 24 VDC.
- Monitoring options are LBM (monitors position of latchbolt) and LBSM (monitors position of latchbolt and keeper).

*Complete Pacs are only available in the 630 finish





4500C Series

4500C COMPLETE ELECTRIC STRIKE KIT (electric strike and both faceplates sold as a combination unit)

Models & Finishes	630	613	605	606	612	629
4500C	\$547	\$579	\$638	\$612	\$612	\$638
4500C-LBM	\$655	\$687	\$746	\$721	\$721	\$746
4500C-LBSM	\$666	\$697	\$756	\$731	\$731	\$756

Electric Strike Complete with faceplates to accommodate most cylindrical and mortise locksets

4500 ACCESSORIES

Model	Price
157: Torx Screws	\$12
4500-105: Trim Enhancer (BLK)	\$28
4500-110: Replacement Strike Plate	\$86
4500-131: Filler Block	\$36
4501-1/2: 1/2" Stackable Lip Extension	\$48
4501-1: 1" Stackable Lip Extension	\$55

For additional universal accessories, see page 42-43.



REFERENCE NOTES

- Strikes are sold as a complete unit.
- All strikes ship fail secure standard. Strike is field selectable fail secure/fail safe.
- Strike is field selectable 12 VDC/VAC or 24 VDC/VAC (DC continuous duty/AC intermittent duty).
- Monitoring options include LBM (monitors position of latchbolt) and LBSM (monitors position of latchbolt and keeper).

Special Notes:

- Relocation of the strike prep may be required for Schlage L Series and Yale 8700 mortise locks.

5000 Series



5000C COMPLETE ELECTRIC STRIKE KITS (electric strike and select faceplates sold as a combination unit)

Models & Finishes	630	BLK	613	605	606	612	629
5000C	\$180	*	*	*	*	*	*
5000C-LBM	\$248	*	*	*	*	*	*

Electric Strike Complete with 501 & 501A faceplates

5000 ELECTRIC STRIKE BODIES

Models & Finishes	Price
5000	\$164
5000-LBM	\$232

5000 FACEPLATES

Option	630	BLK	613	605	606	612	629
501	\$17	\$36	\$36	\$59	\$43	\$43	\$59
501A	\$22	\$39	\$39	\$63	\$46	\$46	\$63
502	\$39	\$51	\$51	\$75	\$62	\$62	\$75
503	\$39	\$51	\$51	\$75	\$62	\$62	\$75
504	\$39	\$51	\$51	\$75	\$62	\$62	\$75

5000 ACCESSORIES

Model	Price
157: Torx Screws	\$12
5000-105: Trim Enhancer (Goof Plate)	\$28
5104-1/2: 1/2" Stackable Lip Extension	\$48
5104-1: 1" Stackable Lip Extension	\$53
5104-1-1/4: 1-1/4" Stackable Lip Extension	\$55
<i>For additional universal accessories, see page 42-43.</i>	

REFERENCE NOTES

- Faceplates sold separately, except on noted combination units.
- All strikes ship fail secure standard. Strike is field selectable fail secure/fail safe.
- Strike is field selectable 12 VDC/VAC or 24 VDC/VAC (DC continuous duty/AC intermittent duty).
- Monitoring option is LBM (monitors position of latchbolt).

*Complete Pacs are only available in the 630 finish





5200 Series

5200C COMPLETE ELECTRIC STRIKE KIT (electric strike body with select faceplates sold as a combination unit)

Models & Finishes	630	BLK	613	605	606	612	629
5200C	\$183	*	*	*	*	*	*
5200C-LBM	\$251	*	*	*	*	*	*
5200C-LBSM	\$272	*	*	*	*	*	*

Electric Strike Complete with 501 & 501A faceplates

5200 ELECTRIC STRIKE BODIES

Models & Finishes	Price
5200	\$167
5200-LBM	\$235
5200-LBSM	\$255

5200 FACEPLATES

Option	630	BLK	613	605	606	612	629
501	\$17	\$36	\$36	\$59	\$43	\$43	\$59
501A	\$22	\$39	\$39	\$63	\$46	\$46	\$63
502	\$39	\$51	\$51	\$75	\$62	\$62	\$75
503	\$39	\$51	\$51	\$75	\$62	\$62	\$75
504	\$39	\$51	\$51	\$75	\$62	\$62	\$75

5200 ACCESSORIES

Model	Price
157: Torx Screws	\$12
5200-105: Trim Enhancer (Goof Plate)	\$28
5200-500: Filler Block	\$50
5204-1/2: 1/2" Stackable Lip Extension	\$48
5204-1: 1" Stackable Lip Extension	\$53
5204-1-1/4: 1-1/4" Stackable Lip Extension	\$55
5204-3: 3" Stackable Lip Extension	\$59

For additional universal accessories, see page 42-43.



REFERENCE NOTES

- Faceplates sold separately, except on noted combination units.
- All strikes ship fail secure standard. Strike is field selectable fail secure/fail safe.
- Strike is field selectable 12 VDC/VAC or 24 VDC/VAC (DC continuous duty/AC intermittent duty).
- Monitoring options are LBM (monitors position of latchbolt) and LBSM (monitors position of latchbolt and keeper).

* Complete Pacs are only available in the 630 finish

7000 Series



7000C COMPLETE ELECTRIC STRIKE KITS (electric strike body with select faceplates sold as a combination unit)

Models & Finishes	630	BLK	613E	605	606	612	629
7000C-12	\$281	*	*	*	*	*	*
7000C-12-LBM	\$384	*	*	*	*	*	*
7000C-24	\$281	*	*	*	*	*	*
7000C-24-LBM	\$384	*	*	*	*	*	*

Electric Strike complete with 791 & 792 faceplates

7000 ELECTRIC STRIKE BODIES

Models & Finishes	Price
7000-12	\$226
7000-12-LBM	\$329
7000-24	\$226
7000-24-LBM	\$329

7000 FACEPLATES

Option	630	BLK	613E	605	606	612	629
791	\$55	\$70	\$70	\$96	\$80	\$80	\$96
792	\$55	\$70	\$70	\$96	\$80	\$80	\$96

Option	630	613E
783S	\$136	\$200
786S	\$152	\$225
789S	\$152	\$225

7000 ACCESSORIES

Model	Price
157: Torx Screws	\$12
7000-104: Lip Extension Trim Adapter (791 & 792 options only)	\$28
7000-105: Trim Enhancer (Goof Plate) (791 & 792 options only)	\$28
7000-106: Keeper Pocket Adapter (783S & 789S options only)	\$27
7000-107: Full Keeper Shim Pack	\$16
7000-108: Spacer Plate (783S & 789S options, black finish only)	\$30
7000-110: Replacement Strike Plate (701 option only)	\$95
SMB: Surface Mounting Box (783S and 789S options only)	\$205

For additional universal accessories, see page 42-43.

REFERENCE NOTES

- Faceplates sold separately, except on noted combination units.
- All strikes ship either 12 VDC or 24 VDC standard. Please specify voltage when ordering.
- Monitoring option is LBM (monitors position of latchbolt).

*Complete Pacs are only available in the 630 finish





7501 Series

7501 ELECTRIC STRIKE BODIES (includes both strike body and faceplate)

Models & Finishes	630	613	605	606	612	629
7501-12	\$562	\$596	\$656	\$629	\$629	\$656
7501-LBM	\$672	\$706	\$767	\$739	\$739	\$767
7501-24	\$562	\$596	\$656	\$629	\$629	\$656
7501-24-LBM	\$672	\$706	\$767	\$739	\$739	\$767

*Electric Strike Complete with faceplate to accommodate cylindrical locksets up to 3/4" throw.
For additional universal accessories, see page 42-43.*



REFERENCE NOTES

- Strikes are sold as a complete unit.
- All strikes ship fail secure standard. Strike is field selectable fail secure/fail safe.
- All strikes ship either 12 VDC or 24 VDC standard. Please specify voltage when ordering.
- Monitoring option is LBM (monitors position of latchbolt).

8000 Series



8000C COMPLETE ELECTRIC STRIKE KITS (electric strike and select faceplates sold as a combination unit)

Models & Finishes	630	BLK	613	605	606	612	629
8000C	\$228	*	*	*	*	*	*
8000C-LBM	\$337	*	*	*	*	*	*

Electric Strike Complete with 801 & 801A faceplates

8000 ELECTRIC STRIKE BODIES

Models & Finishes	630
8000	\$199
8000-LBM	\$309

8000 FACEPLATES

Option	630	BLK	613	605	606	612	629
801	\$29	\$44	\$44	\$69	\$54	\$54	\$69
801A	\$34	\$48	\$48	\$74	\$60	\$60	\$74
801E	\$29	\$44	\$44	\$69	\$54	\$54	\$69
802	\$47	\$65	\$65	\$89	\$73	\$73	\$89
803	\$47	\$65	\$65	\$89	\$73	\$73	\$89
805	\$47	\$65	\$65	\$89	\$73	\$73	\$89

For additional universal accessories, see page 42-43.

REFERENCE NOTES

- Faceplates sold separately, except on noted combination units.
- All strikes ship fail secure standard. Strike is field selectable fail secure/fail safe.
- Strike is field selectable 12 VDC/VAC or 24 VDC/VAC (DC continuous duty/AC intermittent duty).
- Monitoring option is LBM (monitors position of latchbolt).

*Complete Pacs are only available in the 630 finish





8300 Series

8300C COMPLETE ELECTRIC STRIKE KITS (electric strike and select faceplates sold as a combination unit)

Models & Finishes	630	BLK	613	605	606	612	629
8300C	\$512	*	*	*	*	*	*
8300C-LBM	\$620	*	*	*	*	*	*

Electric Strike Complete with 801 & 801A faceplates

8300 ELECTRIC STRIKE BODIES

Models & Finishes	Price
8300	\$483
8300-LBM	\$591

8300 FACEPLATES

Option	630	BLK	613	605	606	612	629
801	\$29	\$44	\$44	\$69	\$54	\$54	\$69
801A	\$34	\$48	\$48	\$74	\$60	\$60	\$74
801E	\$29	\$44	\$44	\$69	\$54	\$54	\$69
802	\$47	\$65	\$65	\$89	\$73	\$73	\$89
803	\$47	\$65	\$65	\$89	\$73	\$73	\$89
805	\$47	\$65	\$65	\$89	\$73	\$73	\$89

For additional universal accessories, see page 42-43.



REFERENCE NOTES

- Faceplates sold separately, except on noted combination units.
- All strikes ship fail secure standard. Strike is field selectable fail secure/fail safe.
- Strike is field selectable 12 VDC/VAC or 24 VDC/VAC (DC continuous duty/AC intermittent duty).
- Monitoring option is LBM (monitors position of latchbolt).

* Complete Pacs are only available in the 630 finish

8500 Series



8500 ELECTRIC STRIKE BODIES

Model & Finishes	630	613	605	606	612	629
8500	\$488	\$521	\$576	\$551	\$551	\$576
8500LBM	\$597	\$629	\$684	\$659	\$659	\$684
8500LBSM	\$608	\$639	\$694	\$669	\$669	\$694

8500 FACEPLATES

Option	630	613	605	606	612	629
851M	\$37	\$55	\$79	\$63	\$63	\$79
852M	\$37	\$55	\$79	\$63	\$63	\$79
852L	\$37	\$55	\$79	\$63	\$63	\$79
852K	\$37	\$55	\$79	\$63	\$63	\$79

For additional universal accessories, see page 42-43.

REFERENCE NOTES

- All strikes ship fail secure standard. Strike is field selectable fail secure/fail safe.
- Strike is field selectable 12 VDC/VAC or 24 VDC/VAC (DC continuous duty/AC intermittent duty).





9000 Family

9400 ELECTRIC STRIKE

Model & Finishes	630	613E	613	605	606	612	629
9400	\$485	\$516	\$556	\$569	\$556	\$556	\$569
9400-LBM	\$592	\$623	\$664	\$676	\$664	\$664	\$676
9400-LBSM	\$602	\$633	\$674	\$686	\$674	\$674	\$686

9500 ELECTRIC STRIKE

Model & Finishes	630	613E	613	605	606	612	629
9500	\$565	\$595	\$640	\$651	\$640	\$640	\$651
9500-LBM	\$672	\$702	\$747	\$758	\$747	\$747	\$758
9500-LBSM	\$682	\$713	\$757	\$769	\$757	\$757	\$769

9600 ELECTRIC STRIKE

Model & Finishes	630	613E	613	605	606	612	629
9600	\$485	\$516	\$556	\$569	\$556	\$556	\$569
9600-LBM	\$592	\$623	\$556	\$676	\$664	\$664	\$676
9600-LBSM	\$602	\$633	\$556	\$686	\$674	\$674	\$686

9700 ELECTRIC STRIKE

Model & Finishes	630	613E	613	605	606	612	629
9700	\$565	\$595	\$640	\$651	\$640	\$640	\$651
9700-LBM	\$672	\$702	\$747	\$758	\$747	\$747	\$758
9700-LBSM	\$682	\$713	\$757	\$769	\$757	\$757	\$769

9000 FAMILY ACCESSORIES

Model	Price
9000 Series 108-BLK Spacer Plate (black)	\$30
9000 Series 108-630 Spacer Plate (stainless steel)	\$30
9000-MTK Metal Template Installation Kit	\$60
SMB: Surface Mounting Box	\$199

For additional universal accessories, see page 42-43.



REFERENCE NOTES

- Strikes are sold as a complete unit.
- All strikes ship fail secure standard. Strike is field selectable fail secure/fail safe.
- Strike is field selectable 12 VDC or 24 VDC.
- Monitoring options are LBM (monitors position of latchbolt) and LBSM (monitors position of latchbolt and keeper).

Proven quality...

when it matters most.



HES 9600 Series,
The Only Windstorm
Rated, Surface Mounted
Electric Strike Available



www.hesinnovations.com
800.626.7590




ASSA ABLOY

ASSA ABLOY, the global leader
in door opening solutions

When it comes to protecting what you value, nothing compares to the reliability, strength and durability of the HES 9600 electric strike. This surface mounted solution for rim exit devices has been put to the test.

Independently verified by a nationally recognized testing laboratory as:

- ANSI 250.13 severe windstorm rated
- ANSI/BHMA A156.31 Grade 1
- UL 1034 burglary-resistant listed and suitable for outdoor use
- UL 294 (6th edition) listed
- Static strength to 2,000 lbs.
- Dynamic strength to 120 ft-lbs.
- Endurance 1,000,000 cycles



310 Series: 310-2, 310-2 3/4

310-2 ELECTRIC STRIKE MODELS (includes both strike body and faceplate)

Models & Finishes	630	605	606	612	613	629
310-2-12D	\$608	\$700	\$671	\$671	\$641	\$700
310-2-24D	\$608	\$700	\$671	\$671	\$641	\$700
310-2-F-12D (Fail Safe)	\$608	\$700	\$671	\$671	\$641	\$700
310-2-F-24D (Fail Safe)	\$608	\$700	\$671	\$671	\$641	\$700
310-2-12D-LCBMA	\$728	\$819	\$792	\$792	\$761	\$819
310-2-24D-LCBMA	\$728	\$819	\$792	\$792	\$761	\$819
310-2-F-12D-LCBMA (Fail Safe)	\$728	\$819	\$792	\$792	\$761	\$819
310-2-F-24D-LCBMA (Fail Safe)	\$728	\$819	\$792	\$792	\$761	\$819

310-2 FACEPLATE ONLY

Option	630	605	606	612	613	629
FP: 310-2	\$132	\$224	\$196	\$196	\$165	\$224

For strike body only for the 310-2, order the 310-1 with 1/2" keeper. See page 20.

310-2 3/4 ELECTRIC STRIKE MODELS (includes both strike body and faceplate)

Models & Finishes	630	605	606	612	613	629
310-2 3/4-12D	\$693	\$783	\$757	\$757	\$726	\$783
310-2 3/4-24D	\$693	\$783	\$757	\$757	\$726	\$783
310-2 3/4-F-12D (Fail Safe)	\$693	\$783	\$757	\$757	\$726	\$783
310-2 3/4-F-24D (Fail Safe)	\$693	\$783	\$757	\$757	\$726	\$783
310-2 3/4-12D-LCBMA	\$812	\$903	\$876	\$876	\$845	\$903
310-2 3/4-24D-LCBMA	\$812	\$903	\$876	\$876	\$845	\$903
310-2 3/4-F-12D-LCBMA (Fail Safe)	\$812	\$903	\$876	\$876	\$845	\$903
310-2 3/4-F-24D-LCBMA (Fail Safe)	\$812	\$903	\$876	\$876	\$845	\$903

310-2 3/4 FACEPLATE ONLY

Option	630	605	606	612	613	629
FP: 310-2 3/4	\$217	\$307	\$281	\$281	\$250	\$307

For strike body only for the 310-2 3/4, order the 310-1 with 3/4" keeper. See page 20.
For universal accessories, see page 42-43.



REFERENCE NOTES

- Strikes are sold as a complete unit.
- All strikes ship fail secure standard. Please specify "F" for fail safe when ordering, if desired.
- All strikes ship either 24 VDC or 24 VDC standard. Please specify voltage when ordering.
- Monitoring options include LCBMA (detects position of latchbolt in pocket).

Special Notes:

- These products will require relocation of the center line when used with mortise locks. Consult customer support regarding use with the Best 40 series.

310 Series: 310-2 3/4 OB



310-2 3/4 OB ELECTRIC STRIKE MODELS (includes both strike body and faceplate)

Models & Finishes	630	605	606	612	613	629
310-2 3/4OB-12D	\$858	\$950	\$923	\$923	\$895	\$950
310-2 3/4OB-24D	\$858	\$950	\$923	\$923	\$895	\$950
310-2 3/4OB-F-12D (Fail Safe)	\$858	\$950	\$923	\$923	\$895	\$950
310-2 3/4OB-F-24D (Fail Safe)	\$858	\$950	\$923	\$923	\$895	\$950

310-2 3/4 OB FACEPLATE ONLY

Option	630	605	606	612	613	629
FP: 310-2 3/4 OB	\$383	\$474	\$448	\$448	\$419	\$474

For strike body only for the 310-2 3/4 OB, order the 310-1 with 3/4" keeper. See page 20.

REFERENCE NOTES

- Strikes are sold as a complete unit.
- All strikes ship fail secure standard. Please specify "F" for fail safe when ordering, if desired.
- All strikes ship either 24 VDC or 24 VDC standard. Please specify voltage when ordering.
- Monitoring options include LCBMA (detects position of latchbolt in pocket).

Special Notes:

- These products will require relocation of the center line when used with mortise locks. Consult customer support regarding use with the Best 40 series.





310 Series: 310-3-1, SB: 310-1

310-3-1 ELECTRIC STRIKE MODELS (includes both strike body and faceplate)

Models & Finishes	630	605	606	612	613	629
310-3-1-12D	\$870	\$919	\$896	\$896	\$867	\$919
310-3-1-24D	\$870	\$919	\$896	\$896	\$867	\$919
310-3-1-F-12D (Fail Safe)	\$870	\$919	\$896	\$896	\$867	\$919
310-3-1-F-24D (Fail Safe)	\$870	\$919	\$896	\$896	\$867	\$919
310-3-1-12D-LCBMA	\$990	\$1,039	\$1,015	\$1,015	\$986	\$1,039
310-3-1-24D-LCBMA	\$990	\$1,039	\$1,015	\$1,015	\$986	\$1,039
310-3-1-F-12D-LCBMA (Fail Safe)	\$990	\$1,039	\$1,015	\$1,015	\$986	\$1,039
310-3-1-F-24D-LCBMA (Fail Safe)	\$990	\$1,039	\$1,015	\$1,015	\$986	\$1,039

310-3-1 (with plug) FACEPLATE ONLY

Option	630	605	606	612	613	629
FP: 310-3-1	\$395	\$443	\$420	\$420	\$391	\$443

For strike body only for the 310-3-1, order the 310-1 with 1" keeper. See below.

SB: 310-1 ELECTRIC STRIKE BODY ONLY

Models & Finishes	(1/2)	(3/4)	-1	(PK)	(SK)
310-1-12D	\$476	\$476	\$476	\$476	\$490
310-1-24D	\$476	\$476	\$476	\$476	\$490
310-1-F-12D (Fail Safe)	\$476	\$476	\$476	\$476	\$490
310-1-F-24D (Fail Safe)	\$476	\$476	\$476	\$476	\$490
310-1-12D-LCBMA	\$596	\$596	\$596	\$596	\$609
310-1-24D-LCBMA	\$596	\$596	\$596	\$596	\$609
310-1-F-12D-LCBMA (Fail Safe)	\$596	\$596	\$596	\$596	\$609
310-1-F-24D-LCBMA (Fail Safe)	\$596	\$596	\$596	\$596	\$609

For universal accessories, see page 42-43.




REFERENCE NOTES

- Strikes are sold as a complete unit.
- All strikes ship fail secure standard. Please specify "F" for fail safe when ordering, if desired.
- All strikes ship either 24 VDC or 24 VDC standard. Please specify voltage when ordering.
- Monitoring options include LCBMA (detects position of latchbolt in pocket).

Special Notes:

- These products will require relocation of the center line when used with mortise locks. Consult customer support regarding use with the Best 40 series.

310-4 Series: 310-4, 310-4S



310-4 ELECTRIC STRIKE MODELS (includes both strike body and faceplate)

Models & Finishes	630	605	606	612	613	629
310-4-12D	\$635	\$730	\$703	\$703	\$670	\$730
310-4-24D	\$635	\$730	\$703	\$703	\$670	\$730
310-4-F-12D (Fail Safe)	\$635	\$730	\$703	\$703	\$670	\$730
310-4-F-24D (Fail Safe)	\$635	\$730	\$703	\$703	\$670	\$730
310-4-12D-LCBMA	\$754	\$849	\$822	\$822	\$791	\$849
310-4-24D-LCBMA	\$754	\$849	\$822	\$822	\$791	\$849
310-4-F-12D-LCBMA (Fail Safe)	\$754	\$849	\$822	\$822	\$791	\$849
310-4-F-24D-LCBMA (Fail Safe)	\$754	\$849	\$822	\$822	\$791	\$849

310-4 FACEPLATE ONLY

Option	630	605	606	612	613	629
FP: 310-4	\$159	\$254	\$227	\$227	\$194	\$254

For strike body only for the 310-4, order the 310-1 with PK keeper. See page 20.

310-4(S) ELECTRIC STRIKE MODELS (includes both strike body and faceplate)

Models & Finishes	630	605	606	612	613	629
310-4S-12D	\$674	\$766	\$739	\$739	\$708	\$766
310-4S-24D	\$674	\$766	\$739	\$739	\$708	\$766
310-4S-F-12D (Fail Safe)	\$674	\$766	\$739	\$739	\$708	\$766
310-4S-F-24D (Fail Safe)	\$674	\$766	\$739	\$739	\$708	\$766
310-4S-12D-LCBMA	\$795	\$886	\$858	\$858	\$828	\$886
310-4S-24D-LCBMA	\$795	\$886	\$858	\$858	\$828	\$886
310-4S-F-12D-LCBMA (Fail Safe)	\$795	\$886	\$858	\$858	\$828	\$886
310-4S-F-24D-LCBMA (Fail Safe)	\$795	\$886	\$858	\$858	\$828	\$886

310-4(S) FACEPLATE ONLY

Option	630	605	606	612	613	629
FP: 310-4S	\$185	\$277	\$250	\$250	\$219	\$277

For strike body only for the 310-4(S), order the 310-1 with SK keeper. See page 20.
For universal accessories, see page 42-43.

REFERENCE NOTES

- Strikes are sold as a complete unit.
- All strikes ship fail secure standard. Please specify "F" for fail safe when ordering, if desired.
- All strikes ship either 24 VDC or 24 VDC standard. Please specify voltage when ordering.
- Monitoring options include LCBMA (detects position of latchbolt in pocket).



310-4-x Series: 310-4-1, 310-4-2

310-4-1 ELECTRIC STRIKE MODELS (includes both strike body and faceplate)

Models & Finishes	630	605	606	612	613	629
310-4-1-12D	\$1,186	\$1,227	\$1,197	\$1,197	\$1,186	\$1,227
310-4-1-24D	\$1,186	\$1,227	\$1,197	\$1,197	\$1,186	\$1,227
310-4-1-F-12D (Fail Safe)	\$1,186	\$1,227	\$1,197	\$1,197	\$1,186	\$1,227
310-4-1-F-24D (Fail Safe)	\$1,186	\$1,227	\$1,197	\$1,197	\$1,186	\$1,227
310-4-1-12D-LCBMA	\$1,426	\$1,466	\$1,436	\$1,436	\$1,426	\$1,466
310-4-1-24D-LCBMA	\$1,426	\$1,466	\$1,436	\$1,436	\$1,426	\$1,466
310-4-1-F-12D-LCBMA (Fail Safe)	\$1,426	\$1,466	\$1,436	\$1,436	\$1,426	\$1,466
310-4-1-F-24D-LCBMA (Fail Safe)	\$1,426	\$1,466	\$1,436	\$1,436	\$1,426	\$1,466

310-4-1 FACEPLATE ONLY

Option	630	605	606	612	613	629
FP: 310-4-1	\$331	\$370	\$338	\$338	\$331	\$370

For strike body only for the 310-4-1, order the 310-1-1 with PK keeper. See page 26.

310-4-2 ELECTRIC STRIKE MODELS (includes both strike body and faceplate)

Models & Finishes	630	605	606	612	613	629
310-4-2-12D	\$1,186	\$1,227	\$1,197	\$1,197	\$1,186	\$1,227
310-4-2-24D	\$1,186	\$1,227	\$1,197	\$1,197	\$1,186	\$1,227
310-4-2-F-12D (Fail Safe)	\$1,186	\$1,227	\$1,197	\$1,197	\$1,186	\$1,227
310-4-2-F-24D (Fail Safe)	\$1,186	\$1,227	\$1,197	\$1,197	\$1,186	\$1,227
310-4-2-12D-LCBMA	\$1,426	\$1,466	\$1,436	\$1,436	\$1,426	\$1,466
310-4-2-24D-LCBMA	\$1,426	\$1,466	\$1,436	\$1,436	\$1,426	\$1,466
310-4-2-F-12D-LCBMA (Fail Safe)	\$1,426	\$1,466	\$1,436	\$1,436	\$1,426	\$1,466
310-4-2-F-24D-LCBMA (Fail Safe)	\$1,426	\$1,466	\$1,436	\$1,436	\$1,426	\$1,466

310-4-2 FACEPLATE ONLY

Option	630	605	606	612	613	629
FP: 310-4-2	\$331	\$370	\$338	\$338	\$331	\$370

For strike body only for the 310-4-2, order the 310-1-2 with PK keeper. See page 27.
For universal accessories, see page 42-43.

REFERENCE NOTES



- Strikes are sold as a complete unit.
- All strikes ship fail secure standard. Please specify "F" for fail safe when ordering, if desired.
- All strikes ship either 24 VDC or 24 VDC standard. Please specify voltage when ordering.
- Monitoring options include LCBMA (detects position of latchbolt in pocket).

Special Notes:

- Double-door models are available with four different center-to-center dimensions between latchbolt keepers. Keepers are wide enough to compensate for vertical-rod exit bolts which may be as much as 3/8" (10mm) off center-to-center dimension, either way.
- When using an electric strike in conjunction with a vertical-rod exit device, it is necessary that:

- 1) The bottom rod of the exit device be removed or made inoperative.
- 2) The latchbolt of the exit device be the "Pullman" or beveled type.
- 3) The latchbolt be free-latching and remain projected while the door is open. Mechanisms that hold the latchbolt retracted while the door is open, and automatically release it when the door is closed, must be removed or made inoperative.

310-4-x Series: 310-4-3, 310-4-30



310-4-3 ELECTRIC STRIKE MODELS (includes both strike body and faceplate)

Models & Finishes	630	605	606	612	613	629
310-4-3-12D	\$1,186	\$1,227	\$1,197	\$1,197	\$1,186	\$1,227
310-4-3-24D	\$1,186	\$1,227	\$1,197	\$1,197	\$1,186	\$1,227
310-4-3-F-12D (Fail Safe)	\$1,186	\$1,227	\$1,197	\$1,197	\$1,186	\$1,227
310-4-3-F-24D (Fail Safe)	\$1,186	\$1,227	\$1,197	\$1,197	\$1,186	\$1,227
310-4-3-12D-LCBMA	\$1,426	\$1,466	\$1,436	\$1,436	\$1,426	\$1,466
310-4-3-24D-LCBMA	\$1,426	\$1,466	\$1,436	\$1,436	\$1,426	\$1,466
310-4-3-F-12D-LCBMA (Fail Safe)	\$1,426	\$1,466	\$1,436	\$1,436	\$1,426	\$1,466
310-4-3-F-24D-LCBMA (Fail Safe)	\$1,426	\$1,466	\$1,436	\$1,436	\$1,426	\$1,466

310-4-3 FACEPLATE ONLY

Option	630	605	606	612	613	629
FP: 310-4-3	\$387	\$427	\$397	\$397	\$387	\$427

For strike body only for the 310-4-3, order the 310-1-3 with PK keeper. See page 27.

310-4-30 ELECTRIC STRIKE MODELS (includes both strike body and faceplate)

Models & Finishes	630	605	606	612	613	629
310-4-30-12D	\$1,186	\$1,227	\$1,197	\$1,197	\$1,186	\$1,227
310-4-30-24D	\$1,186	\$1,227	\$1,197	\$1,197	\$1,186	\$1,227
310-4-30-F-12D (Fail Safe)	\$1,186	\$1,227	\$1,197	\$1,197	\$1,186	\$1,227
310-4-30-F-24D (Fail Safe)	\$1,186	\$1,227	\$1,197	\$1,197	\$1,186	\$1,227
310-4-30-12D-LCBMA	\$1,426	\$1,466	\$1,436	\$1,436	\$1,426	\$1,466
310-4-30-24D-LCBMA	\$1,426	\$1,466	\$1,436	\$1,436	\$1,426	\$1,466
310-4-30-F-12D-LCBMA (Fail Safe)	\$1,426	\$1,466	\$1,436	\$1,436	\$1,426	\$1,466
310-4-30-F-24D-LCBMA (Fail Safe)	\$1,426	\$1,466	\$1,436	\$1,436	\$1,426	\$1,466

310-4-30 FACEPLATE ONLY

Option	630	605	606	612	613	629
FP: 310-4-30	\$387	\$427	\$397	\$397	\$387	\$427

For strike body only for the 310-4-30, order the 310-1-30 with PK keeper. See page 27.
For universal accessories, see page 42-43.

REFERENCE NOTES

- Strikes are sold as a complete unit.
- All strikes ship fail secure standard. Please specify "F" for fail safe when ordering, if desired.
- All strikes ship either 24 VDC or 24 VDC standard. Please specify voltage when ordering.
- Monitoring options include LCBMA (detects position of latchbolt in pocket).

Special Notes:

- Double-door models are available with four different center-to-center dimensions between latchbolt keepers. Keepers are wide enough to compensate for vertical-rod exit bolts which may be as much as 3/8" (10mm) off center-to-center dimension, either way.
- When using an electric strike in conjunction with a vertical-rod exit device, it is necessary that:
 - 1) The bottom rod of the exit device be removed or made inoperative.
 - 2) The latchbolt of the exit device be the "Pullman" or beveled type.
 - 3) The latchbolt be free-latching and remain projected while the door is open. Mechanisms that hold the latchbolt retracted while the door is open, and automatically release it when the door is closed, must be removed or made inoperative.



310-6 Series: 310-6-8, 310-6-1

310-6-8 ELECTRIC STRIKE MODELS (includes both strike body and faceplate)

Models & Finishes	627	612
310-6-8-12D	\$697	\$896
310-6-8-24D	\$697	\$896
310-6-8-F-12D (Fail Safe)	\$697	\$896
310-6-8-F-24D (Fail Safe)	\$697	\$896
310-6-8-12D-LCBMA	\$936	\$1,135
310-6-8-24D-LCBMA	\$936	\$1,135
310-6-8-F-12D-LCBMA (Fail Safe)	\$936	\$1,135
310-6-8-F-24D-LCBMA (Fail Safe)	\$936	\$1,135

310-6-8 FACEPLATE ONLY

Option	627	612
FP: 310-6-8	\$340	\$539

For strike body only for the 310-6-8, order the 310-1 with PK keeper. See page 20.

310-6-1 ELECTRIC STRIKE MODELS (includes both strike body and faceplate)

Models & Finishes	627	612
310-6-1-12D	\$1,172	\$1,241
310-6-1-24D	\$1,172	\$1,241
310-6-1-F-12D (Fail Safe)	\$1,172	\$1,241
310-6-1-F-24D (Fail Safe)	\$1,172	\$1,241
310-6-1-12D-LCBMA	\$1,412	\$1,480
310-6-1-24D-LCBMA	\$1,412	\$1,480
310-6-1-F-12D-LCBMA (Fail Safe)	\$1,412	\$1,480
310-6-1-F-24D-LCBMA (Fail Safe)	\$1,412	\$1,480

310-6-1 FACEPLATE ONLY

Option	627	612
FP: 310-6-1	\$340	\$539

*For strike body only for the 310-6-1, order the 310-1-1 with PK keeper. See page 26.
For universal accessories, see page 42-43.*

REFERENCE NOTES



- Strikes are sold as a complete unit.
- All strikes ship fail secure standard. Please specify "F" for fail safe when ordering, if desired.
- All strikes ship either 24 VDC or 24 VDC standard. Please specify voltage when ordering.
- Monitoring options include LCBMA (detects position of latchbolt in pocket).

Special Notes:

- Double-door models are available with four different center-to-center dimensions between latchbolt keepers. Keepers are wide enough to compensate for vertical-rod exit bolts which may be as much as 3/8" (10mm) off center-to-center dimension, either way.
- When using an electric strike in conjunction with a vertical-rod exit device, it is necessary that:

- 1) The bottom rod of the exit device be removed or made inoperative.
- 2) The latchbolt of the exit device be the "Pullman" or beveled type.
- 3) The latchbolt be free-latching and remain projected while the door is open. Mechanisms that hold the latchbolt retracted while the door is open, and automatically release it when the door is closed, must be removed or made inoperative.

310-6 Series: 310-6-2, 310-6-3

310-6-2 ELECTRIC STRIKE MODELS (includes both strike body and faceplate)

Models & Finishes	627	612
310-6-2-12D	\$1,172	\$1,241
310-6-2-24D	\$1,172	\$1,241
310-6-2-F-12D (Fail Safe)	\$1,172	\$1,241
310-6-2-F-24D (Fail Safe)	\$1,172	\$1,241
310-6-2-12D-LCBMA	\$1,412	\$1,480
310-6-2-24D-LCBMA	\$1,412	\$1,480
310-6-2-F-12D-LCBMA (Fail Safe)	\$1,412	\$1,480
310-6-2-F-24D-LCBMA (Fail Safe)	\$1,412	\$1,480

310-6-2 FACEPLATE ONLY

Option	627	612
FP: 310-6-2	\$340	\$539
<i>For strike body only for the 310-6-2, order the 310-1-2 with PK keeper. See page 27.</i>		

310-6-3 ELECTRIC STRIKE MODELS (includes both strike body and faceplate)

Models & Finishes	627	612
310-6-3-12D	\$1,172	\$1,241
310-6-3-24D	\$1,172	\$1,241
310-6-3-F-12D (Fail Safe)	\$1,172	\$1,241
310-6-3-F-24D (Fail Safe)	\$1,172	\$1,241
310-6-3-12D-LCBMA	\$1,412	\$1,480
310-6-3-24D-LCBMA	\$1,412	\$1,480
310-6-3-F-12D-LCBMA (Fail Safe)	\$1,412	\$1,480
310-6-3-F-24D-LCBMA (Fail Safe)	\$1,412	\$1,480

310-6-3 FACEPLATE ONLY

Option	627	612
FP: 310-6-3	\$340	\$539
<i>For strike body only for the 310-6-3, order the 310-1-3 with PK keeper. See page 27. For universal accessories, see page 42-43.</i>		

REFERENCE NOTES

- Strikes are sold as a complete unit.
- All strikes ship fail secure standard. Please specify "F" for fail safe when ordering, if desired.
- All strikes ship either 24 VDC or 24 VDC standard. Please specify voltage when ordering.
- Monitoring options include LCBMA (detects position of latchbolt in pocket).

Special Notes:

- Double-door models are available with four different center-to-center dimensions between latchbolt keepers. Keepers are wide enough to compensate for vertical-rod exit bolts which may be as much as 3/8" (10mm) off center-to-center dimension, either way.
- When using an electric strike in conjunction with a vertical-rod exit device, it is necessary that:
 - 1) The bottom rod of the exit device be removed or made inoperative.
 - 2) The latchbolt of the exit device be the "Pullman" or beveled type.
 - 3) The latchbolt be free-latching and remain projected while the door is open. Mechanisms that hold the latchbolt retracted while the door is open, and automatically release it when the door is closed, must be removed or made inoperative.



310-6 Series: 310-6-30, SB: 310-1-1

310-6-30 ELECTRIC STRIKE MODELS (includes both strike body and faceplate)

Models & Finishes	627	612
310-6-30-12D	\$1,172	\$1,241
310-6-30-24D	\$1,172	\$1,241
310-6-30-F-12D (Fail Safe)	\$1,172	\$1,241
310-6-30-F-24D (Fail Safe)	\$1,172	\$1,241
310-6-30-12D-LCBMA	\$1,412	\$1,480
310-6-30-24D-LCBMA	\$1,412	\$1,480
310-6-30-F-12D-LCBMA (Fail Safe)	\$1,412	\$1,480
310-6-30-F-24D-LCBMA (Fail Safe)	\$1,412	\$1,480

310-6-30 FACEPLATE ONLY

Option	627	612
FP: 310-6-30	\$340	\$539

For strike body only for the 310-6-30, order the 310-1-30 with PK keeper. See page 27.

SB: 310-1-1 ELECTRIC STRIKE BODY ONLY

Models & Finishes	(PK)
310-1-1-12D	\$807
310-1-1-24D	\$807
310-1-1-F-12D (Fail Safe)	\$807
310-1-1-F-24D (Fail Safe)	\$807
310-1-1-12D-LCBMA	\$1,040
310-1-1-24D-LCBMA	\$1,040
310-1-1-F-12D-LCBMA (Fail Safe)	\$1,040
310-1-1-F-24D-LCBMA (Fail Safe)	\$1,040

REFERENCE NOTES



- Strikes are sold as a complete unit.
- All strikes ship fail secure standard. Please specify "F" for fail safe when ordering, if desired.
- All strikes ship either 24 VDC or 24 VDC standard. Please specify voltage when ordering.
- Monitoring options include LCBMA (detects position of latchbolt in pocket).

Special Notes:

- Double-door models are available with four different center-to-center dimensions between latchbolt keepers. Keepers are wide enough to compensate for vertical-rod exit bolts which may be as much as 3/8" (10mm) off center-to-center dimension, either way.
- When using an electric strike in conjunction with a vertical-rod exit device, it is necessary that:

- 1) The bottom rod of the exit device be removed or made inoperative.
- 2) The latchbolt of the exit device be the "Pullman" or beveled type.
- 3) The latchbolt be free-latching and remain projected while the door is open. Mechanisms that hold the latchbolt retracted while the door is open, and automatically release it when the door is closed, must be removed or made inoperative.

SB:310-1-2 SB:310-1-3, SB:310-1-30

SB: 310-1-2 ELECTRIC STRIKE BODY ONLY

Model & Keeper	(PK)
310-1-2-12D	\$807
310-1-2-24D	\$807
310-1-2-F-12D (Fail Safe)	\$807
310-1-2-F-24D (Fail Safe)	\$807
310-1-2-12D-LCBMA	\$1,040
310-1-2-24D-LCBMA	\$1,040
310-1-2-F-12D-LCBMA (Fail Safe)	\$1,040
310-1-2-F-24D-LCBMA (Fail Safe)	\$1,040

SB: 310-1-3 ELECTRIC STRIKE BODY ONLY

Model & Keeper	(PK)
310-1-3-12D	\$807
310-1-3-24D	\$807
310-1-3-F-12D (Fail Safe)	\$807
310-1-3-F-24D (Fail Safe)	\$807
310-1-3-12D-LCBMA	\$1,040
310-1-3-24D-LCBMA	\$1,040
310-1-3-F-12D-LCBMA (Fail Safe)	\$1,040
310-1-3-F-24D-LCBMA (Fail Safe)	\$1,040

SB: 310-1-30 ELECTRIC STRIKE BODY ONLY


Model & Keeper	(PK)
310-1-30-12D	\$807
310-1-30-24D	\$807
310-1-30-F-12D (Fail Safe)	\$807
310-1-30-F-24D (Fail Safe)	\$807
310-1-30-12D-LCBMA	\$1,040
310-1-30-24D-LCBMA	\$1,040
310-1-30-F-12D-LCBMA (Fail Safe)	\$1,040
310-1-30-F-24D-LCBMA (Fail Safe)	\$1,040

For universal accessories, see page 42-43.

REFERENCE NOTES

- All strikes ship fail secure standard. Please specify "F" for fail safe when ordering, if desired.
- All strikes ship either 24VDC or 24VAC standard. Please specify voltage when ordering.
- Monitoring options include LCBMA (detects position of latchbolt in pocket).





700 Series: 712, 712-75

712 ELECTRIC STRIKE MODELS (includes both strike body and faceplate)

Models & Finishes	630	605	606	612	613	629
712-12D	\$562	\$656	\$630	\$630	\$597	\$630
712-24D	\$562	\$656	\$630	\$630	\$597	\$630
712-F-12D (Fail Safe)	\$562	\$656	\$630	\$630	\$597	\$630
712-F-24D (Fail Safe)	\$562	\$656	\$630	\$630	\$597	\$630
712-12D-LBMLCM	\$682	\$775	\$749	\$749	\$716	\$749
712-24D-LBMLCM	\$682	\$775	\$749	\$749	\$716	\$749
712-F-12D-LCBMA (Fail Safe)	\$682	\$775	\$749	\$749	\$716	\$749
712-F-24D-LCBMA (Fail Safe)	\$682	\$775	\$749	\$749	\$716	\$749

712 FACEPLATE ONLY

Option	630	605	606	612	613	629
FP: 712/732	\$121	\$214	\$188	\$188	\$155	\$188

For strike body only for the 712, order the 710 with 1/2" keeper. See page 30.

712-75 ELECTRIC STRIKE MODELS (includes both strike body and faceplate)

Models & Finishes	630	605	606	612	613	629
712-75-12D	\$576	\$671	\$642	\$642	\$611	\$642
712-75-24D	\$576	\$671	\$642	\$642	\$611	\$642
712-75-F-12D (Fail Safe)	\$576	\$671	\$642	\$642	\$611	\$642
712-75-F-24D (Fail Safe)	\$576	\$671	\$642	\$642	\$611	\$642
712-75-12D-LBMLCM	\$696	\$792	\$762	\$762	\$731	\$762
712-75-24D-LBMLCM	\$696	\$792	\$762	\$762	\$731	\$762
712-75-F-12D-LBMLCM (Fail Safe)	\$696	\$792	\$762	\$762	\$731	\$762
712-75-F-24D-LBMLCM (Fail Safe)	\$696	\$792	\$762	\$762	\$731	\$762

712-75 FACEPLATE ONLY

Option	630	605	606	612	613	629
FP: 712-75/732-75	\$145	\$238	\$209	\$209	\$180	\$209


For strike body only for the 712-75, order the 710-75 with 3/4" keeper. See page 30.
For universal accessories, see page 42-43.



REFERENCE NOTES

- Strikes are sold as a complete unit.
 - All strikes ship fail secure standard. Please specify "F" for fail safe when ordering, if desired.
 - All strikes ship either 24 VDC or 24 VDC standard. Please specify voltage when ordering.
 - Monitoring options include LBMLCM (detects position of latch-bolt in pocket and monitors internal strike mechanism to tell if strike is in locked or unlocked position).
- Special Notes:**
- These products will require relocation of the center line when used with mortise locks. Consult customer support regarding use with Best 40 series.

700 Series: 732, 732-75



732 ELECTRIC STRIKE MODELS (includes both strike body and faceplate)

Models & Finishes	630	605	606	612	613	629
732-12D	\$562	\$656	\$630	\$630	\$597	\$630
732-24D	\$562	\$656	\$630	\$630	\$597	\$630
732-F-12D (Fail Safe)	\$562	\$656	\$630	\$630	\$597	\$630
732-F-24D (Fail Safe)	\$562	\$656	\$630	\$630	\$597	\$630
732-12D-LBMLCM	\$682	\$775	\$749	\$749	\$716	\$749
732-24D-LBMLCM	\$682	\$775	\$749	\$749	\$716	\$749
732-F-12D-LBMLCM (Fail Safe)	\$682	\$775	\$749	\$749	\$716	\$749
732-F-24D-LBMLCM (Fail Safe)	\$682	\$775	\$749	\$749	\$716	\$749

732 FACEPLATE ONLY

Option	630	605	606	612	613	629
FP: 712/732	\$121	\$214	\$188	\$188	\$155	\$188

For strike body only for the 732, order the 730 with 1/2" keeper. See page 31.

732-75 ELECTRIC STRIKE MODELS (includes both strike body and faceplate)

Models & Finishes	630	605	606	612	613	629
732-75-12D	\$576	\$671	\$642	\$642	\$611	\$642
732-75-24D	\$576	\$671	\$642	\$642	\$611	\$642
732-75-F-12D (Fail Safe)	\$576	\$671	\$642	\$642	\$611	\$642
732-75-F-24D (Fail Safe)	\$576	\$671	\$642	\$642	\$611	\$642
732-75-12D-LBMLCM	\$696	\$792	\$762	\$762	\$731	\$762
732-75-24D-LBMLCM	\$696	\$792	\$762	\$762	\$731	\$762
732-75-F-12D-LBMLCM (Fail Safe)	\$696	\$792	\$762	\$762	\$731	\$762
732-75-F-24D-LBMLCM (Fail Safe)	\$696	\$792	\$762	\$762	\$731	\$762

732-75 FACEPLATE ONLY

Option	630	605	606	612	613	629
FP: 712-75/732-75	\$145	\$238	\$209	\$209	\$180	\$209

For strike body only for the 732-75, order the 730-75 with 3/4" keeper. See page 31.
For universal accessories, see page 42-43.

REFERENCE NOTES

- Strikes are sold as a complete unit.
 - All strikes ship fail secure standard. Please specify "F" for fail safe when ordering, if desired.
 - All strikes ship either 24 VDC or 24 VDC standard. Please specify voltage when ordering.
 - Monitoring options include LBMLCM (detects position of latch-bolt in pocket and monitors internal strike mechanism to tell if strike is in locked or unlocked position).
- Special Notes:**
- These products will require relocation of the center line when used with mortise locks. Consult customer support regarding use with the Best 40 series.





SB:710, SB:710-75

SB: 710 ELECTRIC STRIKE BODY ONLY

Models & Keeper	(1/2)
710-12D	\$442
710-24D	\$442
710-F-12D (Fail Safe)	\$442
710-F-24D (Fail Safe)	\$442
710-12D-LBMLCM	\$562
710-24D-LBMLCM	\$562
710-F-12D-LBMLCM (Fail Safe)	\$562
710-F-24D-LBMLCM (Fail Safe)	\$562

SB: 710-75 ELECTRIC STRIKE BODY ONLY

Models & Keeper	(3/4)
710-75-12D	\$442
710-75-24D	\$442
710-75-F-12D (Fail Safe)	\$442
710-75-F-24D (Fail Safe)	\$442
710-75-12D-LBMLCM	\$562
710-75-24D-LBMLCM	\$562
710-75-F-12D-LBMLCM (Fail Safe)	\$562
710-75-F-24D-LBMLCM (Fail Safe)	\$562

For universal accessories, see page 42-43.



REFERENCE NOTES

- All strikes ship fail secure standard. Please specify "F" for fail safe when ordering, if desired.
- All strikes ship either 24 VDC or 24 VDC standard. Please specify voltage when ordering.
- Monitoring options include LBMLCM (detects position of latch-bolt in pocket and monitors internal strike mechanism to tell if strike is in locked or unlocked position).

Special Notes:

- These products will require relocation of the center line when used with mortise locks. Consult customer support regarding use with Best-40 series.

SB:730, SB:730-75



SB: 730 ELECTRIC STRIKE BODY ONLY

Models & Keeper	(1/2)
730-12D	\$442
730-24D	\$442
730-F-12D (Fail Safe)	\$442
730-F-24D (Fail Safe)	\$442
730-12D-LBMLCM	\$562
730-24D-LBMLCM	\$562
730-F-12D-LBMLCM (Fail Safe)	\$562
730-F-24D-LBMLCM (Fail Safe)	\$562

SB: 730-75 ELECTRIC STRIKE BODY ONLY

Models & Keeper	(3/4)
730-75-12D	\$442
730-75-24D	\$442
730-75-F-12D (Fail Safe)	\$442
730-75-F-24D (Fail Safe)	\$442
730-75-12D-LBMLCM	\$562
730-75-24D-LBMLCM	\$562
730-75-F-12D-LBMLCM (Fail Safe)	\$562
730-75-F-24D-LBMLCM (Fail Safe)	\$562

For universal accessories, see page 42-43.

REFERENCE NOTES

- All strikes ship fail secure standard. Please specify "F" for fail safe when ordering, if desired.
- All strikes ship either 24 VDC or 24 VDC standard. Please specify voltage when ordering.
- Monitoring options include LBMLCM (detects position of latch-bolt in pocket and monitors internal strike mechanism to tell if strike is in locked or unlocked position).

Special Notes:

- These products will require relocation of the center line when used with mortise locks. Consult customer support regarding use with Best 40 series.





742 Series: 742-75, SB:740-75

742-75 ELECTRIC STRIKE MODELS (includes both strike body and faceplate)

Models & Finishes	630	605	606	612	613	629
742-75-12D	\$609	\$703	\$675	\$675	\$642	\$675
742-75-24D	\$609	\$703	\$675	\$675	\$642	\$675
742-75-F-12D (Fail Safe)	\$609	\$703	\$675	\$675	\$642	\$675
742-75-F-24D (Fail Safe)	\$609	\$703	\$675	\$675	\$642	\$675
742-75-12D-LBMLCM	\$729	\$822	\$796	\$796	\$762	\$796
742-75-24D-LBMLCM	\$729	\$822	\$796	\$796	\$762	\$796
742-75-F-12D-LBMLCM (Fail Safe)	\$729	\$822	\$796	\$796	\$762	\$796
742-75-F-24D-LBMLCM(Fail Safe)	\$729	\$822	\$796	\$796	\$762	\$796

742-75 FACEPLATE ONLY

Option	630	605	606	612	613	629
FP: 742-75	\$134	\$228	\$200	\$200	\$167	\$200

For strike body only for the 742-75, order the 740-75. See page below.

SB: 740-75 ELECTRIC STRIKE BODY ONLY

Model & Keeper	(3/4)
740-75-12D	\$475
740-75-24D	\$475
740-75-F-12D (Fail Safe)	\$475
740-75-F-24D (Fail Safe)	\$475
740-75-12D-LBMLCM	\$595
740-75-24D-LBMLCM	\$595
740-75-F-12D-LBMLCM (Fail Safe)	\$595
740-75-F-24D-LBMLCM (Fail Safe)	\$595

For universal accessories, see page 42-43.




REFERENCE NOTES

- Strikes are sold as a complete unit.
- All strikes ship fail secure standard. Please specify "F" for fail safe when ordering, if desired.
- All strikes ship either 24 VDC or 24 VDC standard. Please specify voltage when ordering.
- Monitoring options include LBMLCM (detects position of latch-bolt in pocket and monitors internal strike mechanism to tell if strike is in locked or unlocked position).

Special Notes:

- The 742-75 is designed to work with a variety of mortise locks without deadbolts, including the Schlage L9000 and Yale 8800 without relocating the strike prep in the frame. Consult customer support regarding use with Best-40 series.




Solar Power Supplies



Power Transfers



PoE Injectors & Extractors




Power Distribution Boards



Inductive Coupling Power Transfer



Linear Power Supplies



Switching Power Supplies



Plug in Power Supplies



Electric Hinges

TAP INTO THE **POWER** OF SECURITRON

SECURITRON[®]
ASSA ABLOY

SECURITRON.COM | 1.800.MAGLOCK

ASSA ABLOY, the global leader in door opening solutions



Securiton is your one-stop source for all power management components.

Securiton products integrate better and work seamlessly together. Your system is easier to set up, easier to customize and more reliable to operate. What's more, Securiton offers the best warranty and the finest tech support in the industry.

Contact Securiton.

We are your single source for excellence in access control.



Integrated Products

INTEGRATED ELECTRIC STRIKE KITS WITH PROX READER

Models & Finishes	630
RF1016	\$774
RF4510	\$852
RF5010	\$517
RF5210	\$518
RF7010	\$598
RF7510	\$926
RF8010	\$551
RF8310	\$867
RF8510	\$884
RF-9400	\$822
RF-9500	\$933
RF-9600	\$822

INTEGRATED ELECTRIC STRIKE KITS WITH HID iCLASS READER

Models & Finishes	630
IC1026	\$865
IC4520	\$904
IC5020	\$540
IC5220	\$540
IC7020	\$605
IC7520	\$961
IC8020	\$575
IC8320	\$875
IC8520	\$886
IC-9400	\$851
IC-9500	\$940
IC-9600	\$851

Where applicable, faceplates sold separately.



REFERENCE NOTESOX:

- All strikes include integrated HID® Prox technology card reader, door position switch, latchbolt monitor, LED, and buzzer.
- All strikes include integrated HID® iCLASS technology card reader, door position switch, latchbolt monitor, LED, and buzzer.



1006



4500



5000



5200



7000



7501



8000



8300



8500



9400



9500



9600

HES Integrated Products

Powerful access control in a simple package

Experience the convenience of an electric strike with your choice of an iCLASS or Prox integrated card reader. HES Integrated Products combine any HES electric strike with a card reader, latchbolt monitor and door position switch for one-box convenience. HES Integrated Products conceal all components in the frame for easier installation, better tamper resistance, higher security and superior aesthetics. Engineered to work with any Wiegand-compatible controller, these versatile units easily integrate with most access control systems.



Integrated iCLASS®
(actual size)



Integrated Prox
(actual size)



610 Series

610 COMPACT AND COST EFFECTIVE CABINET LOCK

Model	Price
610 Cabinet Lock	\$114
610LM Cabinet Lock Monitored	\$158

How to Order

Below is an example describing how to order an HES 610 Series cabinet lock.

Part Number Examples

610LM

Is the 610 cabinet lock with locked state monitoring.

610

Cabinet Lock

Choose the cabinet series number.

LM

Optional Features

This option refers to locked state monitoring.



660 Series



660 MULTI-PURPOSE ELECTRO-MECHANICAL LOCK

Model	Price
660-12V	\$138
660-24V	\$138
660-12V Preload	\$207
660-24V Preload	\$207
660-12V LBSM	\$172
660-24V LBSM	\$172
660-12V LBSM Preload	\$234
660-24V LBSM Preload	\$234

660 ACCESSORIES

Model	Price
660 Key Override	\$80

How to Order

Below is an example describing how to order an HES 660 Series cabinet lock.

Part Number Examples

660-12V-LBSM-Preload

Is the 660 cabinet lock, 12 VDC, with LBSM that monitors the position of the latchbolt and keeper and handles preload.

660	12V	LBSM - Preload
Cabinet Lock	Voltage	Optional Features
Choose the electro-mechanical lock series number	Specify voltage (12 or 24)	This item refers to options such as latchbolt monitor, preload, key override, etc.

REFERENCE NOTES

- Locks are sold as a complete unit.
- All locks ship either 12 VDC or 24 VDC standard. Please specify voltage when ordering.
- Monitoring options are LBM (monitors position of latchbolt) and LBSM (monitors position of latchbolt and keeper).
- Preload versions available.





K100 Aperio Cabinet Lock

K100-622H APERIO CABINET LOCK WITH WIEGAND HUB

Model		Price
K100-622H-SE-W1	K100, iCLASS SE reader, Wholesale Kit with 1:1 Hub, White, Round Knob	\$800
K100-622H-PA-W1	K100, PROX, Wholesale Kit with 1:1 Hub, White, Round Knob	\$800
K100-622H-SE-W2	K100, iCLASS SE reader, Wholesale Kit with 1:1 Hub, White, Thumbturn	\$800
K100-622H-PA-W2	K100, PROX, Wholesale Kit with 1:1 Hub, White, Thumbturn	\$800
K100-622H-SE-B1	K100, iCLASS SE reader, Wholesale Kit with 1:1 Hub, Black, Round Knob	\$800
K100-622H-PA-B1	K100, Prox SE reader, Wholesale Kit with 1:1 Hub, Black, Round Knob	\$800
K100-622H-SE-B2	K100, iCLASS SE reader, Wholesale Kit with 1:1 Hub, Black, Thumbturn	\$800
K100-622H-PA-B2	K100, PROX, Wholesale Kit with 1:1 Hub, Black, Thumbturn	\$800
K100-622-SE-MOUNT	K100 Mounted Demo, iCLASS, SE, White, Thumbturn	\$965

Kit includes lock with integrated iCLASS or PROX reader and paired Wiegand 1:1 wireless hub

K100 ACCESSORIES

Model		Price
K100-622-JSP	Jump Start Battery Pack	\$36

How to Order

The following is an example describing how to order an Aperio K100-622H Kit.

Part Number Examples

K100-622H-PA-W1

Is a 622 cabinet lock, Prox, paired with a Wiegand 1:1 hub in white with round knob.

K100	622H	PA	W	1
Cabinet Lock	Model	Credential Technology	Color	Knob Type
<i>Choose the cabinet lock series number</i>	<i>Choose the model number</i>	<i>SE - High frequency PA - Prox</i>	<i>W - White B - Black</i>	<i>1 - Round 2 - Thumbturn</i>



K200 Server Cabinet Lock



K200-622-B2 WIEGAND CABINET LOCK

Model		Price
K200-622-B2	K200, Wiegand, Multiclass Reader, Black, Thumbturn	\$525

K200 ACCESSORIES

Model		Price
CABLEW10-8	Wiegand wire 8 ft extension, 10 conductor with Molex connectors	\$55

How to Order

The following is an example describing how to order a K200 cabinet lock.

Part Number Examples

K200-622-B2

Is a K200 Series cabinet lock with multiclass reader, black finish and thumbturn

K200	622	B	2
Cabinet Lock	Model	Color	Turn Type
<i>Choose the cabinet lock series number</i>	<i>Choose the model number</i>	<i>B - Black</i>	<i>2 - Thumbturn</i>





KS100 Aperio Cabinet Lock

KS100-640H APERIO SERVER CABINET LOCK WITH WIEGAND HUB

Model		Price
KS100-640H-SE	KS100, iCLASS SE, Wholesale Kit with 1:1 Hub	\$900
KS100-640H-PA	KS100, PROX, Wholesale Kit with 1:1 Hub	\$900
KS100-640-SE-MOUNT	KS100 Mounted Demo, iCLASS SE, PoE Injector	\$965
<i>Kit includes lock with integrated iCLASS or PROX reader and paired Wiegand 1:1 wireless hub</i>		

KS100 ACCESSORIES

Model		Price
SFIC	SFIC	\$87

How to Order

The following is an example describing how to order an Aperio KS100-640H Kit .

Part Number Examples

KS100-640H-PA

Is a 640 server cabinet lock, Prox, paired with a Wiegand 1:1 hub.

KS100	640H	PA
Server Cabinet Lock	Model	Credential Technology
<i>Choose the cabinet lock series number</i>	<i>Choose the model number</i>	<i>SE - iCLASS SE PA - Prox</i>



KS200 Server Cabinet Lock



KS200-640 WIEGAND SERVER CABINET LOCK

Model		Price
KS200-640	KS200, Wiegand, Multiclass Reader, Black	\$500

KS200 ACCESSORIES

Model		Price
CABLEW10-8	Wiegand wire 8 ft extension, 10 conductor with Molex connectors	\$55

How to Order

The following is an example describing how to order a KS200 server cabinet lock.

Part Number Examples








KS200-640

Is a KS200 Series server cabinet lock with multiclass reader and black finish.








KS200	640
Server Cabinet Lock	Model
<i>Choose the cabinet lock series number</i>	<i>Choose the model number</i>



Accessories

Item	Accessory	Description	Price
	2001M: Plug-in bridge rectifier	Converts AC to unfiltered DC Rated 35 V, 1 Amp <i>Includes MOV and self-resettable fuse</i> <i>Not recommended for 1006 Electric Strike</i>	\$60
	2001-1: Wire-in bridge rectifier	Converts AC to unfiltered DC Rated 35 V, 2 Amp <i>Not recommended for 1006 Electric Strike</i>	\$35
	2004M: ElectroLynx® adapter	Adapter between existing HES electric strikes and ElectroLynx® connectors	\$37
	2005M3: SMART Pac® III	In-line power controller able to receive input voltages from 12- 32V AC or DC. Built-in bridge rectifier. Reduces initial voltage by 25% to extend the life of the electric strike. <i>Includes built-in resettable fuse, MOV, voltage regulation and input voltage level indicating and unit status</i> <i>For use with 1006, input voltage must be DC</i>	\$86
	2006M: Plug-in buzzer	Audible operation indicator. At 24 VDC, 75db @ 11-3/4"	\$46
	2007M: Plug-in pigtail connectors	With 4" wire leads	\$17
	150: Strike latch guard	Stainless steel. Installed at the edge of the door to cover the lock and electric strike	\$80

Accessories

Item	Accessory	Description	Price
	310-2-3: Astragal Strike Latch Guard	Designed to prevent tampering with the latchbolt, as well as the latchbolt keeper. Prevents one door from being open before the other.	\$180
	SMB: Surface mounting box	Installs on inactive door of pair of doors to accommodate rim-exit devices. To be used with the 7000 (783S and 789S), 9400, 9500 and 9600 series. <i>Available in black finish only</i>	\$202
	152: Universal mounting tabs	Mount inside hollow metal and aluminum jambs	\$22
	154-MTK: Metal Template Kit	For installing the 1006, 4500, 5000, 5200, 7000 and 7501 electric strikes <i>(4-7/8" ANSI jamb preparation only)</i>	\$70
	9000-MTK: Metal Template Kit	For installing the 9400, 9500, 9600, electric strikes	\$60
	157D: Torx® security bit	Tamper-Resistant Torx® R20 insert bit	\$38
	157: Torx® screws	Two (2) 12-24 UNC x 3/4" FH Tamper-Resistant Pin-in-Torx® screws	\$12

Terms & Conditions

Standard Terms & Conditions

The following Terms and Conditions (“Terms”) apply to the sale by Hanchett Entry Systems, Inc. (“HES”) of HES and Folger Adam products and services (“HES products”), an ASSA ABLOY group company.

All transactions are subject to the latest published Terms except to the extent modified by a written agreement between the purchaser and HES executed prior to an accepted order. The purchaser agrees that HES’ acceptance of any purchase order delivered by purchaser is subject to and conditioned upon these Terms. Purchase orders, quotation requests, or acknowledgements which have clauses contrary to these Terms are not binding on HES, unless specifically approved in writing by an authorized agent of HES. No order shall be binding on HES until received and approved by HES. HES expressly reserves the right to correct clerical, stenographic, and other obvious errors at any time.

Pricing

All prices are subject to change without notice. No prices are guaranteed. All shipments will be made at prices prevailing at the time of acknowledgment.

Payment Terms

Standard terms are net 30 days of invoice date.

Credit Terms

Credit terms must be established by completing an HES credit application and submitting it to HES for approval. Accounts not paid within 30 days of the date of the invoice will be considered past

due, with interest accruing at 2% per month beginning on the 31st day after the date of the invoice. An order received on an account which has not been paid within 45 days from the date of invoice will not be processed until the account is current. An account remaining unpaid 60 days after the date of the invoice may be referred for collection and credit will be cancelled. HES reserves the right to revoke any credit extended to a purchaser because of purchaser’s failure to pay for any goods when due or for any other reason deemed good and sufficient by HES, and in such event all subsequent shipments shall be paid for on delivery.

Freight Terms

All goods are delivered for shipment from the HES plant in Phoenix, Arizona. Purchaser agrees to pay the trucking, railway and freight charges on the goods from the point of shipment to the destination. Purchaser assumes the risk of loss or damage to the goods while in transit from the point of shipment.

Delivery

Delivery is contingent upon conditions at time of order and is subject to change. HES shall not be liable for failure or delay in shipping goods if such failure or delay is due to an act of God, war, labor difficulties, accident, inability to obtain containers or raw materials, or any other causes. Any claims of shortages must be made within 30 days of shipment and are subject to approval. HES reserves the right to make delivery in installments. Installments shall be separately invoiced and paid for when due, without regard to subsequent deliveries. Delay in delivery of an installment shall not relieve the

purchaser of its obligation to accept remaining deliveries.

Changes & Cancellations

Changes to or cancellations of orders must be made in writing and delivered by email, fax or regular mail. Cancellations made after HES has issued an order acknowledgment are subject to HES approval, and are subject to a \$25 processing fee in addition to any cost incurred by HES as a result of the original order.

Warranty

HES products are generally governed by an express, limited warranty (“Warranty”). All new HES products are warranted to be free from manufacturing or design defects for a period, from date of manufacture, as follows:

1 Year ‘Hassle-Free’ Guarantee:

All HES products, including all Series electric strikes, electromechanical locks, security controls, power supplies and electrical components.

Mechanical Components

Warranty:

- 3 Years: 7000 Series electric strikes and 660 electromechanical locks
- 5 Years: 1006, 4500, 5000, 5200, 7500, 8000, 8300, 8500, 9400, 9500 and 9600 Series electric strikes
- Lifetime: Integrated products.

Electrical Components Warranty:

- 1 Year: All Series electric strikes
- 3-5 Years: Installing a SMART Pac III® power controller with any new product extends the 1 year warranty on electrical components, including the SMART Pac III®, to the 3-5 year

warranty term applicable to each Series mechanical components as outlined above

Lifetime: Integrated products. The scope of this Warranty shall be limited to the replacement, but not installation, of the defective products. This Warranty is valid in the USA and Canada only. This Warranty also does not apply to products that have been misused or damaged by accident or by any acts of humans (other than HES personnel), war, terrorism, animals, pressure, biological, nuclear, or chemical agents, nature or the government or altered or repaired outside the HES factory. The purchaser accepts the products "as is". HES MAKES NO OTHER WARRANTY EXPRESS OR IMPLIED; AND ANY IMPLIED WARRANTIES OF MERCHANTABILITY OR FITNESS FOR A PARTICULAR PURPOSE, WHICH EXCEED THE LIMITS OF THE FOREGOING WARRANTY, ARE HEREBY DISCLAIMED BY HES.

Procedure for Claiming Under Warranty or Returns

Requests to return HES products should be made within 18 months from date of order and HES reserves the right to request date of manufacture and other product information. On goods returned for customer convenience, HES also reserves the right to request original packaging. An RMA (Return Material Authorization) must be obtained from authorized personnel of HES before any HES product may be returned. Upon inspection by HES, a decision will be made to repair, replace, or issue a credit for the HES product. This decision will be made solely by HES in accordance with the provisions of these Terms. Obsolete products will not be accepted for return. Transportation charges and

insurance on all returned materials must be prepaid by the purchaser. On goods returned for customer convenience, when the purchaser returns materials in compliance with these Terms which are accepted by HES, the purchaser may be issued a credit for 65% of the purchase price, with 35% charged by HES for handling and reprocessing. All refunds will be in the form of a credit.

Limitation of Liability

To the extent permitted by law, HES and its agents and affiliates (collectively "HES Parties") shall not be responsible for, and the purchaser hereby assumes the risk of, and hereby releases HES for any damages or injury whatsoever (including, without limitation, incidental or consequential damages, damages for lost profits or business interruption, and punitive damages) caused by or related to any use of HES Products, regardless of any error, omission, interruption, defect, failure of performance, delay in operation or transmission, even if HES has been advised of the possibility of such damages. If, notwithstanding the foregoing limitations, HES has any liability to the purchaser despite the foregoing limitations, the purchaser agrees that the HES' total liability to the purchaser for all losses, damages, and causes of action, whether in contract, equity, tort (including without limitation, negligence and gross negligence), or otherwise, will not exceed the amount the purchaser paid to HES for the HES products. Any action or arbitration brought against the HES pertaining to or in connection with the HES Products must be commenced and served upon HES within one (1) year after the date the cause of action

Terms & Conditions

arose, and not thereafter. Failure to abide by such deadline will constitute a complete defense for the HES Parties to the purchaser's claims.

No Third Party Liability

If the purchaser uses the HES Products on behalf of others or provides to others any products referenced herein, the HES Parties shall have no liability to such persons whatsoever, and the purchaser agree to defend and indemnify the HES Parties from any and all claims and demands asserted against them, and from any legal fees, costs and other expenses that the HES Parties incur therewith.

Governing Law and Jurisdiction

These Terms are governed by the laws of the State of Arizona, U.S.A. but without regard to its principles of conflict of laws. For any interpretational disputes relating to, or claims arising from, these Terms, the purchaser agrees to the exclusive jurisdiction of the Superior Court of Arizona in Maricopa County, provided, however, that such restriction shall not apply to legal actions initiated or brought by HES. Upon request by HES, all disputes concerning and claims arising from the foregoing shall be referred to binding arbitration in Maricopa County, Arizona by an arbitrator selected only by the Superior Court of Arizona in Maricopa County. The purchaser hereby waives its right to a jury with regard to claims against the HES Parties hereunder. The language used in these Terms shall not be construed.

Trademark Usage: ASSA ABLOY Americas

The following policy (“Policy”) of ASSA ABLOY Americas (“ASSA ABLOY”), and all of its affiliated group companies (collectively, the “Group Companies”), applies to the use of certain intellectual property of all such Group Companies, including all trademarks, names, logos, product images, and related information (the “ASSA ABLOY Marks”). ASSA ABLOY Marks are proprietary and critical to the success of ASSA ABLOY and the Group Companies, and may only be used in strict compliance with this Policy.

This Policy covers any person or entity reselling any product of any Group Company with the consent of such Group Company (each, an “Approved Reseller”). Each Approved Reseller has a non-exclusive right to use certain of the ASSA ABLOY Marks relating to any of the Group Companies for which it is an Approved Reseller, subject to the following conditions:

1. Approved Reseller’s use of ASSA ABLOY Marks must be truthful, fair, and not misleading;
 2. Approved Reseller’s advertising must clearly indicate that it is advertising of the Approved Reseller, and is not advertising of ASSA ABLOY;
 3. Approved Reseller may not use any ASSA ABLOY Marks as part of or in connection with a domain name;
 4. Approved Reseller’s advertising must not imply or suggest an association between the Approved Reseller and ASSA ABLOY other than that of buyer and seller;
 5. Approved Reseller’s use of ASSA ABLOY Marks must be a positive representation of ASSA ABLOY, the Group Companies, and their products;
 6. Approved Reseller’s trade name must be more predominant on Approved Reseller’s advertising than the ASSA ABLOY Marks;
 7. Approved Reseller’s use of ASSA ABLOY Marks must include the trademark symbol ® or TM, as appropriate, along with the following trademark legend printed in legible text on the Web page or document containing ASSA ABLOY Marks: “HES and Folger Adam Electric Door Controls are trademarks or registered trademarks of ASSA ABLOY, Inc. or one of its affiliates in the United States and other countries.”;
 8. Approved Reseller must not make modifications of any ASSA ABLOY Marks; and
 9. Approved Reseller may use only ASSA ABLOY Marks associated with the Group Companies for which it is an Approved Reseller (e.g., an Approved Reseller that sells Group Company X products but not Group Company Y products may use Group Company X trademarks in connection with its sale of Group Company X products, but may not use Group Company Y trademarks).
- ASSA ABLOY reserves the right to review Approved Reseller’s usage of ASSA ABLOY Marks at any time and may:
- a. require changes to the use of ASSA ABLOY Marks at any time in its sole discretion, which changes must be implemented within 30 days of written notice to Approved Reseller;
 - b. condition the use of ASSA ABLOY Marks on ASSA ABLOY’s prior approval of such use, which approval may be withheld in its sole discretion;
 - c. revoke permission to use ASSA ABLOY Marks at any time for any or no reason upon 30 days prior written notice to Approved Reseller; and
 - d. revoke permission to use ASSA ABLOY Marks immediately upon notice to Approved Reseller in the event Approved Reseller is in violation of this Policy, or of any other agreement with ASSA ABLOY or any Group Company.

Approved Reseller’s right to use ASSA ABLOY Marks in no way conveys to Approved Reseller any proprietary or economic interest in any ASSA ABLOY Marks.

Use of ASSA ABLOY Marks in violation of this Policy may result in severe civil and criminal liabilities. ASSA ABLOY will vigorously enforce this Policy by seeking all appropriate legal remedies, including, but not limited to, pecuniary damages and injunctive relief.



HES raises the bar again with new outdoor ratings



We exposed our electric strikes to the elements, and they passed the test. They are the same great strikes you've been using for years, now with an outdoor rating from UL.


The following electric strike series are now rated suitable for outdoor use:



1006 Series – The Strongest, Most Versatile Electric Strikes Available.
Choose from the 1006 electric strike or the Complete Pac, 1006CS – Smart Strike™, 1006CLB – Complete Latchbolt or the 1006CDB - Complete Deadbolt locking solutions.



5000 Series – The grade 1, low profile solution for all cylindrical locksets.
Choose the 5000 or the Complete Pac 5000C which includes two faceplates and mounting hardware in a single package.



Concealed Electric Strikes
8000, 8300 and 8500 Series – The concealed, no-cut solution for all cylindrical and mortise locksets.
Choose from the 8000 concealed solution for cylindrical locksets, 8300 concealed, fire-rated solution or the 8500 concealed, fire-rated solution for mortise locksets. We also offer the 8000C and the 8300C which come complete with faceplates and mounting hardware.



Surface Mounted Electric Strikes
9400, 9500, 9600 and 9700 Series – Choose from the 9400 slim-line electric strike for 1/2" mortise exit devices.
Or, for 3/4" rim exit devices, choose from the 9500, fire-rated electric strike, the 9600 surface mounted, windstorm-rated version or the 9700 windstorm-rated and fire-rated, Square Bolt solution.

hesinnovations.com

ASSA ABLOY, the global leader in door opening solutions



Watch for this icon throughout the catalog and on packaging.

Compatibility Chart

HES		Folger Adam	Adams Rite	Von Duprin	RCI	Trine	SDC
Complete One Box Solutions	Standard Models						
1006CS, 1006CLB	1006J	712-75, 732-75		6211 6400	F2164	4100	55
1006CS, 1006CLB,	1006K, 1006KD, 1006KM	742-75		6210 6400	F2164	4100	
1006CS, 1006CDB,	1006A, 1006AD, 1006AM						
1006CS, 1006CDB,	1006N, 1006ND, 1006NM			6210	F2164		
1006CS, 1006CDB,	1006T, 1006TD						
1006CS, 1006CDB,	1006H, 1006HD, 1006HM				F2164		
1006CS, 1006CDB,	1006E						
1006CS	1006Z						
	1006R						
	1006J2	310-2, 310-2 3/4		6215, 6224, 6226			
1006CDB	1006H-2	310-3-1		6216			
4500C		742-75	7240, 7270	6210	F2164	4100	
5000C	5000-501		7140, 7340, 7410, 7411	4200 5100	L6514		25-4U
5000C	5000-501A		7101, 7160, 7300, 7440	4200 5100	L6504		25-4U
	5000-502		7110, 7310, 7410	5100	L6508		
	5000-503		7130, 7430		L6507		
	5000-504						
5200C	5200-501			5100	S6514, 7114, 7314	2012	45-4S
5200C	5200-501A			5100	S6504, 7104, 7304		45-4R
	5200-502			5100	S6508, 7108, 7308	2002	45-7R
	5200-503				S6507, 7107, 7307	2678	145-6R
	5200-504						

HES

FOLGER ADAM

INTEGRATED PRODUCTS

CABINET LOCKS

ACCESSORIES

GENERAL INFORMATION

Compatibility Chart

HES		Folger Adam	Adams Rite	Von Duprin	RCI	Trine	SDC
Complete One Box Solutions	Standard Models						
7000C	7000-791	712, 732	7400, 7401, 7440				
7000C	7000-792		7410, 7411				
	7000-783		74R1, 74R2				
	7000-786						
	7000-789						
7501	7501						
8000C	8000-801, 8000-801A						
	8000-801E, 8000-802, 8000-803						
	8500 Series						
9400	9400				0563	4850	
9500	9500			6300	F0162	4800F	
9600	9600				0162	4800	
		310-20B		6222, 6225			
		310-4		6212			
9700	9700	310-4S				4801	
		310-4-1, 310-4-2, 310-4-3, 310-4-30					
		310-6-1, 310-6-2, 310-6-3, 301-6-8, 310-6-30					

NOTE: This chart is offered as a convenience only. Reference should be made to the individual manufacturer's catalogs for complete data as to exact equivalents. There may be some variation in physical size, electrical characteristics and durability between strikes of different manufacturers. HES assumes no liability for differences between items compared. When compatibility is a concern, contact Customer Support at 800-626-7590 for application assistance. NOTE: The 109 trim adapter may be required for a neater appearance in retro fit applications where the strike lip dimensions exceed 3-3/8".

NOTE: This chart details the HES and Folger Adam products that can replace competitors products, but not necessarily the reverse.

HES

FOLGER ADAM






INTEGRATED PRODUCTS

CABINET LOCKS





ACCESSORIES

GENERAL INFORMATION

Lock Cross Reference

ANSI Lock	Description	Manufacturer	Electric Strikes
 	Mortise locksets Mortise lockset without a deadbolt	Arrow, Baldwin, Best, Marks, Omnia, PDQ	1006CS 1006CLB, RF1006CLB, IC1006CLB 1006KM, RF1006KM, IC1006KM 4500, RF4500, IC4500 742-75
		Corbin Russwin ML2000 and Arrow	1006CS 1006CLB, RF1006CLB IC1006CLB 1006KM, RF1006KM IC1006KM 4500, RF4500, IC4500 8500-852K, RF8500-852K, IC8500-852K 742-75
		Sargent 7700, 8100 Schlage L*	1006CS 1006CLB, RF1006CLB, IC1006CLB 1006KD, RF1006KD, IC1006KD 4500, RF4500, IC4500 8500-851M, RF8500-851M IC8500-851M (Sargent 8100 only) *8500-852L, RF8500-852L, IC8500-852L (Schlage L) 742-75
		Sargent 7900, 8200, 9200	1006CS 1006CLB, RF1006CLB, IC1006CLB 1006KM, RF1006KM, IC1006KM 4500 8500-851M, RF8500-851M IC8500-851M 742-75
		Accurate, Falcon, Kaba Ilco/Unican, Yale 8700 (manufactured after 2005), Yale 8800	1006CS 1006CLB, RF1006CLB, IC1006CLB 1006KD, RF1006KD, IC1006KD 4500, RF4500, IC4500 8500-852M, RF8500-852M, IC8500-852M
  	Mortise locksets Mortise lockset with a 1" deadbolt	Accurate, Almet, Arrow, Baldwin, Best, Marks, Corbin Russwin, Falcon, Omnia, PDQ Schlage	1006CS 1006CDB, RF1006DBL, IC1006CDB 1006AM, 1006HM, 1006NM, 1006T
		Sargent, Yale	1006CS 1006CDB, RF1006DBL, IC1006CDB 1006AD, 1006HD, 1006ND

Lock Cross Reference

ANSI Lock	Description	Manufacturer	Electric Strikes
	Cylindrical lockset Latchbolt for aluminum stile doors	All manufacturers	5000, RF5000, IC5000 1006J 7000, RF7000, IC7000 5200, RF5200, IC5200
	Cylindrical lockset Cylindrical lockset up to 5/8" throw	All manufacturers	1006CS 5000, RF5000, IC5000 7000, RF7000, IC7000 8000, RF8000, IC8000 8300, RF8300, IC8300 V3 712 310-2
	Cylindrical lockset Cylindrical lockset up to 3/4" throw	All manufacturers	1006CS, 1006CLB, RF1006CLB, IC1006CLB 1006J, RF1006J, IC1006J 5200, RF5200, IC5200 4500, RF4500, IC4500 7500, RF7500, IC7500 712-75 310-75
	Rim mounted Rim mounted exit device up to 1/2" throw	All Manufacturers	7000-789, RF7000-789, IC7000-789 9400, RF9400, IC9400
	Rim mounted Rim mounted exit device up to 3/4" throw	All Manufacturers	7000-783, RF7000-783, IC7000-783, 7000-786, RF7000-786, IC7000-786 9500, RF9500, IC9500 9600, RF9600, IC9600 310-4
	Rim mounted Rim mounted exit deadbolt	Corbin Russwin (Secure Bolt), Yale (Square Bolt)	9700 310-4S

- HES and Folger Adam electric strikes are designed to be installed in accordance with the ANSI/BHMA A156.31 4-7/8" jam preparation.
- When accommodating a cylindrical lock, the electric strike is to be installed centerline to centerline.
- When accommodating a mortise lock, the centerline of the electric strike is to be installed 3/8" above the centerline of the mortise lock, except as noted for individual strikes. Folger Adam 712 series and 310 series will need special alignment with used with a mortise lock.
- HES electric strikes are all non-handed and designed for installation in hollow metal, concrete filled metal, aluminum and wood jambs.
- Folger Adam electric strikes are all non-handed and designed for installation in hollow metal, aluminum and wood jambs.

hesinnovations.com



Follow us on Twitter at
[hesinnovations](#)



Subscribe to our YouTube
Channel at [hesinnovations](#)



Like us on Facebook at
[hesinnovations](#)



Connect with us on LinkedIn
at [HES Innovations](#)

USA

Customer Support
800.626.7590

p 623.582.4626

f 623.582.4641

[hesinnovations.com](#)

10027 S. 51st Street, Ste. 102
Phoenix, AZ 85044

CANADA

Customer Support
800.461.3007

p 905.738.2466

f 800.461.8989

f 905.738.2478

[assaabloy.ca](#)

ASSA ABLOY DSS Canada
Vaughan, Ontario

customercare@hesinnovations.com
*general inquiries, pricing, lead times, order/
inventory status, returns*

support@hesinnovations.com
installation, operation, system design

orders@hesinnovations.com
*products, promotions, product literature,
product demos*



ASSA ABLOY

ASSA ABLOY is the global
leader in door opening solutions,
dedicated to satisfying
end-user needs for security,
safety and convenience

© 2016, *Hanchett Entry Systems, Inc.,
an ASSA ABLOY Group company.*

HES-065-0116