

Plumbing
CATALOG



For almost 40 years, AquaPlumb® has been the value leader in the plumbing specialty and repair parts industry. In addition to offering high quality products AquaPlumb® works tirelessly to bring you the absolute best and most competitive prices in the market. With a legacy in the plumbing industry that dates back to 1927, Aqua Plumb® has the knowledge and experience to make sure every product meets or exceeds industry standards.

AquaPlumb® offers a full line of retail ready, carded and display packed products that offer the retailers outstanding margins and turns. We also offer a complete line of bulk products for the wholesale and MRO customers.

With low minimum orders, high fill rates and rapid shipping, you can rely on AquaPlumb® to be your number one source for your plumbing department.



For more information on all HBC product lines,
visit our website www.HBERGER.com, call 800-523-1268,
or contact your sales representative.

TABLE OF CONTENTS

	Faucets	2
	Retail Ready Program	11
	Toilet Seats	32
	Tub and Shower	37
	Toilet Repair	52
	Faucet Repair	68
	Water Supply	84
	Drainage	90
	Lavatory and Sink	102
	Appliance Repair	107
	Chemical	114
	Plumbing Valves	118
	Plumbing Tools	126
	Fittings	134
	Index - numerical and alpha	151



AQUA PLUMB® FAUCET PROGRAM

AquaPlumb® boasts the industry's most feature-rich line of faucets.

Each model reflects years of plumbing experience and care that you have come to expect.


Look to AquaPlumb®, the best value, with the best faucets.



PREMIUM PULL-OUT FAUCET

Pull-Out Kitchen Deck Faucet

- Use with Base Plate for 8" 3-Hole Installation
- Use without Base Plate for 1-Hole Installation
- Ceramic Cartridge and Metal Body
- Copper Supply Tubes with 1/2" MPT Connectors
- Designer Loop-Lever Handles
- Matching Pull-Out Spray Head
- Spray or Stream Functions with Rubber Jets for Easy Cleaning



# 1558020	Chrome Plated	Display Box	pk. 1/6
# 1558021	Satin Nickel	Display Box	pk. 1/6

KITCHEN PULL-OUT PARTS

Pull-Out Faucet Head

- Replacement Head For Most Pull Out Kitchen Faucets, Including our numbers: 600140, 600145, 1558020 & 1558021



Replacement Head For 600140 & 1558020

# 600141	Chrome	pk. 1/50
----------	--------	----------

Replacement Head For 600145 & 1558021

# 600146	Satin Nickel	pk. 1/50
----------	--------------	----------

Pull-Out Faucet Hose

- Replacement Hose For Most Pull Out Kitchen Faucets, Including our numbers: 600140, 600145, 1558020 & 1558021



# 600137	Bulk	pk. 25/100
----------	------	------------



Two-Handle Gooseneck Kitchen Faucet

- Fits 8" 3-Hole Installations
- POM Cartridge and Waterways, Metal Cover
- Metal Threaded Shaft
- Matching Wave-Lever Handles
- Sku Saver-Use With or With Out Matching Spray



# 1558030	Chrome Plated	Display Box	pk. 1/6
# 1558031	Satin Nickel	Display Box	pk. 1/6



PREMIUM STYLE – BATHROOM

Two Handle Bathroom Faucet

- Fits 4" Center
- POM Cartridge and Waterways, Metal Cover
- Metal Threaded Shaft
- Matching Wave Lever Handles
- With Matching Brass Pop-Up
- C174C & C1742H Stems
- Chrome Plated Replacement Handle, 660001
- Satin Nickel Replacement Handle, 660011



# 1554001	Chrome Plated	Display Box	pk. 1/6
# 1554002	Satin Nickel	Display Box	pk. 1/6

Single Handle Bathroom Faucet

- Fits 4" Center
- Ceramic Cartridge and POM Waterways, Metal Cover
- Copper Inlets with Metal Threaded Shaft
- Matching Lever Handle
- With Matching Brass Pop-Up
- Replacement Handle 660041



# 1554010	Chrome Plated	Display Box	pk. 1/6
-----------	---------------	-------------	---------

PREMIUM STYLE – KITCHEN

Single Handle Kitchen Faucet

- Fits 8" with 3-Hole or 4-Hole Installations
- Ceramic Cartridge and POM Waterways, Metal Cover
- Copper Inlets with 1/2" MPT Connectors
- Designer Lever Handle
- Sku Saver-Use With or With Out Matching Spray
- Chrome Plated Replacement Handle, 660071
- Satin Nickel Replacement Handle, 660081



# 1558010	Chrome Plated	Display Box	pk. 1/6
# 1558011	Satin Nickel	Display Box	pk. 1/6

PREMIUM STYLE – KITCHEN

Two Handle Kitchen Faucet

- Fits 8" with 3-Hole Installation
- POM Cartridge and Waterways, Metal Cover
- Metal Threaded Shaft
- Matching Wave Lever Handles
- Sku Saver-Use With or With Out Matching Spray
- C1742C & C1742H Stems
- Chrome Plated Replacement Handle, 660001
- Satin Nickel Replacement Handle, 660011



# 1558001	Chrome Plated	Display Box	pk. 1/6
# 1558002	Satin Nickel	Display Box	pk. 1/6

Two Handle High Spout Kitchen Faucet

- Fits 8" Faucet Center with 4th Hole for Spray
- POM Waterways, Metal Cover
- Metal Threaded Shaft
- Uses Delta® Style Cartridges, Seats and Handles C1740HC



# 1558050	Chrome Plated	Display Box	pk. 1/6
-----------	---------------	-------------	---------

Components for Premium Faucets

STEMS/CARTRIDGES/SEATS

- Also Fits Some Glacier Bay®, Premier®, and ProPlus® Faucets

# C1742C	Stem and Seats for Two Handle	Cold	Carded	pk. 4/48
# C1742H	Stem and Seats for Two Handle	Hot	Carded	pk. 4/48

HANDLES

# 660001	Chrome Plated	2-Handle For Lav & Kitchen, Pr.	Bulk	pk. 1/25
# 660011	Satin Nickel	2-Handle For Lav & Kitchen, Pr.	Bulk	pk. 1/25
# 660041	Chrome Plated	Single Handle for Lav	Bulk	pk. 1/25
# 660071	Chrome Plated	Single Handle for Kitchen	Bulk	pk. 1/25
# 660081	Satin Nickel	Single Handle for Kitchen	Bulk	pk. 1/25



CLASSIC STYLE

Single Handle Kitchen Faucet

- Fits 8" Center
- Brass Ball, Copper Waterways, Metal Cover
- Copper Inlets with 1/2" MPT
- Lever Handle
- Uses Delta® Style Ball, Seats, and Handles



1550010 Faucet w/o Spray Chrome Plated Display Box pk. 1/12
 # 1550110 Faucet w/ Spray Chrome Plated Display Box pk. 1/12



Two Handle High Spout Kitchen Faucet

- Fits 8" Center
- POM Waterways, Metal Cover, Acrylic Handles
- Metal Threaded Shaft
- Uses Delta® Style Stem, Seats, and Handles



1550500 Faucet w/o Spray Chrome Plated Display Box pk. 1/12
 # 1550505 Faucet w/ Spray Chrome Plated Display Box pk. 1/12



Two Handle Kitchen Faucet

- Fits 8" Center
- POM Waterways, Metal Cover, Acrylic Handles
- Metal Threaded Shaft
- Uses Delta® Style Stem, Seats, and Handles



1550400 Faucet w/pray Chrome Plated Display Box pk. 1/12
 # 1550450 Faucet w/o Spray Chrome Plated Display Box pk. 1/12



Single Handle Bathroom Faucet

- Fits 4" Center
- Acrylic Globe Style Handle, Metal Body
- Copper Inlets with 1/2" MPT
- Uses Delta® Style Ball, Seats, and Handles



1550210 Faucet w/Plastic Pop-Up Chrome Plated Display Box pk. 1/12
 # 1550200 Faucet w/o Pop-Up Chrome Plated Display Box pk. 1/12



CLASSIC STYLE continued

Single Handle Bathroom Faucet

- Fits 4" Center
- Metal Handle, Metal Body
- Copper Inlets with 1/2" MPT Connectors
- Uses Delta® Style Ball, Seats, and Handles



1550203 Faucet w/Brass Pop-Up Chrome Plated Display Box pk. 1/12
 # 1550205 Faucet w/o Pop-Up Chrome Plated Display Box pk. 1/12



Two Handle Bathroom Faucet

- Fits 4" Center
- POM Waterways, Metal Cover, Acrylic Handles
- Metal Threaded Shaft
- Uses Delta® Style Stem, Seats, and Handles



1550250 Faucet w/o Pop-Up Chrome Plated Display Box pk. 1/12
 # 1550350 Faucet w/Plastic Pop-Up Chrome Plated Display Box pk. 1/12
 # 1550300 Faucet w/Brass Pop-Up Chrome Plated Display Box pk. 1/12



Two Handle Handicap Bathroom Faucet

- Fits 4" Center
- POM Waterways, Metal Cover, Acrylic Handles
- Metal Threaded Shaft
- Uses Delta® Style Stem, Seats, and Handles
- With Plastic Grid Drain Assembly with Stainless Steel Straine



1550301 Faucet w/Grid Drain Chrome Plated Display Box pk. 1/12



TUB & SHOWER

Single Handle Tub/Shower Faucet

- Ceramic Cartridge, Solid Brass Construction
- Pressure Balanced/Scald Guard Design
- Integral Stops
- With Tub Diverter Spout, Shower Head and Shower Arm
- With Lever Handle for ADA Compliance



1550221 Chrome Plated Display Box pk. 1/6

Single Handle Tub/Shower Faucet

- Brass Ball, Brass Body, Acrylic Globe Style Handle
- Uses Delta® Style Replacement Parts
- Chrome Plated Trim
- With Tub Diverter Spout, Shower Head and Shower Arm



1550220 Chrome Plated Display Box pk. 1/12

Three Handle Tub/Shower Faucet

- Fits 8" Center
- Brass Compression Stems, Replaceable Seats, Canopy Handles
- With Tub Diverter Spout, Bell Escutcheons, Shower Head and Shower Arm
- Uses Price/Pfister® Style Replacement Parts



1855050 Chrome Plated Display Box pk. 1/10

TUB & SHOWER continued

Two Handle Tub/Shower Faucet

- Fits 8" Center
- Brass Compression Stems, Replaceable Seats, Canopy Handles
- Uses Price/Pfister® Style Replacement Parts
- With Tub Diverter Spout, Bell Escutcheons, Shower Head and Shower Arm



1854030 Chrome Plated Display Box pk. 1/10

Two Handle Shower Faucet

- Fits 8" Center
- Brass Compression Stems, Replaceable Seats, Canopy Handles
- Uses Price/Pfister® Style Replacement Parts
- With Shower Head, Bell Escutcheons and Shower Arm



1854010 Chrome Plated Display Box pk. 1/12

Two Handle Shower Faucet

- Fits 8" Center
- Brass Compression Stems, Replaceable Seats, Canopy Handles
- With Tub Spout and Bell Escutcheons
- Uses Price/Pfister® Style Replacement Parts



1854020 Chrome Plated Display Box pk. 1/6

HEAVY PATTERN FAUCETS

Two Handle Heavy Pattern Kitchen Faucet

- Fits 8" Center
- Solid Brass Body with Brass Shanks
- Brass Compression Stem, Replaceable Seats, Chrome Plated Canopy Handles
- Uses Gerber® Style Stems, Seats, Handles and Spout



1812102 Faucet w/Spray Chrome Plated Craft Box w/Sleeve pk. 1/6
 # 1812010 Faucet w/o Spray Chrome Plated Craft Box w/Sleeve pk. 1/6

Two Handle Heavy Pattern Bathroom Faucet

- Fits 4" Center
- Solid Brass Body with Brass Shanks
- Brass Compression Stem, Replaceable Seats, Chrome Plated Canopy Handles
- Uses Gerber® Style Replacement Parts



1820065 Faucet w/BrassPop-Up C.P. Craft Box with Sleeve pk. 1/12

Two Handle Heavy Pattern Bathroom Faucet (Roslyn)

- Fits 4" Center
- Solid Brass Body with Brass Shanks
- Brass Compression Stem, Replaceable Seats, Chrome Plated Canopy Handles
- Uses Gerber® Style Replacement Parts



1820070 Faucet w/Brass Pop-Up C.P. Craft Box with Sleeve pk. 1/12

Three Handle Heavy Pattern Tub/Shower Faucet

- Fits 8" Center
- Brass Compression Stem, Replaceable Seats, Chrome Plated Canopy Handles
- With Tub Spout, Shower Head and Shower Arm
- Uses Gerber® Style Stems, Seats, Handles, and Spout



1855051 Chrome Plated Craft Box with Sleeve pk. 1/6

SPECIALTY FAUCETS

Two Handle Combo Wall Mount Kitchen Faucet with 8" Cast Spout

- Solid Brass Body with Adjustable Concentric Flanges to Fit 7"-9" Center
- Brass Compression Stem, Replaceable Seats
- With Soap Dish
- Uses Price/Pfister® Replacement Parts



1800080 Chrome Plated Display Box pk. 1/12

Two Handle Combo Wall Mount Kitchen Faucet with 12" Tubular Spout

- Solid Brass Body with Adjustable Concentric Flanges to Fit 7"-9" Center
- Brass Compression Stem, Replaceable Seats
- With Soap Dish
- Uses Price/Pfister® Replacement Parts



1800090 Chrome Plated Display Box pk. 1/12

Two Handle Combo Wall Mount Kitchen Faucet, Commercial Grade

- Fits 8" Center
- Brass Compression Stem, Replaceable Seats
- Solid Brass Body with Adjustable Concentric Flanges
- Uses T&S® Replacement Parts



1800091 Chrome Plated Display Box pk. 1/12

Single Basin Faucet

- Solid Brass Body and Shaft
- Cross Handle
- With Both Hot and Cold Index Buttons



1829010 Chrome Plated Heavy Poly Bag w/Label pk. 1/12

SPECIALTY FAUCETS continued

Self Closing Single Basin Faucet

- Solid Brass Body and Shaft
- Cross Handle
- Both Hot and Cold Index Buttons



1829030 Chrome Plated Heavy Poly Bag w/Label pk.1/6

Two Handle Goose Neck Bar Faucet

- Fits 4" Center
- POM Cartridge and Waterways
- Metal Threaded Shaft
- Brass Spout
- Replacement Handle # 600341
- Uses Delta® Style Stem, and Seats



1822020 Chrome Plated Display Box pk.1/12

Two Handle Laundry Tray Faucet

- Fits 4" Center
- Acrylic Handles
- POM Cartridge and Waterways
- Metal Threaded Shaft, Bottom Mount
- Uses Delta® Style Stems, Seats, and Handles



1836010 Chrome Plated Display Box pk.1/12

Two Handle Rough Brass Laundry Tray Faucet

- Solid Brass Body Chrome Plated Lever Handles
- Mounts on Faucet Block for Top Supply with 1/2" IPS Unions
- Uses 1/4 turn Stems, Seats, and Handles
- With Adapter for Standard or Hose Thread Outlet Spout
- C1742C and C1724H Stems
- 600351 Handle



1828010 Rough Brass Display Box pk.1/12

SPECIALTY FAUCETS continued

Type "O" Bathcock Faucet

- 3-3/8" Center
- 3/4" Brass Threaded Inlets
- Brass Compression Stem, Replaceable Seats
- Solid Brass Body with Metal Cover
- Uses Price/Pfister® Style Replacement Parts



# 1841303	w/Barbed Spout for Outlet	Plain Box with Label	pk. 1/20
# 1841310	w/Gooseneck Spout for Outlet	Plain Box with Label	pk. 1/20
# 1825P	Gooseneck Spout	Bulk/Bagged	pk. 1/20

Type "3" Bathcock Faucet

- 3-3/8" Center
- 3/4" Brass Threaded Inlets
- Brass Compression Stem, Replaceable Seats, Chrome Plated Cross Handles
- Solid Brass Body



1840030 Barbed Spout for Outlet Plain Box with Label pk. 1/12

Two Handle Stall Shower Faucet

- 4" Center
- Brass Compression Stem, Replaceable Seats, Chrome Plated Canopy Handles
- With Shower Head and Flush-Mount Shower Arm



1850020 Chrome Plated Plain Box with Label pk. 1/20

Two Handle Stall Shower Faucet

- 4" Center
- Brass Compression Stem, Replaceable Seats, Chrome Plated Canopy Handles
- With Shower Head and Shower Arm



1850022 Chrome Plated Plain Box with Label pk. 1/12



NON-METALLIC (PLASTIC)

- Naturally Lead Free • Corrosion Resistant • Excellent Value
- Outlasts Metal Faucets when used with Hard or Briny Water

NON-METALLIC (PLASTIC) KITCHEN FAUCETS

Single Handle Plastic Kitchen Faucet

- Fits 8" Center
- POM Cartridge and Waterways
- Plastic Cover and Handles



- | | | | | |
|-----------|------------------|---------------|-----------|---------|
| # 1558081 | Faucet w/Spray | Chrome Plated | Clamshell | pk. 1/6 |
| # 1558080 | Faucet w/o Spray | Chrome Plated | Clamshell | pk. 1/6 |

Two Handle Fancy Plastic Kitchen Faucet

- Fits 8" Center
- Teapot Handles
- POM Cartridge and Waterways
- Plastic Cover and Handles



- | | | | | |
|-----------|------------------|---------------|-----------|---------|
| # 1558091 | Faucet w/Spray | Chrome Plated | Clamshell | pk. 1/6 |
| # 1558090 | Faucet w/o Spray | Chrome Plated | Clamshell | pk. 1/6 |

Two Handle Plastic Kitchen Faucet

- Fits 8" Center
- Acrylic Handles
- POM Cartridge and Waterways
- Plastic Cover and Handles
- Replacement Stem C1740CH, Replacement Handles C342



- | | | | | |
|-----------|------------------|---------------|-----------|-------|
| # 1551015 | Faucet w/Spray | Chrome Plated | Clamshell | pk. 6 |
| # 1551010 | Faucet w/o Spray | Chrome Plated | Clamshell | pk. 6 |

NON-METALLIC (PLASTIC) BATHROOM FAUCETS

Single Handle Plastic Bathroom Faucet

- Fits 4" Center
- POM Cartridge and Waterways
- Plastic Cover and Handle
- Acrylic Handle



- | | | | | |
|-----------|-------------------------|---------------|-----------|---------|
| # 1554081 | Faucet w/Plastic Pop-Up | Chrome Plated | Clamshell | pk. 1/6 |
| # 1554080 | Faucet w/o Pop-Up | Chrome Plated | Clamshell | pk. 1/6 |

Two Handle Fancy Plastic Bathroom Faucet

- Fits 4" Center
- Teapot Handles
- POM Cartridge and Waterways
- Plastic Cover and Handles



- | | | | | |
|-----------|-------------------------|---------------|-----------|---------|
| # 1554091 | Faucet w/Plastic Pop-Up | Chrome Plated | Clamshell | pk. 1/6 |
| # 1554090 | Faucet w/o Pop-Up | Chrome Plated | Clamshell | pk. 1/6 |

Two Handle Plastic Bathroom Faucet

- Fits 4" Center
- Acrylic Handles
- POM Cartridge and Waterways
- Plastic Cover and Handles
- Replacement Stem C1740CH, Replacement Handles C342



- | | | | | |
|-----------|-------------------------|---------------|-----------|-------|
| # 1551115 | Faucet w/Plastic Pop-Up | Chrome Plated | Clamshell | pk. 6 |
| # 1551110 | Faucet w/o Pop-Up | Chrome Plated | Clamshell | pk. 6 |

GENUINE GERBER®

Two Handle Kitchen Deck Faucets

- AB1953 Ultra-Low Lead Compliant
- Fits 8" Center
- Compression Style
- Chrome Plated

GERBER.



GERBER #	SPOUT	SPRAY	CONSTRUCTION	PACK
# 42-406	8" Tubular	No	Cast Brass Underbody	Boxed pk. 1/12
# 42-426	8" T. GooseNeck	No	Cast Brass	Boxed pk. 1/12
# 42-416	8" Cast	No	Cast Brass Underbody	Boxed pk. 1/12
# 42-116	8" Cast	No	Cast Brass Body	Boxed pk. 1/12
# 42-216	8" Cast	Yes	Cast Brass Body	Boxed pk. 1/12
# 42-516	8" Cast	Yes	Cast Brass Underbody	Boxed pk. 1/12

Single Handle Kitchen Deck Faucet

- Fits 8" Center
- AB1953 Ultra-Low Lead Compliant
- Chrome Plated

GERBER.



GERBER #	SPOUT	SPRAY	HOLE	PACK
# 40-400	10" Cast	Yes	Fits 3-Hole	Boxed pk. 1/6

Two Handle Bathroom Deck Faucets

- Fits 4" Center
- AB1953 Ultra-Low Lead Compliant
- Chrome Plated



GERBER #	TYPE	HANDLES	POP-UP	PACK
# 43-411	Compression	Chrome	No	Boxed pk. 1/6
# 43-431	Compression	Chrome	Yes	Boxed pk. 1/6

Single Handle Bathroom Deck Faucet

- Fits 4" Center
- AB1953 Ultra-Low Lead Compliant
- Ceramic Cartridge
- Loop Lever Handle
- Chrome Plated

GERBER.



GERBER #	TYPE	HANDLES	POP-UP	PACK
# 40-524	Ceramic	Chrome	Yes	Boxed pk. 1/6

Single Handle Cartridge

- Fits Lavatory (40-524) and Kitchen (40-400)

GERBER.



# 92-298	Bulk	pk. 1/8
----------	------	---------

GENUINE GERBER®

Pop-Up Assembly

- Complete
- Chrome Plated

GERBER.



# 43-973	Cast Brass Body	Boxed	pk. 1/12
----------	-----------------	-------	----------

Two Handle Gooseneck Bar Faucet

- Fits 4" Center
- 8" Swing Spout
- Compression Cartridges
- Chrome Plated

GERBER.



# 49-251	Cast Brass Body	Boxed	pk. 1/12
----------	-----------------	-------	----------

Two Handle Laundry Faucet

- Fits 4" Center
- AB1953 Ultra-Low Lead Compliant
- 6" Swivel Spout, MGHT End
- Compression Cartridges
- Chrome Plated

GERBER.



# 49-244	Cast Brass Body	Boxed	pk. 1/12
----------	-----------------	-------	----------

Two Handle Wall Mount Combo Faucet with Soap Dish

- Concentric Flanges fit 7"-9" Centers
- AB1953 Ultra-Low Lead Compliant
- Compression Cartridges
- Chrome Plated

GERBER.



# 49-251	8" Spout	Boxed	pk. 1/10
# 42-631	12" Spout	Boxed	pk. 1/10

Tub and Shower Valves

- IPS/Sweat
- Compression Style
- Chrome Plated

GERBER.



GERBER #	DESCRIPTION	CENTER	HANDLES	PACK
# 48-220	Shower Only	8"	2	Boxed pk. 1/8
# 48-030	Tub & Shower	8"	3	Boxed pk. 1/8
# 48-034	Int. Stop Tub & Shower	8"	3	Boxed pk. 1/6
# 46-220	Tub & Shower	6"	2	Boxed pk. 1/8
# 47-130	Tub & Shower	11"	3	Boxed pk. 1/8

GENUINE GERBER® Four Handle Tub and Shower Faucets

- Separate Controls for Tub and Shower
- IPS/Sweat
- Compression Style
- Chrome Plated
- Two Hot Handles and Two Cold Handles

GERBER.



46-430 6" Center Boxed pk. 1/6

Single Handle Tub & Shower Valve

- Pressure Balanced
- Loop Lever Handle
- Chrome Plated



GERBER.



97-014



97-022

GERBER #	DESCRIPTION	CONNECTIONS		
# 49-730	Tub & Shower	IPS/Sweat	Boxed	pk. 1/8
# 49-022	Shower Valve	IPS/Sweat	Boxed	pk. 3
# 49-023	Tub & Shower	IPS/Sweat	Boxed	pk. 3

# 97-014	Pressure Balance Cartridge for 49-730	Bulk	pk. 1
# 97-022	Pressure Balance Stem & Bonnet for 49-730	Bulk	pk. 1

Single Shower Valves and Two Handles (Hot and Cold)

- 1/2" IPS
- Tile Stop
- Chrome Plated



GERBER.

47-760 Boxed pk. 1/8

Bath Waste with Preadjustable Linkage

- Trip Lever Style
- Fits Most Tubs 14" to 16" High
- Cast Brass Body
- 20 Gauge Tubular
- Exposed Chrome Plated

GERBER.

GERBER #	CONNECTIONS		
# 41-818	Trip Lever Waste Complete	Boxed	pk. 1/10
# 48-030	Trip Plate and Plunger	Bulk	pk. 1/6



GENUINE DELTA® Kitchen Faucets

- 8" Spout
- ADA Compliant
- Cast Style Lever Handle
- Chrome Plated



DELTA
FAUCET COMPANY



100-DST



120



300-DST



400-DST

DELTA #	HOLES	CENTERS	SPRAY	INLET		
# 100-DST	3	6" or 8"	No	3/8" Pex Tubes	Boxed	pk. 1/3
# 120	3	8"	No	1/2" IPS Shanks	Boxed	pk. 1/3
# 300-DST	3	8"	Yes	3/8" Pex Tubes	Boxed	pk. 1/3
# 400-DST	3	6" or 8"	Yes	3/8" Pex Tubes	Boxed	pk. 1/3

Bathroom Faucets

- 4" Center
- AB1953 Ultra-Low Lead Compliant
- 3-Hole Installation
- Brass Pop-Up
- Lever Handle
- ADA Compliant
- Chrome Plated

DELTA
FAUCET COMPANY



520-MPU 3/8" Pex Tube Inlet Boxed pk. 1/3



RETAIL READY PROGRAM

Our Retail-Ready Packaging is Designed to Maximize your Sales and Profit.



Toilet Repair



Appliance Repair



Drainage



Plumbing Tools



- Custom assortments are available in every category. Call our sales department and design your own display today
- Product quality that meets or exceeds industry standards
- Shelf pack items available in pdq display boxes for use on base shelf or to cross-merchandise throughout the store
- Category color-coded packaging for easy shopping and restocking
- No wasted retail space. Card sizes designed to fit together for the most efficient spare utilization
- Bright graphics catch and hold the customer's eye
- Bold, easy-to-read headings and descriptions
- Industry leading detailed installation instructions for customer confidence
- All necessary codes and manufacturing approvals
- Duplications and redundancies reduced by use of kits and multi-packs

See balance of catalog for bulk and bin-stock merchandise. All bulk items are bagged and bar-coded



Shower Sensations



Faucet Repair



Tub & Shower



Lav & Sink



Plungers

SINK & LAVATORY ACCESSORIES

Adjustable Post Basket Strainer Insert

- For Use as Stopper or Strainer
- Rubber Stopper for Positive Seal
- Rolled Edges for Smooth Feel and Finish

# C2007	Chrome	Carded	pk. 12/48
# C2009	White	Carded	pk. 12/48



Fixed Post Basket Strainer Insert

- For Use as Stopper or Strainer
- Rubber Stopper for Positive Seal
- Rolled Edges for Smooth Feel and Finish

# C2025	Carded	pk. 12/48
---------	--------	-----------



Screen-Style Mesh Strainers

- Rust Resistant Stainless Steel Mesh
- 3 Most Popular Sizes



# C2015B	2-1/4" Dia.- Lavatory	Carded	pk. 10/100
# C2015A	2-3/4" Dia.- Bath Tub	Carded	pk. 10/100
# C2015	4-3/8" Dia.- Kitchen	Carded	pk. 10/100



Drain Protector Universal Style

- Fits Drain Openings up to 3-1/16" Diameter
- Bendable Clips to Hold Strainer in Drain Opening
- Rust Resistant Aluminum

# C2003	Carded	pk. 12/72
---------	--------	-----------



3 Prong Drain Protector

- Aluminum

# C2005	1-5/8"	Carded	6/144
# C2006	1-7/8"	Carded	6/144



Crumb Cups

- Stainless Steel
- Popular Sizes

# C2001	1" Basin & Lavatory	Carded	pk. 12/72
# C2002	1-3/8" Tub & Laundry	Carded	pk. 12/72
# C2000	1-1/2" Sink	Carded	pk. 12/72
# C2011	1-1/2" with Post	Carded	pk. 12/72



SINK & LAVATORY ACCESSORIES continued

Disposal Strainer Fit-all Style

- White Plastic
- Covers Disposal Drain Opening
- Long Lasting Rust-Proof Material

# C2014	Carded	pk. 12/48
---------	--------	-----------



Disposal Splash Guard

- Fits Most Household Disposals
- Metal Snap Ring Helps to Hold in Place
- Durable Rubber

# C0411	Carded	pk. 6/48
---------	--------	----------



Flat Suction Sink Stopper

- Held in Place by Natural Suction of Drain
- Tab for Easy Removal
- Fits All Drains Including 4" Kitchen Sinks

# C0490	Carded	pk. 12/240
---------	--------	------------



Disposal Stopper Universal

- Fits Most Disposal Drain Openings
- Flanged to Help Seal Drain
- Chrome Plated Knob

# C0410	Carded	pk. 12/48
---------	--------	-----------



Hair Guard

- For Every Household Drain
- Traps Hair and Other Debris to Prevent Clogs
- Held in Place by Natural Suction of Drain

# C0499	Carded	pk. 12/48
---------	--------	-----------



Rubber Stoppers

- Rust Resistant Ring
- Positive Seal
- Sku-Savers Fits Multiple Sizes

# C0450	Fits 7/8" to 1" Dia.	Carded	pk. 12/72
# C0451	Fits 1-1/8" to 1-1/4" Dia.	Carded	pk. 12/72
# C0452	Fits 1-3/8" to 1-1/2" Dia.	Carded	pk. 12/72
# C0453	Fits 1-5/8" to 1-3/4" Dia.	Carded	pk. 12/72



SINK & LAVATORY ACCESSORIES continued

Universal Style Stoppers

- White Rubber
- Rust Resistant Ring



# C0491	1" – 1-3/8" Lav & Sink	Carded	pk. 12/72
# C0492	1-1/2" – 2" Tub & Shower	Carded	pk. 12/72

Pop-Up Plunger Fit-Most Style

- Replaces Many Pop-up Drain Plungers
- Stainless Steel Clad Plastic



# C2107A	Carded	pk. 3/48
----------	--------	----------

Sink Spray Assemblies w/Adapter

- Includes: Washers, Clip Ring, Hose End Adapter
- Fits Most Faucets



# C1897W	White	Carded	pk. 3/48
# C1897B	Black	Carded	pk. 3/48

Sink Spray Heads

- Fits Most Hose Assemblies
- Includes: Washers & Clip Ring



# C1896W	White	Carded	pk. 6/72
# C1896B	Black	Carded	pk. 6/72

45pc. Plumbing Repair Kit

- Contains: Assorted Washers, Packings, Screws and Other Repair Parts for Many Plumbing and General Household Repairs



# C0525	Carded	pk. 3/72
---------	--------	----------

Faucet Hole Covers

- Stainless Steel



# C2020	1-3/4"	2-piece	Carded	10/100
---------	--------	---------	--------	--------

SHOWER SENSATIONS

5 Function Personal Shower

- 60" Stainless Steel Hose
- Shower Head Face Rotates to Change Function
- Rubber Jet Tips for Easy Cleaning and Clog-Free Performance
- Shower Arm Mounting Bracket Included



# C0294	Clamshell	pk. 6/24
---------	-----------	----------

5 Function Massage Head

- Shower Head Face Rotates to Change Function
- Rubber Jet Tips for Easy Cleaning and Clog-Free Performance



# C0200	Clamshell	pk. 6/24
---------	-----------	----------

3 Function Personal Shower

- Extra Long 5ft. Flexible Hose
- Designed to Provide a Consistent Stream at Any Water Pressure
- Convenient Slip-In Cradle, Which Connects to Existing Shower Arm
- Similar to Water-Pik®



# C0292	Clamshell	pk. 6/24
---------	-----------	----------

3 Function Massage Head

- Designed to Provide a Consistent Stream at Any Water Pressure
- Similar to Water-Pik®



# C0201	Chrome	Clamshell	pk. 6/24
---------	--------	-----------	----------

# C0201W	White	Clamshell	pk. 6/24
----------	-------	-----------	----------

3 Function Personal Shower

- Shower Head Face Rotates to Change Function
- Rubber Jet Tips for Easy Cleaning and Clog-Free Performance
- Shower Arm Mounting Bracket Included
- White with Banded Highlights
- With 60" White Reinforced Hose
- WaterSense Certified



# C0290	Clamshell	pk. 4/80
---------	-----------	----------

3 Function Shower Head

- Shower Head Face Rotates to Change Function
- Rubber Jet Tips for Easy Cleaning and Clog-Free Performance
- White with Banded Highlights
- WaterSense Certified



# C0289	Clamshell	pk. 4/80
---------	-----------	----------

SHOWER SENSATIONS continued

Chrome Plates Perfect-Flo Shower Head

- Solid Brass
- 2-1/4" Face Size
- With Water Saver for Maximum Flow Rate of 2.50 GPM at 80 PSI



C0203 Carded pk. 6/48

Chrome Plated Solid Metal Select-A-Flow Shower Head

- 2-1/4" Face Diameter
- With Flow Restrictor To 2.5 GPM at 80 PSI



C0205 Carded pk. 5/25

Chrome Plated Plastic with Brass Ball

- Adjustable Faceplate for Multiple Spray Patterns
- With Flow Restrictor To 2.5 GPM at 80 PSI



C0262 Carded pk. 4/80

Chrome Plated Plastic Shower Head

- With Flow Restrictor To 2.5 GPM at 80 PSI
- Adjustable Face Plate for the Finest Spray Patterns



C0265 Carded pk. 4/80

Shower Sprayer with Hose

- Connects to Tub Spout
- 18" Hose
- Ridged Rubber Bulb for Positive Seal on Water Source
- Massage Top



SPR1 Hanger Card pk.6/24

Shower Organizers

- Hang On Shower Arm



C4120 White Plastic Coated Wire Display Card pk. 6/24

C4150 Chrome Display Card pk. 6/36

TUB & SHOWER

6" Shower Arm & Flange Set

- Chrome Plated
- 45° Angle



C0258A Carded pk.6/72

Shower Bar Flanges

- Round with Screws
- Chrome Plated



C0284 Pair/Card pk. 6

Jiffy Style Shower Bar Flanges

- Fit 1" O.D. Rods
- Chrome Plated Finish



C0283 Plastic Pair/Card pk. 6

Shower Curtain Pins

- Holds Any Shower Curtain to Rod
- Rust Resistant
- Chrome Plated
- 12/Card



C0226 Carded pk. 12/72

Waste & Overflow Trim Kit

- Works in One or Two Hole Applications
- With Touch-Toe Style Drain




TK1 Chrome Plated Carded pk. 4

TK1N Satin Nickel Carded pk. 4

TK1P Polished Brass Carded pk. 4

Trip Lever Style Trim Kit

- Spring-Type Trip Lever Plate



TK2 Chrome Plated Carded pk. 4

TK2N Satin Nickel Carded pk. 4

TK2P Polished Brass Carded pk. 4

1 Hole Face Plate

- Die Cast
- Chrome Plated



C2292 Plate w/Screw Carded pk. 3/12

2 Hole Face Plate

- Die Cast
- Chrome Plated



C2291 Plate w/Screws Carded pk. 3/12

Trip Lever Face Plate

- Die Cast • Chrome Plated
- Spring Style Clip



C2294 Plate w/Screws Carded pk. 3/12

TUB & SHOWER continued

Linkage/Bucket Assembly for Brass Trip-Lever Waste

- Fits 99% of the Trip Levers on the Market, Including Imports.
- Includes Cotter Pin, Yoke, Single Eye Wire, Hex Nut, Double Eye Wire & Plunger.
- Extra Long Drop Wire to Fit Whirlpool or Extra Large Drains up to 22" Height of Overflow.



C1864 1/Card pk. 6/72

Grid Style Shoe Plug, Complete

- Die Cast Chrome
- 1-1/2" Course Thread



C1830 Carded pk. 6/48

Tip-Toe Shoe Plug, Complete

- Plastic w/ Zinc Body
- 1-1/2" Course Thread



C1831 Carded pk. 6/48

Lift & Turn Shoe Plug, Complete

- Die Cast Chrome
- 1-3/8" Fine Thread and Comes with Bushing to work in 1-1/2" Course Thread Applications



C1834A 1-1/2" OR 1-3/8" Carded pk. 6/48

Grid & Screw For Tub Shoe

- 2-7/8" Diameter
- 1/2" 10-24 Chrome Plated Screw



C2222 Chrome Plated Carded pk. 10/200

Tip-Toe Cartridge

- ABS
- 5/16" Bottom Thread



C1829 Carded pk. 1/5/25

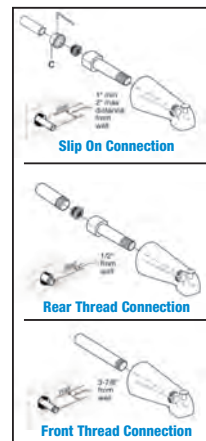
TUB SPOUTS

Universal Fit Spouts

- Slip on for Copper
- 3/4" Rear Thread
- 1/2" Nose Thread
- 1/2" Nose Thread



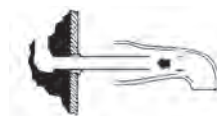
*Details and Instructions are included in the package



C1855 Spout Carded pk. 3
C1856 Diverter Spout Carded pk. 3

Non Diverter Spout

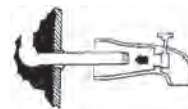
- Die-Cast
- Nose Thread



C1852 Chrome Plated 1/2" IPS Thread Carded pk. 3

Diverter Spout, Threads at Nose

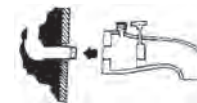
- Die-Cast
- Nose Thread 1/2" IPS



C1853 Chrome Plated Carded pk. 3

Diverter Spout with 1/2" MPT Shower Outlet

- Die-Cast
- Rear Thread (3/4" or 1/2")
- Top Shower Adapter



C1854 3/4" & 1/2" IPS Chrome Plated Carded pk. 3

Bath Waste & Overflow, Complete



C2297 1-1/2" Lift and Turn, White PP Display Box pk. 1/20
C2298 1-1/2" Trip Lever, White PP Display Box pk. 1/20
C2999 1-1/2" Toe Touch, White PP Display Box pk. 1/20
C2480 1-1/2" Trip Lever, Brass Display Box pk. 1/12

BATH ACCESSORIES

4pc Bathware Set, Concealed Screw

- Towel Bar
- Toilet Paper Roller
- Acrylic Towel Ring
- Double Rob Hook
- Made of Rust Proof Chrome Plated Zinc Metal
- Strong Seamless Mirror Finish 3/4" Bars
- Concealed Screws for Attractive Look
- Mounting Instructions and Templates Included



C4200 18" Bar Set/Carded pk. 4/40
 # C4100 24" Bar Set/Carded pk. 4/24



4pc Bathware Set- Concealed Screw

- 24" Towel Bar
- Toothbrush Tumbler Holder
- Toilet Paper Roller
- Soap Dish
- Made of Rust Proof Chrome Plated Zinc Metal
- Strong Seamless Mirror Finish 3/4" Bars
- Concealed Screws for Attractive Look
- Mounting Instructions and Templates Included



C4102 Chrome Plated Carded pk. 5/50



Metal Towel Bar & Brackets

- 3/4" Square Bar
- Made of Rust Proof Chrome Plated Zinc Metal.
- Strong Seamless Mirror Finish 3/4" Bars
- Concealed Screws for Attractive Look.
- Mounting Instructions and Templates

C4101A 18" Bar Carded pk. 6/72
 # C4101 24" Bar Carded pk. 6/72



Toilet Paper Holder

- Made of Rust Proof Chrome Plated Zinc Metal.
- Concealed Screws for Attractive Look
- Mounting Instructions and Templates Included

C4110 Carded pk. 6/72



Acrylic Towel Holder

- Made of Rust Proof Chrome Plated Zinc Metal.
- Concealed Screws for Attractive Look.

C4108 Carded pk. 6/72



BATH ACCESSORIES continued

Soap Dish

- Made of Rust Proof Chrome Plated Zinc Metal
- Concealed Screws for Attractive Look

C4104 Carded pk. 6/72



Tooth Brush & Tumbler Holder

- Made of Rust Proof Chrome Plated Zinc Metal
- Concealed Screws for Attractive Look

C4105 Carded pk. 6/72



Double Robe Hook

- Made of Rust Proof Chrome Plated Zinc Metal
- Concealed Screws for Attractive Look

C4106 Carded pk. 6/72



Single Robe Hook

- Made of Rust Proof Chrome Plated Zinc Metal
- Concealed Screws for Attractive Look

C4106A Carded pk. 6/72



Bath Scale


- 300lb Capacity
- Heavy Duty Steel Construction

BS2012 Display Box pk. 5



Premium Contoured Splash Guards

- 11" x 7"
- Curved on Inside to Direct Water Back into Tub.
- Straight on Outside to Maintain Maximum Contact with the Shower Curtain
- Use Caulk or Glue to Install (Not Included)



96295 Display Box pr/box pk. 6/24

TOILET REPAIR

Integral Float Toilet Rebuild Kit

- Integral Float Ballcock
- Flapper Included
- Fits Most Toilets
- Replace all of the Complicated Mechanisms with This Simple Kit!
- Similar to Fluidmaster® 400A



C5677 Clamshell/PDQ Shelf Display pk. 8

Integral Float Fill Valve

- Integral Float Ballcock
- Fits Most Toilets
- Replace all of the Complicated Mechanisms with This Simple Kit!
- Similar to Fluidmaster® 400A



C5677B Display Box/PDQ Counter Display pk. 8

Complete Toilet Rebuild Kit

- Includes All Necessary Parts to Rebuild Most Toilets
- Flapper • Flapper Chain • Ballcock • Tank Lever
- Float • Float Rod • & All Necessary Washers.



C2677 Carded pk. 3/12

Anti-Siphon Ballcocks

- Plastic Body for Maximum Corrosion Resistance
- Anti-Siphon to Meet All Codes



C2625 8" Ballcock Carded pk. 5/30
C2624 10" Ballcock Carded pk. 5/30

Plastic Flush Valve with Flapper

- Fits All Standard 2" Toilets
- With Flapper, Washer and Lock nut



C2634 Carded pk. 5/30

TOILET REPAIR continued

2-Way Flapper Tank Ball

- Works Two Ways:
- For BRASS Flush Valve
 - For PLASTIC Flush Valve



C2640 Carded pk. 5/100

Premium Blue Flapper Chemical Resistant

- Resists Chemicals found in Most Water Including Chlorine
- Works Two Ways:
- For BRASS Flush Valve
 - For PLASTIC Flush Valve




C5660 Carded pk.5/100

Premium Adjustable Water Saver Flapper

- Hard Plastic Body, Silicone Seal, Stainless Steel Chain.
- Turn Bulb to Adjust Amount of Water Used in Each Flush
- Fits Most 2" Plastic Flush Valves

Dial to use less or more water



C5661 Carded pk.5/50

Flapper Lift Chain

- 9" Stainless Steel
- With Hook & Bullnose



C2605 Carded pk. 10

Metal Tank Lever

- Fits Most Toilets



	Lever	Nut	Arm		
# C2656	Chrome Plated	Plastic	B.P Steel	Carded	pk. 3/36
# C2653	Chrome Plated	Die Cast	Brass	Carded	pk. 3/36
# C2650	Polished Brass	Plastic	B.P. Steel	Carded	pk. 3/36

TOILET REPAIR continued

Plastic Cut To Length Tank Lever

- Chrome Plated Plastic Lever
- Cut to Length 4", 6", 8" Arm

C5615 Carded pk. 3/36



Lever for American Standard®*

- 5" Length Arm
- Chrome Plated Lever
- Plastic

C2655 Carded pk. 6



Lever for Eljer®* – Side Mount

- Chrome Plated Lever
- Plastic

C2645 Carded pk. 5



Mansfield®* – Blue Arm

- Blue Arm (REP. #51)
- Chrome Plated Lever
- Plastic

C2651 Carded pk. 5



Kohler®* – Side Mount

- Chrome Plated Lever

C2678 Carded pk. 5



TOILET REPAIR continued

Tank-To-Bowl Connection Kit

- Sponge Gasket
- PR C.C. Bolt Sets

# C2753	Universal	Carded	pk. 6/72
# C2758	Fits Amer. Std.®	Carded	pk. 6/72
# C2744	Fits Gerber®	Carded	pk. 6/72



Tank-To-Bowl Toilet Bolt Set

- Pair per Card
- Complete

# C2752	Brass	Carded	pk. 12/144
# C2746	Brass Plated	Carded	pk. 12/144



Toilet Bolts

- Brass Plated

# C2740	1/4" x 2-1/4"	Carded	pk. 6/72
# C2741	1/4" x 3-1/2"	Carded	pk. 6/72
# C2743	5/16" x 2-1/4"	Carded	pk. 6/72



Toilet Screws

- Brass Plated 1/4" x 2-1/4"t

C2730 Carded pk. 12/144



Toilet Bolts & Screws

- 1/4" x 2-1/4" Brass Plated
- Pair of Toilet Screw and Pair of Toilet bolts Carded Together

C5653 Carded pk. 12/144



TOILET REPAIR continued

Paper Roller Universal Style

- 3- Step Ends
- Sturdy Spring



C3450 White Plastic Carded pk. 12/72
 # C3451 Chrome Plated Carded pk. 12/72

Push-On Toilet Bolt Caps Universal Style

- White Plastic



C2712 Carded 1pair pk. 12/144

Toilet Seat Hinge Bolts

- One Pair per Card



C0912 Carded pk. 12

Flapper for American Standard®*

- For Cadet® III
- 3" Oversize
- Hard Plastic
- Silicone Seal
- Replaces # 738920-100-0070A



5612 Carded pk. 1/10

Flapper for Kohler®*

- For Cimmaron
- 3" Oversize
- TPR
- Stainless Steel Chain



5613 Carded pk. 1/10

TOILET REPAIR continued

Flapper for Kohler®*

- For Class 5
- 3" Oversize
- TPR
- Stainless Steel Chain



5619 Carded pk. 1/10

Flapper for Kohler®*

- Shark Fin
- TPR
- Stainless Steel Chain



5622 Carded Shark Fin pk. 1/10

Flapper for Kohler®*

- Hinge Style
- TPR
- Stainless Steel Chain



5623 Carded T-Back pk. 1/10

Flapper for Toto®*

- For Power Gravity
- 3" Oversize



5621 Carded pk. 1/10

Flapper for Toto®*

- For G-Max
- 3" Oversize
- TPR
- Stainless Steel Chain



5620 Carded pk. 1/10

*Brand Names mentioned in this catalog reference OEM Manufacturers. Please do not confuse AQUA PLUMB® with the OEM Mfg. whose parts these are intended to replace.



FAUCET REPAIR

Complete, comprehensive faucet repair assortments are available.

- From 2' basic assortment to 16' comprehensive assortment
- Branded and Universal-Fit parts
- Sku-Saver kits – fewer skus to give you the same coverage
- Regionalized Assortments – different parts for different areas of the country
- Bright Graphics with the industry's best installation instructions



Rebuild Kits: Everything needed to completely rebuild your faucet. (see page 70 for complete listing)

Faucet Stems and Cartridges:

Lavatory and Kitchen stems (see page 76-77)
Tub and Shower Stems (see page 78-79)
single handle parts and cartridges (see page 83)



Faucet Handles:

Branded Direct-Fit (see page 80).
Universal Fit (see page 81).



FAUCET REPAIR continued

Dual Thread Aerator

- 2.2 GPM at 60 PSI
- Chrome Plated Brass



C0801 Carded pk. 12/144



Aerators

- 2.2 GPM at 60 PSI
- Chrome Plated Brass



#	Size	Description	Pack
# C0803	15/16" x 27T	Standard Male C.P.	pk.6/144
# C0806	55/64" x 27T	Standard Female C.P.	pk.6/144
# C0807	13/16" x 27T	Small Male C.P. (Fits P/P*, Chicago*, Kohler*)	pk.6/144
# C0808	3/4" x 27T	Small Female C.P. (Fits P/P*, Chicago*, Kohler*)	pk.6/144

Swivel Stream Aerator

- 2.2 GPM at 60 PSI
- Fits Most Faucet Spouts with Internal & External Threads



C0805W Carded pk. 12/72

Flexi-Neck Aerator

- Fits Most Faucet Spouts
- White Rubber Body
- Stainless Steel Plate



# C0819	Slip-On	Carded	pk. 12/48
# C0818	Thread-On	Carded	pk. 12/48

FAUCET REPAIR continued

Aerator Adapters

- Chrome Plated Brass
- With Washers



DESCRIPTION	SIDE «A»	SIDE «B»	CARDED PK. 6/144
Male Adapter (Fits Delta* American Std.*)	55/64" x 27T M	15/16" x 27T M	# C0830
Male Adapter (Fits Kohler* Union*, Savoy)	55/64" x 27T M	13/16" x 27T M	# C0831
Female Adapter (Fits Price-Pfister*, Kohler*)	3/4" x 27T F	13/16" x 27T M	# C0832

Aerator Hose Adapters

- Chrome Plated Brass
- With Washers



	Side A	Side B	
# C0833	Standard Dual Thread	Male Garden Hose	pk. 6/144
# C0834	55/64" x 27T Male	Female Garden Hose	pk. 6/144

Snap Couplers - Large



CARDED PK. 6/12	DESCRIPTION	THREADS	MATERIAL
# C0810	Nipple w/Built-in Aerator	Standard Dual	Chrome Plated Brass
# C0815	Snap Coupler Body	Male Hose	Brass/White Plastic

FAUCET REPAIR continued

Snap Couplers - Small



CARDED PK. 6/12	DESCRIPTION	THREADS	MATERIAL
# C0811	Nipple w/Built-in Aerator	Standard Dual	Chrome Plated Brass
# C0814	Snap Coupler Body	Male Hose	Brass/White Plastic

Coupling & Nipple Set

- Fits Both Faucet and Hose Side of the Connection
- Dual Thread Nipple w/Aerator and Body Carded Together



# C0815A	Large Set	Carded	pk. 10
# C0814A	Small Set	Carded	pk. 10

100 pc. Brass Bibb Seat Assortment

- Most Popular Sizes
- 12 Different Sizes/Brands
- Reclosable Box with Multiple Compartments and Size Chart



# 53990	Display Box	pk. 1
---------	-------------	-------

Universal Escutcheon System

- Fits Over 173 Different Shower, Tub & Widespread Lavatory Units.
- Chrome Plated Zinc Die Cast with Plastic Nipple



C0233 Full Extended
This Illustration Shows the Unit in its Maximum Extended Position.

C0233-Extended

C0233 Full Retracted
This Illustration Shows the Unit in its Maximum Retracted Position. The Escutcheon and Reversible Sleeve Allow Installation Adjustments From the Handle to the Wall of 1/2" to 2-1/2".

C0233- Retracted

C0234
Threaded Cut-Off Nipple Has 3 Different Thread Types

# C0233	2-stage w/nipple	Carded	pk. 6/72
# C0234	old-fashioned Octagon w/ nipple	Carded	pk. 6/60

C0234

FAUCET REPAIR continued

Flange & Escutcheon Kits

- Parts That Go Together, Carded Together



C5197 C0247 C5181 C5183 C5161

# C5197 Gerber*	#5199 Escutcheon	#5197 Tube	set/Card	pk. 4/72
# C0247 Price-Pfister*	#0247 Escutcheon	#0248 Thd. Nipple	set/Card	pk. 6/72
# C5181 Sayco*	#5181 Escutcheon	#5183 Tube	set/Card	pk. 4/72
# C5183 Sayco*	#5180 Escutcheon	#5183 Tube	set/Card	pk. 4/72
# C5161 Sterling*	#5180 Escutcheon		set/Card	pk. 4/72

FAUCET HANDLES

- Branded Direct-Fit Handles. (see page 80.)
- Universal-Fit Handles. (see page 81)



48 pc. Bibb Washers & Screws

- Molded of Tough Neoprene for Hot/Cold Water. Contains 00, 0, 1/4, 1/41 & 3/8 Beveled and Flat Washers Plus Screws.



# C1623	Carded	pk. 6/144
---------	--------	-----------

Stem Packing

- 3/32" x 2' Graphite Coated Stem Packing
- Can Be Used to Replace Packing
- Also Used on Valves



# C1699	Carded	pk. 6/144
---------	--------	-----------

FAUCET REPAIR continued

Brass Faucet Bibb Screws

- Contains 3 Each of All 6 Sizes



C1660 Carded pk. 6/144

Bibb Washers

- Molded of Tough Neoprene for Hot/Cold Water
- Contains 3 Each of Sizes 000 Through 5/8



C1640 Flat Carded pk. 6/144
C1620 Beveled Carded pk. 6/144

O-Rings

- Molded of Tough Nitrile for Hot/Cold Water
- Low Swell
- Contains 3 Each of Popular Sizes



C7900 Small - #010, #011, #014, #110 & #111 Carded pk. 6/144
C7901 Medium - #015, #113, #114, #115 & #116 Carded pk. 6/144
C7902 Large - #214, #024, #125, #218 & #219 Carded pk. 6/144

Cap Thread Gasket

- Contains 3ea of 6 Different Sizes that Fit 80% of the Stems on the Market, Including All Popular Models



C1600 Carded 6/144

Home-Pac Bibb Washer & Screw Kits

- Each Counter Display Comes with 24 Individual Bibb Washer and Screw Kits in Reclosable Boxes.
- Each Individual Kit Has 21 Washers & 3 Screws.




7772010 Boxed Flat pk. 1
7772020 Boxed Beveled pk. 1

WATER SUPPLY

See page 84 for complete comprehensive line of stainless steel braided supply lines.

- Lavatory
- Sink
- Toilet
- Faucets
- Dishwasher
- Washing Machine
- Water Heater
- Ice Maker



Angle Stop Values Chrome Plated Brass

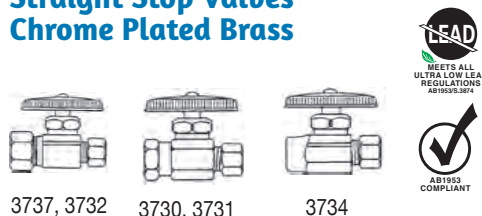


3728 3735 3720, 3721



	INLET	OUTLET	
# C3720	3/8" FPT	3/8" OD Comp.	pk. 10/200
# C3721	1/2" FPT	3/8" OD Comp.	pk. 10/200
—	1/2" FPT	1/2" OD Comp.	pk. 10/200
—	1/2" FPT	1/4" OD Comp.	pk. 10/200
# C3735	5/8" OD	3/8" OD Comp. (1/2" nom.) Sweat	pk. 10/200
# C3728	5/8" OD Comp.	3/8" OD Comp.	pk. 10/200

Straight Stop Values Chrome Plated Brass



3737, 3732 3730, 3731 3734



	INLET	OUTLET	
# C3730	3/8" FPT	3/8" OD Comp.	pk. 10/200
# C3731	1/2" FPT	3/8" OD Comp.	pk. 10/200
# C3734	5/8" OD	3/8" OD Comp.	pk. 10/200
# C3737	5/8" OD Comp.	3/8" OD Comp.	pk. 10/200
# C3732	3/8" OD Comp.	3/8" OD Comp.	pk. 10/200

3-Way Stop Values Chrome Plated Brass



	INLET	OUTLET	
# C3740	1/2" Female IPT	3/8" OD x 3/8" OD	pk. 1/10/50
# C3742	1/2" Female IPT	3/8" OD x 1/4" OD.	pk. 1/10/50
# C3741	5/8" OD (1/2" nom.) Comp.	3/8" OD x 3/8" OD	pk. 1/10/50

WATER SUPPLY continued

1/4 Turn Ball Type Angle Stop Valve



# C3713	3/8" FPT x 3/8" OD	Carded	pk. 5/100
# C3712	5/8" Sweat x 3/8" OD	Carded	pk. 5/100
# C3715	1/2" FPT x 3/8" OD	Carded	pk. 5/100
# C3716	5/8" Comp. x 3/8" OD	Carded	pk. 5/100

1/4 Turn Ball Type Straight Stop Valve




# C3714	3/8" FPT x 3/8" OD	Carded	pk. 5/100
# C3717	5/8" Sweat x 3/8" OD	Carded	pk. 5/100
# C3718	1/2" FPT x 3/8" OD	Carded	pk. 5/100
# C3719	5/8" Comp. x 3/8" OD	Carded	pk. 5/100

1/4 Turn Repair Stop Valve

- Attach to Outlet of Broken Valve to Give You Another Valve
- 3/8" F Comp Swivel x 3/8" OD Comp

Screw onto outlet of broken valve



New Outlet



# C3701	Carded	pk. 5/100
---------	--------	-----------

Flanges



# C0101	Low Style 3/8" I.P.S.	Chrome	1/Card	pk. 10
# C0102	Low Style 1/2" I.P.S.	Chrome	1/Card	pk. 10
# C0109	Low Style 5/8" Copper (1/2" Nom.)	Chrome	1/Card	pk. 10
# C0113	Low Style 1-1/4" OD Tubular	Chrome	1/Card	pk. 10
# C0114	Low Style 1-1/2" OD Tubular	Chrome	1/Card	pk. 10

# C0381	Floor & Ceiling Plate 1/2" I.P.S.(Split)	Chrome	1/Card	pk. 10
# C0382	Floor & Ceiling Plate 3/4" I.P.S.(Split)	Chrome	1/Card	pk. 10
# C0777	Floor & Ceiling Plate 5/8" Copper (1/2" Nom.)	Chrome	1/Card	pk. 10
# C0778	Floor & Ceiling Plate 7/8" Copper (3/4" Nom.)	Chrome	1/Card	pk. 10

PLASTIC-TUBULAR, FLEXIBLE-TUBULAR, AND BRASS-TUBULAR



Innovative Display Bag Packaging Offers:

- Tight, Clean Displays
- Reduced space for Backstock
- Ability to Merchandise on Peghooks or in bins
- Picture on Front of Bag Shows Product Assembled
- Detailed Installation Instructions for Customer Confidence.

PLASTIC TUBULAR

P-Traps

- White PP
- Trap Adapter (Marvel) is PVC



C2231

C2200



# C2231	1-1/4"	Display Bag	pk. 5/25
# C2200	1-1/2" x 1-1/4" w/Trap Adapter (Marvel)	Display Bag	pk. 5/25

J-Bends

- White PP



# C2210	1-1/2"	Display Bag	pk. 1/5
---------	--------	-------------	---------

S-Traps

- White PP
- Trap Adapter (Marvel) is PVC



C2232

C2205



# C2232	1-1/4"	Display Bag	pk. 5/25
# C2205	1-1/2" x 1-1/4" w/Trap Adapter (Marvel)	Display Bag	pk. 5/25

Slip Couplings, Elbows & Tees

- White PP



# C2223	Slip Coupling	Display Bag	pk. 1/25
# C2225	Slip Elbow, 45°	Display Bag	pk. 1/25
# C2226	Slip Elbow, 90°	Display Bag	pk. 1/25
# C2229	Slip Tee	Display Bag	pk. 1/25

PLASTIC TUBULAR continued

Flanged Tailpieces 1-1/2"


- White PP



C2243 12" Display Bag pk. 1/25

Slip joint Extension Tailpieces

- White PP



C2256 C2256A

C2256 1-1/2" x 12" Display Bag pk. 5/25
 # C2256A 1-1/4" x 12" Display Bag pk. 5/25

Branch Tailpieces

- White PP



C1505 Direct Connect, 1/2 Arm, Display Bag pk. 1/5/25

End-Outlet Waste & Tees

- White PP



C2260 16", Universal (SJ or DC) Display Bag pk. 1/25

Center-Outlet Waste & tees

- White PP



C2263 16", Universal (SJ or DC), Display Bag pk. 1/25

PLASTIC TUBULAR continued

Waste Arms Bend 1-1/2"

- White PP



C2213 15", Universal (SJ or DC) Display Bag pk. 1/25

Plastic Nuts & Washers



C3492 Nut & Washer Assortment, Blister Card Carded pk. 3/12

P.O. Plugs

- 1-1/4", Chrome Plated
- Complete with Stopper & Chain
- P.O. Has Hole for Overflow



C2110 5" Display Bag 1/25

C.O. Plugs

- 1-1/4", Chrome Plated
- Complete with Stopper & Chain
- C.O. Has No Hole for Overflow



C2111 5" Display Bag 1/25

**FLEXIBLE TUBULAR
Plastic Pop-Up Assembly**

- C.P. Exposed Parts



C2107 Carded pk. 4/32

FLEXIBLE TUBULAR continued

Flexi Slip Joint Tailpiece



# C44125	1-1/4"	Display Bag	pk. 5/50
# C44160	1-1/2"	Display Bag	pk. 5/50

Flexi Direct Connect Tailpiece



# C44150	1-1/2"	Display Bag	pk. 5/50
----------	--------	-------------	----------

FlexiCoupler/Elbow



# C44175	Display Bag	pk. 5/50
----------	-------------	----------

Flexi Trap

- Combo Works Both Ways:
Standard J-Bend or Captive Nut



# C44170	Display Bag	pk. 5/25
----------	-------------	----------

Flexi Pop-Up Assembly



# C44130	Carded	pk. 4/24
----------	--------	----------

BRASS TUBULAR

P-Trap



	Size	Finish	Gauge		
# C2270	1-1/4"	C.P.	22 Ga.	Display Bag	pk. 5
# C2271	1-1/2"	C.P.	22 Ga.	Display Bag	pk. 1/25

S-Trap



	Size	Finish	Gauge		
# C2450	1-1/4"	C.P.	22 Ga.	Display Bag	pk. 1/10
# C2451	1-1/2"	C.P.	22 Ga.	Display Bag	pk. 1/10

J-Bends



	Size	Finish	Gauge		
# C2452	1-1/4"	C.P.	22 Ga.	Display Bag	pk. 1/25
# C2453	1-1/2"	C.P.	22 Ga.	Display Bag	pk. 1/25

Sink Trap J-Bends (Captive Nut)



	Size	Finish	Gauge		
# C2479	1-1/2"	C.P.	20 Ga.	Display Bag	pk. 1/25

Coupling, Elbows, & Tees



	Size	Type	Finish	Gauge		
# C2816	1-1/4"	90° Elbow	C.P.	22 Ga.	Display Bag	pk. 5/25
# C2817	1-1/2"	90° Elbow	C.P.	22 Ga.	Display Bag	pk. 5/25
# C2818	1-1/4"	Coupling	C.P.	22 Ga.	Display Bag	pk. 5/25
# C2819	1-1/2"	Coupling	C.P.	22 Ga.	Display Bag	pk. 5/25
# C2815	1-1/2"	Tee	C.P.	Cast	Display Bag	pk. 5/25

BRASS TUBULAR continued

Flanged Tailpiece

	Size	Finish	Gauge	Put-Up	
# C24042	1-1/4" x 12"	C.P.	22 Ga. Fits 1-1/2" Nut	Display Bag	pk. 1/25
# C24102	1-1/2" x 12"	C.P.	22 Ga.	Display Bag	pk. 1/25

Slip Joint Extension

	Size	Finish	Gauge	Put-Up	
# C24272	1-1/4" x 8"	C.P.	22 Ga.	Display Bag	pk. 1/25
# C24352	1-1/2" x 12"	C.P.	22 Ga.	Display Bag	pk. 1/25

Dishwasher Branch Tailpiece 22G

- Direct Connect
- Die Cast

	Size	Finish	Branch	Put-Up	
# C2466	8"	C.P.	1/2" Copper	Display Bag	pk. 5/25

Universal End-Outlet Waste

	Description	Finish	Gauge	Put-Up	
C2454	Complete 16"	C.P.	22 Ga.	Display Bag	pk. 1/5

Universal Center-Outlet Waste

	Description	Finish	Gauge	Put-Up	
C2455	Complete 16"	C.P.	22 Ga.	Bulk/Display Bag	pk. 1/5

BRASS TUBULAR continued

Waste & Overflow Accessories

# C2480	1-1/2" Trip Lever, Complete	Dispaly Boxed	pk. 1/12
# C1864	Trip Lever Linkage Assy.	1/Card	pk. 1/25

Standing Bath & Waste Accessories

- for Leg Tubs and Tubs with out Overflows
- For Exposed Applications

# C2485A	Complete, Male x Female	Display Box	pk. 1/10
----------	-------------------------	-------------	----------

Die-Cast Slip Nuts

# C3491	Nut & Washer Set, Blister Card	B.P.	1/Card	pk. 6/48
---------	--------------------------------	------	--------	----------

C.P. Brass Pop-Up Assembly

- Uses Stopper #2093P

# C2116	Carded	pk. 4/32
---------	--------	----------

Satin Finish Brass Pop-Up Assembly

# C2116SN	Carded	pk. 4/32
-----------	--------	----------

P.O. Plugs

- 1-1/4", Chrome Plated
- Complete with Stopper & Chain
- P.O. Has Hole for Overflow

Part #	LENGTH	PIECES	MATERIAL		
# C2105	5"	1	Brass	Display Bag	1/25

APPLIANCE REPAIR & INSTALLATION

72" S.S. Dishwasher Connector w/two Elbows

- Hose is 3/8" Comp on both Ends
- 3/8" MPT Elbow (69-66)
- 3/4" FGHT Elbow (3520P)
- Universal Fit



C7751 Carded pk. 1/6/48

Knob Set for Ranges

Fits All Major Brand Name Ranges

Includes: Universal Insert Adapters, Two Dial Oven Overlays to Choose from and Four Range Overlays.



RKG Gas Range Carded pk. 6/72
RKE Electric Range Carded pk. 6/72

Rubber Washing Machine Inlet Hoses

- Complete with Washers
- F x F Brass Ends
- High Quality Rubber – for Resistance to Hot Water
- Brass Inserts and 3/4" Female Hose Thread Brass Nuts



# C33214	3/8"	4FT Long	Display Bag	pk. 25
# C33215	3/8"	5FT Long	Display Bag	pk. 25
# C33216	3/8"	6FT Long	Display Bag	pk. 25
# C33218	3/8"	8FT Long	Display Bag	pk. 25
# C332110	3/8"	10FT Long	Display Bag	pk. 25
# C332112	3/8"	12FT Long	Display Bag	pk. 25

Laundry Mixer Hose

- 2 Female Inlets
- 3/8" ID High Pressure Rubber Hose
- 1 Male Outlet
- with Washers



C0790 Display Bag pk. 5/25

Washing Machine Drain Hose

- With Clamp



# C1360	Rubber	5"	Fits 3/4" x 1"	Display Bag	pk. 6/12
# C1359	Corrugated Plastic	5"	Fits 1", 1-1/8" & 1-1/4"	Display Bag	pk. 1/4

APPLIANCE REPAIR & INSTALLATION

Lint Traps

- Slips Easily Onto End of Hose
- Reusable
- Standard Size
- Pair/Card with Releasable Ties



C1358 S.S. Mesh Carded pk. 5/100
C1357 Fabric Mesh Carded pk. 5/100

Filter Hose Washers



C0494 3/Card pk. 5/100

DRYER VENT PRODUCTS



- Complete 4' Assortment
- Display Boxes & Carded Products (see page 108)



Counter-Top Point-Of-Use Water Filter System

- Fits Standard 10" Filter Cartridges
- Easy Filter Changing
- Comes Complete with Carbon Taste, Odor & Chlorine Cartridge
- White Color Matches Any Décor
- C.P. Spout for Easy Cleaning
- Comes Complete with All Adapters Needed to Attach to Any Faucet Spout
- Diverter Sends Water to Filter or Allows Water to Flow Through Aerator
- Packaged in Attractive, Full Color Display Box
- Uses 0817AR Diverter



CTF Display Box pk. 1/8

APPLIANCE REPAIR & INSTALLATION

Standard Carbon Filter Cartridge

- For Taste and Odor
- Removes Chlorine
- Individually Shrink Wrapped with Color Label
- 5 Micron Filtration
- Complete with Washers to Seal Top and Bottom in Housing



9115 Standard 10" (Reference T01) 6/PDQ 1/6/24

Carbon (GAC) Filter Cartridge

- For Taste and Odor
- Removes Chlorine
- Individually Shrink Wrapped with Color Label
- 5 Micron Filtration
- Complete with Washers to Seal Top & Bottom in Housing
- Removes Lead and Heavy Metals
- 9115B Cartridge with KDF also Kills Bacteria



9115A Standard 10" (Reference T02) 6/PDQ pk. 1/6/12

9115B Standard 10" with KDF (Reference VOC) 6/PDQ pk. 1/6/12

Sediment Filter Cartridges

- Wound String Type for Best Flow
- Fits All Standard 10" Housings
- Individually Shrink Wrapped with Color Label



9110 5 Micron 6/PDQ pk. 1/6/24

9111 30 Micron 6/PDQ pk. 1/6/24

Inline Ice-Maker Filter

- 10" Long
- For Taste & Odor
- Quick-Connect (Push 'n Seal) Ends Work with 1/4" Copper or Poly Tubing
- Removes Chlorine & Heavy Metal
- Individually Shrink Wrapped with Color Label



9117 6/PDQ pk. 1/6/24

APPLIANCE REPAIR & INSTALLATION

Ice-Maker / Humidifier Hook-Up Kit

- Brass Self-Tapping Valve
- Fittings and Tubing. (1/4" OD Tubing – FDA Approved Material)
- Compression Union
- All Parts Needed to Connect to Copper and Poly Tubing



C3499 25ft Poly Tubing, Non AB1953 Carded pk. 6/48

C3499A 25ft Poly Tubing AB1953 Ultra Low Lead Compliant Carded pk. 6/48

C3498 15 FT. Copper Tubing Blister pk. 4/24

Gas Connectors

- Stainless Steel
- CSA/AGA Approved



Stainless Steel

4401093 1/2" MPT with 3/8" FPT x 3/4" FPT Display Bag 24" pk. 25

4401094 1/2" MPT with 3/8" FPT x 3/4" FPT Display Bag 36" pk. 25

4401095 1/2" MPT with 3/8" FPT x 3/4" FPT Display Bag 48" pk. 25

4401096 1/2" MPT with 3/8" FPT x 3/4" FPT Display Bag 60" pk. 25

4401097 1/2" MPT with 3/8" FPT x 3/4" FPT Display Bag 72" pk. 25

4400030 1/2" MPT with 3/8 FPT x 3/4" MPT w/1/2" FPT Display Bag 24" pk. 25

4400050 1/2" MPT with 3/8 FPT x 3/4" MPT w/1/2" FPT Display Bag 36" pk. 25

4400060 1/2" MPT with 3/8 FPT x 3/4" MPT w/1/2" FPT Display Bag 48" pk. 25

4400070 1/2" MPT with 3/8 FPT x 3/4" MPT w/1/2" FPT Display Bag 60" pk. 25

4400080 1/2" MPT with 3/8 FPT x 3/4" MPT w/1/2" FPT Display Bag 72" pk. 25

Yellow Epoxy Coated Stainless Steel

4400090 1/2" MPT with 3/8" FPT x 3/4" FPT Display Bag 24" pk. 25

4400100 1/2" MPT with 3/8" FPT x 3/4" FPT Display Bag 36" pk. 25

4400110 1/2" MPT with 3/8" FPT x 3/4" FPT Display Bag 48" pk. 25

4400120 1/2" MPT with 3/8" FPT x 3/4" FPT Display Bag 60" pk. 25

4400130 1/2" MPT with 3/8" FPT x 3/4" FPT Display Bag 72" pk. 25

PLUMBING TOOLS

Faucet Handle Puller

- Removes Canopy Lever Handles Quickly & Easily Without Scratching



C1104 Carded pk. 4/36

6pc. Socket Wrench Set

- Permits Easy Access to Recessed Valve Stem
- Eliminates Chipped Tile Around Valve Stem Opening



C1102 Carded pk. 4/24

Faucet/Shower Valve Seat Wrenches

- Made of Hardened Steel for Easy Removing & Installing of Renewable Seats.



Tapered



Square On One End, Hex on Other to Fit Any Seat



C1124 Tapered Carded pk. 4/72

Ratcheting Seat Removal Wrench Set

- 4 Pieces - Ratcheting Tool & 3 Wrenches
- Hardened Steel
- Ind. Plastic Case



C1108 Carded pk. 4/36

Basin Wrenches

- For Use On Basin & Toilet Nuts, Ballcocks, etc.
- Made of Drop Forged Steel with Hardened Teeth
- May Be Opened Either to the Right or to the Left
- Spring Loaded, Reversible Jaws



C1715 11" Long Carded pk. 4/32

PLUMBING TOOLS continued

Adjustable Length Wrenches

- Telescopic Shaft Adjusts from 10" to 17"



C1715A Carded pk. 4/24

Dumbbell Style Strainer Wrench

- Cast Aluminum
- Fits Virtually Every Strainer
- Hex Body to Fit Wrench
- Hole for Inserting Screwdriver for Additional Leverage



C1101 Carded pk. 4/24

Strainer Wrench

- For Installation/Removal of All Tub & Sink Drains
- Plated Steel



C1127 Carded pk. 4/48

4-Way PO Plug Wrench

- Malleable Iron



C1106A Carded pk. 4/72

Mini Tubing and Piping Cutters

- Cuts 1/8" to 7/8" OD Tubing



C1111 Carded pk. 6/72

Standard Tubing and Piping Cutters

- Cuts 1/8" to 1-1/8" OD Tubing



C1107 Carded pk. 3/12

PLUMBING TOOLS continued

Cable Saw for Plastic Pipe

- 36" Stainless Steel Cable
- Vinyl Coated Handles
- Works in Very Tight Spaces
- Only Needs 1/4" Clearance



1133 Carded pk. 10/100

2pc Scouring Pads

- For Cleaning Copper Before Sweating
- For General Scouring
- Green • 6" x 9"



C1554 Header Card pk. 5/50

4-Way Sillcock Key

- Plated Steel



C1105 Carded pk. 4/72

Make-a-Gasket

- 6" x 6" x 1/16"
- Bulk, 10/Bag
- Red Rubber Sheet
- Cut into Gaskets, Shims, Vibration Dampers, Seals, etc.



C1553 1/Header Card pk. 10/100

Pipe Clearing Flushers

- Uses Water Pressure From a Sink or Hose Bibb to Clear out a Clogged Drain
- FGHT Hook Up - Fits Any Standard Garden Hose



DK1 DK2 DK3



DK1 Fits 1" to 2" Pipes Carded pk. 1/12/48
 # DK2 Fits 1-1/2" to 3" Pipes Carded pk. 1/12/48
 # DK3 Fits 3" to 6" Pipes Carded pk. 1/12/48

PLUMBING TOOLS continued



Plunger-Force Cup Style

ITEM	DESCRIPTION	HANDLE	CUP		PACKED
# 104P	Sink Plunger	9" Hardwood	4" Red	Label On Handle	pk. 12
# 105P	Household Plunger	18" Hardwood	5" Red	Label On Handle	pk. 12
# 106P	Plumber's Plunger	18" Hardwood	6" Red	Disc on Cup	pk. 12

Plunger-Master Style

# S02PDQ	Deluxe Plunger	19" Hardwood	Black with Tail Piece	PDQ	pk. 12
# S01	The HYDRO-TRUST Heavy Duty Plunger	21" Hardwood	Black with XL-Tail Piece	Disc on Cup	pk. 24

Plunger-Professional

# T01	THRONEMASTER® Professional	20" Hardwood Yellow Handle	Black with Tail Piece	Disc on Cup	pk. 4
# 1474	Bowl/Bell	20" Hardwood	Black	Label On Handle	pk. 10
# 1475	The Plumber's Plunger	20" Hardwood Yellow Handle	Black with Tail Piece	Label On Handle	pk. 12

Deluxe Plunger w/ Holder

- Double Thrust Plunger Works with All Toilets
- Convenient & Discreet Storage Case Opens & Closes Automatically
- Storage Case Encapsulates Odors & Keeps Bathroom Fresh



T02 Display Box pk. 6

Water Force® Plunger Flusher

- Heavy Duty Plunger for the Pro's
- Made of Super Strong Polyethylene



W01 Disc On Cup pk. 12

Elite® Household Plungers

- Clear Lucite Handle

	Cup Size	Color	Handle	Pack
# 107P	6"	Blue	18"	Bulk pk. 12
# 107JR	3"	Assorted	9"	Bulk pk. 12



PLUMBING TOOLS continued

Canister Auger with Handle

- 1/4" Spring Wire
- Pistol-Grip and Turn-Knob for Positive Control
- Thumb style Lock-Screw to Lock Wire

# CA15-F	1/4" x 15FT.	2/PDQ	pk. 2
# CA15	1/4" x 15 FT.	Bulk	pk. 4
# CA25	1/4" x 25 FT.	Bulk	pk. 4



Drill Powered Canister Auger with Handle

- Can Be Used with a Drill or Manually
- 1/4" Spring Wire

# CAD15	1/4" x 15FT.	Bulk	pk. 4
# CAD25	1/4" x 25FT.	Bulk	pk. 4



Hose Clamps

- 100% Stainless Steel Including Band, Hasing and Screw

All Prices Are For a Box of 10 Pieces. Please Order the Number of BOXES you Want.



PART #	TRADE SIZE	CLAMP RANGE		PACK
# 5202S	Micro #04	1/4" – 5/8"	Display Box	pk. 1/100
# 5203S	Micro #06	5/16" – 7/8"	Display Box	pk. 1/100
# 5206S	#06	3/8" – 7/8"	Display Box	pk. 1/100
# 5208S	#08	7/16" – 1"	Display Box	pk. 1/50
# 5210S	#10	1/2" – 1-1/16"	Display Box	pk. 1/50
# 5212S	#12	11/16" – 1-1/4"	Display Box	pk. 1/50
# 5216S	#16	5/8" – 1-1/2"	Display Box	pk. 1/50
# 5220S	#20	13/16" – 1-3/4"	Display Box	pk. 1/50
# 5224S	#24	1" – 2"	Display Box	pk. 1/50
# 5228S	#28	1-5/16" – 2-1/4"	Display Box	pk. 1/50
# 5232S	#32	1-9/16" – 2-1/2"	Display Box	pk. 1/50
# 5236S	#36	1-3/4" – 2-3/4"	Display Box	pk. 1/50
# 5244S	#44	1-5/16" – 3-1/4"	Display Box	pk. 1/50
# 5248S	#48	2-1/2" – 3-1/2"	Display Box	pk. 1/20
# 5252S	#52	2-13/16" – 3-3/4"	Display Box	pk. 1/20
# 5264S	#64	3-1/2" – 4-1/2"	Display Box	pk. 1/20
# 5272S	#72	3" – 5"	Display Box	pk. 1/20
# 5288S	#88	4" – 6"	Display Box	pk. 1/20
# 52104S	#104	4" – 7"	Display Box	pk. 1/10

6pk. Hose Clamps

- 100% Stainless Steel
- Includes:
 - 2pcs. from 1/4" to 5/8"
 - 2pcs. from 1/2" to 1-1/4"
 - 2pcs. from 1-5/16" to 2-1/4"



# C5299	Carded	pk. 6/72
---------	--------	----------

PUMPS & ACCESSORIES

Submersible Sump Pump

- Outlet 1-1/4" Female or 1-1/2" Male
- Automatic Float Switch
- Composite Body
- Fits Narrow 10" Pump Pits
- Corrosion Resistant Treated Aluminum Motor Housing
- Extra Long 10ft. Grounded Cord
- Thermal Overload Protection



# SSP13	1/3 HP	3300 GPH	24.0 ft. head	Display Box	pk.3
# SSP12	1/2 HP	3700 GPH	26.0 ft. head	Display Box	pk.3



Electric Float Switch

- Replacement for # SSP13 & # SSP12
- Extra Long 10 ft Grounded Cord



# SSPPLUG	Box	pk. 1/50
-----------	-----	----------



1/6 H.P. Submersible Utility Pump

- Flow Rate: 1370 GPH
- Pump Down to 1/8"
- Lift: 26.3 feet
- Removable Intake Screen
- Outlet Fits Garden Hose or 1" FPT
- 10 ft. Grounded Power Cord



# SUP16	Display Box	pk. 4
---------	-------------	-------



1/4 H.P. Automatic, Water Sensing Submersible Utility Pump

- Flow Rate: 1740 GPH
- Pump Down to 1/4"
- Lift: 25 feet
- Removable Intake Screen
- Outlet Fits Garden Hose or 1" FPT
- 15 ft. Grounded Power Cord
- Lightweight, Durable Non-Metallic Casing



# SUP14A	Display Box	pk. 1/4
----------	-------------	---------



AQUAPLUMB® TOILET SEAT PROGRAM

AquaPlumb has the Best Combination Of Quality, Packaging and Price

Years of Experience are Put into Each Seat. From the Extra-Strong Hinges to the Exact Colors, No Detail is Overlooked. AquaPlumb is the Perfect Selection.



Bright, Modern, Attractive Retail Packaging, with Complete Descriptions.

Designed to Hang from the Carrying Handle

Extra Strong, Color Matched Hinges

Also Available, Boxed for Shelf Stock or Wholesale



WOOD SEATS

- Perfect Color Match to Most Brands of Toilets
- Color Matched Hinges For Clean Consistent Look
- Extra-Strength Hinges for Durability
- Double-Coated Paint Process Assures Long-Lasting Finish.
- Individually Boxed with Cut-Out to Display Color and Protect Finish

PLASTIC SEATS

- High-Impact Plastic - Won't Break or Crack Under Normal Use.
- Extra-Strength Hinges for Durability
- Easy to Clean and Sanitize
- Attractive Packaging can be Hung-Up for Stacked on a Shelf



SOFT SEATS

- Great Promotional Items - Priced to Move
- Available in Most Common Colors
- Attractive Packaging can be Hung-Up or Stacked on a Shelf

COMMERCIAL SEATS

- Commercial Grade High - Impact Plastic - Designed to withstand Abuse
- Steel Pin Hinges for Long-Lasting Durability
- Easy to Clean and Sanitize
- Individually Boxed



PLASTIC SLOW-CLOSE SEATS

Slow-Close Regular

- Fits Round Bowl



White

CSC90W Hang-Up Display pk. 1/4

Bone

CSC90B Hang-Up Display pk. 1/4

Slow-Close Elongated

- Fits Elongated Bowl



White

CSC380W Hang-Up Display pk. 1/4

Bone

CSC380B Hang-Up Display pk. 1/4

PLASTIC SEATS

Economy Round Seat

- Fits Round Bowl
- Hang-Up Display
- Closed Front w/Cover




White

CTS70W Hang-Up Display pk. 6 (No Break)

Round Seats

- Fits Round Bowl
- Hang-Up Display
- Closed Front w/Cover



White

CTS90W Hang-Up Display pk. 6 (No Break)

Bone

CTS90B Hang-Up Display pk. 6 (No Break)

Black

CTS90B Hang-Up Display pk. 6 (No Break)

PLASTIC SEATS continued

Elongated Seats

- Fits Round Bowl
- Hang-Up Display
- Closed Front w/Cover



White

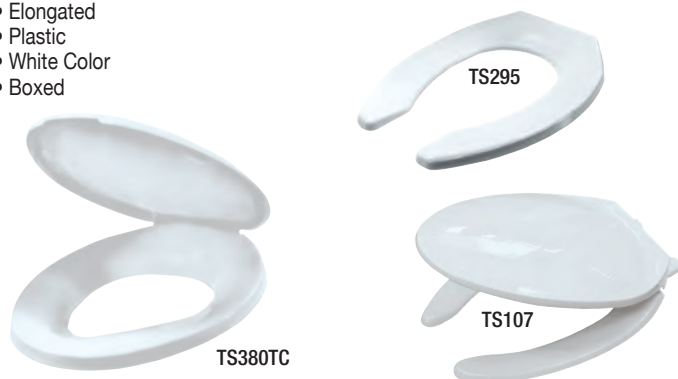
CTS380W Hang-Up Display pk. 6 (No Break)

Bone

CTS380B Hang-Up Display pk. 6 (No Break)

COMMERCIAL PLASTIC SEATS

- Elongated
- Plastic
- White Color
- Boxed



Item#	Ref #	Description	Pack
# TS295	#10/295	Plastic Open Front, Less Cover	Boxed pk. 1/6
# TS380TC	#880	Heavy Style Close Front w/Cover	Boxed pk. 1/6
# TS107	#107	Open Front w/ Cover	Boxed pk. 1/6

SOFT SEATS

- Fits Round Bowl



White

CTSSW Hang-Up Display pk. 6 (No Break)

- Fits Round Bowl



Bone

CTSSBJ Hang-Up Display pk. 6 (No Break)

SOFT SEATS continued

Round

- Fits Round Bowl

Grey



CTSSG Hang-Up Display pk. 6 (No Break)

Round

- Fits Round Bowl

Blue



CTSSBL Hang-Up Display pk. 6 (No Break)

Round

- Fits Round Bowl

Black



CTSSB Hang-Up Display pk. 6 (No Break)

Elongated

- Fits Elongated Bowl

White



CTSSWE Hang-Up Display pk. 6 (No Break)

6 Pc. Rainbow Pack

- Fits Round Bowl
- Assorted Colors

White - 4pcs

+

Bone - 2pcs



CTSSA2 Hang-Up Display pk. 6 (No Break)

SOFT SEATS continued

6 Pc. Rainbow Pack

- Fits Round Bowl
- Assorted Colors

Pink - 1pc

+

Blue - 2pcs

+

Bone - 3pcs



CTSSA Hang-Up Display pk. 6 (No Break)

Embroidered

- Hang-Up Display
- Closed Front w/Cover
- Fits Round Bowl

White



CTSEW Hang-Up Display pk. 6 (No Break)

Marble Print

- Hang-Up Display
- Closed Front w/Cover
- Fits Round Bowl



CTSSMARBLE Hang-Up Display pk. 1/4

Fish Scene

- Hang-Up Display
- Closed Front w/Cover
- Fits Round Bowl



CTSSFISH Hang-Up Display pk. 1/4

WOOD SEATS

Round

- Color Matched Concealed Screw Hinges
- Fits Round Bowl
- Hang-Up Display
- Closed Front w/Cover

White

CTS100W Hang-Up Display pk. 6 (No Break)



Round

- Color Matched Concealed Screw Hinges
- Fits Round Bowl
- Hang-Up Display
- Closed Front w/Cover

Bone

CTS100B0 Hang-Up Display pk. 6 (No Break)



Round

- Color Matched Concealed Screw Hinges
- Fits Round Bowl
- Hang-Up Display
- Closed Front w/Cover

Pink

CTS100PK Hang-Up Display pk. 6 (No Break)



Round

- Color Matched Concealed Screw Hinges
- Fits Round Bowl
- Hang-Up Display
- Closed Front w/Cover

Blue

CTS100BL Hang-Up Display pk. 6 (No Break)



Elongated

- Fits Elongated Bowl
- Color Matched Concealed Screw Hinges
- Hang-Up Display
- Closed Front w/Cover

White

CTS104W Hang-Up Display pk. 6 (No Break)

Bone

CTS104B0 Hang-Up Display pk. 6 (No Break)



WOOD SEATS continued

Premium Hinge and Premium Beveled Edge

- With Chrome Plated Bar Metal Hinge
- Fits Round Bowl



Chrome Plated Bar Metal Hinge

White

Hang-Up Display

CTS100W-CH Hang-Up Display pk. 1/6 (No Break)

White

Individually Boxed

TS100W-CH Hang-Up Display pk. 1/6 (No Break)



Premium Hinge Beveled Edge

Hang-Up Display

- Color Matched Concealed Screw Hinges
- Fits Round Bowl

White

CTS100W-BV Hang-Up Display pk. 1/6 (No Break)



Premium Hinge Beveled Edge

Hang-Up Display

- Color Matched Concealed Screw Hinges
- Fits Round Bowl

Bone

CTS100B0-BV Hang-Up Display pk. 1/6 (No Break)



Premium Hinge Beveled Edge

Individually Boxed

- Color Matched Concealed Screw Hinges
- Fits Round Bowl

Bone


TS100BV-B0 Hang-Up Display pk. 1/6 (No Break)



WOOD SEATS continued

Shell Shape

- Fits Round Bowl



Chrome Plated Bar Metal Hinge

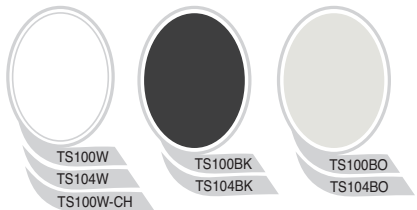


White

CTS100SHELL Hang-up Display pk. 1/4

BOXED WOOD SEATS

- Individually Boxed with Cut-Out Window to See Seat Color
- Regular, Closed Front, with Cover
- Perfect Color Match to Most Brands of Toilets.
- Double-Coated Paint Process Assures Long-Lasting Finish.
- Concealed Screw Hinges




Round-Front

# TS100W	White	Color Matched Hinge	Boxed	pk. 1/6
# TS100W-CH	White	Chrome Hinge	Boxed	pk. 1/6
# TS100B0	Bone	Color Matched Hinge	Boxed	pk. 1/6
# TS100BK	Black	Color Matched Hinge	Boxed	pk. 1/6

Elongated

# TS104W	White	Color Matched Hinge	Boxed	pk. 1/6
# TS104B	Bone	Color Matched Hinge	Boxed	pk. 1/6
# TS104BK	Black	Color Matched Hinge	Boxed	pk. 1/6

Round-Front



ITEM #	COLOR*	Replaces Olsonite® #	Replaces Bemis® #		
# TS100FB	Fawn Beige	507	078	Boxed	pk. 1/6
# TS100WR	Wild Rose		243	Boxed	pk. 1/6
# TS100BB	Bayberry	320	095	Boxed	pk. 1/6
# TS100DB	Dresden Blue	200	464	Boxed	pk. 1/6
# TS100CB	Cerulin Blue	205	044	Boxed	pk. 1/6
# TS100TG	Tender Grey	700	052	Boxed	pk. 1/6

* Colors Are Approximate in this Catalog Due to Printing Variances. Colors Match OEM Colors Listed in the Chart.

OAK WOOD SEATS

Round Seat-Plastic Hinge

- Fits Round Bowl
- Color Matched Concealed Screw Plastic Hinges



CTS100OAKP Hang-Up Display pk. 1/6

Round Seat-Metal Hinge

- Fits Round Bowl
- Quality Metal Bar Hinge in Satin Nickel Finish



CTS100OAK Hang-Up Display pk. 1/6

Elongated Seat

- Fits Elongated Bowl
- Quality Metal Bar Hinge in Satin Nickel Finish

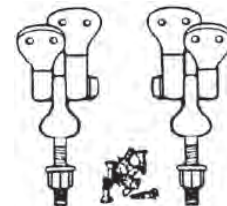


CTS104OAK Hang-Up Display pk. 1/6

TOILET SEAT PARTS

Plastic Seat Hinges

- 2pc. Set



0909 Bagged pk. 6

Toilet Seat Hinge Bolts



C0912 Pair/Card pk. 12
0911 Pair/Bulk pk. 20



SHOWER SENSATIONS®

AquaPlumb hand showers and shower heads offer the best value in the industry.

Features such as, adjustable spray patterns, massage sprays, rubber tips, classic design and water saving designs, all combine to give you the best shower your money can buy.

Whether it is the features, the great prices, or our new bright packaging, look to AquaPlumb to give the best value you can buy.

SHOWER HEADS

5 Function Personal Shower

- Premium Chrome Plated & Peened Chrome Plated Finish
- 60" Stainless Steel Hose
- Shower Head Face Rotates to Change Function
- Rubber Jet Tips for Easy Cleaning and Clog-Free Performance
- Shower Arm Mounting Bracket Included

C0294 Clam pk. 6/24



5 Function Massage Head

- Shower Head Face Rotates to Change Function
- Rubber Jet Tips for Easy Cleaning and Clog-Free Performance

C0200 Clamshell pk. 6/24



3 Function Personal Shower

- 5ft. Flexible C.P. Hose
- Designed to Provide a Consistent Stream at Any Water Pressure
- Convenient Slip-In Cradle, Which Connects to Existing Shower Arm

C0292 Clamshell pk. 6/24



3 Function Massage Head

- Designed to Provide a Consistent Stream at Any Water Pressure
- Similar to Water-Pik®

C0201 Chrome Clamshell pk. 6/24

C0201W White Clamshell pk. 6/24



3 Function Personal Shower

- Shower Head Face Rotates to Change Function
- Rubber Jet Tips for Easy Cleaning and Clog-Free Performance
- Shower Arm Mounting Bracket Included
- White with Banded Highlights
- With 60" White Reinforced Hose
- WaterSense Certified

C0290 Clamshell pk. 4/80



SHOWER HEADS continued

3 Function Shower Head

- Shower Head Face Rotates to Change Function
- Rubber Jet Tips for Easy Cleaning and Clog-Free Performance
- White with Banded Highlights
- WaterSense Certified

C0289 Clamshell pk. 4/80



Eco-Friendly Water Saving Massage Heads

- Meets 1.5 GPM Flow Regulations, from 20 PSI to 80 PSI
- Excellent Flow and Body Coverage for a 1.5 GPM Shower Head
- Adjustable Spray
- 2-3/4" Overall Face,
- 4-1/8" Overall Height
- Non-Removable Flow Restrictor
- C.P. Brass Ball Joint
- Self-Cleaning and Maintenance Free Design

0209 Chrome Boxed pk. 6/60

0209W White Boxed pk. 6/6



Perfect-Flo Shower Head

- Solid Brass
- 2-1/4" Face Size
- With Water Saver for Maximum Flow Rate of 2.50 GPM at 80 PSI

C0203 Carded pk. 6/48



- Solid Brass
- 1-3/4" Face Size
- With Water Saver for Maximum Flow Rate of 2.50 GPM at 80 PSI

0202 Chrome Plated Boxed pk. 10/50

0202SN Satin Nickel Boxed pk. 10/50



Chrome Plated Solid Metal Select-A-Flow Shower Head

- 2-1/4" Face Diameter
- With Flow Restrictor To 2.5 GPM at 80 PSI

C0205 Regular Size 2-1/4" Face Carded pk. 5/25

0205A Large Size 2-3/4" Face Boxed pk. 5/25



SHOWER HEADS continued

Water Saver C.P. Brass Shower Heads

- 1" Face Size
- 1.5 GPM at 40 PSI or 1.8 GPM at 80PSI

0211 Boxed pk. 25/200

With Shut-Off

0212 Boxed pk. 30/100



White Prism

- Acrylic Prism
- Chrome Plated Brass Ball

0261 Boxed pk. 10/200



Rain Head

- Chrome Plated Heavy Metal Construction
- With Flow Restrictor To 2.5 GPM at 80 PSI
- 4" Face Size

0208 Boxed pk. 5/50



Plastic w/ Brass Ball-Chrome Plated

- Adjustable Faceplate for Multiple Spray Patterns
- With Flow Restrictor To 2.5 GPM at 80 PSI

C0262 Carded pk. 4/80

0262 Boxed pk. 10/100



Plastic w/ Brass Ball-Polished Brass

- Adjustable Faceplate for Multiple Spray Patterns
- with Flow Restrictor To 2.5 GPM at 80 PSI

0266 Boxed pk. 5/100



Metal-Chrome Plated

- Adjustable Faceplate for Multiple Spray Patterns
- With Flow Restrictor To 2.5 GPM at 80 PSI

0269 Boxed pk. 5/100



Plastic-Chrome Plated

- With Flow Restrictor To 2.5 GPM at 80 PSI
- Adjustable Face Plate for the Finest Spray Patterns

C0265 Carded pk. 4/80

0265 Boxed pk. 10/200



White Plastic

- Adjustable Faceplate for Multiple Spray Patterns
- 2.5 GPM Flow Rate from 20 PSI to 100 PSI

0260 Bulk pk. 10/200



SHOWER HEADS continued

Metal Square

- Chrome Plated Metal
- Adjustable Faceplate for Multiple Spray Patterns
- 2.5 GPM Flow Rate from 20 PSI to 100 PSI

0204 Boxed pk. 5/50



Price-Pfister® Style-Chrome Plated

- Chrome Plated Plastic
- Fits Arm with Attached Ball

0207 Bagged pk. 10/200



Shower Sprayer with Hose

- Connects to Tub Spout
- 18" Hose
- Ridged Rubber Bulb for Positive Seal on Water Source
- Massage Top

SPR1 Hanger Card pk.6/24



SHOWER ARMS

45° Degree Arms

# 0258	6" Long	Brass	Chrome Plated	Bulk	pk. 5
# 0257	8" Long	Brass	Chrome Plated	Bulk	pk. 5
# 3361023	10" Long	Brass	Chrome Plated	Bulk	pk. 5
# 3361025	12" Long	Brass	Chrome Plated	Bulk	pk. 5
# 0258AP	4.5" Long	Plastic	Chrome Plated	Bulk	pk. 5
# 0258SN	6" Long	Brass	Satin Nickel	Bulk	pk. 5/25



6" Shower Arm & Flange Set

- Chrome Plated
- 45° Angle

C0258A Carded pk.6/72



S-Shaped Shower Arm

- Raises Shower Head 8"

3361040 Bulk pk. 1/50



90° Shower Arm

- 16" Overall

3361030 Bulk pk. 1/25



Shower Arm Flange

- Chrome Plated

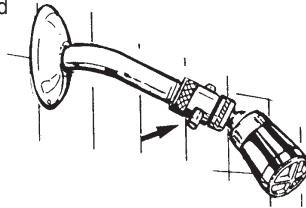

# 0102	Stamped Steel	Bulk	pk. 25/2000
# 0140	Die Cast w/Set-Screw	Bulk	pk. 5/50



SHOWER ACCESSORIES

Shower Flow Control

- Fits All Shower Heads Including Hand-Held and Massaging Units
- Cuts Water Usage up to 60%
- Chrome Plated Brass



0213 Bulk pk. 5/50

Brass Shower Diverter-Lever

- Diverts Water from Shower Head to Hand Shower
- Chrome Plated brass



0297 Boxed pk.1/10/100

Plastic Shower Diverter-Push Button

- Diverts Water from Shower Head to Hand Shower
- Chrome Plated



0298 Bulk pk.1/25/500

Shower Hoses

- 1/2" F.IPT x 1/2" F.IPT
- Complete with Washers



# 3365060	59"	C.P. Stainless Steel	Bulk	pk. 6/60
# 3365071	71"	C.P. Stainless Steel	Bulk	pk. 6/60
# 0285	59"	White Reinforced	Bulk	pk. 5/100

Washer for Hand-Held Shower

- Rubber



0286 Bulk pk. 10/100

Shower Massage Holder Adapter



#0291



#0296CP

# 0291	Wall Mount	White	Bulk	pk. 1/300
# 0296	Fits Shower Arm	White	Bulk	pk. 1/100
# 0296CP	Fits Shower Arm	Chrome	Bulk	pk. 1/100

SHOWER ACCESSORIES continued

Shower Head Flow Restrictor Washer

- Restricts to 2.5 GPM
- Works from 20 PSI - 100 PSI.
- Fits All Shower Heads



0214 Bulk pk. 10/100/500

Shower Door Rollers

- Complete with Screws
- 3/4" Flat



59400P Bulk pk. 10/200/1000

Shower Door Rollers

- 4/Card
- Complete with Screws
- Convex Nylon Wheels
- 7/8" Diameter



64550 Carded pk. 12/240

ADD-A-SHOWER & SHOWER BARS

Utility Shower Faucet

- Brass Body
- 1/2" Union Inlets Fits FPT or Sweat
- 24" Galv. Riser with Shower Head and Soap Dish
- 3" Centers



0252 Boxed pk.1/6

Add-a-Shower Bathcock/Diverter


- 3/8" FPT Swivel Riser Adapter
- Faucet has 3-3/8" Center & 3/4" IPS Inlet.
- Replacement Stem #C1791C or #C1791H



0254 Boxed pk.1/6

Add-a-Shower

- Less D-Bar
- With Diverter Bath Cock, Riser, Wall Bracket and Shower Head.
- Faucet has 3-3/8" Center & 3/4" IPS Inlet.
- Replacement Stem #C1791C or #C1791H



1869020 Boxed pk. 1/10

ADD-A-SHOWER & SHOWER BARS continued- Add-a-Shower with Bathcock Faucet

- 42" x 24"
- With Riser & Wall Support
- Faucet Has 3-3/8" Center & 3/4" IPS Inlet.
- Replacement Stem #C1791C or #C1791H



0253 Boxed pk. 1

Bath Faucet Coupling Elbows

- Nickel Plated Cast Brass
- Fits 3/4" Bathcock Threads
- Inlet - 1/2" MPT



1828 Pair/bag pk. 1/25

Offset Bath Supplies/Risers

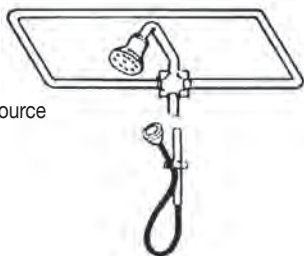
- 1/2" OD x 21-1/2"
- Chrome Plated Brass
- with Bell Flanges
- 3/4" Nuts to Fit on the Bathcock



0890 1 Pr/Box pk. 1/25

Add-a-Shower / Portable Shower


- 24" x 42"
- Aluminum
- Rectangular
- With 36" Ceiling Support and Flange
- With Hose and Ball to Attach to Water Source



0255 Boxed pk. 1/12

D Bar Curtain Bar - 2 Piece


- 60" x 27"



0256 Boxed pk. 1

ADD-A-SHOWER & SHOWER BARS continued- L Bar Curtain Bar - 2 Piece

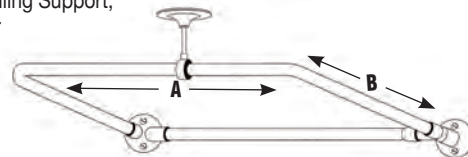
- 27" x 60"
- With Jumbo Flanges



0264 Boxed pk. 1

D Bars - 1 Piece

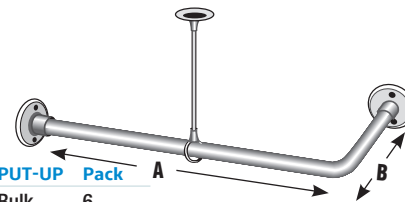
- Complete with 24" Ceiling Support, Flanges and Back-Bar



ITEM	SIZE	A	B	PUT-UP	Pack
# 0760040	4-1/2ft.	54"	27"	Bulk	6
# 0760050	5ft.	60"	27"	Bulk	6

L Bar Shower Rods - 1 Piece

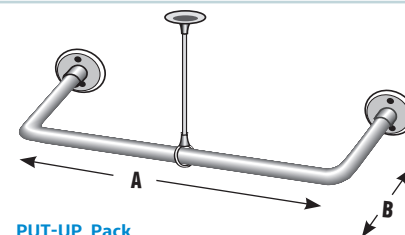
- Complete with 24" Ceiling Support and Flanges



ITEM	SIZE	A	B	PUT-UP	Pack
# 0760010	5ft.	60"	27"	Bulk	6
# 0760020	6ft.	72"	27"	Bulk	6

U Bars - 1 Piece

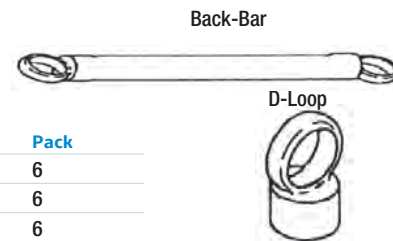
- Complete with 24" Ceiling Support and Flanges



ITEM	SIZE	A	B	PUT-UP	Pack
# 0760070	4-1/2ft.	54"	27"	Bulk	6
# 0760080	5ft.	60"	27"	Bulk	6

Back-Bar for D Bars

- Back-Bar Comes with D-Loops



ITEM	SIZE	PUT-UP	Pack
# 0760100	4-1/2ft.	Bulk	6
# 0760110	5ft.	Bulk	6
# 3380050	D-Loop	Bulk	6

Ceiling Supports for Curtain Bars

- Chrome Plated
- Loop is Set-Screw Style

TBE= Threaded Butt Ends TBO= Threaded One End

# 0251D	24" Rod Only, TBE	Bulk	pk. 6/210
# 0251C	30" Rod Only, TBE	Bulk	pk. 6/210
# 0251A	36" Rod Only, TOE	Bulk	pk. 6/210
# 0251B	36" Rod Only, TBE	Bulk	pk. 6/210
# 0251	36" Rod, Loop & Flange, Complete	Bulk	pk. 6/48
# 0250	Flange, Loop & Screws	Bulk	pk. 6

0251



ADD-A-SHOWER & SHOWER BARS continued— Straight Shower Bars

- 1" O.D. Tubing
- Less Flanges, unless noted below



5' Shower Rods		Finish	Wall Thickness	
# 0267	5' Aluminum	Polished	.025	pk. 25/box
# 98846	5' Aluminum	Polished	.025	pk. 5/box *
# 98642	5' Aluminum	Satin Nickel	.025	pk. 5/box *
# 98829	5' Stainless Steel	Satin Nickel	.012	pk. 5/box *
# 98643	5' Stainless Steel	Satin Nickel	.012	pk. 5/box *
# 98849	5' Stainless Steel	Chrome Plated w/ Zinc Flange	.012	Individually Boxed pk. 6
# 98641	5' Brass	Satin Nickel w/ Zinc Flange	—	Individually Boxed pk. 6
# 98825	5' Plastic Cover	White	—	12 pack * pk. 10

6' Shower Rods		Finish	Wall Thickness	
# 0268	6' Aluminum	Polished	.025	pk. 25/box
# 98848	6' Aluminum	Polished	.025	pk. 5/box *

* Sold by the pack. Order number of packs you want.
Example for 10 rods of # 98642, order 2.

Decorative Spring Tension Rod

- Telescoping. Expands • No Screws Required
- Sure Grip Ends
- For Shower & General Utility
- Fit-All Standard Shower Openings



# 64110	White	36" - 63"	Hanger Tag	pk. 6/12
# 64115	White	41" - 76"	Hanger Tag	pk. 6/12
# 64120	Chrome Plated	36" - 63"	Hanger Tag	pk. 6/12
# 64125	Chrome Plated	41" - 76"	Hanger Tag	pk. 6/12
# 64109	Beige	36" - 63"	Hanger Tag	pk. 6/12

SHOWER BAR FLANGES

Round with Screws

*Order the number of Bags you want



# C0284	Chrome Plated	1 Pair/Card	pk. 6
# 0284	Chrome Plated	1 Pair/Bag	pk. 50/500
# 0284X5	Chrome Plated	5 Pair/Bag	pk. 1/100*
# 98644	Satin Nickel	5 Pair/Bag	pk. 20/60*



Round Concealed Screws

- with Screws and Concealed Hardware

*Order the number of Bags you want



# 98680	Chrome Plated	5 Pair/Bag	pk. 5/60*
# 98645	Satin Nickel	5 Pair/Bag	pk. 5/60*

SHOWER BAR FLANGES continued— Jiffy Style

- Fit 1" O.D. Rods
- Chrome Plated Finish



*Order the number of Bags you want

# C0283	Chrome Plated Plastic	Pair/Card	pk. 6
# 0283	Chrome Plated Plastic	Pair bag	pk.5/50/250
# 98830	Chrome Plated Plastic	5 pair/bag	pk. 1/72*
# 0281	Zinc Die Cast	Pair/bag	pk. 5/100
# 98831	Zinc Die Cast	Pair/Bag	pk. 1/100

Jumbo Style

- 1 Pair/Bag
- Chrome Plated Finish
- Die Cast



3382010 Bulk pk. 10/100

White Plastic Shower Curtain Rings

- Holds Any Shower Curtain to Rod

*Order the number of Bags you want



62069 12/Bag pk.1/200*

Steel Shower Curtain Pins

- Holds Any Shower Curtain to Rod

*Order the number of Bags you want



# 98681	Chrome Plated	24/Bag	pk. 5/120*
# C0226	Chrome Plated	12/Card	pk.12/72
# 98646	Satin Nickel	24/Bag	pk. 5/120*

Stainless Steel Shower Curtain Pins with Ball Bearings

- Holds Any Shower Curtain to Rod

*Order the number of Bags you want



# 98559	Chrome Plated	12/Bag	pk. 1/64*
# 98554	Satin Nickel	12/Bag	pk. 1/64*

SHOWER/FLOOR DRAINS

Coverall Style

- Low Profile, Can Be Used in 1st or Upper Floor
- Beveled Edge for Recessed/Flush Installation
- Clamps to Pan Liner with 4 Bolts
- Recessed Sump Area for Extra Efficient Drainage
- Adjustable Overall Height 3-1/4" - 4-3/8"

2" Style - Solvent Weld

- 4" Stainless Steel Strainer
- Fits Over 2" or in 3" PVC Pipe



5523000 Boxed pk. 1/12

2" Style - Jiffy Joint

- 4" Stainless Steel Strainer
- No Caulk Slides
- Fits Over 2" Pipe



5523006 Boxed pk. 1/12

2" Style - Solvent Weld

- With Chrome Plated Solid Brass Strainer
- Fits Over 2" or in 3" PVC Pipe



5523014 Boxed pk. 1/12

Heavy Duty Cast Brass Shower Grid Strainer

- Fits Shower Floor Drains
- Fits Our #5523000, 5523006, 5523014
- Comes with 5523014



5523022 Boxed pk. 1/12

Metal Shower Drain-Die Cast

- Stainless Steel Grid

0235 1-1/2" Boxed pk. 1/10/100

0236 2" Boxed pk. 1/10/100



Stainless Steel Shower Grids

- 2-3/4" Centers on Bolt Holes
- 3-1/2" OD

2623015 Bulk pk. 5/25

- Stainless Steel
- 3-5/16" OD
- Snap-In Strainer Fits Most Snap-In Style Drains.
- Fits Our #0239, 0240, 0242, and 0243

2623010 Bulk pk. 5/25



Snap-in Floor Drain Cover

- Covers All Cast Iron, Clay Tile, Plastic, etc., Drains
- Stainless Steel



Item	Fits Pipe	O.D. Cover	Boxed	Pack
# 0221	2"	3"	Boxed	1/5/100
# 0222	3"	4"	Boxed	1/5/100
# 0223	4"	5"	Boxed	1/5/100

SHOWER/FLOOR DRAINS continued

Cast Brass, Self Caulking Shower Drain

- Fits 2" Pipe
- Stainless Steel Grid
- 4-1/2" Diameter
- For Use on Fiberglass or Other Types of Shower Bases
- Ribbed Rubber Gasket for Positive Leak Proof Seal on Sch. 40, Steel or Plastic Pipe
- No Solvents or Lead Required
- Included Wrench to Tighten in Drain Unit Against Pipe



0243 Boxed pk. 1/5/25

PVC Shower Drains

- 4-1/2" Flange.
- Used with Fiberglass, Steel, and Plastic Shower Bases.
- Fits Over 2" Sch. 40 or DWV PVC or ABS DWV



0239



0240, 0242

Inside Caulking

0239 2" PVC Grid Boxed pk. 1/5/40

0240 2" Stainless Steel Grid Boxed pk. 1/5/40



2" Solvent Weld

- Stainless Steel Grid



0242 Boxed pk. 1/5/40

Shower Drain

- 2" Solvent. Weld or Quick Caulk
- Snap-in S.S. Strainer



5523030 Boxed pk. 1/12

3" PVC Shower Drain

- Fits 3" Pipe (hub)
- Stainless Steel Grid
- Also can be Used as General Purpose Drain



5523052 Boxed pk. 1/12

2" PVC Shower Drain

- Fits 2" Pipe (hub)
- Stainless Steel Grid
- Also can be Used as General Purpose Drain



5523050 Boxed pk. 1/12

Two-Piece Shower Drain

- 2" Sch 40
- Stainless Steel Grid
- Strainer Threads into Body so Drain can be Installed and Strainer Threaded in Later



5523040 Boxed pk. 1/12

BATH WASTE & OVERFLOW

Different manufacturers use different thread names to describe their bath drain inserts. No matter what the manufacturer calls it, they are still the same thing. Some measure it from the inside of the threads and some measure it from the outside of the threads.

Common Sizes: There are Two Main Sizes That Make Up 95% of the Bath Drains in the USA. They are:

- 1) 1-1/2" Diameter x 11-1/2 TPI*
 - a. This is Sometimes Called 1-7/8" Diameter x 11-1/2 TPI.
 - b. This is Also Sometimes Called "Course Thread".
- 2) 1-3/8" Diameter x 16 TPI*
 - a. This is Sometimes Called 1-1/2" Diameter x 16 TPI.
 - b. This is Also Sometimes Called "Fine Thread".

Specialty Sizes:

There are Two Other Sizes That are Found in the Market, but They are Not as Common. They are:

- 1) 1-1/2" Diameter x 16 TPI*
 - a. This Primarily Fits Some Sayco® Bath Wastes.
- 2) 2-1/8" Diameter x 16 TPI*
 - a. This is Sometimes Called 2" Diameter x 16 TPI.
 - tb. This Primarily Fits Some Kohler® Bath Wastes.

*TPI – Threads Per Inch

Standing Bath Waste

- 1-1/2"
- Male x Female
- Tubular Brass
- 19" Show Assembly
- Chrome Plate Outside Tube and Plunger Rod



C2485A Display Box pk. 1/10

Standing Bath Waste



# 1908010	Chrome Plated Barrel	Bulk	1/10/50
# 1908060	Female Tee, Cast Brass	Bulk	1/10
# 1908020	1-1/2" x 19" Shoe w/ Trim & Grid	1/Box	1/30
# 1908025	Plunger and Top Cap	Bag	1/5

1-3/8" Brass Waste & Overflow

- Boxed
- 20 Gauge Tubular
- C.P. Brass Drain
- Die Cast Face Plate
- With Chain and Stopper



2483 Boxed pk. 1/12

Brass Waste & Overflow

- 1-1/2"
- Boxed
- 20 Gauge Tubular
- C.P. Brass Drain
- Die Cast Face Plate
- With Chain and Stopper



2482 Boxed pk. 1/12

BATH WASTE & OVERFLOW continued

Tubular Brass Trip Lever

- 1-1/2"
- 20 Gauge Tubular
- Adjustable
- C.P. Trim



C2480 Display Box pk. 1/12

Brass Waste & Overflow Tub Shoe & Trim

- Trim and Shoe Separate
- *Fine Thread is 1-3/8" - 16
- *Coarse Thread is 1-1/2" - 11-1/2



Washer Flat, Rubber, 1-3/4" x 2-5/8" x 3/32"

Item #	Size	Bulk	Thread	Fits Trim	Packed
# 1861	1-3/8" Shoe	Bulk	Fine*	#1859	1/10/50
# 1862	1-1/2" Shoe	Bulk	Coarse*	#1860	1/10/50
# 1859	1-3/8" Trim	Bulk	Fine*	#1861	1/10/50
# 1860	1-1/2" Trim	Bulk	Coarse*	#1862	1/10/50
# 2751P	Washer for Above	Bulk			25/500

Cable Driven Bath Drain-PVC

- 1-1/2"
- Adjustable Height and Depth
- C.P. Trim
- Cut enclosed pipe pieces to fit all tubs, including whirlpool style



C2288 Display Box pk. 1/6

Tubular Plastic Trip Lever

- 1-1/2"
- Adjustable
- C.P. Trim



C2298 Display Box pk. 1/10

Tubular Plastic Touch-Toe

- 1-1/2"
- Adjustable
- C.P. Trim



C2299 Display Box pk. 1/10

Tubular Plastic Lift n' Turn

- 1-1/2"
- Adjustable
- C.P. Trim



C2297 Display Box pk. 1/10

BATH WASTE & OVERFLOW continued

Linkage/Bucket Assembly for Brass Trip-Lever Waste

- Fits 99% of the Trip Levers on the Market, Including Imports.
- Includes Cotter Pin, Yoke, Single Eye Wire, Hex Nut, Double Eye Wire & Plunger.
- Extra Long Drop Wire to Fit Whirlpool or Extra Large Drains up to 22" height of Overflow.



# 1864	Bulk	pk. 5/25
# C1864	1/Card	pk. 6/72

Waste & Overflow Washer

- Tapered



# 2708P	Sponge Rubber	Bulk	pk. 10/700
# C2708	Sponge Rubber	1/Card	pk. 3/48
# 2761P	Rubber	Bulk	pk. 10/500

Waste & Overflow Washer with Ears

- Rubber
- Ears to Grab on Tub
- Tapered



# 2715P	Bulk	pk. 10/500
---------	------	------------

BATH & TUB WASTE PARTS

1 Hole Face Plate

- Die Cast

# 2292	Plate Only	Chrome Plated	Bulk	pk. 5/25
# C2292	Plate w/Screw	Chrome Plated	Carded	pk. 3/12



2 Hole Face Plate

- Die Cast

# 2291	Plate Only	Chrome Plated	Bulk	pk. 5/25
# C2291	Plate w/Screws	Chrome Plated	Carded	pk. 3/12



Trip Lever Face Plate

- Die Cast
- Spring Style Clip



# 2294	Plate Only	Chrome Plated	Bulk	pk. 10/50
# C2294	Plate w/Screws	Chrome Plated	Carded	pk. 3/12

Trip Plate & Linkage for Gerber®*

- Chrome Plated Trip Plate
- Brass Linkage & Bucket



# 1865	Labeled Polybag	pk. 10-10
--------	-----------------	-----------

Old Style Face Plate

- Stainless Steel



# 2296	Plate Only	Chrome Plated	Bulk	pk. 10/100
--------	------------	---------------	------	------------

BATH TUB WASTE PARTS continued

Waste & Overflow Trim Kits- Universal

- Match New Bathroom Fixtures or Clean-Up Old Trim
- Complete with All Necessary Hardware
- Shoe Insert has Adapter to Fit **1-3/8" (Fine Thread) or **1-1/2" (Course Thread) Tub Shoes



Replaces Both 1 and 2 Hole Style Plates

Waste & Overflow Blank Plate Style

- Works in One or Two Hole Applications
- With Touch-Toe Style Drain

# TK1	Chrome Plated	Carded	pk. 4
# TK1N	Satin Nickel	Carded	pk. 4
# TK1P	Polished Brass	Carded	pk. 4



Trip Lever Style

- Spring-Type Trip Lever Plate

# TK2	Chrome Plated	Carded	pk. 4
# TK2N	Satin Nickel	Carded	pk. 4
# TK2P	Polished Brass	Carded	pk. 4



Screws for Face Plate

- Chrome Plated
- with Cotter Pin for Trip lever



# 2295P	Pair/Bag	pk. 5/25
---------	----------	----------

2-Hole-to-1-Hole Face Plate Converter

- Converts 2 Hole Face Plate to Single Hole Style
- Rust Proof Stainless Steel
- With 2Screws to Mount Bar to 2-Hole Drain Head



# 2293P	Bulk	pk.10/200
---------	------	-----------

Waste & Overflow Bolt w/Ring

- Chrome Plated



# 2289	Bulk	pk.10
--------	------	-------

BATH TUB DRAINS & WASTE SHOE PLUGS

Grid Style, Complete

- Die Cast Chrome
- 1-1/2" Course Thread



# C1830	Carded	pk. 6/48
---------	--------	----------

Tip-Toe, Complete

- Plastic w/ Zinc Body
- 1-1/2" Course Thread



# 1831	Bulk	pk. 5/50
# C1831	Carded	pk. 6/48

BATH TUB DRAINS & WASTE SHOE PLUGS continued

Lift & Turn, Complete

- Die Cast Chrome
- Carded Version is 1-3/8" Fine Thread and Comes with Bushing to work in 1-1/2" Course Thread Applications



# 1827	Fine Thread 1-3/8"	Bulk	pk. 5/50
# 1834	Coarse Thread 1-1/2"	Bulk	pk. 5/50
# C1834A	1-1/2" OR 1-3/8"	Carded	pk. 6/48

Tub Waste Shoe Bushing Kit

- Plastic Bushing Adapts Any Size Bath Shoe to Standard Shoe Inserts
- First Bushing is 1-3/8" (1-5/8") x 16T Inside & 1-1/2" (1-7/8") x 11-1/2T Outside
- Second Bushing is 1-1/2" (1-7/8") x 11-1/2T Inside & 2-1/8" x 16T Outside (Fits Kohler®)



# 1835	Pair/Bag	pk.1/25/200
--------	----------	-------------

Flip-It® Toe Flipable Tub Stopper

- ABS & Delrin Plastic
- No Tools Needed
- Fits Most Tub Drains
- Flip to Close or Open w/ a Simple Flip of the Top



# C1811	Chrome Plated	Display Bag	pk. 5/25/10
# C1811SN	Satin Nickel	Display Bag	pk. 5/25/10

Grid & Screw For Tub Shoe

- 2-7/8" Diameter
- 1/2" 10-24 Chrome Plated Screw



# 2222	Chrome Plated	Set/Bag-Bulk	pk. 1/25/250
# C2222	Chrome Plated	Set/Blister Card.	pk. 10/200

Premium Tip-Toe Cartridge

- Replaces Rapid-Fit®



# 1898	5/16" Thread	Bulk	pk. 5/200
# 1899	3/8" Thread	Bulk	pk. 5/200

Tip-Toe Cartridge

- ABS
- 5/16" Bottom Thread



Item #	Bottom Thread	Style	Packed
# 1863	3/8"	Bulk	pk. 1/10/50
# 1829	5/16"	Bulk	pk. 1/10/100
# C1829	5/16"	Carded	pk. 1/5/25
# 1829A	Rubber Replacement Washer	Bulk	pk. 25



Cable Driven Bath Waste Stopper

- Fits All Brands

Item #	Finish	Style	Packed
# 1893	Chrome	Bulk	pk. 1/10
# 1893SN	Satin Nickel	Bulk	pk. 1/10

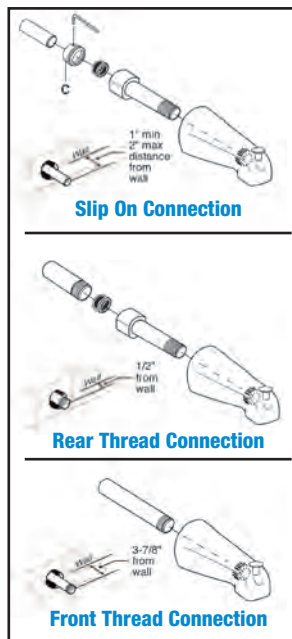


TUB SPOUTS

Universal Fit

- Slip on for Copper
- 3/4" Rear Thread
- 1/2" Nose Thread
- 1/2" Nose Thread

*Details and Instructions are included in the package



# C1855	Spout	Carded	pk. 3
# C1856	Diverter Spout	Carded	pk. 3

Non Diverter

- Die-Cast
- Nose Thread



# 1852	Chrome Plated	1/2" IPS Thread	Boxed	pk. 5
# 1852A	Chrome Plated	3/4" & 1/2" IPS Thread	Boxed	pk. 5
# C1852	Chrome Plated	1/2" IPS Thread	Carded	pk. 3

- Die-Cast
- Slip on for Copper 1/2" C (5/8" OD)



# 1855	Chrome Plated	1/Box	pk. 5
--------	---------------	-------	-------

Diverter with 1/2" MPT Shower Outlet

- Die-Cast
- Rear Thread (3/4" or 1/2")
- Top Shower Adapter

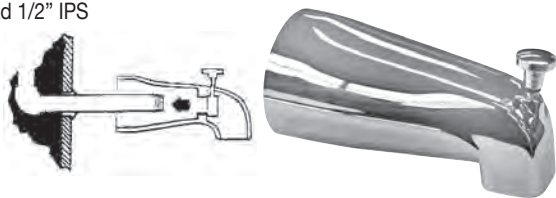


# 1854	3/4" & 1/2" IPS	Chrome Plated	Boxed	pk. 5
# C1854	3/4" & 1/2" IPS	Chrome Plated	Carded	pk. 3

TUB SPOUTS continued

Diverter at Nose

- Die-Cast
- Nose Thread 1/2" IPS



# 1853	Chrome Plated	Boxed	pk. 5
# C1853	Chrome Plated	Carded	pk. 3

Slip-On

- Die-Cast
- For Copper 1/2" C (5/8" OD)



# 1856	Chrome Plated	Boxed	pk. 5
--------	---------------	-------	-------

Diverter at Back

- Die-Cast
- Rear Thread 3/4" & 1/2" IPS



# 1857	Chrome Plated	Boxed	pk.5
--------	---------------	-------	------

Cast Brass


- Rear Thread 3/4" & 1/2" IPS



# 1851	Chrome Plated	Boxed	pk. 3
--------	---------------	-------	-------

Face Bushing

- 3/4" MPT x 1/2" FPT
- Converts 3/4" Female Thread to 1/2" Female Thread
- Brass



# 110F-128	Bulk	pk. 5/25
------------	------	----------

BATH ACCESSORIES, CARDED

4pc Bathware Set, Concealed Screw

- Towel Bar
- Toilet Paper Roller
- Acrylic Towel Ring
- Double Rob Hook
- Made of Rust Proof Chrome Plated Zinc Metal
- Strong Seamless Mirror Finish 3/4" Bars
- Concealed Screws for Attractive Look
- Mounting Instructions and Templates Included



# C4200	18" Bar	Set/Carded	pk. 4/40
# C4100	24" Bar	Set/Carded	pk. 4/24



4pc Bathware Set- Concealed Screw

- 24" Towel Bar
- Toothbrush Tumbler Holder
- Toilet Paper Roller
- Soap Dish
- Made of Rust Proof Chrome Plated Zinc Metal
- Strong Seamless Mirror Finish 3/4" Bars
- Concealed Screws for Attractive Look
- Mounting Instructions and Templates Included



# C4102	Chrome Plated	Carded	pk. 5/50
---------	---------------	--------	----------



Metal Towel Bar & Brackets

- 3/4" Square Bar
- Made of Rust Proof Chrome Plated Zinc Metal.
- Strong Seamless Mirror Finish 3/4" Bars
- Concealed Screws for Attractive Look.
- Mounting Instructions and Templates

# C4101A	18" Bar	Carded	pk. 6/72
# C4101	24" Bar	Carded	pk. 6/72



Toilet Paper Holder

- Made of Rust Proof Chrome Plated Zinc Metal.
- Concealed Screws for Attractive Look
- Mounting Instructions and Templates Included

# C4110	Carded	pk. 6/72
---------	--------	----------



Acrylic Towel Holder

- Made of Rust Proof Chrome Plated Zinc Metal.
- Concealed Screws for Attractive Look.

# C4108	Carded	pk. 6/72
---------	--------	----------



BATH ACCESSORIES continued

Soap Dish

- Made of Rust Proof Chrome Plated Zinc Metal
- Concealed Screws for Attractive Look



C4104 Carded pk. 6/72

Tooth Brush & Tumbler Holder

- Made of Rust Proof Chrome Plated Zinc Metal
- Concealed Screws for Attractive Look



C4105 Carded pk. 6/72

Double Robe Hook

- Made of Rust Proof Chrome Plated Zinc Metal
- Concealed Screws for Attractive Look



C4106 Carded pk. 6/72

Single Robe Hook

- Made of Rust Proof Chrome Plated Zinc Metal
- Concealed Screws for Attractive Look



C4106A Carded pk. 6/72

TOWEL BARS, COMPLETE

Concealed Screw, 3/4" Bar Square Style

- Furnished with Screws and End Mounting Brackets
- Zinc
- Square Bottom Shape on Mounting Bracket



03038 Chrome 18" Boxed pk. 5/30
03040 Chrome 18" Boxed pk. 5/30

Concealed Screw, 3/4" Bar Tower Shape

- Furnished with Screws and End Mounting Brackets
- Zinc
- Tower Style on Mounting Bracket



97887 Brushed Nickel 3/4" x 24" Boxed pk. 24

Exposed Screw, 3/4" Bar Tower Shape

- Furnished with Screws and End Mounting Brackets
- Zinc
- Tower Style on Mounting Bracket



03035 Chrome 5/8" x 18" Boxed pk. 5/30
03036 Chrome 5/8" x 24" Boxed pk. 5/30
03051 Brushed Nickel 5/8" x 24" Boxed pk. 6/30
97886 Brushed Nickel 3/4" x 24" Boxed pk. 24

TOWEL BARS COMPONENTS

Concealed Screw Bar Bracket Tower Shape

- Tower Shape
- Furnished with Mounting Plate and Screws
- Zinc



97181 Chrome 3/4" 1Pair/Boxed pk. 5/150
97182 Satin Nickel 3/4" 1Pair/Boxed pk. 5/150
97185 Chrome 5/8" 1Pair/Boxed pk. 5/150
97186 Satin Nickel 5/8" 1Pair/Boxed pk. 5/150

Concealed Screw Towel Bar Brackets Square Style

- Square Bottom Shape
- Furnished with Mounting Plate and Screws
- Zinc



97180 Chrome 3/4" 1Pair/Boxed pk. 5/50
97170 Satin Nickel 3/4" 1Pair/Boxed pk. 5/50

Exposed Screw Bar Bracket Tower Shape

- Furnished with Tower Shape with Screws
- Zinc



97183 Chrome 3/4" 1Pair/Boxed pk. 5/50
97184 Chrome 5/8" 1Pair/Boxed pk. 5/50
97173 Satin Nickel 3/4" 1Pair/Boxed pk. 5/100
97174 Satin Nickel 5/8" 1Pair/Boxed pk. 5/100

Aluminum Towel Bar

- Mill Finished



4116 3/4" x 18" Bulk pk. 5/50
4117 3/4" x 24" Bulk pk. 5/50
4118 3/4" x 30" Bulk pk. 5/50

Replace-A-Bar

- Plastic
- Spring Ends



4180 24" White Bulk pk. 10/100
4181 24" Clear Bulk pk. 10/100
4182 24" Black Bulk pk. 10/100
4183 36" Clear Bulk pk. 10/100

Spring Loaded Bar Ends

- Opaque Plastic
- Fits 5/8" or 3/4" Square Towel Bar Brackets



*Order the number of Bags you want

97899 White 10 pack Bulk pk. 10/100

TOILET PAPER HOLDERS

Concealed Screw- Square Style

- Spring Loaded White Plastic Roller
- Furnished with Screws and End Mounting Brackets
- Square Base Post
- Zinc



# 36214	Satin Nickel	Boxed	pk. 6/96
# 36215	Antique Pewter	Boxed	pk. 6/96
# 36216	Oil Rubbed Bronze	Boxed	pk. 6/96
# 97187	Chrome	Boxed	pk. 6/96

Concealed Screw- Tower Shape

- Spring Loaded White Plastic Roller
- Furnished with Screws and End Mounting Brackets
- Tower Base Posts
- Zinc



# 97188	Chrome	Boxed	pk. 5/50
# 97189	Satin Nickel	Boxed	pk. 5/100

Exposed Screw- Tower Shape

- Spring Loaded White Plastic Roller
- Furnished with Screws
- Tower Base Posts
- Zinc



# 36206	Chrome	Boxed	pk. 6/96
# 97888	Satin Nickel	Boxed	pk. 5/100

Toilet Paper Roller

- Plastic
- Spring Action
- Fits All Paper Holders
- with Stepped Ends
- Fits 3/8" & 5/8"



Stepped End



# C3450	Carded	White	pk. 6/72
# 3450T	Bulk	White	pk. 25/500/1000
# C3451	Carded	Chrome	pk. 6/72
# 3451	Bulk	Chrome	pk. 5/25/500

SOAP DISHES

Concealed Screw Mount

- Zinc Die Cast
- Furnished with Mounting Plate and Hardware



# 97192	Polished Chrome	Boxed	pk. 5/50
# 97193	Satin Nickel	Boxed	pk. 5/50

Exposed Screw Mount

- Die Cast
- Furnished with Screws



# 36208	Chrome	Boxed	pk. 6/96
# 97889	Satin Nickel	Boxed	pk. 5/50

TOOTHBRUSH/TUMBLER HOLDERS

Concealed Screw Mount

- Concealed Installation Screw Mount
- Furnished with Mounting Hardware



# 97195	Die Cast	Chrome	Boxed	pk. 1/50
# 97196	Die Cast	Satin Nickel	Boxed	pk. 5/50

Exposed Screw Mount

- Exposed Installation Screw Mount
- Furnished with Mounting Hardware



# 97194	Clear Plastic Tray	Chrome	Boxed	pk. 5/50
# 97891	Die Cast	Satin Nickel	Boxed	pk. 5/50

TOWEL RINGS

Premium Concealed Screw Mount

- 3/8" Diameter Wire Ring
- Furnished with Screws and Mounting Plate
- Zinc



# 62070	Satin Nickel	Boxed	pk. 6/96
# 62071	Antique Pewter	Boxed	pk. 6/96
# 62072	Oil Rubbed Bronze	Boxed	pk. 6/96
# 62062	Chrome	Boxed	pk. 6/96
# 62063	Brass	Boxed	pk. 6/96

Concealed Screw Mount

- Lucite Ring
- Chrome
- Furnished with Screws and Mounting Bracket



# 97892	Chrome	Boxed	pk. 1/25
---------	--------	-------	----------

Exposed Screw Mount

- Lucite Ring
- Satin Nickel
- Furnished with Screws



# 97894	Satin Nickel	Boxed	pk. 1/25
---------	--------------	-------	----------

ROBE HOOKS

Concealed Screw Mount - Double Hook

- Furnished with Screws and Mounting Plate



# 97897	Chrome	Boxed	pk. 1/50
# 97896	Satin Nickel	Boxed	pk. 1/50

Exposed Screw Mount Double Hook

- Furnished with Screws



# 97895	Satin Nickel	Boxed	pk. 1/50
---------	--------------	-------	----------

BATH ACCESSORIES

Shower Organizers

- Furnished with Mounting Hardware



# C4120	White Plastic Coated Wire	Display Card	pk. 6/24
# C4150	Chrome	Display Card	pk. 6/24

72" Retractable Clothesline

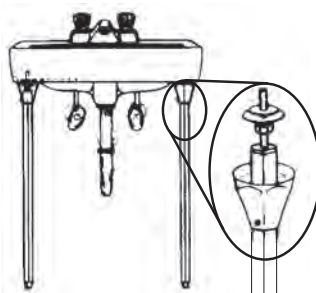
- Stainless Steel
- All Mounting Hardware Included



# 98832	Boxed	pk. 1/5/50
---------	-------	------------

Lav Legs (Basin Leg)

- Top of Leg Attaches to Bottom of Sink.
- All Mounting Hardware Included
- Decorative Hex Bell Flange
- Adjustable Legs — 28-1/4" to 29-1/2"



# 0964	1 Pr/Box	pk. 1/12
--------	----------	----------

COMMERCIAL PAPER ROLLERS

- Recessed Mount
- 5-1/4" x 5-1/4" x 2"
- Spring Loaded White Plastic Roller
- Furnished with Screws and Mounting Bracket



# 97201U	Stainless Steel	Chrome	Boxed	pk. 25/50
----------	-----------------	--------	-------	-----------

Controlled Delivery Paper Rollers

- Zinc Die Cast Construction, Bright Chrome Plated
- Push Button to Release Roll, Vandal Resistant
- Mounting Hardware Included



# 4172	Single	Boxed	pk. 1/25
# 4173	Double (10.5" Wide)	Box	pk. 1/25

Double Commercial Toilet Paper Holders

- Surface Mount
- Vandal Resistant
- Furnished with Mounting Hardware
- Milled Aluminum Finish



# 97210U	Aluminum	Boxed	pk. 25/50
----------	----------	-------	-----------

Toilet Paper Rollers - Bulk

- Spring Loaded White Plastic Roller

*Order the number of Bags you want



# 97198	Aluminum	5/8" End	Chrome	5/polybag*	pk. 5/50
# 97197	Plastic	5/8" End	White	5/polybag*	pk. 5/200
# 97199	Plastic	3-Stepped End	White	5/polybag*	pk. 5/150

COMMERCIAL SOAP DISHES

Soap Holder with Utility Bar

- Versatile Utility Bar Ideal for Washcloth
- 5-1/4" x 4-1/4" x 2"
- Furnished with Screws and Mounting Bracket



97202 Polished Chrome Boxed pk. 5/50

Replacement Soap Tray

- Fits Our #97202
- 4-5/8" x 2-5/8"



97203U Clear Plastic Tray Polybag pk. 5/50

COMMERCIAL SOAP DISPENSERS

Globe Style Dispenser

- Plastic Globe Dispenser
- Die Cast Body
- Swivel to Remove Globe and Refill



4170 Boxed pk. 5/25

Metal Dispenser

- Easy Refill
- Chrome Finish

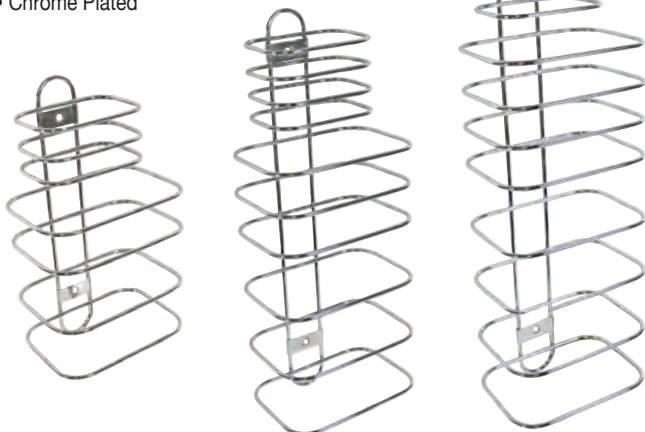


630000 Boxed pk. 6

TOWEL HOLDERS

Wire Towel Rack

- Accommodates 1 Wash Cloth, 1 Hand Towel and 1 Bath Towel per Guest
- Furnished with Mounting Hardware
- Chrome Plated



	Wash Cloth	Hand Towel	Bath Towel		Pack
# 97205U	3	2	2	Boxed	pk. 1/12
# 97206U	4	3	3	Boxed	pk. 1/12
# 97207U	5	4	4	Boxed	pk. 1/12

TOWEL HOLDERS continued

Commercial Surface Mount Paper Towel Dispenser

- ADA Approved
- White Powder Coated Finish
- Towel Capacity: 400 C-Fold or 525 Multi-fold
- Furnished with Mounting Hardware



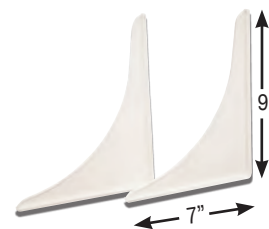
98542 14-5/8" H x 11"W x 4" D White Boxed pk. 1/8



SPLASH GUARDS

Mini Splash Guards

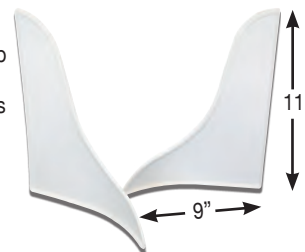
- 9" x 7"
- White Polystyrene
- Self Adhesive Strips for Easy Installation
- Keeps Water from Escaping Around Ends of Shower Curtain



0227A Boxed pk. 1pr/box

Curved Splash Guards


- 9" x 11"
- Curved Design to Channel Water into Tub
- White Polystyrene
- Keeps Water from Escaping Around Ends of Shower Curtain
- Use Caulk and Glue to Install (Not Included)



0227 Boxed pk. 1pr/box

Premium Contoured Splash Guards

- 11" x 7"
- Curved on Inside to Direct Water Back into Tub.
- Straight on Outside to Maintain Maximum Contact with the Shower Curtain
- Use Caulk or Glue to Install (Not Included)



96295 Display Box pr/box pk. 6/24

Maxi-Splash Guard

- 9.5" x 44"
- White Polystyrene
- Self Adhesive Strips for Easy Installation
- Keeps Water from Escaping Around Ends of Shower Curtain



0228 Boxed pk. 1pr/box

PREMIUM GRAB BARS

Concealed Screw 1-1/2"

- 18 Gauge Tubular
- #304SS Material*
- Concealed Surface Mount Application
- Includes 6ea # 10 x 2" (50.80mm) Stainless Steel Installation Screws
- Smooth Finish



Item #	Length On-Center	Overall Length		Pack
# GRAB12	12"	15"	Individually Bagged	pk. 4/12
# GRAB18	18"	21"	Individually Bagged	pk. 4/12
# GRAB24	24"	27"	Individually Bagged	pk. 4/12
# GRAB30	30"	33"	Individually Bagged	pk. 4/12
# GRAB36	36"	39"	Individually Bagged	pk. 4/12
# GRAB42	42"	45"	Individually Bagged	pk. 4/12
# GRAB48	48"	51"	Individually Bagged	pk. 4/12

Corner Grab Bar

- 18 Gauge Tubular
- #304 Stainless Steel Material
- Concealed Surface Mount Application
- Includes 3ea # 10 x 2" (50.80mm) Stainless Steel Installation Screws
- Smooth Finish



98549 16" x 32" Individually Bagged pk. 1

Exposed Screw 1- 1/2"

- Chrome Plated Steel
- Smooth Finish
- #304 Stainless Steel Material
- Includes 6ea # 10 x 2" (50.80mm) Stainless Steel Installation Screws



Item #	Length On-Center	Overall Length		Pack
# GRAB24E	24"	27"	Individually Bagged	pk. 4/12
# GRAB36E	36"	39"	Individually Bagged	pk. 4/12

STANDARD GRAB BARS

Concealed Screw 1- 1/4"

- Includes 6 ea # 10 x 2" (50.80mm) Stainless Steel Installation Screws



# 03085	16"	pk. 4/20
# 03087	18"	pk. 4/20
# 03089	24"	pk. 4/20
# 03091	30"	pk. 4/20
# 03093	32"	pk. 4/20
# 03095	36"	pk. 4/20
# 03097	42"	pk. 4/20
# 03099	48"	pk. 4/20

Exposed Screw 1- 1/4" Knurled

- Knurled
- Chrome Plated Steel
- Includes 6 ea # 10 x 2" (50.80mm) Stainless Steel Installation Screws



# 03050	16"	Individually Bagged	pk. 3/30
# 03055	18"	Individually Bagged	pk. 3/15
# 03060	24"	Individually Bagged	pk. 3/15
# 03065	32"	Individually Bagged	pk. 3/15
# 03070	36"	Individually Bagged	pk. 3/15
# 03075	42"	Individually Bagged	pk. 3/30
# 03080	48"	Individually Bagged	pk. 3/12

Thermoplastic Support Bars and Grab Bar

- 1-1/4" OD Super Strength Thermoplastic Cover
- Decorative Concealed Screw Flange
- M Bar Style



# 03150	6' Tubing	Bulk	pk. 1
# 99251	12", Complete Set	Bulk	pk. 1/48
# 99252	16", Complete Set	Bulk	pk. 1/32
# 99253	18", Complete Set	Bulk	pk. 1/32
# 99255	24", Complete Set	Bulk	pk. 1/24
# 99256	30", Complete Set	Bulk	pk. 1/24
# 99259	36", Complete Set	Bulk	pk. 1/18
# 99261	42", Complete Set	Bulk	pk. 1/16
# 99263	48", Complete Set	Bulk	pk. 15/180



03135



03140




# 03135	End Bracket, Pair	Bulk	pk. 12
# 03140	Center Supports, ea	Bulk	pk. 12

BALLCOCKS

Integral Float Fill Valve

- Fits Most Toilets
- Replace all of the Complicated Mechanisms with This Simple Kit
- Adjustable Height from 9" to 13"
- Adjustable Float for Adjustable Water Height
- Similar to Fluidmaster® 400A



C5677B Display Box/PDQ pk. 12

Integral Float Toilet Rebuild Kit

- Integral Float Ballcock, Same as our C5677B
- Flapper Included
- Fits Most Toilets
- Replace all of the Complicated Mechanisms with This Simple Kit!



C5677 PDQ Display pk. 8

Standard Ballcocks

- Anti-Siphon
- Complete with Float Rod and Refill Tube
- Plastic Body for Maximum Corrosion Resistance



# 2625	8"	Bulk	pk. 10/50
# C2625	8"	Carded	pk. 5/30
# C2624	10"	Carded	pk. 5/30

Toilet Rebuild Kit

- Complete Rebuild!
- Includes All Necessary Parts to Rebuild Most Toilets - Including Ballcock, Float, Rod, Flapper & Chain, Tank Lever, & All Necessary Washers.



C2677 Carded pk. 3/12

Brass Ballcock

- With Refill Tube



2623 Boxed pk. 1/24

BALLCOCKS continued

Ballcock Float Rods

- Brass Plated



# 2608P	8"	Bulk	pk. 25/100/500
# 2612P	12"	Bulk	pk. 25/100/500

Tank Float Plastic



2631A Bulk pk. 10/50

FLUSH VALVES & REPAIR

Plastic Flush Valve w/Flapper (ABS Douglas* Style)

- Rubber Flapper with a Stainless Steel Chain
- Locknut and Flush Valve Washer



C2634 Carded pk. 5/30

Brass Flush Valve with Guide Arm

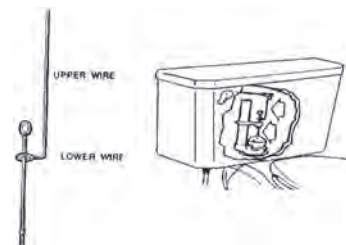
- Locknut and Flush Valve Washer



2635 Boxed pk. 2/50

Lift Wires

- Brass



5" Lower Wire

2614P Bulk pk. 10/1000

8-1/2" Upper Wire

2613P Bulk pk. 10/1000

Tank Ball

- Rubber



2648 Bulk pk. 12

Large Tank Ball

- Molded Rubber
- 2-13/16" Diameter
- Also Fits Eljer®**



5656 Bulk pk. 1/25

Brand Names mentioned in this catalog reference OEM Manufacturers. Please do not confuse AQUA PLUMB® with the OEM Mfg. whose parts these are intended to replace.

GENERAL TOILET REPAIR

Ballcocks Nuts

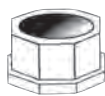
- 7/8" Ballcock Thread



2692P



2636P



2690P

# 2692P	Locknut	Plastic	Bulk	pk. 10/500
# 2636P	Coupling Nut	Cast Brass	Bulk	pk. 25/1000
# 2615P	Coupling Nut	Zinc Die Cast	Bulk	pk. 5/470
# 2690P	Coupling Nut	Plastic	Bulk	pk. 10/500

Ballcock Shank Washer

- Molded Rubber



2750P Bulk pk. 25/1000

Flush Valve Washer

- Molded Rubber



2754P Bulk pk. 25

Plastic Guide Arm



5651 Bulk pk. 5/100

Plastic Overflow Tube 1"

- 1" x 1-1/8" Dual Threaded



2601 Bulk pk. 10/100

Universal Fit Close Coupled Sponge Gasket

- Standard Sized
- 1/2" Thick
- Universal Fits-Most Style
- Sponge Rubber



2702P Bulk pk. 25/600

GENERAL TOILET REPAIR continued

Universal Fit Bolt & Gasket Set

- Brass Plated Bolts
- Sponge Rubber Gasket
- Standard Sized
- 1/2" Thick
- Universal Fits-Most Style



C2753 Carded pk. 6

Close Coupled Gasket for 3"

- Oversized 3" Diameter
- 3/4" Thick
- Sponge Rubber
- Fits Most 3" Flush Valves including American Standard®

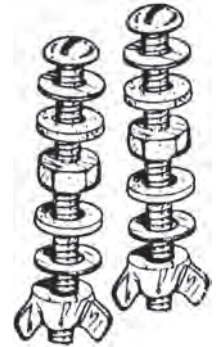


#2713P Bulk pk. 10/200

CLOSE-COUPLED BOLTS (Tank-to-bowl)

Close-Coupled Bolt Sets

- Card = 1 pair per card
- Bulk = 1 pair per bag



Brass Plated

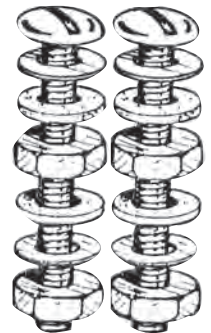
# C2746	Carded	pk. 12
# 2746P	Bulk	pk. 25

Solid Brass

# C2752	Carded	pk. 12
# 2752P	Bulk	pk. 25

Extra Heavy Solid Brass Close-Coupled Bolt Sets

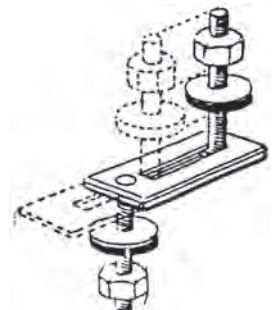
- Extra Large Bolt Head
- Professional Plumber's Quality
- C.P. Brass Washers
- Brass Nuts
- Bulk = 1 pair per bag



2745P Bulk pk. 5/50

Adjustable Tank-to-Bowl Bolt Sets

- Solid Brass
- Slides to Properly Align Mis-Aligned Tanks and Bowls
- Bulk = 1 pair per bag



2748P Bulk pk. 1/200


*Brand Names mentioned in this catalog reference OEM Manufacturers. Please do not confuse AQUA PLUMB® with the OEM Mfr. whose parts these are intended to replace.

TOILET BOLTS

Closet Bolts • Brass Plated

- Complete with Nuts & Washers
- With Retainer Washers


SIZE	Carded #	Bulk #
1/4" x 2-1/4"	# C2740 pk.12pr	# 2740P pk. 100pr
1/4" x 3-1/2"	# C2741 pk.12pr	# 2741P pk. 100pr
5/16" x 2-1/4"	# C2743 pk.12pr	# 2743P pk. 100pr



Closet Bolts • Solid Brass

- Complete with Nuts & Washers

# 2735P	1/4" x 2-1/4"	Bulk	pk. 25/500
# 2736P	5/6" x 2-1/4"	Bulk	pk. 10/400



Closet Bolt & Screw Set

- Pair of Brass Plated Closet Bolts
- Pair of Brass Plated Closet Screws
- Carded Together

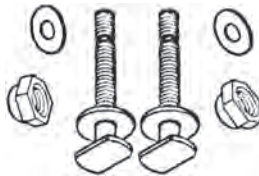
# C5653	Carded	pk. 12/144
---------	--------	------------



Snap-Off Closet Bolts

- Solid Brass
- Pr/bag with Nuts and Washers

# 2728P	1/4" x 2-1/4"	Bulk	pk. 5/100
# 2729P	5/16" x 2-1/4"	Bulk	pk. 5/100
# 2729AP	5/16" x 3-1/4"	Bulk	pk. 5/200



Closet Screws Brass Plated

# C2730	1/4" x 2-1/4"	Carded	pk.12
# 2730P	1/4" x 2-1/4"	Bulk	pk. 20/100



Johnnie-Bolt

- Solid Brass
- 5/16" x 2-1/4"



# 90-124	Pair/Bag	pk. 10/ 100
----------	----------	-------------

FLOOR FLANGES

PVC Floor Flange

- Countersunk Holes for Mounting Screws



Item #	Description	Metal Ring	Knock Out		
# 7601001	4" x 3" One Piece	No	Yes	Bulk	pk. 1/25
# 7601004	4" One Piece	No	No	Bulk	pk. 1/25
# 7601008	4" Spigot	No	No	Bulk	pk. 1/25
# 7601009	3" Spigot	No	No	Bulk	pk. 1/25
# 7601002	4" x 3"	Yes	Yes	Bulk	pk. 1/25
# 7601005	4"	Yes	No	Bulk	pk. 1/25
# 7601003	3" Spigot	Yes	No	Bulk	pk. 1/25
# D812040	4" Spigot	Yes	No	Bulk	pk. 1/25
# D823422	4" x 3" Offset	No	No	Bulk	pk. 1/25

FLOOR FLANGES continued

Brass Closet Floor Flanges, 4"



2705



2706



2707

# 2705	14 oz.	Bulk	pk. 10/50
# 2706	Deep Seal	Bulk	pk. 1/50
# 2707	Offset	Bulk	pk. 1/50

Cast Iron Closet Floor Flange

# 0678	Straight	4" x 1-1/2"	Bulk	pk. 1/5/10
# 0679	Straight	4" x 2"	Bulk	pk. 1/5/10
# 0680	Straight	4" x 2-1/2"	Bulk	pk. 1/5/10



No-Caulk Closet Flange

- Cast Iron
- Four Stainless Bolts & Washers
- Neoprene Gasket Meets ASTM C564
- Push Over Cast Iron or Plastic Pipe, Anchor to Floor & Tighten S.S. Bolts

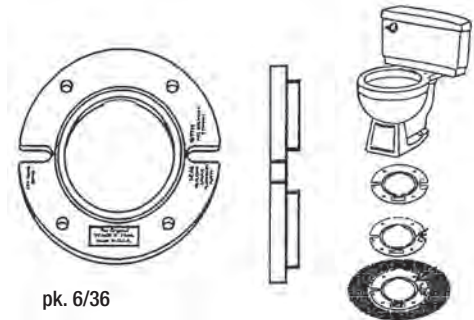
# 0690	Bulk	pk. 1/10
--------	------	----------



Stack 'n Seal Closet Flange Extenders

- Stack onto Existing Floor Flanges to Cure Height Problems Caused by Remolding, New Subfloors, New Ceramic Tile, or Other Changes
- With Caulk/Putty Groove for Positive, Watertight & Leak-Proof Installation
- 1/4" Thick
- White Plastic

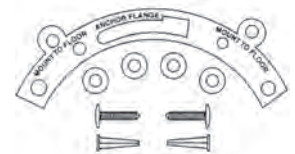
# 2685	Bulk	pk. 6/36
--------	------	----------



Anchor Flange (Spanner Flange)

- Used to Repair Broken Closet Flanges
- Mounts to Floor to Stabilize Toilet
- Complete with Mounting Screws, Anchors and Washers

# 2727	Bulk	pk. 5/25
--------	------	----------



Spanner Flange

- Eliminates Need to Replace Broken Closet Flanges
- Use with Cast Iron, Plastic, Copper or Brass
- Place Under Broken Area of the Ring and Tighten Down

# 2714	Bulk	pk. 1/5/25
--------	------	------------



FLOOR FLANGES continued

Generic Wax Gasket

- No Broken Cartons



# 2709	Less Plastic Flange	Boxed	pk. 48
# 2710	w/Plastic Flange	Boxed	pk. 24
# 2710B	w/Plastic Flange and Pair of Brass Bolts	Boxed	pk. 24
# 2710A	JUMBO w/Plastic Flange	Boxed	pk. 24

Hercules Wax Gasket



		Hercules #			
#318020	with Flange	90-220	Boxed	pk. 24	
#318030	with out flange	90-210	Boxed	pk. 48	

Sponge Rubber Toilet Gaskets

- Replaces Wax!
- Closed Cell Neoprene
- 3-1/2" ID x 5-3/8" OD



# 2716P	3/4" Thick	Bulk	pk. 5/25/300
# 2719P	1/2" Thick	Bulk	pk. 5/25/300

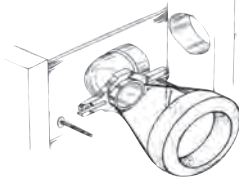
Sponge Rubber Toilet Gaskets with Bolt Holes

- Replaces Wax!
- Closed Cell Neoprene
- Bolts Holes Help Line Up the Gaskets for a Perfect Seal
- Holes Can be Used to Hold Gasket in Place While Installing Wall-Mount Toilets.
- 3-1/2" ID x 6-3/4" OD x 3/4" Thick



# 2731P	Bulk	pk. 5/25/300
---------	------	--------------

Wax Gasket for Urinal



# 318050	Boxed	pk. 12
----------	-------	--------

Brass Closet Spuds

- Includes Spud Washer, Metal Friction Ring, and Brass Locknut
- Cast Brass



# 3305060	1 x 3/4" Urinal	Bulk	pk. 1/10/200
# 3305065	1-1/4" x 3/4"	Bulk	pk. 1/25/200
# 3305010	1-1/4"	Bulk	pk. 1/10/100
# 3305015	1-1/2" x 1-1/4"	Bulk	pk. 1/25/125
# 3305020	1-1/2"	Bulk	pk. 1/25/125
# 3305040	2" x 1-1/4"	Bulk	pk. 1/10/100
# 3305050	2" x 1-1/2"	Bulk	pk. 1/25/75
# 3305030	2"	Bulk	pk. 1/25/100

Flanged Spud Washer

- Rubber



# 2747P	1" for Urinal	Bulk	pk. 25/500
# 2755P	1-1/4"	Bulk	pk. 25/500
# 2756P	1-1/2"	Bulk	pk. 25/500
# 2757P	2"	Bulk	pk. 25/500
# 2757AP	2" x 1-1/4"	Bulk	pk. 10/500
# 2757BP	2" x 1-1/2"	Bulk	pk. 25/500

TOILET ACCESSORIES

Replacement Tank Cover

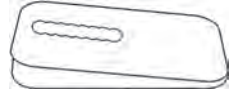
- Saf-T Ridge Prevents Articles from Sliding Off
- Adjustable, Fits Tank w/ Outside Dimensions Up to 21-3/8" x 7-3/8"
- White



# 2691	1/Display Box	pk. 1/6/24
--------	---------------	------------

Toilet Shim Wedge

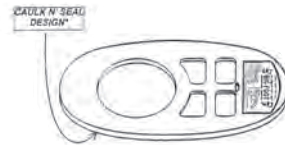
- High Impact Plastic
- Hundreds of Uses



# 5668P	Bagged	pk. 8
---------	--------	-------

Toilet Baseplate

- Toilet Baseplate Covers Unsightly Cracked Tiles or Bare Floor Underneath a New or Old Toilet.
- Covers Old Floor Marks When Smaller Toilet is Installed.
- Easy Installation
- Permanent Solution



# 5672	Boxed	pk. 1/10/50
--------	-------	-------------

Toilet Paper Roller

- Plastic
- Spring Action
- Fits All Paper Holders
- White Roller w/Stepped Ends, Fits 3/8" & 5/8"



# C3450	1/Card	pk. 6/72
# 3450T	Bulk	pk. 25/500/1000

Chrome Plated Plastic Toilet Paper Roller

- Fits All Paper Holders
- 5/8" End
- Spring Action



# C3451	1/Card	pk. 6/72
# 3451	Bulk	pk. 5/25/500

Toilet Bolt Caps

- White Plastic



# C7212	Carded	pk. 6/144
---------	--------	-----------

UNIVERSAL TANK LEVERS

Classic Style Levers



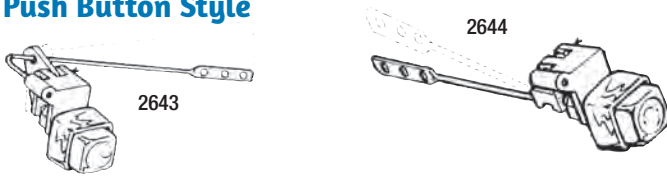
LEVER	NUT & SPUD	8" ARM	CARDED	BULK
C.P. Metal	Plastic	Steel	# C2656 pk. 3/36	# 2656 pk. 25/200
C.P. Metal	Die Cast	Steel	—	# 2657 pk. 25/200
C.P. Metal	Die Cast	Brass	# C2653 pk. 3/36	# 2653 pk. 25/200
C.P. Metal	Die Cast	Brass	Boxed	# 2653A pk. 1/100
P.B. Metal	Plastic	Steel	# C2650 pk. 3/36	—
A.B. Metal	Die Cast	Steel	—	# 5642 pk. 1/10

Economy Style Lever



LEVER	NUT & SPUD	8" ARM	CARDED	BULK
C.P. Plastic	Plastic	Plastic	—	# 2658 pk. 20/200


Push Button Style



DESCRIPTION	CARDED	BULK
Side Mount Push Button	—	# 2644 pk. 5/100
Front Mount Push Button	—	# 2643 pk. 5/100

Special Application Style

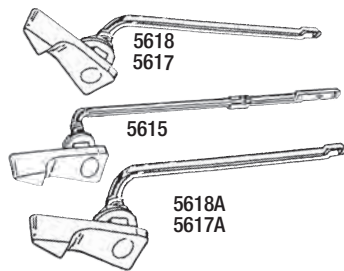
- Arm Can be Bent or Cut as Needed



LEVER	NUT & SPUD	ARM	CARDED	BULK
C.P. Metal	Die Cast	8" Flat Brass	—	# 2660 pk. 5/100
C.P. Metal	Die Cast	10" Offset Brass	—	# 2664 pk. 20/200

Cut-to-Length Style

- Plastic lever
- Plastic Spud & Nut
- Plastic Arm with Cut off
- Holes for Chain hooks
- Slots for Beaded Style Left Chains



LEVER	ARM	CARDED	BULK
Chrome Plated	Straight Arm	# C5615 3/36	# 5615 pk. 20/200
White	Straight Arm	—	# 5616 pk. 20/200
Chrome Plated	45° Arm	—	# 5618 pk. 20/200
White 4	5° Arm	—	# 5617 pk. 20/200
Chrome Plated	28° Arm	—	# 5618A pk. 20/200
White	28° Arm	—	# 5617A pk. 20/200

UNIVERSAL FLAPPERS

1 Way Flapper Tank Ball

- For Plastic Flush Valves
- Rubber
- Stainless Steel Chain



5640 Bulk pk. 6/72

2 Way Flapper Tank Ball

- Use with Trunnion Ring for Brass Flush Valves.
- Cut off Trunnion Ring for Plastic Flush Valves
- Rubber
- Stainless Steel Chain



C2640 Carded pk. 5/100
2640 Bulk pk. 20/200

Premium Blue Flapper Chemical Resistant

- Use with Trunnion Ring for Brass Flush Valves.
- Cut off Trunnion Ring for Plastic Flush Valves
- Rubberized PVC, Resists Chemicals Commonly Found in Water including Chlorine
- Vinyl Chain



C5660 Carded pk. 10/100

Premium Adjustable Flapper - Water Saver

- Turn Bulb to Adjust Amount of Water Used in Each Flush.
- Hard Plastic Body for Durability
- Stainless Steel Chain
- Silicone Seal for Chemical Resistance
- Fits most 2" Flush Valves



C5661 Carded pk. 5/50

Clear Flapper - Water Saver

- For Plastic Flush Valves
- With 4 Baffles
- Different Baffles for Different Water Usage
- Clear Vinyl Resists Chlorine
- Stainless Steel Chain



5645 Bulk pk. 5/25/100

Flapper Lift Chain

- 9" Stainless Steel
- With Hook & Bullnose



2605 Bulk pk. 25
C2605 Carded pk. 10

Beaded Chain Upper Wire

- N.P. Brass
- With Hook and Attach to Tank Lever or Lower Lift Wire
- Fits A/S Style Actuators



2604P Bulk pk. 25/100/500

BRANDED TANK LEVERS

Lever for American Standard®* Plebe

- Chrome Plated Lever
- Plastic



# 5607	Bulk	pk. 10
--------	------	--------

Lever for American Standard®*

- 5" Length Arm
- Chrome Plated Lever
- Plastic



# C2655	Carded	pk. 6
# 2655	Bulk	pk. 20

Lever for American Standard®* Straight Arm

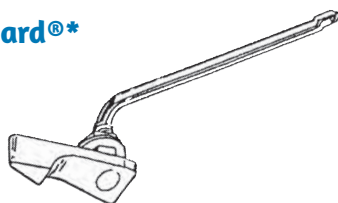
- Cut-to-Length 4", 6", 8"
- Plastic



# C5615	Chrome Plated Lever	Carded	pk. 3
# 5615	Chrome Plated Lever	Bulk	pk. 20
# 5616	White Lever	Bulk	pk. 20

Lever for American Standard®* 45° Neo-Angle Arm

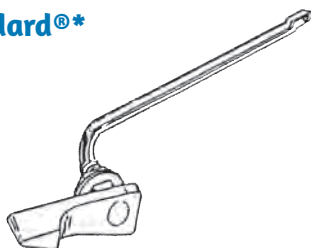
- Cut-to-Length 4", 6", 8"
- Plastic



# 5618	Chrome Plated Lever	Bulk	pk. 20
# 5617	White Lever	Bulk	pk. 20

Lever for American Standard®* 28° Arm

- Cut-to-Length 4", 6", 8"



# 5618A	Chrome Plated Lever	Bulk	pk. 20
# 5617A	White Lever	Bulk	pk. 20

Lever for Eljer®* - Side Mount



# C2645	Chrome Plated	Carded	pk. 5
# 2645	Chrome Plated	Bulk	pk. 10
# 2645B	Polished Brass	Bulk	pk. 5

BRANDED TANK LEVERS continued

Eljer®* - Touch Flush

- Chrome Plated Lever
- Plastic



# 2698	Bulk	pk. 10
--------	------	--------

Kohler®* - Side Mount

- Chrome Plated Lever



# C2678	Carded	pk. 5
---------	--------	-------

Kohler®* - Heavy Duty, Complete

- Chrome Plated Lever
- Plastic Arm, Brass Body



# 2689	Bulk	pk. 1/20
--------	------	----------

Kohler®* - Arm Only



# 2646	Brass	Bulk	pk. 5
# 2647	Plastic	Bulk	pk. 5

Mansfield®* - Brass Arm

- Chrome Plated Lever



# 2654	Bulk	pk. 5/20/100
--------	------	--------------

Mansfield®* - Blue Arm

- Blue Arm (REP. #51)
- Chrome Plated Lever
- Plastic



# C2651	Carded	pk. 5
# 2651	Bulk	pk. 5

Mansfield®* - White Arm

- White Arm (REP. #41)
- Chrome Plated Lever
- Plastic



# 2652	Bulk	pk. 10/200
--------	------	------------

Universal - Rundle®*

- Clip End
- Chrome Plated Lever
- Brass Arm



# 2680	Bulk	pk. 12/144
--------	------	------------

Brand Names mentioned in this catalog reference OEM Manufacturers. Please do not confuse AQUA PLUMB® with the OEM Mfg. whose parts these are intended to replace.

BRANDED FLAPPERS

Flapper for American Standard®*

- Replaces #47176-07
- Molded Vinyl
- Stainless Steel Chain



5611 Bulk pk. 5/25

Flapper for American Standard®*

- For Cadet® III
- 3" Oversize
- Hard Plastic
- Silicone Seal
- Replaces # 738920-100-0070A



5612 Carded pk. 1/10

Flapper for Crane®*

- TPR
- Styrofoam Float



5601P Bulk pk. 5/25

Flapper for Coast®*- White Plastic

- Also fits some A/S*, Kohler* and Toto*
- Hard Plastic
- Silicone Seal
- Stainless Steel Chain



5609 Bulk pk. 5/25

Flapper for Eljer®*

- Rubber Gasket
- Styrene Body
- Styrofoam Float
- Stainless Steel Chain



2639 Bulk pk. 5/25

Flapper for Kohler®*- Bowl Style

- Replaces #49114
- Rubber
- Stainless Steel Chain



2642 Bulk pk. 10/50

Flapper for Kohler®*- New Style

- Replaces #83064
- Rubber with Styrofoam Insert



5608 Bulk pk. 10/50

BRANDED FLAPPERS continued

Flapper for Kohler®*

- For Cimmaron
- 3" Oversize
- TPR
- Stainless Steel Chain



5613 Carded pk. 1/10

Flapper for Kohler®*

- For Class 5
- 3" Oversize
- TPR
- Stainless Steel Chain



5619 Carded pk. 1/10

Flapper for Kohler®*

- Shark Fin
- TPR
- Stainless Steel Chain



5622 Carded Shark Fin pk. 1/10

Flapper for Kohler®*

- Hinge Style
- TPR
- Stainless Steel Chain



5623 Carded T-Back pk. 1/10

Flapper for Toto®*

- For Power Gravity
- 3" Oversize



5621 Carded pk. 1/10

Flapper for Toto®*

- For G-Max
- 3" Oversize
- TPR
- Stainless Steel Chain



5620 Carded pk. 1/10

PART FOR AMERICAN STANDARD®*

Float Assembly

- Replaces #43380-07



2672 Bulk pk. 1/5

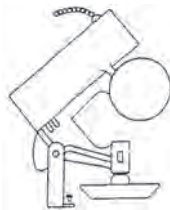
- Replaces #33642-07



2673 Bulk pk. 1/5

Flush Assembly

- Replaces #8162-07
- with Mount and Screws



2674 Bulk pk. 1/6

- Replaces #47086-07



2671 Bulk pk. 1/5

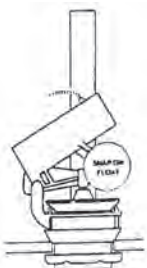
- With Mounting Kit for One-Piece Toilet
- Replaces #47107-07



2675 Bulk pk. 1/5

Flush Valve Complete

- Replaces #47089-07 & #47062-07



2670 Bulk pk. 1/5

Discs for American Standard®* Flush Valves & Actuating Units



2661 Screw On Bulk pk. 10/200

2662 Snap On Bulk pk. 10/200

PART FOR AMERICAN STANDARD®* continued

Lift Chain with Grommet and Hook



2611 Bulk pk. 10/100

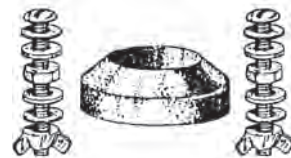
Sponge Rubber C.C. Gasket for A/S*

- Also Fits Some Briggs*, Kohler*, and Western-Pottery*



2703P Bulk pk. 25

Tank-to-Bowl Kit for A/S®* with CC Bolts



C2758 Carded pk. 6/72

Seal for A/S* Low-Boy



5603P Bulk pk. 5/25

Close Coupled Gasket

- Oversized 3" Diameter
- 3/4" Thick • Sponge Rubber
- Fits Most 3" Flush Valves Including American Standard®*



2713P Bulk pk. 10/200

Plunger for A/S®*

- Plastic
- Replaces #8339-07



2609R Bulk pk. 1/5

Ballcock Seal A/S®*

- Replaces #73070-07



2628A Bulk pk. 10/130

Brand Names mentioned in this catalog reference OEM Manufacturers. Please do not confuse AQUA PLUMB® with the OEM Mfgr. whose parts these are intended to replace.

PARTS FOR COAST®*

Ballcock Cap for 1B1 Anti-Siphon

2620 Bulk pk. 6/108



Ballcock Repair Kit for 1B1 & CoastMaster

2627R Bulk pk. 3/24



PARTS FOR CRANE®*

Sponge Rubber C.C. Gaskets for Crane

2704P Solid Bulk pk. 25/500
2720P Recessed Bulk pk. 25/500



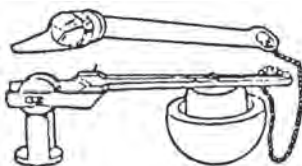
2720P

PARTS FOR ELJER®*

Touch-Flush* Assembly

• With Tank Lever, Chain, Ball & Ball Arm

2669 Bulk pk. 1/50



Tank-to-Bowl Washer

• Molded Washer

5600P Bulk pk. 25



Large Tank Ball For Eljer*

• Molded Rubber
• 2-13/16" Diameter

5656 Bulk pk. 6/144



PARTS FOR FLUIDMASTER®*

Seal for 100, 200A, and 400A

#2626 Bulk pk. 12/144



PARTS FOR FILL-PRO®*

Fill Valve Seal

• Replaces #215, #516 and #FP516

5606P Bulk pk. 10/100



FRONT

BACK

PARTS FOR GERBER®*

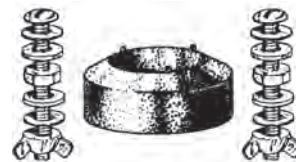
Sponge Rubber C.C. Gasket

2711P Bulk pk. 25/300



Tank-to-Bowl Kit with C.C. Bolts

C2744 Carded pk. 6/72



PARTS FOR HOOVER®*

& HOOV-R-LINE®*

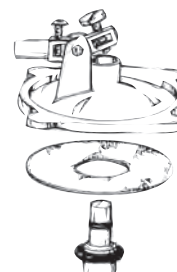
Bonnet Cap for Regular Ballcock

2618 Bulk pk. 10/200



Bonnet Cap for Anti Siphon Ballcock

2619 Bulk pk. 10/200



Brand Names mentioned in this catalog reference OEM Manufacturers. Please do not confuse AQUA PLUMB® with the OEM Mfgr. whose parts these are intended to replace.

PARTS FOR KOHLER®*

Molded Rubber C.C. Gasket



2718P Bulk pk. 10/500

PARTS FOR MANSFIELD®*

Flush Valve to Fit #211

- Individually Boxed
- 1.6 Gallon Per Flush
- Replaces #210 & #211 Flush Valves



2630 Boxed pk. 1/10

Flush Valve Seal

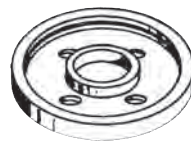
- Fits 210 and 211 Valves



2630G Bulk pk. 10/25

Flush Valve Seal

- Fits 208 and 209 Valves



2630AG Bulk pk. 5/25

Stop Cap with Foam Pad

- Fits 208, 209, 210, and 211 Flush Valves



2630BP Bulk pk. 1/10

Repair Kit #03 & #09

- Fits 208 & 209 Valves



2621R Carded pk. 3/12

PARTS FOR MANSFIELD®* continued

Repair #07



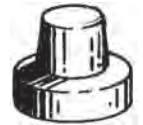
5605P Bulk pk. 10

Repair #08



5604P Bulk pk. 10

Ballcock Seat Washer



2638P Bulk pk. 10/100

FLUIDMASTER®*

Ballcock Pro45/400A

- Adjustable for 9" to 14"
- Meets All Codes
- Anti-Siphon



317280 Bulk pk. 1/25

Ballcock-400LS Leak Sentry

- Adjustable for 9" to 14"
- Prevents Wasted Water Caused by Flapper Leaks
- Anti-Siphon



317270 Bulk pk. 1/25

Flusher Fixer- 555C

- For Fixing Older or Corroded Flush Valves
- Adjustable Flush Times for Maximum Water Saving
- Chlorine Resistant



317290 Bulk pk. 1/10

Bullseye Flapper-500

- Rigid Frame for Better Alignment
- Outlasts Vinyl and Rubber



317360 Bulk pk. 20

Basic Flapper Pro 53/503

- 1 Piece Design
- 1/card



317365 Bulk pk. 20

Brand Names mentioned in this catalog reference OEM Manufacturers. Please do not confuse AQUA PLUMB® with the OEM Mfgr. whose parts these are intended to replace.

KORKY®* By LAVELLE

Standard Flapper - #54BP

- Stainless Steel Chain and Hook
- Universal Design Fits Most Toilets
- Black
- 1 Year Warranty



54BP Carded pk. 12

Red Water Saver Flapper #16BP

- Saves Up to 50% of Flushed Water
- Designed for Newer (since 1995) 1.6 Gallon Toilets
- 1.6 Gallon Flush
- S.S. Chain and Hook
- Red Compound with Stands Chemicals and Chlorine
- Less Trunnion • 1/card
- Red Rubber Resists Chlorine
- 5 Year Warranty



16BP Carded pk. 12

Plus Red Flapper #2001BR

- Stainless Steel Chain and Hook
- Universal Design Fits Most Toilets
- Red Rubber Resists Chlorine
- 5 Year Warranty
- With Trunnion



2001BP Carded pk. 12

Water Wise Fill Valve #528Z

- Protects Against: Slow Flapper Leaks
- Flapper Hang-Ups
- Flapper Handle Reset
- Fits Most Toilets
- 5 Year Warranty
- Saves Water



528Z Display Box pk. 1/12

Quiet Fill Ballcock #528

- The Original Hunter Valve
- Anti-Siphon
- Enclosed Float
- Adjusts from 5-1/2" - 11"
- Super Quiet, 2 to 5 Times Quieter Than the Competition
- Universal Fill Valve Replacement
- Fits Most Toilets
- 5 Year Warranty



528 Display Box pk. 1/12

CLOSE-COUPLED WASHERS

Universal - Fits Most



2702P 1/2" Sponge Rubber Bulk pk. 25/600

Fits American Standard®*

2703P



2713P



2703P 1-3/16" Sponge Rubber
A/S # 34602-07 Bulk pk. 25/300

2713P 3/4" Oversized Sponge Rubber Bulk pk. 10/200

Fits Crane®*



2703P



2720P

2704P 1-1/16" Sponge Rubber Bulk pk. 10/320

2720P 1-1/8" Sponge Rubber Bulk pk. 10/320
Orange

Fits Eljer®*



5600P - Molded Rubber Bulk 25/500pk.

Fits Gerber®*



2711P 1-3/16" Sponge Rubber Bulk pk. 25/300

Fits Kohler®*



2718P 11/16" Molded Rubber Bulk pk. 10/500

FLUSH VALVES

American Standard®* Style Tilt Valve Flush Valve

- Replace 47089-07



2670 Bulk pk. 1/5

Flush Valve to Fit Mansfield®* #211

- Individually Boxed
- 1.6 Gallon Per Flush
- Replaces #210 & #211 Flush Valves



2630 Boxed pk. 1/10

Brand Names mentioned in this catalog reference OEM Manufacturers. Please do not confuse AQUA PLUMB® with the OEM Mfgr. whose parts these are intended to replace.

COMPLETE SLOAN®* FLUSHVALVES

Royal Closet

ITEM#	OEM #	GPF	DESCRIPTION	Replaces Gerber®*	Replaces Coyne-Delany®*	
# 325190	Royal 110-3	3.5	1-1/2 Tailpiece with Stop	—	—	pk. 1/6
# 325230	Royal 111	1.6	1-1/2 Tailpiece with St	—	—	pk. 1/6



Royal Urinal

ITEM#	OEM #	GPF	DESCRIPTION	Replaces Gerber®*	Replaces Coyne-Delany®*	
# 325180	Royal 186-1	1.0	3/4 Tailpiece with Stop	—	—	pk. 1/6



Regal Closet

ITEM#	OEM #	GPF	DESCRIPTION	Replaces Gerber®*	Replaces Coyne-Delany®*	
# 3088014	Regal 125U	3.5	1-1/4 Back inlet Tailpiece Less Stop	—	—	pk. 1/6
# 325195	Regal 110XL	3.5	1/1/2 Tailpiece with Stop and Sweat Kit	—	—	pk. 1/6
# 325185	Regal 111	1.6	1-1/2 Tailpiece with Stop	44-760	—	pk. 1/6



Regal Urinal

ITEM#	OEM #	GPF	DESCRIPTION	Replaces Gerber®*	Replaces Coyne-Delany®*	
# 325188	Regal 186-1	1.0	3/4 Tailpiece with Stop	44-750	—	pk. 1/6



Gem Closet

ITEM#	OEM #	GPF	DESCRIPTION	Replaces Gerber®*	Replaces Coyne-Delany®*	
# 325164	Gem 2 UYGXD	3.5	1-1/4 Tailpiece Less Stop Ground Joint Tail	—	Rex R401-3	pk. 1/6
# 325165	Gem 2 112-1.6 UYGXD	1.6	1-1/4 Tailpiece Less Stop Ground Joint Tail	—	Rex R401-1	pk. 1/6
# 325160	Gem 2 112-1.6 UYG	1.6	1-1/4 Tailpiece with Stop Ground Joint Tail with stop	—	Rex R401-1	pk. 1/6
# 325170	Gem 2 112-3	3.5	1-1/4 Tailpiece with Stop	—	—	pk. 1/6



Gem Urinal

ITEM#	OEM #	GPF	DESCRIPTION	Replaces Gerber®*	Replaces Coyne-Delany®*	
# 325162	Gem 2 186-1	1.0	3/4 Tailpiece with Stop	—	Rex R426-1	pk. 1/6



Brand Names mentioned in this catalog reference OEM Manufacturers. Please do not confuse AQUA PLUMB® with the OEM Mfgr. whose parts these are intended to replace.

GENUINE PARTS FOR SLOAN®*

Diaphragm

SLOAN.



4550065 A156A Bagged pk. 1/24

Disk Top Washer

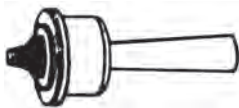
SLOAN.



4550010 A15A Bagged pk. 1/24

Handle Assembly

SLOAN.



4550090 B32A Bagged pk. 1/6

Handle Repair Kit

SLOAN.

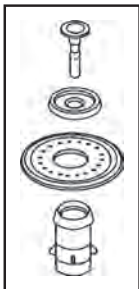


4550250 B50A Bagged pk. 1/12

Repair Kits

SLOAN.

- # 4545010 A36A For Closet-4.5 GPM Bagged pk. 1/10
- # 4545020 A37A For Urinal-1.5 GPM Bagged pk. 1/10
- # 3301038 A38A For Closet-3.5 GPM Bagged pk. 1/10
- # 3301041 A41A For Closet-1.6 GPM Bagged pk. 1/10
- # 3301044 A42A For Urinal-1.0 GPM Bagged pk. 1/10



Gem Handle Repair Kits

SLOAN.



4550160 G50A Bagged pk. 1/6

Gem Handle Assembly

SLOAN.



4550150 G143A Bagged pk. 1/6

Piston

SLOAN.



4550179 G75AC Bagged pk. 1

Gem Piston

SLOAN.



4550165 G1016A Bagged pk. 1

GENUINE PARTS FOR SLOAN®* continued—

Straight Stop

SLOAN.



4550280 Boxed OEM # H775AG pk. 1/7

Angle Stop

SLOAN.



4550212 Boxed OEM # H735AG pk. 1/8

SELF CLOSING URINAL VALVES

Lever Handle Urinal Valve

- Complete with Tailpiece and Hardware
- Chrome Plated Brass



1810A Boxed pk. 1/20

Urinal Value Elbow

- 1/2 MPT x 1/2 OD
- Chrome Plated Brass



1810C Bulk pk. 5/20

Self-Closing Push Button Urinal Valve


- Complete with Tail Piece and Hardware
- Adjustable Flange
- Chrome Plated Brass



1810B Boxed pk. 1/20

COMPLETE COYNE-DELANY®* FLUSHVALVES

- Complete with Tailpiece
- All Closet Valves



ITEM#	DESCRIPTION	GPF		
# 325700	Rex R401-3	3.5	Boxed	pk. 1
# 325710	Rex R401-1	1.6	Boxed	pk. 1
# 325755	Rex R577-3	3.5	Boxed	pk. 1
# 325760	Rex R526-3	3.5	Boxed	pk. 1
# 325765	Rex R527-3	3.5	Boxed	pk. 1
# 325775	Rex R526-1	1.6	Boxed	pk. 1
# 325776	Rex R527-1	1.6	Boxed	pk. 1

Brand Names mentioned in this catalog reference OEM Manufacturers. Please do not confuse AQUA PLUMB® with the OEM Mfg. whose parts these are intended to replace.

GENUINE COYNE-DELANY®* PARTS

Repair Kit, Yellow



ITEM#	OEM #	DESCRIPTION	PACK
# 4570120	R107-KC R107-3KC	Closet Repair Kit «Yellow»	Bulk pk. 1/10
# 4570130	107-KU	Urinal Repair Kit «Yellow»	Bulk pk. 1/10

Closet Rebuild Kit



ITEM#	OEM #	DESCRIPTION	PACK
# 4570123	R107-16KC	Closet Rebuild Kit	Hanger Card pk. 1/5
# 4570158	R107-1.6AC	Closet Rebuild Kit	Hanger Card pk. 1/5
# 4570110	R107-3AC	Closet Rebuild Kit	Hanger Card pk. 1/5


Urinal Rebuild Kit



ITEM#	OEM #	DESCRIPTION	PACK
# 4570157	R107-1AU	Urinal Rebuild Kit	Hanger Card pk. 1/5

Handle Assembly

- Chrome Plated Brass



ITEM#	OEM #	DESCRIPTION	PACK
# 4570090	R35A	Handle Assembly	Bulk pk. 1/5
# 4570100	R333A	Handle Assembly	Bulk pk. 1/5

AFTERMARKET COYNE-DELANY®* PARTS

Handle Assembly for Coyne-Delany®*

- Replaces R35A
- Made in USA
- Chrome Plated



CDR35A Labeled Bag pk. 1/5

Handle Assembly for Delany®*, Flushboy®*, & Rex®*

- Replaces R333A
- Made in USA
- C.P



CDR333A Labeled Bag pk. 1/5

Diaphragm Assembly for 3.5 GPF Delany®*, Rex®*

- Replaces R107-3AC
- Made in USA



CDRA3 Labeled Bag pk. 1/5

AFTERMARKET COYNE-DELANY®* PARTS continued

3.0 GPF Closet Repair Kit-Yellow Kit

- Replaces R107-3KC
- Made in USA



CDRK3 Bulk pk. 1/10

1.5 GPF urinal Repair Kit -Yellow Kit

- Replaces R107-KU
- Made in USA



CDRK1 Labeled Bag pk. 1/10

1.0 GPF urinal Repair Kit-Yellow Kit

- Replaces R107-1KU
- Made in USA



CDR1KU Labeled Bag pk. 1/10

Flexer/ Seal for Coyne-Delany®*

- Replaces R222-3
- Made in USA



CDR2223 Labeled Bag pk. 5/25

1.5 GPF Diaphragm Assembly for Closet

- Replaces R107-1.6AC
- Made in USA



CDRA1 Labeled Bag pk. 1/5

Rubber Vacuum Breaker Sleeve

- Replaces R427
- Made in USA



CDR427 Labeled Bag pk. 5/100

Operating Stem

- Replaces R223-2
- Made in USA



CDR2232 Labeled Bag pk. 5/25

Brand Names mentioned in this catalog reference OEM Manufacturers. Please do not confuse AQUA PLUMB® with the OEM Mfrgr. whose parts these are intended to replace.

AFTERMARKET PARTS FOR SLOAN®* & GERBER®*

Diaphragm for Sloan®* & Gerber®*

- Replaces A156A & A56A



SLA156A Labeled Bag pk. 3/36

Disk Top Washer for Sloan®* & Gerber®*

- Replaces A15A



SLA15A Labeled Bag pk. 3/36

Relief Valve for Sloan* Gerber* Closet

- White
- Replaces A19AC
- Packed in Labeled Bag



SLA19AC Labeled Bag pk. 1/10

Relief Valve for Sloan* Gerber* Urinal

- Black
- Replaces A19AU
- Packed in Labeled Bag



SLA19AU Labeled Bag pk. 1/10

Vacuum Breaker Assembly

- Complete with C.P. Brass Nut & Rubber Vacuum Breaker
- Fits Sloan®, Gerber®, Delany® and Zurn®
- Chrome Plated Brass



ITEM#	REPLACES	DESCRIPTION		
# 325000	V500AA	1-1/2 x 1-1/4 x 9	Bulk	pk. 1
# 325020	V500AA	1-1/2 x 1-1/2 x 9	Bulk	pk. 1
# 324990	V500AA	1-1/2 x 3/4 x 9	Bulk	pk. 1

AFTERMARKET PARTS FOR SLOAN®* & GERBER®*

Rubber Vacuum Breaker Assembly - For Sloan®*, Gerber®*, Delany®* & Zurn®*

- Replaces V551 & 427A



SLV551 Bulk pk. 10/50

O-Rings for Sloan®* Stop Valve



Cat. No.	I.D.	O.D.	Wall		
123-70AP	1-3/16"	1-3/8"	3/32"	Bulk	pk. 20/bag

Guide for Sloan®* Royal®* & Regal®*

- Plastic
- Replaces A163A



SLA163A Labeled Bag pk. 1/25/200

Shut-Off Valve Repair Kit for Sloan®* & Gerber®*

- Replaces H543

SLH543A Labeled Bag 3/4" pk. 1/10



- Replaces H541

SLH541A Labeled Bag 1" pk. 1/10

Handle Assembly for Sloan®* & Gerber®*, Royal®*, & Regal®*

- CP Brass
- Replaces B32A



SLB32A Labeled Bag pk. 1/10

Handle Repair Kit for Sloan* & Gerber*

- Replaces B50A

SLB50A Labeled Bag pk. 5/25



Brand Names mentioned in this catalog reference OEM Manufacturers. Please do not confuse AQUA PLUMB® with the OEM Mfgr. whose parts these are intended to replace.

AFTERMARKET PARTS FOR SLOAN®* & GERBER®*

Handle Seal for Sloan®* & Gerber®*



- Replaces B39

SLB39 Labeled Bag pk. 12/72

Inside Cover for Sloan®*, Royal®*, Regal®* and Gerber®*

- Plastic



- Replaces A71 New Style

SLA71 Labeled Bag pk. 1/10

Shut-Off Cover - Vandal Proof

- CP ABS, with Hex Wrench



- Replaces H1009A

SLH1009A Labeled Bag 3/4" pk. 1/10

- Replaces H1010A

SLH1010A Labeled Bag 1" pk. 1/10

Piston Assembly/Cartridge for Sloan®* Gem®* Closet



- Replaces G1003A

SL1003A Labeled Bag pk. 1/5

Piston Assembly/Cartridge for Sloan®* Gem®* Urinal

- Replaces G1002A



SLG1002A Labeled Bag pk. 1/5

Closet Repair Kit - 1.6 GPF for Sloan®* & Gerber®*

- Replaces A41A



SLA41A Boxed pk. 1/10

Closet Repair Kit - 3.5 GPF for Sloan®* & Gerber®*

- Replaces A38A



SLA38A Boxed pk. 1/10

AFTERMARKET PARTS FOR SLOAN®* & GERBER®*

Closet Repair Kit - 4.5 GPF for Sloan®* & Gerber®*



SLA36A Boxed pk. 1/10

Urinal Repair Kit - 1.5 GPF for Sloan®* & Gerber®*

- Replaces A37A



SLA37A Boxed pk. 1/10

Master Repair Kit for Sloan®* & Gerber®* Closet

- Completely Rebuild Valve, Stop, Vacuum Breaker & Handle
- Combines A38A, B50P, V551 & H584 into One Kit!
- With All Necessary Seals (Not Pictured)



SLMK Labeled Bag pk. 1/10

Cartridge for Flushmate®*

- Replaces C100500K
- For All Brands of Pressure Assist Toilets



SLFMC Labeled Bag pk. 1/5

Flushometer Wrench

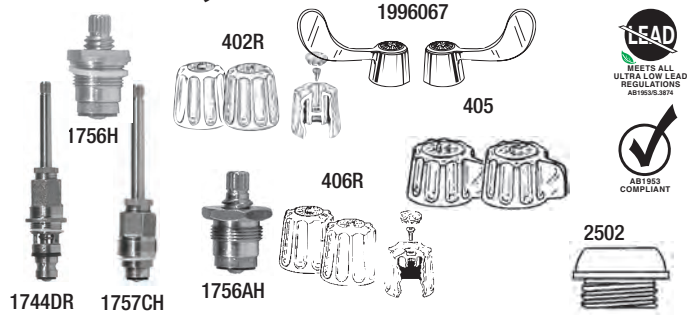
- Angled Lead to Fit in Cramped Spaces
- Smooth Jaws Protect Chrome Finishes
- Fits 1-1/8" Through 2-5/8"
- Use Anywhere That You Need to Protect the Finish!



TW-9 Bulk pk. 1/5


Brand Names mentioned in this catalog reference OEM Manufacturers. Please do not confuse AQUA PLUMB® with the OEM Mfg. whose parts these are intended to replace.

PARTS FOR GERBER*



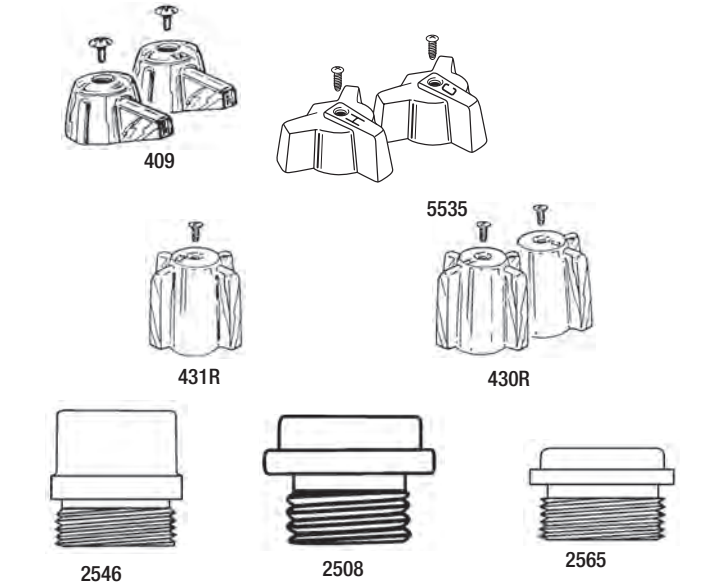
ITEM #	AB1953	TYPE	DESCRIPTION	PUT-UP	PACK
# 1756C	*	Stem	Cold for Lav./Kitchen	Bulk	pk. 10/100
# C1756C	*	Stem	Cold for Lav./Kitchen	1/Card	pk. 4/48
# 1756H	*	Stem	Hot for Lav./Kitchen	Bulk	pk. 10/100
# C1756H	*	Stem	Hot for Lav./Kitchen	1/Card	pk. 4/48
# 1756AC	*	Stem	Cold for Lav./Kit. (Old Style)	Bulk	pk. 10/100
# 1756AH	*	Stem	Hot for Lav./Kit. (Old Style)	Bulk	pk. 10/100
# 1757CH		Stem	H/C for Tub & Shower	Bulk	pk. 10/50
# C1757CH		Stem	H/C for Tub & Shower	1/Card	pk. 4/48
# 1744D		Stem	Div. for Tub & Shower	Bulk	pk. 10/50
# C1744D		Stem	Div. for Tub & Shower	1/Card	pk. 4/48
# 405		Handles	Lav./Kitchen	Bulk	pk. 5/25
# C405		Handles	Lav./Kitchen	Pr/Card	pk. 5/25
# 402		Handles	Tub-Long Broach	Bulk	pk. 5/25
# C402		Handles	Tub-Long Broach	Pr/Card	pk. 1/12
# 402A		Handle	Diverter-Long Broach	Bulk	pk. 5/25
# C402A		Handle	Diverter-Long Broach	1/Card	pk. 1/12
# 406		Handles	Tub -Short Broach	Bulk	pk. 5/25
# C406		Handles	Tub-Short Broach	Pr/Card	pk. 1/12
# 406A		Handle	Diverter-Short Broach	Bulk	pk. 5/25
# C406A		Handle	Diverter-Short Broach	1/Card	pk. 1/12
# 1996067		Handles	Wrist/Blade	Bulk	pk. 5/25
# 2502P	*	Seats	5/8" x 20T	Bulk	pk. 10
# 2502R	*	Seats	5/8" x 20T	Pr/Card	pk. 5/25

PARTS FOR DELTA*/DELEX*



ITEM #	AB1953	TYPE	DESCRIPTION	PUT-UP	PACK
# 1740CH	*	Stem	Hot or Cold	Bulk	pk. 10/100
# C1740CH	*	Stem	H & C w/Seats & Spring	1/Card	pk. 4/48
# C1706D		Stem	Diverter	1/Card	pk. 4/40
# C1706AD		Stem	Extension	1/Card	pk. 4/40
# C342		Handles	Acrylic Hot & Cold	Pr/Card	pk. 1/12
# 342P		Handles	Acrylic Hot & Cold	Pr/Bulk	pk. 5/100
# 423P		Handles	C.P. Hot & Cold	Pr/Bulk	pk. 5/25

PARTS FOR CENTRAL*



ITEM #	AB1953	TYPE	DESCRIPTION	PUT-UP	PACK
# 1760C	*	Stem	Cold for Lav/Kit	Bulk	pk. 10/100
# C1760C	*	Stem	Cold for Lav/Kit	1/Card	pk. 4/40
# 1760H	*	Stem	Hot for Lav/Kit	Bulk	pk. 10/100
# C1760H	*	Stem	Hot for Lav/Kit	1/Card	pk. 4/40
# 1707CH	*	Stem	New Style Tub/Shower	Bulk	pk. 10/50
# C1707CH		Stem	New Style Tub/Shower	1/Card	pk. 4/40
# C1005D		Stem	New Style Diverter	1/Card	pk. 10/50
# 1781CH		Stem	Old Style Tub/Shower	Bulk	pk. 10/50
# C1781CH		Stem	Old Style Tub/Shower	1/Card	pk. 4/40
# 1030CH		Stem	Old Style Tub/Shower OT	Bulk	pk. 10/50
# C1043D		Stem	Old Style Diverter	1/Card	pk. 4/40
# C409		Handle	Lav and Kitchen	Pr/Card	pk. 1/12
# C430		Handle	Tub and Shower	Pr/Card	pk. 6
# C431		Handle	Diverter	1/Card	pk. 6
# 5535		Handle	Tri-Point	Bulk	pk. 5/25
# 2508P	*	Seat	1/2" x 24T	Bulk	pk. 10
# 2546P	*	Seat	5/8" x 24T	Bulk	pk. 10
# 2565P	*	Seat	9/16" x 27T	Bulk	pk. 10

Brand Names mentioned in this catalog reference OEM Manufacturers. Please do not confuse AQUA PLUMB® with the OEM Mfr. whose parts these are intended to replace.


PARTS FOR SAVOY*



ITEM #	AB1953	TYPE	DESCRIPTION	PUT-UP	PACK
# 1074C	*	Stem	Cold for Lav/Kit Rep#A-68	Bulk	pk. 10/50
# 1074H	*	Stem	Cold for Lav/Kit Rep#A-68	Bulk	pk. 10/50
# 5312C	*	Stem	Cold for Lav/Kit Rep#A-55	Bulk	pk. 10/50
# 5312H	*	Stem	Hot for Lav/Kit Rep#A-55	Bulk	pk. 10/50
# 1081CH		Stem	Hot/Cold for Tub/Shower Rep#A-56	Bulk	pk. 10/50
# 1085CH		Stem	Hot/Cold for Tub/Shower Rep#A-46	Bulk	pk. 10/50
# 1025CH		Stem	Hot/Cold for Tub/Shower Rep#A-1&134A	Bulk	pk. 10/50
# 5356CH		Stem	Hot/Cold for Tub/Shower	Bulk	pk. 1/25
# 1095D		Stem	Diverter for Tub/Shower Rep#A-47	Bulk	pk. 1/25
# 5354D		Stem	Diverter for Tub/Shower	Bulk	pk. 1/25
# 336		Handles	Canopy lever Lav/Kitchen	Pr/Bag	pk. 5/25
# 337		Handles	Canopy Tub/Shower	Pr/Bag	pk. 5/25
# 2564P		Seats	35/64"(9/16") x20T	Bulk	pk. 10/500

PARTS FOR PRICE-PFISTER*

Lavatory & Kitchen Stems



ITEM #	AB1953	DESCRIPTION	REF#	Put-Up	PACK
# 1753C	*	P/P* Type 910-074 Sink-Cold		Bulk	pk. 10
# 1753H	*	P/P* Type 910-074 Sink-Hot		Bulk	pk. 10
# 1751CH	*	P/P* Type 910-392 Stem		Bulk	pk. 10
# 1779CH	*	P/P* Type 910-681-Hot/Cold		Bulk	pk. 10
# 1059CH	*	P/P* Type 910-651-Hot/Cold		Bulk	pk. 10
# 1058CH	*	P/P* Type 910-402-Hot/Cold		Bulk	pk. 10
# C1753C	*	P/P* Type 635-24 Sink-Cold	1H-1C	Carded	pk. 4
# C1753H	*	P/P* Type 635-24 Sink-Hot	1H-1H	Carded	pk. 4
# C1751CH	*	P/P* Type 910-392 Stem-H/C	2H-1HC	Carded	pk. 4
# C1779CH	*	P/P* Type 910-681-Hot/Cold	3H-8HC	Carded	pk. 4

PARTS FOR PRICE-PFISTER* continued

Lavatory & Kitchen Rebuild Kits



ITEM #	DESCRIPTION	Put-Up#	PACK
# 85001	P/P* Verve Lav	Clamshell	pk. 6/24
# 85004	P/P* Windsor Lav	Clamshell	pk. 6/24
# 85005	P/P* Marquis Lav	Clamshell	pk. 6/24

Tub & Shower Rebuild Kits

ITEM #	DESCRIPTION	Put-Up	PACK
# 85000	P/P* Verve Tub- 3 Handle	Clamshell	pk. 4/12
# 85002	P/P* Windsor Tub- 3 Handle	Clamshell	pk. 4/12

Tub & Shower Stems- Carded

ITEM #	DESCRIPTION	REF#	Put-Up	PACK
# C1754CH	P/P* Type Shower	12H-2HC	Carded	pk. 4
# C1759D	P/P* Tub Diverter Stem	12H-4D	Carded	pk. 4

Tub & Shower Stems- Bulk

ITEM #	DESCRIPTION	Put-Up	PACK
# 1754CH	P/P* Type Shower Old Style	Bulk	pk. 10
# 1741CH	P/P* Type Shower New Style	Bulk	pk. 10
# 1759D	P/P* Type Tub Div. Stem	Bulk	pk. 10
# 1679	P/P* Diverter Washer (Poly)	Bulk	pk. 10/100

Trim for 2 & 3 Handle Tub/Shower Faucets

ITEM #	DESCRIPTION	Put-Up#	PACK
# 0247	Shower Bell Escutcheon	Bulk	pk. 5/50
# 0248	Threaded Escutcheon Nipple	Bulk	pk. 10/100
# 0246	Lavatory Escutcheon	Bulk	pk. 5/50
# 5180	Round Escutcheon W/Set-Screw	Bulk	pk. 5/250
# 5171	Escutcheon Tube (Sleeve)	Bulk	pk. 5/400

*Brand Names mentioned in this catalog reference OEM Manufacturers. Please do not confuse AQUA PLUMB® with the OEM Mfg. whose parts these are intended to replace.

PARTS FOR PRICE-PFISTER* continued

Direct Fit Faucet Handles



ITEM #	DESCRIPTION	Put-Up	PACK
# C383	P/P* Verve Lav., Pr	Carded	pk. 6
# C384	P/P* Verve Tub., Pr	Carded	pk. 6
# C382	P/P* Verve* Div., Ea	Carded	pk. 6
# 383	P/P* Verve Lav., Pr	Bulk	pk. 10
# 384	P/P* Verve Tub, Pr	Bulk	pk. 10
# 382	P/P* Verve* Div., Ea	Bulk	pk. 10
# 386	P/P* Marquis* Lav., Pr	Bulk	pk. 10
# 387	P/P* Marquis* Tub., Pr	Bulk	pk. 5
# C365	P/P* Windsor* Lav., Pr	Carded	pk. 6
# C368	P/P* Windsor* Div., Ea	Carded	pk. 6
# C367	P/P Windsor* Tub, Pr	Carded	pk. 6
# 365	P/P* Windsor* Lav., Pr	Bulk	pk. 5
# 381P	P/P* Crown Jewel Lav., Pr	Bulk	pk. 10

Faucet Seats



2501



2500



ITEM #	DESCRIPTION	PUT-UP	PACK
# 2500P	P/P* 1/2" x 20T	Bulk	pk. 10/100
# 2501P	P/P* 21/32" x 18T	Bulk	pk. 10/100

Single Handle Repair



ITEM #	DESCRIPTION	Put-Up	PACK
# C1728	P/P* AVANTE CARTRIDGE	Clamshell	pk. 4

COMPLETE FAUCET REBUILD KITS

Tub & Shower Rebuild Kits

These faucet repair kits feature replacement parts for most brand name tub and lavatory faucets. Conveniently packaged with all of the necessary parts, each kit is self-contained, making it a smart choice for both Contractor and Do-it-Yourself. Installation instructions, along with helpful tools, and required tools are featured on every package.



ITEM #	DESCRIPTION	Put-Up	PACK
# 85049	Central* Tub, Old Style	Clamshell	pk. 4/12
# 85050	Central* Tub, New Style	Clamshell	pk. 4/12
# 85008	Delta* Tub Single Lever	Clamshell	pk. 4/12
# 85027	Gerber* Tub 3- Handle	Clamshell	pk. 4/12
# 85006A	Mixit* Tub/Shower Single Handle	Clamshell	pk. 4/12
# 85009	Moen* Tub Single Lever	Clamshell	pk. 4/12
# 85000	Price-Pfister* Verve Tub- 3 Handle	Clamshell	pk. 4/12
# 85002	Price-Pfister* Windsor Tub- 3 Handle	Clamshell	pk. 4/12
# 85019	Sayco* Tub- 3 Handle	Clamshell	pk. 4/12
# 85018	Sterling* Tub 3- Handle	Clamshell	pk. 4/12

Lavatory & Kitchen Rebuild Kits

These faucet repair kits feature replacement parts for most brand name tub and lavatory faucets. Conveniently packaged with all of the necessary parts, each kit is self-contained, making it a smart choice for both Contractor and Do-it-Yourself. Installation instructions, along with helpful tools, and required tools are featured on every package.



ITEM #	DESCRIPTION	Put-Up	PACK
# 85045	Central* Lav	Clamshell	pk. 6/24
# 85048	Delta* Single Handle Lav	Clamshell	pk. 6/24
# 85011	Gerber* Lav	Clamshell	pk. 6/24
# 85047	Moen* Kitchen	Clamshell	pk. 6/24
# 85001	Price-Pfister* Verve Lav	Clamshell	pk. 6/24
# 85004	Price-Pfister* Windsor Lav	Clamshell	pk. 6/24
# 85005	Price-Pfister* Marquis Lav	Clamshell	pk. 6/24
# 85022	Sayco* Lav	Clamshell	pk. 6/24
# 85024	Sterling* Lav	Clamshell	pk. 6/24
# 85023	Streamway* Lav	Clamshell	pk. 6/24
# 85017	Valley* Lav	Clamshell	pk. 6/24

*Brand Names mentioned in this catalog reference OEM Manufacturers. Please do not confuse AQUA PLUMB® with the OEM Mfr. whose parts these are intended to replace.

O-RINGS

Order the Number of Bags You Want!! All Packed 20/bag



CAT. NO.	I.D.	O.D.	WALL	REFERENCE #
# 006-70AP	1/8"	1/4"	1/16"	—
# 007-70AP	5/32"	9/32"	1/16"	—
# 008-70AP	3/16"	5/16"	1/16"	R-79
# 009-70AP	7/32"	11/32"	1/16"	—
# 010-70AP	1/4"	3/8"	1/16"	R-46
# 011-70AP	5/16"	7/16"	1/16"	R-44
# 012-70AP	3/8"	1/2"	1/16"	R-57
# 013-70AP	7/16" (27/64")	9/16" (35/64")	1/16" (5/64")	R-68
# 014-70AP	1/2" (31/64")	5/8" (39/64")	1/16" (5/64")	R-42 & R-64
# 015-70AP	9/16"	11/16"	1/16"	—
# 016-70AP	5/8"	3/4"	1/16"	R-71
# 017-70AP	11/16" (41/64")	13/16" (51/64")	1/16" (5/64")	R-80
# 018-70AP	3/4"	7/8"	1/16"	R-59
# 019-70AP	13/16"	15/16"	1/16"	R-78
# 020-70AP	7/8" (27/32")	1"	1/16"	R-69
# 021-70AP	15/16"	1-1/16"	1/16"	R-65
# 023-70AP	1-1/16"	1-3/16"	1/16"	R-62
# 024-70AP	1-1/8"	1-1/4"	1/16"	R-74
# 025-70AP	1-3/16"	1-5/16"	1/16"	—
# 027-70AP	1-5/16"	1-7/16"	1/16"	—
# 030-70AP	1-5/8"	1-3/4"	1/16"	R-76
# 110-70AP	3/8" (19/32")	9/16" (39/64")	3/32" (7/64")	R-50 & R-70
# 111-70AP	7/16"	5/8"	3/32"	R-47
# 112-70AP	1/2" (29/64")	11/16" (21/32")	3/32"	R-43
# 113-70AP	9/16"	3/4"	3/32"	R-48
# 114-70AP	5/8"	13/16"	3/32"	R-51

CAT. NO.	I.D.	O.D.	WALL	REFERENCE #
# 115-70AP	11/16"	7/8"	3/32"	R-49
# 116-70AP	3/4"	15/16"	3/32"	R-52
# 119-70AP	15/16"	1-1/8"	3/32"	R-72
# 120-70AP	1"	1-3/16"	3/32"	R-63
# 123-70AP	1-3/16"	1-3/8"	3/32"	R-82
# 125-70AP	1-5/16"	1-1/2"	3/32"	—
# 127-70AP	1-7/16"	1-5/8"	3/32"	R-61
# 129-70AP	1-9/16" (1-35/64")	1-3/4"	3/32" (7/64")	R-81
# 136-70AP	2" (1-31/32")	2-3/16"	3/32" (7/64")	R-77
# 203-70AP	5/16" (19/64")	9/16" (37/64")	1/8" (9/64")	R-66
# 204-70AP	3/8" (13/32")	5/8" (19/32")	1/8"	—
# 205-70AP	7/16" (15/32") (27/64")	11/16" (23/32") (45/64")	1/8" (9/64")	R-55
# 207-70AP	9/16"	13/16"	1/8"	—
# 210-70AP	3/4"	1"	1/8"	R-45
# 211-70AP	13/16"	1-1/16"	1/8"	R-53
# 212-70AP	7/8"	1-1/8"	1/8"	R-56
# 213-70AP	15/16"	1-3/16"	1/8"	R-73
# 214-70AP	1"	1-1/4"	1/8"	—
# 215-70AP	1-1/16"	1-5/16"	1/8"	—
# 216-70AP	1-1/8"	1-3/8"	1/8"	R-58
# 217-70AP	1-3/16"	1-7/16"	1/8"	—
# 219-70AP	1-5/16" (1-7/32")	1-9/16"	1/8"	R-67
# 220-70AP	1-3/8"	1-5/8"	1/8"	—
# 221-70AP	1-7/16"	1-11/16"	1/8"	—
# 222-70AP	1-1/2"	1-3/4"	1/8"	—

CAP-THREAD GASKETS

All Bagged 25/100/1000



CAT. NO.	I.D.	O.D.	THICKNESS	MATERIAL	FITS
# 1600P	23/32"	7/8"	1/16"	Poly	
# 1601P	7/8"	1-1/16"	1/16"	Poly	Gerber Tub
# 1602P	3/4"	7/8"	1/16"	Poly	Gerber Lav.
# 1603P	55/64"	15/16"	3/64"	Poly	
# 1605P	21/32"	3/4"	1/32"	Poly	
# 1606P	25/32"	1-3/32"	1/8"	Cork	Crane
# 1607P	27/32"	1-1/64"	3/32"	Cork	Chicago
# 1608P	13/16"	15/16"	1/16"	Poly	
# 1610P	1"	1-1/4"	1/16"	Fibre	
# 1611P	15/16"	1-1/16"	1/16"	Poly	
# 1613P	3/4"	29/32"	1/16"	Fibre	
# 1615P	13/16"	31/32"	1/16"	Fibre	
# 1616P	3/4"	1"	1/16"	Fibre	
# 1617P	7/8"	1-1/8"	1/32"	Fibre	
# 1618P	13/16"	1"	1/16"	Fibre	
# 1620P	7/8"	1-1/8"	1/16"	Fibre	
# 1622P	7/8"	1-3/16"	1/16"	Fibre	

O-Ring Assortment Kit

- 225 Pieces in Clear Plastic Compartment Box
- 12 Sizes - Fits Most Applications
- Size Chart on Inside of Box
- For Faucet Stems
- Also Used as Spacers
- Many Other Uses



ORA225 Display Box pk. 1/24

O-Ring Removal Tool

- Used to Remove O-Rings & Other Washers



1130P Bulk pk. 5/25

Deluxe O-Ring and Washer Pick

- Heavy Cast Hex Shape Body
- 2 Different Hooks for Different Styles of Rings and Washers



97878 Bulk pk. 50/100

REPAIR PARTS

48 pc. Bibb Washers & Screws

- Molded of Tough Neoprene for Hot/Cold Water. Contains 00, 0, 1/4, 1/4I & 3/8 Beveled and Flat Washers Plus Screws.



C1623 Carded pk. 6/144

Stem Packing

- 3/32" x 2' Graphite Coated Stem Packing
- Can Be Used to Replace Packing
- Also Used on Valves



C1699 Carded pk. 6/144

Brass Faucet Bibb Screws

- Contains 3 Each of All 6 Sizes



C1660 Carded pk. 6/144

Bibb Washers

- Molded of Tough Neoprene for Hot/Cold Water
- Contains 3 Each of Sizes 000 Through 5/8



C1640 Flat Carded pk. 6/144

C1620 Beveled Carded pk. 6/144

O-Rings

- Molded of Tough Nitrile for Hot/Cold Water
- Low Swell
- Contains 3 Each of Popular Sizes



C7900 Small - #010, #011, #014, #110 & #111 Carded pk. 6/144

C7901 Medium - #015, #113, #114, #115 & #116 Carded pk. 6/144

C7902 Large - #214, #024, #125, #218 & #219 Carded pk. 6/144

Cap Thread Gasket

- Contains 3ea of 6 Different Sizes that Fit 80% of the Stems on the Market, Including All Popular Models



C1600 Carded 6/144

Faucet Bibb Screws

- Brass

1670 3/8" x 8-32 Bulk pk. 100/bag

1671 3/8" x 10-24 Bulk pk. 100/bag

1671A 3/8" x 10-32 Bulk pk. 100/bag

1672 1/2" x 8-32 Bulk pk. 100/bag

1673 1/2" x 10-24 Bulk pk. 100/bag

1673A 1/2" x 10-32 Bulk pk. 100/bag



REPAIR PARTS continued

Home-Pac Bibb Washer & Screw Kits

- Each Counter Display Comes with 24 Individual Bibb Washer & Screw Kits in Reclosable Boxes.
- Each Individual Kit Has 21 Washers & 3 Screws.



7772010 Boxed Flat pk. 1

7772020 Boxed Beveled pk. 1

BIBB WASHERS

- Bibb Washers Are Sold By the Can of 100 Pieces.

- Order number of cans you want!



Beveled Washers

SIZE	ACTUAL OD	IMPORT	DOMESTIC
00	1/2"	# 7860020 pk. 100/can	# 7810010 pk. 100/can
0	1/2"	# 7860025 pk. 100/can	— pk. 100/can
1/4S	17/32"	—	# 7810020 pk. 100/can
1/4	9/16"	# 7860040 pk. 100/can	# 7810030 pk. 100/can
1/4L	19/32"	# 7860050 pk. 100/can	# 7810040 pk. 100/can
3/8	5/8"	# 7860060 pk. 100/can	# 7810050 pk. 100/can
3/8M	21/32"	# 7860070 pk. 100/can	# 7810060 pk. 100/can
3/8L	11/16"	# 7860080 pk. 100/can	# 7810070 pk. 100/can
1/2	3/4"	# 7860090 pk. 50/can	# 7810080 pk. 50/can
1/2L	25/32"	# 7860100 pk. 50/can	— pk. 50/can
5/8	13/16"	—	# 7810100 pk. 50/can
1	1-1/8"	—	# 7810140 pk. 25/can
Assortment		# 7860010 pk. 100/can	—

Flat Washers

SIZE	ACTUAL OD	IMPORT	DOMESTIC
00	1/2"	# 7860130 pk. 100/can	— pk. 100/can
0	1/2"	# 7860135 pk. 100/can	# 7810170 pk. 100/can
1/4S	17/32"	—	# 7810180 pk. 100/can
1/4	9/16"	# 7860150 pk. 100/can	# 7810190 pk. 100/can
1/4L	19/32"	# 7860160 pk. 100/can	# 7810200 pk. 100/can
3/8	5/8"	# 7860170 pk. 100/can	# 7810210 pk. 100/can
3/8M	21/32"	# 7860180 pk. 100/can	# 7810220 pk. 100/can
3/8L	11/16"	# 7860190 pk. 100/can	# 7810230 pk. 100/can
1/2	3/4"	# 7860200 pk. 100/can	# 7810240 pk. 100/can
1/2L	25/32"	# 7860210 pk. 100/can	# 7810250 pk. 100/can
5/8	13/16"	# 7860220 pk. 50/can	# 7810260 pk. 100/can
1	1-1/8"	—	—

FAUCET AERATORS 6/Tube "Plumbers Pack"

- Dual Thread
- 2.2 GPM at 60 PSI



0801T Bulk pk. 1/8

Dual Thread Aerator

- Chrome Plated Brass
- 2.2 GPM at 60 PSI



0801 Bulk pk. 25/500
C0801 Carded pk. 12/144
0801A Slotted pk. 25/500

Dual Thread Aerator 1.5 GPM (Water Saving)

- With Flow Restrictors to Meet Flow Rate Regulations of 1.5 GPM at 60 PSI



5301 Bulk pk. 25/500

Swivel Stream Aerator

- 2.2 GPM at 60 PSI
- Fits Most Faucet Spouts with Internal & External Threads



C0805W Carded pk. 12/72

Flexi-Neck Aerator

- Fits Most Faucet Spouts
- White Rubber Body
- Stainless Steel Plate



C0819 Slip-On Carded pk. 12/48
C0818 Thread-On Carded pk. 12/48

FAUCET AERATORS continued

Chrome Plated Brass Aerators

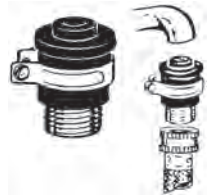
- Chrome Plated Brass
- 2.2 GPM at 60 PSI



DESCRIPTION	THREAD	CARDED	Bulk
Standard Male C.P.	15/16" x 27T	# C0803 pk.6/144	# 0803 pk. 25/100
Standard Female C.P.	55/64" x 27T	# C0806 pk.6/144	# 0806 pk. 25/100
Small Male C.P. (Fits P/P*, Chicago*, Kohler*)	13/16" x 27T	# C0807 pk.6/144	# 0807 pk. 25/100
Small Female C.P. (Fits P/P*, Chicago*, Kohler*)	3/4" x 27T	# C0808 pk.6/144	# 0808 pk. 25/100

Hose Adapter For Non-Threaded Faucets

- Rubber/Brass
- Permits Use on Non-Threaded Spouts
- Comes with Extra Collar to Fit Smaller Faucets



0174 Bulk pk. 5/25

Aerator Thread Gauge

- Plated Aluminum
- All Male & Female Threads



AG Bulk pk. 1/10

AERATOR PARTS

Aerator Washers-Rubber

# 0841P	Washer for Small Female	Bulk	pk. 100
# 0842P	Washer for Standard Male	Bulk	pk. 100
# 0843P	Washer for Standard Female	Bulk	pk. 100
# 0844P	Washer for Dual Thread (Used Together with 0843P)	Bulk	pk. 100



Aerator Screens-Stainless Steel

# 0850P	Standard Aerator	dia. .715"	Bulk	pk. 100
# 0851P	Small Aerators	dia. .620"	Bulk	pk. 100



Metal Aerator Flow Restrictor

0809P Bulk pk. 10/100



AERATOR ADAPTERS

Aerator Adapters

- Chrome Plated Brass
- With Washers



DESCRIPTION	SIDE «A»	SIDE «B»	CARDED PK. 6/144	Bulk PK. 10/100
Male Adapter (Fits Delta* American Std.*)	55/64" x 27T M	15/16" x 27T M	# C0830	# 0830P
Male Adapter (Fits Kohler* Union*, Savoy)	55/64" x 27T M	13/16" x 27T M	# C0831	# 0831P
Female Adapter (Fits Price- Pfister*, Kohler*)	3/4" x 27T F	13/16" x 27T M	# C0832	# 0832P

Aerator Hose Adapters

- Chrome Plated Brass
- With Washers



CARDED PK. 6/12	Bulk PK. 10/50	Side A	Side B	
# C0833	# 0833P	Standard Dual Thread	Male Garden Hose	pk. 6/144
# C0834	—	55/64" x 27T Male	Female Garden Hose	pk. 6/144

SNAP COUPLERS

Large Snap Couplers



CARDED PK. 6/12	Bulk PK. 10/100	DESCRIPTION	THREADS	MATERIAL
# C0810	# 0810P	Nipple w/Built-in Aerator	Standard Dual	Chrome Plated Brass
—	# 0812P	Nipple	Female Hose	Brass
# C0815	—	Snap Coupler Body	Male Hose	Brass/White Plastic

Small Snap Couplers



CARDED PK. 6/12	Bulk PK. 10/100	DESCRIPTION	THREADS	MATERIAL
# C0811	—	Nipple w/Built-in Aerator	Standard Dual	Chrome Plated Brass
—	# 0813P	Nipple	Female Hose	Brass
# C0814	—	Snap Coupler Body	Male Hose	Brass/White Plastic

SNAP COUPLERS continued

Coupling & Nipple Set

- Fits Both Faucet and Hose Side of the Connection
- Dual Thread Nipple w/Aerator and Body
Carded Together



# C0815A	Large Set	Carded	pk. 10
# C0814A	Small Set	Carded	pk. 10

KITCHEN PULL-OUT PARTS

Pull-Out Faucet Head

- Replacement Head For Most
Pull Out Kitchen Faucets



Replacement Head For 600140 & 1558020

# 600141	Chrome	Bulk	pk. 1/50
----------	--------	------	----------

Replacement Head For 600145 & 1558021

# 600146	Satin Nickel	Bulk	pk. 1/50
----------	--------------	------	----------

Pull-Out Faucet Hose

- Replacement Hose For Most Pull Out
Kitchen Faucets, Including our numbers:
600140, 600145, 1558020 & 1558021



# 600137	Bulk	pk. 25/100
----------	------	------------

Soap Dispenser

- Chrome Plated Dispenser Head
- All Metal Exposed Parts and
Brass Pump Enclosure




# 1817	Boxed	pk. 1/6/24
--------	-------	------------

FAUCET TOOLS

Faucet / Shower Valve Seat Wrenches

- Made of Hardened Steel for Easy Removing & Installing of Renewable Seats.
- Square on one end, Hex on other to fit any seat



Stepped	Straight	# 1121	Bulk	pk. 10/100
Tapered	Straight	# 1123	Bulk	pk. 10/100
Stepped	6" x 6"	# 1125	Bulk	pk. 10/100
Tapered	6" x 6"	# 1124	Bulk	pk. 10/100
Tapered	6" x 6"	# C1124	Carded	pk. 4/72



Ratcheting Seat Removal Wrench Set

- 4 Pieces - Ratcheting Tool & 3 Wrenches
- Hardened Steel
- Blister Card & Re-Sealable Pouch



C1108 Carded pk. 4/36

Shower Socket Wrench Set


- 5 Sockets Fits 10 Different Stem Sizes
- Lever Tool for Leverage
- Compete with Storage Ring



C1102 Carded pk. 4/24

Seat Measuring Gauge

- Aluminum
- Measures 20 Popular Seat Sizes
- Measures 4 Popular Bibb Screw Sizes
- 4in x 6in



SMG Bulk pk. 1/5

Faucet Reseater Kit

- Re-Finishes Top of Faucet Seats to Cure Dripping Faucets



1114 Bulk pk. 5/25

FAUCET SEATS & SEALS


Brass Seats - CARDED



ITEM#	FITS BRAND	SIZE	PACK
# 2505R	AMER. STD.*	7/16" x 24T	pk. 5
# 2502R	GERBER*	5/8" x 20T	pk. 5
# 2501R	P/P*	21/32" x 18T	pk. 5

Brass Seats -BULK

ITEM#	FITS BRAND	SIZE	PACK
# 2504P	AMER. STD.*	1/2" x 20T	pk. 10/100
# 2505P	AMER. STD.*	7/16" x 24T	pk. 10/100
# 2508P	CENTRAL*	1/2" x 24T	pk. 10/100
# 2546P	CENTRAL*	5/8" x 24T	pk. 10/100
# 2565P	CENTRAL*	9/16" x 27T	pk. 10/100
# 2502P	GERBER*	5/8" x 20T	pk. 10/100
# 2503P	GERBER*	5/8" x 20T	pk. 10/100
# 2516P	KOHLER*	1/2" x 27T	pk. 10/100
# 2544P	KOHLER*	1/2 x 27T	pk. 10/100
# 2500P	P/P*	1/2" x 20T	pk. 10/100
# 2501P	P/P*	21/32" x 18T	pk. 10/100
# 2507P	SAYCO*	1/2" x 20T	pk. 10/100
# 2506P	STERLING*	1/2" x 24T	pk. 10/100
# 2510P	STREAMWAY*	1/2" x 20T	pk. 10/100
# 2564P	SAVOY*	9/16" x 20T	pk. 10/100



100 pc. Brass Bibb Seat Assortment

- Most Popular Sizes
- 12 Different Sizes/Brands
- Reclosable Box with Multiple Compartments and Size Chart



53990 Bulk pk. 1

Top-Hat Aqua Seal® Style Washer Fits American Standard®

ITEM #	DESCRIPTION	REPLACES #	PACK
# 1833P	Aqua-Seal	72960-07	Bulk 10/500/3000
# 1833AP	Nu-Seal (Cadet)		Bulk 10/500/3000




Diverter Seal for Sterling/Gerber

818AP Bulk pk. 10/10



LAVATORY & KITCHEN STEMS - CARDED

- All clam packed stems come with seats.
- Appropriate screws, washers, and packings included
- All necessary cap gaskets or seals included



ITEM #	DESCRIPTION	REF#	PACK
# C1713CH	AMERICAN STANDARD* - HOT/COLD	2C-6HC	pk. 4
# C1784C	AMERICAN STANDARD* - COLD w/ locknut	2K-1C	pk. 4
# C1784H	AMERICAN STANDARD* - HOT w/ locknut	2K-1H	pk. 4
# C1066CH	BPC/BRISTOL, UTOPIA* - HOT/COLD	357-1HC	pk. 4
# C1760C	CENTRAL* - COLD	1C-6C	pk. 4
# C1760H	CENTRAL* -HOT	1C-6H	pk. 4
# C1770C	CHICAGO* - COLD	6S-2C	pk. 4
# C1770H	CHICAGO* - HOT	6S-2H	pk. 4
# C1766C	CRANE* - COLD	5A-1C	pk. 4
# C1766H	CRANE* - HOT	5A-1H	pk. 4
# C1740CH	DELTA* DELEX CART - HOT/COLD	3S-8HC	pk. 4
# C1756C	GERBER* - COLD	1B-2C	pk. 4
# C1756H	GERBER* -HOT	1B-2H	pk. 4
# C1703C	INDIANA* - COLD	1E-1C	pk. 4
# C1703H	INDIANA* - HOT	1E-1H	pk. 4
# C1755C	KOHLER* - COLD	1C-3C	pk. 4
# C1755H	KOHLER* - HOT	1C-3H	pk. 4
# C1758C	KOHLER* - COLD	6N-1C	pk. 4
# C1758H	KOHLER* - HOT	6N-1H	pk. 4
# C1767CH	MOEN*, REP #1224 - HOT/COLD	6S-1HC	pk. 4
# C1798CH	PHOENIX* - HOT/COLD	2J-8HC	pk. 4
# C1753C	P/P* TYPE 635-24-COLD	1H-1C	pk. 4
# C1753H	P/P* TYPE 635-24-HOT	1H-1H	pk. 4
# C1751CH	P/P* TYPE 910-392 - HOT/COLD	2H-1HC	pk. 4
# C1749C	SAYCO* - COLD	1B-1C	pk. 4
# C1749H	SAYCO* - HOT	1B-1H	pk. 4
# C1787C	STERLING* - COLD	2L-4C	pk. 4
# C1787H	STERLING* - HOT	2L-4H	pk. 4
# C1727C	STREAMWAY* - COLD	2J-3C	pk. 4
# C1727H	STREAMWAY* - HOT	2J-3H	pk. 4
# C1791C	STREAMWAY* - COLD	2J-6C	pk. 4
# C1791H	STREAMWAY* - HOT	2J-6H	pk. 4
# C1795CH	STREAMWAY* - HOT/COLD	3J-1HC	pk. 4
# C1709C	UNION* - COLD	1E-2C	pk. 4
# C1709H	UNION* - HOT	1E-2H	pk. 4
# C1761CH	VALLEY* 2 HANDLE CART - HOT/COLD	3Z-2HC	pk. 4



**Now In Clam Packages!
Seat Is Included!**



*Brand Names mentioned in this catalog reference OEM Manufacturers. Please do not confuse AQUA PLUMB® with the OEM Mfg. whose parts these are intended to replace.

LAVATORY & KITCHEN STEMS - BULK

- Appropriate screws, washers, and packings included
- All necessary cap gaskets or seals included



Item #	DESCRIPTION	PACK
# 1713CH	AMERICAN STANDARD*	pk. 10
# 1784C	AMERICAN STANDARD* - COLD	pk. 10
# 1784H	AMERICAN STANDARD* - HOT LESS HEX LOCKNUT	pk. 10
# 1073CH	AMERICAN STANDARD* Cadet - HOT/COLD	pk. 10
# 1718C	BARREL FOR A/S* - COLD	pk. 10
# 1718H	BARREL FOR A/S* - HOT	pk. 10
# 1066HC	BPC/BRISTOL, UTOPIA* - HOT/COLD	pk. 10
# 1706C	CENTRAL* - COLD	pk. 10
# 1706H	CENTRAL* - HOT	pk. 10
# 1760C	CENTRAL* - COLD	pk. 10
# 1760H	CENTRAL* - HOT	pk. 10
# 1766C	CRANE* - COLD	pk. 10
# 1766H	CRANE* - HOT	pk. 10
# 1740HC	DELTA* DELEX CARTRIDGE	pk. 10
# 1756AC	GERBER* OLD STYLE - COLD	pk. 10
# 1756AH	GERBER* OLD STYLE - HOT	pk. 10
# 1756C	GERBER* - COLD	pk. 10
# 1756H	GERBER* - HOT	pk. 10
# 1756HC	GERBER* - HOT/COLD	pk. 10
# 1769CR	GERBER* NON-METALLIC - COLD	pk. 10
# 1769HR	GERBER* NON-METALLIC - HOT	pk. 10
# 1703C	INDIANA* - COLD	pk. 10
# 1703H	INDIANA* - HOT	pk. 10
# 1755C	KOHLER* - COLD	pk. 10
# 1755H	KOHLER* - HOT	pk. 10
# 1758AC	KOHLER* BRASS PLUNGER - COLD	pk. 10
# 1758AH	KOHLER* BRASS PLUNGER - HOT	pk. 10
# 1763HC	NIBCO* - HOT/COLD	pk. 10
# 1753C	P/P* TYPE 910-074 - COLD	pk. 10
# 1753H	P/P* TYPE 910-074 - HOT	pk. 10
# 1751CH	P/P* TYPE 910-392	pk. 10
# 1779CH	P/P* TYPE 910-681 - HOT/COLD	pk. 10
# 1059CH	P/P* TYPE 910-651 - HOT/COLD	pk. 10
# 1058CH	P/P* TYPE 910-402 - HOT/COLD	pk. 10
# 1749C	SAYCO* - COLD	pk. 10
# 1749H	SAYCO* LAV STEM - HOT	pk. 10
# 1074C	SAVOY* Rep# A-68 - COLD	pk. 10
# 1074H	SAVOY* Rep#A-68 - HOT	pk. 10
# 5312C	SAVOY* Rep#A-55 - COLD	pk. 10
# 5312H	SAVOY* Rep#A-55 - HOT	pk. 10
# 1782CR	SPEAKMAN* - COLD	pk. 10
# 1782HR	SPEAKMAN* - HOT	pk. 10
# 1787C	STERLING* KITCHEN - COLD	pk. 10
# 1787H	STERLING* - HOT	pk. 10
# 1791C	STREAMWAY* - COLD	pk. 10
# 1791H	STREAMWAY* - HOT	pk. 10
# 1795HC	STREAMWAY*	pk. 10
# 1037C	T&S BARREL - COLD	pk. 10
# 1037H	T&S BARREL - HOT	pk. 10
# 1762CR	UNIVERSAL* RUNDLE - COLD	pk. 10
# 1762HR	UNIVERSAL* RUNDLE - HOT	pk. 10



1753



1751



1779



1059



1058



1749



1074



5312



1782



1787



1727



1791



1037



1795



1761



1709



1762

*Brand Names mentioned in this catalog reference OEM Manufacturers. Please do not confuse AQUA PLUMB® with the OEM Mfr. whose parts these are intended to replace.

TUB & SHOWER STEMS - CARDED

- All Clamshell packed stems come with seats.
- Appropriate screws, washers, and packings included
- All necessary cap gaskets or seals included

ITEM #	DESCRIPTION	REF#	PACK
# C1785CH	A/S* short colony	9C-23HC	pk. 4
# C1029D	A/S* short colony - DIVERTER	11C-1D	pk. 4
# C1040CH	A/S* long colony	11C-3CH	pk. 4
# C1717D	A/S* long colony - DIVERTER	12C-1D	pk. 4
# C1707CH	CENTRAL* new style	10L-11HC	pk. 4
# C1005D	CENTRAL* - new style DIVERTER	10L-13D	pk. 4
# C1781CH	CENTRAL* - HOT/COLD	11C-11HC	pk. 4
# C1030CH	CENTRAL* - HOT/COLD	11C-5HC	pk. 4
# C1043D	CENTRAL* - DIVERTER	12L-1D	pk. 4
# C1706D	DELTA* - DIVERTER	7S-4D	pk. 4
# C1706AD	DELTA* - EXTENSION	7S-4DEX	pk. 4
# C1723C	ELJER - COLD	10C-5C	pk. 4
# C1723H	ELJER* - HOT	10C-5H	pk. 4
# C1093D	ELJER* - DIVERTER	10C-7D	pk. 4
# C1757CH	GERBER* - HOT/COLD	11B-1HC	pk. 4
# C1744D	GERBER* - DIVERTER	11B-4D	pk. 4
# C1704C	INDIANA* - COLD	7E-5C	pk. 4
# C1704H	INDIANA* - HOT	7E-5H	pk. 4
# C1799C	KOHLER* - COLD, C.P. Sleeve	9C-7C	pk. 4
# C1799H	KOHLER* - HOT, C.P. Sleeve	9C-7H	pk. 4
# C1777C	KOHLER* - COLD, C.P. Sleeve	9C-26C	pk. 4
# C1777H	KOHLER* - HOT, C.P. Sleeve	9C-26C	pk. 4
# C1754CH	P/P* - HOT/COLD	12H-2HC	pk. 4
# C1759D	P/P* - DIVERTER	12H-4D	pk. 4
# C1752C	SAYCO* - COLD	9B-3C	pk. 4
# C1752H	SAYCO* - HOT	9B-3H	pk. 4
# C1736D	SAYCO* - DIVERTER	9B-5D	pk. 4
# C1735CH	STERLING* - HOT/COLD	8L-1HC	pk. 4
# C1788CH	STERLING* - HOT/COLD	10L-1HC	pk. 4
# C1789D	STERLING* - DIVERTER.	10L-3D	pk. 4
# C1023CH	STERLING* - HOT/COLD	10L-15HC	pk. 4
# C1712C	UNION* - COLD	7E-1C	pk. 4
# C1712H	UNION* - HOT	7E-1H	pk. 4




*Brand Names mentioned in this catalog reference OEM Manufacturers. Please do not confuse AQUA PLUMB® with the OEM Mfg. whose parts these are intended to replace.

TUB & SHOWER STEMS- **BULK**

- Appropriate screws, washers, and packings included
- All necessary cap gaskets or seals included

ITEM #	DESCRIPTION	REF #	PACK
# 1029D	A/S* SHORT COLONY-DIV.	11C-1D	pk. 10
# 1707CH	CENTRAL* NEW STYLE - HOT/COLD	10L-11HC	pk. 10
# 1781CH	CENTRAL* - HOT/COLD	11C-11HC	pk. 10
# 1030CH	CENTRAL* - HOT/COLD	11C-5HC	pk. 10
# 1757CH	GERBER* - HOT/COLD	11B-1HC	pk. 10
# 1744D	GERBER* - DIVERter	11B-4D	pk. 10
# 1704C	INDIANA* - COLD	7E-5C	pk. 10
# 1704H	INDIANA* - HOT	7E-5H	pk. 10
# 1799C	KOHLER* C.P. Barrel - COLD	9C-7C	pk. 10
# 1799H	KOHLER* C.P. Barrel - HOT	9C-7H	pk. 10
# 1777C	KOHLER* THREADED SLEEVE - COLD	9C-26C	pk. 10
# 1777H	KOHLER* THREADED SLEEVE-HOT	9C-26H	pk. 10
# 1778D	KOHLER* THREADED SLEEVE-DIVERter		pk. 10
# 1754CH	P/P* OLD STYLE - HOT/COLD	12H-2HC	pk. 10
# 1741CH	P/P* NEW STYLE - HOT/COLD	12H-1HC	pk. 10
# 1759D	P/P* - DIVERter	12H-4D	pk. 10
# 1085CH	SAVOY* - HOT/COLD	9F-7HC	pk. 10
# 1025CH	SAVOY* - HOT/COLD	11F-1HC	pk. 10
# 5356CH	SAVOY* - HOT/COLD	12F-1HC	pk. 10
# 1095D	SAVOY* - DIVERter	12F-3D	pk. 10
# 5354D	SAVOY* - DIVERter	12F-5D	pk. 10
# 1081CH	SAVOY* - HOT/COLD	8F-1HC	pk. 10
# 1752C	SAYCO* - COLD	9B-3C	pk. 10
# 1752H	SAYCO* - HOT	9B-3H	pk. 10
# 1788CH	STERLING* - HOT/COLD	10L-1HC	pk. 10
# 1023CH	STERLING* - HOT/COLD	10L-15HC	pk. 10
# 1024D	STERLING* - DIVERter	10L-16D	pk. 10
# 1712C	UNION* - COLD	7E-1C	pk. 10
# 1712H	UNION* - HOT	7E-1H	pk. 10



*Brand Names mentioned in this catalog reference OEM Manufacturers. Please do not confuse AQUA PLUMB® with the OEM Mfr. whose parts these are intended to replace.

DIRECT FIT FAUCET HANDLES - BRANDED

FITS BRAND		CARDED		Bulk	
AMER. STD.*	LAV.	—	—	# 420	pk. 10
AMER. STD.*	TUB	—	pk. 3	# 421	pk. 10
AMER. STD.*	DIV.	—	pk. 3	# 422	pk. 10
CENTRAL*	LAV.	# C409	pk. 3	—	—
CENTRAL*	TUB	# C430	pk. 3	# 430	pk. 10
CENTRAL*	DIV.	# C431	pk. 3	—	—
CENTRAL*	TUB	—	pk. 3	# 5535	pk. 10
CRANE*	LAV.	# 419R	pk. 3	# 419	pk. 10
DELTA*	LAV. or KITCHEN	# C342	pk. 3	# 342P	pk. 10
DELTA*	LAV. or KITCHEN	—	pk. 3	# 423P	pk. 10
DELTA*	WIDESPREAD	—	pk. 3	# 435P	pk. 10
GERBER*	LAV. or KITCHEN	# C405	pk. 3	# 405	pk. 10
GERBER*	OLD STYLE LAV.	—	pk. 3	# 403	pk. 10
GERBER*	LONG BR. TUB	# C402	pk. 3	# 402	pk. 10
GERBER*	LONG BR. DIV.	# C402A	pk. 3	# 402A	pk. 10
GERBER*	SHORT BR. TUB	# C406	pk. 3	# 406	pk. 10
GERBER*	SHORT BR. DIV.	# C406A	pk. 3	# 406A	pk. 10
GERBER*	OLD STYLE TUB	—	—	# 404	pk. 10
GERBER*	WRIST/BLADE HDLS	—	pk. 3	# 1996067	pk. 10
KOHLER*TREND*	LAV.	—	pk. 3	# 308	pk. 10
KOHLER*TREND*	TUB	—	pk. 3	# 309	pk. 10
KOHLER*TREND*	DIV.	—	pk. 3	# 310	pk. 10
PHOENIX* & Others**	LAV	# C424	pk. 3	—	—
P/P* Crown Jewel*	LAV	—	—	# 381P	pk. 10
P/P* VERVE*	LAV.	# C383	pk. 3	# 383	pk. 10
P/P* VERVE*	TUB	# C384	pk. 3	# 384	pk. 10
P/P* VERVE*	DIV.	# C382	pk. 3	# 382	pk. 10
P/P* MARQUIS*	LAV.	—	pk. 3	# 386	pk. 10
P/P* MARQUIS*	TUB	—	pk. 3	—	pk. 10
P/P* WINDSOR*	LAV.	# C365	pk. 3	# 365P	pk. 10
P/P* WINDSOR*	TUB	# C367	pk. 3	—	—
P/P* WINDSOR*	DIV.	# C368	pk. 3	# 368P	pk. 10
SAVOY*	CANOPY LEVER	—	pk. 3	# 336	pk. 10
SAVOY *	CANOPY "STAR"	—	pk. 3	# 337	pk. 10
SAYCO*	LAV.	# C415	pk. 3	—	—
SAYCO*	TUB	# C416	pk. 3	—	—
SAYCO*	DIV.	# C417	pk. 3	—	—
SPEAKMAN*	LAV.	—	pk. 3	# 330P	pk. 10
STERLING*	LAV.	# C385	pk. 3	# 385	pk. 10
STERLING*	TUB	# C407	pk. 3	—	—
STERLING*	DIV.	# C408	pk. 3	# 408	pk. 10
STERLING*	SQ. BR. LAV.	—	pk. 3	# 389	pk. 10
STREAMWAY*	LAV.	# C426	pk. 3	# 426P	pk. 10
VALLEY*	LAV.	—	pk. 3	# 326P	pk. 10
VALLEY*	TUB	—	pk. 3	# 327P	pk. 10
VALLEY*	DIV.	—	pk. 3	# 328P	pk. 10



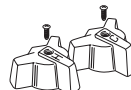
420, 421, 422



409



430 & 431



5535



419



342



423



435



405



403



402, 402A



406, 406A



404



1996067



308, 309



310



424



381P



382, 383, 384



386, 387



365, 367, 368



336



337



415, 416, 417



330



385



407



408



389



426



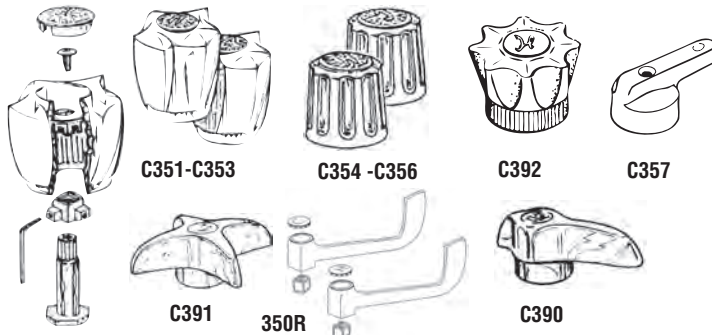
326, 327, 328

**Also fits 3PC, Bristol*, Streamway*, Midcor*, Utopia* and Some Moen*.

*Brand Names mentioned in this catalog reference OEM Manufacturers. Please do not confuse AQUA PLUMB® with the OEM Mfr. whose parts these are intended to replace.

UNIVERSAL HANDLES

Assorted Styles



ITEM#	STYLE	FITS	Put-Up	PACK
# C351	Acrylic	SMALL - Hot / Cold	Pr/Card	pk. 3
# C352	Acrylic	LARGE - Hot / Cold	Pr/Card	pk. 3
# C353	Acrylic	DIV.	Ea/Card	pk. 3
# C351A	Acrylic	SMALL - Hot/Cold/Div	Pr/Card	pk. 3/72
# C352A	Acrylic	LARGE - Hot/Cold/Div	Pr/Card	pk. 3/72
# C354	Chrome	SMALL - Hot / Cold	Pr/Card	pk. 3
# C355	Chrome	LARGE - Hot / Cold	Pr/Card	pk. 3
# C356	Chrome	DIV.	Ea/Card	pk. 3
# C390	Chrome	LEVER - Hot / Cold	Pr/Card	pk. 3
# C391	Chrome	CROSS - Hot / Cold	Pr/Card	pk. 3
# C392	Acrylic	H/C w/REMOVE SKIRT	Pr/Card	pk. 3
# 350R	Chrome	BLADE-STYLE	Pr/Bagged	pk. 3
# C357	Chrome	CANOPY LEVER - H/C	Pr/Card	pk. 3

HANDLE PULLERS

Faucet Handle Puller



C1104 Carded pk. 4/36

Large Handle Puller

• 2 Stage Handle Puller for Narrow and Wide Faucet Handles



1104B Bulk pk. 1/25

Deluxe Handle Puller

• Removes All Canopy Lever Handles Quickly & Easily Without Scratching
• Counter-Weight to Pull Hard-to-Remove Handles



1104A Bulk pk. 1/25

INDEX BUTTONS

Index Buttons for Price-Pfister®*

• 15/16" Diameter

# 379	HOT	Bulk	pk. 10
# 381	DIV.	Bulk	pk. 10
# 380	COLD	Bulk	pk. 10



INDEX BUTTONS

Index Buttons for Gerber®*

• 1" Diameter

# 5110	HOT	Bulk	pk. 10
# 5112	DIV.	Bulk	pk. 10
# 5111	COLD	Bulk	pk. 10



Index Buttons for Sayco®*

• 1-1/4" Diameter


# 305	HOT	Bulk	pk. 10
# 307	DIV.	Bulk	pk. 10
# 306	COLD	Bulk	pk. 10



Index Button for Delta/Delex®* Old-Style Button

• 1 1/2" Diameter

5140 Bulk pk. 5/25



Index Buttons for Moen® Tear Drop Button

• 2" X 1.5"

5144 Bulk pk. 5/25



STEM PACKING & LUBE

24" Make-A-Washer Plastic Packing

• Teflon Style
• 3/32" Thick

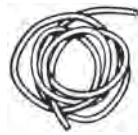
# 1699	Graphite	Bulk	pk. 100
# C1699	Graphite	Carded	pk. 10/200



24" Make-A-Washer PTFE Packing

• Compare to Teflon
• 3/32" Thick

1690 Bulk pk. 25/500



Graphite Valve Stem Packing

• String Coated w/ Graphite
• Re-Closeable Pop-Out Spool
• Individual Spools
• Non-Asbestos

# 8063020	1/4" thick	Bulk	pk. 1/10
# 8063010	1/8" thick	Bulk	pk. 1/10



Plumbers Grease

• Will Not Attack Rubber or Plastic
• For Lubricating Seals, Threads or Any Moving Parts
• Non-Toxic

# 1881	1 oz. Can	pk. 6/24
# 1881R	1 oz. Tube	pk. 1/12



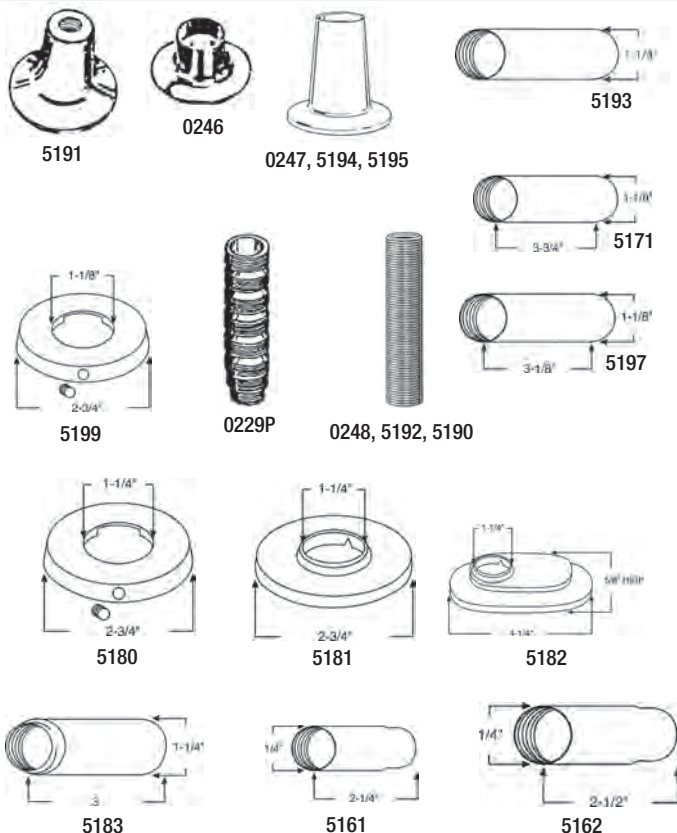
*Brand Names mentioned in this catalog reference OEM Manufacturers. Please do not confuse AQUA PLUMB® with the OEM Mfgr. whose parts these are intended to replace.

2 HANDLE REPAIR

Trim for 2 & 3 Handle Tub & Shower Faucets

• All Bulk Packed

ITEM #	FITS BRAND	TYPE	PACK
# 5192	Central*	Threaded Brass Nipple	pk. 10/500
# 5180	Central*	Round Escutcheon W/Set-Screw	pk. 5/250
# 5193	Central*	Escutcheon Tube (Sleeve)	pk. 5/300
# 5199	Gerber*	Round Escutcheon W/Set-Screw	pk. 5/250
# 5197	Gerber*	Escutcheon Tube (Sleeve)	pk. 5/400
# 5194	Gerber*	Bell Escutcheon	pk. 5/100
# 5190	Gerber*	Threaded Brass Nipple	pk. 5/200
# 5195	Kohler*	Bell Escutcheon	pk. 5/200
# 0247	P/P*	Shower Escutcheon	pk. 5/50
# 0248	P/P*	Threaded Escutcheon Nipple	pk. 10/100
# 0246	P/P*	Lavatory Escutcheon	pk. 5/50
# 5180	P/P*	Round Escutcheon W/Set-Screw	pk. 5/250
# 5171	P/P*	Escutcheon Tube (Sleeve)	pk. 5/400
# 5180	Sayco*	Round Escutcheon W/Set-Screw	pk. 5/250
# 5181	Sayco*	Round Escutcheon W/Nylon-Sleeve	pk. 10/200
# 5182	Sayco*	Oval Escutcheon W/Nylon-Sleeve	pk. 10/10
# 5183	Sayco*	Escutcheon Tube (Sleeve)	pk. 5/200
# 5161	Sterling*	2-1/4" Escutcheon Tube (Sleeve)	pk. 5/300
# 5162	Sterling*	2-1/2" Escutcheon Tube (Sleeve)	pk. 5/200
# 0229P	Fit-All*	Threaded Escutcheon Nipple	pk. 25



Universal System

- Fits Over 173 Different Shower, Tub & Widespread Lavatory Units.
- Chrome Plated Zinc Die Cast w/ Plastic Nipple



C0233 Full Extended
This Illustration Shows the Unit in its Maximum Extended Position.



C0233 Full Retracted
This Illustration Shows the Unit in its Maximum Retracted Position. The Escutcheon and Reversible Sleeve Allow Installation Adjustments From the Handle to the Wall of 1/2" to 2-1/2".



C0234
Threaded Cut-Off Nipple Has 3 Different Thread Types

- | | | | |
|---------|---------------------------------|--------|----------|
| # C0233 | 2-stage w/nipple | Carded | pk. 6/72 |
| # C0234 | old-fashioned Octagon w/ nipple | Carded | pk. 6/60 |



Flange & Escutcheon Kits

• Parts That Go Together, Carded Together



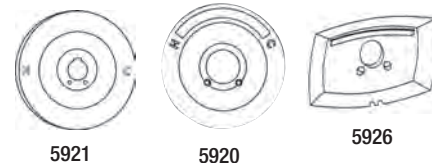
# C5197 Gerber*	#5199 Escutcheon	#5197 Tube	set/Card	pk. 4/72
# C0247 Price-Pfister*	#0247 Escutcheon	#0248 Thd. Nipple	set/Card	pk. 6/72
# C5181 Sayco*	#5181 Escutcheon	#5183 Tube	set/Card	pk. 4/72
# C5183 Sayco*	#5180 Escutcheon	#5183 Tube	set/Card	pk. 4/72
# C5161 Sterling*	#5180 Escutcheon		set/Card	pk. 4/72

SINGLE HANDLE REPAIR

Escutcheon Plates for Single Handle

• Complete w/Screws

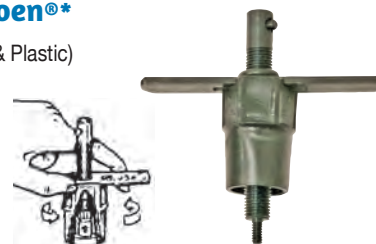
# 5920	Delta, CP	Bulk	pk. 1/50
# 5926	Delta ScaldGuard, CP	Bulk	pk. 1/5
# 5921	Moen - Flat, CP	Bulk	pk. 1/10



Cartridge Puller for Moen®

- Pulls All Cartridges (Both Brass & Plastic)
- Will Pull Both Stem & Barrel


1122 Bulk pk. 3/36



*Brand Names mentioned in this catalog reference OEM Manufacturers. Please do not confuse AQUA PLUMB® with the OEM Mfr. whose parts these are intended to replace.

SINGLE HANDLE REPAIR

FITS BRAND	Bulk		CARDED	
	#	pk.	#	pk.
Delta* Type Plastic Ball #70	# 1806P	pk. 5	—	—
Delta* Type Brass Ball #70	—	—	# C1807	pk. 6
Delta* Type S.S. Ball #70	—	—	# C1807A	pk. 6
Delta/Peerless* Plastic Ball #212	# 1808	pk. 5	# 1808R	pk. 3
Delta/Peerless* Brass Ball #212	—	—	# C1809	pk. 5
Delta/Peerless* S.S. Ball #212	—	—	# C1809A	pk. 6
Delta Scald Guard* Cartridge #1991	# 1796HC	pk. 3	# C1796HC	pk. 4
Repair Kit #1 for Delta* Kitchen	—	—	# C1891	pk. 6
Repair Kit #1 for Delta*/Kitchen w/Ball	—	—	# C1838	pk. 6
Repair Kit #1 for Delta/Peerless*	—	—	# C1892	pk. 6
Repair Kit #1 for Delta/Peerless* w/Ball	—	—	# C5339	pk. 6
Repair Kit #2 for Delta/Peerless*	—	—	# C1876	pk. 6
Kitchen Faucet Diverter	—	—	# 1877P	pk. 5
Seat & Spring Kit for Delta* 2 Old & 2 New Style Seats & Spring	—	—	# C1875	pk. 12
Cap Assembly for Delta*	—	—	# C1879	pk. 6
Cartridge for Delta* Monitor	—	—	# C223	pk. 1
Push Button Diverter for Delta*	# 1837	pk. 5	—	—
Cartridge for Gerber*	—	—	# 1729R	pk. 3
Cartridge for Moen*, Plastic	—	—	# C225	pk. 4
Cartridge for Moen*, Brass	# 226	pk. 5	—	—
Cartridge for Moen*, Fits Posi Temp	—	—	# C224	pk. 4
Cartridge for P/P* Avante	—	—	# C1728	pk. 4
Cartridge for Symmons* (TA-10)	# 5331	pk. 1	—	—
Cartridge for Valley/Aqualine*	# 816P	pk. 5	—	—
Seats & Springs for Valley*	—	—	# C1871	pk. 6



SINGLE HANDLE REPAIR

Faucet Handles for Single Handle

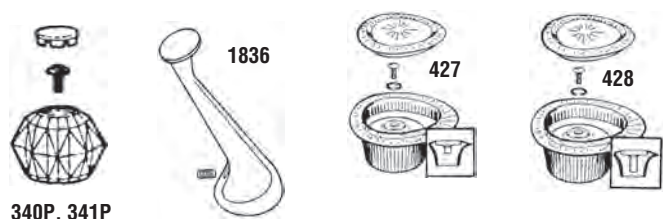
BULK

FITS BRAND	TYPE	Bulk	
		#	pk.
Delta/ScaldGuard*	TUB	# 436	pk. 10
Moen* Old Style	LAV	# 343P	pk. 10
Moen* Lever	KITCHEN	# 5963	pk. 10
Valley*	—	# 438	pk. 10



CARDED

FITS BRAND	TYPE	Bulk	
		#	pk.
Delta/Peerless*	LAV	# C340	pk. 6
Delta*	KITCHEN	# C1836	pk. 4
Delta/Peerless*	TUB/SHOWER	# C341	pk. 6
Moen* Teardrop	LAV	# C427	pk. 6
Moen* Teardrop	TUB	# C428	pk. 6




*Brand Names mentioned in this catalog reference OEM Manufacturers. Please do not confuse AQUA PLUMB® with the OEM Mfgr. whose parts these are intended to replace.

AQUA PLUMB® STAINLESS STEEL CONNECTORS

AquaPlumb® Offers the Highest Quality Supply Lines in the Market.

AquaPlumb's Stainless steel braided connectors are designed to be used in both residential and commercial applications. Their braided design gives them excellent protection from bursting and vibration. Additionally they can be coiled and bent for offset installations. Different end configurations are available for virtually any installation.



Working Pressure – 220 PSI
Burst Pressure – 880 PSI
Maximum Working Temperature – 180°F

Tubing:



Body – Reinforced PVC
Jacket – Stainless Steel Braid
Fittings – Brass, except Plastic Ballcock Nut – Celcon/POM
Inserts – Brass
Seals – Cone Style Rubber Washer

Meets Approvals:

UPC
ASME A112.18.1-2005
CSA B125.1-05

AQUA PLUMB'S SPECIAL FEATURES:


- Unlike some product on the market that have just a plain rubber non-reinforced tube, all of the AquaPlumb lines have a reinforced PVC liner.
- The reinforced PVC can hold the pressure even without the stainless steel reinforcement. If the Stainless Steel wears down, all that is left in the competitors line is the inner tube. A plain rubber tube will burst right away under pressure.
- Rubber breaks down sooner and faster than PVC, especially at high temperatures.
- The black rubber will not meet NSF61.
- All AquaPlumb lines designed to carry potable water and meets California AB1953 and Federal S.3874 for ultra-low lead.
- All AquaPlumb models have extra tight stainless steel braiding - 14 braids per inch! Most of the competition is satisfied with 12-1/2.
- The ballcock models have many additional features.
 - The AquaPlumb Celcon/POM nut is 3/32" deeper than standard nuts. 22/32" vs 25/32". This provides more threads on the shaft of the ballcock.
 - The base of the AquaPlumb ballcock nut is significantly thicker than standard nuts - .117" vs .149". If a nut is going to break when over tightened, this will be one of the spots. The extra thickness is important.
 - The heel is the weakest part of the ballcock nut. The AquaPlumb nut's heel has been reinforced and is thicker than standard nuts - .153" vs .180". Additionally the heel is rounded to add additional strength and support.
 - AquaPlumb nuts use a POM material that is not brittle. It will not crack or split. The standard nut found on some other models is a cheaper, more brittle, material that snaps when stressed



STAINLESS STEEL RISERS

Faucet Connectors UPC Approved

- Braided
- Flexible
- C.P. Brass Nuts
- Brass Inserts



Item #	Length	Size	Put-Up	Pack
# 7710	12"	3/8" OD x 1/2" FPT	Tagged	pk 10/50
# 7711	16"	3/8" OD x 1/2" FPT	Tagged	pk 10/50
# 7712	20"	3/8" OD x 1/2" FPT	Tagged	pk 10/50
# 7713	30"	3/8" OD x 1/2" FPT	Tagged	pk 10/50
# 7713A	36"	3/8" OD x 1/2" FPT	Tagged	pk 10/50
# 7714	12"	1/2" OD x 1/2" FPT	Tagged	pk 10/50
# 7716	20"	1/2" OD x 1/2" FPT	Tagged	pk 10/50
# 7717	12"	3/8" OD x 3/8" OD	Tagged	pk 10/50
# 7717A	20"	3/8" OD x 3/8" OD	Tagged	pk 10/50
# 7718	12"	1/2" FPT x 1/2" FPT	Tagged	pk 10/50
# 7720	20"	1/2" FPT x 1/2" FPT	Tagged	pk 10/50
# 7719	36"	1/2" FPT x 1/2" FPT	Tagged	pk 10/50
# 7719A	48"	1/2" FPT x 1/2" FPT	Tagged	pk 10/50
# 7721	12"	3/8" OD x 3/8" Copper fits Delta	Tagged	pk 10/50
# 7722	20"	3/8" OD x 3/8" Copper fits Delta	Tagged	pk 10/50

Toilet Connectors UPC Approved

- Braided
- Flexible
- Brass Inserts
- Flyaway Tag



Item #	Length	Size	Ballcock Nut	Put-Up	Pack
# 7724	6"	3/8" OD x 7/8" BC Nut	Celcon	Tagged	pk 10/50
# 7725	9"	3/8" OD x 7/8" BC Nut	Celcon	Tagged	pk 10/50
# 7726	12"	3/8" OD x 7/8" BC Nut	Celcon	Tagged	pk 10/50
# 7726A	16"	3/8" OD x 7/8" BC Nut	Celcon	Tagged	pk 10/50
# 7726M	12"	3/8" OD x 7/8" BC Nut	C.P. Brass	Tagged	pk 10/50
# 7727	20"	3/8" OD x 7/8" BC Nut	Celcon	Tagged	pk 10/50
# 7727M	20"	3/8" OD x 7/8" BC Nut	C.P. Brass	Tagged	pk 10/50
# 7730	9"	1/2" OD x 7/8" BC Nut	Celcon	Tagged	pk 10/50
# 7731	12"	1/2" OD x 7/8" BC Nut	Celcon	Tagged	pk 10/50
# 7732	12"	1/2" IPS x 7/8" BC Nut	Celcon	Tagged	pk 10/50

RISERS AND CONNECTORS continued

Dishwasher Connectors

- Stainless Steel
- Brass Inserts • Flyaway Tag
- Flexible & Braided
- Coiled and Tied
- 3/8 Comp x 3/8 Comp with 3/8 IPS x 3/8 Comp x 90° Elbow



# 7749A	4' (48") Long	Tagged	pk. 1/25
# 7750A	5' (60") Long	Tagged	pk. 1/25
# 7751A	6' (72") Long	Tagged	pk. 1/25
# C7751	6' (72") Long 3/8" COMP & 3/4" GHT Elbow	Carded	pk. 1/6/48

Washing Machine Connectors

- Stainless Steel
- Braided • Flyaway Tag
- Coiled and Tied
- Female x Female Coupling with Washers Brass Fittings and Brass Inserts
- 3/4" GHT x 3/4" GHT



# 33254	4' (48") Long	Tagged	pk. 1/25
# 33255	5' (60") Long	Tagged	pk. 1/25
# 33256	6' (72") Long	Tagged	pk. 1/25
# 33255A	5' (60") Long 90° End	Tagged	pk. 1/25

S.S. Ice Maker Connectors

- 1/4" Compression Threads - Both Ends
- Brass Insert, Rubber Cone Washers
- Coiled and Tied • Flyaway Tag
- UPC Approved



# 7754	12"	Tagged	pk. 10/50
# 7756	24"	Tagged	pk. 10/50
# 7757	60" (5')	Tagged	pk. 1/25
# 7759	72" (6')	Tagged	pk. 1/25
# 7761	120" (10')	Tagged	pk. 1/25

WATER HEATER CONNECTORS


Braided Stainless Steel

- Dielectric Ends
- Brass Couplings
- Flyaway Tag




3/4" FPT x 3/4" FPT

# 7740	12"	Tagged	pk. 1/25
# 7741	18"	Tagged	pk. 1/25
# 7742	24"	Tagged	pk. 1/25



3/4" FPT x 7/8" OD Compression

# 7744	12"	Tagged	pk. 1/25
# 7745	18"	Tagged	pk. 1/25
# 7746	24"	Tagged	pk. 1/25



RISERS AND CONNECTORS

Chrome Plated Copper Faucet Supply Lines

Fits Faucet 3/8" OD

# 2682010	12"	Bulk	pk. 5
# 2683010	20"	Bulk	pk. 5
# 2685010	36"	Bulk	pk. 5



Chrome Plated Copper Toilet Supply Lines

Fits Toilet 3/8" OD

# 2686010	12"	Bulk	pk. 5
# 2687010	20"	Bulk	pk. 5

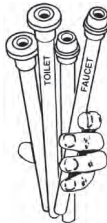


Pex Plastic Faucet Supply Lines

- with Plastic Ferrule

Fits Faucet 3/8" OD

# 2688010	12"	Bulk	pk. 25
# 2689010	20"	Bulk	pk. 25
# 2689030	36"	Bulk	pk. 25



Pex Plastic Toilet Supply Lines

- with Plastic Ferrule

Fits Toilet 3/8" OD

# 2690010	12"	Bulk	pk. 25
# 2691010	20"	Bulk	pk. 25



Offset Bath Supplies/Risers

- Chrome Plated Brass
- With Bell Flanges
- 1/2" OD x 21-1/2"
- Pair per Box



0890 Pr/Box pk. 1/25

Bath Faucet Coupling Elbows

- Nickel Plated Cast Brass
- Fits 3/4" Bathcock Threads
- Outlet - 1/2" MPT
- Also Used with Baseboard Radiators



1828 Pr/Bag pk. 1/25

STOP VALVES CHROME PLATED BRASS Angle Values, Multi-Turn



INLET	OUTLET		CARDED	BULK
3/8 FPT	3/8" OD Comp.	pk. 10/200	# C3720	# 3720A
1/2" FPT	3/8" OD Comp.	pk. 10/200	# C3721	# 3721A
1/2" FPT	1/2" OD Comp.	pk. 10/200	—	# 3723A
1/2" FPT	1/4" OD Comp.	pk. 10/200	—	# 3738A
5/8" OD	3/8" OD Comp. (1/2" nom.) Sweat	pk. 10/200	# C3735	# 3735A
5/8" OD Comp.	3/8" OD Comp.	pk. 10/200	# C3728	# 3728A

Straight Values, Multi-Turn



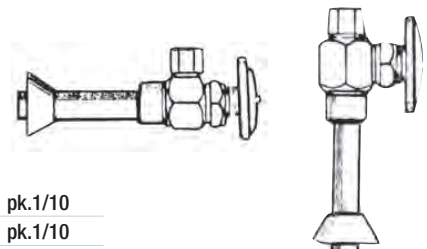
INLET	OUTLET		CARDED	BULK
3/8" FPT	3/8" OD Comp.	pk. 10/200	# C3730	# 3730A
1/2" FPT	3/8" OD Comp.	pk. 10/200	# C3731	# 3731A
5/8" OD	3/8" OD Comp. (1/2" nom.) Sweat	pk. 10/200	# C3734	# 3734A
5/8" OD Comp.	3/8" OD Comp.	pk. 10/200	# C3737	# 3737A
3/8" OD Comp.	3/8" OD Comp.	pk. 10/200	# C3732	# —

3-Way Stops



INLET	OUTLET		CARDED	BULK
1/2" Female IPT	3/8" OD x 3/8" OD	pk. 1/10/50	# C3740	# 3740A
1/2" Female IPT	3/8" OD x 1/4" OD	pk. 1/10/50	# C3742	# 3742A
5/8" OD (1/2" nom.) Comp.	3/8" OD x 3/8" OD	pk. 1/10/50	# C3741	# 3741A

Stop Valves with 5" Extension, Chrome Plated, Multi-Turn



# 3745A	Angle	Bulk	pk.1/10
# 3746A	Straight	Bulk	pk.1/10

Oval Handle

- For Stop-Valves
- 12 Spline



3725 Bulk pk. 10

STOP VALVES

CHROME PLATED BRASS Continued

1/4 Turn Ball Type Angle Valve



# C3713	3/8" FPT x 3/8" OD	Carded	pk. 5/100
# C3712	5/8" Sweat x 3/8" OD	Carded	pk. 5/100
# C3715	1/2" FPT x 3/8" OD	Carded	pk. 5/100
# C3716	5/8" Comp. x 3/8" OD	Carded	pk. 5/100


1/4 Turn Ball Type Straight Valve



# C3714	3/8" FPT x 3/8" OD	Carded	pk. 5/100
# C3717	5/8" Sweat x 3/8" OD	Carded	pk. 5/100
# C3718	1/2" FPT x 3/8" OD	Carded	pk. 5/100
# C3719	5/8" Comp. x 3/8" OD	Carded	pk. 5/100

1/4 Turn Repair Valve

- Attach to Outlet of Broken Valve to Give You Another Valve



3/8" F Comp Swivel x 3/8 OD Comp			
# C3701	Carded	pk. 5/100	

PEX Stop Values

- 1/4 Turn



# 3702A	Angle	Bulk	pk. 1/10/100
# 3703A	Straight	Bulk	pk. 1/10/100

Easy Connect Tee, Brass

- Attaches to Outlet of Stop Valve to Give You Two Outlets

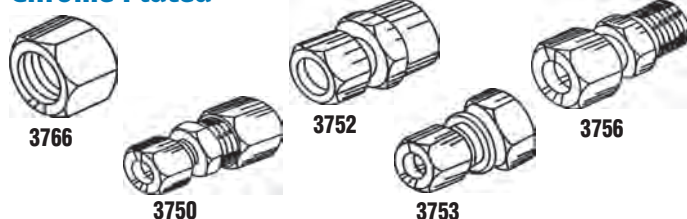


3/8" F. Comp x 3/8" M. Comp x 3/8" M. Comp			
# 3516P	Bulk	pk. 5/25	

3/8" F. Comp x 3.8" M.Comp x 1/4 M. Comp			
# 3515P	Bulk	pk. 5/25	

COMPRESSION FITTINGS

Chrome Plated



# 3766	3/8" Comp. Nut *	Bulk	pk. 10
# 3750	3/8" x 5/8" Comp. Union	Bulk	pk. 5
# 3752	3/8" x 1/2" Sweat	Bulk	pk. 5
# 3753	3/8" x 3/8" FPT	Bulk	pk. 5
# 3754	3/8" x 1/2" FPT	Bulk	pk. 5
# 3756	3/8" x 3/8" MPT	Bulk	pk. 5
# 3757	3/8" x 1/2" MPT	Bulk	pk. 5

*Fits Most Common Stop Valves

ESCUTCHEONS

Floor & Ceiling Plates

- Chrome Plated
- Stamped Steel



# 5031011	3/8" IPS	Boxed	pk. 12
# 5031021	1/2" IPS	Boxed	pk. 12
# 5031031	3/4" IPS	Boxed	pk. 12
# 5031041	1" IPS	Boxed	pk. 12
# 5031051	1-1/4" IPS	Boxed	pk. 12
# 5031061	1-1/2" IPS	Boxed	pk. 12
# 5031071	2" IPS	Boxed	pk. 12
# 5032011	1/2" Copper	Boxed	pk. 12
# 5032021	3/4" Copper	Boxed	pk. 12
# 0779	1" Copper	Boxed	pk. 12
# 0780	1-1/4" Copper	Boxed	pk. 12
# 0781	1-1/2" Copper	Boxed	pk. 12

Split-It Easy-On Plastic Flange

- Chrome Plated Plastic Sure Grip Style.
- Non-Breakable and 100% Rust-Proof.
- Splits and Snaps Over Pipe for Easy Installation.

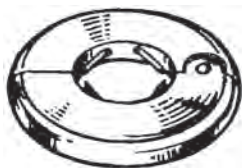


# 0750	3/8" IPS	Boxed	pk. 12/48/144
# 0751	1/2" IPS	Boxed	pk. 12/48/144
# 0752	3/4" IPS	Boxed	pk. 12/48/144
# 0753	1" IPS	Boxed	pk. 12/48/144
# 0754	1-1/4" IPS	Boxed	pk. 12/36/108
# 0755	1-1/2" IPS	Boxed	pk. 12/36/108
# 0756	2" IPS	Boxed	pk. 12/24/72
# 0760	5/8" Copper (1/2" Nom.)	Boxed	pk. 12/48/144
# 0761	7/8" Copper (3/4" Nom.)	Boxed	pk. 12/48/144
# 0762	1-1/8" Copper (1" Nom.)	Boxed	pk. 12/48/144
# 0763	1-1/4" Copper	Boxed	pk. 12/36/108
# 0764	1-1/2" Copper	Boxed	pk. 12/36/108
# 0765	2" Copper	Boxed	pk. 12/24/72

ESCUTCHEONS continued

Spring-Type Extra Heavy Floor & Ceiling Plates

- Triple Chrome Plated
- Die Cast
- Positive Locking Tab



# 0700	3/8" IPS	Boxed	pk. 12/48
# 0701	1/2" IPS	Boxed	pk. 12/48
# 0702	3/4" IPS	Boxed	pk. 12/48
# 0703	1" IPS	Boxed	pk. 12/48
# 0704	1-1/4" IPS	Boxed	pk. 12/48
# 0705	1-1/2" IPS	Boxed	pk. 12/48
# 0706	2" IPS	Boxed	pk. 12/48
# 0706A	2-1/2" IPS	Boxed	pk. 12/48
# 0706B	3" IPS	Boxed	pk. 12/48
# 0706C	4" IPS	Boxed	pk. 12/4

Low Pattern Flange

- Chrome Plated
- Stamped Steel



# 4987020	3/8" IPS	Bulk	pk. 25
# 4987030	1/2" IPS	Bulk	pk. 25
# 4987033	3/4" IPS	Bulk	pk. 25
# 4987037	1" IPS	Bulk	pk. 25
# 4987040	1-1/4" IPS	Bulk	pk. 25
# 4987050	1-1/2" IPS	Bulk	pk. 25
# 4987055	2" IPS	Bulk	pk. 25
# 4987060	5/8" Copper	Bulk	pk. 25
# 4987065	7/8" Copper	Bulk	pk. 25
# 4987070	1-1/4" Tubular	Bulk	pk. 25
# 4987080	1-1/2" Tubular	Bulk	pk. 25
# 4987090	2" Copper	Bulk	pk. 25

Deep Bell Flange

- Chrome Plated
- Stamped Steel



# 5015045	3/8" IPS	Bulk	pk. 25
# 5015050	1/2" IPS	Bulk	pk. 25
# 5015070	1-1/2" IPS	Bulk	pk. 25
# 5015100	1/2" Copper	Bulk	pk. 25
# 5015110	5/8" Copper	Bulk	pk. 25
# 5015120	7/8" Copper	Bulk	pk. 25
# 5015130	1-1/4" Tubular	Bulk	pk. 25
# 5015140	1-1/2" Tubular	Bulk	pk. 25

ESCUTCHEONS continued

Deep Box Escutcheons

# 5015010	1-1/4" IPS, C.P.	Bulk	pk. 5
# 5015030	1-1/2" Tubular, C.P.	Bulk	pk. 5
# 5015025	1-1/4" OD Tube	Bulk	pk. 5
# 2209	1-1/2" White Plastic	Bulk	pk. 5



CARDED FLANGES

Low Style Flanges

- Chrome Plated



# C0101	3/8" I.P.S.	Chrome	1/Card	pk. 10
# C0102	1/2" I.P.S.	Chrome	1/Card	pk. 10
# C0109	5/8" Copper (1/2" Nom.)	Chrome	1/Card	pk. 10
# C0113	1-1/4" OD Tubular	Chrome	1/Card	pk. 10
# C0114	1-1/2" OD Tubular	Chrome	1/Card	pk. 10

Floor and Ceiling Plates Flanges


- Chrome Plated



# C0381	1/2" I.P.S.(Split)	Chrome	1/Card	pk. 10
# C0382	3/4" I.P.S.(Split)	Chrome	1/Card	pk. 10
# C0777	5/8" Copper (1/2" Nom.)	Chrome	1/Card	pk. 10
# C0778	7/8" Copper (3/4" Nom.)	Chrome	1/Card	pk. 10

Extension Floor & Wall Covers

- Polished Stainless Steel
- Complete with 1/4" x 20 T x 4" C.P. Tapered-Head Bolt



# 2332	4"	pk. 12	pk. 5/25/100
# 2333	6"	pk. 12	pk. 5/25/100
# 2334	8"	pk. 12	pk. 1/25/100
# 2335	10"	pk. 12	pk. 1/25/100

PIPE REPAIR

Hinged Pipe Repair "Clamp-A-Leak"

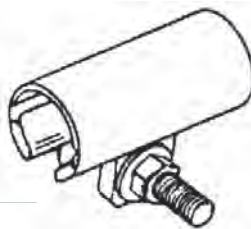
- Heavy Gauge Galvanized Steel Body
- Neoprene Rubber Gasket
- 2 Steel Bolts & Nuts



Item #	IPS	Pack	Pack
# 3260	1/2"	Bulk	pk. 5/100
# 3261	3/4"	Bulk	pk. 5/100
# 3262	1"	Bulk	pk. 5/100
# 3263	1-1/4"	Bulk	pk. 5/50
# 3264	1-1/2"	Bulk	pk. 5/50
# 3265	2"	Bulk	pk. 5/50
# 5045080	3"	Bulk	pk. 1/30

3" Wide 1-Bolt Repair Clamp

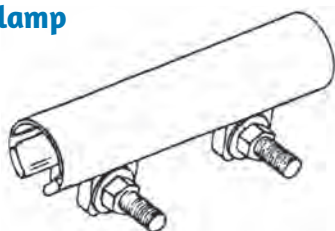
- 304 Stainless Steel Band
- Neoprene Gasket
- Plated Steel Bolt, Nut & Washer
- Plated Malleable Iron Lugs



Item #	IPS	Pack	Pack
# 3071	3/8"	Bulk	pk. 6/72
# 3081	1/2"	Bulk	pk. 6/72
# 3121	3/4"	Bulk	pk. 6/72
# 3161	1"	Bulk	pk. 6/72
# 3201	1-1/4"	Bulk	pk. 6/72
# 3241	1-1/2"	Bulk	pk. 6/36
# 3321	2"	Bulk	pk. 6/36
# 3401	2-1/2"	Bulk	pk. 6/12
# 3481	3"	Bulk	pk. 6/12
# 3641	4"	Bulk	pk. 6/12

6" Wide 2-Bolt Repair Clamp

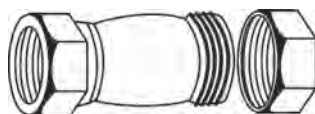
- 304 Stainless Steel Band
- Neoprene Gasket
- Plated Steel Bolt, Nut & Washer
- Plated Malleable Iron Lugs



Item #	IPS	Pack	Pack
# 6082	1/2"	Bulk	pk. 6/36
# 6122	3/4"	Bulk	pk. 6/36
# 6162	1"	Bulk	pk. 6/36
# 6202	1-1/4"	Bulk	pk. 6/36
# 6242	1-1/2"	Bulk	pk. 6/36
# 6322	2"	Bulk	pk. 6/36

Galvanized Compression Couplings (Dressers) Long Pattern

- Neoprene Rubber Gasket



Item #	IPS	Pack	Pack
# 6542040	1/2"	Bulk	pk. 1/80
# 6542050	3/4"	Bulk	pk. 1/50
# 6542060	1"	Bulk	pk. 1/40
# 6542070	1-1/4"	Bulk	pk. 1/36
# 6542080	1-1/2"	Bulk	pk. 1/24
# 6542090	2" IPS	Bulk	pk. 1/20

PIPE REPAIR continued

Bronze Compression Couplings (Dressers) Long Pattern

- Neoprene Rubber Gasket



Item #	IPS	Cop	Pack	Pack
# 6544003	3/8"	1/2"	Bulk	pk. 1/120
# 6544007	1-1/4"	1-1/2"	Bulk	pk. 1/48

Miracle Wrap Tommy Tape

- Emergency Repair Wrap
- 1 X10



5229030 Carded pk. 10

Water Heater Element Socket

- Fits 1/2" or 3/4" Drive
- Chrome Vanadium
- Use with #1138



1139 pk. 1/polybag pk. 1/4/24

17" Breaker Bar

- 1/2" Drive Chrome Vanadium
- Use with #1139



1138 pk. 1/polybag pk. 1/4/24

Test Plug Dollar Plug

- Galvanized Steel Flanges & Molded Rubber Gaskets

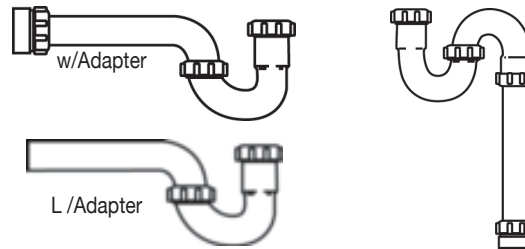


Item#	Desc.	Pack	Pack
# 4955110	1-1/2"	Bulk	pk. 5/10/100
# 4955120	2"	Bulk	pk. 5/10/100
# 4955140	3"	Bulk	pk. 5/10/100
# 4955160	4"	Bulk	pk. 5/10/100
# 4955170	5"	Bulk	pk. 5/10/20

P-Traps

• White PP • Trap Adapter (Marvel) is PVC

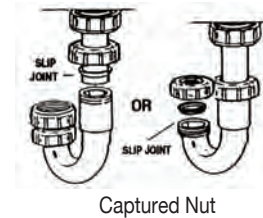
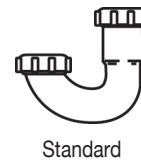
# C2231	1-1/4"	Display Bag	pk. 5/25
# C2200	1-1/2" x 1-1/4" w/Trap Adapter (Marvel)	Display Bag	pk. 5/25
# 2200P	1-1/2" x 1-1/4" w/Trap Adapter (Marvel)	Plain Bag	pk. 5/25
# 2202P	1-1/2" x 1-1/4" L/Trap Adapter	Plain Bag	pk. 5/50



J-Bends

• White PP

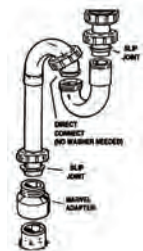
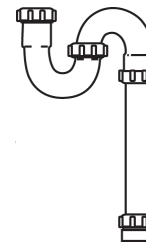
# 2210AP	1-1/4"	Bulk	pk. 5/25
# 2210P	1-1/2"	Bulk	pk. 5/25
# C2210	1-1/2"	Display Bag	pk. 1/5
# 2211P	1-1/2", Reverse Nut	Bulk	pk. 5/25



S-Traps

• White PP • Trap Adapter (Marvel) is PVC

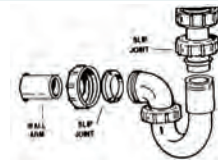
# C2232	1-1/4"	Display Bag	pk. 5/25
# C2205	1-1/2" x 1-1/4" w/Trap Adapter (Marvel)	Display Bag	pk. 5/25



Repair Traps

• White PP

# 2214P	1-1/2"	Bulk	pk. 5/25
---------	--------	------	----------



Washing Machine Traps

• White PP Trap, PVC Down-Tube

# 2215P	1-1/2"	Bulk	pk. 5/25
---------	--------	------	----------



Slip Couplings, Elbows & Tees

• White PP

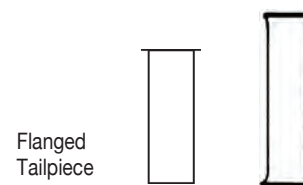
# C2223	Slip Coupling	Display Bag	pk. 1/25
# C2225	Slip Elbow, 45°	Display Bag	pk. 1/25
# C2226	Slip Elbow, 90°	Display Bag	pk. 1/25
# C2229	Slip Tee	Display Bag	pk. 1/25



Flanged Tailpieces 1-1/2"

• White PP

# 2230	2", Hi-Line Nipple	Bulk	pk. 25
# 2240	4"	Bulk	pk. 5/25
# 2241	6"	Bulk	pk. 5/25
# 2241A	8"	Bulk	pk. 5/25
# C2243	12"	Display Bag	pk. 1/25
# 2244	16", Double-End	Bulk	pk. 5/25



Solvent Weld Extension - 1/1/2"

• White PVC

# 2247	6"	Bulk	pk. 5/25
# 2248	8"	Bulk	pk. 5/25
# 2249	12"	Bulk	pk. 5/25



*D.C. = DIRECT CONNECT OR HI-LINE *S.J. = SLIP JOINT *R.B. = ROUGH BRASS C.P. = CHROME PLATED

Slip joint Extension Tailpieces

• White PP

# 2254	1-1/2" x 6"	Bulk	pk. 5/25
# 2255	1-1/2" x 8"	Bulk	pk. 5/25
# C2256	1-1/2" x 12"	Display Bag	pk. 5/25
# 2258	1-1/2" 16", Double-End	Bulk	pk. 1/25
# C2256A	1-1/4" x 12"	Display Bag	pk. 5/25



Branch Tailpieces

• White PP

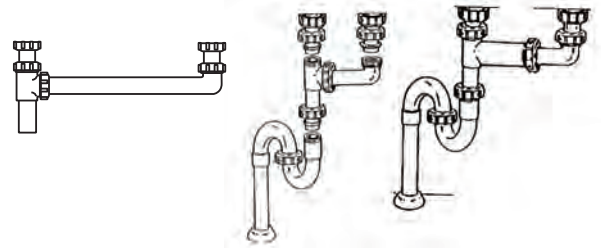
# C1505	Direct Connect, 1/2 Arm, Display Bag	Display Bag	pk. 1/5/25
# 1506	Slip Joint, 1/2 Arm	Bulk	pk. 5/25



End-Outlet Waste & Tees

• White PP

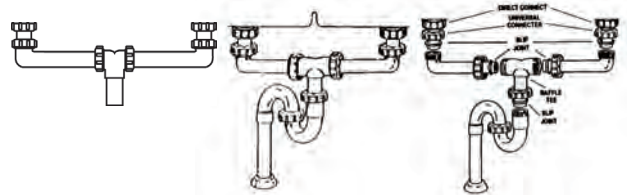
# C2260	16", Universal (SJ or DC)	Display Bag	pk. 1/25
# 2260P	16", Universal (SJ or DC)	Bulk	pk. 5/25
# 2264P	16", Direct Connect	Bulk	pk. 5/25
# 2268P	End-Outlet Tee	Bulk	pk. 5/25



Center-Outlet Waste & tees

• White PP

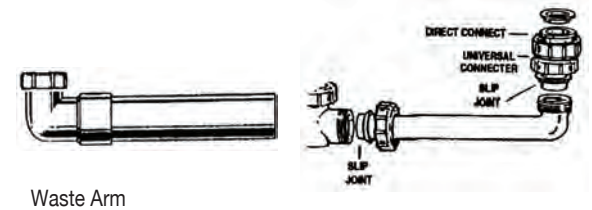
# C2263	16", Universal (SJ or DC),	Display Bag	pk. 1/25
# 2265P	16", Slip Joint	Bulk	pk. 5/25



Waste Arms Bend 1-1/2"

• White PP

# C2213	15", Universal (SJ or DC)	Display Bag	pk. 1/25
# 2217A	12", Direct Connect	Bulk	pk. 5/25
# 2217	15", Direct Connect	Bulk	pk. 5/25
# 2220A	12", Slip Joint	Bulk	pk. 5/25
# 2220	15", Slip Joint	Bulk	pk. 5/25
# 2220B	24", Slip Joint	Bulk	pk. 5/25



Bath Wastes & Overflow

• White

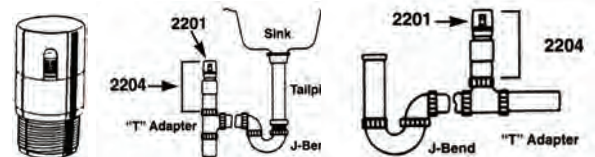
# C2298	1-1/2" Trip Lever, PP	Display Box	pk. 1/20
# C2297	1-1/2" Lift & Turn, PP	Display Box	pk. 1/20
# C2299	1-1/2" Touch 'N Stop, PP	Display Box	pk. 1/20
# 1864	Trip Lever Linkage Assembly, Brass	Bulk	pk. 5/25
# C1864	Trip Lever Linkage Assembly, Brass	Carded	pk. 1/25



Pro Vent

• Black ABS

# 2201	1-1/2" Pro Vent / Auto Vent	Bulk	pk. 1/200
--------	-----------------------------	------	-----------



Accessories

# 2207	Trap Adapter (Marvel Adapter)	Bulk	pk. 10/50/100
# D2415	1-1/2" Male PVC/DWV Trap Adapter Spigot x Slip Joint	Bulk	pk. 1/50
# D2515	1-1/2" Female PVC/DWV Trap Adapter Hub x Slip Joint	Bulk	pk. 1/50
# 2209	1-1/2" White Box Escutcheon	Bulk	pk. 10/50/100



Garbage Disposal Accessories

# 2206	Disposer Hook-Up Kit Assembly, White PP	Bulk	pk. 1/25
# 1546	4" Disposal Drain Elbow, ISE Style, White PP	Bulk	pk. 5/25
# 1548	7" Disposal Drain Elbow, ISE Style, White PP	Bulk	pk. 5/25
# 1547	7" Disposal EL w/nut Waste-King Style, White PP	Bulk	pk. 5/25
# 1536P	Hush-Cushion Disposal Seal ISE Style, Rubber	Bulk	pk. 5/25
# 1535P	Hush-Cushion Disposal Seal Waste-King Style, Rubber	Bulk	pk. 5/25
# 1412P	Dishwasher Air Gap, CP Top	Bulk	pk. 1/5/50



Hush Cushion Disposal Seal 1535P



Hush Cushion Disposal Seal 1536P

Plastic Nuts & Washers

# 2290AP	1-1/4" Slip Nut, White	Bulk	pk. 25/500
# 2290P	1-1/2" Slip Nut, White	Bulk	pk. 25/500
# 2810P	1-1/4" Split Slip Nut, White, w/ Washer, Bulk	Bulk	pk. 5/50
# 2811P	1-1/2" Split Slip Nut, White, w/ Washer, Bulk	Bulk	pk. 5/50
# 2774P	1-1/4" Poly Slip Joint Washer	Bulk	pk. 100/3500
# 2778P	1-1/2" Poly Slip Joint Washer	Bulk	pk. 100/3500
# 2775P	1-1/2 x 1-1/4" Poly Slip Joint Washer	Bulk	pk. 100/3500
# 2776P	2" Poly Slip Joint Washer	Bulk	pk. 100/1000
# 2804P	1-1/2" Poly Flanged Tailpiece Washer	Bulk	pk. 100/3500
# C3492	Nut & Washer Assortment, Blister Card	Carded	pk. 3/12



Slip Joint Washer



Slip Nut



Flanged Tailpiece Washer



Reducing Slip Joint Washer



Nut and Washer Assortment

FLEXIBLE TUBULAR

Flexi Slip Joint Tailpiece

# C44125	1-1/4" Tailpiece, S.J.,	Display Bag	pk. 5/50
# C44160	1-1/2" Tailpiece, S.J.	Display Bag	pk. 5/50

Flexi Direct Connect Tailpiece

# C44150	1-1/2" Tailpiece, D.C.	Display Bag	pk. 5/50
----------	------------------------	-------------	----------

FlexiCoupler/Elbow

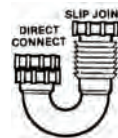
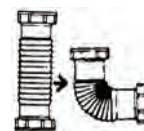
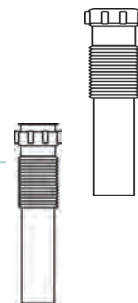
# C44175	1-1/2" x 1-1/4" Coupler	Display Bag	pk. 5/50
----------	-------------------------	-------------	----------

Flexi Trap

# C44170	Combo J-Bend, Regular and Reverse Nut	Display Bag	pk. 5/25
----------	---------------------------------------	-------------	----------

Flexi Pop-Up Assembly

# C44130	1-1/4" Chrome Pop-Up Assembly	Carded	pk. 4/24
----------	-------------------------------	--------	----------



Groove Joint Pliers

- Drop-Forged
- Fully Polished & Chrome Plated
- Sure-Grip Cushioned Handles
- Multiple Channels Give Wide Range of Jaw Openings

# 95517	8"	Carded	pk. 6/36
# 95518	10"	Carded	pk. 6/36
# 95519	12"	Carded	pk. 6/36
# 95526	16"	Carded	pk. 6/36



Adjustable Pipe Wrenches

- Heavy Duty
- High Alloy Steel
- Drop Forged Jaws

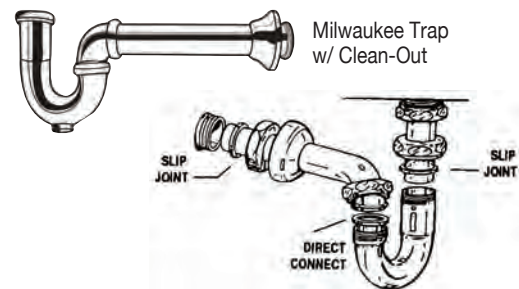
# 98702	8"	Display Sleeve	pk. 6/36
# 98703	10"	Display Sleeve	pk. 6/24
# 98704	14"	Display Sleeve	pk. 6/12
# 98705	18"	Display Sleeve	pk. 1/6
# 98706	24"	Display Sleeve	pk. 1/6



*D.C. = DIRECT CONNECT OR HI-LINE *S.J. = SLIP JOINT *R.B. = ROUGH BRASS C.P. = CHROME PLATED

P-Trap Brass

	SIZE	FINISH	GAUGE	PUT-UP	
# C2270	1-1/4"	C.P.	22 Ga.	Display Bag	pk. 5
# 2271	1-1/2"	C.P.	22 Ga.	Boxed	pk. 1/25
# C2271	1-1/2"	C.P.	22 Ga.	Display Bag	pk. 1/25
# 2278A	1-1/4"	C.P.	20 Ga.	Boxed	pk. 1/25
# 2278	1-1/4"	C.P.	20 Ga. with Clean-Out	Boxed	pk. 1/25
# 2279A	1-1/2"	C.P.	20 Ga.	Boxed	pk. 1/25
# 2279	1-1/2"	C.P.	20 Ga. with Clean-Out	Boxed	pk. 1/25
# 2272	1-1/4"	C.P.	17 Ga.	Boxed	pk. 1/10
# 2272A	1-1/4"	C.P.	17 Ga. with Clean-Out	Boxed	pk. 1/10
# 2273	1-1/2"	C.P.	17 Ga.	Boxed	pk. 1/10
# 2273A	1-1/2"	C.P.	17 Ga. with Clean-Out	Boxed	pk. 1/10
# 2945010	1-1/2"	C.P.	20 Ga. Milwaukee P-Trap	Boxed	pk. 1/12
# 2945015	1-1/2"	C.P.	17 Ga. Milwaukee P-Trap with Clean-Out	Boxed	pk. 1/12



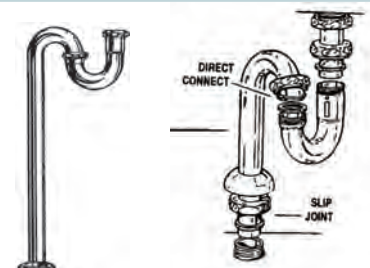
Wall Arms

	LENGTH	SIZE	FINISH	GAUGE	PUT-UP	
# 2472	7"	1-1/4"	C.P.	22 Ga.	Bulk	pk. 5/25
# 2473	7"	1-1/2"	C.P.	22 Ga.	Bulk	pk. 5/25
# 7410	7"	1-1/4"	C.P.	20 Ga.	Bulk	pk. 5/25
# 7412	15"	1-1/4"	C.P.	20 Ga.	Bulk	pk. 5/25
# 7415	15"	1-1/2"	C.P.	20 Ga.	Bulk	pk. 5/25



S-Trap

	SIZE	FINISH	GAUGE	PUT-UP	
# C2450	1-1/4"	C.P.	22 Ga.	Display Bag	pk. 1/10
# C2451	1-1/2"	C.P.	22 Ga.	Display Bag	pk. 1/10
# 7450	1-1/4"	C.P.	20 Ga.	Boxed	pk. 1/10
# 7451	1-1/2"	C.P.	20 Ga.	Boxed	pk. 1/10
# 2274	1-1/4"	C.P.	17 Ga.	Boxed	pk. 1/10
# 2275	1-1/2"	C.P.	17 Ga.	Boxed	pk. 1/10



Repair Traps

	SIZE	FINISH	GAUGE	PUT-UP	
# 7470	1-1/4"	C.P.	20 Ga.	Boxed	pk. 1/25
# 7471	1-1/2"	C.P.	20 Ga.	Boxed	pk. 1/25
# 7472	1-1/4"	C.P.	17 Ga.	Boxed	pk. 1/25
# 7473	1-1/2"	C.P.	17 Ga.	Boxed	pk. 1/25



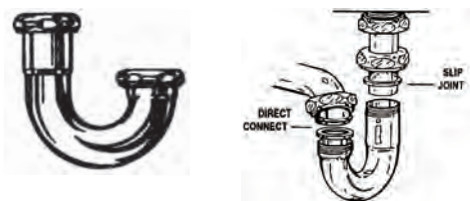
Specialty Traps

	SIZE	FINISH	GAUGE	PUT-UP	
# 2753010	1-1/2"	C.P.	22 Ga.	Boxed	pk. 1/25
# 2753200	1-1/2"	N.P.	—	Boxed	pk. 1/25



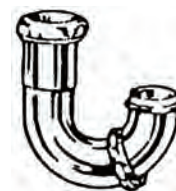
J-Bends

	SIZE	FINISH	GAUGE	PUT-UP	
# C2452	1-1/4"	C.P.	22 Ga.	Display Bag	pk. 1/25
# C2453	1-1/2"	C.P.	22 Ga.	Display Bag	pk. 1/25
# 2276	1-1/4"	C.P.	17 Ga.	Boxed	pk. 5/25
# 2277	1-1/2"	C.P.	17 Ga.	Boxed	pk. 5/25



Sink Trap J-Bends (Captive Nut)

	SIZE	FINISH	GAUGE	PUT-UP	
# C2479	1-1/2"	C.P.	20 Ga.	Display Bag	pk. 1/25
# 2984015	1-1/2"	C.P.	22 Ga.	Bulk	pk. 1/25
# 2984014	1-1/4"	C.P.	17 Ga.	Boxed	pk. 5/25
# 2984018	1-1/2"	C.P.	17 Ga.	Boxed	pk. 5/25



Trap Plugs

- Brass
- Screw into Cleanout on J-Bend

# 8001010	Tubular Trap	Chrome	Bulk	pk. 1/500
# 8001020	Tubular Trap	Rough Brass	Bulk	pk. 1/500
# 8002020	Cast Traps	Chrome	Bulk	pk. 1/250
# 8002010	Cast Traps	Rough Brass	Bulk	pk. 1/25



Rubber - Expansion Style

- Insert into Clean-Out & Tighten Wing Nut
- Seals Uneven or Broke Threads

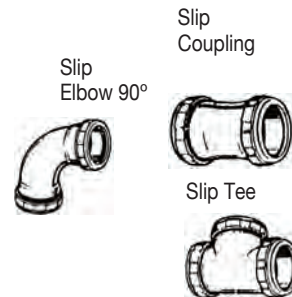
# 8005010	Small	3/4"	Display Card	pk. 12/card
# 8005020	Medium	7/8"	Display Card	pk. 12/card
# 8005030	Large	1"	Display Card	pk. 12/card

Order by the Card!
For 12pcs you
would order 1



Coupling, Elbows, & Tees

	SIZE	TYPE	FINISH	GAUGE	PUT-UP	
# C2816	1-1/4"	90° Elbow	C.P.	22 Ga.	Display Bag	pk. 5/25
# C2817	1-1/2"	90° Elbow	C.P.	22 Ga.	Display Bag	pk. 5/25
# 2813	1-1/4"	45° Elbow	C.P.	22 Ga.	Bulk	pk. 5/25
# 2814	1-1/2"	45° Elbow	C.P.	22 Ga.	Bulk	pk. 5/25
# C2818	1-1/4"	Coupling	C.P.	22 Ga.	Display Bag	pk. 5/25
# C2819	1-1/2"	Coupling	C.P.	22 Ga.	Display Bag	pk. 5/25
# C2815	1-1/2"	Tee	C.P.	Cast	Display Bag	pk. 5/25
# 3040020	1-1/2"	Tee	Rough Brass	Cast	Bulk	pk. 5/25



Flanged Tailpiece

	SIZE	FINISH	GAUGE	PUT-UP	
# 2811020	1-1/4" x 6"	C.P.	22 Ga. Fits 1-1/2" Nut	Bulk	pk. 5/25
# 2811030	1-1/4" x 8"	C.P.	22 Ga. Fits 1-1/2" Nut	Bulk	pk. 5/25
# C24042	1-1/4" x 12"	C.P.	22 Ga. Fits 1-1/2" Nut	Display Bag	pk. 1/25
# 2811041	1-1/4" x 12"	C.P.	17 Ga. Fits 1-1/2" Nut	Bulk	pk. 5/25
# 2811150	1-1/2" x 4"	C.P.	22 Ga.	Bulk	pk. 5/25
# 2811160	1-1/2" x 6"	C.P.	22 Ga.	Bulk	pk. 5/25
# 2811170	1-1/2" x 8"	C.P.	22 Ga.	Bulk	pk. 5/25
# C24102	1-1/2" x 12"	C.P.	22 Ga.	Display Bag	pk. 1/25
# 2811181	1-1/2" x 12"	C.P.	20 Ga.	Bulk	pk. 5/25
# 2413-20	1-1/2" x 16"	C.P.	20 Ga. Flanged Both Ends	Bulk	pk. 5/25
# 2811165	1-1/2" x 62"	C.P.	17 Ga.	Bulk	pk. 5/25
# 2811183	1-1/2" x 12"	C.P.	17 Ga.	Bulk	pk. 5/25
# 2811190	1-1/2" x 4"	Rough Brass	22 Ga.	Bulk	pk. 5/25
# 2811200	1-1/2" x 6"	Rough Brass	22 Ga.	Bulk	pk. 5/25
# 2811210	1-1/2" x 8"	Rough Brass	22 Ga.	Bulk	pk. 5/25
# 2811220	1-1/2" x 12"	Rough Brass	22 Ga.	Bulk	pk. 5/25
# 2811223	1-1/2" x 18"	Rough Brass	22 Ga.	Bulk	pk. 5/25
# 2811227	1-1/2" x 24"	Rough Brass	22 Ga.	Bulk	pk. 5/25
# 2811228	1-1/2" x 12"	Rough Brass	17 Ga.	Bulk	pk. 5/25
# 314190	1-1/4" x 6"	C.P.	22 Ga. Fits 1-1/4" Nut	Bulk	pk. 5/25
# 314300	1-1/4" x 8"	C.P.	22 Ga. Fits 1-1/4" Nut	Bulk	pk. 5/25



Flanged Stainless Steel Tailpieces

# 2406S	1-1/2 x 4"	Bulk	pk. 5/25
# 2407S	1-1/2 x 6"	Bulk	pk. 5/25
# 2408S	1-1/2 x 8"	Bulk	pk. 5/25
# 2410S	1-1/2 x 12"	Bulk	pk. 5/25



*D.C. = DIRECT CONNECT OR HI-LINE *S.J. = SLIP JOINT *R.B. = ROUGH BRASS C.P. = CHROME PLATED

Sloan Tailpieces



	SIZE	FINISH	GAUGE	PUT-UP	
# 2811310	1-1/4" x 12"	C.P.	22 Ga. Extra Wide Flange	Bulk	pk. 1/25

Solder Extension Tailpieces



	SIZE	FINISH	GAUGE	PUT-UP	
# 2840010	1-1/4" x 6"	C.P.	22 Ga.	Bulk	pk. 5/25
# 2840020	1-1/4" x 8"	C.P.	22 Ga.	Bulk	pk. 5/25
# 2840030	1-1/4" x 12"	C.P.	22 Ga.	Bulk	pk. 5/25
# 2840140	1-1/2" x 8"	C.P.	22 Ga.	Bulk	pk. 5/25
# 2840150	1-1/2" x 12"	C.P.	22 Ga.	Bulk	pk. 5/25
# 2840170	1-1/2" x 8"	Rough Brass	22 Ga.	Bulk	pk. 5/25

Slip Joint Extension



	SIZE	FINISH	GAUGE	PUT-UP	
# 2987010	1-1/4" x 6"	C.P.	22 Ga.	Bulk	pk. 5/25
# C24272	1-1/4" x 8"	C.P.	22 Ga.	Display Bag	pk. 1/25
# 2987030	1-1/4" x 12"	C.P.	22 Ga.	Bulk	pk. 5/25
# 2987040	1-1/2" x 6"	C.P.	22 Ga.	Bulk	pk. 5/25
# 2987050	1-1/2" x 8"	C.P.	22 Ga.	Bulk	pk. 5/25
# C24352	1-1/2" x 12"	C.P.	22 Ga.	Display Bag	pk. 1/25
# 2435-20	1-1/2" x 12"	C.P.	20 Ga.	Bulk	pk. 5/25
# 2426-17	1-1/4" x 6"	C.P.	17 Ga.	Bulk	pk. 5/25
# 2987021	1-1/4" x 8"	C.P.	17 Ga.	Bulk	pk. 5/25
# 2987031	1-1/4" x 12"	C.P.	17 Ga.	Bulk	pk. 5/25
# 2987061	1-1/2" x 12"	C.P.	17 Ga.	Bulk	pk. 5/25
# 2987070	1-1/2" x 6"	Rough Brass	22 Ga.	Bulk	pk. 5/25
# 2987080	1-1/2" x 8"	Rough Brass	22 Ga.	Bulk	pk. 5/25
# 2987090	1-1/2" x 12"	Rough Brass	22 Ga.	Bulk	pk. 5/25
# 2987100	1-1/2" x 16"	Rough Brass	22 Ga.	Bulk	pk. 1/25

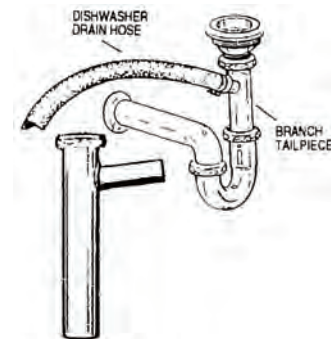
TBE Tailpiece (Threaded Both Ends)



	SIZE	FINISH	GAUGE	PUT-UP	
# 2870010	1-1/4" x 6"	C.P.	20 Ga.	Bulk	pk. 5/25
# 2870020	1-1/4" x 8"	C.P.	20 Ga.	Bulk	pk. 5/25
# 2870030	1-1/4" x 12"	C.P.	20 Ga.	Bulk	pk. 5/25
# 2870130	1-1/2" x 6"	C.P.	20 Ga.	Bulk	pk. 5/25
# 2870140	1-1/2" x 8"	C.P.	20 Ga.	Bulk	pk. 5/25
# 2870150	1-1/2" x 12"	C.P.	20 Ga.	Bulk	pk. 5/25
# 2870021	1-1/4" x 8"	C.P.	17 Ga.	Bulk	pk. 5/25
# 2870035	1-1/4" x 12"	C.P.	17 Ga.	Bulk	pk. 5/25
# 2870185	1-1/2" x 12"	C.P.	17 Ga.	Bulk	pk. 5/25
# 2870040	1-1/4" x 6"	Rough Brass	20 Ga.	Bulk	pk. 5/25
# 2870060	1-1/4" x 12"	Rough Brass	20 Ga.	Bulk	pk. 5/25
# 2870160	1-1/2" x 6"	Rough Brass	20 Ga.	Bulk	pk. 5/25
# 2870170	1-1/2" x 8"	Rough Brass	20 Ga.	Bulk	pk. 5/25
# 2870180	1-1/2" x 12"	Rough Brass	20 Ga.	Bulk	pk. 5/25
# 2870200	1-1/2" x 24"	Rough Brass	20 Ga.	Bulk	pk. 5/25
# 2475R-20	1-3/8" x 12"	Rough Brass	20 Ga.	Bulk	pk. 5/25

Dishwasher Branch Tailpiece 22G

	SIZE	NUT	TYPE	FINISH	BRANCH	PUT-UP	
# C2466	8"	Die Cast	Direct Connect	C.P.	1/2" Copper	Display Bag	pk. 5/25
# 2465	8"	Die Cast	Slip Joint	C.P.	1/2" Copper	Bulk	pk. 5/25
# 2467	8"	Die Cast	Slip Joint	C.P.	3/4" Copper	Bulk	pk. 5/25
# 3090020	8"	Die Cast	Direct Connect	Rough Brass	1/2" Copper	Bulk	pk. 5/25
# 3090030	12"	Die Cast	Direct Connect	Rough Brass	1/2" Copper	Bulk	pk. 5/25
# 3090040	12"	Brass	Direct Connect	Rough Brass	1/2" Copper	Bulk	pk. 5/25
# 3090090	12"	Die Cast	Direct Connect	Rough Brass	3/4" Copper	Bulk	pk. 5/25
# 3090050	8"	Die Cast	Direct Connect	Rough Brass	3/4" GHT	Bulk	pk. 5/25
# 3090060	12"	Die Cast	Direct Connect	Rough Brass	3/4" GHT	Bulk	pk. 5/25



End-Outlet Waste

	DESCRIPTION	TYPE	FINISH	GAUGE	PUT-UP	
2454SJ	Complete 16"	Slip Joint	C.P.	22 Ga.	Bulk	pk. 1/5
C2454	Complete 16"	Universal	C.P.	22 Ga.	Display Bag	pk. 1/5
2457	Cast Tee & Tailpiece		C.P.		Bulk	pk. 1/5




Center-Outlet Waste

	DESCRIPTION	TYPE	FINISH	GAUGE	PUT-UP	
2455SJ	Complete 16"	Slip Joint	C.P.	22 Ga.	Bulk	pk. 1/5
C2455	Complete 16"	Universal	C.P.	22 Ga.	Bulk/Display Bag	pk. 1/5
2456	Cast Tee & Tailpiece		C.P.		Bulk	pk. 1/5



Slip Joint Waste Bend

	SIZE	FINISH	GAUGE	PUT-UP	
2457SJ	1-1/2" x 6"	C.P.	22 Ga.	Bulk	pk. 5/25
2458SJ	1-1/2" x 8"	C.P.	22 Ga.	Bulk	pk. 5/25
2460SJ	1-1/2" x 12"	C.P.	22 Ga.	Bulk	pk. 5/25
2461SJ	1-1/2" x 15"	C.P.	22 Ga.	Bulk	pk. 5/25
2462SJ	1-1/2" x 18"	C.P.	22 Ga.	Bulk	pk. 5/25
2960091	1-1/2" x 7-1/2"	C.P.	17 Ga.	Bulk	pk. 5/25
2960104	1-1/2" x 15"	C.P.	17 Ga.	Bulk	pk. 5/25
2960010	1-1/2" x 6"	Rough Brass	22 Ga.	Bulk	pk. 5/25
2960020	1-1/2" x 8"	Rough Brass	22 Ga.	Bulk	pk. 5/25
2960030	1-1/2" x 12"	Rough Brass	22 Ga.	Bulk	pk. 5/25
2960040	1-1/2" x 18"	Rough Brass	22 Ga.	Bulk	pk. 5/25
2960050	1-1/2" x 24"	Rough Brass	22 Ga.	Bulk	pk. 1/10
2960060	1-1/2" x 30"	Rough Brass	22 Ga.	Bulk	pk. 1/10
2960070	1-1/2" x 36"	Rough Brass	22 Ga.	Bulk	pk. 1/10
2960031	1-1/2" x 12"	Rough Brass	17 Ga.	Bulk	pk. 1/10



Direct Connect Waste Bend/ Kwik Hook-Up

	SIZE	FINISH	GAUGE	PUT-UP	
2950035	1-1/2" x 8"	C.P.	22 Ga.	Bulk	pk. 5/25
2950040	1-1/2" x 12"	C.P.	22 Ga.	Bulk	pk. 5/25
2950041	1-1/2" x 15"	C.P.	22 Ga.	Bulk	pk. 5/25
2950050	1-1/2" x 18"	C.P.	22 Ga.	Bulk	pk. 5/25
2950060	1-1/2" x 24"	C.P.	22 Ga.	Bulk	pk. 5/25
2950006	1-1/2" x 7-1/2"	C.P.	17 Ga.	Bulk	pk. 5/25
2950045	1-1/2" x 15"	C.P.	17 Ga.	Bulk	pk. 5/25
2950005	1-1/2" x 8"	Rough Brass	22 Ga.	Bulk	pk. 5/25
2950010	1-1/2" x 12"	Rough Brass	22 Ga.	Bulk	pk. 5/25
2950020	1-1/2" x 18"	Rough Brass	22 Ga.	Bulk	pk. 1/10
2950030	1-1/2" x 24"	Rough Brass	22 Ga.	Bulk	pk. 1/10



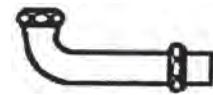
1-1/2" x 24" Bazooka Waste Arm • Cuts into One D/C and S/J

	DESCRIPTION	TYPE	FINISH	GAUGE	PUT-UP	
2960052	1-1/2" x 24"	Rough Brass	C.P.	22 Ga	Bulk	pk. 5/5



Slip Joint Elbow • With SJ Nut and Washer and Dc nut and washer

	DESCRIPTION	FINISH	GAUGE	PUT-UP	
# 2970010	1-1/4" x 4"	C.P.	22 Ga.	Bulk	pk. 5/5
# 2970020	1-1/4" x 6"	C.P.	22 Ga.	Bulk	pk. 5/5
# 2970030	1-1/4" x 8"	C.P.	22 Ga.	Bulk	pk. 5/5
# 2970050	1-1/4" x 12"	C.P.	22 Ga.	Bulk	pk. 5/5



Double Offset

	DESCRIPTION	FINISH	GAUGE	PUT-UP	
# 2807010	1-1/4"	C.P.	22 Ga.	Bulk	pk. 5/25
# 2807015	1-1/4"	C.P.	17 Ga.	Bulk	pk. 5/25
# 2803010	1-1/2"	C.P.	22 Ga.	Bulk	pk. 5/25
# 2803020	1-1/2"	Rough Brass	22 Ga.	Bulk	pk. 5/25
# 2803040	1-1/2"	Rough Brass	17 Ga.	Bulk	pk. 5/25



Sink Funnel

- Putty Cup

	DESCRIPTION	FINISH	GAUGE	PUT-UP	
# 2981010	1-1/2" x 6"	CP	22 Ga.	Bulk	pk. 5/25
# 2982010	Collar (Clamp), Cast Iron			Bulk	pk. 3/36

Sink Funnel

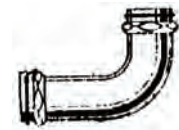


Collar



Closet Flush Els • with 2 SJ Nuts and washers

	DESCRIPTION	FINISH	GAUGE	PUT-UP	
# 2471A	1-1/2 x 6 x 8	C.P.	20 Ga.	Bulk	pk. 1/25
# 2470	2 x 5 x	C.P.	20 Ga.	Bulk	pk. 1/10
# 2471	2 x 6 x	C.P.	20 Ga.	Bulk	pk. 1/10



Waste & Overflow Accessories

# 2483	1-3/8" Waste & Overflow, Complete			Boxed	pk. 1/12
# 2482	1-1/2" Waste & Overflow, Complete			Boxed	pk. 1/12
# C2480	1-1/2" Trip Lever, Complete			Display Boxed	pk. 1/12
# 1861	1-3/8" W & O Shoe Only			Bulk	pk. 1/10
# 1859	1-3/8" Trim for W & O Shoe, C.P.			Bulk	pk. 1/10
# 1862	1-1/2" W & O Shoe Only			Bulk	pk. 1/10
# 1860	1-1/2" Trim for W & O Shoe, C.P.			Bulk	pk. 1/10
# 1864	Trip Lever Linkage Assy.			Bulk	pk. 5/25
# C1864	Trip Lever Linkage Assy.			1/Card	pk. 1/25

Waste & Overflow Shoe



Waste & Overflow



Trip Lever Bath Waste

Trip Lever Linkage



Trim For Shoe 1859/1860



Standing Bath & Waste Accessories

- for Leg Tubs and Tubs with out Overflows
- For Exposed Applications

# C2485A	Complete, Male x Female			Display Box	pk. 1/10
# 1908010	Chrome Plated Barrel Only			Boxed	pk. 1/5
# 1908020	19" Show Assembly with Trim and Grid			Boxed	pk. 1/30
# 1908025	Plunger Assembly and Top Cap			Boxed	pk. 1/5
# 1908060	Cast Female Tee Only			Boxed	pk. 1/5

Standing Bath Waste Shoe



Standing Bath Waste



Desanco/Trap Adapters

- Solid Brass
- With Nut and Washer

# 0064	1-1/4" OD Slip x 1-1/4" MPT and 1-1/4" Sweat	Bulk	pk. 10/50
# 0065	1-1/4" OD Slip x 1-1/2" MPT and 1-1/2" Sweat	Bulk	pk. 10/50
# 0066	1-1/2" OD Slip x 1-1/2" MPT and 1-1/2" Sweat	Bulk	pk. 10/50
# 0067	1-1/4" OD Slip x 1-1/4" FPT	Bulk	pk. 10/50
# 0068	1-1/4" OD Slip x 1-1/2" FPT	Bulk	pk. 10/50
# 0069	1-1/2" OD Slip x 1-1/2" FPT	Bulk	pk. 10/50

Male
Desanco



Female
Desanco



Die-Cast Slip Nuts

# 3100010	1-1/4"	C.P.	Bulk	pk. 25/500
# 3100040	1-1/2" x 1-1/4"	C.P.	Bulk	pk. 25/500
# 3100050	1-1/2" x 1-3/8"	C.P.	Bulk	pk. 10/50
# 3100060	1-1/2"	C.P.	Bulk	pk. 25/500
# 3100070	2" x 1-1/2"	C.P.	Bulk	pk. 10/500
# 3100080	2"	C.P.	Bulk	pk. 25/500
# 3100110	1-1/2" x 1-1/4" B.P.	B.P.	Bulk	pk. 25/500
# 3100120	1-1/2" B.P.	B.P.	Bulk	pk. 25/500
# 3100300	1-1/2" Blind Cap	C.P.	Bulk	pk. 10
# C3491	Nut & Washer Set, Blister Card	B.P.	1/Card	pk. 6/48

Slip Nuts



Blind Cap



Nut &
Washer Set

Cast Brass Slip Nuts

# 3100130	1-1/4" C.P.	C.P.	Bulk	pk. 25/500
# 3100140	1-1/2" x 1-1/4" C.P.	C.P.	Bulk	pk. 25/500
# 3100150	1-1/2" C.P.	C.P.	Bulk	pk. 25/500
# 3100170	1-1/4" R.B.	R.B.	Bulk	pk. 25/500
# 3100200	1-1/2" R.B.	R.B.	Bulk	pk. 10/500



Slip Nuts

Rubber Slip Joint Washers

# 8020010	1-1/4"	Bulk	pk. 100/6000
# 8020030	1-1/2" x 1-1/4"	Bulk	pk. 100/4000
# 8020020	1-1/2"	Bulk	pk. 100/5000
# 8020050	2" x 1-1/2"	Bulk	pk. 25/500
# 8020040	2"	Bulk	pk. 25/2000
# C3491	Nut & Washer Set	1/Card	pk. 6/48

Rubber Slip
Joint Washers



Nut &
Washer Set

Drum-Trap Cover

# 2329	C.P. Die-Cast with Gasket	Bulk	pk. 1/25/50
--------	---------------------------	------	-------------



Trap Primers


- 5/8" Comp Branch
- 1-1/4" Threaded Top
- Cast Brass Top, 17 ga Tailpiece
- Chrome Plated

# 316002	1-1/4"	Bulk	pk. 1/25
----------	--------	------	----------



Cast Brass LA Traps

# 2923100	1-1/2" IPS	R.B.	Boxed	pk. 1/25
# 2923110	1-1/2" IPS X 1 1/4 w/Clean-Out	R.B.	Boxed	pk. 1/25
# 2927100	1-1/2" Cop.	R.B.	Boxed	pk. 1/25
# 2926010	2" x 1-1/2" Sweat	R.B.	Boxed	pk. 1/25
# 2926015	2" x 1-1/2" IPS w/Clean-Out	R.B.	Boxed	pk. 1/25
# 2931010	1-1/2" x 1-1/4" IPS	C.P.	Boxed	pk. 1/25
# 2932010	1-1/2" x 1-1/4" IPS w/Clean-Out	C.P.	Boxed	pk. 1/25



Cast Brass NY Traps

# 2935010	1-1/2" x 1-1/4" IPS NY Trap, w/Clean-Out	C.P.	Boxed	pk. 1/25
# 2936010	1-1/2" x 1-1/4" IPS NY Trap, w/Clean-Out	R.B.	Boxed	pk. 1/25
# 2940020	2" x 1-1/2" IPS NY Trap, w/Clean-Out	C.P.	Boxed	pk. 1/25
# 2940010	2" x 1-1/2" IPS NY Trap, w/Clean-Out	R.B.	Boxed	pk. 1/25



Cast Brass Swing Tee Traps

# 2922010	2" x 1-1/2" w/CO Swing-Tee Trap	R.B.	Boxed	pk. 1/25
-----------	---------------------------------	------	-------	----------



Cast Brass Swing Tee Traps

# 2944100	1-1/2" Low-Seal Bath Trap	R.B.	Boxed	pk. 1/25
-----------	---------------------------	------	-------	----------



RUBBER TRANSITION FITTINGS

Couplings • PVC, Iron Pipe or Cast Iron x PVC, Iron Pipe or Cast Iron

# 349150	1-1/4" x 1-1/4"	Bulk	pk. 10/100
# 349160	1-1/2" x 1-1/4"	Bulk	pk. 10/100
# 349170	1-1/2" x 1-1/2"	Bulk	pk. 10/100
# 349180	1-1/2" x 2"	Bulk	pk. 5/100
# 349190	2" x 2"	Bulk	pk. 5/100
# 349200	3" x 2"	Bulk	pk. 5/100
# 349210	3" x 3"	Bulk	pk. 5/100
# 349230	4" x 3"	Bulk	pk. 5/100
# 349220	4" x 2"	Bulk	pk. 1/100
# 348770	4" x 1-1/2"	Bulk	pk. 1/100
# 349240	4" x 4"	Bulk	pk. 5/100
# 392284	5" x 4"	Bulk	pk. 1/60
# 392285	6" x 6"	Bulk	pk. 1/60
# 392286	6" x 4"	Bulk	pk. 1/80



Coupling



Reducing
Coupling

Tubular Couplings

• Tubular Side Fits Both 1-1/4" or 1-1/2"

# 349250	Tubular x 1-1/2" DWV	Bulk	pk. 10/100
# 349260	Tubular x 2" DWV	Bulk	pk. 10/100
# 349140	Tubular x Tubular	Bulk	pk. 10/100



90° Flexible Elbow

• PVC, Iron Pipe or Cast Iron x PVC, Iron Pipe or Cast Iron

# 348810	1-1/2" x 1-1/2"	Bulk	pk. 5/50
# 348820	2" x 2"	Bulk	pk. 5/50
# 348830	3" x 3"	Bulk	pk. 1/50
# 348840	4" x 4"	Bulk	pk. 1/50



Flexible Rubber J-Bend DWV

# 348930	1-1/2"	Bulk	pk. 5/25
----------	--------	------	----------



Flexible Tee

• PVC, Iron Pipe or Cast Iron x PVC, Iron Pipe or Cast Iron

# 348850	1-1/2" x 1-1/2"	Bulk	pk. 5/50
# 348860	2" x 2"	Bulk	pk. 5/50
# 348870	3" x 3"	Bulk	pk. 1/50
# 348880	4" x 4"	Bulk	pk. 1/50



Caps

• PVC, Iron Pipe or Cast Iron x PVC, Iron Pipe or Cast Iron

# 613360	1-1/2" Test Cap	Bulk	pk. 10/400
# 613370	2" Test Cap	Bulk	pk. 10/400
# 613380	3" Test Cap	Bulk	pk. 5/200
# 613390	4" Test Cap	Bulk	pk. 5/200



Compression Joint Sealer/Donut Bell

• X PVC, Iron Pipe or Cast Iron

# 393652	2" x 2"	Bulk	pk. 1/60
# 392283	3" x 3"	Bulk	pk. 1/60
# 348890	4" x 4"	Bulk	pk. 1/60
# 348900	4" x 3"	Bulk	pk. 1/60



No-Hub Couplings

• Stainless Steel Bands and Clamps

# 348970	1-1/2"	Bulk	pk. 10/100
# 348980	2"	Bulk	pk. 5/100
# 348990	3"	Bulk	pk. 5/100
# 349000	4"	Bulk	pk. 5/100
# 349010	2" x 1-1/2"	Bulk	pk. 5/100
# 349020	3" X 2"	Bulk	pk. 1/100
# 349030	4" x 2"	Bulk	pk. 1/60
# 349040	4" x 3"	Bulk	pk. 1/60



PVC DWV FITTINGS

PVC P-Traps

- Sch 40 Size
- DWV Weight

MADE IN USA



Less Union

# 7602301	1-1/2" Less Cleanout	Bulk	pk. 1/25
# 7602302	2" Less Cleanout	Bulk	pk. 1/20
# 7602401	1-1/2" with Cleanout	Bulk	pk. 1/50
# 7602402	2" with Cleanout	Bulk	pk. 1/10

with Union (LA Style)

# 7602501	1-1/2" Less Cleanout	Bulk	pk. 1/25
# 7602502	2" Less Cleanout	Bulk	pk. 1/20
# 7602503	1 1/2" SJ Inlet	Bulk	pk. 1/25

PVC Floor Flange

- Countersunk Holes for Mounting Screws



ITEM #	DESCRIPTION	METAL RING	KNOCK-OUT		
# 7601001	4" x 3" One Piece	No	Yes	Bulk	pk. 1/25
# 7601004	4" One Piece	No	No	Bulk	pk. 1/25
# 7601008	4" Spigot	No	No	Bulk	pk. 1/25
# 7601009	3" Spigot	No	No	Bulk	pk. 1/25
# 7601002	4" x 3"	Yes	Yes	Bulk	pk. 1/25
# 7601005	4"	Yes	No	Bulk	pk. 1/25
# 7601003	3" Spigot	Yes	No	Bulk	pk. 1/25
# D823422	4" x 3" Offset	No	No	Bulk	pk. 1/25

CAST IRON NO HUB FITTINGS

- For C. I. No-Hub Pipe, See Pipe Section



	1 1-1/2"	2"	3"	4"		
1/8" Bend	# 0550201	# 0550202	# 0550203	# 0550204	Bulk	pk. 1
1/4" Bend	# 0550301	# 0550302	# 0550303	# 0550304	Bulk	pk. 1
Tee Wye	# 0550401	# 0550402	# 0550403	# 0550404	Bulk	pk. 1
Wye	# 0550501	# 0550502	# 0550503	# 0550504	Bulk	pk. 1
Trap	# 0550931	# 0551102	# 0551103	# 0551104	Bulk	pk. 1

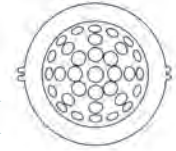


	2" X 1-1/2"	2" X 2"	3" X 2"	4" X 2"	4" X 3"		
Tee Wye	—	—	# 0550832	# 0550842	# 0550843	Bulk	pk. 1
Wye	—	—	# 0550932	# 0550942	# 0550943	Bulk	pk. 1
Double Wye	—	—	# 0550554	—	—	Bulk	pk. 1
Tap Tee	# 0551032	# 0551022	—	—	—	Bulk	pk. 1

CAST IRON FITTINGS

Cast Iron Perforated Drain Cover


- with Ears for Screws /Bolts



# 0669	9-1/2" Diameter	Bulk	pk. 1/5
--------	-----------------	------	---------

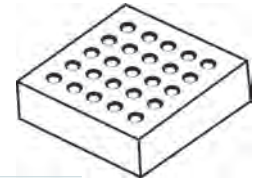
Cesspool Plates

- Galvanized Stamped Steel or Painted Cast Iron
- 14 Ga., .078" Thick Stamped Steel
- 1/2" Diameter Drain Holes




SIZE	GALVANIZED	C.I.		PACK
6" x 6"	# CESS6	—	Bulk	pk. 5/50
8" x 8"	# CESS8	—	Bulk	pk. 5/25
10" x 10"	# CESS10	# 0667	Bulk	pk. 5/25
12" x 12"	# CESS12	# 0668	Bulk	pk. 3/15

Cast Iron Perforated Vent Box



# 0660	6' x 6" x 2"	Bulk	pk. 1/10
--------	--------------	------	----------

Cast Iron Water Access Box



# 0662	6' x 6" x 2"	Bulk	pk. 1/10
--------	--------------	------	----------

4" Cast Iron Philadelphia Style Vent Box

- Cast Iron
- Secures by Overlapping Lug & Screw
- Internal Cast Baffles



0665



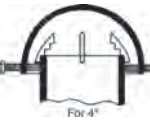
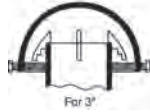
0666

# 0666	Complete Box	Bulk	pk. 1/10
# 0665	Lid Only	Bulk	pk. 1/10

CAST IRON FITTINGS continued

Mushroom Vent Cap

- Fits Both 3" & 4" Cast Iron, Plastic or Other Vent Stacks
- Includes Hex Head Bolt / Set Screw
- Fluted



# 0650	High Impact PVC	Bulk	pk. 1/5/20
# 0652	Cast Iron	Bulk	pk. 1/5/20

Cast Iron Repair Plates

- Complete with U-Bolts & Nuts



# 0670	2"	Bulk	pk. 1/10
# 0671	3"	Bulk	pk. 1/10
# 0672	4"	Bulk	pk. 1/10

Cast Iron Tapped Saddle Tee

- Complete with U-Bolts & Nuts



# 0675	4"	1-1/2" IPT	Bulk	pk. 1/10
# 0676	4"	2" IPT	Bulk	pk. 1/10

Cast Iron Floor Flanges

- Regular



# 0678	Straight	4" x 1-1/2"	Bulk	pk. 1/5/10
# 0679	Straight	4" x 2"	Bulk	pk. 1/5/10
# 0680	Straight	4" x 2-1/2"	Bulk	pk. 1/5/10

No Caulk Cast Iron Floor Flange

- Four Stainless Bolts and Washers
- Neoprene Gasket Meets ASTM C564
- Push Over Cast Iron or Plastic Pipe, Anchor to Floor and Tighten Bolts



# 0690	Bulk	pk. 1/10
--------	------	----------

LEAD CLOSET FITTINGS

Lead Repair Collar



# 300500	Bulk	pk. 1
----------	------	-------

LEAD CLOSET FITTINGS

Lead Bend



# 0350120	4 x 8 x 12	Bulk	pk. 1
# 0350125	4 x 10 x 12	Bulk	pk. 1
# 0350130	4 x 12 x 12	Bulk	pk. 1

Lead Cleanout Plug



# 4955020	2"	Bulk	pk. 1/24/48
# 4955030	2-1/2"	Bulk	pk. 1/24/48
# 4955040	3"	Bulk	pk. 1/12/24
# 4955050	3-1/2"	Bulk	pk. 1/12/24
# 4955060	4"	Bulk	pk. 1/12/24
# 4955070	4-1/2"	Bulk	pk. 1/12/24

CAST ALUMINUM DRAINAGE GRATES

- Cast Aluminum - Replaces Cast Iron
- Never Needs Painting
- Same Strength, but Lighter Weight
- No Oil or Residue
- Will Not Rust or Corrode
- Not as Brittle as Cast Iron - Less Breakage



ITEM#	DESCRIPTION	SCREW HOLE		
# 06100	4-5/16" x 3/16" Perforated	-	Bulk	pk. 1/25
# 06110	4-13/16" x 3/16" Perforated	-	Bulk	pk. 1/25
# 06120	5-11/16" x 3/16" Perforated	5-3/16"	Bulk	pk. 1/25
# 06130	6-5/16 x 3/16 Perforated	4-1/4"	Bulk	pk. 1/25
# 06140	6-5/8 x 3/16 Perforated	-	Bulk	pk. 1/25
# 06150	6-13/16 x 3/16 Perforated	-	Bulk	pk. 1/25
# 06160	9-7/8 x 3/16 Perforated	-	Bulk	pk. 1/25
# 06170	6-7/16 x 1/4 Perforated	-	Bulk	pk. 1/25
# 06180	8-3/8 x 1/2 Slotted	8"	Bulk	pk. 1/25

FRESH AIR PLATE

Plate with Clamp

- Plated Steel
- with Clamp ad Screw



# 4983010	Bulk	pk. 10/100
-----------	------	------------

4" DUO STRAINER ASSEMBLIES

Stainless Steel

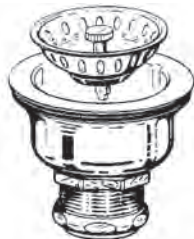
- 3-1/2" - 4" Dia. Opening
- 1-1/2" Slip Joint Nut
- Die Cast Slip-Nuts
- Neoprene Seat
- Rolled Edge Strainer Insert
- 2025 Style Strainer Insert
- Long Threaded Base



2115 Display Box pk. 1/50

Deep Cup Duo Assembly

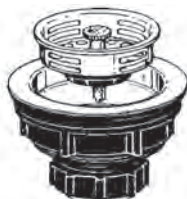
- Stainless Steel Body
- 3-1/2" - 4" Dia. Opening
- 1-1/2" Die Cast Slip Joint Nut
- Die Cast Slip-Nut
- 2025 Style Strainer Insert



2101 Display Box pk. 1/50

Plastic Duo Sink Assembly

- Stainless Clad Plastic
- 3-1/2" - 4" Dia. Opening
- 1-1/2" Slip Joint Nut
- Rolled Edge Strainer Insert
- 2025 Style Strainer Insert



2100P Display Box pk. 1/50

Turn n' Lock S.S. Duo Assembly

- Stainless Steel Basket with Brass Screw-In Stick Post
- 3-1/2" - 4" Dia. Opening
- 1-1/2" Slip Joint Nut
- Die Cast Slip-Nut
- Extra Thick Rubber Washer
- 2008 Style Strainer Insert



2102 Boxed pk. 1/50

Cast Brass Duo Assembly, C.P.

- 3-1/2" - 4" Dia. Opening
- 1-1/2" C.P. Brass Slip Joint Nut
- Brass Locknut
- Neoprene Seat
- Rolled Edge Strainer Insert
- 2025 Style Strainer Insert
- Long Threaded Base



2113P Boxed pk. 1/40

Easy-Connection Basket Sink Strainer Assembly

- 4"
- Tool-Free - Uses Thumb Screws for Mounting



2114P Boxed pk. 1/50

Flat Top Sink Strainer

- 4-1/2"
- Fit 3" to 4" Openings
- Stainless Steel



2104 Boxed pk. 1/10/50

4" DUO STRAINER ASSEMBLIES cont.

Adjustable Post Strainer Baskets

- Stainless Steel



# 2007	Adjustable Post	Bulk	pk. 10/100
# C2007	Adjustable Post	Carded	pk. 12/48

Fixed Stick Strainer Baskets

- Stainless Steel



# 2025	Fixed Stick Post	Bulk	pk. 5/25/100
# C2025	Fixed Stick Post	Carded	pk. 12/48

Fixed Stick Strainer Baskets

- Stainless Steel



# 2008	Spin & Seal	Bulk	pk. 10/100
--------	-------------	------	------------

Mesh S.S. Strainers

- Rust Resistant
- Popular Sizes



# C2015B	Lavatory	2-1/4" Diameter	Carded	pk. 10/100
# C2015A	Bath Tub	2-3/4" Diameter	Carded	pk. 10/100
# C2015	Kitchen	4-3/8" Diameter	Carded	pk. 10/100

STOPPERS

Disposal Stopper Universal

- Fits Most Disposal Drain Openings
- Flanged to Help Seal Drain
- Chrome Plated Knob for Easy Removal



# C0410	Carded	pk. 12/48
---------	--------	-----------

Flat Suction Sink Stopper

- Held in Place by Natural Suction of Drain
- Tab for Easy Removal



# C0490	Carded	pk. 12/240
---------	--------	------------

Hair Guard

- For Every Household Drain
- Catches Hair Debris



# C0499	Carded	pk. 12/48
---------	--------	-----------

STRAINER ACCESSORIES

Duo Strainer Lock Nuts

- Zinc
- Die Cast



# 2800P	4" Duo Strainer, 3-3/8" Thread Locknut Bagged with Paper Washer	Bag	pk. 10/250
# 2803P	Jr. Duo Strainer, 1-1/2" Thread Locknut	Bulk	pk. 10/500

Sink Strainer Washers

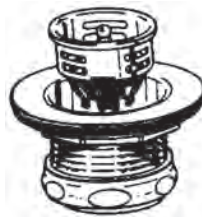


Item # /Type	I.D.	O.D.	Thick	Material	Packed
# 2801BP 4" Duo Strainer Washer	3-7/16"	4-7/16"	3/32"	Vinyl	Bulk 25/100/1000
# 2830P 4" Duo Strainer Friction Ring	3-1/2"	4-3/8"	1/16"	Fibre	Bulk 10/50/100
# 2804P Flanged Tailpiece Washer	—	—	—	Poly	Bulk 100/3500

2-1/2" STRAINER ASSEMBLIES

Junior Duo

- 1-1/2" Die Cast S.J. Nut and Die Cast Locknut
- For Bar or Laundry Tub
- Size: 2-1/2"
- Fits: 1-7/8" to 2-1/4" Drains
- with Strainer



# 2108	Boxed	pk. 1/50
--------	-------	----------

Junior Duo Basket

- 1-1/2 Fits 1-1/2" Duo"
- Stainless Steel



# 2012	Bulk	pk. 5/25
--------	------	----------

Duplex Strainer

- with Grid



# 2123	Boxed	pk. 1/100
--------	-------	-----------

Wash Tray Plugs

- with Rubber Stopper

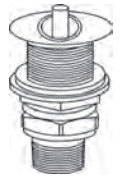


# 2109	Boxed	pk. 1/5/50
--------	-------	------------

STRAINERS

Bar Socket Drain

- All Brass
- 1" x 3-1/4"
- Brass Stopper



# 2121	Bulk	pk. 1/50
--------	------	----------

1-1/2" Crumb Cups with Post

- Stainless Steel

Item #	Type	Put-up	Packed
# 2011P	Sink	Bulk	10/250/1000
# C2011	Sink	Carded	12/72



1-1/2" Crumb Cups with No Post

- Stainless Steel

Item #	Type	Put-up	Packed
# 2000P	Sink	Bulk	10/250/1000
# C2000	Sink	Carded	12/72



1" Crumb Cups

- Stainless Steel

Item #	Type	Put-up	Packed
# 2001P	Basin or Lavatory	Bulk	10/250/1000
# C2001	Basin or Lavatory	Carded	12/72



1-3/8" Crumb Cups

- Stainless Steel


Item #	Type	Put-up	Packed
# 2002P	Tub & Laundry	Bulk	10/250/1000
# C2002	Tub & Laundry	Carded	12/72



3-1/8" Fits -All Drain Protector

- Aluminum

# 2003P	Bulk	pk. 10/100/250
# C2003	Carded	pk. 1/72



3 Prong Drain Protector

- Aluminum

# 2005P	Round	1-5/8"	Bulk	10/250/1000
# C2005	Round	1-5/8"	Carded	6/144

# 2006P	Round	1-7/8"	Bulk	10/250/1000
# C2006	Round	1-7/8"	Carded	6/144



Flat Strainers

# 2632005	Round	1-1/2"	Bulk	10/500
# 2632010	Round	1-5/8"	Bulk	10/500
# 2632020	Round	1-7/8"	Bulk	10/500



STOPPERS

Basin Fit-All

- White Rubber

# 0491P	1" TO 1-3/8"	Bulk	pk. 25/250/500
# C0491	1" TO 1-3/8"	Carded	pk. 12/72
# 0491AP WITH CHAIN	1" TO 1-3/8"	Bulk	pk. 25/500



Tub & Laundry Universal Fit

- White Rubber

# 0492P	1-1/2" TO 2"	Bulk	pk. 25/250/500
# C0492	1-1/2" TO 2"	Carded	pk. 12/72
# 0492AP WITH CHAIN	1-1/2" TO 2"	Bulk	pk. 25/250



Duo-Fit Rubber Stoppers

Each Stopper Fits Two Sizes!

- Rust Resistant Ring
- Positive Seal

# C0450	Fits 7/8" to 1" Dia.	Carded	pk. 12/72
# C0451	Fits 1-1/8" to 1-1/4" Dia.	Carded	pk. 12/72
# C0452	Fits 1-3/8" to 1-1/2" Dia.	Carded	pk. 12/72
# C0453	Fits 1-5/8" to 1-3/4" Dia.	Carded	pk. 12/72



Hollow Stoppers-White Rubber

- Rust Resistant Ring

# 0481P	1"	Bulk	pk. 12/960
# 0482P	1-1/8"	Bulk	pk. 12/960
# 0483P	1-1/4"	Bulk	pk. 12/960
# 0484P	1-3/8"	Bulk	pk. 12/960
# 0485P	1-1/2"	Bulk	pk. 12/960
# 0486P	1-5/8"	Bulk	pk. 12/960
# 0487P	1-3/4"	Bulk	pk. 12/960
# 0488P	1-7/8"	Bulk	pk. 12/960
# 0489P	2"	Bulk	pk. 12/480



Solid Stoppers-White Rubber

- C.P. Brass Post
- Rust Resistant Ring

# 0481AP	1"	Bulk	pk. 10/500
# 0482AP	1-1/8"	Bulk	pk. 10/500
# 0483AP	1-1/4"	Bulk	pk. 10/500
# 0484AP	1-3/8"	Bulk	pk. 10/500
# 0485AP	1-1/2"	Bulk	pk. 10/500
# 0486AP	1-5/8"	Bulk	pk. 10/500
# 0487AP	1-3/4"	Bulk	pk. 10/500
# 0488AP	1-7/8"	Bulk	pk. 10/500
# 0489AP	2"	Bulk	pk. 10/500



Beaded Chain & Couplings

- Made of Nickel Plated Brass

Item #	Description	Size	Trade #	Packed
# 0408	100' Reel	1/8"	6	1/5
# 0409AN	coupling type A	1/8"	6	100/1000
# 0400P	11" basin w/ 1 B couplings	5/32"	8	25/250
# 0401P	15" tub w/ 1 B couplings	5/32"	8	25/250
# 0405P	coupling type a	3/16"	10	100/1000



STRAINER WRENCHES

Dumbbell Style Strainer Wrench

- Cast Aluminum
- Fits Virtually Every Strainer
- Hex Body to Fit Wrench



C1101 Carded pk. 4/24

Strainer Wrench

- For Installation & Removal of All Tub & Sink Drains
- Plated Steel



C1127 Carded pk. 4/48

4-Way PO Plug Wrench

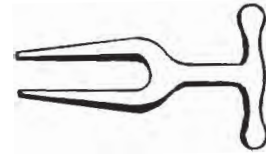
- Malleable Iron



C1106A Carded pk. 5/50

PO Plug Wrench

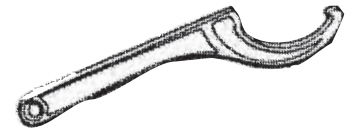
- Malleable Iron



1106P Carded pk. 5/50

Strainer Nut Wrench

- Cast

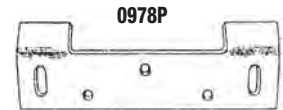


8366030 Carded pk. 1/25

SINK INSTALLATION

Sink & Basin Hangers

- Universal Fit
- Galvanized Steel

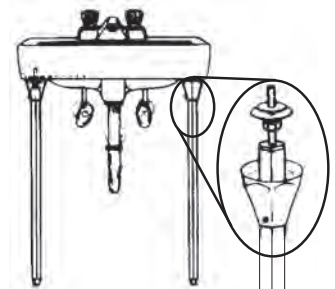


# 0958P	Basin (lavatory)	Bulk	pk. 10/100
# 0978P	7" Basin (lavatory)	Bulk	pk. 10/100



Lav Legs (Basin Leg)

- Top of Leg Attaches to Bottom of Sink.
- All Mounting Hardware Included
- Decorative Hex Bell Flange
- Adjustable Legs – 28-1/4" to 29-1/2"



0964 1 Pr/Box pk. 1/12

POP-UP ASSEMBLIES & PARTS

C.P. Brass Pop-Up Assembly

- Uses Stopper #2093P

# 2116	Display Box	pk. 1/25
# C2116	Carded	pk. 4/32



Satin Finish Brass Pop-Up Assembly

# C2116SN	Carded	pk. 4/32
-----------	--------	----------

Plastic Pop-Up Assembly

- C.P. Exposed Parts

# 2107	Bulk	pk. 10/50
# C2107	Carded	pk. 4/32



Flexible Pop-Up

- Chrome Finish- Exposed Parts

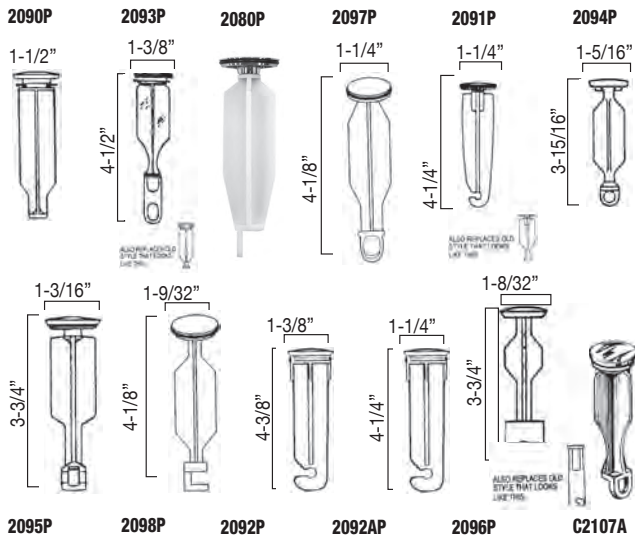
# C44130	Carded	pk. 4/24
----------	--------	----------



SFS Pop-Up Basin Drain Stoppers

- Chrome Exposed Parts

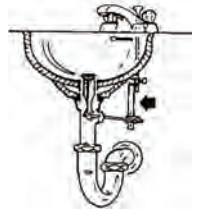
Item#	Fits *	Ref#	Put-up	Packed
# 2090P	American Standard	70460	Bulk	10/50/100
# 2093P	Delta	5648	Bulk	10/50/100
# 2080P	Central	--	Bulk	5/25/200
# 2097P	Gerber	97-731	Bulk	10/50/100
# 2091P	Kohler	30124	Bulk	10/50/100
# 2094AP	Moen/Stanadyne	10709	Bulk	10/50/100
# 2095P	Price Pfister	972-691	Bulk	1/25/200
# 2098P	Sayco	E039	Bulk	10/50/100
# 2092P	Sterling Old Style	2048	Bulk	10/50/100
# 2092AP	Sterling New Style	--	Bulk	1/25/200
# 2096P	Valley, Harcraft Union & Royal	--	Bulk	10/50/100
# C2107A	Most	--	Carded	1/5/50



Pop-Up Linkage Assembly

- Fits Most Pop-Ups on the Market Including Our Models


# 3493	Bulk	pk. 5/25
# C3493	Carded	pk. 6/60



Universal Pop-Up Ball Rod Assembly

- Set/Bag
- Three Different Sizes
- Lever End of Ball May Be Trimmed to Length
- Fits Almost Every Brand

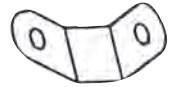
# 3490	Bulk	pk. 5/25
--------	------	----------



Clevis Clip

- Spring Steel

# 2122	Bulk	pk. 10/1000
--------	------	-------------



Mack Washers

- Rubber



ITEM	TYPE	OD	FITS	PACK
# 2759P	1-1/4" Standard	2"	PO or CO Plug	Bulk pk. 25/100/250
# 2767P	1-1/4" Wide	2-3/8"	PO or CO Plug	Bulk pk. 25/100/250
# 2768P	1-1/2"	2-3/8"	Pop-Up	Bulk pk. 25/100/500

Grid Drains Assemblies

- 8" Overall Height



	Body	Tailpiece	Type	Pack
# 2119	C.P. Cast Brass	C.P. 17ga Brass	Straight	Boxed pk. 1/50
# 2119A	C.P. Cast Brass	C.P. 17ga Brass	Handicap	Boxed pk. 1/20
# 2119P	S.S. Clad ABS	ABS Plastic	Straight	Bulk pk. 1/48

P.O. Plugs

- 1-1/4", Chrome Plated
- Complete with Stopper & Chain
- P.O. Has Hole for Overflow

Part #	LENGTH	PIECES	MATERIAL	PACK
# C2105	5"	1	Brass	Display Bag 1/25
# 2105A	8"	1	Brass	Bulk 5/25
# 2106	12"	1	Brass	Bulk 1/25
# 2117	5"	2	Brass	Bulk 1/25
# 2117A	8"	2	Brass	Bulk 1/10
# 2118	12"	2	Brass	Bulk 1/25
# C2110	5"	1	Plastic	Display Bag 1/25



C.O. Plugs

- 1-1/4", Chrome Plated
- Complete with Stopper & Chain
- C.O. Has No Hole for Overflow

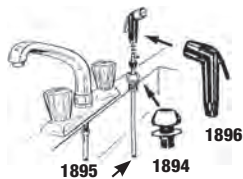
Part #	LENGTH	PIECES	MATERIAL	PACK
# C2111	5"	1	Plastic	Display Bag 1/25
# 2112	5"	1	Brass	Bulk 1/25



KITCHEN SINK HOSE & SPRAY

Complete Set

- With 48" Hose and Adapter



Item #	Head Color	Put-up	Packed
# 1897	Black	Bulk	5/25
# C1897B	Black	Carded	3/48
# C1897W	White	Carded	3/48

Head Only

# C1896B	Black	Carded	6/72
# C1896W	White	Carded	6/72



Sink Spray Accessories

# 1895	Hose Only 1/4" x 1/8" Adapter	Bulk	3/24/72
# 1894	Hose Guide	Bulk	5/25/200



SINK ACCESSORIES

Faucet Hole Covers

- Stainless Steel



Item #	Size	Description	Put-Up	Packed
# 2020	1-3/4"	2-Piece	Bulk	20/400
# C2020	1-3/4"	2-piece	Carded	10/100
# 2023	2"	3pc-Heavy Duty	Bulk	20/100/200
#2585040	3-1/2"	3-pc Heavy Duty	Bulk	5/25/500



Snap-In Faucet Hole Cover

- Chrome
- Stainless Steel



# 2018P	1-3/8"	Snap-in	Bulk	10/500
# 2019	1-1/2"	Snap-in	Bulk	10/500

FAUCET & SINK INSTALLATION

Basin Nuts



# 0828P	1/2" IPS Lock Nut	Plastic	Bulk	pk. 10/500/3000
# 0823P	1/2" IPS Hex Lock Nut	Zinc Die Cast	Bulk	pk. 10/1000
# 0825P	1/2" IPS Slip Nut	Zinc Die Cast	Bulk	pk. 10/500
# 0826P	1/2" IPS Slip Nut	Brass	Bulk	pk. 10/200
# 0827P	1/2" IPS Slip Nut	Plastic	Bulk	pk. 10/1100

FAUCET & SINK INSTALLATION continued

Steel Basin Rosette



# 0820P	Flat	Bulk	pk. 25/250
# 0821P	Deep	Bulk	pk. 25/250

Washer for Basin Cock

- Rubber



ID 3/4", OD 1-1/16"

# 2586100	Bulk	pk. 10/250/1000
-----------	------	-----------------

SINK CLIPS

*Order the number of Bags you want


Item #	Description	Length	Height	Width	Put-Up	Packed
# 2030	Sink Clip Screw	1-3/8"	-	-	10/Bag*	Bulk 10/500/5000
# 2032P	Elkay Clip & Screw	1-13/64"	5/8"	5/8"	10/Bag*	Bulk 1/50/200
# 2033P	Alum. Clip & Screw	1-15/64"	27/64"	7/16"	10/Bag*	Bulk 1/50/200
# 2034P	Alum. Clip & Screw	1-15/64"	43/64"	7/16"	10/Bag*	Bulk 1/50/200
# 2035P	Alum. Clip & Screw	1-7/64"	1/2"	7/16"	10/Bag*	Bulk 1/50/200
# 2038P	2pc. Clip & Screw Adjustable plate for thick counter tops	5/8"	2-23/32"	5/8"	10/Bag*	Bulk 1/25/100
# 2040P	Alum. Clip & Screw	1-7/16"	5/8"	7/16"	10/Bag*	Bulk 1/25/250
# 2045P	Alum. Clip & Screw	1-1/4"	43/64"	7/16"	10/Bag*	Bulk 1/25/250

2032P



Cross
Section

2038P



2033P



2035P



2040P



2045P



2030



2034P



45pc. Plumbing Repair Kit

- Contains: Assorted Washers, Packings, Screws and Other Repair Parts For Many Plumbing Repairs



# C0525	Carded	pk. 12/72
---------	--------	-----------

DISHWASHER

Dishwasher Connectors

- Stainless Steel
- Braided
- Flexible
- Brass Inserts
- Coiled and Tagged
- 3/8 Comp x 3/8 Comp with 3/8 IPS x 3/8 Comp x 90° Elbow



# 7749A	4FT (48") Long	Bulk	pk. 1/25
# 7750A	5FT (60") Long	Bulk	pk. 1/25
# 7751A	6FT (72") Long	Bulk	pk. 1/25

Dishwasher Inlet Elbow

- 3/4" Swivel GHT X 3/8" OD Comp.
- With Washer and Compression Sleeve and Nut
- All Brass



3520P Bulk pk. 25/200

72" S.S. Dishwasher Connector w/two Elbows

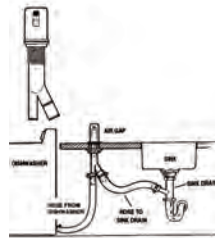
- Hose is 3/8" Comp on both Ends
- 3/8" MPT Elbow (69-66)
- 3/4" FGHT Elbow (3520P)
- Universal Fit



C7751 Carded pk. 1/6/48

Dishwasher Air Gap

- C.P. Cover.
- UPC Approval



1412P Bulk pk. 5/50

Dishwasher Disposal Connector Boot

- Rubber with 4 Clamps



1544 Bulk pk. 5/200

DISPOSAL

Disposal Wrench

- Steel
- Use to Re-Start or Unclog Under-Sink Disposal Units
- Fits In-Sink-Erator Style & Others



1531 Bulk pk. 10/100

Disposal Wrench

- Insert into Disposal to Loosen Jams



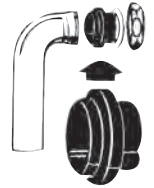
8366010 Bulk pk. 5/100

DISPOSAL continued

Hush-Cushion Disposal Seal for Waste King

- Rubber

1535P Bulk pk. 6/72



Parts for In-Sink-Erator Style Disposals



1532P



1536P



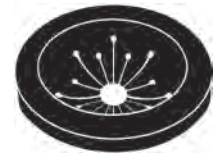
1546

# 1532P	Stopper Black Plastic	Bulk	pk. 5/25/100
# 1546	4" Plastic Disposal Elbow	Bulk	pk. 6/36
# 1548	7" Plastic Disposal Elbow	Bulk	pk. 6/36
# 1536P	Hush Cushion/Disposal Seal	Bulk	pk. 25/250/1000

Parts for Whirl-Away* Style Disposals




Stopper



Splash Guard

# 1537P	Stopper	Bulk	pk. 6/72
# 1537AP	Stopper and Splash guard	Bagged Bulk	pk. 5/25/100

Universal Disposal Parts



C0410



C2014



C0411

# C0410	Stopper	Carded	pk. 3/48
# 0411	Splash Guard	Bulk	pk. 25/100
# C0411	Splash Guard	Carded	pk. 3/48
# C2014	Strainer	Bulk	pk. 12/48
# 0411	Rubber with Metal Reinforcement/ lock Ring	Bulk	pk. 25/100

DRYER VENT HOSE

GlobalFlex™ ClickQuick

- Aluminum
- For Both Gas & Electric Dryers
- Fire Resistant



# AVH48	4"	8 ft	Poly Sleeve	pk. 9
# AVH425	4"	25 ft	Color Box	pk. 12
# AVH450	4"	50 ft	Contractor Box with Color Label	pk. 6
# AVH38	3"	8 ft	Poly Sleeve	pk. 6

Rigiflex™ ClickQuick Hose Kit

- U/L Class Ø Fire Rated
- Premium Quality Round Duct
- For Both Gas & Electric Dryers
- Fire Resistant
- 4" Diameter Fully Flexible Aluminum Duct.
- Connection Adapters, Pre-attached to Both Ends.
- Includes All the Components for Dryer Vent Assembly.



DK8 8ft Display Bag pk. 6/PDQ

Quadriflex™ ClickQuick Hose Kit

- U/L Class Fire Rated Fully Flexible Semi-Rigid Dryer Vent Hose with the Unique Square/Round Design.
- For Both Gas & Electric Dryers
- Half Way Round Half Way Square Duct
- 4" Diameter Fully Flexible Aluminum Duct.
- Connection Adapters, Pre-attached to Both Ends.
- Includes All the Components for Dryer Vent Assembly.



DK8S 8ft Display Bag pk. 6/PDQ

Square Shape Allows for 90° Bend with No Fittings

Flexible PVC Duct

- Caution: NOT for use with Clothes Dryers


# VH350	3" Dia.	50ft	Contractor Box with Color Label	pk. 6
# VH48	4" Dia	8ft	Poly Sleeve	pk. 6
# VH420	4" Dia	20ft	Poly Sleeve	pk. 6
# VH450	4 Dia	50ft	Contractor Box with Color Label	pk. 6



DRYER VENT HOODS

Wide Mouth Style

- UV Resistant Sturdy Plastic & Aluminum Pipe
- Shelf Display or Peghook
- Pest Guard and Opening



Flat Pack

# VHMMW	White	pk. 6
# VHMMB	Brown	pk. 6

3-Louver Style

- UV Resistant Sturdy Plastic & Aluminum Pipe
- Shelf Display or Peghook



Flat Pack

# VHLW	White	pk. 6
# VHLB	Brown	pk. 6

DRYER VENT KITS

GlobalFlex™ ClickQuick with Wide Mouth Hood

- Fire, Crush & Puncture Resistant
- U/L Class Aluminum Dry Vent Material



VKWM Display Box pack 6

GlobalFlex™ ClickQuick with 3 Louver Hood

- Fire, Crush & Puncture Resistant
- U/L Class Aluminum Dry Vent Material



VKL Display Box pack 6

Rigiflex™ ClickQuick with 3 Louver Hood

- Fire Resistant Aluminum Duct
- U/L Class Ø Fire Rated Fully Flexible Semi-Rigid Dryer Vent Hose



BONUS:
Bird and
Pest Guard

VCLR Display Box pack 6

GlobalFlex™ ClickQuick Indoor Vent Kit


- For Both Gas & Electric Dryers
- Fire Resistant



LTB 8ft Display Box pk. 6

Universal Bird & Pest Guard

- UV Resistant Sturdy Plastic
- Fits All Brands



# PGW	White	PDQ Display	pk. 6
# PGB	Brown	PDQ Display	pk. 6

Dryer Vent Draft Blocker

- Prevents Outside Air From Entering the House Through the Clothes Dryer



CDB Header Card pk. 6

DUCT ACCESSORIES

Click & Quick™ 4 pc. Duct Adapter Kit



- Adapt any 4in. Hose to the Click & Quick™ System
- Encourages Cleaning Out the Hose

1. Dryer Exhaust Adapters
2. Vent Pipe Adapter
3. & 4. Duct Connectors



QCA Header Card pk. 6/PDQ Display

Thumb Screw Metal Clamps

- Easy Turn Metal Clamps
- Adjustable Worm Drive with Thumb Screw - No Tools Needed



DVC-M 2/Display Bag pk. 10/100

16" Ties for 3" or 4" Vents

- Reusable and Releasable Nylon Ties



DVC-P 2/Display Bag pk. 10

4" Spring Style Clamps

- Easy, Quick Installation and Removal



DVC-S 2/Display Bag pk. 10/100



Call for Custom Displays!

APPLIANCE HOOK-UP CORDS

Dryer Cords



NEMA
10-30



5ft - 3 Conductor
BWDAC3-5 Carded pk. 6



NEMA
14-30




5ft - 3 Conductor
BWDAC4-5 Carded pk. 6

ICE MAKER

Stainless Steel Ice Maker Connectors

- 1/4" Compression Threads on Both Ends
- Brass Insert, Rubber Washers
- UPC Approved
- Coiled and Tagged

# 7754	12"	Bulk	pk. 10/50
# 7756	24"	Bulk	pk. 10/50
# 7757	60" (5ft)	Bulk	pk. 1/25
# 7759	79" (6ft)	Bulk	pk. 1/25
# 7761	120" (10ft)	Bulk	pk. 1/25



Inline Ice-Maker Filter

- 10" Long
- For Taste & Odor
- Quick-Connect (Push 'n Seal) Ends Work with 1/4" Copper or Poly Tubing
- Removes Chlorine & Heavy Metal



9117 10" 6/PDQ pk. 1/6/24 **New Dual Fitting Ends**

Ice-Maker / Humidifier Hook-Up Kit

- Brass Self-Tapping Valve
- Fittings and Tubing. (1/4" OD Tubing - FDA Approved Material)
- Compression Union
- All Parts Needed to Connect to Copper and Poly Tubing



# C3499	25ft Poly Tubing, Non AB1953	Carded	pk. 6/48
# C3499A	25ft Poly Tubing AB1953 Ultra Low Lead Compliant	Carded	pk. 6/48
# C3498	15 FT. Copper Tubing	Carded	pk. 4/24

Self-Tapping Saddle Valve

- 1/4" OD Compression Outlet, Fits 3/8" - 3/4" Copper Tubing
- Brass



3514P Bulk pk. 5/25

GAS RANGE

Oven & Range Knob Set

- Universal Fit with Appropriate Adapters for Virtually All Brands

4300900 Polybag/UPC pk. 10/200



Range Knob Set

Fits All Major Brand Name Ranges

Includes: Universal Insert Adapters, Two Dial Oven Overlays to Choose from and Four Range Overlays.

RKG Carded pk. 6/72



ELECTRIC RANGE

Range/Cook Top Knob

- Universal Fit with Appropriate Adapters for Virtually All Brands

4300500 Polybag/UPC pk. 10/1000



Range Knob

- Universal Fit with Appropriate Adapters for Virtually All Brands

4300400 Polybag/UPC pk. 10/1000



Oven Knob

- Universal Fit with Appropriate Adapters for Virtually All Brands

4300600 Polybag/UPC pk. 10/1000



Oven Temperature Knob

- Universal Fit with Appropriate Adapters for Virtually All Brands

4300700 Polybag/UPC pk. 10/1000



Oven & Range Knob Set

- Universal Fit with Appropriate Adapters for Virtually All Brands

4300800 Polybag/UPC pk. 10/200



Electric Range Knob Set

Fits All Major Brand Name Ranges

Includes: Universal Insert Adapters, Two Dial Oven Overlays to Choose from and Four Range Overlays.

RKE Carded pk. 6/72



APPLIANCE HOOK-UP CORDS

Range Cords

4ft - 3 Conductor

BWRAC3-4 Carded pk. 4



NEMA 10-50

4ft - 4 Conductor

BWRAC4-4 Carded pk. 4



NEMA 14-50



WASHING MACHINE

Stainless Steel Washing Machine Connectors

- Female x Female Coupling with Washers, Brass Fittings & Brass Inserts
- 3/4" GHT x 3/4" GHT
- Braided
- Flexible
- Coiled and Tagged



# 33254	4FT (48") Long	Bulk	pk. 1/25
# 33255	5FT (60") Long	Bulk	pk. 1/25
# 33255A	5FT (60") Long 90° End	Bulk	pk. 1/25
# 33256	6FT (72") Long	Bulk	pk. 1/25

33255A

Rubber Washing Machine Inlet Hoses

- Complete with Washers
- F x F Brass Ends
- High Quality Rubber – for Resistance to Hot Water
- Brass Inserts and 3/4" Female Hose Thread Brass Nuts



# C33214	3/8"	4FT Long	Display Bag	pk. 25
# C33215	3/8"	5FT Long	Display Bag	pk. 25
# C33216	3/8"	6FT Long	Display Bag	pk. 25
# C33218	3/8"	8FT Long	Display Bag	pk. 25
# C332110	3/8"	10FT Long	Display Bag	pk. 25
# C332112	3/8"	12FT Long	Display Bag	pk. 25

Laundry Mixer Hose

- 2 Female Inlets
- 3/8" ID High Pressure Rubber Hose
- 1 Male Outlet
- with Washers



C0790 Display Bag pk. 5/25

WASHING MACHINE continued

Brass F-Connector Twin Mixer

- Metal Construction with Brass Nuts

8087010 Bulk pk. 10



Hook Hose

- With Clamp



C1360 Rubber 5" Fits 3/4" x 1" Display Bag pk. 6/12

C1359 Corrugated Plastic 5" Fits 1", 1-1/8" & 1-14" Display Bag pk. 1/4

1362 Corrugated Plastic 6" Fits 1", 1-1/8" & 1-14" Labeled Bag pk. 4/24

Lint Traps

- Slips Easily Onto End of Hose
- Reusable
- Standard Size
- Pair/Card with Releasable Ties



C1358 S.S. Mesh Carded pk. 5/100

C1357 Fabric Mesh Carded pk. 5/100

1" Aluminum Hook

8085020 Bulk pk. 5/100



Adjustable Water Mixer

- Adjusts to Fit Between Two Unthreaded Basin Faucets



8101010 Bulk pk. 1/10/100

Dual Washing Machine Water Line Shut-Off

4514020 IPS Boxed pk. 1/40



Filter Hose Washers




0494 Bulk pk. 25

C0494 3/Card pk. 5/100

WASHING MACHINE continued

Hose Washers



0493P Bulk pk. 100

HW10 10/pad pk. 20/400

Washing Machine Tees

- Cast Brass
- Top 1-1/2 FIP
- Bottom 1-1/2 MIP
- Branch 3/4 MGHT x 1/2 FIP



3060010 Bulk pk. 1/10/100

- Cast Brass
- Top 1-1/2 MIP
- Bottom 1-1/2 SLIP
- Branch 3/4 MGHT x 1/2 FPT



3065020 Bulk pk. 1/10/100

WATER FILTERS

Counter-Top Point-Of-Use Filter System

- Fits Standard 10" Filter Cartridges
- Easy Filter Changing
- Comes Complete with Carbon Taste, Odor & Chlorine Cartridge
- White Color Matches Any Décor
- C.P. Spout for Easy Cleaning
- Comes Complete with All Adapters Needed to Attach to Any Faucet Spout
- Diverter Sends Water to Filter or Allows Water to Flow Through Aerator
- Packaged in Attractive, Full Color Display Box
- Uses 0817AR Diverter



CTF Display Box pk. 1/8

Standard Filter Housing

- Comes with Wrench
- 3/4" FPT x 3/4" FPT Connection
- Impact Resistant Plastic
- Provided without Cartridges
- Relief Valve in Head




GREAT FOR UNDER THE COUNTER!

9100 Std. (fits 10" cart.) Clear Display Box pk. 1/6

9100A Std. (fits 10" cart.) Blue Opaque Display Box pk. 1/6

Filter Housings Accessories



9118 Wrench, Removes Sump Bulk pk. 1/12/144

9119 Mounting Bracket & Screws Bulk pk. 1/12/288

9120 O-Ring, Fits Between Head and Sump of 9100 & 9100A Bulk pk. 12/36

9121 O-Ring for CTF Bulk pk. 12/36

WATER FILTERS continued

Standard Carbon Filter Cartridge

- For Taste and Odor
- Removes Chlorine
- Individually Shrink Wrapped with Color Label
- 5 Micron Filtration
- Complete with Washers to Seal Top and Bottom in Housing



9115 Standard 10" (Reference T01) 6/PDQ 1/6/24

Carbon (GAC) Filter Cartridge

- For Taste and Odor
- Removes Chlorine
- Individually Shrink Wrapped with Color Label
- 5 Micron Filtration
- Complete with Washers to Seal Top & Bottom in Housing
- Removes Lead and Heavy Metals
- 9115B Cartridge with KDF also Kills Bacteria



9115A Standard 10" (Reference T02) 6/PDQ pk. 1/6/12

9115B Standard 10" with KDF (Reference VOC) 6/PDQ pk. 1/6/12

Sediment Filter Cartridges

- Wound String Type for Best Flow
- Fits All Standard 10" Housings
- Individually Shrink Wrapped with Color Label



9110 5 Micron 6/PDQ pk. 1/6/24

9111 30 Micron 6/PDQ pk. 1/6/24

Inline Ice-Maker Filter

- 10" Long
- For Taste & Odor
- Quick-Connect (Push 'n Seal) Ends Work with 1/4" Copper or Poly Tubing
- Removes Chlorine & Heavy Metal
- Individually Shrink Wrapped with Color Label



New Dual Fitting Ends

9117 6/PDQ pk. 1/6/24

Faucet-End Point-Of-Use Filters

- Comes Complete with Carbon Taste, Odor and Chlorine Cartridge
- Comes Complete with All Adapters Needed to attach to a Faucet Spout
- Diverter Sends Water to Filter or Allows Water to Flow Through Aerator
- Easy Tool-Free Filter Changing
- Packaged in Attractive, Full Color Blister Card



# F2CP	Complete Unit, With Cartridge	Carded	pk. 1/4
# R2C4	4-Pack Replacement Cartridges	Display Box	pk. 1/6/24
# R5S	1-Pack 5-Micron Filter	Display Box	pk. 1

Water Filter Faucet

- Chrome Plated Brass
- On-Call or Constant-Flow Modes
- 1/4" Compression Inlet Connection
- With Adapter to Work with 3/8" Compression



1815 Boxed pk. 1/24

Water Filter Aerator Diverter w/Aerator

- C. P. Brass
- Large Female Aerator Swivel Inlet Connection
- Pull Knob to Send Water to Filter or Push-In for Standard Aerator Flow
- Knob Springs Back to Aerator Position When Water is Turned Off



# 0817P	1/4" Barb Size	Bulk	pk. 1/6/24
# 0817AP	5/16" Barb Size	Bulk	pk. 1/6/24
# 0816P	3/8" Barb Size	Bulk	pk. 1/6/24

Ice-Maker / Humidifier Hook-Up Kit


- Brass Self-Tapping Valve
- Fittings and Tubing. (1/4" OD Tubing - FDA Approved Material)
- Compression Union
- All Parts Needed to Connect to Copper and Poly Tubing



# C3499	25ft Poly Tubing, Non AB1953	Carded	pk. 6/48
# C3499A	25ft Poly Tubing AB1953 Ultra Low Lead Compliant	Carded	pk. 6/48
# C3498	15 FT. Copper Tubing	Blister	pk. 4/24

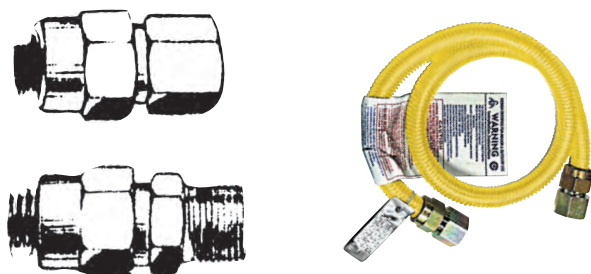
GAS SUPPLY Gas Connectors

- Stainless Steel
- CSA/AGA Approved



Stainless Steel

# 4401093	1/2" MPT with 3/8" FPT x 3/4" FPT	Display Bag	24"	pk. 25
# 4401094	1/2" MPT with 3/8" FPT x 3/4" FPT	Display Bag	36"	pk. 25
# 4401095	1/2" MPT with 3/8" FPT x 3/4" FPT	Display Bag	48"	pk. 25
# 4401096	1/2" MPT with 3/8" FPT x 3/4" FPT	Display Bag	60"	pk. 25
# 4401097	1/2" MPT with 3/8" FPT x 3/4" FPT	Display Bag	72"	pk. 25
# 4400030	1/2" MPT with 3/8 FPT x 3/4" MPT w/1/2" FPT	Display Bag	24"	pk. 25
# 4400050	1/2" MPT with 3/8 FPT x 3/4" MPT w/1/2" FPT	Display Bag	36"	pk. 25
# 4400060	1/2" MPT with 3/8 FPT x 3/4" MPT w/1/2" FPT	Display Bag	48"	pk. 25
# 4400070	1/2" MPT with 3/8 FPT x 3/4" MPT w/1/2" FPT	Display Bag	60"	pk. 25
# 4400080	1/2" MPT with 3/8 FPT x 3/4" MPT w/1/2" FPT	Display Bag	72"	pk. 25



Yellow Epoxy Coated Stainless Steel

# 4400090	1/2" MPT with 3/8" FPT x 3/4" FPT	Display Bag	24"	pk. 25
# 4400100	1/2" MPT with 3/8" FPT x 3/4" FPT	Display Bag	36"	pk. 25
# 4400110	1/2" MPT with 3/8" FPT x 3/4" FPT	Display Bag	48"	pk. 25
# 4400120	1/2" MPT with 3/8" FPT x 3/4" FPT	Display Bag	60"	pk. 25
# 4400130	1/2" MPT with 3/8" FPT x 3/4" FPT	Display Bag	72"	pk. 25

Gas Connector Adapters

- Steel
- AGA Standard 15/16"
- 15/16" Fits All Our Connectors



# 2590	15/16" - 16 Flare x 1/2" MIP x 3/8" FIP	Bulk	pk. 25
# 2591	15/16" - 16 Flare x 3/4" MIP x 1/2" FIP	Bulk	pk. 25
# 2592	15/16" - 16 Flare x 1/2" FIP	Bulk	pk. 25
# 2593	15/16" - 16 Flare x 3/4" FIP	Bulk	pk. 25

GAS SUPPLY continued Yellow Teflon Tape

- UL Listed
- For Gas Applications



# 3127Y	1/2" x 260" x 4mil	Bulk	pk. 10
---------	--------------------	------	--------

Gas Cocks

- CSA/AGA Approved
- Ball Style



2494



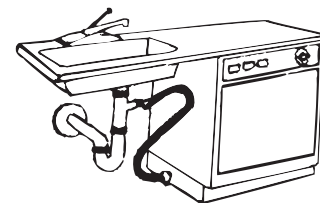
2429 and 2497



# 2496	1/2" FPT x FPT	Bulk	pk. 12
# 2497	3/4" FPT x FPT	Bulk	pk. 12
# 2494	3/8" Od Flare X 1/2" FPT	Bulk	pk. 5/25

APPLIANCE DRAIN HOSE & TUBING

- Material: Blend of Natural & Synthetic Rubber
- Temperature: 180°F Max.
- 50 Foot Coils Individually Boxed



Item #	Size	Type	Use	Pack
# 1577	1/2" x 50'	Reinforced (Hose)	Dishwasher, General Use, Slop Sink	1/4
# 1578	5/8" x 50'	Reinforced (Hose)	Dishwasher, General Use, Slop Sink	1/4
# 1580	7/8" x 50'	Reinforced (Hose)	Dishwasher, Washing Machine	1/2
# 1581	1" x 50'	Reinforced (Hose)	Washing Machine	1
NON-REINFORCED TUBING				
# 1614	5/8" x 50'	Non-Reinforced (Tubing)	Dishwasher	1/4
# 1619	7/8" x 50'	Non-Reinforced (Tubing)	Dishwasher, Washing Machine	1/4
# 1621	1" x 50'	Non-Reinforced (Tubing)	Washing Machine	1

DRAIN CLEANERS

El Diablo® Sulfuric Acid Drain Opener

- Highest Concentration
- Compare to Clobber®

# HS1Q	1 qt	pk. 12
# HS12E	1/2 gal	pk. 6
# HS1G	1 gal	pk. 4

For Professional Use ONLY!



No Break On Carton Quantities!

Non-Acid Liquid Drain Opener

- Potassium Hydroxide and Sodium Hydroxide

# 5170100	1 Quart	pk. 12
# 5170101	1/2 Gallon	pk. 6



No Break On Carton Quantities!

Power Crystals

- Sodium Hydroxide and Sodium Nitrate
- Non-Liquid (crystals) for Easy and Safe Handling

# 5170105	1lb can	pk. 12
-----------	---------	--------



Hercules® Clobber®

For Professional Use ONLY!

# 20-205	1 Quart	pk. 12
# 20-211	1/2 Gallon	pk. 6

No Break On Carton Quantities!



Hercules® Glug

- Odorless, Non-Acid
- Use to Open Drain & Waste Line Blockages
- Can Be Used as Preventive Maintenance

# 20-410	20oz.	pk. 24
----------	-------	--------



PLUMBER'S PUTTY & PASTES

Stay-Soft Plumber's Putty

- Does Not Stain

# 3182	1/2 PT(14oz)	pk. 24
# 3183	3 lb.	pk. 6
# 3184	5 lb.	pk. 1/12



PLUMBER'S PUTTY & PASTES continued

Hercules® Sta-Put® Plumber's Putty

- Does Not Stain

# 25-101	14 oz.	pk. 1/24
# 25-103	3 lb.	pk. 12
# 25-105	5 lb.	pk. 6



Iron Paste/ Plastic Lead

- For Fast Set Repairs

# 1331	10 oz.	pk. 12
--------	--------	--------



PIPE JOINT

Pipe Joint Compound

- Smooth, White, Grit Free

# 3186	2 oz. Tube	pk. 12
# 3187	1/2 pt. Can	pk. 12



Teflon Pipe Joint Compounds

# 3140	4 oz.	pk. 6/24
# 3141	8 oz.	pk. 1/12



Big Blue Pipe Joint Compound

- Grit Free, Soft-Set, Non-Hardening, Non-Toxic
- Can be Used on All Plastics and Metals
- For Most Liquids & Gases Except Oxygen
- No Taste, Odor or Transfer to Plumbing System

1/4pt. Can	# 3143	pk. 1/24
1/2pt. Can	# 3144	pk. 1/12



Hercules® Grrip®

- Tough, Pliable, Non-Petroleum Based
- Black, Industrial
- With Brush in Lid

# 15-510	1/4 pt.	pk. 6/24
# 15-515	1/2 pt.	pk. 6/24



Hercules® Real-Tuff®

- White Paste
- Works up to 2000 PSI
- With Brush in Lid

# 15-615	1/4 pt.	pk. 24
# 15-620	1/2 pt.	pk. 24



PIPE JOINT continued

Hercules® Pipe Joint Compound

- Not for Plastic Pipe or Fittings
- Oil Based



15-308 2oz Tube pk. 12/144

Hercules® Megaloc®

- Grit-Free, No Teflon
- With Brush in Lid



15-804 1/4 pt.. pk. 6/24

15-806 1/2 pt. pk. 6/24

Hercules® Pro-Dope®

- Oil Based
- Grey Color
- With Brush
- Not for Plastic Fittings, Except CPVC



15-420 1/2 pt.. pk. 6/24

15-427 1 pt. pk. 1/12

Teflon Tape

- Thread Seal Tape

3127 1/2" x 260" Bulk pk. 10/500

3129 1/2" x 520" Bulk pk. 10/500

3130 1/2" x 1296" Bulk pk. 10/500

3132 3/4" x 260" Bulk pk. 10/500

3133 3/4" x 520" Bulk pk. 5/500

3135 1" x 520" Bulk pk. 5/600



2 Pk Teflon Tape

TT2 1/2" x 260" Carded pk. 12/144

Yellow Teflon Tape

- For Gas Applications
- Use on All Pipe Materials
- Suitable for Use With Gasoline, Petroleum Oils, Propane, Butane, Naphtha, Benzene, Kerosene, Oxygen Systems & Natural Gas Lines; Water, Oil & Chemical Installations
- Pressure Rating: 100PSI; .0035 Mil Thick, Tolerates -450°F. to +500°F



1/2" x 260" x 4mil

3127Y Bulk pk. 10/500

Lamp Wick

- 2 oz Balls
- First Quality Cotton



5248010 Fine Bulk pk. 12/144

5248020 Medium Bulk pk. 12/144

Epoxy Putty

- Hardens Like Steel in 20 Minutes



5101610 2oz pk. 24

5101620 4oz pk. 24

Hercules Pro-Poxy Epoxy Putty

25-515 4 oz. pk.12/24



CEMENTS & PRIMERS

PVC Cement

- Clear
- Medium Body
- Meets or exceeds all ASTM specifications



1300 1/4 pt. pk. 6/24

1301 1/2 pt. pk. 6/24

1302 1 pt. pk. 3/12

3-Way Cement

- Clear
- for ABS, PVC or CPVC
- Meets or exceeds all ASTM specifications



1310 1/4 pt. pk. 6/24

Purple Primer

- for ABS, PVC or CPVC
- Meets or exceeds all ASTM specifications



1305P 1/4 pt. pk. 6/24

1306 1/2 pt. pk. 6/24

1307 1 pt. pk. 3/12

SOLDERING CHEMICALS

Paste Solder Flux

5224010 2oz pk. 24

5223040 1/2 pt. pk. 6

5223050 1 lb. pk. 1/12



Jel Flux

- With Brush in Lid



10-810 1/4 pt. pk. 6/24

Smooth Solder Paste

- With Brush in Lid



10-619 9 oz. pk. 1/24

ROOT DESTROYER

- Non-Acid Herbicide



5170040 2 lbs. pk. 1/6

BOILER & FURNACE CLEANING & REPAIR CHEMICALS

Boiler Liquid Weld

- For All Burning Systems

5170020 1 qt. pk. 12



Powdered Boiler Solder

- Repairs Leaks in Steam Heating Systems
- Non-Metallic, Fast Acting
- Will Not Cause Steam Boilers to Prime

5170030 1lb. pk. 12



Furnace Cement For All Burning Systems

- Seals Joints, Bonds Fire Brick or Other Components in Boilers & Furnaces

5170050 1LB. pk. 12

5170055 1QT. pk. 6

5170060 1/2GAL. pk. 6



Liquid Boiler Cleaner Non-Petroleum

- Cleans Boiler Water
- Corrects PH Balance
- Prevents Rust & Scale in Boilers

5170010 1qt. pk. 12



Hercules® Boiler Liquid

- For Lasting Repairs of Cracked or Leaking Steam Boilers
- Withstands High Pressures and Boiler Cleaners
- No Odor, Priming or Foaming
- Doesn't Damage Plastic or Rubber Components

30-115 1qt. pk. 12



Hercules® Boiler Solder Free-Flowing Powder

- Makes Strong Repair on Cracked Steam Boilers
- Withstands Boiler Cleaners
- Doesn't Damage Plastic or Rubber Components

#30-310 1lb. pk. 12



Hercules® Fuel Oil Sludge Treat Liquid

- Helps Eliminate Burner Breakdowns
- Disperses Sludge & Emulsifies Water
- Increases Life of Fuel Tanks

35-310 1qt. pk. 12



Hercules® Boiler Cleaner White Emulsion

- General Purpose Boiler Cleaner and Rust Preventer
- Emulsifies Oil and Grease
- Contains a Special Anti-Foam Agent & Silicone
- Doesn't Damage Plastic or Rubber Components

35-206 1qt. pk. 12



Hercules® Scout Powered Boiler Cleaner

- Cleans Without Draining or Flushing
- Inhibits Rust & Corrosion
- Prevents Rust and Scale in Boilers

35-100 115g. pk. 12



CUTTING OILS

- For Threading Pipe or any Other Metal Cutting Application
- Dark Oil

5125010 1pt. 1/12

5125020 1qt. 1/12

5125030 1ga. 1/6



NO-HUB SEALANT

- Coat No-Hub Pipe to Promote Seal of No-Hub Coupling

3142 1qt. Can pk. 12



PLUMBER'S GREASE

- Non-Toxic
- Will Not Attack Rubber or Plastic
- For Lubricating Seals, Threads or Any Moving Parts

1881 1oz. Can pk. 6/24

1881R 1oz. Tube pk.1/12



SOLDER & ACCESSORIES

Torch Kit

Use for: • Pipe Soldering • Thawing Frozen Pipes
• Automotive Repairs • Bending PVC

Includes: • Propane Cylinder (14.1 oz./400g)
• Brass Pencil Tip Torch

WK2201C Display Box pk. 1/4

* Cannot Ship Air Shipment.
Extra Freight Charges May Apply.

Head Only

• Brass Pencil Tip Torch

WT2201 Carded pk. 4

Gas Cylinders

• 14.1 oz. Standard Cylinders
• No Broken Cases

* Cannot Ship Air Shipment.
Extra Freight Charges May Apply.

Propane

• Standard Tank Replacement

8540010 pk. 12

Mapp Pro Gas

• 3X Faster Heat Transfer
• Use Only with Torch Heads Designed for Mapp Gas

8540100 pk. 12



Leaded Solder on Spool

• For Drainage Only - SOLD TO PROFESSIONALS ONLY
Not for Use with Potable Water

• 40/60 Leaded

• 1/8" (.125) Wire

5252080 1/2 LB. pk. 1/50


5252040 1 LB. pk. 1/25

• 50/50 Leaded

• 1/8" (.125) Wire

5252090 1/2 LB. pk. 1/50

5252060 1 LB. pk. 1/25



Lead Free Solder on Spool

• 95/5 Lead Free


• 1/8" (.125) Wire

• For Potable Water or Drainage

3103 1/4 LB. pk. 1/75

3104 1/2 LB. pk. 1/50

5252070 1 LB. pk. 1/25



• Silver Bearing Lead Free

• 1/8" (.125) Wire

• Best Performing No-Lead Solder

3100 1/4 LB. pk. 1/75

3101 1/2 LB. pk. 1/50

5252075 1 LB. pk. 1/25

Bar Solder

• Not for Use with Potable Water
• 12-3/8" x 1/3" x 1/2"

50/50

5250020 Bulk pk. 1/50



SOLDERING TOOLS

Torch Lighter

• Fits 9/16" Flint

1131 Bulk pk. 5/20



Acid Brushes

• Horse Hair Brushes
• Tin Handles, 6" Long

* Order the number of packs you want.

1198 #1 Brush (3/8") Bulk pk. 25*

1198x25 #1 Brush (3/8") Bulk pk. 25*

1199 #2 Brush (1/2") Bulk pk. 144



Acid Swab Brush Kit

BW02366 Header Card 6 pack pk. 24/144



Copper Fitting Brushes

1157 Fits 1/2" Fittings Bulk pk. 12/288

1158 Fits 3/4" Fittings Bulk pk. 12/288

1159 Fits 1" Fittings Bulk pk. 12/288



4-in-1 Copper Fitting and Tubing Brush

• 1/2" and 3/4" Fitting Brushes
• 1/2" and 3/4" Tub Cleaning Tools

1157A 1/Box pk. 1/box



Open Grit Plumbers Sand Cloth

• Mesh Style Allows Sanded Material to
Escape and Get Out of the Way
• 1-1/2" Wide x 45 Yards

8560000 1/Box pk. 1/box



Plumbers Sand Cloth

• For Cleaning Copper Pipe and Fittings
• 120 Grit Aluminum Oxide

8560005 1-1/2 wide x 5 yards pk. 1/100

8560010 1-1/2 wide x 10 yards pk. 1/50



2pc Scouring Grit

• For Cleaning Copper Before Sweating
• For General Scouring
• Green • 6" x 9"

C1554 Header Card pk. 5/50



Copper Tubing Cleaning Tool

• 3/4" (7/8"OD) Copper

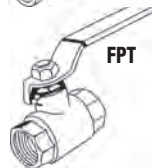
8654005 Boxed pk. 1/5



VALVES

Brass Ball Valves

- Full Port
- 600lb. WOG
- Fly Tag with Retail Bar Code



Cop	FPT			
	# 8900T	1/4"	pk. 1/10*	
	# 8901T	3/8"	pk. 1/10*	
# 8902S	# 8902T	1/2"	pk. 1/10	
# 8903S	# 8903T	3/4"	pk. 1/10	
# 8904S	# 8904T	1"	pk. 1/4	
# 8905S	# 8905T	1-1/4"	pk. 1/4	
# 8906S	# 8906T	1-1/2"	pk. 1/2	
# 8907S	# 8907T	2"	pk. 1/2	


Compression Valves—Standard port 400lb WOG

# 8902C	5/8" Comp. (1/2" Nom.)	pk. 1/10
# 8903C	7/8" Comp. (3/4" Nom.)	pk. 1/10

* Not AB1953 Compliant

Brass Ball Valve-Dual Rated



- Full Port
- 600 WOG
- Forged Brass Construction
- CSA Approved for Gas Use
- Fly Tag with Retail Bar Code



# 8902TC	1/2" FPT	pk. 10/100
# 8903TC	3/4" FPT	pk. 10/50
# 8904TC	1" FPT	pk. 4/16

PVC Ball Valves

- Fits Sch. 40 or Sch. 80
- 1pc. Construction • White



Solvent	Threaded		
# 8800S	# 8800T	1/2"	pk. 1/100
# 8801S	# 8801T	3/4"	pk. 1/100
# 8802S	# 8802T	1"	pk. 1/50
# 8803S	# 8803T	1-1/4"	pk. 1/50
# 8804S	# 8804T	1-1/2"	pk. 1/24
# 8805S	# 8805T	2"	pk. 1/24

CPVC Ball Values/Solvent

- Cream Color
- Fits Copper-Tube-Size



# 8701	1/2"	pk. 1/10
# 8702	3/4"	pk. 1/10

VALVES continue

Brass Gate Valves

- 150 lb. WOG
- Fly Tag with Retail Bar Code

Cop	FPT		
	# 8930T	1/4"	pk. 1/12
	# 8931T	3/8"	pk. 1/12
# 8932S	# 8932T	1/2"	pk. 1/10
# 8933S	# 8933T	3/4"	pk. 1/10
# 8934S	# 8934T	1"	pk. 1/5
	# 8935T	1-1/4"	pk. 1/3
	# 8936T	1-1/2"	pk. 1/3
# 8937S	# 8937T	2"	pk. 1/2



Brass Stop & Waste Valves

- Fly Tag with Retail Bar Code



# 8960S	1/2" Cop	pk. 1/12
# 8960T	1/2" FPT	pk. 1/12
# 8850	5/8" Comp. (1/2" Nom.)	pk. 1/12

# 8961S	3/4" Cop	pk. 1/12
# 8961T	3/4" FPT	pk. 1/12
# 8851	7/8" Comp. (3/4" Nom.)	pk. 1/5

# 8962	5/16" x 24T Bleeder Cap	pk. 10/2000
--------	-------------------------	-------------

BLEEDER CAP



Brass Stop (Globe) Valves

- Fly Tag with Retail Bar Code



Cop	FPT		
# 8950S	# 8950T	1/2"	pk. 1/10
# 8951S	# 8951T	3/4"	pk. 1/12

Brass Long Bonnet Stop Value

- Fly Tag with Retail Bar Code

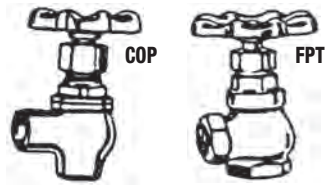


Cop	FPT		
# 2280720	# 2280710	1/2"	pk. 1/12
	# 2280711	3/4"	pk. 1/12

VALVES continue

Brass Angle Stop Valve

- Fly Tag with Retail Bar Code



Cop	FPT		
# 2180124	# 2180114	1/2"	pk. 1/10

Brass Long Bonnet Angle Stop Valve


- Fly Tag with Retail Bar Code



Cop	FPT		
# 2280740	# 2280730	1/2"	pk. 1/12

Brass Swing Check Valves

- 150 lb. WOG



	Cop	FPT	
# 602710	# 602770	1/2" Cop	pk. 1/10
# 602720	# 602780	3/4" Cop	pk. 1/10
# 602730	# 602790	1" Cop	pk. 1/10
# 602740	# 602800	1-1/4" Cop	pk. 1/5
# 602750	# 602810	1-1/2" Cop	pk. 1/3
# 602760	# 602820	2" Cop	pk. 1/2

Brass Boiler Drain

- 3/4" Garden Hose Outlet
- w/ Stuffing Box
- Fly Tag with Retail Bar Code

# 8970	1/2" MPT or 1/2" Cop	pk. 1/12
# 8971	3/4" MPT	pk. 1/12
# 8972	1/2" FPT	pk. 1/12
# 2280340	3/4" FPT	pk. 1/8



Brass Hose Bibb

- 3/4" Garden Hose Outlet
- Rough Brass
- Fly Tag with Retail Bar Code

# 8780	1/2" RB	1/12
# 8781	3/4" RB	1/12



VALVES continue

Brass Sillcock

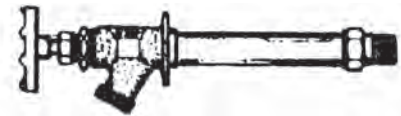
- 3/4" Garden Hose Outlet
- Rough Brass
- Fly Tag with Retail Bar Code



# 1886	1/2" FPT	pk. 1/8/80
# 2280500	1/2" Cop	pk. 1/12
# 1887	3/4" FPT	pk. 1/12

Frost-Proof Sillcocks

- 3/4" Garden Hose Outlet
- Fly Tag with Retail Bar Code



# 2261030	8"	1/2" MPT x 1/2" Sweat	pk. 2/60
# 2261040	10"	1/2" MPT x 1/2" Sweat	pk. 2/24
# 2261050	12"	1/2" MPT x 1/2" Sweat	pk. 2/24

# 2262020	6"	3/4" MPT x 1/2" FPT	pk. 2/24
# 2262030	8"	3/4" MPT x 1/2" FPT	pk. 2/24
# 2262040	10"	3/4" MPT x 1/2" FPT	pk. 2/24
# 2262050	12"	3/4" MPT x 1/2" FPT	pk. 2/24

Brass Loose Key Hose Bibb

- 1/2" FPT Inlet, 3/4" MGHT Outlet
- Complete with Key
- Rough Brass
- Fly Tag with Retail Bar Code



8760 pk. 1/12/120

Chrome Plated Brass Sink Bibb

- 3/4" Garden Hose Outlet
- 1/2" FPT Inlet with Flange
- Fly Tag with Retail Bar Code



4510350 pk. 1/12

Backflow Preventer/ Vacuum Breaker

- 3/4" FGHTx 3/4" MGHT
- Fits on Output of Sillcocks, Sink Bibbs or Boiler Drains
- Break-Off Lock-Screw for Permanent Installation



6480 Boxed pk. 1/10

VALVES continued

Die Cast Barrel Faucet

- 3/4 MPT
- Brass Plated



4515020 Bulk pk. 1/10

Gas Cocks- CSA/AGA Approved

- Ball Style
- FPT x FPT
- Fly Tag with Retail Bar Code



2496 1/2" pk. 12/144

2497 3/4" pk. 12/96

- 3/8" OD Flare x 1/2" FPT
- Ball Style
- Fly Tag with Retail Bar Code



2494 pk. 1/25/100

STOP VALVES
CHROME PLATED BRASS
Angle Values



3722, 3728, 3735, 3720, 3721



INLET	OUTLET		CARDED	BULK
3/8 FPT	3/8" OD Comp.	pk. 10/200	# C3720	# 3720A
1/2" FPT	3/8" OD Comp.	pk. 10/200	# C3721	# 3721A
1/2" FPT	1/2" OD Comp.	pk. 10/200	—	# 3723A
1/2" FPT	1/4" OD Comp.	pk. 10/200	—	# 3738A
5/8" OD	3/8" OD Comp.	pk. 10/200	# C3735	# 3735A
	(1/2" nom.) Sweat			
5/8" OD Comp.	3/8" OD Comp.	pk. 10/200	# C3728	# 3728A

Straight Values

INLET	OUTLET		CARDED	BULK
3/8" FPT	3/8" OD Comp.	pk. 10/200	# C3730	# 3730
1/2" FPT	3/8" OD Comp.	pk. 10/200	# C3731	# 3731
5/8" OD	3/8" OD Comp.	pk. 10/200	# C3734	# 3734
	(1/2" nom.) Sweat			
5/8" OD Comp.	3/8" OD Comp.	pk. 10/200	# C3737	# 3737
3/8" OD Comp.	3/8" OD Comp.	pk. 10/200	# C3732	# 3732

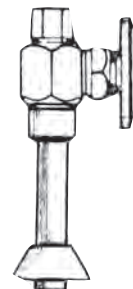
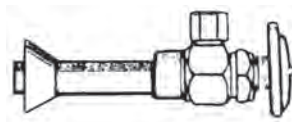


3737, 3732, 3730, 3731, 3734

STOP VALVES continued

Stop Valves with 5" Extension, C.P.

- 3/8 OD Outlet



3745A Angle Bagged pk.1/10

3746A Straight Bagged pk.1/10

3-Way Stops



INLET	OUTLET	PACKED	BULK	CARDED
1/2" Female IPT	3/8" OD x 3/8" OD	pk. 1/10/50	# 3740A	# C3740
1/2" Female IPT	3/8" OD x 1/4" OD.	pk. 1/10/50	# 3742A	# C3742
5/8" OD	3/8" OD x 3/8" OD	pk. 1/10/50	# 3741A	# C3741
(1/2" nom.) Comp.				

Oval Handle

- For Stop-Valves
- 12 Spline



3725 Bulk pk. 10

1/4 Turn Ball Type Angle Value

- Individually Blister Carded



# C3713	3/8" FPT x 3/8" OD	Carded	pk. 5/100
# C3712	5/8" Sweat x 3/8" OD	Carded	pk. 5/100
# C3715	1/2" FPT x 3/8" OD	Carded	pk. 5/100
# C3716	5/8" Comp. x 3/8" OD	Carded	pk. 5/100

1/4 Turn Ball Type Straight Value




# C3714	3/8" FPT x 3/8" OD	Carded	pk. 5/100
# C3717	5/8" Sweat x 3/8" OD	Carded	pk. 5/100
# C3718	1/2" FPT x 3/8" OD	Carded	pk. 5/100
# C3719	5/8" Comp. x 3/8" OD	Carded	pk. 5/100

STOP VALVES continued

1/4 Turn Repair Valve

- Attach to Outlet of Broken Valve to Give You Another Valve



3/8" F Comp Swivel x 3/8 OD Comp
C3701 Carded pk. 5/100

PEX Stop Values



3702A Angle Bulk pk. 1/10/100
3703A Straight Bulk pk. 1/10/100

Easy Connect Tee, Brass

- Attaches to Outlet of Stop Valve to Give You Two Outlets



3/8" F. Comp x 3/8" M. Comp x 3/8" M. Comp
3516A Bulk pk. 5/25

3/8" F. Comp x 3/8" M. Comp x 1/4 M. Comp
3515A Bulk pk. 5/25

VALVE ACCESSORIES

Valve & Sillcock Handles

- Die Cast (handle color may vary)

12 Point-Wheel
1002P Bulk pk. 10/800
C1002 Carded pk. 12/144

16 Point-Wheel
1001P Bulk pk. 10/800

.325 Square-Wheel
1009P Bulk pk. 10/800

.325 Square-Unbroached Wheel
• Held Down by Nut on Top of Valve Stem
C8929 Carded pk. 12/144



Graphite Valve Stem Packing

- String Coated w/Graphite
- Re-Closeable Pop-Out Spool
- Individual Spools
- Non-Asbestos

8063020 1/4" Thick Spool pk. 1/10
8063010 1/8" Thick Spool pk. 1/10



VALVE ACCESSORIES continued

Water Meter Couplings

- Brass
- Nut, Tailpiece & Washer



7800 1/2" (5/8") Bulk pk. 1/25
7801 3/4" Bulk pk. 1/25
7802 1" Bulk pk. 1/10



Water Meter Coupling Washer

- Neoprene

7810 1/2" (5/8") Bulk pk. 1/25
7811 3/4" Bulk pk. 1/25
7812 1" Bulk pk. 1/10



4-Way Sillcock Key



1105 Bulk pk. 5/50
C1105 Carded pk. 4/72



Aqua-Guard Valve Locks

- Prevents Unauthorized Use of Water and Protects Your Hose. Hose Cannot be Removed From the Valve While AquaGuards are in Place
- Made Out of a Poly Aluminum Substitute Which Combines the Strength and Durability of Poly with the Look of Aluminum.
- All Aqua-Guards Work with Any Standard Padlock.



8923P Fits- Wall Mount Sillcock, No-Kinks or Hose Bibbs pk. 1/5
8924P Fits- Free-Standing Boiler Drains, Frost-Free pk. 1/5
8925P Fits- Boiler Drains, Anti-Siphon Frost-Free or Valves With Anti-Siphon Devices Attached pk. 1/5



Fire Hydrant Adapters

- Solid Brass with Washer
- Adapt Hydrant Threads to Standard Hose Threads

2-1/2 F. NST x 3/4 M. GHT

6799 Bulk pk. 1/10/50

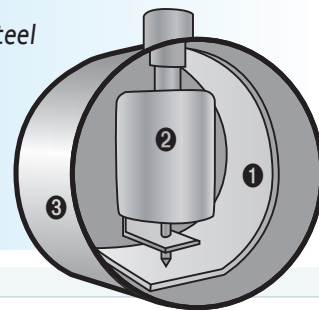


AQUAPLUMB® AIR VALVES

Look to AquaPlumb for the best value in steam, air and hot water valves for radiant heating. We offer guaranteed quality that compares to the national brands at a significantly better price point.

Product Features and Uses: AquaPlumb valves are designed to get the unwanted air out of heating systems quickly. New valves will increase the efficiency of the heating system, saving money on fuel and long term maintenance.

- ① Actuator – Non-Corrosive Bi-Metal
- ② Float – Brass
- ③ Body – Stainless Steel



HBC #	HOFMAN® NUMBER	GORTON® NUMBER	MAID-O-MIST® NUMBER	USE
# H40	40			One-Pipe Steam Systems – at the Radiator
# H41	41			Small Steam Systems
# H43	43			Small Steam Systems
# 6718S			67	Baseboard Radiators
# 418A		4	4	On Radiators in Room with Thermostat or on Radiators That Effect the Thermostat
# 518A		5	5	On Radiators Near the Boiler & in Warm Rooms
# 618A		6	6	On Radiators Further From the Boiler & in Cold Rooms (ie. 2nd Floor)
# C18A		C	C	On Radiators Furthest From the Boiler (ie. 3rd Floor)
# D18A		D	D	On Radiators Needing a Lot of Venting (ie. Long Branches or Extra Large Radiators)
# C18S		C	C	On Radiators Furthest From the Boiler (ie. 3rd Floor)
# D18S		D	D	On Radiators Needing a Lot of Venting (ie. Long Branches or Extra Large Radiators)
# C14S		C	C	On Radiators Furthest From the Boiler (ie. 3rd Floor)
# D14S		D	D	On Radiators Needing a Lot of Venting (ie. Long Branches or Extra Large Radiators)
# 13412S		1	1	Used at End of Short Main or Main Running to Warm Side of Building

HVAC VALVES

Comfort Zone® Radiator Valves

ITEM#	HBC NUMBER	DESCRIPTION	PACK
# H40	605665	1/8" Angle Steam Vent	1/12
# H41	605667	1/8" Straight Steam Vent	1/12
# H43	605666	1/4" Straight Steam Vent	1/12
# 6718S	605855	1/8" Straight Air Valve	1/12
# 418A	605840	#4 1/8" Angle Air Valve	1/12
# 518A	605839	#5 1/8" Angle Air Valve	1/12
# 618A	605842	#6 1/8" Angle Air Valve	1/12
# C18A	605843	#C 1/8" Angle Air Valve	1/12
# D18A	605844	#D 1/8" Angle Air Valve	1/12
# C18S	605848	#C 1/8" Straight Air Valve	1/12
# D18S	605849	#D 1/8" Straight Air Valve	1/12
# C14S	605853	#C 1/4" Straight Air Valve	1/12
# D14S	605854	#D 1/4" Straight Air Valve	1/12
# 13412S	605857	3/4" x 1/2" Main Steam Vent	1/12

All items packed in individual boxes



H40



H41 / H43



6718S



13412S



C,D Straight



4,5,6,C,D Angle

Radiator Air Valves



# 4081010	1/8 Angle	Bulk	pk. 12/box
# 4080010	1/8 Angle (adjustable)	Bulk	pk. 12/box
# 4082010	1/8 Straight	Bulk	pk. 12/box
# 4082020	1/4 Straight	Bulk	pk. 12/box
# 4082030	3/4 x 1/2 Straight	Bulk	pk. 12/box

Coin Key Air Valve

- Nickel Plated Brass

4060010 Bulk pk. 5/1000



Coin Key Only

- Nickel Plated Die-Cast

4064010 Bulk pk. 100/1000



HVAC VALVES

Hoffman® Air Valves

# 4000010	#508	1/8" Straight	Boxed	pk. 1/25
# 4001010	#1A	1/8" Angle	Boxed	pk. 1/6
# 4002010*	#40	1/8" Angle	Boxed	pk. 1/12
# 4003010	#41	1/8" Straight	Boxed	pk. 1/6
# 4003020	#43	1/4" Straight	Boxed	pk. 1/6
# 4003030	#45	3/4" x 1/2" Straight	Boxed	pk. 1/6
# 4003220	#75	Main Vent	Boxed	pk. 1
# 4003235	#79	3/4" Water Main Vent	Boxed	pk. 1
# 4003195	#17C	1/2" Angle Trap	Boxed	pk. 1



Gorton® Air Valves

# 4010010	#4	1/8" Angle	Boxed	pk. 1/12
# 4010020	#5	1/8" Angle	Boxed	pk. 1/12
# 4010030	#6	1/8" Angle	Boxed	pk. 1/12
# 4010040	#C	1/8" Angle	Boxed	pk. 1/12
# 4010050	#D	1/8" Angle	Boxed	pk. 1/12
# 4010070	#4	1/8" Straight	Boxed	pk. 1/10
# 4010080	#5	1/8" Straight	Boxed	pk. 1/10
# 4010090	#6	1/8" Straight	Boxed	pk. 1/10
# 4010100	#C	1/8" Straight	Boxed	pk. 1/10
# 4010110	#D	1/8" Straight	Boxed	pk. 1/10
# 4010500	#4	1/4" Straight	Boxed	pk. 1/10
# 4010520	#6	1/4" Straight	Boxed	pk. 1/10
# 4010530	#C	1/4" Straight	Boxed	pk. 1/10
# 4010540	#D	1/4" Straight	Boxed	pk. 1/10
# 4011010	#1	3/8" Straight	Boxed	pk. 1/10
# 4011020	#1	3/4" x 1/2" Straight	Boxed	pk. 1/10
# 4011030	#2	1/2" Straight	Boxed	pk. 1/10
# 4020030	#75	Hot Water 1/8" Vertical	Boxed	pk. 1/12



Maid-O-Mist® Air Valves

# 4006020	#67	1/8" Straight	Boxed	pk. 1/12
# 4006040	#72	Auto	Boxed	pk. 1/12
# 4006060	#1	Main Steam Vent	Boxed	pk. 1/12
# 4007010	#4	1/8" Angle	Boxed	pk. 1/12
# 4007020	#5	1/8" Angle	Boxed	pk. 1/12
# 4007030	#6	1/8" Angle	Boxed	pk. 1/12
# 4007040	#C	1/8" Angle	Boxed	pk. 1/12
# 4007050	#D	1/8" Angle	Boxed	pk. 1/12
# 4007110	#4	1/8" Straight	Boxed	pk. 1/12
# 4007120	#5	1/8" Straight	Boxed	pk. 1/12
# 4007130	#6	1/8" Straight	Boxed	pk. 1/12
# 4007140	#C	1/8" Straight	Boxed	pk. 1/12
# 4007150	#D	1/8" Straight	Boxed	pk. 1/12
# 4007210	#4	1/4" Straight	Boxed	pk. 1/12
# 4007220	#5	1/4" Straight	Boxed	pk. 1/12
# 4007230	#6	1/4" Straight	Boxed	pk. 1/12
# 4007240	#C	1/4" Straight	Boxed	pk. 1/12
# 4007250	#D	1/4" Straight	Boxed	pk. 1/12
# 4006050	#95	1/4" Manual Vent	Boxed	pk. 1/12



Heat Timer Values

# 4065010	Angle	Boxed	pk. 1
# 4065020	Straight	Boxed	pk. 1



HVAC VALVES ACCESSORIES

Bronze Steam Radiator Angle Values

# 4440210	1/2"	Bulk	pk. 6
# 4440220	3/4"	Bulk	pk. 6
# 4440230	1"	Bulk	pk. 4
# 4440240	1-1/4"	Bulk	pk. 4
# 4440250	1-1/2"	Bulk	pk. 2



Bronze Hot Water Radiator Angle Values

# 4210110	1/2"	Bulk	pk. 6
# 4210120	3/4"	Bulk	pk. 6



Bronze Radiator Gate Valve (straight)

# 4445000	3/4"	Bulk	pk. 6
# 4445010	1"	Bulk	pk. 4
# 4445020	1-1/4"	Bulk	pk. 4



Bronze Convector Angle Values

# 4440430	1"	Bulk	pk. 4
# 4440440	1-1/4"	Bulk	pk. 4



HVAC VALVE ACCESSORIES continued

Steam Valve Replacement Disk

# 4450230	1"	Bulk	pk. 4
# 4450240	1-1/4"	Bulk	pk. 4



Radiator Nut and Tailpiece

# 4450030	1"	Bulk	pk. 4
# 4450040	1-1/4"	Bulk	pk. 4



Radiator Elbow, Nut and Tailpiece

# 4450110	1/2"	Bulk	pk. 6
# 4450120	3/4"	Bulk	pk. 6
# 4450130	1"	Bulk	pk. 4



Radiator Spud Wrench

- Malleable Iron
- 6 Sizes



# 1120	Bulk	pk. 1/20
--------	------	----------

3-in-1 Radiator Repair Tool

- For Re-Tapping and Reaming Out Radiators



# 1126	Bulk	pk. 6/72
--------	------	----------

Radiator Valve Handles

3 in 1 Handle



# 4505010	Bulk	pk. 25/500
-----------	------	------------

3 Screw Handle



# 4506020	Bulk	pk. 25/500
-----------	------	------------

4 in 1 Handle




# 4506010	Bulk	pk. 25/500
-----------	------	------------

HVAC VALVE ACCESSORIES continued

Water Heater Relief Valve

- 3/4" MPT
- 150lb.
- Long Element



# 0350	Standard Shank	Boxed	pk. 1/10
# 0350A	Extended Shank	Boxed	pk. 1/10

Boiler Relief Valve/Pop Safety Valve

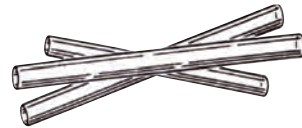
- 3/4" MPT



# 0351	30#	Boxed	pk. 1/10
# 0351A	15#	Boxed	pk. 1/10

Gauge Glass

- 5/8"



# 4290010	8"	Bulk	pk. 1(12)
# 4290020	10"	Bulk	pk. 1(12)
# 4290030	12"	Bulk	pk. 1(12)
# 4290040	14"	Bulk	pk. 1(12)

Order by the Dozen
Quantity Ordered is the
Number of Dozen you want.

Gauge Glass Accessories



# 8060010	5/8" Washer	Bulk	pk. 100
# 4285110	5/8" Nut (Brass)	Bulk	pk. 25
# 4285120	5/8" Friction Ring	Bulk	pk. 100


12" Water Gauge Glass Set

# 4285020	1/2" Inlet	Boxed	pk. 1/6
-----------	------------	-------	---------



HVAC VALVE ACCESSORIES continued

Gauge Glass Cutter



1145 Bulk pk. 1

Thermocouples

- Universal Replacement



# TC18	18"	Carded	pk. 1/10
# TC24	24"	Carded	pk. 1/10
# TC30	30"	Carded	pk. 1/10
# TC36	36"	Carded	pk. 1/10
# TC48	48"	Carded	pk. 1/10

Self-Tapping Boiler Repair Plugs

- Steel with Rubber Gasket

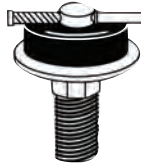


# 4424010	1/4"	Bulk	pk. 1/12
# 4424020	5/16"	Bulk	pk. 1/12

Fit-All Ace Boiler Repair Plug

- Steel
- 12/ Display Card

Order the number of cards you want



1240 Carded Pk.1/Card

Cast Iron Boiler Plugs



# 4431000	2"	Bulk	pk. 1/10
# 4431010	2-1/2"	Bulk	pk. 1/10
# 4431020	3"	Bulk	pk. 1/10

Pressure Gauge

- 1/4" Bottom Connection



# 4350010	2"	0-15#	Boxed	pk. 1/100
# 4350020	2"	0-30#	Boxed	pk. 1/100
# 4350030	2"	0-60#	Boxed	pk. 1/100
# 4350040	2"	0-100#	Boxed	pk. 1/100
# 4350050	2"	0-160#	Boxed	pk. 1/100
# 4350060	2"	0-200#	Boxed	pk. 1/100
# 4350250	2"	0-300#	Boxed	pk. 1/100

HVAC VALVE ACCESSORIES continued

Water Test Gauge

- 2" Face
- 0-200# Range
- 3/4" FGT Swivel Fitting



4350260 Boxed pk. 1/10

Thermostats



T87K



N910



1A65W-641




1C20-101

# 4305015	T87K-1007	24V (heat only) no mercury	Boxed	pk. 1
# 4306010	IE30-N-910	Snap Action 24V (heat only)	Boxed	pk. 1
# 4347200	1C20-101	Snap Action 24V (heat only)	Boxed	pk. 1
# 4347793	1A65W-641	Dial 24V (heat only)	Boxed	pk. 1

24V Boiler Transformer

- 120V to 24V, 40VA MAX.
- Mounting Plate Included



40VA Boxed pk. 1/20

Ice-Maker / Humidifier Hook-Up Kit

- Brass Self-Tapping Valve
- Fittings and Tubing. (1/4" OD Tubing – FDA Approved Material)
- Compression Union
- All Parts Needed to Connect to Copper and Poly Tubing



# C3499	25ft Poly Tubing, Non AB1953	Carded	pk. 6/48
# C3499A	25ft Poly Tubing AB1953 Ultra Low Lead Compliant	Carded	pk. 6/48
# C3498	15 FT. Copper Tubing	Carded	pk. 4/24

FAUCET TOOLS

Faucet Handle Puller

- Removes Canopy Lever Handles Quickly & Easily Without Scratching

C1104 Carded pk. 4/36



Large Handle Puller

- 2 Stage Handle Puller for Narrow and Wide Faucet Handles

1104B Bulk pk. 1/25



Deluxe Handle Puller

- Removes All Canopy Lever Handles Quickly & Easily Without Scratching
- Counter-Weight to Pull Hard-to-Remove Handles

1104A Bulk pk. 1/25



6pc. Socket Wrench Set

- Permits Easy Access to Recessed Valve Stem
- Eliminates Chipped Tile Around Valve Stem Opening

C1102 Carded pk. 4/24



Individual Sockets

# 8338110	21/32" x 27/32"	Bulk	pk. 5/25
# 8338120	Fits Gerber*	Bulk	pk. 5/25
# 8338130	1-1/32" x 1-3/32"	Bulk	pk. 5/25
# 8338140	1-5/32" x 1-9/32"	Bulk	pk. 5/25
# 8338150	1-11/32" x 1-7/16"	Bulk	pk. 5/25



Faucet/Shower Valve Seat Wrenches

- Made of Hardened Steel for Easy Removing & Installing of Renewable Seats.



C1124 Tapered Carded pk. 4/72



Square On One End, Hex on Other to Fit Any Seat

Straight
Square Body for Use with Wrench



Stepped	# 1121	Bulk	pk.10/100
Tapered	# 1123	Bulk	pk.10/100

Ratcheting Seat Removal Wrench Set

- 4 Pieces - Ratcheting Tool & 3 Wrenches
- Hardened Steel
- Ind. Plastic Case

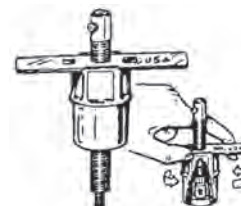
C1108 Carded pk. 4/36



Cartridge Puller for Moen*

- Pulls All Cartridges (Both Brass & Plastic)
- Will Pull Both Stem & Barrel

C1122 Carded pk. 3/36



Faucet Reseater Kit

- Re-Finishes Top of Faucet Seats to Cure Dripping Faucets

1114 Standard Kit Bulk pk. 6/72



O-Ring Puller

- Used to Remove O-Rings and Other Washers

1130P Bulk pk. 5/25



Deluxe O-Ring and Washer Pick

- Heavy Cast Hex Shape Body
- 2 Different Hooks for Different Styles of Rings and Washers

97878 Bulk pk. 5/00



Basin Wrenches

- For Use On Basin & Toilet Nuts, Ballcocks, etc.
- Made of Drop Forged Steel with Hardened Teeth
- May Be Opened Either to the Right or to the Left
- Spring Loaded, Reversible Jaws

C1715 11" Long Carded pk. 4/32

1715B 15" Long Bulk pk. 1/20



Adjustable Length Wrenches

- Telescopic Shaft Adjusts from 10" to 17"

C1715A Carded pk. 4/24



*Brand Names mentioned in this catalog reference OEM Manufacturers. Please do not confuse AQUA PLUMB® with the OEM Mfgr. whose parts these are intended to replace.

STRAINER WRENCHES

Dumbbell Style Strainer Wrench

- Cast Aluminum
- Fits Virtually Every Strainer
- Hex Body to Fit Wrench
- Hole for Inserting Screwdriver for Additional Leverage



C1101 Carded pk. 4/24

Strainer Wrench

- For Installation/Removal of All Tub & Sink Drains
- Plated Steel



C1127 Carded pk. 4/48

4-Way PO Plug Wrench

- Malleable Iron



C1106A Carded pk. 4/72

PO Plug Wrench

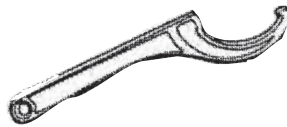
- Malleable Iron



1106P Bulk pk. 5/50

Strainer Nut Wrench

- Cast



8366030 Bulk pk. 1/25

Strap Wrench

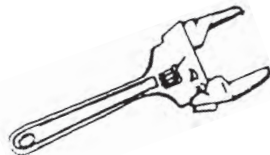
- Heavy Malleable Construction with High Tensile Strength Strap
- For Use on Chrome Parts to Prevent Scratching
- 7" Length



1719 Bulk pk. 3/36

Adjustable Spud Wrench

- Malleable



2862 Bulk pk. 1/4/24

TUBING & PIPING CUTTERS

Mini

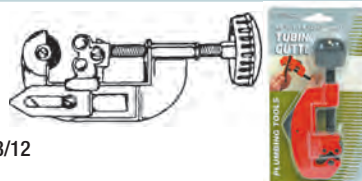
- Cuts 1/8" to 7/8" OD Tubing



C1111 Carded pk. 6/72

Standard

- Cuts 1/8" to 1-1/8" OD Tubing



C1107 Carded pk. 3/12

TUBING & PIPING CUTTERS continued

Deluxe

- Ratcheting
- Cuts 1/4" to 2" OD Tubing



1109C Bulk pk. 1/9

Pipe & Hose Cutter

- Turn Tubing While Squeezing Cutter
- Clean Cut - No Burs



4650 Bulk pk. 1/12

Plastic Pipe Cutter

- Cuts 1/2" to 1" Pipe
- Ratcheting



1113C Bulk pk. 1/10

Cable Saw for Plastic Pipe


- 36" Stainless Steel Cable
- Vinyl Coated Handles
- Works in Very Tight Spaces
- Only Needs 1/4" Clearance



1133 Carded pk. 10/100

Plastic Pipe Saw

- Aluminum Handle
- Cuts PVC & ABS



Saw

1128 Bulk pk. 1/10

Replacement Blade

1129 Bulk pk. 5/50

6" Mini Hacksaw

- Heavy Duty Metal Frame
- Fine Cut -24 Teeth



Saw

41323 Carded pk. 5/50

Replacement Blade

41324 10pk Carded pk. 5/50

12" Hacksaw Blades

- Precision Ground and Heat Treated Cutting Edges
- Fits all Standard Hack Saws

HSB12 5pk Carded pk. 12/144

41325 10pk-24 teeth Carded pk. 5/50

41326 10pk-32 teeth Carded pk. 5/50



Adjustable Hacksaw

- 10"-12" Adjustable Length
- Cast Zinc Alloy Handle
- 3-1/2" Clearance



92149 Carded pk. 6/36

12" Square Tubular Aluminum Hacksaw

- Two Blade Position: Standard and 55° for Special Cutting
- Rust Resistant Chrome Plated Square Tube Stores Extra Blades



92151 Carded pk. 6/36

3-3/4" DEPTH OF CUT

SOLDERING TOOLS

Torch Lighter

- Fits 9/16" Flint



1131 Bulk pk. 5/20

Acid Brushes

- Horse Hair Brushes
- Tin Handles, 6" Long

*Order the number of Bags you want



# 1198	#1 Brush (3/8")	Bulk	pk. 25*
# 1198x25	#1 Brush (3/8")	Bulk	pk. 25*
# 1199	#2 Brush (1/2")	Bulk	pk. 144

Acid Swab Brush Kit

*Order the number of Bags you want



BW02366 Header Card 6 pack pk. 24/144

Copper Fitting Brushes

# 1157	Fits 1/2" Fittings	Bulk	pk. 12/288
# 1158	Fits 3/4" Fittings	Bulk	pk. 12/288
# 1159	Fits 1" Fittings	Bulk	pk. 12/288



4-in-1 Copper Fitting and Tubing Brush

- 1/2" and 3/4" Fitting Brushes
- 1/2" and 3/4" Tub Cleaning Tools

1157A 1/Box pk. 1/box



Open Grit Plumbers Sand Cloth

- Mesh Style Allows Sanded Material to Escape and Get Out of the Way
- 1-1/2" Wide x 45 Yards

8560000 1/Box pk. 1/box



Plumbers Sand Cloth

- For Cleaning Copper Pipe and Fittings
- 120 Grit Aluminum Oxide

# 8560005	1-1/2 wide x 5 yards	pk. 1/100
# 8560010	1-1/2 wide x 10 yards	pk. 1/50



2pc Scouring Pads

- For Cleaning Copper Before Sweating
- For General Scouring
- Green • 6" x 9"

C1554 Header Card pk. 5/50



Copper Tubing Cleaning Tool

- 3/4" (7/8"OD) Copper

8654005 Boxed pk. 1/5



WRENCHES

Adjustable Pipe Wrenches

- Heavy Duty
- High Alloy Steel
- Drop Forged Jaws



# 98702	8"	Display Sleeve	pk. 6/36
# 98703	10"	Display Sleeve	pk. 6/24
# 98704	14"	Display Sleeve	pk. 6/12
# 98705	18"	Display Sleeve	pk. 1/6
# 98706	24"	Display Sleeve	pk. 1/6

Flushometer Wrench

- Angled to Fit in Cramped Spaces
- Smooth Jaws Protect Finishes
- Fits 1-1/8" Through 2-5/8"



TW-9 Bulk pk. 1/5

USE ANYWHERE THAT YOU NEED TO PROTECT THE FINISH!

Internal Pipe Wrenches & Nipple Extractors

- Fits Inside Nipple & Expands to Hold Tight While Removing Nipples & Pipes



# 4011	Fits 3/8" IPS	Bulk	pk. 1/100
# 4012	Fits 1/2" IPS	Bulk	pk. 1/50
# 4013	Fits 3/4" IPS	Bulk	pk. 1/50

Pipe Taps

- Made in USA
- Hardened Steel



# 8625010	1/8"	Bulk	pk. 1
# 8625020	1/4"	Bulk	pk. 1
# 8625030	3/8"	Bulk	pk. 1
# 8625040	1/2"	Bulk	pk. 1
# 8625050	3/4"	Bulk	pk. 1
# 8625060	1"	Bulk	pk. 1
# 8625070	1-1/4"	Bulk	pk. 1
# 8625080	1-1/2"	Bulk	pk. 1
# 8625090	2"	Bulk	pk. 1

Screw Extractor

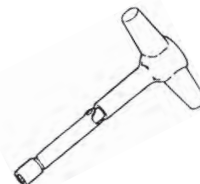
- Made in USA
- Hardened Steel



# 8635010	1/8 Pipe	4	Bulk	pk. 1
# 8635020	1/4 Pipe	5	Bulk	pk. 1
# 8635030	3/8 Pipe	6	Bulk	pk. 1
# 8635040	1/2 Pipe	7	Bulk	pk. 1
# 8635050	3/4 Pipe	8	Bulk	pk. 1
# 8635055	1 Pipe	9	Bulk	pk. 1

No Hub Torque Wrench

- 60# Torque Release
- 5/16" Drive Fits No-Hub Couplings & Gear Clamps



1190 Bulk pk. 1/10

PLUNGERS Force Cup Style



104P-106P

ITEM	DESCRIPTION	HANDLE	CUP	PACKED
# 104P	Sink Plunger	9" Hardwood	4" Red	Bulk pk. 12
# 105P	Household Plunger	18" Hardwood	5" Red	Bulk pk. 12
# 106P	Plumber's Plunger	18" Hardwood	6" Red	Bulk pk. 12

Master Style



# S01	The HYDRO-TRUST Heavy Duty Plunger	21" Hardwood	Black with XL-Tail Piece	Bulk	pk. 24
# S02PDQ	Deluxe Plunger	19" Hardwood	Black with Tail Piece	PDQ	pk. 12

Professional



# T01	THRONEMASTER® Professional	20" Hardwood Yellow Handle	Black with Tail Piece	Bulk	pk. 4
# 1474	Bowl/Bell	20" Hardwood	Black	Bulk	pk. 10
# 1475	The Plumber's Plunger	20" Hardwood Yellow Handle	Black with Tail Piece	Bulk	pk. 12

PLUNGERS continued

Deluxe Plunger w/ Holder

- Double Thrust Plunger Works with All Toilets
- Convenient & Discreet Storage Case Opens & Closes Automatically
- Storage Case Encapsulates Odors & Keeps Bathroom Fresh



T02 Display Box pk. 6

Water Force® Plunger Flusher

- Heavy Duty Plunger for the Pro's
- Made of Super Strong Polyethylene



W01 Bulk pk. 12

Elite® Household Plungers

- Clear Lucite Handle
- 6" Cup
- Blue Cup



107P Bulk pk. 12

Elite® Junior Plunger

- Clear Lucite Handle
- 3" Cup
- Assorted Cup Colors



107JR Bulk pk. 12

Hand Plunger 3-1/2" Cup

- For Sinks & Water Fountains
- Fits in Tool Boxes
- Red Rubber



103P Bulk pk. 12

MISCELLANEOUS TOOLS

17" Breaker Bar

- 1/2" Drive
- Chrome Vanadium



for use with #1139

1138 Polybag Bulk pk. 1

Water Heater Element Socket

- Fits 1/2" or 3/4" Drive
- Chrome Vanadium



for use with #1138

1139 Polybag Bulk pk. 1

4-Way Sillcock Key


- Plated Steel



1105 Bulk pk. 5/50
C1105 Carded pk. 4/72

Flaring Tool


- Flares Copper or Aluminum Tubing
- 7-Holes, Flares 1/8" Through 5/8" Tubing



1147 Bulk pk. 1/15

Make-a-Gasket

- 6" x 6" x 1/16"
- Bulk, 10/Bag
- Red Rubber Sheet
- Cut into Gaskets, Shims, Vibration Dampers, Seals, etc.



1553P Bulk pk. 1/10*
C1553 1/Header Card pk. 10/100

*Order Number of Bags (10 packs) You Want. (i.e. 2 for 20 Pieces)

24" Claw Pick-Up Tool



8525010 Bulk pk. 5/100

AUGERS & SNAKES

Pipe Clearing Flushers

- Uses Water Pressure From a Sink or Hose Bibb to Clear out a Clogged Drain
- FGHT Hook Up - Fits Any Standard Garden Hose



DK1 DK2 DK3



DK1 Fits 1" to 2" Pipes Carded pk. 1/12/48
DK2 Fits 1-1/2" to 3" Pipes Carded pk. 1/12/48
DK3 Fits 3" to 6" Pipes Carded pk. 1/12/48

AUGERS & SNAKES

Plunger Disc Holder

- Holder Fits on 1/2" Pipe
- For Removing Obstructions in Soil Lines, Curb Drains, etc.
- Brass



1747 Bulk pk. 5/30/300

Plunger Disc

- Cloth Inserted Rubber



1746 4" Bulk pk. 5/30
1746A 3" Bulk pk. 5/30

Canister Auger with Handle

- 1/4" Spring Wire
- Pistol-Grip and Turn-Knob for Positive Control
- Thumb style Lock-Screw to Lock Wire



CA15-F 1/4" x 15FT. 2/PDQ pk. 2
CA15 1/4" x 15 FT. Bulk pk. 4#
CA25 1/4" x 25 FT. Bulk pk. 4

Drill Powered Canister Auger with Handle

- Can Be Used with a Drill or Manually
- 1/4" Spring Wire



CAD15 1/4" x 15FT. Bulk pk. 4
CAD25 1/4" x 25FT. Bulk pk. 4

Toilet Auger

- Steel Tube & Rubber Sleeves to Protect Pottery
- 3 Foot



1725 Display Sleevepk. 1/12

Spring Type Drain Snake

- With Metal Tube & Thumb Lock Screw



8428010 1/4" x 8FT. Bulk pk. 1/5
8428020 1/4" x 15FT. Bulk pk. 1/5
8428030 1/4" x 25FT. Bulk pk. 1/5
1721 1/2" x 25FT. Bulk pk. 1/4
1722 1/2" x 50FT. Bulk pk. 1/3

Flat Wire Drain Snake

- With Frame
- Super Strong, Kink Resistant, Oil Tempered Steel



8445110 1/2" x 25FT. Bulk pk. 1/3
8445120 1/2" x 50FT. Bulk pk. 1/3
8445140 1/2" x 100FT. Bulk pk. 1/3

AQUAPLUMB® UTILITY SUMP PUMPS AND ACCESSORIES

AquaPlumb pumps offer the quality and features of any major name brand.
Check our performance against the competition.

All pumps are UL approved, CSA approved for sale in Canada and feature rugged switches and overheat protection with a Full 2 year warranty. Our bold modern packaging, adds value without adding to cost and clearly lists features and benefits of each model.

AQUAPLUMB® MODEL #	FLOTEC® MODEL #	HEAD AQUAPLUMB / FLOTEC	G.P.H. AQUAPLUMB / FLOTEC
SUP16	Flotec* #FPOS1300X	26.3 ft. / 24 ft.	1,370 / 1,370
SUP14A	Flotec* #FPOS1775A	25 ft. / 24 ft.	1,740 / 1,790
SSP13	Flotec* #2450	23 ft. / 20 ft.	3,200 / 3,150
SSP12	Flotec* #3250	26 ft. / 24 ft.	3,700 / 3,630

PUMPS & ACCESSORIES

1/6 H.P. Submersible Utility Pump

- Flow Rate: 1370 GPH
- Pump Down to 1/8"
- Lift: 26.3 feet
- Removable Intake Screen
- Outlet Fits Garden Hose or 1" FPT
- 10 ft. Grounded Power Cord



SUP16 Display Box pk. 4

1/4 H.P. Automatic, Water Sensing Submersible Utility Pump

- Flow Rate: 1740 GPH
- Pump Down to 1/4"
- Lift: 25 feet
- Removable Intake Screen
- Outlet Fits Garden Hose or 1" FPT
- 15 ft. Grounded Power Cord
- Lightweight, Durable Non-Metallic Casing



SUP14A Display Box pk. 1/4

PUMPS & ACCESSORIES continued

Submersible Sump Pump

- Outlet 1-1/4" Female or 1-1/2" Male
- Automatic Float Switch
- Composite Body
- Fits Narrow 10" Pump Pits
- Corrosion Resistant Treated Aluminum Motor Housing
- Extra Long 10ft. Grounded Cord
- Thermal Overload Protection



SSP13 1/3 HP 3300 GPH 24.0 ft. head Display Box pk.3

SSP12 1/2 HP 3700 GPH 26.0 ft. head Display Box pk.3

Electric Float Switch

- Replacement for # SSP13 & # SSP12
- Extra Long 10 ft Grounded Cord



SSPPLUG Box pk. 1/50

Check Valves

- Saves Installation Time.
- Eliminates Vibration and Hum.

ITEM #	TYPE	FITS		PACK
# 1115	3 Way	1-1/4" IPS or 1-1/2" Copper or 1-1/2" IPS	Bulk	pk. 1/24
# 1116	Large	2" IPS	Bulk	pk. 1/50



PUMPS & ACCESSORIES continued

Sump Pump Check Valve

- Made of Durable Plastic Material
- Flapper Prevents Backflow of Water
- Have 1-1/4" Male Iron Pipe Threads & Stepped Output



3352 Bulk pk. 5/25

Sump Pump Discharge Kit

- Kit Contains 24' of Corrugated Flexible Poly Drain Tubing, 1-1/4" Male Adapter & Rust-Proof Clamp
- Hose has 1-1/4" and 1-1/2" cuffs to work on either size.



3330P Display Bag pk. 8

1-1/4" Insert Male Adapter - Poly

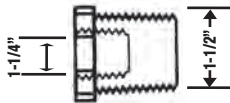
- 1-1/4" MPT X 1-1/4" BARB to Fit Discharge hose



27334 Bulk pk. 5/20

PVC Sch.40 Threaded Bushing

- FPT Size 1-1/4"
- MPT Size 1-1/2"




439-212 Bulk pk. 5/25

TUBING & HOSE

Poly Tubing

- 100 Feet
- Natural Color
- Made of Food Grade Material




Box Quantities NO BREAK!

PART #	DESCRIPTION	PACK
# 1925D	1/4" OD Boxed	pk. 1
# 1935D	3/8" OD Boxed	pk. 1
# 1940D	1/2" OD Boxed	pk. 1
# 1941D	5/8" OD Boxed	pk. 1

Clear Vinyl Tubing

- 100 Foot Coil
- Made of Food Grade Material



Part #	DESCRIPTION	PACK
# 1999D	1/8" ID x 3/16" OD 100'/coil Boxed	pk. 1
# 1998D	1/8" ID x 1/4" OD 100'/coil Boxed	pk. 1
# 1952D	3/16" ID x 5/16" OD 100'/coil Boxed	pk. 1
# 1954D	1/4" ID x 3/8" OD 100'/coil Boxed	pk. 1
# 1960D	5/16" ID x 7/16" OD 100'/coil Boxed	pk. 1
# 1958D	3/8" ID x 1/2" OD 100'/coil Boxed	pk. 1
# 1956D	3/8" ID x 9/16" OD 100'/coil Boxed	pk. 1
# 1963D	3/8" ID x 5/8" OD 100'/coil Boxed	pk. 1
# 1971D	1/2" ID x 5/8" OD 100'/coil Boxed	pk. 1
# 1957D	1/2" ID x 3/4" OD 100'/coil Boxed	pk. 1
# 1959D	5/8" ID x 7/8" OD 100'/coil Boxed	pk. 1
# 1965D	3/4" ID x 1" OD 100'/coil Boxed	pk. 1
# 1966D	7/8" ID x 1-1/8" OD 100'/coil Boxed	pk. 1
# 1967D	1" ID x 1-1/4" OD 100'/coil Boxed	pk. 1
# 1972D	1-1/4" ID x 1-5/8" OD 50'/coil Boxed	pk. 1
# 1981D	1-1/2" ID x 1-7/8" OD 50'/coil Boxed	pk. 1

TUBING & HOSE continued

Clear Braided PVC Hose


- Reinforced with Nylon Braiding
- Order by the Roll
- Made of Food Grade Material



PART #	ID	OD	MAX W/P @ 70°F	COIL	(PK)
# 6360	1/4"	.46"	250	100'/coil	pk. 1
# 6362	3/8"	.60"	225	100'/coil	pk. 1
# 6363	1/2"	.75"	200	100'/coil	pk. 1
# 6363A	5/8"	.875"	200	100'/coil	pk. 1
# 6364	3/4"	1.03"	150	100'/coil	pk. 1
# 6365	1"	1.312"	125	100'/coil	pk. 1
# 6366	1-1/4"	1.687"	100	100'/coil	pk. 1
# 6367	1-1/2"	1.937"	75	50'/coil	pk. 1
# 6368	2"	2.5"	75	50'/coil	pk. 1

Hose Clamps

- 100% Stainless Steel Including Band, Housing and Screw



All Prices Are For a Box of 10 Pieces. Please Order the Number of BOXES you Want.

PART #	TRADE SIZE	CLAMP RANGE	PACK
# 5202S	Micro #04	1/4" – 5/8"	Display Box pk. 1/100
# 5203S	Micro #06	5/16" – 7/8"	Display Box pk. 1/100
# 5206S	#06	3/8" – 7/8"	Display Box pk. 1/100
# 5208S	#08	7/16" – 1"	Display Box pk. 1/50
# 5210S	#10	1/2" – 1-1/16"	Display Box pk. 1/50
# 5212S	#12	11/16" – 1-1/4"	Display Box pk. 1/50
# 5216S	#16	5/8" – 1-1/2"	Display Box pk. 1/50
# 5220S	#20	13/16" – 1-3/4"	Display Box pk. 1/50
# 5224S	#24	1" – 2"	Display Box pk. 1/50
# 5228S	#28	1-5/16" – 2-1/4"	Display Box pk. 1/50
# 5232S	#32	1-9/16" – 2-1/2"	Display Box pk. 1/50
# 5236S	#36	1-3/4" – 2-3/4"	Display Box pk. 1/50
# 5244S	#44	1-5/16" – 3-1/4"	Display Box pk. 1/50
# 5248S	#48	2-1/2" – 3-1/2"	Display Box pk. 1/20
# 5252S	#52	2-13/16" – 3-3/4"	Display Box pk. 1/20
# 5264S	#64	3-1/2" – 4-1/2"	Display Box pk. 1/20
# 5272S	#72	3" – 5"	Display Box pk. 1/20
# 5288S	#88	4" – 6"	Display Box pk. 1/20
# 52104S	#104	4" – 7"	Display Box pk. 1/10

6pk. Hose Clamps

- 100% Stainless Steel
- Includes:
 - 2pcs. from 1/4" to 5/8"
 - 2pcs. from 1/2" to 1-1/4"
 - 2pcs. from 1-5/16" to 2-1/4"



C5299 Carded pk. 6/72

Industrial Rubber Work Gloves

- Adult Extra Large
- Rolled Cuffs
- Chemical & Acid Resistant



# 1482P	14"	30 mil	Smooth Fingers	pk. 12/72
# 1463P	18"	25 mil	Rough Fingers	pk. 10/60

Disposable Gloves

- 100/Box
- Powdered
- Ambidextrous, Fits Both Hands



# SP98846	Latex	Med/Large	pk. 10
# SP98841	Latex	Large/XL	pk. 10
# SP98876	Opaque Vinyl	Med/Large	pk. 10
# SP98871	Opaque Vinyl	Large/XL	pk. 10
# SP98856	Blue Nitrile	Med/Large	pk. 10
# SP98851	Blue Nitrile	Large/XL	pk. 10

Shop Towels

- 10/Pack
- Red Cotton
- 12" x 14"



# RST10	Display Box	pk. 24
---------	-------------	--------

Steel Wool

- 16 Pads Per Package



ITEM #	DESCRIPTION	GRADE	PACK
# SW1	Medium	#1	pk. 15
# SW2	Coarse	#2	pk. 15
# SW3	Extra Coarse	#3	pk. 15
# SW4	Extra Extra Coarse	#4	pk. 15
# SW0	Fine	#0	pk. 15
# SW00	Very Fine	#00	pk. 15
# SW000	Extra Fine	#000	pk. 15
# SW0000	Super Fine	#0000	pk. 15

Yellow Caution Tape

- 3" Wide



# 17775	200 ft.	pk. 10/100
# 17779	300 ft.	pk. 16
# 17780	1000 ft	pk. 10

Caulking Gun - Standard Style

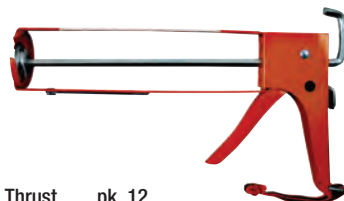
- Fits Standard 10.1 oz Cartridges
- Durable Metal Construction



# CG00108	Smooth Rod	5:1 Thrust	pk. 24
# CG00111	Ratchet Rod	7:1 Thrust	pk. 24

Caulking Gun - Skeleton Style

- Fits Standard 10.1 oz Cartridges
- Durable Metal Construction
- Wrist Strap
- Built in Spout Cutter



# CG00119	Smooth Hex Rod	10:1 Thrust	pk. 12
-----------	----------------	-------------	--------

Extension Cords

- Orange, Indoor/Outdoor SJT
- 3-Prong, Grounded

ITEM #	GAUGE	LENGTH	PACK
# R2615	16/3	15 ft.	pk. 1/24
# R2625	16/3	25 ft.	pk. 6/24
# R2650	16/3	50 ft.	pk. 1/12
# R2600	16/3	100 ft.	pk. 1/6
# R3025	14/3	25 ft.	pk. 1/12
# R3050	14/3	50 ft.	pk. 1/8
# R3000	14/3	100 ft.	pk. 1/4
# R3125	12/3	25 ft.	pk. 1/8
# R3150	12/3	50 ft.	pk. 1/6
# R3100	12/3	100 ft.	pk. 1/4



Lighted End Extension Cords

- AWG, SJTW
- Orange with Black Stripe
- All Weather, Heavy Duty

ITEM #	END	GAUGE	LENGTH	PACK
# R3025CL	Single	14/3	25 ft.	pk. 2/12
# R3050CL	Single	14/3	50 ft.	pk. 2/8
# R3125CTL	Tri-Tap	12/3	25 ft.	pk. 2/8
# R3150CTL	Tri-Tap	12/3	50 ft.	pk. 2/6



Trouble Light

- Orange, SJT
- Metal Cage
- Side Outlets

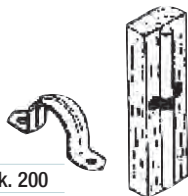
# R32125	16/3	25 ft.	pk. 12
----------	------	--------	--------



PIPE HANGERS & STUD GUARDS

2 Hole Pipe Strap


- First Quality
- Made in USA



# 5271030	3/8" 24 GA Galvanized	Bulk	pk. 200
# 5271040	1/2" 24 GA Galvanized	Bulk	pk. 100
# 5271050	3/4" 24 GA Galvanized	Bulk	pk. 100
# 5271060	1" 20 GA Galvanized	Bulk	pk. 100
# 5271070	1-1/4" 20 GA Galvanized	Bulk	pk. 50
# 5271080	1-1/2" 20 GA Galvanized	Bulk	pk. 50
# 5271090	2" 20 GA Galvanized	Bulk	pk. 50
# 5271100	3" 16 GA Galvanized	Bulk	pk. 10
# 5271110	4" 16 GA Galvanized	Bulk	pk. 10
# 5260020	1/2" 22 GA Copper Clad	Bulk	pk. 100
# 5260030	3/4" 22 GA Copper Clad	Bulk	pk. 100

Hanger Iron

- First Quality
- Made in USA



# 5235040	3/4" x 10' 20 GA (Heavy) Galvanized	Bulk	pk. 10
# 5235010	3/4" x 10' 24 GA Galvanized	Bulk	pk. 10
# 5235011	3/4" x 100' 24 GA Galvanized	Bulk	pk. 1/5
# 5235030	3/4" x 10' 24 GA Copper-Coated	Bulk	pk. 10

Plastic Hanger Strap



# 5235015	3/4" x 10'	Bulk	pk. 10
# 5235016	3/4" x 100'	Bulk	pk. 1/10

Wire Pipe Hook

- Galvanized



# 3925	1/2" x 6"	Bulk	pk. 50
# 3926	3/4" x 6"	Bulk	pk. 50

Stud Gauge

- Galvanized



1-1/2" x 6" 16 GA			
# 3942	Bulk		pk. 100
1-1/2" x 3" 16GA			
# 3942A	Bulk		pk. 100

BOCA Plate

- Galvanized
- 5" x 8" Self-Nailing



# 5235005	Bulk		pk. 25
-----------	------	--	--------

Stud Shoe

- Galvanized
- 18GA



# 5235000	Bulk		pk. 5
-----------	------	--	-------

SPECIALTY PIPE FITTINGS

Brass Hex Plug

# 121-4	1/4"	Bulk	pk. 5
# 121-6	3/8"	Bulk	pk. 5
# 121-8	1/2"	Bulk	pk. 5
# 121-12	3/4"	Bulk	pk. 5



Brass Face Bushing

# 110F-86	1/2" x 3/8"	Bulk	pk. 5
# 110F-128	3/4" x 1/2"	Bulk	pk. 5



Brass FPT x MPT Adapter

# 120-42	1/4" FPT x 1/8" MPT	Bulk	pk. 5
# 120-62	3/8" FPT x 1/8" MPT	Bulk	pk. 5
# 120-64	3/8" FPT x 1/4" MPT	Bulk	pk. 5
# 120-84	1/2" FPT x 1/4" MPT	Bulk	pk. 5
# 120-86	1/2" FPT x 3/8" MPT	Bulk	pk. 3
# 120-128	3/4" FPT x 1/2" MPT	Bulk	pk. 5



Brass Hex Nipple

# 122-2	1/8"	Bulk	pk. 5
# 123-42	1/4" x 1/8"	Bulk	pk. 5
# 122-4	1/4"	Bulk	pk. 5
# 123-64	3/8" x 1/4"	Bulk	pk. 5
# 122-6	3/8"	Bulk	pk. 5
# 123-84	1/2" x 1/4"	Bulk	pk. 5
# 123-86	1/2" x 3/8"	Bulk	pk. 5
# 122-8	1/2"	Bulk	pk. 5
# 123-128	3/4" x 1/2"	Bulk	pk. 3
# 122-12	3/4"	Bulk	pk. 3



HOSE FITTINGS

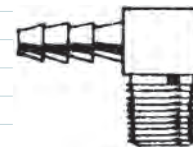
Brass Male Hose Barbs

# 29-22	1/8" Barb x 1/8" MPT	Bulk	pk. 5
# 29-32	3/16" Barb x 1/8" MPT	Bulk	pk. 5
# 29-42	1/4" Barb x 1/8" MPT	Bulk	pk. 5
# 29-44	1/4" Barb x 1/4" MPT	Bulk	pk. 5
# 29-46	1/4" Barb x 3/8" MPT	Bulk	pk. 5
# 29-54	5/16" Barb x 1/4" MPT	Bulk	pk. 5
# 29-62	3/8" Barb x 1/8" MPT	Bulk	pk. 5
# 29-64	3/8" Barb x 1/4" MPT	Bulk	pk. 5
# 29-66	3/8" Barb x 3/8" MPT	Bulk	pk. 5
# 29-68	3/8" Barb x 1/2" MPT	Bulk	pk. 5
# 29-84	1/2" Barb x 1/4" MPT	Bulk	pk. 5
# 29-86	1/2" Barb x 3/8" MPT	Bulk	pk. 5
# 29-88	1/2" Barb x 1/2" MPT	Bulk	pk. 5
# 29-812	1/2" Barb x 3/4" MPT	Bulk	pk. 5
# 29-106	5/8" Barb x 3/8" MPT	Bulk	pk. 3
# 29-108	5/8" Barb x 1/2" MPT	Bulk	pk. 3
# 29-1212	3/4" Barb x 3/4" MPT	Bulk	pk. 3



Brass 90° Male Hose Barbs

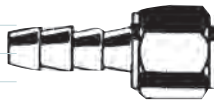
# 29E-42	1/4" Barb x 1/8" MPT	Bulk	pk. 5
# 29E-44	1/4" Barb x 1/4" MPT	Bulk	pk. 5
# 29E-62	3/8" Barb x 1/8" MPT	Bulk	pk. 3
# 29E-64	3/8" Barb x 1/4" MPT	Bulk	pk. 3
# 29E-66	3/8" Barb x 3/8" MPT	Bulk	pk. 3
# 29E-68	3/8" Barb x 1/2" MPT	Bulk	pk. 3
# 29E-84	1/2" Barb x 1/4" MPT	Bulk	pk. 3
# 29E-86	1/2" Barb x 3/8" MPT	Bulk	pk. 3
# 29E-88	1/2" Barb x 1/2" MPT	Bulk	pk. 3
# 29E-108	5/8" Barb x 1/2" MPT	Bulk	pk. 3



HOSE FITTINGS

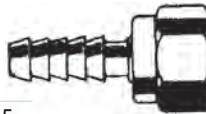
Brass Female Solid Hose Barbs

# 29F-42	1/4" Barb x 1/8" FPT	Bulk	pk. 5
# 29F-44	1/4" Barb x 1/4" FPT	Bulk	pk. 5
# 29F-64	3/8" Barb x 1/4" FPT	Bulk	pk. 5
# 29F-66	3/8" Barb x 3/8" FPT	Bulk	pk. 5
# 29F-68	3/8" Barb x 1/2" FPT	Bulk	pk. 5
# 29F-86	1/2" Barb x 3/8" FPT	Bulk	pk. 5
# 29F-88	1/2" Barb x 1/2" FPT	Bulk	pk. 5



Brass Female Swivel Hose Barbs

# 29FS-44	1/4" Barb x 1/4" FPT	Bulk	pk. 5
# 29FS-64	3/8" Barb x 1/4" FPT	Bulk	pk. 5
# 29FS-66	3/8" Barb x 3/8" FPT	Bulk	pk. 5
# 29FS-86	1/2" Barb x 3/8" FPT	Bulk	pk. 5
# 29FS-88	1/2" Barb x 1/2" FPT	Bulk	pk. 5



Brass Hose Mender/Coupling

# 29S-4	1/4"	Bulk	pk. 5
# 29S-5	5/16"	Bulk	pk. 5
# 29S-6	3/8"	Bulk	pk. 5
# 29S-8	1/2"	Bulk	pk. 5
# 29S-10	5/8"	Bulk	pk. 5



COMPRESSION FITTINGS

Brass Sleeve

# 60-2	1/8"	Bulk	pk. 100
# 60-4	1/4"	Bulk	pk. 100
# 60-5	5/16"	Bulk	pk. 100
# 60-6	3/8"	Bulk	pk. 100
# 60-8	1/2"	Bulk	pk. 100
# 60-10	5/8"	Bulk	pk. 25
# 60-14	7/8"	Bulk	pk. 10



Plastic Sleeve

# 60P-4	1/4"	Bulk	pk. 100
# 60P-6	3/8"	Bulk	pk. 100
# 60P-8	1/2"	Bulk	pk. 100
# 60P-10	5/8"	Bulk	pk. 100



Brass Insert for Soft Tubing

# 63P-4	1/4"	Bulk	Bulk
# 63P-6	3/8"	Bulk	Bulk
# 63P-8	1/2"	Bulk	Bulk
# 63P-10	5/8"	Bulk	Bulk



COMPRESSION FITTINGS continued

Brass Compression Nut

# 61-4	1/4"	Bulk	pk. 10
# 61-5	5/16"	Bulk	pk. 10
# 61-6	3/8"	Bulk	pk. 10
# 61-8	1/2"	Bulk	pk. 10
# 61-10	5/8"	Bulk	pk. 5
# 61-14	7/8"	Bulk	pk. 5



Brass Compression Cap

# 61C-4	1/4"	Bulk	pk. 10
# 61C-6	3/8"	Bulk	pk. 10
# 61C-8	1/2"	Bulk	pk. 5
# 61C-10	5/8"	Bulk	pk. 5



Brass Compression Union

# 62-2	1/8"	Bulk	pk. 5
# 62-3	3/16"	Bulk	pk. 5
# 62-4	1/4"	Bulk	pk. 10
# 62-5	5/16"	Bulk	pk. 5
# 62R-64	3/8" x 1/4"	Bulk	pk. 5
# 62-6	3/8"	Bulk	pk. 5
# 62R-86	1/2" x 3/8"	Bulk	pk. 5
# 62-8	1/2"	Bulk	pk. 5
# 62R-106	5/8" x 3/8"	Bulk	pk. 3
# 62R-108	5/8" x 1/2"	Bulk	pk. 3
# 62-10	5/8"	Bulk	pk. 3
# 62-12	3/4"	Bulk	pk. 1
# 62-14	7/8"	Bulk	pk. 1



Brass 90° Compression Elbow

# 65-4	1/4"	Bulk	pk. 5
# 65-5	5/16"	Bulk	pk. 3
# 65-6	3/8"	Bulk	pk. 3
# 65-8	1/2"	Bulk	pk. 3
# 65-10	5/8"	Bulk	pk. 3
# 65-14	7/8"	Bulk	pk. 1



Brass Comp. x MPT Adapter

# 68-42	1/4" Comp. x 1/8" MPT	Bulk	pk. 10
# 68-44	1/4" Comp. x 1/4" MPT	Bulk	pk. 10
# 68-46	1/4" Comp. x 3/8" MPT	Bulk	pk. 5
# 68-48	1/4" Comp. x 1/2" MPT	Bulk	pk. 5
# 68-54	5/16" Comp. x 1/4" MPT	Bulk	pk. 5
# 68-64	3/8" Comp. x 1/4" MPT	Bulk	pk. 10
# 68-66	3/8" Comp. x 3/8" MPT	Bulk	pk. 5
# 68-68	3/8" Comp. x 1/2" MPT	Bulk	pk. 5
# 68-612	3/8" Comp. x 3/4" MPT	Bulk	pk. 3
# 68-84	1/2" Comp. x 1/4" MPT	Bulk	pk. 3
# 68-86	1/2" Comp. x 3/8" MPT	Bulk	pk. 3
# 68-88	1/2" Comp. x 1/2" MPT	Bulk	pk. 3
# 68-106	5/8" Comp. x 3/8" MPT	Bulk	pk. 3
# 68-108	5/8" Comp. x 1/2" MPT	Bulk	pk. 3
# 68-1012	5/8" Comp. x 3/4" MPT	Bulk	pk. 3
# 68-1412	7/8" Comp. x 3/4" MPT	Bulk	pk. 3

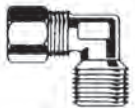


• All Compression Sizes are Tube OD

COMPRESSION FITTINGS continued

Brass Comp. x MPT 90° Elbow

# 69-22	1/8" Comp. x 1/8" MPT	Bulk	pk. 5
# 69-42	1/4" Comp. x 1/8" MPT	Bulk	pk. 5
# 69-44	1/4" Comp. x 1/4" MPT	Bulk	pk. 5
# 69-64	3/8" Comp. x 1/4" MPT	Bulk	pk. 5
# 69-66	3/8" Comp. x 3/8" MPT	Bulk	pk. 5
# 69-68	3/8" Comp. x 1/2" MPT	Bulk	pk. 3
# 69-86	1/2" Comp. x 3/8" MPT	Bulk	pk. 3
# 69-106	5/8" Comp. x 3/8" MPT	Bulk	pk. 3
# 69-108	5/8" Comp. x 1/2" MPT	Bulk	pk. 3



Brass Comp. x Sweat Adapter

# 668-68	3/8" Comp. x 1/2" Swt	Bulk	pk. 10
----------	-----------------------	------	--------



Brass Comp. x FPT Adapter

# 66-22	1/8" Comp. x 1/8" FPT	Bulk	pk. 5
# 66-42	1/4" Comp. x 1/8" FPT	Bulk	pk. 5
# 66-44	1/4" Comp. x 1/4" FPT	Bulk	pk. 5
# 66-46	1/4" Comp. x 3/8" FPT	Bulk	pk. 5
# 66-64	3/8" Comp. x 1/4" FPT	Bulk	pk. 5
# 66-66	3/8" Comp. x 3/8" FPT	Bulk	pk. 5
# 66-68	3/8" Comp. x 1/2" FPT	Bulk	pk. 5
# 66-86	1/2" Comp. x 3/8" FPT	Bulk	pk. 5
# 66-88	1/2" Comp. x 1/2" FPT	Bulk	pk. 5
# 66-108	5/8" Comp. x 1/2" FPT	Bulk	pk. 3
# 66-1012	5/8" Comp. x 3/4" FPT	Bulk	pk. 3
# 66-1412	7/8" Comp. x 3/4" FPT	Bulk	pk. 3



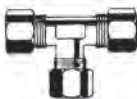
Brass Comp. x FPT 90° Elbow

# 70-44	1/4" Comp. x 1/4" FPT	Bulk	pk. 2
# 70-86	1/2" Comp. x 3/8" FPT	Bulk	pk. 1



Brass Compression Tee

# 64-2	1/8"	Bulk	pk. 3
# 64-4	1/4"	Bulk	pk. 5
# 64-5	5/16"	Bulk	pk. 3
# 64-64	3/8" x 1/4"	Bulk	pk. 3
# 64-6	3/8"	Bulk	pk. 3
# 64-8	1/2"	Bulk	pk. 1
# 64-10	5/8"	Bulk	pk. 1
# 64-14	7/8"	Bulk	pk. 1



Brass Self Tapping Saddle Valve



# 3514P	1/4"	pk. 5
---------	------	-------

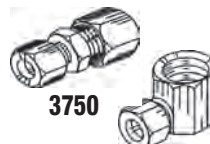
CHROME PLATED COMPRESSION FITTINGS



3766



3753



3750



3752



3756

*Fits Most Common Stop Valves

# 3766	3/8" Comp. Nut *	Bulk	pk. 10
# 3750	3/8" x 5/8" Comp. Union	Bulk	pk. 5
# 3752	3/8" x 1/2" Sweat	Bulk	pk. 5
# 3753	3/8" x 3/8" FPT	Bulk	pk. 5
# 3754	3/8" x 1/2" FPT	Bulk	pk. 5
# 3756	3/8" x 3/8" MPT	Bulk	pk. 5
# 3757	3/8" x 1/2" MPT	Bulk	pk. 5

FLARE FITTINGS

Brass Short Flare Nuts

# 441S-4	1/4"	Bulk	pk. 10
# 441S-6	3/8"	Bulk	pk. 10
# 441S-8	1/2"	Bulk	pk. 5
# 441S-10	5/8"	Bulk	pk. 5
# 441S-14	7/8"	Bulk	pk. 5



Brass Flare Cap

# 440-4	1/4"	Bulk	pk. 10
# 440-6	3/8"	Bulk	pk. 10
# 440-10	5/8"	Bulk	pk. 5



Brass Flare Union

# 402-2	1/8"	Bulk	pk. 5
# 402-4	1/4"	Bulk	pk. 10
# 402-6	3/8"	Bulk	pk. 5
# 402R-106	5/8 x 3/8"	Bulk	pk. 3



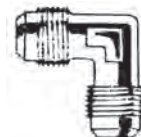
Brass Flare Plug

# 439-6	3/8"	Bulk	pk. 10
# 439-8	1/2"	Bulk	pk. 5



Brass 90° Flare Elbow

# 505-6	3/8"	Bulk	pk. 5
---------	------	------	-------



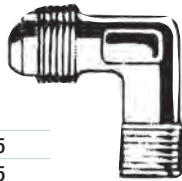
Brass Flare x MPT Adapter

# 408-42	1/4" Flare x 1/8" MPT	Bulk	pk. 5
# 408-44	1/4" Flare x 1/4" MPT	Bulk	pk. 5
# 408-54	5/16" Flare x 1/4" MPT	Bulk	pk. 5
# 408-62	3/8" Flare x 1/8" MPT	Bulk	pk. 5
# 408-64	3/8" Flare x 1/4" MPT	Bulk	pk. 5
# 408-66	3/8" Flare x 3/8" MPT	Bulk	pk. 5
# 408-68	3/8" Flare x 1/2" MPT	Bulk	pk. 5
# 408-84	1/2" Flare x 1/4" MPT	Bulk	pk. 5
# 408-86	1/2" Flare x 3/8" MPT	Bulk	pk. 5
# 408-88	1/2" Flare x 1/2" MPT	Bulk	pk. 5
# 408-812	1/2" Flare x 3/4" MPT	Bulk	pk. 5
# 408-108	5/8" Flare x 1/2" MPT	Bulk	pk. 3
# 408-1012	5/8" Flare x 3/4" MPT	Bulk	pk. 3




FLARE FITTINGS continued

Brass Flare x MPT 90° Elbow



# 409-42	1/4" Flare x 1/8" MPT	Bulk	pk. 5
# 409-64	3/8" Flare x 1/4" MPT	Bulk	pk. 5
# 409-66	3/8" Flare x 3/8" MPT	Bulk	pk. 5
# 409-68	3/8" Flare x 1/2" MPT	Bulk	pk. 3
# 409-84	1/2" Flare x 1/4" MPT	Bulk	pk. 3
# 409-88	1/2" Flare x 1/2" MPT	Bulk	pk. 3
# 409-106	5/8" Flare x 3/8" MPT	Bulk	pk. 3
# 409-108	5/8" Flare x 1/2" MPT	Bulk	pk. 3

Brass Flare x FPT 90° Elbow



# 500-66	3/8" Flare x 3/8" FPT	Bulk	pk. 3
# 500-68	3/8" Flare x 1/2" FPT	Bulk	pk. 3
# 500-86	1/2" Flare x 3/8" FPT	Bulk	pk. 3

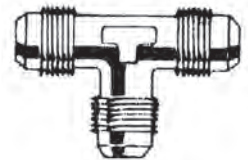
Brass Flare x FPT Adapter

# 406-42	1/4" Flare x 1/8" FPT	Bulk	pk. 5
# 406-44	1/4" Flare x 1/4" FPT	Bulk	pk. 5
# 406-52	5/16" Flare x 1/8" FPT	Bulk	pk. 5
# 406-54	5/16" Flare x 1/4" FPT	Bulk	pk. 5
# 406-66	3/8" Flare x 3/8" FPT	Bulk	pk. 5
# 406-68	3/8" Flare x 1/2" FPT	Bulk	pk. 5
# 406-86	1/2" Flare x 3/8" FPT	Bulk	pk. 5
# 406-88	1/2" Flare x 1/2" FPT	Bulk	pk. 5
# 406-106	5/8" Flare x 3/8" FPT	Bulk	pk. 3
# 406-108	5/8" Flare x 1/2" FPT	Bulk	pk. 3
# 406-1012	5/8" Flare x 3/4" FPT	Bulk	pk. 3



Brass Flare Tee

# 404-2	1/8"	Bulk	pk. 3
# 404-4	1/4"	Bulk	pk. 3
# 404-5	5/16"	Bulk	pk. 3
# 404-6	3/8"	Bulk	pk. 3
# 404-8	1/2"	Bulk	pk. 2
# 404-10	5/8"	Bulk	pk. 2




CHROME PLATED BRASS FITTINGS



Size	Elbow Bulk	Coupling Bulk	Tee Bulk	Street Elbow Bulk	Cap Bulk	45° Elbow Bulk	Union Bulk
3/8"	6020603	6060603	6100603	—	6380320	—	6300320
1/2"	6020604	6060604	6100604	6140604	6380321	6180604	6300321
3/4"	—	—	—	6140605	6380322	6180605	6300322

CHROME PLATED BRASS NIPPLES



Size	Length	Bulk	pk.
# 3020	3/8" Close	Bulk	pk. 10
# 3021	3/8" 1-1/2"	Bulk	pk. 10
# 3022	3/8" 2"	Bulk	pk. 10
# 3023	3/8" 2-1/2"	Bulk	pk. 10
# 3024	3/8" 3"	Bulk	pk. 10
# 3025	3/8" 3-1/2"	Bulk	pk. 10
# 3026	3/8" 4"	Bulk	pk. 10
# 3027	3/8" 4-1/2"	Bulk	pk. 10
# 3028	3/8" 5"	Bulk	pk. 10
# 3029	3/8" 5-1/2"	Bulk	pk. 10
# 3030	3/8" 6"	Bulk	pk. 10
# 3060	1/2" Close	Bulk	pk. 5
# 3061	1/2" 1-1/2"	Bulk	pk. 5
# 3062	1/2" 2"	Bulk	pk. 5
# 3063	1/2" 2-1/2"	Bulk	pk. 5
# 3064	1/2" 3"	Bulk	pk. 5
# 3065	1/2" 3-1/2"	Bulk	pk. 5
# 3066	1/2" 4"	Bulk	pk. 5
# 3067	1/2" 4-1/2"	Bulk	pk. 5
# 3068	1/2" 5"	Bulk	pk. 5
# 3069	1/2" 5-1/2"	Bulk	pk. 5
# 3070	1/2" 6"	Bulk	pk. 5

GARDEN HOSE FITTINGS

Brass Hose Nipples

# 8241040	MGHT x 1/2" MPT, Solid	Bulk	pk. 10
# 8241030	MGHT x 3/4" MPT x 1/2" FPT, Solid	Bulk	pk. 10
# 8241020	MGHT x 1/2" FPT, Solid	Bulk	pk. 10
# 8241050	MGHT x 3/4" FPT, Solid	Bulk	pk. 10
# 8241070	MGHT x MGHT, Solid	Bulk	pk. 10
# 8241080	FGHT x 1/2" MPT, Solid	Bulk	pk. 10
# 3529	FGHT x 3/4" MPT, Solid	Bulk	pk. 10
# 8241060	FGHT x 3/4" MPT x 1/2" FPT, Solid	Bulk	pk. 10
# 8241100	FGHT x 1/2" FPT, Solid	Bulk	pk. 10
# 8241140	FGHT x 1/2" FPT, Swivel	Bulk	pk. 10
# 8241110	FGHT x 3/4" FPT, Solid	Bulk	pk. 10
# 8241150	FGHT x 3/4" FPT, Swivel	Bulk	pk. 10
# 8241095	FGHT x FGHT, Solid	Bulk	pk. 10
# 8241160	FGHT x FGHT, Swivel	Bulk	pk. 10



Hose Caps

# 8241170	Brass Hose Cap, 10pk	Bulk	pk. 1*
*Order the number of packs you want			
# 8241165	Plastic Hose Cap	Bulk	pk. 25
# 0493P	Vinyl Hose Washers	Bulk	pk. 100

Heavy Duty Rod Brass Coupling Sets

# 3526	1/2" Hose Barb (M&F)	Bulk	pk. 1/25
# 3527	5/8" Hose Barb (M&F)	Bulk	pk. 1/25
# 3528	3/4" Hose Barb (M&F)	Bulk	pk. 1/25



90° ELBOW

Size	Pack	Galvanized	Black	Brass
1/8"	25/450	—	6020201	6020301
1/4"	25/450	—	6020202	6020302
3/8"	25/450	—	6020203	6020303
1/2"	75/300	6020104	6020204	6020304
3/4"	50/200	6020105	6020205	6020305
1"	15/120	6020106	6020206	6020306
1-1/4"	8/64	6020107	6020207	6020307
1-1/2"	10/40	6020108	6020208	6020308
2"	8/32	6020109	6020209	6020309



90° STREET ELBOW

Size	Pack	Galvanized	Black	Brass
1/8"	25/450	—	6140201	6140301
1/4"	25/450	6140102	6140202	6140302
3/8"	10/180	—	6140203	6140303
1/2"	45/360	6140104	6140204	6140304
3/4"	25/200	6140105	6140205	6140305
1"	15/120	6140106	6140206	6140306
1-1/4"	8/64	6140107	6140207	6140307
1-1/2"	10/40	6140108	6140208	+
2"	8/32	6140109	6140209	6140309
2-1/2"	—	—	—	—
3"	—	—	6140211	—
4"	—	—	—	—



45° ELBOW

Size	Pack	Galvanized	Black	Brass
1/8"	25/450	—	6180201	6180301
1/4"	25/450	—	6180202	6180302
3/8"	25/450	—	6180203	6180303
1/2"	10/180	6180104	6180204	6180304
3/4"	10/180	6180105	6180205	6180305
1"	25/150	6180106	6180206	6180306
1-1/4"	5/90	6180107	6180207	6180307
1-1/2"	5/40	6180108	6180208	6180308
2"	8/32	6180109	6180209	6180309
2-1/2"	9/18	—	6180210	—
3"	—	—	—	—
4"	3/6	—	6180212	—



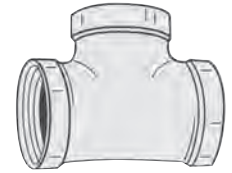
45° STREET ELBOW

Size	Pack	Galvanized	Black	Brass
1/8"	25/450	—	6220201	6220301
1/4"	25/450	—	6220202	6220302
3/8"	25/450	—	6220203	6220303
1/2"	25/450	6220104	6220204	6220304
3/4"	30/240	6220105	6220205	6220305
1"	15/120	6220106	6220206	6220306
1-1/4"	10/80	6220107	6220207	—
1-1/2"	10/40	6220108	6220208	6220308
2"	8/32	6220109	6220209	6220309
2-1/2"	—	—	—	—



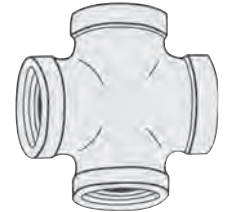
TEE

Size	Pack	Galvanized	Black	Brass
1/8"	25/450	—	6100201	6100301
1/4"	25/450	6100102	6100202	6100302
3/8"	20/360	—	6100203	6100303
1/2"	50/200	6100104	6100204	6100304
3/4"	30/120	6100105	6100205	6100305
1"	10/80	6100106	6100206	6100306
1-1/4"	5/40	6100107	6100207	6100307
1-1/2"	5/40	6100108	6100208	6100308
2"	6/24	6100109	6100209	6100309
2-1/2"	6/12	—	6100210	—
3"	3/6	—	6100211	—
4"	1/2	—	6100212	—



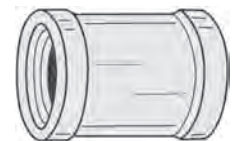
CROSS

Size	Pack	Galvanized	Black	Brass
1/8"	80/480	—	6860201	—
1/4"	80/480	—	6860202	—
3/8"	50/300	—	6860203	—
1/2"	45/180	6860104	6860204	—
3/4"	30/120	6860105	6860205	—
1"	15/60	6860106	6860206	—
1-1/4"	9/36	—	—	—
1-1/2"	10/30	6860108	6860208	—
2"	5/20	—	6860209	—
3"	4/8	—	6860211	—
4"	2/4	—	6860212	—



COUPLING

Size	Pack	Galvanized	Black	Brass
1/8"	25/450	—	6060201	6060301
1/4"	25/450	—	6060202	6060302
3/8"	25/450	6060103	6060203	6060303
1/2"	80/320	6060104	6060204	6060304
3/4"	10/180	6060105	6060205	6060305
1"	20/160	6060106	6060206	6060306
1-1/4"	15/120	6060107	6060207	6060307
1-1/2"	6/48	6060108	6060208	6060308
2"	4/32	6060109	6060209	6060309
3"	8/16	—	—	—



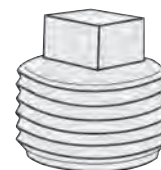
CAP

Size	Pack	Galvanized	Black	Brass
1/8"	25/450	6380101	6380201	6380301
1/4"	25/450	—	6380202	6380302
3/8"	35/630	6380103	6380203	6380303
1/2"	75/600	6380104	6380204	6380304
3/4"	40/320	6380105	6380205	6380305
1"	25/200	6380106	6380206	6380306
1-1/4"	8/144	6380107	6380207	6380307
1-1/2"	15/120	6380108	6380208	6380308
2"	6/108	6380109	6380209	6380309
2-1/2"	1	—	6380210	—
3"	—	—	6380211	—



SQUARE HEAD PLUG

Size	Pack	Galvanized	Black	Brass
1/8"	25/450	—	6460201	6460301
1/4"	25/450	—	6460202	6460302
3/8"	25/450	6460103	6460203	6460303
1/2"	50/900	6460104	6460204	6460304
3/4"	40/720	6460105	6460205	6460305
1"	20/360	6460106	6460206	6460306
1-1/4"	10/180	6460107	6460207	6460307
1-1/2"	12/216	6460108	6460208	6460308
2"	8/144	6460109	6460209	6460309
2-1/2"	15/60	—	6460210	—
3"	10/40	—	6460211	—



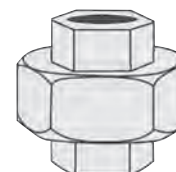
FLOOR FLANGE

Size	Pack	Galvanized	Black	Brass
1/4"	20/160	—	6820202	—
3/8"	20/160	—	6820203	—
1/2"	20/160	6820104	6820204	—
3/4"	20/160	6820105	6820205	—
1"	15/120	6820106	6820206	—
1-1/4"	12/96	6820107	6820207	—
1-1/2"	10/80	6820108	6820208	—
2"	6/48	6820109	6820209	—



UNION

Size	Pack	Galvanized	Black	Brass
1/8"	35/280	—	6300201	6300301
1/4"	45/360	—	6300202	6300302
3/8"	35/280	—	6300203	6300303
1/2"	30/240	6300104	6300204	6300304
3/4"	35/140	6300105	6300205	6300305
1"	5/40	6300106	6300206	6300306
1-1/4"	8/64	6300107	6300207	6300307
1-1/2"	4/32	6300108	6300208	6300308
2"	4/32	6300109	6300209	6300309
2-1/2"	7/14	6300110	—	—
3"	6/12	—	—	6300311



EXTENSION

Size	Pack	Galvanized	Black	Brass
1/2"	50/400	6800104	6800204	—
3/4"	75/300	6800105	6800205	—
1"	60/200	6800106	6800206	—
1-1/4"	32/128	6800107	6800207	—
1-1/2"	15/60	6800108	—	—
2"	12/48	6800109	—	—



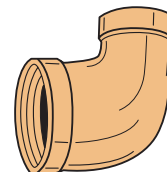

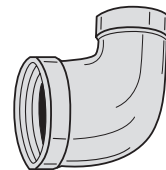
LOCKNUT

Size	Pack	Galvanized	Black	Brass
1/2"	25/100	—	—	—
3/4"	10/60	6889150	6889250	—
1"	8/40	—	6889260	—



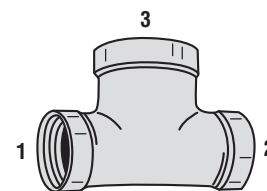

REDUCING ELBOW

Size	Pack	Galvanized	Black	Brass
1/4" x 1/8"	30/540	—	6420221	—
3/8" x 1/4"	25/450	—	—	—
1/2" x 1/4"	25/450	—	6420242	—
1/2" x 3/8"	25/450	—	6420243	—
3/4" x 3/8"	15/270	—	—	—
3/4" x 1/2"	15/270	—	6420254	6420354
1" x 3/8"	15/120	—	6420263	—
1" x 1/2"	15/120	—	6420264	6420364
1" x 3/4"	15/120	6420165	6420265	6420365
1-1/4" x 1/2"	8/64	—	6420274	6420374
1-1/4" x 3/4"	8/64	—	6420275	6420375
1-1/4" x 1"	8/64	—	6420276	6420376
1-1/2" x 1/2"	5/40	—	6420284	—
1-1/2" x 3/4"	5/40	—	6420285	—
1-1/2" x 1"	5/40	—	6420286	—
1-1/2" x 1-1/4"	10/40	—	6420287	—
2" x 1/2"	8/32	—	6420294	—
2" x 3/4"	8/32	—	6420295	—
2" x 1"	8/32	—	6420296	—
2" x 1-1/4"	8/32	—	6420297	—
2" x 1-1/2"	8/32	—	6420298	—
2-1/2" x 1-1/2"	8/24	—	64202A8	—
2-1/2" x 2"	8/24	—	—	—
3" x 2"	6/12	—	64202B9	—
3" x 2-1/2"	6/12	—	64202BA	—
4" x 2"	4/8	—	64202C9	—



REDUCING TEE

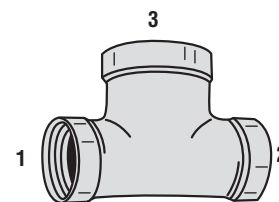
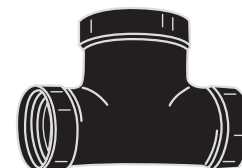
Size	Pack	Galvanized	Black	Brass
3/8" x 1/8"	20/360	—	6262331	—
1/2" x 1/8"	15/270	—	6262441	—
1/2" x 3/8"	15/270	6261443	6262443	6263443
3/4" x 1/2"	45/180	6261552	6262554	6263554
1" x 1/4"	10/80	—	6262662	—
1" x 1/2"	10/80	—	6262664	6263664
1" x 3/4"	10/80	—	6262665	—
1-1/4" x 1/2"	5/40	—	6262774	—
1-1/4" x 3/4"	5/40	—	6262775	—
1-1/4" x 1"	5/40	—	6262776	—
1-1/2" x 1/2"	4/72	—	—	—
1-1/2" x 3/4"	15/60	—	—	—
1-1/2" x 1-1/4"	5/40	—	6262887	—
2" x 1/2"	6/24	—	6262994	—
2" x 1"	6/24	—	6262996	—
2" x 1-1/2"	6/24	—	6262998	—
2-1/2" x 1"	9/18	—	6262AA6	—
3" x 1-1/4"	4/8	—	6262BB7	—
3" x 1-1/2"	4/8	—	6262BB8	—
	4/8	—	6262BBA	—



The Size of a Reducing Tee is Read with Dimensions 1, 2, 3 in the Order Shown Above. If Size 1 and 2 are the Same Only One is Used. For Example a 1" x 1" x 1/2" Tee can Also be Called a 1" x 1/2" Tee.

REDUCING TEE

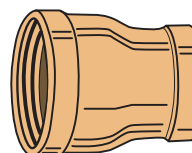
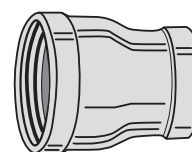
Size	Pack	Galvanized	Black	Brass
3/4" x 1/2" x 1/2"	45/180	—	6262544	—
3/4" x 1/2" x 3/4"	45/180	—	6262545	6263545
1" x 1/2" x 1/2"	20/80	—	6262644	—
1" x 1/2" x 3/4"	20/80	—	—	—
1" x 3/4" x 1/2"	10/80	—	6262654	—
1" x 3/4" x 1"	10/80	—	6262656	—
1-1/4" x 1/2" x 1/2"	5/40	—	—	—
1-1/4" x 1/2" x 3/4"	5/40	—	6262745	—
1-1/4" x 1/2" x 1"	5/40	—	6262746	—
1-1/4" x 3/4" x 1/2"	5/40	—	—	—
1-1/4" x 1" x 1"	5/40	—	6262766	—
1-1/2" x 3/4" x 1/2"	5/40	—	—	—
1-1/2" x 3/4" x 3/4"	5/40	—	6262855	—
1-1/2" x 3/4" x 1"	5/40	—	6262856	—
1-1/2" x 3/4" x 1-1/4"	5/40	—	6262857	—
1-1/2" x 1" x 1-1/4"	5/40	—	6262867	—
1-1/2" x 1" x 1-1/2"	5/40	—	6262868	—
1-1/2" x 1-1/4" x 1/2"	5/40	—	—	—
1-1/2" x 1-1/4" x 3/4"	5/40	—	6262875	—
1-1/2" x 1-1/4" x 1"	5/40	6261876	6262876	—
2" x 1/2" x 2"	6/24	—	6262949	—
2" x 3/4" x 2"	6/24	—	6262959	—
2" x 1" x 2"	6/24	—	6262888	—
2" x 1-1/4" x 2"	6/24	—	6262979	—



The Size of a Reducing Tee is Read with Dimensions 1, 2, 3 in the Order Shown Above. If Size 1 and 2 are the Same Only One is Used. For Example a 1" x 1" x 1/2" Tee Can Also be Called a 1" x 1/2" Tee.

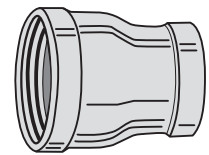
REDUCING COUPLING

Size	Pack	Galvanized	Black	Brass
1/4" x 1/8"	25/450	—	6340221	6340321
3/8" x 1/8"	30/540	—	6340231	6340331
3/8" x 1/4"	30/540	—	—	6340332
1/2" x 1/8"	30/540	6340141	—	6340341
1/2" x 1/4"	30/540	6340142	6340242	6340342
1/2" x 3/8"	30/540	6340143	6340243	6340343
3/4" x 1/8"	20/360	—	—	—
3/4" x 1/4"	20/360	—	6340252	6340352
3/4" x 3/8"	20/360	6340153	6340253	6340353
3/4" x 1/2"	20/360	6340154	6340254	6340354
1" x 1/2"	10/180	—	6340264	6340364
1" x 3/4"	10/180	—	6340265	6340365
1-1/4" x 1/2"	5/90	—	6340274	6340374
1-1/4" x 3/4"	5/90	6340175	—	6340375
1-1/4" x 1"	5/90	6340176	6340276	6340376
1-1/2" x 1/2"	4/72	—	6340284	6340384
1-1/2" x 3/4"	4/72	—	6340285	6340385
1-1/2" x 1"	4/72	—	6340286	6340386
1-1/2" x 1-1/4"	4/72	—	6340287	6340387
2" x 1/2"	5/40	—	6340294	6340394
2" x 3/4"	5/40	—	6340295	6340395
2" x 1"	5/40	—	6340296	6340396
2" x 1-1/4"	5/40	—	6340297	6340397
2" x 1-1/2"	5/40	6340198	6340298	6340398



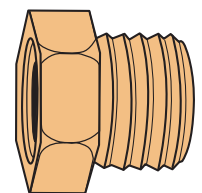
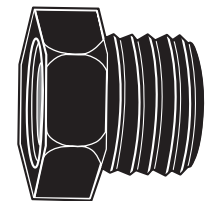
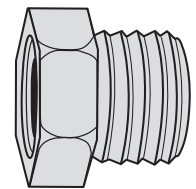
REDUCING COUPLING

Size	Pack	Galvanized	Black	Brass
2-1/2" x 1-1/2"	4/32	—	63402A8	—
4" x 1-1/2"	2/8	—	63402C8	—
4" x 2"	2/8	—	63402C9	—
4" x 2-1/2"	2/8	—	63402CA	—
4" x 3"	2/8	—	63402CB	—



BUSHING

Size	Pack	Galvanized	Black	Brass
1/4" x 1/8"	35/630	—	6780221	6780321
3/8" x 1/8"	35/630	—	6780231	6780331
3/8" x 1/4"	35/630	—	6780232	6780332
1/2" x 1/8"	30/540	—	6780241	6780341
1/2" x 1/4"	40/720	6780142	6780242	6780342
1/2" x 3/8"	40/720	—	6780243	6780343
3/4" x 1/8"	25/450	6780151	6780251	6780351
3/4" x 1/4"	75/600	—	6780252	6780352
3/4" x 3/8"	75/600	—	6780253	6780353
3/4" x 1/2"	75/600	6780154	6780254	6780354
1" x 1/8"	25/450	—	6780261	—
1" x 1/4"	25/450	—	—	—
1" x 3/8"	25/450	6780163	6780263	6780363
1" x 1/2"	25/450	—	6780264	6780364
1" x 3/4"	25/450	—	6780265	6780365
1-1/4" x 1/4"	12/216	—	6780272	—
1-1/4" x 1/2"	12/216	—	6780274	6780374
1-1/4" x 3/4"	12/216	—	6780275	6780375
1-1/4" x 1"	12/216	—	6780276	6780376
1-1/2" x 1/4"	10/180	—	6780282	—
1-1/2" x 1/2"	10/180	—	6780284	6780384
1-1/2" x 3/4"	10/180	—	6780285	6780385
1-1/2" x 1"	10/180	—	6780286	6780386
1-1/2" x 1-1/4"	10/180	6780187	6780287	6780387
2" x 1/2"	5/90	—	6780294	6780394
2" x 3/4"	5/90	—	6780295	6780395
2" x 1"	5/90	—	6780296	6780396
2" x 1-1/4"	5/90	—	6780297	6780397
2" x 1-1/2"	5/90	6780198	6780298	6780398
2-1/2" x 1/2"	/40	—	—	—
2-1/2" x 1"	/40	—	—	—
2-1/2" x 1-1/2"	/40	—	67802A8	—
3" x 1"	/24	—	67802B6	—
3" x 1-1/4"	/24	—	—	—
3" x 1-1/2"	/24	67801B8	67802B8	—
3" x 2-1/2"	/24	—	—	—
4" x 1-1/4"	/16	—	67802D7	—
4" x 1-1/2"	/16	—	67802D8	—
4" x 2-1/2"	/16	—	67802DA	—



GALVANIZED

All Packed 10



	CLOSE	1-1/2"	2"	2-1/2"	3"	3-1/2"	4"	4-1/2"	5"	5-1/2"	6"	7"	8"	9"	10"	11"	12"
1/8"	7300101	7300102	7300103	7300104	7300105		7300107	7300108	7300109	7300110	7300111		7300113				
1/4"	7300201	7300202	7300203	7300204	7300205	7300206	7300207		7300209		7300211						7300217
3/8"	7300301	7300302											7300313				7300317
1/2"	7300401	7300402	7300403	7300404	7300405	7300406	7300407	7300408	7300409	7300410	7300411	7300412	7300413		7300415		7300417
3/4"	7300501	7300502	7300503	7300504	7300505	7300506	7300507	7300508	7300509	7300510	7300511	7300512	7300513		7300515	7300516	7300517
1"	7300601		7300603	7300604	7300605	7300606	7300607	7300608	7300609	7300610	7300611	7300612	7300613		7300615		7300617
1-1/4"	7300701		7300703	7300704	7300705	7300706	7300707	7300708	7300709	7300710	7300711	7300712	7300713		7300715		7300717
1-1/2"	7300801		7300803	7300804	7300805	7300806	7300807	7300808	7300809	7300810	7300811	7300812	7300813	7300814	7300815		7300817
2"	7300901			7300904	7300905	7300906	7300907	7300908	7300909	7300910	7300911	7300912	7300913		7300915	7300916	7300917

Additional sizes larger than 2" available. Please Inquire.

BLACK

All Packed 10



	CLOSE	1-1/2"	2"	2-1/2"	3"	3-1/2"	4"	4-1/2"	5"	5-1/2"	6"	7"	8"	9"	10"	11"	12"
1/8"	7000101	7000102	7000103	7000104	7000105	7000106	7000107	7000108	7000109	7000110	7000111	7000112	7000113		7000115		7000117
1/4"	7000201	7000202	7000203	7000204	7000205	7000206	7000207	7000208	7000209	7000210	7000211		7000213				7000217
3/8"	7000301	7000302	7000303	7000304	7000305	7000306	7000307	7000308	7000309	7000310	7000311	7000312	7000313		7000315	7000316	7000317
1/2"	7000401	7000402	7000403	7000404	7000405	7000406	7000407	7000408	7000409	7000410	7000411	7000412	7000413	7000414	7000415		7000417
3/4"	7000501	7000502	7000503	7000504	7000505	7000506	7000507	7000508	7000509	7000510	7000511	7000512	7000513		7000515		7000517
1"	7000601		7000603	7000604	7000605	7000606	7000607	7000608	7000609	7000610	7000611		7000613		7000615		7000617
1-1/4"	7000701		7000703	7000704	7000705	7000706	7000707	7000708	7000709	7000710	7000711	7000712	7000713		7000715	7000716	7000717
1-1/2"	7000801		7000802	7000804	7000805	7000806	7000807	7000808	7000809	7000810	7000811	7000812	7000813		7000815	7000816	7000817
2"	7000901			7000904	7000905	7000906	7000907	7000908	7000909	7000910	7000911		7000913		7000915		7000917

Additional sizes larger than 2" available. Please Inquire.

BRASS

All Packed 10



	CLOSE	1-1/2"	2"	2-1/2"	3"	3-1/2"	4"	4-1/2"	5"	5-1/2"	6"	7"	8"	9"	10"	11"	12"
1/8"	6900101	6900102	6900103	6900104	6900105	6900106	6900107	6900108	6900109	6900110	6900111						
1/4"	6900201	6900202	6900203	6900204	6900205	6900206	6900207	6900208	6900209	6900210	6900211				6900213		
3/8"	6900301	6900302	6900303	6900304	6900305	6900306	6900307	6900308	6900309	6900310	6900311						
1/2"	6900401	6900402	6900403	6900404	6900405	6900406	6900407	6900408	6900409	6900410	6900411	6900412	6900413	6900414	6900415	6900416	6900417
3/4"	6900501	6900502	6900503	6900504	6900505	6900506	6900507	6900508	6900509	6900510	6900511	6900512	6900513	6900514	6900515	6900516	6900517
1"	6900601		6900603	6900604	6900605	6900606	6900607	6900608	6900609	6900610	6900611						
1-1/4"	6900701		6900702	6900704	6900705	6900706	6900707	6900708	6900709	6900710	6900711						
1-1/2"	6900801		6900802	6900804	6900805	6900806	6900807	6900808	6900809	6900810	6900811						
2"	6900901			6900902	6900905	6900906	6900907	6900908	6900909	6900910	6900911						


Cast Iron No-Hub Pipe

301540	Cast Iron No-Hub Pipe - 10'	1-1/2"
301550	Cast Iron No-Hub Pipe - 10'	2"
301560	Cast Iron No-Hub Pipe - 10'	3"
301570	Cast Iron No-Hub Pipe - 10'	4"



Black Sch. 40 Pipe, TBE

358390	Black Sch. 40 Pipe, TBE - 10'	1/2"
358400	Black Sch. 40 Pipe, TBE - 10'	3/4"
358410	Black Sch. 40 Pipe, TBE - 10'	1"
358420	Black Sch. 40 Pipe, TBE - 10'	1-1/4"
358430	Black Sch. 40 Pipe, TBE - 10'	1-1/2"
358440	Black Sch. 40 Pipe, TBE - 10'	2"




Galvanized Sch. 40 Pipe, TBE

358470	Galvanized Sch. 40 Pipe, TBE - 10'	1/2"
358480	Galvanized Sch. 40 Pipe, TBE - 10'	3/4"
358490	Galvanized Sch. 40 Pipe, TBE - 10'	1"
358500	Galvanized Sch. 40 Pipe, TBE - 10'	1-1/4"
358510	Galvanized Sch. 40 Pipe, TBE - 10'	1-1/2"
358520	Galvanized Sch. 40 Pipe, TBE - 10'	2"



PVC Sch. 40 Pipe

361290	PVC Sch. 40 Pipe - 10'	1/2"
361300	PVC Sch. 40 Pipe - 10'	3/4"
361310	PVC Sch. 40 Pipe - 10'	1"
360250	PVC Sch. 40 Pipe - 10'	1-1/4"
360260	PVC Sch. 40 Pipe - 10'	1-1/2"
360270	PVC Sch. 40 Pipe - 10'	2"
360280	PVC Sch. 40 Pipe - 10'	3"
360290	PVC Sch. 40 Pipe - 10'	4"



Copper-Type M (Red Stripe)

338130	Copper - Type M (Red Stripe) - 10'	1/2"
338140	Copper - Type M (Red Stripe) - 10'	3/4"
338150	Copper - Type M (Red Stripe) - 10'	1"
338160	Copper - Type M (Red Stripe) - 10'	1-1/4"
338170	Copper - Type M (Red Stripe) - 10'	1-1/2"
338180	Copper - Type M (Red Stripe) - 10'	2"

Copper-Type L (Blue Stripe)

338190	Copper - Type L (Blue Stripe) - 10'	1/2"
338200	Copper - Type L (Blue Stripe) - 10'	3/4"
338210	Copper - Type L (Blue Stripe) - 10'	1"
338220	Copper - Type L (Blue Stripe) - 10'	1-1/4"
338230	Copper - Type L (Blue Stripe) - 10'	1-1/2"
338240	Copper - Type L (Blue Stripe) - 10'	2"

Copper Refrigeration Tubing


338040	Copper Refrigeration Tubing - 50' Coil	1/4"
338050	Copper Refrigeration Tubing - 50' Coil	5-16"
338060	Copper Refrigeration Tubing - 50' Coil	3/8"
338070	Copper Refrigeration Tubing - 50' Coil	1/2"
338080	Copper Refrigeration Tubing - 50' Coil	5/8"
338085	Copper Refrigeration Tubing - 50' Coil	3/4"

* Pipe is for local delivery or pick-up ONLY

Therma-Cel Pipe Covering

Semi-Slit

Foam



6ft. Long

ITEM #	COPPER PIPE SIZE	IRON PIPE SIZE	WALL	PACK
301100	5/8" OD (1/2" nom.)	3/8"	3/8"	Bulk 66
301110	7/8" OD (3/4" nom.)	1/2"	3/8"	Bulk 46
301120	1-1/8" OD (1" nom.)	3/4"	3/8"	Bulk 37
301135	—	1"	3/8"	Bulk 30
301140	1-5/8" OD (1-1/2" nom.)	1-1/4"	3/8"	Bulk 23
301150	—	1-1/2"	3/8"	Bulk 21
301160	—	2"	3/8"	Bulk 14
301170	—	3"	1/2"	Bulk 6
301180	—	4"	1/2"	Bulk 4

Pre-Slit with Adhesive

301200	5/8" OD (1/2" nom.)	3/8"	3/8"	Bulk 66
301210	7/8" OD (3/4" nom.)	1/2"	3/8"	Bulk 46

Fiberglass Pipe Insulation

3ft. Long



ITEM #	COPPER PIPE SIZE	IRON PIPE SIZE	WALL	PACK
301220	3/8"	1/2"	1/2"	Bulk 85
301225	1/2"	3/4"	1/2"	Bulk 85
301230	3/4"	1"	1/2"	Bulk 68
301235	1"	1-1/4"	1/2"	Bulk 56
301240	1-1/4"	1-1/2"	1/2"	Bulk 42
301250	1-1/2"	—	1/2"	Bulk 39
301255	2"	—	1/2"	Bulk 54
301260	2"	—	1"	Bulk 33
301265	2-1/2"	—	1/2"	Bulk 33
301270	2-1/2"	—	1"	Bulk 25
301275	3"	—	1/2"	Bulk 30
301280	3"	—	1"	Bulk 20
301285	4"	—	1/2"	Bulk 20
301290	4"	—	1"	Bulk 14
301295	5"	—	1"	Bulk 11
301300	6"	—	1"	Bulk 8

90° Elbow



5400010	1/4" C x C 90° Elbow	Bulk	pk. 5/50
5400020	3/8" C x C 90° Elbow	Bulk	pk. 5/50
5400030	1/2" C x C 90° Elbow	Bulk	pk. 10/100
5400040	3/4" C x C 90° Elbow	Bulk	pk. 5/50
5400050	1" C x C 90° Elbow	Bulk	pk. 5/20
5400060	1-1/4" C x C 90° Elbow	Bulk	pk. 1/25
5400070	1-1/2" C x C 90° Elbow	Bulk	pk. 1/20
5400080	2" C x C 90° Elbow	Bulk	pk. 1/10
5405020	3/4" x 1/2" C x C 90° Elbow	Bulk	pk. 5/50
5405030	1" x 1/2" C x C 90° Elbow	Bulk	pk. 1/25
5405040	1" x 3/4" C x C 90° Elbow	Bulk	pk. 1/25

90° Street Elbow



5410030	1/2" FTG x C 90° St. Elbow	Bulk	pk. 10/100
5410040	3/4" FTG x C 90° St. Elbow	Bulk	pk. 5/50
5410050	1" FTG x C 90° St. Elbow	Bulk	pk. 5/20
5410060	1-1/4" FTG x C 90° St. Elbow	Bulk	pk. 1/25
5410070	1-1/2" FTG x C 90° St. Elbow	Bulk	pk. 1/20
5410080	2" FTG x C 90° St. Elbow	Bulk	pk. 1/10

45° Elbow



5415030	1/2" C x C 45° Elbow	Bulk	pk. 10/100
5415040	3/4" C x C 45° Elbow	Bulk	pk. 5/50
5415050	1" C x C 45° Elbow	Bulk	pk. 5/25
5415060	1-1/4" C x C 45° Elbow	Bulk	pk. 1/25
5415070	1-1/2" C x C 45° Elbow	Bulk	pk. 1/20
5415080	2" C x C 45° Elbow	Bulk	pk. 1/10

45° Street Elbow



5420020	3/8" FTG x C 45° St. Elbow	Bulk	pk. 5/50
5420030	1/2" FTG x C 45° St. Elbow	Bulk	pk. 10/100
5420040	3/4" FTG x C 45° St. Elbow	Bulk	pk. 5/50
5420050	1" FTG x C 45° St. Elbow	Bulk	pk. 1/25
5420051	1-1/4" FTG x C 45° St. Elbow	Bulk	pk. 1/25

C x F 90° Elbow



5425030	1/2" C x F 90° Elbow	Bulk	pk. 5/50
5430015	1/2" x 3/4" C x F 90° Elbow	Bulk	pk. 1/25
5430030	1" x 1/2" C x F 90° Elbow	Bulk	pk. 1/25

C x M 90° Elbow



5435030	1/2" C x M 90° Elbow	Bulk	pk. 5/30
5435050	1" C x M 90° Elbow	Bulk	pk. 1/120

90° Drop Ear Elbow



5445030	1/2" C x C 90° Drop Ear Elbow	Bulk	pk. 5/50
---------	-------------------------------	------	----------

C x F 90° Elbow



5450030	1/2" C x F 90° Drop Ear Elbow	Bulk	pk. 5/40
5455010	1/2" x 3/8" C x F 90° Drop Ear Elbow	Bulk	pk. 5/50

C x C 90° Elbow with Drain



5460030	1/2" C x C Drain Elbow	Bulk	pk. 5/50
---------	------------------------	------	----------

Tee



5465010	1/4" C x C x C Tee	Bulk	pk. 5/50
5465030	1/2" C x C x C Tee	Bulk	pk. 10/50
5465040	3/4" C x C x C Tee	Bulk	pk. 5/25
5465050	1" C x C x C Tee	Bulk	pk. 1/10
5465060	1-1/4" C x C x C Tee	Bulk	pk. 1/5
5465070	1-1/2" C x C x C Tee	Bulk	pk. 1/5
5465080	2" C x C x C Tee	Bulk	pk. 1/5
5470030	3/4" x 1/2" x 1/2" C x C x C Tee	Bulk	pk. 5/25
5470040	3/4" x 1/2" x 3/4" C x C x C Tee	Bulk	pk. 5/25
5470050	3/4" x 3/4" x 1/2" C x C x C Tee	Bulk	pk. 5/25
5470080	1" x 1" x 1/2" C x C x C Tee	Bulk	pk. 1/10
5470090	1" x 1" x 3/4" C x C x C Tee	Bulk	pk. 1/10
5470210	1-1/4" x 1-1/4" x 1/2" C x C x C Tee	Bulk	pk. 1/5
5470220	1-1/4" x 1-1/4" x 3/4" C x C x C Tee	Bulk	pk. 1/5
5470225	1-1/4" x 1-1/4" x 1" C x C x C Tee	Bulk	pk. 1/5

C x F x C Tee



5480030	1/2" C x F x C Tee	Bulk	pk. 5/25
5480040	3/4" C x F x C Tee	Bulk	pk. 1/20
5485030	1/2" C x C x F Tee	Bulk	pk. 5/50

C x C x F Tee



5485030	1/2" C x C x F Tee	Bulk	pk. 5/50
5485040	3/4" C x C x F Tee	Bulk	pk. 1/20
5490020	3/4" x 3/4" x 1/2" C x C x F Tee	Bulk	pk. 1/25

Baseboard Tee




5510030	1/2" x 1/8 x 1/2" Baseboard Tee	Bulk	pk. 5/40
5510040	3/4" x 1/8 x 3/4" Baseboard Tee	Bulk	pk. 5/35

Coupling With Stop



5530010	1/4" C x C Coupling with Stop	Bulk	pk. 10/50
5530020	3/8" C x C Coupling with Stop	Bulk	pk. 10/50
5530030	1/2" C x C Coupling with Stop	Bulk	pk. 10/100
5530040	3/4" C x C Coupling with Stop	Bulk	pk. 10/50
5530050	1" C x C Coupling with Stop	Bulk	pk. 10/25
5530060	1-1/4" C x C Coupling with Stop	Bulk	pk. 5/20
5530070	1-1/2" C x C Coupling with Stop	Bulk	pk. 5/10
5530080	2" C x C Coupling with Stop	Bulk	pk. 1/5
5535010	3/8" x 1/4" C x C Coupling	Bulk	pk. 10/50
5535020	1/2" x 1/4" C x C Coupling	Bulk	pk. 10/50
5535030	1/2" x 3/8" C x C Coupling	Bulk	pk. 10/50
5535040	3/4" x 1/2" C x C Coupling	Bulk	pk. 10/50
5535050	1" x 1/2" C x C Coupling	Bulk	pk. 5/25
5535060	1" x 3/4" C x C Coupling	Bulk	pk. 5/25
5535070	1-1/4" x 1" C x C Coupling	Bulk	pk. 5/10
5535080	1-1/2" x 1" C x C Coupling	Bulk	pk. 1/10
5535090	1-1/2" x 1-1/4" C x C Coupling	Bulk	pk. 1/10

Slip Coupling No Stop



5545030	1/2" C x C Slip Coupling (No Stop)	Bulk	pk. 10/100
5545040	3/4" C x C Slip Coupling (No Stop)	Bulk	pk. 10/50
5545050	1" C x C Slip Coupling (No Stop)	Bulk	pk. 5/25
5545060	1-1/4" C x C Slip Coupling (No Stop)	Bulk	pk. 5/20
5545070	1-1/2" C x C Slip Coupling (No Stop)	Bulk	pk. 5/10
5545080	2" C x C Slip Coupling (No Stop)	Bulk	pk. 1/5

C x M Adapter



5550020	3/8" C x M Adapter	Bulk	pk. 5/50
5550030	1/2" C x M Adapter	Bulk	pk. 10/50
5550040	3/4" C x M Adapter	Bulk	pk. 10/25
5550050	1" C x M Adapter	Bulk	pk. 5/20
5550060	1-1/4" C x M Adapter	Bulk	pk. 1/10
5550070	1-1/2" C x M Adapter	Bulk	pk. 1/10
5550080	2" C x M Adapter	Bulk	pk. 1/5
5555010	3/8" x 1/2" C x M Adapter	Bulk	pk. 5/50
5555020	1/2" x 3/8" C x M Adapter	Bulk	pk. 5/50
5555030	1/2" x 3/4" C x M Adapter	Bulk	pk. 5/25
5555050	3/4" x 1/2" C x M Adapter	Bulk	pk. 5/25
5555060	3/4" x 1" C x M Adapter	Bulk	pk. 1/20
5555070	1" x 1/2" C x M Adapter	Bulk	pk. 1/25
5555080	1" x 3/4" C x M Adapter	Bulk	pk. 1/25
5555140	2" x 1-1/2" C x M Adapter	Bulk	pk. 1/5

C x F Adapter



5560030	1/2" C x F Adapter	Bulk	pk. 10/50
5560040	3/4" C x F Adapter	Bulk	pk. 5/25
5560050	1" C x F Adapter	Bulk	pk. 5/20
5560060	1-1/4" C x F Adapter	Bulk	pk. 1/10
5560070	1-1/2" C x F Adapter	Bulk	pk. 1/10
5560080	2" C x F Adapter	Bulk	pk. 1/5
5565010	1/2" x 1/4" C x F Adapter	Bulk	pk. 5/50
5565020	1/2" x 3/8" C x F Adapter	Bulk	pk. 5/50
5565030	1/2" x 3/4" C x F Adapter	Bulk	pk. 5/25
5565040	3/4" x 1/2" C x F Adapter	Bulk	pk. 5/25
5565050	3/4" x 1" C x F Adapter	Bulk	pk. 1/20
5565060	1" x 3/4" C x F Adapter	Bulk	pk. 1/25

Tube Cap



5575020	3/8" Tube Cap	Bulk	pk. 10/50
5575030	1/2" Tube Cap	Bulk	pk. 10/100
5575040	3/4" Tube Cap	Bulk	pk. 10/50
5575050	1" Tube Cap	Bulk	pk. 10/50
5575060	1-1/4" Tube Cap	Bulk	pk. 5/25
5575070	1-1/2" Tube Cap	Bulk	pk. 5/20
5575080	2" Tube Cap	Bulk	pk. 1/10

Union



5580030	1/2" C x C Union	Bulk	pk. 5/25
5580040	3/4" C x C Union	Bulk	pk. 1/20
5580050	1" C x C Union	Bulk	pk. 1/10
5580060	1-1/4" C x C Union	Bulk	pk. 1/5
5580070	1-1/2" C x C Union	Bulk	pk. 1/5
5580080	2" C x C Union	Bulk	pk. 1/2

Elbow

406-005	1/2" 90° Elbow	Bulk	pk. 10/50
406-007	3/4" 90° Elbow	Bulk	pk. 10/50
406-010	1" 90° Elbow	Bulk	pk. 10/50
406-012	1-1/4" 90° Elbow	Bulk	pk. 5/25
406-015	1-1/2" 90° Elbow	Bulk	pk. 5/25
406-020	2" 90° Elbow	Bulk	pk. 1/25



Female Elbow

407-005	1/2" x 90° Slip x Female Elbow	Bulk	pk. 10/50
407-007	3/4" x 90° Slip x Female Elbow	Bulk	pk. 10/50
407-101	3/4" Slip x 1/2 Fpt 90° Elbow	Bulk	pk. 5/50
408-010	1" Fpt x Fpt 90° Elbow	Bulk	pk. 5/50



St. Elbow

409-005	1/2" x 90° St. Elbow	Bulk	pk. 5/50
409-007	3/4" x 90° St. Elbow	Bulk	pk. 5/50
409-010	1" x 90° St. Elbow	Bulk	pk. 5/50
409-012	1-1/4" x 90° St. Elbow	Bulk	pk. 5/25
409-015	1-1/2" x 90° St. Elbow	Bulk	pk. 5/25
409-020	2" x 90° St. Elbow	Bulk	pk. 5/10
410-005	1/2" Mpt St. Elbow	Bulk	pk. 10/50
410-007	3/4" Mpt St. Elbow	Bulk	pk. 5/50



45° Elbow

417-005	1/2" x 45° Elbow	Bulk	pk. 10/50
417-007	3/4" x 45° Elbow	Bulk	pk. 10/50
417-010	1" x 45° Elbow	Bulk	pk. 5/50
417-012	1-1/4" x 45° Elbow	Bulk	pk. 5/25
417-015	1-1/2" x 45° Elbow	Bulk	pk. 5/25



Coupling

429-005	1/2" Coupling	Bulk	pk. 10/100
429-007	3/4" Coupling	Bulk	pk. 10/50
429-010	1" Coupling	Bulk	pk. 10/50
429-012	1-1/4" Coupling	Bulk	pk. 5/25
429-015	1-1/2" Coupling	Bulk	pk. 5/25
429-020	2" Coupling	Bulk	pk. 5/25



FPT Coupling

430-005	1/2" Fpt Coupling	Bulk	pk. 10/100
430-007	3/4" Fpt Coupling	Bulk	pk. 10/50
430-010	1" Fpt Coupling	Bulk	pk. 5/50



Male Adapter

436-005	1/2" Male Adapter	Bulk	pk. 10/100
436-007	3/4" Male Adapter	Bulk	pk. 10/50
436-010	1" Male Adapter	Bulk	pk. 10/50
436-012	1-1/4" Male Adapter	Bulk	pk. 5/25
436-015	1-1/2" Male Adapter	Bulk	pk. 5/25
436-101	3/4 MPT x 1/2 Solv.	Bulk	pk. 5/50



Female Adapter

435-005	1/2" Female Adapter	Bulk	pk. 10/100
435-007	3/4" Female Adapter	Bulk	pk. 10/50
435-010	1" Female Adapter	Bulk	pk. 10/50
435-012	1-1/4" Female Adapter	Bulk	pk. 5/25
435-015	1-1/2" Female Adapter	Bulk	pk. 5/25
435-020	2" Female Adapter	Bulk	pk. 5/25
435-074	1/2" S. x 3/4" Fpt Adapter	Bulk	pk. 10/50



Bushing

437-101	3/4" x 1/2" Bushing	Bulk	pk. 10/100
437-130	1" x 1/2" Bushing	Bulk	pk. 5/100
437-131	1" x 3/4" Bushing	Bulk	pk. 5/100
437-211	1-1/2" x 1" Bushing	Bulk	pk. 5/25
437-212	1-1/2" x 1-1/4" Bushing	Bulk	pk. 5/25
439-212	1-1/2" x 1-1/4" Threaded Bushing	Bulk	pk. 5/25



Tee

401-005	1/2" Tee	Bulk	pk. 10/50
401-007	3/4" Tee	Bulk	pk. 10/50
401-010	1" Tee	Bulk	pk. 5/50
401-012	1-1/4" Tee	Bulk	pk. 5/25
401-015	1-1/2" Tee	Bulk	pk. 5/25
401-101	3/4" x 1/2" Tee	Bulk	pk. 10/50
401-131	1" x 3/4" Tee	Bulk	pk. 5/50
401-167	1-1/4" x 3/4" Tee	Bulk	pk. 5/25
401-168	1-1/4" x 1" Tee	Bulk	pk. 5/25



Combo Tee

402-005	1/2" Slip x 1/2" Slip x 1/2" Fpt Combo Tee	Bulk	pk. 10/50
402-007	3/4" Slip x 3/4" Slip x 3/4" Fpt Combo Tee	Bulk	pk. 5/50
402-101	3/4" Slip x 3/4" Slip x 1/2" Fpt Combo Tee	Bulk	pk. 5/50



Cross

420-005	1/2" Coupling	Bulk	pk. 5/50
420-007	3/4" Coupling	Bulk	pk. 5/50



Cap

447-005	1/2" Cap	Bulk	pk. 10/100
447-007	3/4" Cap	Bulk	pk. 10/100
447-010	1" Cap	Bulk	pk. 5/50
447-012	1-1/4" Cap	Bulk	pk. 5/25
447-015	1-1/2" Cap	Bulk	pk. 5/25
447-020	2" Cap	Bulk	pk. 5/25
447-030	3" Cap	Bulk	pk. 2/10
447-040	4" Cap	Bulk	pk. 1/5
448-005	1/2" Fpt Cap	Bulk	pk. 10/100
448-007	3/4" Fpt Cap	Bulk	pk. 5/100
448-010	1" Fpt Cap	Bulk	pk. 5/50



Threaded Cap

448-012	1-1/4" Threaded Cap	Bulk	pk. 5/10
448-015	1-1/2" Threaded Cap	Bulk	pk. 5/10
448-020	2" Threaded Cap	Bulk	pk. 5/5



Slip Plug

449-005	1/2" Slip Plug	Bulk	pk. 10/50
449-007	3/4" Slip Plug	Bulk	pk. 5/50
450-005	1/2" Mpt Plug	Bulk	pk. 5/50
450-007	3/4" Mpt Plug	Bulk	pk. 5/50



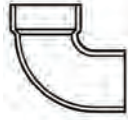
90° Elbow

D300015	1-1/2" 90° Elbow	Bulk	pk. 5/100
D300020	2" 90° Elbow	Bulk	pk. 5/50
D300030	3" 90° Elbow	Bulk	pk. 5/25
D300040	4" 90° Elbow	Bulk	pk. 1/10



90° ST Elbow

D302015	1-1/2" 90° St. Elbow	Bulk	pk. 5/100
D302020	2" 90° St. Elbow	Bulk	pk. 1/50
D302030	3" 90° St. Elbow	Bulk	pk. 1/20
D302040	4" 90° St. Elbow	Bulk	pk. 1/10



45° Elbow

D321015	1-1/2" 45° Elbow	Bulk	pk. 5/100
D321020	2" 45° Elbow	Bulk	pk. 5/50
D321030	3" 45° Elbow	Bulk	pk. 5/20
D321040	4" 45° Elbow	Bulk	pk. 1/10



45° St. Elbow

D323015	1-1/2" 45° St. Elbow	Bulk	pk. 5/100
D323020	2" 45° St. Elbow	Bulk	pk. 1/50
D323030	3" 45° St. Elbow	Bulk	pk. 1/20
D323040	4" 45° St. Elbow	Bulk	pk. 1/10



1/2° Elbow

D324015	1-1/2" 22-1/2° Elbow	Bulk	pk. 5/5
D324020	2" 22-1/2° Elbow	Bulk	pk. 5/25



Low Heel Elbow

D303338	3" x 3" x 2" Low-Heel Elbow	Bulk	pk. 1/25
D303420	4" x 4" x 2" Low-Heel Elbow	Bulk	pk. 1/15




Side Inlet Elbow

D301337	3" x 1-1/2" Side Inlet Elbow	Bulk	pk. 1/20
D301338	3" x 2" Side Inlet Elbow	Bulk	pk. 1/20



Coupling

D100015	1-1/2" Coupling	Bulk	pk. 5/100
D100020	2" Coupling	Bulk	pk. 5/100
D102251	2" x 1-1/2" Coupling	Bulk	pk. 5/25
D100030	3" Coupling	Bulk	pk. 1/30
D102338	3" x 2" Coupling	Bulk	pk. 1/20
D102337	3" x 1-1/2" Coupling	Bulk	pk. 1/25
D100040	4" Coupling	Bulk	pk. 1/25
D102420	4" x 2" Coupling	Bulk	pk. 1/10
D102422	4" x 3" Coupling	Bulk	pk. 1/10



Make Adapter

D109015	1-1/2" Male Adapter	Bulk	pk. 5/50
D109020	2" Male Adapter	Bulk	pk. 5/50
D109030	3" Male Adapter	Bulk	pk. 1/25
D109040	4" Male Adapter	Bulk	pk. 1/25



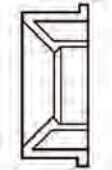
Female Adapter

D101012	1-1/4" Female Adapter	Bulk	pk. 1/100
D101015	1-1/2" Female Adapter	Bulk	pk. 5/100
D101020	2" Female Adapter	Bulk	pk. 5/100
D101030	3" Female Adapter	Bulk	pk. 1/30
D101040	4" Female Adapter	Bulk	pk. 1/10



Bushing

D107212	1-1/2" x 1-1/4" Bushing	Bulk	pk. 5/100
D107251	2" x 1-1/2" Bushing	Bulk	pk. 5/50
D107337	3" x 1-1/2" Bushing	Bulk	pk. 1/30
D107338	3" x 2" Bushing	Bulk	pk. 1/30
D107420	4" x 2" Bushing	Bulk	pk. 1/30
D107422	4" x 3" Bushing	Bulk	pk. 1/30



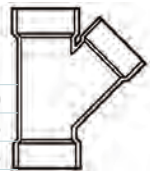
Sanitary Tee

D400012	1-1/4" Sanitary Tee	Bulk	pk. 5/5
D400015	1-1/2" Sanitary Tee	Bulk	pk. 5/10
D400020	2" Sanitary Tee	Bulk	pk. 1/3
D401241	2" x 1-1/2" x 1-1/2" Sanitary Tee	Bulk	pk. 1/25
D401242	2" x 1-1/2" x 2" Sanitary Tee	Bulk	pk. 1/25
D401251	2" x 2" x 1-1/2" Sanitary Tee	Bulk	pk. 1/50
D400030	3" Sanitary Tee	Bulk	pk. 1/30
D401337	3" x 3" x 1-1/2" Sanitary Tee	Bulk	pk. 1/20
D401338	3" x 3" x 2" Sanitary Tee	Bulk	pk. 1/10
D400040	4" Sanitary Tee	Bulk	pk. 1/5
D401420	4" x 4" x 2" Sanitary Tee	Bulk	pk. 1/10
D401422	4" x 4" x 3" Sanitary Tee	Bulk	pk. 1/10



Wye

D600015	1-1/2" Wye	Bulk	pk. 5/50
D600020	2" Wye	Bulk	pk. 1/25
D601251	2" x 1-1/2" Wye	Bulk	pk. 1/25
D600030	3" Wye	Bulk	pk. 1/25
D601337	3" x 1-1/2" Wye	Bulk	pk. 1/15
D601338	3" x 2" Wye	Bulk	pk. 1/25
D600040	4" Wye	Bulk	pk. 1/5
D601420	4" x 2" Wye	Bulk	pk. 1/10
D601422	4" x 3" Wye	Bulk	pk. 1/10
D612420	4" x 2" Double Wye	Bulk	pk. 1/5



Clean Out Tee

D445015	1-1/2" C/O Tee	Bulk	pk. 1/20
---------	----------------	------	----------



Clean Out Plug

D106015	1-1/2" C/O Plug	Bulk	pk. 5/50
D106020	2" Cleanout Plug	Bulk	pk. 5/50
D106030	3" Cleanout Plug	Bulk	pk. 1/25
D106040	4" Cleanout Plug	Bulk	pk. 1/30

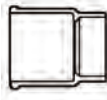


Cleanout Adapter



# D105020	2" Cleanout Adapter Less Plug	Bulk	pk. 1/50
# D105030	3" Cleanout Adapter Less Plug	Bulk	pk. 1/25
# D105040	4" Cleanout Adapter Less Plug	Bulk	pk. 1/10
# D112015	1-1/2" C/O Adapter With Plug	Bulk	pk. 5/50
# D112020	2" Cleanout Adapter With Plug	Bulk	pk. 1/25
# D112030	3" Cleanout Adapter With Plug	Bulk	pk. 1/25
# D112040	4" Cleanout Adapter With Plug	Bulk	pk. 1/10

Pipe Hub Adapter



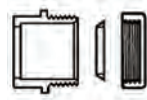
# D123020	2" Soil Pipe Hub Adapter	Bulk	pk. 1/20
# D123040	4" Soil Pipe Hub Adapter	Bulk	pk. 1/20

P-Trap



# D706015	1-1/2" P-Trap, 2Pc	Bulk	pk. 1/25
# D706020	2" P-Trap, 2Pc	Bulk	pk. 1/20
# D707015	1-1/2" P-Trap, 2Pc, With C/O	Bulk	pk. 1/50
# D707020	2" P-Trap, 2Pc, With Cleanout	Bulk	pk. 1/10
# D708015	1-1/2" LA Style Union P-Trap	Bulk	pk. 1/25
# D708020	2" LA Style Union P-Trap	Bulk	pk. 1/20
# D711015	1-1/2" LA Style Union P-Trap, S.J. In.	Bulk	pk. 1/25

Trap Adapter



# D113015	1-1/2" Male Trap Adapter	Bulk	pk. 5/50
# D104015	1-1/2" Fem. Trap Adapter	Bulk	pk. 5/50

PVC Floor Flange

- Countersunk Holes for Mounting Screws

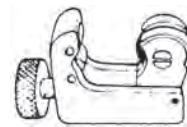


Item #	Description	Metal	Knock		
# 7601001	4" x 3" One Piece	No	Yes	Bulk	pk. 1/25
# 7601004	4" One Piece	No	No	Bulk	pk. 1/25
# 7601008	4" Spigot	No	No	Bulk	pk. 1/25
# 7601009	3" Spigot	No	No	Bulk	pk. 1/25
# 7601002	4" x 3"	Yes	Yes	Bulk	pk. 1/25
# 7601005	4"	Yes	No	Bulk	pk. 1/25
# 7601003	3" Spigot	Yes	No	Bulk	pk. 1/25
# D823422	4" x 3" Offset	No	No	Bulk	pk. 1/25

PIPE CUTTING TOOLS

Mini

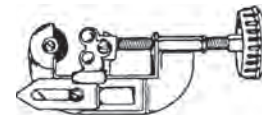
- Cuts 1/8" to 7/8" OD Tubing



# C1111	Carded	pk. 6/72
---------	--------	----------

Standard

- Cuts 1/8" to 1-1/8" OD Tubing



# C1107	Carded	pk. 3/12
---------	--------	----------

Deluxe

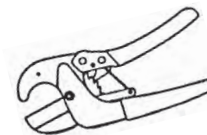
- Ratcheting
- Cuts 1/4" to 2" OD Tubing



# 1109C	Bulk	pk. 1/9
---------	------	---------

PVC Pipe Cutter

- Cuts 1/2" to 1" Pipe
- Ratcheting



# 1113C	Bulk	pk. 1/10
---------	------	----------

Pipe Saw

- Aluminum Handle
- Cuts PVC & ABS



Saw

# 1128	Bulk	pk. 1/10
--------	------	----------

Replacement Blade

# 1129	Bulk	pk. 5/50
--------	------	----------

Cable Saw for Plastic

- 36" Stainless Steel Cable
- Vinyl Coated Handles
- Works in Very Tight Spaces-Only Needs 1/4" Clearance



# 1133	Carded	pk. 10/100
--------	--------	------------

Adjustable Hacksaw

- 10"-12" Adjustable Length
- Cast Zinc Alloy Handle
- 3-1/2" Clearance



# 92149	Display Sleeve	pk. 6/36
---------	----------------	----------

Square Tubular Aluminum Hacksaw

- Two Blade Position: Standard and 55° for Special Cutting
- Rust Resistant Chrome Plated Square Tube Stores Extra Blades



# 92151	Display Sleeve	pk. 6/36
---------	----------------	----------

**12" LONG BLADE
3-3/4"
DEPTH OF CUT**

2-1/2" STRAINER ASSEMBLIES	103
2 HANDLE REPAIR	82
4" DUO STRAINER ASSEMBLIES	102
45° ELBOW	138
45° STREET ELBOW	138
90° ELBOW	138
90° STREET ELBOW	138
ADD-A-SHOWER & SHOWER BARS	39-41
AERATOR ADAPTERS	74
AERATOR PARTS	73
AFTERMARKET COYNE-DELANY®* PARTS	65
AFTERMARKET PARTS FOR SLOAN® & GERBER®*	66-67
APPLIANCE DRAIN HOSE & TUBING	113
APPLIANCE HOOK-UP CORDS	109-110
APPLIANCE REPAIR & INSTALLATION	27-28
AQUAPLUMB® AIR VALVES	122
AQUAPLUMB® TOILET SEAT PROGRAM	32
AUGERS & SNAKES	130
BALLCOCKS	52
BATH ACCESSORIES	16, 49
BATH ACCESSORIES, CARDED	46
BATH TUB DRAINS & WASTE SHOE PLUGS	44-45
BATH & TUB WASTE PARTS	44
BATH WASTE & OVERFLOW	43-44
BLACK	144
BOILER & FURNACE CLEANING & REPAIR CHEMICALS	116
BOXED WOOD SEATS	36
BRANDED FLAPPERS	58
BRANDED TANK LEVERS	57
BRASS	144
BRASS TUBULAR	25-26
BUSHING	143
CAP	139
CARDED FLANGES	88
CAST ALUMINUM DRAINAGE GRATES	101
CAST IRON FITTINGS	100-101
CAST IRON NO HUB FITTINGS	100
CEMENTS & PRIMERS	115
CHROME PLATED BRASS FITTINGS	137
CHROME PLATED BRASS NIPPLES	137
CHROME PLATED COMPRESSION FITTINGS	136
CLASSIC STYLE	4
CLOSE-COUPLED BOLTS (Tank-to-bowl)	53
CLOSE-COUPLED WASHERS	62
COMMERCIAL PAPER ROLLERS	49
COMMERCIAL PLASTIC SEATS	33
COMMERCIAL SOAP DISHES	50
COMMERCIAL SOAP DISPENSERS	50
COMPLETE COYNE-DELANY®* FLUSHVALVES	64
COMPLETE SLOAN®* FLUSHVALVES	63
COMPRESSION FITTINGS	87, 135-136
C.O. Plugs	105
COUPLING	139
CROSS	139
CUTTING OILS	116
DISHWASHER	107
DISPOSAL	107
DRAINAGE	23
DRAIN CLEANERS	114
DRYER VENT HOODS	108
DRYER VENT HOSE	108
DRYER VENT KITS	108
DUCT ACCESSORIES	109
ELECTRIC RANGE	110
ESCUTCHEONS	87-88
EXTENSION	140
FAUCET REPAIR	20-22
FAUCET SEATS & SEALS	75
FAUCET & SINK INSTALLATION	106
FAUCET TOOLS	75, 126

FLARE FITTINGS	136-137
FLEXIBLE TUBULAR	24-25, 92
FLOOR FLANGE	140
FLOOR FLANGES	54-55
FLUIDMASTER®*	61
FLUSH VALVES	62
FLUSH VALVES & REPAIR	52
FRESH AIR PLATE	101
GALVANIZED	144
GARDEN HOSE FITTINGS	137
GAS RANGE	110
GAS SUPPLY	113
GENERAL TOILET REPAIR	53
GENUINE COYNE-DELANY®* PARTS	65
GENUINE DELTA®	10
GENUINE GERBER®	9-10
GENUINE PARTS FOR SLOAN®*	64
GRAB BARS	51
HANDLE PULLERS	81
HEAVY PATTERN FAUCETS	6
HOSE FITTINGS	134-135
HVAC VALVES	122-123
HVAC VALVES ACCESSORIES	123-125
ICE MAKER	109
INDEX BUTTONS	81
KITCHEN PULL-OUT PARTS	2, 74
KITCHEN SINK HOSE & SPRAY	106
KORKY®* By LABELLE	62
LAVATORY & KITCHEN STEM	76
LEAD CLOSET FITTINGS	101
LOCKNUT	140
MISCELLANEOUS TOOLS	130
NO-HUB SEALANT	116
NON-METALLIC (PLASTIC) BATHROOM FAUCETS	8
NON-METALLIC (PLASTIC) KITCHEN FAUCETS	8
OAK WOOD SEATS	36
PART FOR AMERICAN STANDARD®*	59
PARTS FOR CENTRAL®*	68
PARTS FOR COAST®*	60
PARTS FOR CRANE®*	60
PARTS FOR DELTA®/DELEX®*	68
PARTS FOR ELJER®*	60
PARTS FOR FILL-PRO®*	60
PARTS FOR FLUIDMASTER®*	60
PARTS FOR GERBER®*	60
PARTS FOR GERBER®*	68
PARTS FOR HOOVER®*	60
& HOOV-R-LINE®*	60
PARTS FOR KOHLER®*	61
PARTS FOR MANSFIELD®*	61
PARTS FOR PRICE-PFISTER®*	69
PARTS FOR SAVOY®*	69
PIPE CUTTING TOOLS	150
PIPE HANGERS & STUD GUARDS	134
PIPE JOINT	114-115
PIPE REPAIR	89
PLASTIC SEATS	33
PLASTIC SLOW-CLOSE SEATS	33
PLASTIC TUBULAR	23-24
PLUMBER'S GREASE	116
PLUMBER'S PUTTY & PASTES	114
PLUMBING TOOLS	29-31
PLUNGERS	129
P.O. Plugs	105
POP-UP ASSEMBLIES & PARTS	105
PREMIUM GRAB BARS	51
PREMIUM PULL-OUT FAUCET	2
PREMIUM STYLE - BATHROOM	3
PREMIUM STYLE - KITCHEN	3
PUMPS & ACCESSORIES	31, 131-132

PVC DWV FITTINGS	100
REDUCING COUPLING	142-143
REDUCING ELBOW	141
REDUCING TEE	141-142
RETAIL READY PROGRAM	11
RISERS AND CONNECTORS	85-86
ROBE HOOKS	49
ROOT DESTROYER	115
RUBBER TRANSITION FITTINGS	99
SELF CLOSING URINAL VALVES	64
SHOWER ACCESSORIES	13-14, 39
SHOWER ARMS	38
SHOWER BAR FLANGES	41
SHOWER/FLOOR DRAINS	42
SHOWER HEADS	37-38
SINGLE HANDLE REPAIR	82-83
SINK ACCESSORIES	106
SINK CLIPS	106
SINK INSTALLATION	104
SINK & LAVATORY ACCESSORIES	12-13
SNAP COUPLERS	74
SOAP DISHES	48
SOFT SEATS	33-34
SOLDER & ACCESSORIES	117
SOLDERING CHEMICALS	115
SOLDERING TOOLS	117, 128
SPECIALTY FAUCETS	6-7
SPECIALTY PIPE FITTINGS	134
SPLASH GUARDS	50
SQUARE HEAD PLUG	140
STAINLESS STEEL CONNECTORS	84
STAINLESS STEEL RISERS	85
STANDARD GRAB BARS	51
STEM PACKING & LUBE	81
STOPPERS	102, 104
STOP VALVES CHROME PLATED BRASS	86-87, 120-121
STRAINER ACCESSORIES	103
STRAINERS	103
STRAINER WRENCHES	104, 127
TEE	139
TOILET ACCESSORIES	55
TOILET BOLTS	54
TOILET PAPER HOLDERS	48
TOILET REPAIR	17-19
TOILET SEAT PARTS	36
TOOTHBRUSH/TUMBLER HOLDERS	48
TOWEL BARS, COMPLETE	47
TOWEL BARS COMPONENTS	47
TOWEL HOLDERS	50
TOWEL RINGS	48
TUBING & HOSE	132
TUBING & PIPING CUTTERS	127
TUB & SHOWER	5, 14-15
TUB & SHOWER STEMS- BULK	79
TUB SPOUTS	15, 45-46
UNION	140
UNIVERSAL FLAPPERS	56
UNIVERSAL HANDLES	81
UNIVERSAL TANK LEVERS	56
UTILITY SUMP PUMPS AND ACCESSORIES	131
VALVE ACCESSORIES	121
VALVES	118-120
WASHING MACHINE	110-111
WATER FILTERS	111-112
WATER HEATER CONNECTORS	85
WATER SUPPLY	22-23
WOOD SEATS	35
WOOD SEATS continued	35-36
WRENCHES	128

**AQUA
PLUMB®**



FULL LINE PLUMBING CATALOG

Over 9,500 plumbing repair and specialty parts.
A complete line of retail-ready products in great packaging.
Every product meets or exceeds industry standards.



AquaPlumb® is registered trademark of Howard Berger Co. LLC
324 A Half Acre Road, Cranbury NJ 08512
800.523.1268 • 609.860.9990 • FAX 609.860.9991
www.hberger.com