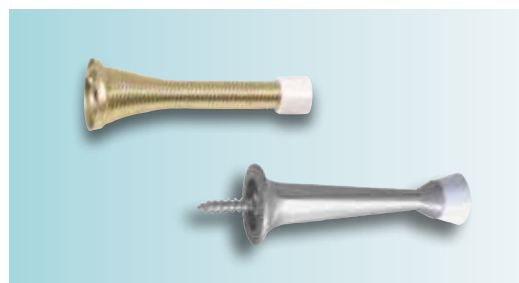

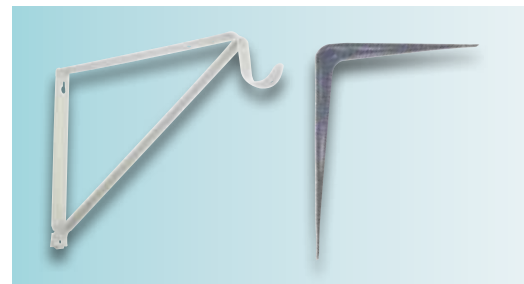





Pro-Builder's & Millwork



HBC Hardware has been supporting the Builders Market for over 30 years with the products you need to be successful. With our complete line of hinges, locksets and millwork hardware, you can be sure that HBC has the products and expertise you need. HBC Hardware has over 5,000 items specifically designed, specified and programmed for your business. We don't stop there. We package our products for the Pro & Builders Market with production friendly packaging to save cost to you and to make it easy for the installer to use. Our team of product experts and business consultants are constantly evaluating the product line and adding new items to meet the needs of design changes and changing market trends.

HBC Hardware's global sourcing department ensures supply chain efficiencies and quality products reach your locations on time, every time. Each product is inspected twice for quality before it is shipped to your location and our responsive customer service department works hard to understand how we can make our partnership one that you can count on. You can reach our headquarter offices toll free at 1-800-695-4827 and you will be speaking with a knowledgeable and helpful customer service person.

If you have been one of our many long standing customers, we appreciate your business and we look forward to many more years of working together. If you haven't tried HBC Hardware yet, give us a call and we can begin our partnership. We are confident you will find our quality products, low prices, bundling of multiple product categories and superior service will keep you coming back.

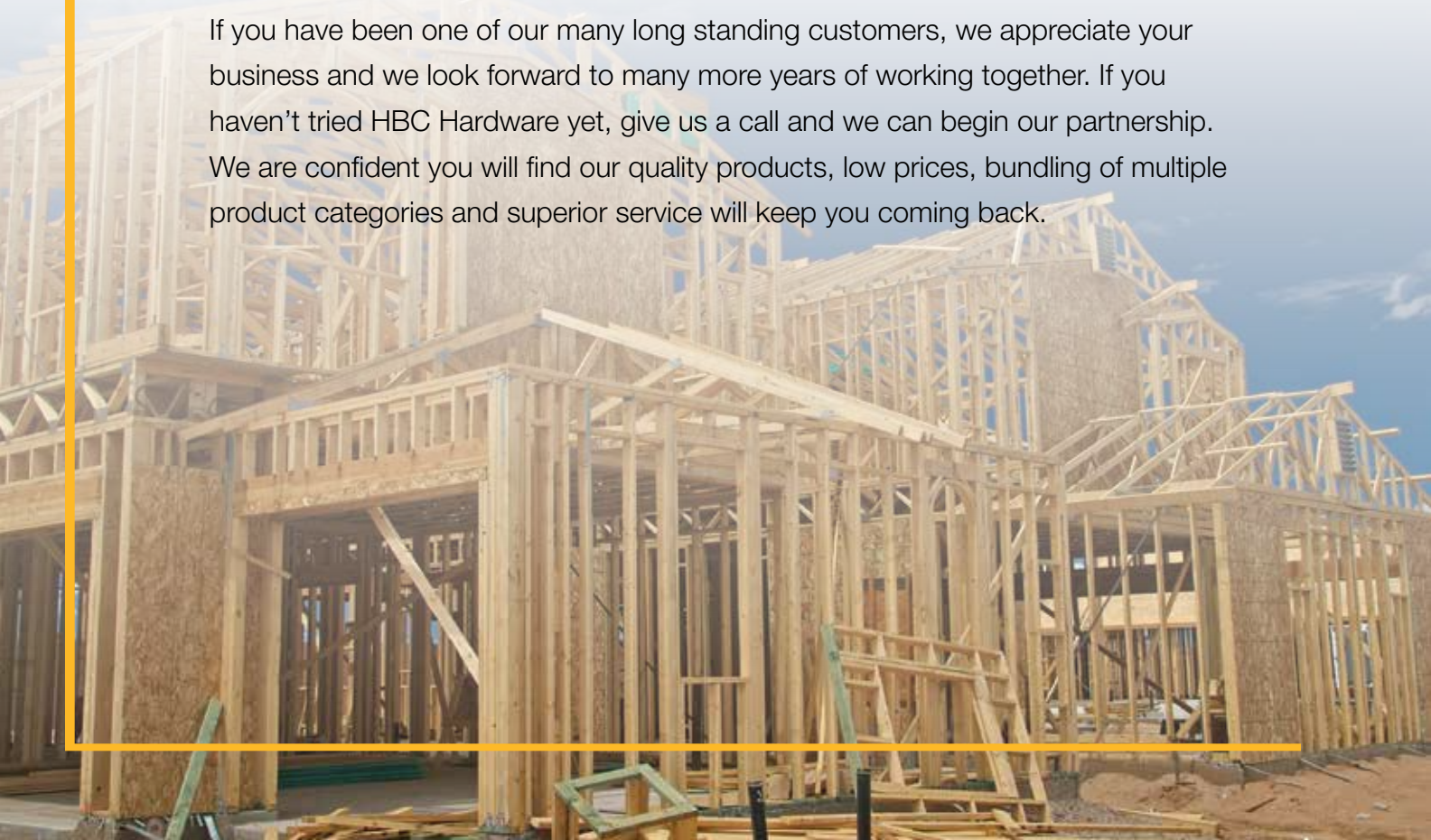


Table of Contents



Door Hinges 4-15



Locksets 16-30

Residential..... 16-27

Commercial 28-30



Commercial Door Hardware 31-36



Security Hardware 37-38



Organization..... 39-43

Closet Organization..... 39-42

Closet Hardware..... 43



Home Hardware 44-52

Door Stops 44-45

Door Hardware 46-49

Home Hardware 50-51

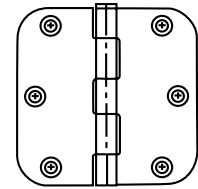
Handrail Hardware 52

5/8" RADIUS CORNER – PLAIN BEARING

Removable Pin

- Button tip
- Furnished with screws
- Bulk Pack

Masonite/ Template hole pattern*



STEEL HINGES

CODE	SIZE	GAUGE	PIN TYPE	FINISH	SCREWS				PACK	CASE
					QTY	SIZE	LENGTH	TYPE		
BULK										
35766	3-1/2" x 3-1/2"	2.2mm	RP	Light Bright Brass/US3SP	NONE	—	—	—	Bulk	100 Hinges
35766KIT1	3-1/2" x 3-1/2"	2.2mm	RP	Light Bright Brass/US3SP	600	#9	.75	WS T17		
35222	3-1/2" x 3-1/2"	2.2mm	RP	Satin Brass/US4	NONE	—	—	—	Bulk	100 Hinges
35222KIT1	3-1/2" x 3-1/2"	2.2mm	RP	Satin Brass/US4	600	#9	.75	WS T17		
35235	3-1/2" x 3-1/2"	2.2mm	RP	Light Brass/US4B	NONE	—	—	—	Bulk	100 Hinges
35235KIT1	3-1/2" x 3-1/2"	2.2mm	RP	Light Brass/US4B	600	#9	.75	WS T17		
35224	3-1/2" x 3-1/2"	2.2mm	RP	Antique Brass/US5	NONE	—	—	—	Bulk	100 Hinges
35224KIT1	3-1/2" x 3-1/2"	2.2mm	RP	Antique Brass/US5	600	#9	.75	WS T17		
35089	3-1/2" x 3-1/2"	2.2mm	RP	Oil Rubbed Bronze/US10B	600	#9	.75	WS T17	Bulk	100 Hinges
35088	3-1/2" x 3-1/2"	2.2mm	RP	Satin Nickel/US15	NONE	—	—	—	Bulk	100 Hinges
35088KIT1	3-1/2" x 3-1/2"	2.2mm	RP	Satin Nickel/US15	600	#9	.75	WS T17		
35440	3-1/2" x 3-1/2"	2.2mm	RP	Chrome/US26	NONE	—	—	—	Bulk	100 Hinges
35440KIT1	3-1/2" x 3-1/2"	2.2mm	RP	Chrome/US26	600	#9	.75	WS T17		
35437	3-1/2" x 3-1/2"	2.2mm	RP	Satin Chrome/US26D	NONE	—	—	—	Bulk	100 Hinges
35437KIT1	3-1/2" x 3-1/2"	2.2mm	RP	Satin Chrome/US26D	600	#9	.75	WS T17		
35223	3-1/2" x 3-1/2"	2.2mm	RP	White Prime/USP	NONE	—	—	—	Bulk	100 Hinges
35223KIT1	3-1/2" x 3-1/2"	2.2mm	RP	White Prime/USP	600	#9	.75	WS T17		
35238	3-1/2" x 3-1/2"	2.2mm	RP	Pure White/USPPW	NONE	—	—	—	Bulk	100 Hinges
35765	3-1/2" x 3-1/2"	2.2mm	RP	Satin Bronze/US10A	600	#9	.75	WS T17	Bulk	100 Hinges
35302	3-1/2" x 3-1/2"	2.2mm	RP	Antique Nickel/US15A	600	#9	.75	WS T17	Bulk	100 Hinges
35764	3-1/2" x 3-1/2"	2.2mm	RP	Black/US1D	600	#9	.75	WS T17	Bulk	100 Hinges
35767	3-1/2" x 3-1/2"	2.2mm	RP	Zinc Dichromate/US2D	600	#9	.75	WS T17	Bulk	100 Hinges
34992	3-1/2" x 3-1/2"	2.2mm	RP	ORB - Copper Tint/US10BC	600	#9	.75	WS T17	Bulk	100 Hinges
35764	3-1/2" x 3-1/2"	2.2mm	RP	Black/US1D	600	#9	.75	WS T17	Bulk	100 Hinges

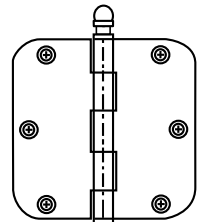
FINIAL PIN

5/8" RADIUS CORNER – PLAIN BEARING

Removable Pin

- Removable pin
- Finial tip • Furnished with screws
- Bulk Pack

Masonite/ Template hole pattern*



STEEL HINGES

CODE	SIZE	GAUGE	PIN TYPE	FINISH	SCREWS				PACK	CASE
					QTY	SIZE	LENGTH	TYPE		
BULK										
35268	3-1/2" x 3-1/2"	2.2mm	RP	Finial Chrome	600	#9	.75	WS T17	Bulk	100 Hinges

*The following registered trade name or trade mark is not owned, associated with or connected in any way with HBC Home & Hardware Products and is used herein for illustrative purposes only

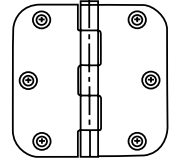
5/8" RADIUS CORNER – PLAIN BEARING

Removable Pin

- Box pack
- Button tip
- Furnished with screws

Masonite* / Template
hole pattern

STEEL
HINGES



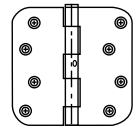
CODE	SIZE	GAUGE	PIN TYPE	FINISH	SCREWS				PACK	INNER	MASTER
					QTY	SIZE	LENGTH	TYPE			
BOX											
96615	3" x 3"	2.0mm	RP	Satin Brass/US4	12	#9	0.75	WS T17	2/Box	1	50
35770	3-1/2" x 3-1/2"	2.2mm	RP	Polished Brass/US3	12	#9	0.75	WS T17	2/Box	1	25
35226	3-1/2" x 3-1/2"	2.2mm	RP	Polished Brass/US3	12	#9	0.75	WS T17	2/Box	1	25
35220	3-1/2" x 3-1/2"	2.2mm	RP	Satin Brass/US4	12	#9	0.75	WS T17	2/Box	1	25
35041	3-1/2" x 3-1/2"	2.2mm	RP	Oil Rubbed Bronze/US10B	12	#9	0.75	WS T17	2/Box	1	25
35054	3-1/2" x 3-1/2"	2.2mm	RP	Nickel/US14	12	#9	0.75	WS T17	2/Box	1	25
35042	3-1/2" x 3-1/2"	2.2mm	RP	Satin Nickel/US15	12	#9	0.75	WS T17	2/Box	1	25
35043	3-1/2" x 3-1/2"	2.2mm	RP	Antique Nickel/US15A	12	#9	0.75	WS T17	2/Box	1	25
35229	3-1/2" x 3-1/2"	2.2mm	RP	Flat Black/US19	12	#9	0.75	WS T17	2/Box	1	50
35044	3-1/2" x 3-1/2"	2.2mm	RP	Chrome/US26	12	#9	0.75	WS T17	2/Box	1	25
61740	3-1/2" x 3-1/2"	2.2mm	RP	Polished Brass/US3	18	#9	.75	WS T17	3/Box**	10	30
61743	3-1/2" x 3-1/2"	2.2mm	RP	Antique Brass/US5	18	#9	.75	WS T17	3/Box**	10	30
61745	3-1/2" x 3-1/2"	2.2mm	RP	Antique Pewter/US17A	18	#9	.75	WS T17	3/Box**	10	30
61742	3-1/2" x 3-1/2"	2.2mm	RP	Oil Rubbed Bronze/US10B	18	#9	.75	WS T17	3/Box**	10	30
61744	3-1/2" x 3-1/2"	2.2mm	RP	Chrome/US26	18	#9	.75	WS T17	3/Box**	10	30
61741	3-1/2" x 3-1/2"	2.2mm	RP	Satin Nickel/US15	18	#9	.75	WS T17	3/Box**	10	30
61746	3-1/2" x 3-1/2"	2.2mm	RP	White Prime/USP	18	#9	.75	WS T17	3/Box**	10	30
35040	3-1/2" x 3-1/2"	2.2mm	RP	Satin Bronze/US10	18	#9	.75	WS T17	3/Box**	10	30

5/8" RADIUS CORNER — PLAIN BEARING

Non-Removable Pin - Set Screw

Masonite*
hole pattern

STEEL
HINGES



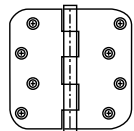
CODE	SIZE	GAUGE	PIN TYPE	FINISH	SCREWS				PACK	CASE
					QTY	SIZE	LENGTH	TYPE		
35428KIT1	4" x 4"	2.2mm	NRP	Satin Brass/US4	NONE	#10	.75	WS T17	Bulk	100
35428	4" x 4"	2.2mm	NRP	Satin Brass/US4	NONE	—	—	—	Bulk	100
35425KIT1	4" x 4"	2.2mm	NRP	White Prime/USP	NONE	#10	.75	WS T17	Bulk	100
35425	4" x 4"	2.2mm	NRP	White Prime/USP	NONE	—	—	—	Bulk	100

5/8" RADIUS CORNER — PLAIN BEARING

Non-Removable Pin - Rivet Pin

Masonite*
hole pattern

STEEL
HINGES



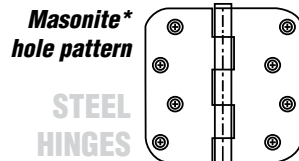
CODE	SIZE	GAUGE	PIN TYPE	FINISH	SCREWS				PACK	CASE
					QTY	SIZE	LENGTH	TYPE		
34962	4" x 4"	2.5mm	NRP	Satin Nickel/US15	800	#10	3/4"	WS T17	Bulk	100
34963	4" x 4"	2.5mm	NRP	Dull Chrome/US26D	800	#10	1"	WS T17	Bulk	100
34965	4" x 4"	2.2mm	NRP	Oil Rubbed Bronze/US10B	800	#10	1"	WS T17	Bulk	100

** Packed in cut cases

5/8" RADIUS CORNER — PLAIN BEARING

Removable Pin

- Button tip
- Furnished with screws



DOOR HINGES

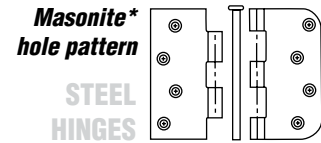
CODE	SIZE	GAUGE	PIN TYPE	FINISH	SCREWS				PACK	CASE	MASTER
					QTY	SIZE	LENGTH	TYPE			
BULK											
35410	4" x 4"	2.5mm	RP	Polished Brass/US3	NONE	—	—	—	Bulk	—	—
35410KIT1	4" x 4"	2.5mm	RP	Polished Brass/US3	800	#10	.75	WS T17	Bulk	—	—
35419	4" x 4"	2.2mm	RP	White Prime/USP	NONE	—	—	—	Bulk	—	—
35419KIT1	4" x 4"	2.2mm	RP	White Prime/USP	800	#10	.75	WS T17	Bulk	100 EA	—
35053	4" x 4"	2.5mm	RP	Brushed Chrome/US26D	800	#10	1	WS T17	Bulk	100 EA	—
35221	4" x 4"	2.5mm	RP	Satin Brass/US4	800	#10	.75	WS T17	Bulk	100 EA	—
35413	4" x 4"	2.5mm	RP	Zinc/US2D	800	#10	.75	WS T17	Bulk	100 EA	—
35500	4" x 4"	2.5mm	RP	Antique Brass/US5	800	#10	.75	WS T17	Bulk	100 EA	—
35501	4" x 4"	2.5mm	RP	Satin Bronze/US10A	800	#10	.75	WS T17	Bulk	100 EA	—
35502	4" x 4"	2.5mm	RP	Oil Rubbed Bronze/US10B	800	#10	.75	WS T17	Bulk	100 EA	—
35503	4" x 4"	2.5mm	RP	Antique Nickel/US15A	800	#10	.75	WS T17	Bulk	100 EA	—
35504	4" x 4"	2.5mm	RP	Black/US1D	800	#10	.75	WS T17	Bulk	100 EA	—
34993	4" x 4"	2.5mm	RP	ORB - Copper Tint/US10BC	800	#10	.75	WS T17	Bulk	100 EA	—
34999	4" x 4"	2.5mm	RP	Pure White/USPPW	800	#10	.75	WS T17	Bulk	100 EA	—
35505	4" x 4"	2.5mm	RP	Chrome/US26	800	#10	.75	WS T17	Bulk	100 EA	—
34964	4" x 4"	2.5mm	RP	Satin Nickel/US15	800	#10	1	WS T17	Bulk	100 EA	—
35225	4" x 4"	2.2mm	RP	Satin Brass/US4	16	#10	1	WS T17	2/Box	1	25
35051	4" x 4"	2.2mm	RP	Stainless Steel/US32D	16	#10	1	WS T17	2/Box	1	25
35228	4" x 4"	2.2mm	RP	Polished Brass/US3	16	#10	1	WS T17	2/Box	1	50
35771	4" x 4"	2.5mm	RP	Polished Brass/US3	16	#10	1	WS T17	2/Box	1	25
35791	4" x 4"	2.5mm	RP	Light Btt3SP	16	#10	1	WS T17	2/Box	1	25
35047	4" x 4"	2.5mm	RP	Oil Rubbed Bronze/US10B	16	#10	1	WS T17	2/Box	1	25
35048	4" x 4"	2.5mm	RP	Satin Nickel/US15	16	#10	1	WS T17	2/Box	1	25
35049	4" x 4"	2.5mm	RP	Antique Nickel/US15A	16	#10	1	WS T17	2/Box	1	25
35050	4" x 4"	2.5mm	RP	Polished Chrome/US26	16	#10	1	WS T17	2/Box	1	25
35052	4" x 4"	2.5mm	RP	Satin Chrome/US26D	16	#10	1	WS T17	2/Box	1	25
61750	4" x 4"	2.5mm	RP	Polished Brass/US3	24	#10	1	WS T17	3/Box	5	20
61753	4" x 4"	2.5mm	RP	Antique Brass/US5	24	#10	1	WS T17	3/Box	5	20
61755	4" x 4"	2.5mm	RP	Antique Nickel/US15A	24	#10	1	WS T17	3/Box	5	20
61752	4" x 4"	2.5mm	RP	Oil Rubbed Bronze/US10B	24	#10	1	WS T17	3/Box	5	20
61754	4" x 4"	2.5mm	RP	Chrome/US26	24	#10	1	WS T17	3/Box	5	20
61751	4" x 4"	2.5mm	RP	Satin Nickel/US15	24	#10	1	WS T17	3/Box	5	20
61756	4" x 4"	2.5mm	RP	White	24	#10	1	WS T17	3/Box	5	20

*The following registered trade name or trade mark is not owned, associated with or connected in any way with HBC Home & Hardware Products and is used herein for illustrative purposes only

5/8" RADIUS & SQUARE CORNER — PLAIN BEARING

Unassembled

- Button tip
- Furnished with screws

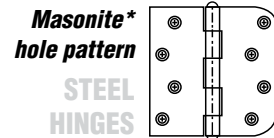


CODE	SIZE	GAUGE	PIN TYPE	FINISH	SCREWS				PACK	CASE
					QTY	SIZE	LENGTH	TYPE		
35416	4" x 4"	2.5mm	RP	Primed/USPW	800	#10	1	WS T17	Bulk	100
35734	4" x 4"	2.5mm	RP	Polished Brass/US3	800	#10	1	WS T17	Bulk	100
35732	4" x 4"	2.5mm	RP	Oil Rubbed Bronze/US10B	800	#10	1	WS T17	Bulk	100
35733R1	4" x 4"	2.5mm	RP	Satin Nickel/US15	400	#10	1	WS T17	Bulk	100
					400	#10	.75	WST17		
35737	4" x 4"	2.5mm	RP	Chrome/US26	800	#10	1	WS T17	Bulk	100
35776R1	4" x 4.25"	2.5mm	RP	Satin Nickel/US15	400	#10	1	WS T17	Bulk	100
					400	#10	.75	WST17		
35778	4" x 4.25"	2.5mm	RP	Oil Rubbed Bronze/US10B	400	#10	.75	WST17	Bulk	100
34995	4" x 4"	2.5mm	RP	ORB - Copper Tint/US10BC	400	#10	1	WS T17	Bulk	100
35961	4" x 4"	2.5mm	RP	Pure White/USPPW	400	#10	.75	WST17	Bulk	100
35962	4" x 4.25"	2.5mm	RP	Pure White/USPPW	400	#10	1	WS T17	Bulk	100
34996	4" x 4.25"	2.5mm	RP	ORB - Copper Tint/US10BC	400	#10	.75	WST17	Bulk	100

5/8" RADIUS & SQUARE CORNER — PLAIN BEARING

Non-Removable Pin - Riveted Pin

- Furnished with screws

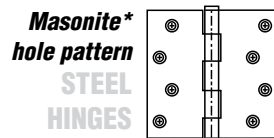


CODE	SIZE	GAUGE	PIN TYPE	FINISH	SCREWS				PACK	CASE
					QTY	SIZE	LENGTH	TYPE		
34959	4" x 4"	2.5mm	NRP RIV	Satin Nickel/US15	800	#10	1	WS T17	Bulk	100
34961	4" x 4"	2.5mm	NRP RIV	Satin Chrome/US26D	800	#10	1	WS T17	Bulk	100
35014KIT	4" x 4"	2.5mm	NRP RIV	Primed/USPPW	800	#10	1	WS T17	Bulk	100
34988	4" x 4"	2.5mm	NRP RIV	Oil Rubbed Bronze/US10B	800	#10	1	WS T17	Bulk	100

SQUARE CORNER — PLAIN BEARING

Removable Pin

- Button tip
- Furnished with screws



CODE	SIZE	GAUGE	PIN TYPE	FINISH	SCREWS				PACK	CASE
					QTY	SIZE	LENGTH	TYPE		
BOX										
35215	4" x 4"	2.2mm	RP	Satin Brass/US4	8	#10	.75	WS T17	2/Box	25
60804	4" x 4"	2.2mm	RP	Polished Brass/US3	8	#10	.75	WS T17	2/Box	25


5/8" RADIUS & SQUARE CORNER — PLAIN BEARING

Removable Pin

- Button tip
- Furnished with screws
- Locating tab
- Security tab
- Unassembled

*Therma Tru**
hole pattern

STEEL
HINGES



CODE	SIZE	GAUGE	PIN TYPE	FINISH	SCREWS				PACK	CASE
					QTY	SIZE	LENGTH	TYPE		
34984	4" x 4"	2.5mm	RP	Satin Nickel/US15	8	#10	1	WS T17	Bulk	100
34985	4" x 4"	2.5mm	RP	Oil Rubbed Bronze/US10B	8	#10	1	WS T17	Bulk	100
34986	4" x 4"	2.5mm	RP	Bright Satin Brass/US4B	8	#10	1	WS T17	Bulk	100
34987	4" x 4"	2.5mm	RP	Stainless Steel/US32D	8	#10	1	WS T17	Bulk	100
35965	4" x 4"	2.5mm	RP	Pure White/USPPW	8	#10	1	WS T17	Bulk	100
35966	4" x 4"	2.5mm	RP	ORB - Copper Tint /US10BC	8	#10	1	WS T17	Bulk	100

SPECIALTY SQUARE CORNER — PLAIN BEARING

*Masonite**
hole pattern






- Button Tip
- Square Radius = Unassembled
- Furnished with 400 #10 x .75" and 400 #10 x 1" WS T17 screws

	CODE	SIZE	GAUGE	PIN TYPE	FINISH	PACK	CASE	
Security TAB 	RADIUS RADIUS							
	34966	4" x 4"	2.5mm	RP	Satin Nickel/US15	bulk	100	
	34967	4" x 4"	2.5mm	RP	Oil Rubbed Bronze/US10B	bulk	100	
	34994	4" x 4"	2.5mm	RP	ORB - Copper Tint/US10BC	bulk	100	
	35960	4" x 4"	2.5mm	RP	Pure White/USPPW	bulk	100	
	RADIUS SQUARE							
	34968	4" x 4"	2.5mm	RP	Satin Nickel/US15	bulk	100	
	34969	4" x 4"	2.5mm	RP	Oil Rubbed Bronze/US10B	bulk	100	
	34997	4" x 4"	2.5mm	RP	ORB - Copper Tint/US10BC	bulk	100	
	35963	4" x 4"	2.5mm	RP	Pure White/USPPW	bulk	100	
Locating TAB 	34970	4" x 4.25"	2.5mm	RP	Satin Nickel/US15	bulk	100	
	34971	4" x 4.25"	2.5mm	RP	Oil Rubbed Bronze/US10B	bulk	100	
	34998	4" x 4.25"	2.5mm	RP	ORB - Copper Tint/US10BC	bulk	100	
	35964	4" x 4.25"	2.5mm	RP	Pure White/USPPW	bulk	100	
	Locating & Security TAB 	34972	4" x 4"	2.5mm	RP	Satin Nickel/US15	bulk	100
		34973	4" x 4"	2.5mm	RP	Oil Rubbed Bronze/US10B	bulk	100
		34974	4" x 4.25"	2.5mm	RP	Satin Nickel/US15	bulk	100
		34975	4" x 4.25"	2.5mm	RP	Oil Rubbed Bronze/US10B	bulk	100
		34980	4" x 4"	2.5mm	NRP	Satin Nickel/US15	bulk	100
		34981	4" x 4"	2.5mm	NRP	Oil Rubbed Bronze/US10B	bulk	100
34982		4" x 4.25"	2.5mm	NRP	Satin Nickel/US15	bulk	100	
34983		4" x 4.25"	2.5mm	NRP	Oil Rubbed Bronze/US10B	bulk	100	
Locating & Security TAB 		34976	4" x 4"	2.5mm	RP	Satin Nickel/US15	bulk	100
		34977	4" x 4"	2.5mm	RP	Oil Rubbed Bronze/US10B	bulk	100
	34989	4" x 4"	2.5mm	RP	Pure White/USPPW	bulk	100	
	34990	4" x 4"	2.5mm	RP	ORB - Copper Tint/US10BC	bulk	100	
	34978	4" x 4.25"	2.5mm	RP	Satin Nickel/US15	bulk	100	
	34979	4" x 4.25"	2.5mm	RP	Oil Rubbed Bronze/US10B	bulk	100	
	34991	4" x 4.25"	2.5mm	RP	ORB - Copper Tint/US10BC	bulk	100	

*The following registered trade name or trade mark is not owned, associated with or connected in any way with HBC Home & Hardware Products and is used herein for illustrative purposes only

HINGE SCREWS

- All screws sold in bulk box quantities

CODE	DESCRIPTION	BOX QTY.	INNER PACK	INNER	MASTER
FLAT HEAD PHILLIPS DRIVE CASE HARDENED T17 FLY CUT					
	64953 # 9 x 3/4" Brass	600	600 Screws per Box	1	20
	64952 # 9 x 3/4" Satin Brass	600	600 Screws per Box	1	20
	64958 # 9 x 3/4" Antique Brass	600	600 Screws per Box	1	20
	98281 #9 x 3/4" Satin Nickel	600	600 Screws per Box	1	20
	98282 #9 x 3/4" Oil Rubbed Bronze	600	600 Screws per Box	1	20
	64956 # 9 x 3/4" Chrome	600	600 Screws per Box	1	20
	64595 # 9 x 3/4" Brushed Chrome	600	600 Screws per Box	1	20
	64954 # 9 x 3/4" Zinc Dichromate	600	600 Screws per Box	1	20
	64955 # 9 x 3/4" White	600	600 Screws per Box	1	20
	65031 # 10 x 3/4" Brass	800	800 Screws per Box	1	10
	65030 # 10 x 3/4" Satin Brass	800	800 Screws per Box	1	10
	65032 # 10 x 3/4" Zinc Dichromate	800	800 Screws per Box	1	12
	65020 # 10 x 3/4" Satin Nickel	800	800 Screws per Box	1	12
	65021 # 10 x 3/4" Oil Rubbed Bronze	800	800 Screws per Box	1	12
	65033 # 10 x 3/4" White Prime	800	800 Screws per Box	1	10
	65044 # 10 x 3/4" Pure White Prime	800	800 Screws per Box	1	10
	65034 # 10 x 1" White Prime	800	800 Screws per Box	1	10
	65046 # 10 x 1-1/4" Zinc Dichromate	800	800 Screws per Box	1	10
	65036 # 10 x 1-1/4" White Prime	800	800 Screws per Box	1	10
	65047 # 10 x 2" Zinc Dichromate	200	4 Polybags, 50 Polybags per Box	1	10
	65037 # 10 x 2" White Prime	200	2 Polybags, 100 Polybags per Box	1	20
TRUSS HEAD COMBO DRIVE MACHINE SCREWS					
	64609 #8 x 1" Brass	500	500 Screws per Box	1	20
	64604 #8 x 1-1/4" Brass	500	500 Screws per Box	1	10
	64608 #8 x 1-3/4" Brass	500	500 Screws per Box	1	10
	64612 #8-32 x 2" Brass	500	500 Screws per Box	1	10
FLAT HEAD PHILLIPS DRIVE MACHINE SCREWS					
	65039 # 10-24 x 1/2" Zinc Dichromate	800	800 Screws per Box	1	20
	65035 # 10-24 x 1/2" Satin Nickel	800	800 Screws per Box	1	20
	65070 # 10-24 x 1/2" Oil Rubbed Bronze	800	800 Screws per Box	1	20

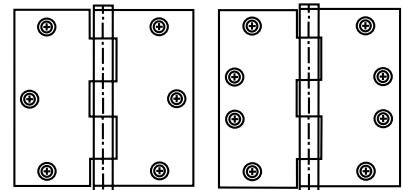
SQUARE CORNER — PLAIN BEARING

Removable Pin

- Button tip
- Furnished with screws

Template
hole pattern

STEEL
HINGES



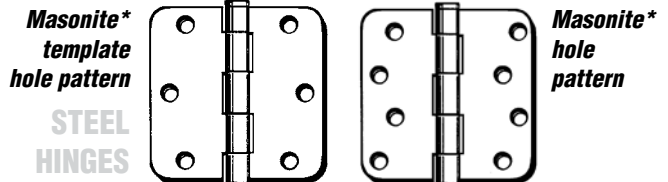
CODE	SIZE	GAUGE	PIN TYPE	FINISH	SCREWS				PACK	INNER	MASTER
					QTY	SIZE	LENGTH	TYPE			
BOX											
35200	3" x 3"	2.0mm	RP	Satin Brass/US4	12	#9	.75	WS T17	2/Box	—	25
60802	3-1/2" x 3-1/2"	2.2mm	RP	Polished Brass/US3	12	#9	.75	WS T17	2/Box	—	25
35210	3-1/2" x 3-1/2"	2.2mm	RP	Satin Brass/US4	12	#9	.75	WS T17	2/Box	—	25
35251	4-1/2" x 4-1/2"	3.4mm	RP	Dull Chrome/US26D	24 24	#12 #12-24	1.25 .5	WS MS	3/Box	1	12
35252	4-1/2" x 4-1/2"	3.4mm	RP	Grey Primed/USP	24 24	#12 #12-24	1.25 .5	WS MS	3/Box	6	12

*The following registered trade name or trade mark is not owned, associated with or connected in any way with HBC Home & Hardware Products and is used herein for illustrative purposes only

1/4" RADIUS CORNER — PLAIN BEARING

Removable Pin

- Button tip
- Furnished with screws

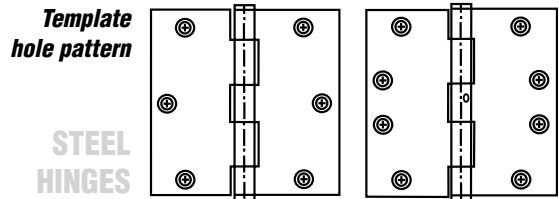


CODE	SIZE	GAUGE	PIN TYPE	FINISH	SCREWS				PACK	INNER	MASTER
					QTY	SIZE	LENGTH	TYPE			
BOX											
35217	3-1/2" x 3-1/2"	2.2mm	RP	Satin Brass/US4	12	#9	.75	WS T17	2/Box	—	25
62134	3-1/2" x 3-1/2"	2.2mm	RP	Oil Rubbed Bronze/US10B	12	#9	.75	WS T17	2/Box	5	50
62130	3-1/2" x 3-1/2"	2.2mm	RP	Satin Nickel/US15	12	#9	.75	WS T17	2/Box	5	50
35219	4" x 4"	2.2mm	RP	Satin Brass/US4	16	#10	.75	WS T17	2/Box	—	50
62132	4" x 4"	2.2mm	RP	Satin Nickel/US15	16	#10	.75	WS T17	2/Box	5	50

SQUARE CORNER — PLAIN BEARING

Non-Removable Pin - Set Screw

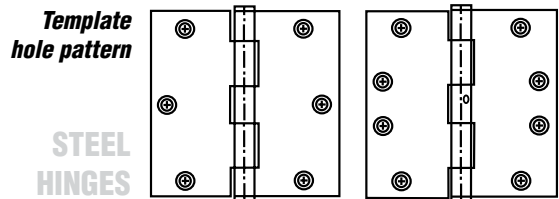
- Furnished with screws



CODE	SIZE	GAUGE	PIN TYPE	FINISH	SCREWS				PACK	INNER	MASTER
					QTY	SIZE	LENGTH	TYPE			
BOX											
35212	3-1/2" x 3-1/2"	2.2mm	NRP SS	Satin Brass/US4	12	#9	.75	WS T17	2/Box	1	50
35151	4-1/2" x 4-1/2"	3.4mm	NRP SS	Satin Chrome/US26D	24	#12	1.25	WS	3/Box	6	12
					24	#12-24	.5	MS			
35152	4-1/2" x 4-1/2"	3.4mm	NRP SS	Grey Primed/USP	24	#12	1.25	WS	3/Box	6	12
					24	#12-24	.5	MS			

SQUARE CORNER — PLAIN BEARING

- Button tip
- Furnished with screws



CODE	SIZE	GAUGE	PIN TYPE	FINISH	SCREWS				PACK	INNER	MASTER
					QTY	SIZE	LENGTH	TYPE			
BOX											
35214	4" x 4"	2.2mm	NRP SS	Satin Brass/US4	16	#9	.75	WS T17	2/Box	1	50
POLYBAG											
61018	3-1/2" x 3-1/2"	2.2mm	NRP RIV	Zinc/US2	12	#9	.75	WS T17	2/Poly	5	50
61019	4" x 4"	2.2mm	NRP RIV	Zinc/US2	16	#9	1	WS T17	2/Poly	5	50

*The following registered trade name or trade mark is not owned, associated with or connected in any way with HBC Home & Hardware Products and is used herein for illustrative purposes only

BALL BEARING

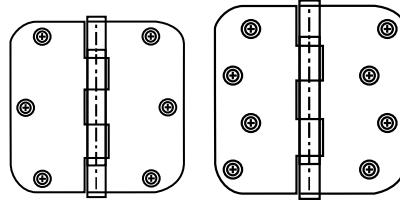
5/8" RADIUS CORNER — BALL BEARING

Removable Pin

- Button tip
- Furnished with screws

*Masonite**
template
hole pattern

STEEL
HINGES



*Masonite**
hole
pattern

CODE	SIZE	GAUGE	PIN TYPE	FINISH	SCREWS				PACK	INNER	MASTER
					QTY	SIZE	LENGTH	TYPE			
35769	3-1/2" x 3-1/2"	2.2mm	RP	Polished Brass/US3	12	#9	.75	WS T17	2/Box	1	25
98372	3-1/2" x 3-1/2"	2.2mm	RP	Satin Brass/US4	12	#9	.75	WS T17	2/Box	1	25
98373	3-1/2" x 3-1/2"	2.2mm	RP	Antique Brass/US5	12	#9	.75	WS T17	2/Box	1	25
98374	3-1/2" x 3-1/2"	2.2mm	RP	Oil Rubbed Bronze/US10B	12	#9	.75	WS T17	2/Box	1	25
98375	3-1/2" x 3-1/2"	2.2mm	RP	Satin Nickel/US15	12	#9	.75	WS T17	2/Box	1	25
98376	3-1/2" x 3-1/2"	2.2mm	RP	Chrome/US26	12	#9	.75	WS T17	2/Box	1	25
98377	3-1/2" x 3-1/2"	2.2mm	RP	Brush Chrome/US26D	12	#9	.75	WS T17	2/Box	1	25
98384	4"x4"	2.5mm	RP	Satin Brass/US4	16	#9	.75	WS T17	2/Box	1	25
98385	4"x4"	2.5mm	RP	Antique Brass/US5	16	#9	.75	WS T17	2/Box	1	25
98386	4"x4"	2.5mm	RP	Oil Rubbed Bronze/US10B	16	#9	.75	WS T17	2/Box	1	25
98387	4"x4"	2.5mm	RP	Satin Nickel/US15	16	#9	.75	WS T17	2/Box	1	25
98388	4"x4"	2.5mm	RP	Chrome/US26	16	#9	.75	WS T17	2/Box	1	25
98389	4"x4"	2.5mm	RP	Brush Chrome/US26D	16	#9	.75	WS T17	2/Box	1	25

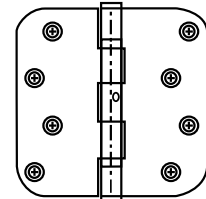
5/8" RADIUS CORNER — BALL BEARING

Non-Removable Pin - Set Screw

- Button tip
- Furnished with screws

*Masonite**
hole pattern

STEEL
HINGES



CODE	SIZE	GAUGE	PIN TYPE	FINISH	SCREWS				PACK	INNER	MASTER
					QTY	SIZE	LENGTH	TYPE			
98356	4" x 4"	2.5mm	NRP	Satin Brass/US4	16	#9	0.75	WS T17	2/Box	1	25
98357	4" x 4"	2.5mm	NRP	Antique Brass/US5	16	#9	0.75	WS T17	2/Box	1	25
98358	4" x 4"	2.5mm	NRP	Oil Rubbed Bronze/US10B	16	#9	0.75	WS T17	2/Box	1	25
98359	4" x 4"	2.5mm	NRP	Satin Nickel/US15	16	#9	0.75	WS T17	2/Box	1	25
98524	4" x 4"	2.5mm	NRP	Chrome/US26	16	#9	0.75	WS T17	2/Box	1	25
98728	4" x 4"	2.5mm	NRP	Brush Chrome/US26D	16	#9	0.75	WS T17	2/Box	1	25

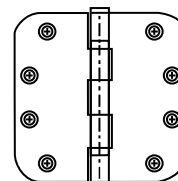
*The following registered trade name or trade mark is not owned, associated with or connected in any way with HBC Home & Hardware Products and is used herein for illustrative purposes only

5/8" RADIUS CORNER – BALL BEARING

- Button tip
- Furnished with screws

Template
hole pattern

STEEL
HINGES



CODE	SIZE	GAUGE	PIN TYPE	FINISH	SCREWS				PACK	INNER	MASTER
					QTY	SIZE	LENGTH	TYPE			
35347	4" x 4"	3.3mm	RP	Polished Brass/US3	16	#12	1	WS T17	2/Box	6	24
					16	#12-24	.5	MS			

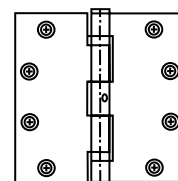
SQUARE CORNER — BALL BEARING

Non-Removable Pin - Set Screw

- Button tip
- Furnished with screws

Template
hole pattern

STEEL
HINGES



CODE	SIZE	GAUGE	PIN TYPE	FINISH	SCREWS				PACK	INNER	MASTER
					QTY	SIZE	LENGTH	TYPE			
35182	4-1/2" x 4-1/2"	3.4mm	NRP	Satin Chrome/US26D	24	#12	1.25	WS T17	3/Box	6	12
					24	#12-24	.5	MS			
35153	4-1/2" x 4-1/2"	3.4mm	NRP	Grey Primed/USP	24	#12	1.25	WS T17	3/Box	6	12
					24	#12-24	.5	MS			

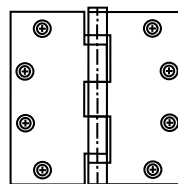
SQUARE CORNER — BALL BEARING

Removable Pin

- Button tip
- Furnished with screws

Template
hole pattern

STEEL
HINGES



CODE	SIZE	GAUGE	PIN TYPE	FINISH	SCREWS				PACK	INNER	MASTER
					QTY	SIZE	LENGTH	TYPE			
35282	4-1/2" x 4-1/2"	3.4mm	RP	Satin Chrome/US26D	24	#12	1.25	WS T17	3/Box	6	12
					24	#12-24	.5	MS			
35283	4-1/2" x 4-1/2"	3.4mm	RP	Polished Chrome/US26	24	#12	1.25	WS T17	3/Box	6	12
					24	#12-24	.5	MS			
35253	4-1/2" x 4-1/2"	3.4mm	RP	Grey Primed/USP	24	#12	1.25	WS T17	3/Box	6	12
					24	#12-24	.5	MS			

*The following registered trade name or trade mark is not owned, associated with or connected in any way with HBC Home & Hardware Products and is used herein for illustrative purposes only

SPRING HINGES

5/8" RADIUS — SPRING HINGES

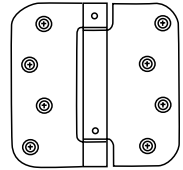
Self Closing — UL Listed

- Furnished w/adjustable wrench, tension pins and screws

Screws: 8 - #10 x 1", WS T17; 8 - #9 x 1", WS T17; 8 - #10 -24 x .5" MS Under Cut Head
8 - #10 -24 x .5" MS #9 Flat Under Cut Head

*Masonite**
hole pattern

STEEL
HINGES



CODE	SIZE	GAUGE	PIN TYPE	FINISH	SCREWS				PACK	INNER	MASTER
					QTY	SIZE	LENGTH	TYPE			
35385R1	4" x 4"	2.5mm	NRP	Polished Brass/US3	Screws Listed in Description				2/Box	6	24
35391R1	4" x 4"	2.5mm	NRP	Oil Rubbed Bronze/US10B					2/Box	6	24
35389R1	4" x 4"	2.5mm	NRP	Satin Nickel/US15					2/Box	6	24
35386R1	4" x 4"	2.5mm	NRP	Satin Chrome/US26D					2/Box	6	24
35356R1	4" x 4"	2.5mm	NRP	White Prime/USP					2/Box	6	24
97474R1	4" x 4"	2.5mm	NRP	Grey Primed/USP					2/Box	6	24
35355	4" x 4"	2.5mm	NRP	Zinc/US2D					2/Box		

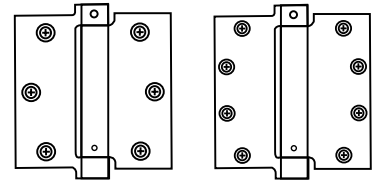
SQUARE CORNER — SPRING HINGES

Self Closing — UL Listed

- Reversible for right and left hand application
- Furnished with adjustable wrench
- Tension pins and screws

Template
hole pattern

STEEL
HINGES



CODE	SIZE	GAUGE	PIN TYPE	FINISH	SCREWS				PACK	INNER	MASTER
					QTY	SIZE	LENGTH	TYPE			
35341R1	3-1/2" x 3-1/2"	2.5mm	NRP	Satin Brass/US4	12	#10	1	WS T17	2/Box	6	24
					12	#10-24	.5	MS UH			
35336R1	3-1/2" x 3-1/2"	2.5mm	NRP	Satin Chrome/US26D	12	#10	1	WS T17	2/Box	6	24
					12	#10-24	.5				
35343R1	4" x 4"	3.3mm	NRP	Polished Brass/US3	16	#12	1	WS T17	2/Box	1	24
					16	#12-24	.5	MS UH			
35342R1	4" x 4"	3.3mm	NRP	Satin Brass/US4	16	#12	1	WS T17	2/Box	6	24
					16	#12-24	.5	MS UH			
35337R1	4" x 4"	3.3mm	NRP	Satin Chrome/US26D	16	#12	1	WS T17	2/Box	6	24
					16	#12-24	.5	MS UH			
35345R1	4-1/2" x 4-1/2"	3.4mm	NRP	Polished Brass/US3	16	#12	1.25	WS T17	2/Box	6	12
					16	#12-24	.5	MS UH			
35344R1	4-1/2" x 4-1/2"	3.4mm	NRP	Satin Brass/US4	16	#12	1.25	WS T17	2/Box	6	12
					16	#12-24	.5	MS UH			
35338R1	4-1/2" x 4-1/2"	3.4mm	NRP	Satin Chrome/US26D	16	#12	1.25	WS T17	2/Box	6	12
					16	#12-24	.5	MS UH			
35340R1	4-1/2" x 4-1/2"	3.4mm	NRP	Grey Primed/USP	16	#12	1.25	WS T17	2/Box	6	12
					16	#12-24	.5	MS UH			
35339	4-1/2" x 4-1/2"	3.4mm	NRP	Dull Chrome/US26D	24	#12	1.25	WS T17	3/Box	4	8
					24	#12-24	.5	MS UH			
35335	4-1/2" x 4-1/2"	3.4mm	NRP	Polished Chrome/US26	24	#12	1.25	WS T17	3/Box	4	5
					24	#12-24	.5	MS UH			

*The following registered trade name or trade mark is not owned, associated with or connected in any way with HBC Home & Hardware Products and is used herein for illustrative purposes only

5/8" RADIUS & SQUARE CORNER — SPRING HINGES

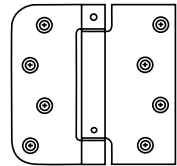
Self Closing — UL Listed

- Furnished w/adjustable wrench
- Tension pins and screws

Screws: 8 - #10 x 1", WS T17; 8 - #9 x 1", WS T17; 8 - #10 -24 x .5" MS Under Cut Head;
8 - #10 -24 x .5" MS #9 Flat Under Cut Head

Masonite*
hole pattern

STEEL
HINGES



CODE	SIZE	GAUGE	PIN TYPE	FINISH	SCREWS				PACK	INNER	MASTER
					QTY	SIZE	LENGTH	TYPE			
35352R1	4" x 4"	2.5mm	NRP	White Prime/USP	Screws Listed in Description				2/Box	6	24

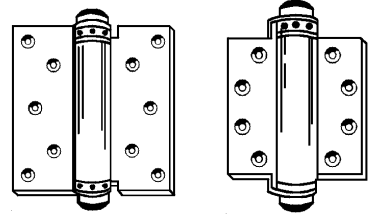
SPECIALITY HINGES

SINGLE ACTION SPRING HINGES — SQUARE CORNER

- Standard mortise: 6" x 6" and 7" x 7" flange; 6" x 4-1/2" flange
- Furnished with screws

Template
hole pattern

STEEL
HINGES



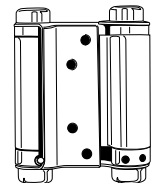
CODE	SIZE	GAUGE	PIN TYPE	FINISH	SCREWS				PACK	INNER	MASTER
					QTY	SIZE	LENGTH	TYPE			
35606	6" x 4-1/2" (4-1/2" Leaves)	2.5mm	NRP	White Prime/USP	12	#12	1.125	WS T17	3/Box	1	8
96738	6" x 4-1/2" (4-1/2" Leaves)	2.5mm	NRP	White Prime/USP	24	#12	.5	MS	2/Box	1	12
					8	#12-24	.5	MS			
96739	6" x 6" (6" Leaves)	2.5mm	NRP	White Prime/USP	10	#12	1.125	WS T17	2/Box	1	12
					20	#12-24	.5	MS			
96740	7" x 7" (7" Leaves)	3.0mm	NRP	White Prime/USP	10	#12	1.125	WS T17	2/Box	1	12
					20	#12-24	.5	MS			

DOUBLE ACTION SPRING HINGES — SQUARE CORNER

- No hanging strip required
- Heavy duty for in or out swinging doors
- Adjustable tension spring
- For doors up to 7/8" thick, use 3" hinge
- For doors up to 1-1/8" thick, use 4" hinge
- Furnished with screws

Template
hole pattern

STEEL
HINGES



CODE	SIZE	GAUGE	PIN TYPE	FINISH	SCREWS				PACK	INNER	MASTER
					QTY	SIZE	LENGTH	TYPE			
35590	3"	2mm	NRP	Polished Brass/US3	16	#6	0.75	WS T17	2/Box	3	18
35595	4"	2mm	NRP	Polished Brass/US3	16	#6	0.75	WS T17	2/Box	3	18
35593	4"	2mm	NRP	Black	16	#6	0.75	WS T17	2/Box	3	18
35596	5"	2.2mm	NRP	Polished Brass/US3	20	#8	1.25	WS T17	2/Box	3	12
35597	6"	2.5mm	NRP	Polished Brass/US3	20	#10	1.25	WS T17	2/Box	3	6
35594	6"	2.5mm	NRP	Black	20	#10	1.25	WS T17	2/Box	3	6

*The following registered trade name or trade mark is not owned, associated with or connected in any way with HBC Home & Hardware Products and is used herein for illustrative purposes only

STAINLESS STEEL

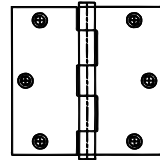
SQUARE CORNER, PLAIN BEARING

Removable Pin

- Button tip
- Furnished with screws

Template hole pattern

STAINLESS STEEL HINGES



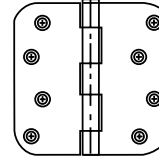
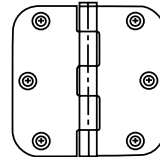
CODE	SIZE	GAUGE	PIN TYPE	FINISH	SCREWS				PACK	INNER	MASTER
					QTY	SIZE	LENGTH	TYPE			
35263	3-1/2" x 3-1/2"	2.5mm	RP	Stainless Steel/US32	12	#9	0.75	WS T17	2/Box	10	30
35264	4" x 4"	3mm	RP	Stainless Steel/US32	16	#8	1.25	WS T17	2/Box	10	20

5/8" RADIUS CORNER, PLAIN BEARING

- Button tip
- Furnished with screws

Masonite template hole pattern*

STAINLESS STEEL HINGES



Masonite hole pattern*

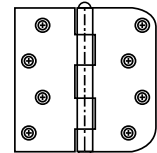
CODE	SIZE	GAUGE	PIN TYPE	FINISH	SCREWS				PACK	INNER	MASTER
					QTY	SIZE	LENGTH	TYPE			
35045	3-1/2" x 3-1/2"	2.2mm	RP	Stainless Steel/US32	12	#9	.75	WS T17	2/Box	1	25
35051	4" x 4"	2.5mm	RP	Stainless Steel/US32	16	#10	1	WS T17	2/Box	1	25
35746	4" x 4"	2.5mm	NRP	Stainless Steel/US32D	8	#10	1	WS T17	Bulk	100	—

5/8" RADIUS & SQUARE CORNER, PLAIN BEARING

- Button tip
- Furnished with screws

Masonite hole pattern*

STEEL HINGES



CODE	SIZE	GAUGE	PIN TYPE	FINISH	SCREWS				PACK	INNER	MASTER
					QTY	SIZE	LENGTH	TYPE			
35747	4" x 4"	2.5	NRP	Stainless Steel/US32D	8	#10	1	WS T17	Bulk	100	—
35748	4" x 4.25"	2.5	NRP	Stainless Steel/US32D	8	#10	1	WS T17	Bulk	100	—

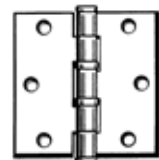
SQUARE CORNER, BALL BEARING

Non-Removable Pin

- Button tip
- Furnished with screws

Template hole pattern

STAINLESS STEEL HINGES



CODE	SIZE	GAUGE	PIN TYPE	FINISH	SCREWS				PACK	INNER	MASTER
					QTY	SIZE	LENGTH	TYPE			
35273	3-1/2" x 3-1/2"	2.5mm	RP	Stainless Steel/US32	12	#8	1.25	WS T17	2/Box	10	40

*The following registered trade name or trade mark is not owned, associated with or connected in any way with HBC Home & Hardware Products and is used herein for illustrative purposes only


ULTRA SECURITY

The Smart Choice For Security & Style

PLUS

RITTENHOUSE SERIES

- Limited lifetime warranty
- Grade 3
- KW1
- Removable 5 Pin tumbler cylinder
- Reversible, non-handed
- Fits doors 1-3/8" to 1-3/4" thick
- Fits standard 2-1/8" installation hole
- High security 1" throws on deadbolts
- Double Combo (2 Entries & 2 Deadbolts KA within pack)



RESIDENTIAL LOCKSETS

POLISHED BRASS / US3	SATIN NICKEL / US15	ANTIQUE BRASS / US5	DULL CHROME / US26D	FUNCTION	KEYWAY	LATCH BACKSET	LATCH FACEPLATE	INNER	MASTER
44020	—	—	44036	Entry KD	KW1	Adjustable	Square	6	24
44025	—	—	44037	Entry KA3	KW1	Adjustable	Square	6	24
—	43924	44021	—	Entry KD	KW1	Adjustable	Radius	6	24
—	43909	44022	—	Entry KA3	KW1	Adjustable	Radius	6	24
44026	—	—	—	Entry MK	KW1	Adjustable	Square	6	24
44029	—	—	44047	Bed/Bath	—	2-3/8"	Square	6	24
44049	43925	44024	—	Bed/Bath	—	2-3/8"	Radius	6	24
44027	—	—	—	Bed/Bath (split finish)	—	2-3/8"	Square	6	24
44028	—	—	44046	Hall/Closet	—	2-3/8"	Square	6	24
44048	43926	44023	—	Hall/Closet	—	2-3/8"	Radius	6	24
44305	43937	—	—	Dummy	—	—	—	—	—
44038	—	—	—	Stormroom	—	Adjustable	Square	6	24
44015	43928	43920	—	Combo - Entry & Single Cyl. Deadbolt KD	KW1	Adjustable	Square	3	12
44010	—	—	—	Combo - Entry & Single Cyl. Deadbolt K3	KW1	Adjustable	Square	3	12
44011	—	—	—	Combo - Entry & Single Cyl. Deadbolt K2	KW1	Adjustable	Square	2	12
44001	—	—	—	Combo - Entry & Single Cyl. Deadbolt MK	KW1	Adjustable	Square	3	12
43922	43929	43921	—	Combo - Entry & Double Cyl. Deadbolt KD	KW1	Adjustable	Square	3	12

ULTRA SECURITY

The Smart Choice For Security & Style

PLUS

VALLEY Forge SERIES

- Limited lifetime warranty
- Grade 3
- KW1
- Removable 5 Pin tumbler cylinder
- Reversible, non-handed
- Fits doors 1-3/8" to 1-3/4" thick
- Fits standard 2-1/8" installation hole
- High security 1" throws on deadbolts



Brass

Satin Nickel

Oil Rubbed Bronze

POLISHED BRASS / US3	SATIN NICKEL / US15	OIL RUBBED BRONZE / US10B	FUNCTION	KEYWAY	LATCH BACKSET	LATCH FACEPLATE	INNER	MASTER
43882	—	43440	Entry KD	KW1	Adjustable	Square/Radius /Drive	6	24
43884	43456	—	Entry KA3	KW1	Adjustable	Square/Radius /Drive	6	24
43885	43460	43441	Bed/Bath	—	Adjustable	Square/Radius /Drive	6	24
43890	43462	43442	Hall/Closet	—	Adjustable	Square/Radius /Drive	6	24
43880	43463	43443	Dummy	—	—	Square/Radius /Drive	6	24
43855	43452	43450	Combo - Entry & Single Cyl. Deadbolt KD	KW1	Adjustable	Square/Radius /Drive	3	12

RESIDENTIAL LOCKSETS

ULTRA SECURITY

The Smart Choice For Security & Style

PLUS

- Limited lifetime warranty
- Grade 3 • KW1
- Removable 5 Pin tumbler cylinder
- Reversible, non-handed
- Fits doors 1-3/8" to 1-3/4" thick
- Fits standard 2-1/8" installation hole
- High security 1" throws on deadbolts
- 6-way adjustable latch
- Display window box



Oil Rubbed Bronze / US10B

Satin Nickel / US15

GLADWYNE SERIES HANDLE SET



Exterior Deadbolt Style

Exterior Thumb Piece Style

Interior Hardware Style

VALLEY FORGE STYLE INTERIOR BALL KNOB

POLISHED BRASS / US3	SATIN NICKEL / US15	ANTIQUE BRASS / US5	OIL RUBBED BRONZE / US10B	FUNCTION / CYLINDER	INNER	MASTER
45030R1	45055	45031	45221	Entry & Single Cyl. Deadbolt KD	1	6

RESIDENTIAL LOCKSETS

- Limited lifetime warranty
- Grade 3 • KW1
- Removable 5 Pin tumbler cylinder
- Reversible, non-handed
- Fits doors 1-3/8" to 1-3/4" thick
- Fits standard 2-1/8" installation hole
- High security 1" throws on deadbolts
- 6-way adjustable latch
- Display window box



Antique Brass / US5

Oil Rubbed Bronze / US10B

Satin Nickel / US15



CHELTENHAM SERIES HANDLE SET



Exterior Deadbolt Style



Exterior Thumb Piece Style



Interior Hardware Style

POLISHED BRASS / US3	SATIN NICKEL / US15	OIL RUBBED BRONZE / US10B	ANTIQUE BRASS / US5	FUNCTION/CYLINDER	INNER	MASTER
45025	45045	45046	45035	Entry & Single Cyl. Deadbolt KD	1	6
45027	—	—	45028	Entry & Double Cyl. Deadbolt KD	1	6

VALLEY FORGE STYLE INTERIOR BALL KNOB

ULTRA SECURITY

The Smart Choice For Security & Style

PLUS

STURBRIDGE SERIES

- Limited lifetime warranty • Grade 3
- KW1 and SC1 • Removable 5 Pin tumbler cylinder
- Reversible, non-handed
- Fits doors 1-3/8" to 1-3/4" thick
- Fits standard 2-1/8" installation hole
- High security 1" throws on deadbolts



Brass
Oil Rubbed Bronze
Satin Nickel

POLISHED BRASS / US3	SATIN NICKEL / US15	OIL RUBBED BRONZE / US10B	FUNCTION	KEYWAY	LATCH BACKSET	LATCH FACEPLATE	INNER	MASTER
42018 ○	42020 ○	42023 ○	Entry KD	KW1	Adjustable	Square/Radius/Drive	6	24
43060 ○	—	—	Entry KD	SC1	Adjustable	Square/Radius/Drive	6	24
43061	42024 ○	42029 ○	Entry KA3	SC1	Adjustable	Square/Radius/Drive	6	24
43062	42025 ○	42030 ○	Bed/Bath	—	Adjustable	Square/Radius/Drive	6	24
43063	42026 ○	42031 ○	Hall/Closet	—	Adjustable	Square/Radius/Drive	6	24
—	42027 ○	42032 ○	Dummy	—	—	—	6	24
43064	42040 ○	42042 ○	Combo - Entry & Single Cyl. Deadbolt KD	—	Adjustable	Square/Radius/Drive	3	12
43048	—	—	Combo - Entry & Single Cyl. Deadbolt K3	—	Adjustable	Square/Radius/Drive	3	12

STURBRIDGE SERIES HANDLE SET

- Limited lifetime warranty
- Grade 3 • KW1
- Removable 5 Pin tumbler cylinder
- Reversible, non-handed
- Fits doors 1-3/8" to 1-3/4" thick
- Fits standard 2-1/8" installation hole
- High security 1" throws on deadbolts
- 6-way adjustable latch
- Display window box



Polished Brass / US3
Oil Rubbed Bronze / US10B
Satin Nickel / US15t



Exterior Deadbolt Style



Exterior Thumb Piece Style



Interior Hardware Style

POLISHED BRASS / US3	SATIN NICKEL / US15	OIL RUBBED BRONZE / US10B	FUNCTION/CYLINDER	INNER	MASTER
45090R1	45217	45209	Entry & Single Cyl. Deadbolt KD	1	6

RESIDENTIAL LOCKSETS


ULTRA SECURITY

The Smart Choice For Security & Style

PLUS

LEXINGTON SERIES

- Limited lifetime warranty
- Grade 3 • KW1 & SC1 Keyways • Removable 5 Pin tumbler cylinder
- Reversible, non-handed • Fits doors 1-3/8" to 1-3/4" thick
- Fits standard 2-1/8" installation hole • High security 1" throws on deadbolts



RESIDENTIAL LOCKSETS

POLISHED BRASS / US3	SATIN NICKEL / US15	OIL RUBBED BRONZE / US10B	FUNCTION	KEYWAY	LATCH BACKSET	LATCH FACEPLATE	INNER	MASTER
44658	44663	44670	Entry KD	KW1	Adjustable	Square/Radius	6	24
44568	44664	44672	Entry K3	SC1	Adjustable	Square/Radius	6	24
44659	44666	44673	Bed/Bath	—	Adjustable	Square/Radius	6	24
44660	44667	44674	Hall/Closet	—	Adjustable	Square/Radius	6	24
95726	95725	—	Combo - Entry & Single Cyl. Deadbolt KD	SC1	Adjustable	Square/Radius	6	24
44661	44668	44675	Dummy	—	Adjustable	Square/Radius	6	24

LEXINGTON SERIES HANDLE SET

- Limited lifetime warranty
- Grade 3 • KW1
- Removable 5 Pin tumbler cylinder
- Reversible, non-handed
- Fits doors 1-3/8" to 1-3/4" thick
- Fits standard 2-1/8" installation hole
- High security 1" throws on deadbolts
- 4-way snap on latch
- Display window box



Interior Hardware Style



Exterior Deadbolt Style



Exterior Thumb Piece Style

POLISHED BRASS / US3	SATIN NICKEL / US15	OIL RUBBED BRONZE / US10B	FUNCTION/CYLINDER	INNER	MASTER
42064	42065	42066	Entry & Single Cyl. Deadbolt KD	1	6



ULTRA SECURITY

The Smart Choice For Security & Style

PLUS

GETTYSBURG SERIES

- Limited lifetime warranty
- Grade 3
- KW1
- Removable 5 Pin tumbler cylinder
- Reversible, non-handed
- Fits doors 1-3/8" to 1-3/4" thick
- Fits standard 2-1/8" installation hole
- High security 1" throws on deadbolts



Antique Brass

Brass



Oil Rubbed Bronze

Satin Nickel

RESIDENTIAL LOCKSETS

POLISHED BRASS / US3	SATIN NICKEL / US15	ANTIQUÉ BRASS / US5	OIL RUBBED BRONZE / US10B	FUNCTION	KEYWAY	LATCH BACKSET	LATCH FACEPLATE	INNER	MASTER
44481	44483 ○	44590 ○	44553 ○	Entry KD	KW1	Adjustable	Square/Radius	6	24
44578	44557	44594	44558	Bed/Bath	—	Adjustable	Square/Radius	6	24
44582	44560	44596	44561	Hall/Closet	—	Adjustable	Square/Radius	6	24
44310R1	44563 ○	44595 ○	44564 ○	Dummy	—	Adjustable	Square/Radius	6	24
44550 ○	44544	—	—	Combo - Entry & Single Cyl. Deadbolt KD	KW1	Adjustable	Square/Radius	3	12

ULTRA SECURITY

The Smart Choice For Security & Style

PLUS

SCARBOROUGH SERIES

- Limited lifetime warranty
- Grade 3
- KW1
- Removable 5 Pin tumbler cylinder
- Reversible, non-handed
- Fits doors 1-3/8" to 1-3/4" thick
- Fits standard 2-1/8" installation hole



BRASS / US3	SATIN NICKEL / US15	FUNCTION	LATCH BACKSET	LATCH FACEPLATE	INNER	MASTER
44447 ○	44451	Entry KD	Adjustable	Square/Radius	6	24
44449 ○	44453	Bed/Bath	Adjustable	Square/Radius	6	24
44448 ○	44452	Hall/Closet	Adjustable	Square/Radius	6	24

RESIDENTIAL LOCKSETS

BRIARWOOD SERIES

- Limited lifetime warranty
- Grade 3
- KW1
- Removable 5 Pin tumbler cylinder
- Reversible, non-handed
- Fits doors 1-3/8" to 1-3/4" thick
- Fits standard 2-1/8" installation hole



BRASS / US3	SATIN NICKEL / US15	FUNCTION	LATCH BACKSET	LATCH BACKSET	INNER	MASTER
44406 ○	44384	Entry KD	Adjustable	Square/Radius	6	24
44407 ○	44383	Bed/Bath	Adjustable	Square/Radius	6	24
44408 ○	44382	Hall/Closet	Adjustable	Square/Radius	6	24

ULTRA SECURITY

The Smart Choice For Security & Style


ULTRA SECURITY SERIES

- 25 Year limited warranty
- Grade 3 • KW1 Keyways
- Removable 5 Pin tumbler cylinder
- Reversible, non-handed
- Fits doors 1-3/8" to 1-3/4" thick
- Fits standard 2-1/8" installation hole
- Adjustable to 2-3/8" to 2-3/4" Backset
- High security 1" throw on all deadbolts



Brass

Stainless Steel



POLISHED BRASS / US3	STAINLESS STEEL / US32	FUNCTION	KEYWAY	LATCH BACKSET	LATCH FACEPLATE	INNER	MASTER
43948	43980 ○	Entry KD	KW1	Adjustable	Square	6	24
43951	43981	Entry KA3	KW1	Adjustable	Square	6	24
43950	43939	Bed/Bath	—	Adjustable	Square	6	24
43949	43938	Hall/Closet	—	Adjustable	Square	6	24
43954	44298 ○	Combo - Entry & Single Cyl. Deadbolt KD	KW1	Adjustable	Square	3	12
43955 ○	—	Combo - Entry & Double Cyl. Deadbolt KD	KW1	Adjustable	Square	3	12

ULTRA SECURITY SERIES ROUND KNOB

- 25 Year limited warranty
- Grade 3 • KW1 Keyways
- Removable 5 Pin tumbler cylinder
- Reversible, non-handed
- Fits doors 1-3/8" to 1-3/4" thick
- Fits standard 2-1/8" installation hole
- Adjustable to 2-3/8" to 2-3/4" Backset
- High security 1" throw on all deadbolts



Brass

Stainless Steel

POLISHED BRASS / US3	STAINLESS STEEL / US32	FUNCTION	KEYWAY	LATCH BACKSET	LATCH FACEPLATE	INNER	MASTER
44100 ○	44105 ○	Entry KD	KW1	Adjustable	Square	6	24
44101 ○	44106 ○	Bed/Bath	—	Adjustable	Square	6	24
44102 ○	44107 ○	Hall/Closet	—	Adjustable	Square	6	24
44103 ○	44108 ○	Combo - Entry & Single Cyl. Deadbolt KD	KW1	Adjustable	Square	3	12

RESIDENTIAL LOCKSETS

ULTRA SECURITY

The Smart Choice For Security & Style



STANDARD DUTY DEADBOLTS / KW1



Brass
Adjustable Radius Latch



Antique Brass
Adjustable 6-Way Latch



Satin Nickel



Stainless Steel



Oil Rubbed Bronze

RESIDENTIAL LOCKSETS

POLISHED BRASS / US3	ANTIQUE BRASS / US5	SATIN NICKEL / US15	STAINLESS STEEL / US32	OIL RUBBED BRONZE / US10B	CYLINDER	KEYWAY	LATCH BACKSET	LATCH FACEPLATE	INNER	MASTER
43601	—	43623	—	43728 ○	Single KD	KW1	Adjustable	Radius	6	24
—	43613	—	—	—	Single KD	KW1	Adjustable	Square/ Radius/Drive	6	24
43616	—	—	—	—	Single K3	KW1	Adjustable	Radius	3	24
—	—	43611	—	—	Single K3	KW1	Adjustable	Square/ Radius/Drive	6	24
43699	—	—	—	—	Double KD	KW1	Adjustable	Radius	6	24
—	43713 ○	—	—	43729 ○	Double KD	KW1	Adjustable	Square/ Radius/Drive	6	24
43607	—	—	43608	—	Single MK	KW1	Adjustable	Radius	6	24
43747	—	—	—	—	Single KD	SC1	Adjustable	Radius	6	24
—	—	43745	—	43749 ○	Single K3	SC1	Adjustable	Square/ Radius/Drive	6	24
—	—	43753	—	43756	Double K3	SC1	Adjustable	Square/ Radius/Drive	6	24

ULTRA SECURITY

The Smart Choice For Security & Style



CONTEMPORARY STYLE DEADBOLTS / KW1



Brass



Stainless Steel



POLISHED BRASS / US3	STAINLESS STEEL / US32	CYLINDER	KEYWAY	LATCH	INNER	MASTER
43723	43731	Single K3	KW1	2-3/8"/Square	3	24
43724	43732	Double K3	KW1	2-3/8"/Square	3	24

ONE SIDED INTERIOR DEADBOLT

- Fits doors 1-3/8" to 1-3/4" thick: 1" throw

POLISHED BRASS / US3	LATCH BACKSET	INNER	MASTER
22111	2-3/8" Square	6	36



VESTIBULE

POLISHED BRASS / US3	STAINLESS STEEL / US32	KEYWAY	LATCH BACKSET	INNER	MASTER
1997	1997S	SC1	Adjustable/Square	6	24



LEVER VESTIBULE

SATIN CHROME	KEYWAY	LATCH BACKSET	INNER	MASTER
1997GLSS	SC1	Adjustable/Square	6	24



RESIDENTIAL LOCKSETS



KEYLESS DEADBOLT

- Fits standard 2-1/8" installation hole
- 2 Way adjustable backset
- Battery operated – 4 AA Alkaline or Lithium batteries (not included)

FEATURES & BENEFITS:

- Rolling code technology
- Easy Installation – only a phillips screwdriver needed
- Tarnish resistant finish
- 10 Easy to program and change codes capacity
- Emergency key override
- Illuminated key pad
- Security programmer code
- Audible/visual alarm
- Does not interfere with automobile or garage remotes



Interior

Exterior

**No Keys Required!
No Wiring Necessary
Replaces Existing Home Hardware
2 Remote Control Fobs Included**

RESIDENTIAL LOCKSETS

3 ACCESS OPTIONS



POLISHED BRASS / US3	ANTIQUE BRASS / US5	SATIN NICKEL / US15	CYLINDER	LATCH BACKSET	LATCH FACEPLATE	PACK	INNER	MASTER
43329	43328	43330	Single	2-Way Adjustable	Radius	Display Box	1	10

EXTRA REMOTE CONTROL

REMOTE/ FOB	FUNCTION	PACK	INNER	MASTER
43335	Remote Control	1/Clamshell	3	24

MORTISE LOCKSETS WITH DEADBOLT

- Full 1" throw deadbolt
- Latchbolt cannot retract unless unlocked

Double Cylinder with Rosette

- 2-1/2" backset, spacing 3-1/4"
- Fits all wood or metal doors
- Outside knob is locked by a button on the faceplate
- Reversible for left or right hand installation
- Replacement knob furnished with spindle and screws



CODE	KEYWAY	FINISH	PACK	INNER	MASTER
44630	SC1	Brass	Box	3	12

Single Cylinder with Escutcheon Plate

- Key outside operates both dead and latch bolts
- Solid brass faceplate: 1-1/16" x 7-5/8"
- Beveled escutcheon plates dimensions: outside: 2-3/4" x 10" insides: 2-1/4" x 7"
- Furnished with attached thru bolts for use on fire doors
- ASA strike • 2-1/2" Backset • 1/2" Latch throw



CODE	KEYWAY	FINISH	HANDED	KEYED	PACK	INNER	MASTER
P8888RAK	SE1	Brass	Right	Different	Box	1	12
P8888LAK	SE1	Brass	Left	Different	Box	1	12
9900LAK	SE1	Brass	Left	Different	Box	1	12
9900RAK	SE1	Brass	Right	Different	Box	1	12

Old Time Mortise Lock — Skeleton Key Operated (Bit Key)

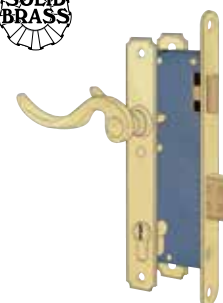
- Replaces most mortise interior door locks used in the early 1900's
- 2-1/4" Diameter round knobs; 2-1/4" W x 7" L Escutcheon plates
- Mortise case cutout 3-1/2"H x 3"D; Brass plated
- 3/8" Throw spring latch with 1/2" throw deadlock • Edge face plate 7/8" x 5-1/2"
- Standard 1/4" square spindle • Reversible for left or right hand application



CODE	TYPE	FINISH	KNOBS	PACK	INNER	MASTER
44609	Entry	Brass Plated	Brass	Clamshell	3	24
44610	Bed/Bath	Brass Plated	Steel	Clamshell	3	24
44621	Entry	Brass Plated	Glass	Clamshell	3	24
44622	Bed/Bath	Brass Plated	Glass	Clamshell	3	24
44615	Entry	Satin Nickel	Glass	Clamshell	3	24

NARROW STILE STORM DOOR LOCKSET

- Heavy duty • Forged solid brass
- Fits all doors from 1-3/8" to 1-7/8" thick • Narrow stile backset 1-3/4"
- Solid brass face plates 1-1/8" W x 8-1/4" H
- Solid brass lever 4-1/2" long
- Single unit assembly with reversible latch
- Key operated outside-turn knob operated inside
- Rekeyable 5 pin tumbler cylinder
- Double locking with spring latch & deadbolt
- 1-1/2" Posts internally threaded



CODE	KEYWAY	TYPE	FINISH	PACK	INNER	MASTER
44625	SC1	Complete	Brass	Box	1	10
44627	SC1	Body Only	Brass	Box	1	10

LIGHT COMMERCIAL

Cylindrical Ball Lockset

- Grade 3; SC4 •5 Pin solid brass cylinder
- Cylinder removable for rekeying
- Fits all wood or steel doors from 1-3/8" to 1-3/4" thick
- Internal mechanism heavy gauge cold rolled steel
- Positive push and turn button locking mechanism
- 3" Threaded rosette outside
- Panic-proof mechanism
- Concealed mounting screws
- All metal parts



Polished Brass



Stainless Steel

COMMERCIAL LOCKSETS

POLISHED BRASS / US3	STAINLESS STEEL / US32	FUNCTION	KEYWAY	BACKSET	INNER	MASTER
44124	44120	Entry KD	SC1	Adjustable Backset 2-3/8" to 2-3/4"	6	24
—	43825	Entry KD	SC1	Adjustable Backset 2-3/8" to 2-3/4"	6	24
—	44122	Entry K3	SC1	Adjustable Backset 2-3/8" to 2-3/4"	6	24
—	44128	Entry MK	SC1	Adjustable Backset 2-3/8" to 2-3/4"	6	24
44136	44132	Storeroom KD	SC1	Adjustable Backset 2-3/8" to 2-3/4"	6	24
—	44134	Storeroom KA	SC1	Adjustable Backset 2-3/8" to 2-3/4"	6	24
—	44140	Storeroom MK	SC1	Adjustable Backset 2-3/8" to 2-3/4"	6	24
44147	44143	Privacy	SC1	Adjustable Backset 2-3/8" to 2-3/4"	6	24
44149	44145	Passage	KW1	Adjustable Backset 2-3/8" to 2-3/4"	6	24

RE-KEYABLE: Will accept the following cylinders*: **SCHLAGE™, ARROW™, MARKS™, AWI™, LORI™, FALCON™, ASSA™, & most MEDECO™**

*The following registered trade name or trade mark is not owned, associated with or connected in any way with HBC Home & Hardware Products and is used herein for illustrative purposes only.

COMMERCIAL

Cylindrical Ball Lockset

- Heavy duty; Grade 2
- 6 Pin solid brass tumbler cylinder
- Cylinder removable for rekeying
- Fits wood or metal doors from 1-3/8" to 1-3/4" thick
- Sleeve collar latchbolt option for use on metal doors
- Cylindrical lock housing cold rolled steel mechanism
- Zinc dichromated for corrosion resistance
- Reinforced solid brass or stainless steel ball knobs
- Concealed mounting screws on 3" threaded roses
- Rosettes threaded inside & outside
- Standard 2-1/8" hole bore
- Deadlocking bolt with 1/2" throw
- Panic-proof mechanism
- Furnished with 1-1/8" face on latch strike and ASA strike for door jamb
- Meets ANSI Specifications



Polished Brass



Stainless Steel

POLISHED BRASS / US3	STAINLESS STEEL / US32	FUNCTION	KEYWAY	BACKSET	STRIKE	INNER	MASTER
44221	—	Entry KD	SC4	2-3/4"	ASA	6	24
44224	—	Storeroom KD	SC4	2-3/4"	ASA	6	24
44245	44247	Privacy	—	2-3/4"	ASA	6	24
44240	44242	Passage	—	2-3/4"	ASA	6	24
—	44236	Entry KD	SC4	2-3/4"	ASA	6	24
—	44226	Storeroom KD	SC4	2-3/4"	ASA	6	24


RE-KEYABLE: Will accept the following cylinders*: SCHLAGE™, ARROW™, MARKS™, AWI™, LORI™, FALCON™, ASSA™, & most MEDECO™

COMMERCIAL DEADBOLTS

- Heavy duty
- Grade 2; 6 Pin solid brass cylinder
- Cylinder removable for rekeying
- Fits wood or metal doors from 1-3/8" to 1-3/4" thick
- Heavy duty solid brass tubular construction with heavy gauge steel reinforced plates
- Full 1" throw; Heavy gauge strike plates and hardened steel core bar
- Tapered collar
- Oversize strike plate: 1-1/8" x 2-3/4"(43740 only)



Polished Brass



Stainless Steel

STAINLESS STEEL / US32	STAINLESS STEEL / US32	CYLINDER	LATCH	INNER	MASTER
43740	—	Single KD	Adjustable / Square	6	24
43755	—	Double KD	Adjustable / Square	6	12
—	43744	Single MK	Adjustable / Square	6	24



CYLINDRICAL LEVER LOCKSETS

- Heavy duty • Grade 2 • Conforms to Handicap Code ANSI A156.2 Series 4000
- Fits wood or metal doors from 1-3/8" to 1-3/4" thick
- Furnished with 1-1/8" strike plate • 50° Lever travel • Non-handed
- Separate spring mechanism for inside & outside lever prevents arm sag to hold in horizontal position
- Designed for barrier free application • 2" Clearance from lever to door surface
- Return of lever to 3/8" of the face of door • Fits the standard 161 door preparation 2-3/4" backset
- 2-1/8" bore • Easy installation • Suitable for new construction & retrofit
- Special reinforced removable studs prevent twisting or turning of lock rosettes
- UL Listed for "A" label (3 hours) single swing doors (4' x 8')
- Concealed screw mount; One step rosette; ASA strike plate



ANGLED LEVER



DULL CHROME / US26D	FUNCTION	BACKSET	STRIKE	INNER	MASTER
44248	Entry KD	2-3/4" Square	ASA	1	12
44249	Entry K3	2-3/4" Square	ASA	3	12
44253	Entry MK	2-3/4" Square	ASA	1	12
44257	Storeroom KD	2-3/4" Square	ASA	1	12
44259	Classroom KD	2-3/4" Square	ASA	6	12
44254	Privacy	2-3/4" Square	ASA	1	12
44255	Passage	2-3/4" Square	ASA	1	12



CURVED LEVER

DULL CHROME / US26D	FUNCTION	BACKSET	STRIKE	INNER	MASTER
44217	Entry KA	2-3/4" Square	ASA	1	12
44218	Privacy	2-3/4" Square	ASA	1	12

RE-KEYABLE: Will accept the following cylinders*: SCHLAGE™, ARROW™, MARKS™, AWI™, LORI™, FALCON™, ASSA™, & most MEDECO™

CLUTCH LEVER LOCKSETS

Patented free-wheeling design rotates lever up & down while lever set stays locked

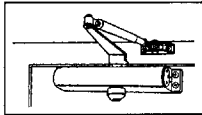


DULL CHROME / US26D	FUNCTION	BACKSET	STRIKE	INNER	MASTER
44273	Entry KD	2-3/4" Square	ASA	1	12
44276	Storeroom KA	2-3/4" Square	ASA	6	12

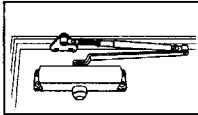
COMMERCIAL DOOR CLOSERS

- Universal application
- Non-handed for standard, top jamb or parallel arm installation
- Adjustable closing & latching speed by two separate regulating valves
- Rack and pinion mechanism contained in high tensile precision housing
- Surface mount installation

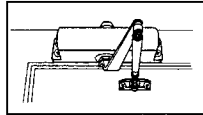
Standard Installation



Parallel Installation



Top Jamb Installation



CLOSER SIZE	# 1	# 2	# 3	# 4	# 5
DOOR WEIGHT	33-66 lbs	55-99 lbs	88-143 lbs	121-187 lbs	133-199 lbs

GRADE 1

9000 Series

- Meets ANSI 156.4 Grade 1 standards
- Heavy duty
- Rated for handicap entrance
- Adjustable spring power
- Standard adjustable-backcheck function
- Adjustable delayed action (DA) preset at the factory for approximately 20 seconds, between 70° and 120°
- Barrier free
- Reduced spring power for handicapped or elderly



Sized 1 thru 4
Factory Preset at 3

Conforms to ADA & ANSI Codes



UL Fire Rated 10C

CODE	SIZE	HOLE CENTERS	FINISH	PACK	INNER	MASTER
16142	#1 - #4	9-1/16" x 3/4"	Aluminum	Box	1	6
16144	#1 - #4	9-1/16" x 3/4"	Bronze	Box	1	6

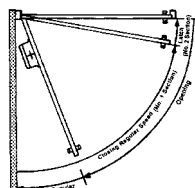
Recommended operating temperature is between -15° to +40° degrees Celsius, 5° to 104° degrees Fahrenheit; Can be used -20° to +50° degrees Celsius, -4° to 122° Fahrenheit but latching and closing speed should be readjusted

CROSS REFERENCE CHART

ULTRA	S.PARKER*	CAL ROYAL*	TELL*	LCN*	NORTON*	GLOBAL*	DOR.O. MATIC*	YALE*
9000 Series	900	300	600	430	1601	TC201	SC61	51BF

500BC Series

- Meets Grade 2 standards
- Triple valve
- UL listed
- Adjustable back check function 70° to 85° prevents striking wall
- Furnished with parallel arm bracket



CODE	SIZE	HOLE CENTERS	FINISH	PACK	INNER	MASTER
16146	#3	8-3/16" x 3/4"	Aluminum	Box	1	10
16147	#4	9-1/16" x 3/4"	Aluminum	Box	1	10
16148	#5	9-1/16" x 3/4"	Aluminum	Box	1	10

*The following registered trademark is not owned, associated with or connected in any way with HBC Home & Hardware Products and is used herein for illustrative purposes only.

RESIDENTIAL GRADE DOOR CLOSERS

- For metal and wood doors up to 150 lbs.
- Non-handed (for left and right swing doors)

Hydraulic Door Closer

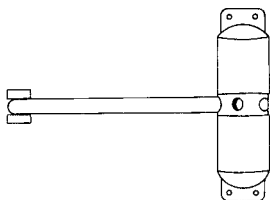
- Single valve back plate
- Aluminum die-cast body construction
- Standard top jamb
- Heavy duty color plastic casing
- Compact design
- Furnished with screws & instructions



CODE	SIZE	MAX. WIDTH	ARM	FINISH	PACK	INNER	MASTER
16114	#3	38"	Adjustable	Ivory	Clamshell	1	5
16115	#3	38"	Adjustable	Brown	Clamshell	1	5

Mini Door Closers

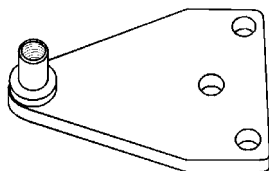
- Heavy duty zinc die cast housing construction
- Automatically closes the door
- Furnished with 3-1/4" x 7/8" roll plate to prevent damage to door
- Adjustable tension rod
- Main body fits on door jamb



CODE	FINISH	PACK	INNER	MASTER
15990	White	Clamshell	6	36
15995	Brown	Clamshell	6	36
15999	White	Box	12	48
15997	Brown	Box	12	48

Closer Bracket

- Parallel arm
- Fits most overhead hydraulic door closers
- Heavy gauge steel construction
- Fits all standard arm door closers
- For closer sizes #3 thru #5 500BC Series above

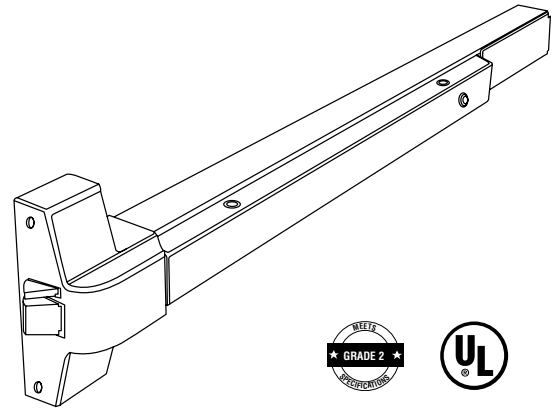


CODE	FINISH	PACK	INNER	MASTER
11010	Aluminum	Polybag	10	100

SURFACE MOUNT EXIT BARS

- ANSI 156.3 Grade 2
- Fits all doors from 30" to 36" in width
- 4-1/2" Minimum style
- Reversible for all function and trim hex key dog device
- Surface mount strike with extra shim
- Exterior trim not included
- Works with 02058 ball knob and 02059 lever

CODE	FINISH	FINISH	PACK	INNER	MASTER
02070	Wide head	Aluminum	Box	1	6



SURFACE MOUNT VERTICAL ROD EXIT DEVICES

- ANSI Grade 1
- Fits all doors from 1-1/2" up to 2" thick
- Surface mount non-handed panic bar
- Wide head touch bar-panic bar for hollow metal or flush wood doors
- Reversible for all functions & trims
- Surface mount strike with extra shim
- Release mechanism activated by simple touch with 8 lbs. of touch pressure
- Furnished with pullman latch top & bottom, with retraction hold in top latch
- Stainless steel latchbolt, top and bottom: 3/4" throw
- No dogging device
- Steel deadbolt; top: 1/2" throw
- Slant design eliminates open space gaps

Fire Rated Exit Devices

- Fire rated exit devices meet or exceed standards for "Fire Tests of Door Assemblies", UL10B (UL10B, NFPA 252, ASTM E-152)
- For use with swinging fire doors of the hollow metal, wood, wood composite and sheet metal
- For use on single and double swinging doors rated up to 1-1/2 hours
- Fits all doors from 36" to 42" wide & 84" high
- Outside cylinder sold separately
- Furnished with stainless steel sex bolts

CODE	FINISH	PACK	INNER	MASTER
02062	Satin Aluminum	Box	1	4

VERTICAL ROD DEVICES
With latching at the top & bottom of the door depressing the pushbar retracts both latches & allows the door to swing free. 53

Single Door with Vertical Device

Pair of Doors with Rim Device and Vertical Device

Pair of Doors with Two Vertical Devices

Latch retraction hold in the top. Retainer is released when it engages the strike.

Bottom sliding drop bolt, operates the hold and released by the top latch.

**Fire Rated Up To 1-1/2 Hours
For Use On Single & Double Doors**



SURFACE MOUNT EXIT BARS

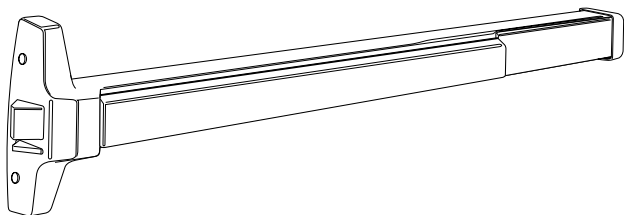
- Surface mount strike with extra shim
- Fits all doors from 1-1/2" up to 2" thick

- Slant design eliminates open space gaps
- Release mechanism activates at 8 lbs. of touch pressure
- No dogging device

Reversible Rim Fire Exit Device

- Fire exit hardware device designed for use with swinging fire doors of hollow metal and sheet metal
- Fits all doors from 36" up to 42" in width
- Suitable for all wood, steel, glass or aluminum doors
- Furnished with stainless steel sex bolts
- Outside cylinder sold separately

CODE	TYPE	BACK-SET	FINISH	PACK	IN-NER	MAS-TER
02054	Wide Head	2-3/4"	Duranodic Bronze	Box	1	6
02055	Wide Head	2-3/4"	Aluminum	Box	1	6



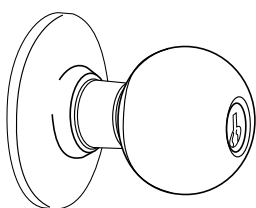
**Fire Rated Up To 1-1/2 Hours
For Use On Single & Double Doors**

COMMERCIAL DOOR HARDWARE

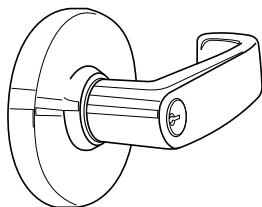
Entry For Wide Head Panic Bars

- Exit with key lock • SC-4 keyway
- UL listed for fire door assembly

CODE	TYPE	KEYED	FINISH	PACK	INNER	MASTER
02052	Knob	KD	Stainless Steel	Box	1	20
02053	Lever	KD	Stainless Steel	Box	1	20



02052

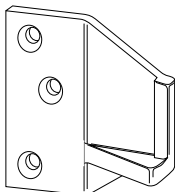


02053



Panic Bar Strike Double Door

- Size: 2-1/2" x 3-3/16" x 1/2"
- For use with double door with no mullion
- For use with code numbers 02054 & 02055 only



CODE	FINISH	PACK	INNER	MASTER
72062	Stainless Steel	Box	1	100

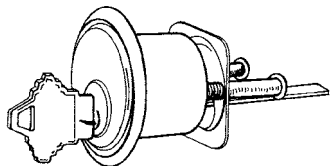
Panic Bar Components 02052, 02053 and 72062 are for use with surface mount exit bars 02054 and 02055 found above.

Replacement Cylinders

- Solid cast brass
- 5-Pin Tumbler Schlage Keyway SC-1
- 1-3/8" Diameter face plus trim ring
- Unlimited key changes
- Furnished with 2" calibrated spindle
- Reversible, adjustable construction

CODE	KEYED	FINISH	PACK	INNER	MASTER
17031	KA	Satin Chrome	Box	3	81

For codes 02047, 02056, 02054, 02055 above and 02062



SURFACE MOUNT EXIT BARS CONTINUED

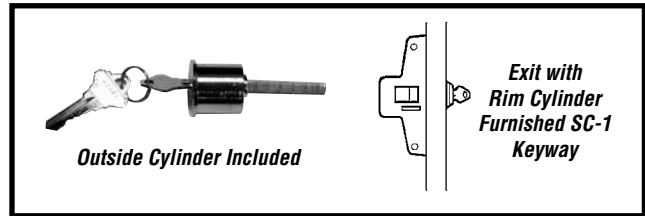
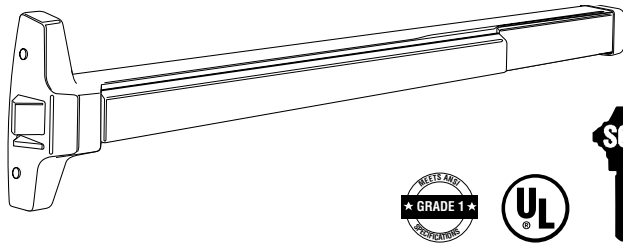
- ANSI grade
- Reversible for all functions & trims
- Surface mount strike with extra shim
- Fits all doors from 1-1/2" up to 2" thick
- Slant design eliminates open space gaps

- Hex key dogging device
- Surface mount non-handed reversible panic bar
- Release mechanism activates at 8 lbs. of touch pressure
- Suitable for all wood, steel, glass or aluminum doors

Reversible Rim 5-Pin Tumbler Cylinder Exit Device

- Fits all doors from 29" up to 42" in width
- Narrow head designed for all glass, metal & wood doors
- Wide head designed for hollow metal or flush wood doors
- Fits 1-1/4" narrow style aluminum & glass entry doors

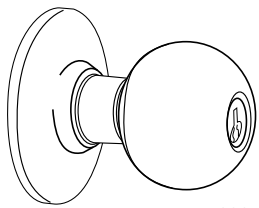
CODE	TYPE	FINISH	KEYED	PACK	INNER	MASTER
02047	Narrow Head	Aluminum	KD	Box	1	6
02056	Wide Head	Aluminum	KD	Box	1	6



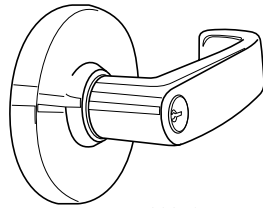
Entry For Wide Head Panic Bars

- Exit key lock SC-4 keyway
- Can be locked open

CODE	TYPE	KEYED	FINISH	PACK	INNER	MASTER
02058	Knob	KD	Stainless Steel	Box	1	20
02059	Lever	KD	Dull Chrome	Box	1	20



02058



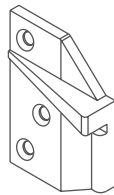
02059



Fits surface mount exit bars 02070 & 02071 pg. 35 and 02047 and 02056 (found above).

Panic Bar Strike Double Door

- Size: 2-1/2" x 3-3/16" x 5/8"
- For use with double door with no mullion
- For use with code numbers 02047 and 02056



CODE	FINISH	PACK	INNER	MASTER
72064	Stainless Steel	Box	1	100

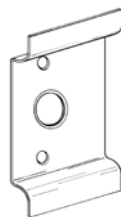
Panic Bar Component 72064 is for use with surface mount exit bars 02047 and 02056 (found above).

PANIC BAR PULL PLATE

Dimensions

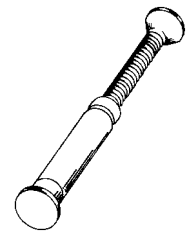
Cylinder diameter: 1-3/16"
 Back plate: 4-1/2"L x 3-1/2"W
 Hole centers: 3-9/16"
 Pull offset: 1"

- Furnished with outside cylinder hole
- Can be used with any rim cylinder
- For exterior application



SEX BOLTS

Sold in 8 piece sets: 4 male & 4 female

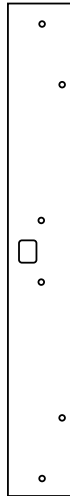


CODE	FINISH	PACK	INNER	MASTER
59099	Aluminum	Polybag	6	48

CODE	FINISH	INNER	MASTER
07040	Aluminum	10	200

JAMB BRACE REINFORCER

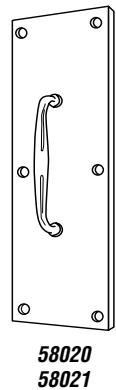
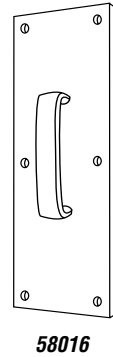
- Heavy duty theft deterrent system
- To be installed with grade 2 deadbolts
- Strengthens frame
- Concealed with interior door trim
- Fits all door types
- Furnished with strike plate screws



CODE	SIZE	PACK	INNER	MASTER
58170	Aluminum	Polybag	1	25

DOOR PUSH PLATES

- Weatherproof • Rustproof
- Residential or commercial doors
- Furnished with screws



CODE	SIZE	MATERIAL	PACK	INNER	MASTER
58060	3-1/2" x 15"	Solid Brass	Card	10	60
58030	3-1/2" x 15"	Aluminum	Card	10	100

CODE	MATERIAL	GRIP	FINISH	PACK	INNER	MASTER
58020	Solid Brass	6"	Brass	Card	5	30
58016	Aluminum	7"	Satin Anodized	Card	5	30

CRASH CHAIN

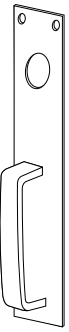
- Heavy duty commercial door
- 2 Rugged compression springs with cast mounting plates
- Grey vinyl cover • Furnished with screws



CODE	SIZE	PACK	INNER	MASTER
15850	30-1/2"	Box	5	40

PULL HANDLES

- 1-1/8" Cylinder hole
- Cylinder not included; 1" x 7-1/2"
- Solid aluminum pull
- 7" Hole centers
- Fits doors up to 2" thick
- Furnished with studs for thru bolts




CODE	MATERIAL	SIZE	FINISH	PACK	INNER	MASTER
59096	Aluminum	3-1/2" x 16"	Aluminum	Box	1	40

- Heavy duty
- Drilled and countersunk holes
- Overall size 3-1/2" x 15"
- Furnished with screws


JIMMY PROOF DEADLOCKS

- Jimmyproof lock with shutterguard
- Fits doors 1-1/4" to 2-1/4" thick
- Double cylinder features cylinders both inside and outside for extra protection on glass pane door
- Surface installation requires one 1-1/4" diameter hole
- Furnished with angle strike bracket

CODE	CYLINDER	FINISH	PACK	INNER	MASTER
44860	Single	Brass	Clamshell	5	20
44861 NEW	Single	Silver	Clamshell	5	20
44850	Double	Brass	Clamshell	5	20



Single




Double


RIM CYLINDER NIGHT LATCH

- For doors 1-3/8" to 2-1/2" thick
- Requires 1-1/4" diameter hole
- Surface installation, no mortising required
- Hold back bolt-stop button on 43300
- Key outside, turn knob inside
- Features exclusive deadlock
- Furnished with angle strike bracket

CODE	TYPE	KEYWAY	FINISH	PACK	INNER	MASTER
43300	Nightlatch	Y1	Brass	Clamshell	6	24
43310	Deadlatch	SE1	Brass	Clamshell	6	36



43300



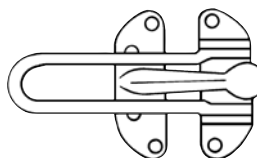
43310

DOOR GUARDS

- Heavy duty
- Allows for 4" maximum opening
- Furnished with screws



CODE	MATERIAL	FINISH	PACK	INNER	MASTER
29007	Zinc	Chrome/US26	Polybag	25	100
60892	Zinc	Brass US3	Card	5	50
29009	Zinc	Satin Nickel	Card	6	120
29017	Zinc	ORB	Card	6	120




CHAIN DOOR GUARD

Heavy Duty

- Furnished with self tapping screws


CODE	MATERIAL	FINISH	PACK	INNER	MASTER
29010	Steel	Brass/US3	Card	6	144
29012	Steel	Chrome/US26	Card	6	144



Light Duty

- Furnished with self tapping screws

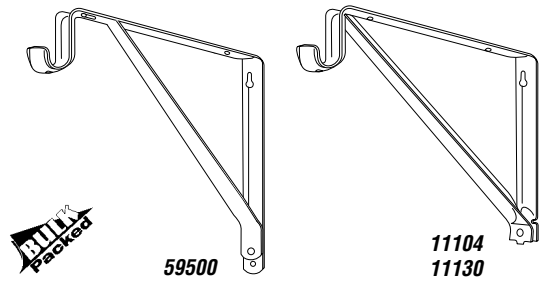
CODE	MATERIAL	FINISH	PACK	INNER	MASTER
29021	Steel	Satin Nickel/US15	Card	6	144
60891	Steel	Brass US3	Card	5	50
29020	Steel	Oil Rubbed	Polybag	20	100



CLOSET BRACKETS

- Combination shelf and rod
- Meets BHMA standard 125 lbs. on hook & 150 lbs. on shelf
- Holds rods up to 1-3/4" diameter
- 11" Projection from wall; One piece steel construction

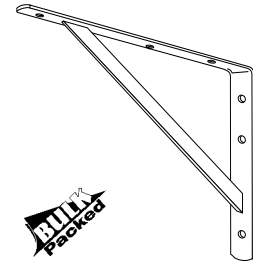
CODE	SIZE	FINISH	PACK	INNER	MASTER
59500	2-1/2"	Painted/White	UPC/Bulk	20	—
11104	2-1/2"	Powder Coat/White	UPC/Bulk	20	—
11130	3"	Powder Coat/White	UPC/Bulk	20	—



EXTRA HEAVY DUTY

- Holds up to 1000 pounds per pair

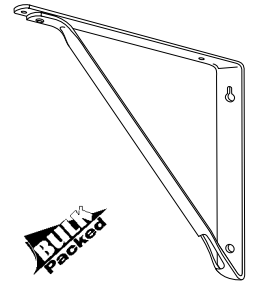
CODE	SIZE	FINISH	PACK	INNER	MASTER
11134	10-1/2" x 7-1/2"	White	UPC/Bulk	10	—
11136	16" x 11"	White	Bulk	10	—
11138	20" x 13"	White	Bulk	10	—



HEAVY DUTY

- Meets BHMA standard 150 lbs. on shelf
- 10" Projection from wall

CODE	SIZE	FINISH	PACK	INNER	MASTER
11132	10" Projection	White	Bulk	20	—



SHELF BRACKETS

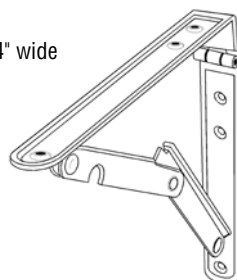
- Grey and white enamel finish
- Six staggered countersunk screw holes in each bracket
- One piece construction
- Heavy gauge .0354



CODE (GREY)	CODE (WHITE)	SIZE	REC. SAFE WORKING LOAD	PACK	INNER	MASTER
96115	96116	3" x 4"	40lbs	Bulk	20	200
96117	96118	4" x 5"	40lbs	Bulk	20	200
96119	96120	5" x 6"	45lbs	Bulk	20	200
96121	96122	6" x 8"	55lbs	Bulk	20	200
96123	96124	7" x 9"	55lbs	Bulk	20	100
96125	96126	8" x 10"	55lbs	Bulk	20	100
96111	96112	10" x 12"	65lbs	Bulk	20	60
96113	96114	12" x 14"	75lbs	Bulk	20	60

FOLDING SHELF BRACKETS

- For drop down shelves from 8" to 24" wide
- Automatic safety locking device
- Quick release folding mechanism
- Solid rivet construction
- Polybag furnished with screws
- Box w/o screws



CODE	SIZE	FINISH	PACK	INNER	MASTER
11030	8" x 8"	White	2/Polybag	3	48
11035	12" x 12"	White	2/Polybag	3	24
11040	16" x 16"	White	2/Polybag	3	12
11045	8" x 8"	Gray	2/Polybag	5	50
11050	12" x 12"	Gray	2/Polybag	5	25
11055	16" x 16"	Gray	2/Polybag	5	15

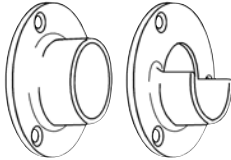
CLOSET POLE SOCKETS

- For poles or rods up to 1-3/8" O.D.
- 2-1/4" base diameter
- Single screw mounting
- Furnished with screws



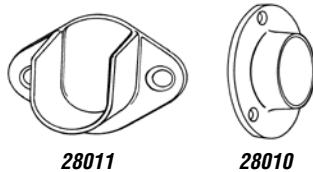
CODE	MATERIAL	FINISH	PACK	INNER	MASTER
69000	ABS	White	1Pr/Polybag	100	800

- For poles or rods up to 1-1/4" O.D.
- Dimensions: 1-11/32" flange
- One-full circle & one-half circle
- Furnished with screws



CODE	MATERIAL	FINISH	PACK	INNER	MASTER
68990	Zinc	White	1Pr/Polybag	12	60

- Standard profile
- 3 Hole installation
- Surface mount screw holes
- 7/8" deep
- Furnished with screws

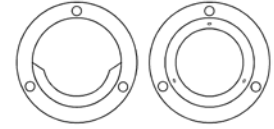


28011

28010


CODE	MATERIAL	TUBE DIA.	FINISH	PACK	INNER	MASTER
28020	Zinc	1-1/8"	Chrome	Polybag	12	120
28011	Zinc	1-5/16"	Chrome	Polybag	12	240
28010	Zinc	1-1/4"	Chrome	Polybag	12	240

- For poles or rods up to 1-9/32" O.D.
- 3 Hole installation
- Dimensions: 1-5/16" diameter
- One-full circle and one-half circle
- Furnished with screws



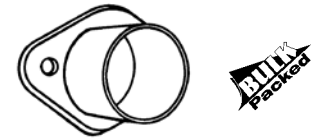
CODE	MATERIAL	FINISH	PACK	INNER	MASTER
69015	Steel	Chrome	1Pr/Polybag	100	—

- Unfinished; 1-7/16" Inside diameter
- 2-1/2" Outside diameter
- Furnished with screws



CODE	MATERIAL	FINISH	PACK	INNER	MASTER
69010	Wood	2-1/2"	1Pr/Polybag	12	60

- High profile
- 2-3/4" long
- 1-3/4" wide
- 1" deep
- 2 Surface mount installation screw holes



CODE	MATERIAL	TUBE DIA.	FINISH	PACK	INNER	MASTER
28005	Zinc	1-1/16"	Chrome	Bulk	12	240

CLOSET ORGANIZATION

CLOSET RODS


- Heavy gauge
- No sag construction
- Telescoping tubes
- Hook flanges
- 1" Outside diameter
- Furnished with screws



CODE	SIZE	FINISH	PACK	INNER	MASTER
64000	18" to 30"	Zinc	Polybag	10	—
64005	30" to 48"	Zinc	Polybag	10	—
64010	48" to 72"	Zinc	Polybag	10	—
64015	72" to 96"	Zinc	Polybag	10	—
64020	72" to 120"	Zinc	Polybag	10	—
64025	96" to 150"	Zinc	Polybag	10	—

ADJUSTABLE RODS

- Spring Tension
- Telescoping tubing
- Holds up to 33lbs. per rod
- Rubber end pads




CODE	O. D.	SIZE	FINISH	PACK	INNER	MASTER
64110	1"	36" – 63"	White	Shrink Wrapped	12	—
64115	1"	41" – 76"	White	Shrink Wrapped	12	—
64120	1"	36" – 63"	Chrome	Shrink Wrapped	12	—
64125	1"	41" – 76"	Chrome	Shrink Wrapped	12	—

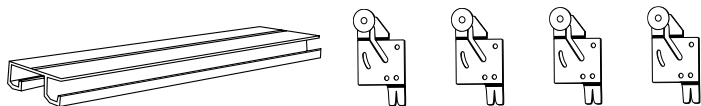
BY-PASS CLOSET DOOR TRACK & HARDWARE SET

Standard Duty Set

- For doors 3/4" – 1-3/8" thick
- For doors up to 50 lbs. ea.
- Hardware for 2 doors
- Contents: 1 Length of steel track, four nylon wheel hangers, 1 Nylon adjustable floor guide, 2 brass finger pulls



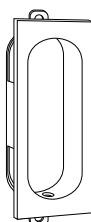
CODE	SIZE	PACK	INNER	MASTER
61206	48"	Shrink Wrapped	10	—
61207	60"	Shrink Wrapped	10	—
61208	72"	Shrink Wrapped	10	—
61209	96"	Shrink Wrapped	10	—



BY-PASS CLOSET DOOR COMPONENTS

Finger Pulls

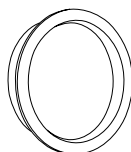
- Solid brass construction
- Pull handle stores flush when not in use
- Lifetime warranty
- Furnished with screws



PREMIUM FINISH

CODE	SIZE	FINISH	PACK	INNER	MASTER
60015	3-1/8" H x 1-5/16" W	Brass	Polybag	10	150
60018	3-1/8" H x 1-5/16" W	Satin Nickel	Polybag	10	150

- Stamped steel construction



PREMIUM FINISH

CODE	SIZE	FINISH	PACK	INNER	MASTER
60005	2-1/8" Dia.	Brass	Polybag	50	200
60026	2-1/8" Dia.	Dull Chrome	Polybag	50	200
60027	2-1/8" Dia.	Satin Nickel	Polybag	50	200
60030 NEW	2-1/8" Dia.	Oil Rubbed Bronze	Polybag	50	200

3/8" Deep



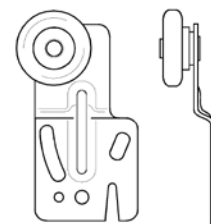
PREMIUM FINISH

CODE	SIZE	FINISH	PACK	INNER	MASTER
97155	3/4" Dia.	Zinc	Box	200	4000
60000	3/4" Dia.	Brass	Box	100	5000
60002	3/4" Dia.	Satin Nickel	Box	100	5000

SLIDING DOOR COMPONENTS

Sliding Door Track Hangers


- Adjustable; Reinforced plated steel
- Staggered screw hole location
- Smooth glide nylon rollers
- Replacement hanger fits most overhead tracks
- Furnished with screws



CODE	SIZE	ROLLER DIA.	ROLLERS	PACK	INNER	MASTER
31610	1/2"	7/8"	Plain	1Pr/ Polybag	12	288
31615	11/16"	7/8"	Plain	1Pr/ Polybag	100	—

SLIDING DOOR GUIDE

- Adjustable for door thicknesses
- For doors from 1-3/8" to 1-3/4" thick

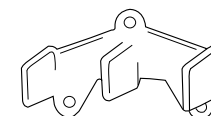


31597

31598

CODE	SIZE	PACK	INNER	MASTER
31597	.8" H x .9"-1.7" W x .7" D	Card	12	600
31598	.7" H x 1.55" W x .75" D	Card	12	600

- For 1-3/8" thick doors
- For two or four folding doors



CODE	SIZE	PACK	INNER	MASTER
31591	.75" H x 2.75" W x .75" D	Polybag	12	720

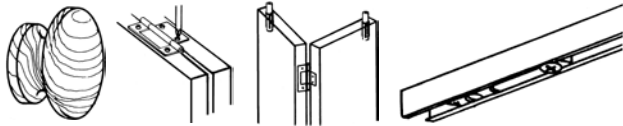
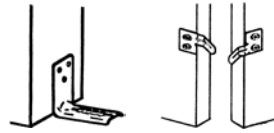
- For 1-3/8" thick doors
- Steel plate with nylon guides



CODE	SIZE	PACK	INNER	MASTER
31596	.75" H x 2.75" W x .75" D	Card	72	240

BI-FOLD DOOR TRACK & HARDWARE SET


- For doors 7/8" – 1-3/8" thick
- For doors up to 20 lbs. each
- Contents: hinges, pivots & guides, enameled steel guide track, heavy duty bracket, wood knob, aligners, spring loaded guide



CODE	SIZE	FINISH	PACK	INNER	MASTER
61202	24"/Sets	2	Display Box	5	—
61203	48"/Sets	4	Display Box	5	—
61204	60"/Sets	4	Display Box	5	—
61205	72"/Sets	4	Display Box	5	—

DOOR KNOB

- Unfinished wood knob
- Furnished with screw



CODE	SIZE	PACK	INNER	MASTER
41446	1-1/2" Dia.	1/Polybag	25	500

POCKET DOOR FRAME KIT

Standard Duty

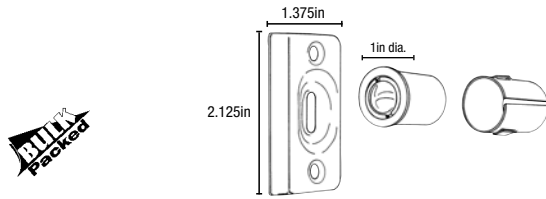
- For doors up to 3' wide and up to 6'8" high
- For doors 1-3/8" – 1-3/4" thick
- Jump-proof track and rollers
- Galvanized steel box track
- Real wood splint studs
- Steel encased for rigidity and to prevent fastener penetration into the pocket
- Ball bearing hangers
- Contents: 1 header assembly, 2 pair split studs, 2 heavy duty ball bearing hangers, 1 bumper stop, 1 pair door guides, 1 adjusting wrench, 2 door mounting plates, 1 bumper stop, 1 pair door guides, 1 adjusting wrench



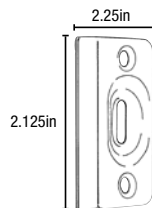
CODE	SIZE	PACK	INNER	MASTER
61215	125lbs.	Display Box	1	—

DRIVE-IN BULLET BALL CATCHES

- Adjustable tension ball
- Bullet catch: 3/4" size
- 7/8" Body diameter with fins 1-3/16" body length
- 1-3/8" x 2-1/8" Strike plate with square and radius corners
- Furnished with screws except 07005
- 1" Face with lip

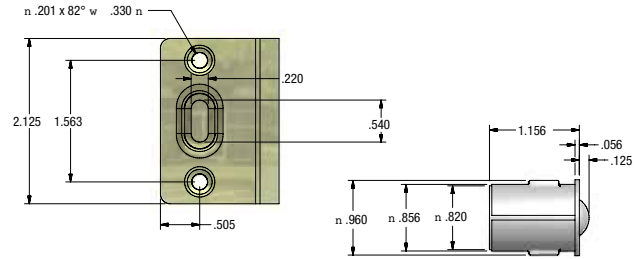


CODE	FINISH	PACK	INNER	MASTER
06981	Brass/US3	Polybag	50	200
61760	Brass/US3	Polybag, Bin Box	30	240
61763	Antique Brass/US5	Polybag, Bin Box	30	240
61765	Ant. Pewter/US17A	Polybag, Bin Box	30	240
61762	Oil Rubbed Bronze/US10B	Polybag, Bin Box	30	240
61764	Chrome/US26	Polybag, Bin Box	30	240
61761	Satin Nickel/US15	Polybag, Bin Box	30	240
61766	White	Polybag, Bin Box	30	240
07033	Dull Chrome/US26D	Bulk	100	300
07008	Brass/US3	Bulk	300	—
BULLET CATCH (ONLY)				
07005	Brass/US3	Bulk	300	—
STRIKE PLATES (ONLY) – 2.18" Length				
58090	Brass/US3	Polybag	50	500
58079	Oil Rubbed Bronze/US10B	Polybag	100	500
58071	Satin Nickel/US15	Polybag	100	500



STRIKE PLATES – 2.25" Length				
94313	Satin Nickel/US15	Polybag	100	500
94323	Oil Rubbed Bronze/US10B	Polybag	100	500

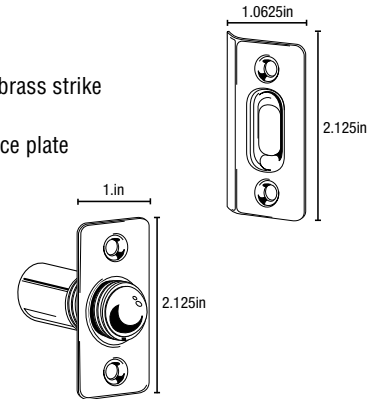
- Furnished with strike and nail



CODE	SIZE	FINISH	PACK	INNER	MASTER
99090	3/8"	Polished Brass	Bulk	144	3456
99091	3/8"	Polished Chrome	Bulk	144	3456
99108	3/8"	Dull Chrome	Bulk	144	3456
99088	3/8"	Oil Rubbed Bronze	Bulk	144	3456
99089	3/8"	Satin Nickel	Bulk	144	3456

BULLET CATCHES

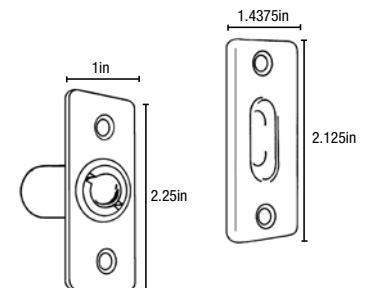
- Solid brass ball catch
- Brass insert and solid brass strike
- Radius corners
- Threaded adjustable face plate
- Furnished with screws



CODE	SIZE	FINISH	PACK	INNER	MASTER
07017	1"	Brass	Polybag	6	120

- Steel ball roller for positive tension application
- Radius corners
- Furnished with screws

PREMIUM FINISH



CODE	SIZE	FINISH	PACK	INNER	MASTER
06990	1"	Brass	Polybag w/UPC	50	300
06977	1"	Dull Chrome	Polybag w/UPC	50	300
06959	1"	Chrome	Polybag w/UPC	50	300

FOOT BOLTS

Heavy Duty

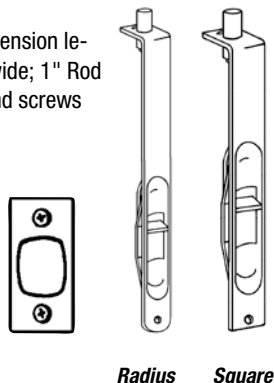
Designed for metal or wooden door; Spring motion for easy release; Foot release lever; Furnished w/ strike and screws



CODE	SIZE	FINISH	PACK	INNER	MASTER
60874	6"	Zinc	Card	5	50

MORTISE FLUSH LEVERS

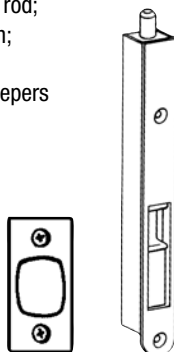
Mortise type with steel rod; Spring tension lever action; Face dimensions: 3/4" wide; 1" Rod projection; Furnished w/ keepers and screws



CODE (RADIUS)	CODE (SQUARE)	SIZE	FINISH	PACK	IN-NER	MASTER
06402	—	6	Brass	Polybag	6	240
—	06400	6"	Brass	Polybag	12	240
—	06405	6"	Antique Brass	Polybag	12	240
06411	06419	6"	Oil Rubbed Bronze	Polybag	6	240
06409	06403	6"	Satin Nickel	Polybag	12	240
06408	—	6"	Dull Chrome	Polybag	12	240

DOOR STOPS

Solid brass face plate, slide, strike and screws; Steel bolt and bolt case; Mortise type w/ steel rod; Closed side panels; Spring tension lever action; Face dimensions: 3/4" wide; 7/16" High; 5/8" Thick; 1-1/4" Rod projection; Furnished w/ keepers and screws



CODE	FINISH	PACK	INNER	MASTER
06425	Brass	Polybag	10	100
06431	Antique Brass	Polybag	10	120
06432	Oil Rubbed Bronze	Polybag	10	120
06426	Chrome	Polybag	10	100
06428	Dull Chrome	Polybag	10	100
06429	Satin Nickel	Polybag	10	100

STRIKES (ONLY)

CODE	FINISH	PACK	INNER	MASTER
58070	Brass	Polybag	100	1000
58072	Chrome	Polybag	100	1000
58074	Dull Chrome	Polybag	100	1000

EXTENSION BOLTS

Mortise flush bolt; Face size: 1" x 6-3/4" extruded brass; Solid brass throw 3/4"; Flattened 1/2" round bolt head w/ 1" x 2" brass guide; 12" Steel rod w/ 3/4" rod backset; Steel plated strike 15/16" x 2-1/4"; Furnished w/screws



CODE	SIZE	FINISH	PACK	INNER	MASTER
07025	12" Rod	Brass	Box	6	72
07026	12" Rod	Satin Chrome	Box	12	72



DOOR STOPS

Spring Door Stops

- Flexible • Cushion bumper tip
- 3" Projection



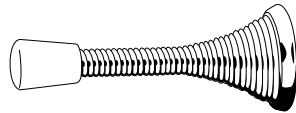
PREMIUM FINISH

CODE	FINISH	INNER	MASTER
61700	Brass/US3	50	750
61703	Antique Brass/US5	50	750
61702	Oil Rubbed Bronze/US10B	50	750
61701	Satin Nickel/US15	50	750
61705	Chrome/US26	50	750
61704	Antique Pewter/US17A	50	750
61706	White/USP	50	750

- Flexible • Cushion bumper tip
- Separate screw & base plate
- 3" projection • 70051 4" Projection



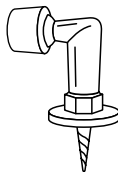
PREMIUM FINISH



CODE	FINISH	PACK	INNER	MASTER
70038	Brass/US3	Polybag	10	800
70044	Antique Brass/US5	Polybag	10	800
70032	Satin Nickel/US15	Polybag	100	1000
70051	Brass/US3	Polybag	100	1000
70033	Oil Rubbed Bronze/US10B	Polybag	100	1000
70010	Brass/US3	Bulk	100	1000
70050	Satin Nickel/US15	Bulk	50	750
70034	Antique Pewter/US17A	Bulk	50	750
70055	Chrome/US26	Bulk	50	750
70013	White/USP	Bulk	50	750

Rigid Door Stops

- Angle floor door stop • Hex base
- Zinc • Cushion bumper tip • 1" Projection



CODE	FINISH	PACK	INNER	MASTER
60842	Brass/US3	Bulk	200	—


- Extra heavy duty • Zinc Cushion bumper tip
- 3" Projection



PREMIUM FINISH

CODE	FINISH	PACK	INNER	MASTER
70012	Brass/US3	Polybag	50	400
70052	Satin Nickel/US15	Polybag	50	400

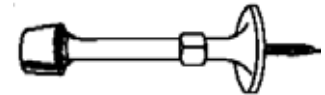
- Heavy duty • Hex base; Zinc
- Cushion bumper tip • 4" Projection



CODE	FINISH	PACK	INNER	MASTER
70006	Brass/US3	Polybag	25	600
70019	White/USP	Polybag	25	600
70035	Brass/US3	Polybag	10	600
70036	Dull Chrome/US26D	Polybag	10	600

- Hex base • Zinc
- Cushion bumper tip
- 3" Projection

PREMIUM FINISH

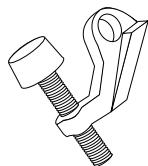


CODE	FINISH	PACK	INNER	MASTER
61710	Brass/US3	Polybag	50	750
61713	Antique Brass/US5	Polybag	50	750
61712	Oil Rubbed Bronze/US10B	Polybag	50	750
61711	Satin Nickel/US15	Polybag	50	750
61715	Antique Brass/US5	Polybag	50	750
61714	Chrome/US26	Polybag	50	750
61716	White/USP	Polybag	50	750
96351	Nickel/US14	Bulk	25	1000

DOOR STOPS

Door Saver

- Super strong alloy design
- Patented



PREMIUM FINISH

CODE	FINISH	PACK	INNER	MASTER
01212	Brass/US3	Polybag	50	500
01211	Antique Brass/US5	Polybag	50	500
01216	Oil Rubbed Bronze/US10B	Polybag	50	500
01214	Satin Nickel/US15	Polybag	50	500
01213	Chrome/US26	Polybag	50	500

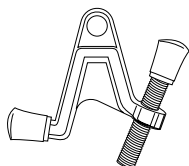
- Zinc die cast
- 4 Hole bracket
- Replaceable rubber tip (code 87005)
- Furnished with screws



CODE	SIZE	FINISH	PACK	INNER	MASTER
36008	4"	Brass/US3	Polybag	6	60
36006	4"	Chrome/US26	Polybag	6	60

Hinge Pin Door Stops

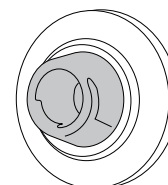
- Adjustable • Heavy duty
- Zinc • Cushion bumper tips



PREMIUM FINISH

CODE	FINISH	PACK	INNER	MASTER
70016	Brass/US3	Polybag	20	480
70049	Oil Rubbed Bronze/US10B	Polybag	20	480
70048	Satin Nickel/US15	Polybag	20	480
70053	Antique Pewter/US17A	Polybag	20	480
70020	White	Polybag	20	480

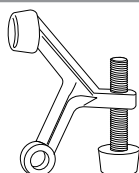
- Deluxe concave face
- Grey vinyl bumper
- Lacquered finish
- Furnished with anchor and screw



CODE	SIZE	FINISH	PACK	INNER	MASTER
71025	2-1/2" OD	Brass/US3	Polybag	12	192
71031	2-1/2" OD	Satin Nickel/US15	Polybag	12	192

DOOR HARDWARE

- Adjustable • Standard duty
- Zinc • Cushion bumper tip

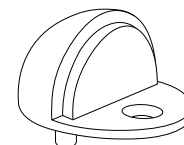


PREMIUM FINISH

CODE	FINISH	PACK	INNER	MASTER
61720	Brass/US3	Polybag	50	500
61723	Antique Brass/US5	Polybag	50	500
61722	Oil Rubbed Bronze/US10B	Polybag	50	500
61721	Satin Nickel/US15	Polybag	50	500
61725	Antique Pewter/US17A	Polybag	50	500
61726	White/USP	Polybag	50	500

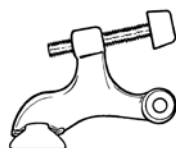
DOME DOOR STOPS

- Deluxe zinc
- Concealed screw mount
- Vinyl bumper
- Furnished w/ anchor and screw



CODE	SIZE	OFFSET	FINISH	PACK	INNER	MASTER
71035	1-3/4" OD	3/16"	Brass/US3	Polybag	12	240
71040	1-3/4" OD	3/16"	Satin Chrome/US26D	Polybag	12	240

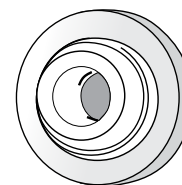
- Adjustable • Extra heavy duty
- Zinc • Cushion bumper tip



PREMIUM FINISH

CODE	FINISH	PACK	INNER	MASTER
70017	Brass/US3	Polybag	50	200
70054	Satin Nickel/US15	Polybag	50	200
70045	Oil Rubbed Bronze	Bulk	50	200

- Convex face
- Vinyl cushion
- Self stick adhesive backing
- Furnished with screws



CODE	SIZE	COLOR	PACK	INNER	MASTER
71044	2-1/8" OD	Clear	Card	12	240
71042	2-1/8" OD	Clear	Polybag	25	500
71043	2-1/8" OD	White	Polybag	25	500

DOOR KNOCKERS

Deluxe Solid Brass

- Solid brass door viewer
- Lacquered finish
- Furnished with thru bolts
- Overall size 3-3/4" x 7-1/4"
- With 160° viewer



CODE	FINISH	PACK	INNER	MASTER
43116	Satin Nickel/US15	Card	3	48

- Overall size 3-1/4" x 6-1/2"
- Without viewer



CODE	FINISH	PACK	INNER	MASTER
43211	Brass/US3	Card	6	60

- Overall size 3-1/4" x 6-1/2"
- With 160° viewer



CODE	FINISH	PACK	INNER	MASTER
43212	Brass/US3	Card	6	60
43217	Satin Nickel/US15	Clamshell	3	48

Zinc Die Cast

- Lacquered finish
- Engravable
- 1/2" Diameter plastic lens viewer where noted

Overall size 2-1/8" x 4-3/4"

- 43100 w/160° viewer
- 43103 w/o viewer
- 2" by 5/8" name plate



CODE	FINISH	PACK	INNER	MASTER
43100	Brass/US3	Card	12	120
43103	Brass/US3	Card	12	192

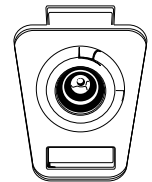
- Overall size 2-3/4" x 5-1/2"
- With 180° viewer
- Solid brass viewer



CODE	FINISH	PACK	INNER	MASTER
43231	Satin Nickel/US15	Card	12	120
43230	Brass/US3	Card	12	120
43235	Antique Brass/US5	Card	12	120
43201	Oil Rubbed Bronze/US10B	Polybag	12	120

Door Viewer

- Keystone shape



CODE	FINISH	PACK	INNER	MASTER
192SN	Satin Nickel/US15	Card	6	24
192	Brass/US3	Card	6	24

Door Knocker with Viewer

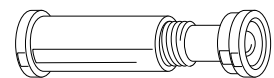
- Fit Any Standard Door From 1-1/8" to 2" Thick
- For Doors Between 1.25" - 2.0" Thick
- 160° Viewer



CODE	FINISH	PACK	INNER	MASTER
162SN	Satin Nickel/US15	Card	12	48
162	Brass/US3	Card	12	48

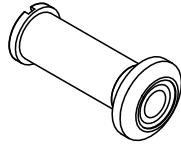
DOOR VIEWERS

- Plastic lens
- Fits doors 1-5/8" to 2-11/16" thick (42mm – 68mm)



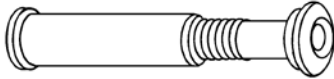
CODE	LENS ANGLE	INSTALLATION HOLE	FINISH	PACK	INNER	MASTER
94017	160°	1/2"	Brass/US3	Box	25	300

- Glass lens
- Fits doors 1-3/8" to 2" thick



CODE	LENS ANGLE	INSTALLATION HOLE	FINISH	PACK	INNER	MASTER
94047	160°	1/2"	Satin Nickel/US15	Box	12	600
94048	160°	1/2"	Brass/US3	Box	12	600
94049	160°	1/2"	Oil Rubbed Bronze/US10B	Box	12	600

- One-way door viewer
- Plastic lens
- Fits doors 1-3/8" to 2-1/4" thick



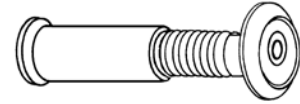
CODE	LENS ANGLE	INSTALLATION HOLE	FINISH	PACK	INNER	MASTER
94003	160°	1/2"	Brass/US3	Box	12	600
94016	160°	1/2"	Oil Rubbed Bronze/US10B	Box	5	600

- Solid brass
- Fire door application
- One glass and two resin lenses
- Adjusts for doors from 1-3/8" to 2"



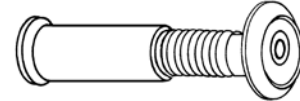
CODE	LENS ANGLE	HOLE DIA.	FIRE RATED	FINISH	PACK	INNER	MASTER
94014	200°	9/16"	20 min.	Brass/US3	Box	12	480
94031	160°	1/2"	20 min.	Satin Nickel/US15	Box	10	600
94047	160°	1/2"	90 min.	Satin Nickel / US15	Box	12	600
94049	160°	1/2"	90 min.	Oil Rubbed Bronze / US10B	Box	12	600
94051	160°	1/2"	90 min.	Satin Chrome / US26D	Box	12	600
94048	160°	1/2"	90 min.	Polished Brass / US3	Box	12	600
94050	160°	1/2"	90 min.	Antique Brass / US5	Box	12	600

- Solid brass
- One-way door viewer
- Viewer fits doors 1-3/8" to 2"
- One glass & two resin lenses



CODE	LENS ANGLE	INSTALLATION HOLE	FINISH	PACK	INNER	MASTER
94012	160°	1/2"	Satin Chrome/US26D	Box	12	600

- Plastic lens
- Viewer fits doors 1-1/2" to 2-1/4"



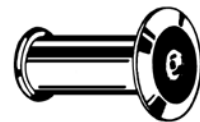
CODE	LENS ANGLE	INSTALLATION HOLE	FINISH	PACK	INNER	MASTER
94028	180°	1/2"	Brass/US3	Box	12	600
94006	180°	9/16"	Brass/US3	Box	12	600
94026	180°	9/16"	Oil Rubbed Bronze/US10B	Box	5	600
94001	180°	9/16"	Satin Nickel/US15	Box	12	600

- Plastic lens
- Adjusts for doors from 1-3/8" to 2-3/8"



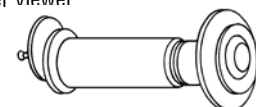
CODE	LENS ANGLE	INSTALLATION HOLE	FINISH	PACK	INNER	MASTER
94027	200°	5/8"	Brass/US3	Box	24	336

- Zinc
- Plastic lens
- Fits doors 1-1/2" to 2-1/4"



CODE	LENS ANGLE	INSTALLATION HOLE	FINISH	PACK	INNER	MASTER
94008	180°	9/16"	Brass/US3	Box	12	600
94027	180°	9/16"	Chrome/US26	Box	12	600

- Solid brass
- Glass lens
- Privacy plate
- 7/8" Diameter viewer
- Adjusts for doors from 1-3/8" to 2-3/8"



CODE	LENS ANGLE	INSTALLATION HOLE	FINISH	PACK	INNER	MASTER
94020	160°	7/8"	Brass/US3	Box	6	240

LETTER SLOTS

Screen & Storm Doors



- Push-in spring loaded flap
- Outside: 8-1/4" x 2-5/8"
- Inside: 6-1/4" x 1-1/2"
- Meets postal regulations
- Furnished w/ nuts & bolts

CODE	MATERIAL	FINISH	PACK	INNER	MASTER
67040	Aluminum	Anodized	Polybag	6	288
67045	Aluminum	White	Polybag	6	288
67050	Aluminum	Black	Polybag	6	288



- Full hinged spring loaded single gravity flap
- Outside: 3" x 10"
- Inside opening: 1-5/8" x 11-1/2"

CODE	MATERIAL	FINISH	PACK	INNER	MASTER
67107	Aluminum	Brass/US3	Box	5	25
67108	Aluminum	Satin	Box	5	25



- Spring loaded flap opening
- Outside: 3" x 10"
- Inside opening: 1-5/8" x 7-3/4"
- Polished brass finish
- Openings conform to postal regulations
- Furnished with matching inside trim plate and screws

CODE	MATERIAL	FINISH	PACK	INNER	MASTER
SINGLE FLAP: OUTSIDE					
67100	Steel	Brass/US3	Polybag	6	72
DOUBLE FLAP: INSIDE & OUTSIDE					
67105	Steel	Brass/US3	Polybag	6	48
67104	Steel	Brass/US3	Polybag	3	36



- Solid brass magazine slot
- Includes covered backplate
- Polybag pack without screws
- Card Pack with screws

CODE	SIZE	OPENING	FINISH	PACK	INNER	MASTER
67030	3-1/2" x 13"	2-1/2" x 11"	Brass/US3	Polybag	6	24



- Deluxe solid brass
- Fully hinged spring loaded single or double gravity flap
- Openings conform to postal regulations
- Furnished with screws

CODE	MATERIAL	FINISH	PACK	INNER	MASTER
3" X 10" OUTSIDE FLAP WITH INSIDE FRAME					
67022	Solid Brass	Brass/US3	Box	3	48
3" X 10" OUTSIDE & INSIDE FLAPS					
67023	Solid Brass	Brass/US3	Box	3	36
67024	Solid Brass	Antique Brass/US5	Box	3	45
67021	Solid Brass	Satin Nickel/US15	Box	3	48
2-7/8" X 8-3/4" OUTSIDE FLAP WITH INSIDE FRAME					
67029	Solid Brass	Brass/US3	Card	5	30
2-5/16" X 13" OUTSIDE FLAP WITH INSIDE FRAME					
67027	Solid Brass	Brass/US3	Box	3	24



DOOR SLEEVE



- Furnished with screws

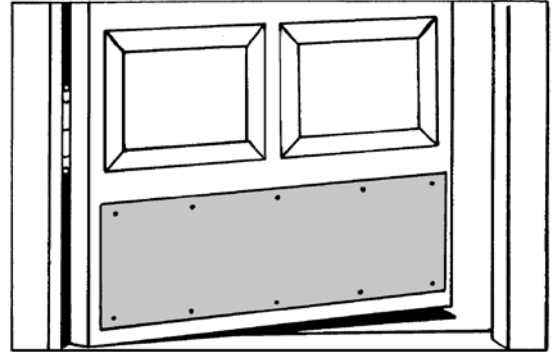
CODE	MATERIAL	SIZE	PACK	INNER	MASTER
67060	Stainless Steel	8-1/8" x 2"	Box	5	25
67062	Stainless Steel	11-3/8" x 2-5/8"	Box	5	25

KICKPLATES

- For commercial or residential door use
- Protection for all types of surfaces
- Heavy gauge .040 thick material
- Furnished with screws

Solid Brass

SIZE	BRASS/ US3	OIL RUBBED BRONZE/US10B	SATIN NICKEL/US15
6" x 34"	57835	—	57832
6" x 36"	57840	—	—
8" x 34"	57850	57854	—
8" x 36"	57855	—	—



Stainless Steel

SIZE	STAINLESS STEEL/US32	INNER
8" x 34"	57875	3

Aluminum

SIZE	SATIN ANODIZED*	GOLD ANODIZED*	PACK	INNER
6" x 30"	57867	57862	Polybag	3
6" x 32"	57800	—	Polybag	3
6" x 34"	57805	57860	Polybag	3
6" x 36"	57810	—	Polybag	3
8" x 30"	57813	—	Polybag	3
8" x 32"	57815	—	Polybag	3
8" x 34"	57820	57865	Polybag	3
8" x 36"	57825	—	Polybag	3

HOUSE NUMBERS

- Solid brass • Anti-tarnish lacquer finish
- Furnished with solid brass screws

PREMIUM FINISH



HOUSE #	SIZE	BRASS/US3	PACK	INNER	MASTER
0	4"	53000	Card	6	198
1	4"	53005	Card	6	198
2	4"	53010	Card	6	198
3	4"	53015	Card	6	198
4	4"	53020	Card	6	198
5	4"	53025	Card	6	198
6	4"	53030	Card	6	198
7	4"	53035	Card	6	198
8	4"	53040	Card	6	198
9	4"	53045	Card	6	198

HOUSE #	SIZE	SATIN NICKEL/US15	PACK	INNER	MASTER
0	4"	53130	Card	5	100
1	4"	53131	Card	5	100
2	4"	53132	Card	5	100
3	4"	53133	Card	5	100
4	4"	53134	Card	5	100
5	4"	53135	Card	5	100
6	4"	53136	Card	5	100
7	4"	53137	Card	5	100
8	4"	53138	Card	5	100
9	4"	53139	Card	5	100

- Zinc • Rustproof • Weatherproof
- Furnished with brass nails



HOUSE #	SIZE	BRASS PLATED/US3	PACK	INNER	MASTER
0	4"	52000	Card	12	600
1	4"	52005	Card	12	600
2	4"	52010	Card	12	600
3	4"	52015	Card	12	600
4	4"	52020	Card	12	600
5	4"	52025	Card	12	600
6	4"	52030	Card	12	600
7	4"	52035	Card	12	600
8	4"	52040	Card	12	600
9	4"	52045	Card	12	600

HOUSE #	SIZE	BLACK PAINTED	PACK	INNER	MASTER
0	4"	51900	Polybag	12	600
1	4"	51905	Polybag	12	600
2	4"	51910	Polybag	12	600
3	4"	51915	Polybag	12	600
4	4"	51920	Polybag	12	600
5	4"	51925	Polybag	12	600
6	4"	51930	Polybag	12	600
7	4"	51935	Polybag	12	600
8	4"	51940	Polybag	12	600
9	4"	51945	Polybag	12	600

WARDROBE HOOKS

- 1-1/2" Projection • 1-1/2" Wide
- Furnished with screws



CODE	MATERIAL	FINISH COLOR	PACK	INNER	MASTER
37004	Zinc	Brass/US3	Polybag	25	800
37099	Zinc	Satin Nickel/US15	Polybag	25	800
37108	Zinc	White	Polybag	25	800
37100	Zinc	Oil Rubbed Bronze/US10B	Polybag	25	800

- Heavy duty • Zinc
- 2-7/8" Projection
- Furnished with screws



CODE	FINISH	PACK	INNER	MASTER
37006	Brass/US3	Polybag	25	300
38056	Chrome/US26	Polybag	20	300

- 1-1/4" Projection • 2-1/4" Wide
- Furnished with screws

PREMIUM FINISH



CODE	MATERIAL	FINISH	PACK	INNER	MASTER
37066	Zinc	Brass/US3	Polybag	60	600
37068	Zinc	Satin Nickel/US15	Polybag	60	600
37067	Zinc	Chrome/US26	Polybag	60	600
37112	Zinc	Nickel/US15A	Polybag	10	250

- Light duty • Zinc
- 3" Projection
- Furnished with screws

PREMIUM FINISH



CODE	FINISH	PACK	INNER	MASTER
37055	Brass/US3	Polybag	60	360
37056	Brass/US3	Polybag	50	360
37057	Chrome/US26	Polybag	50	300

- Heavy duty • Zinc
- Projection: 37007 - 3-3/4", 37088 - 3-9/16"
- Furnished with screws

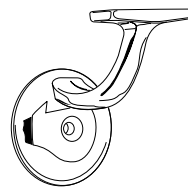


CODE	SIZE	FINISH	PACK	INNER	MASTER
37101	4-1/2" OD	Brass/US3	1/Card	5	50
37093	4-1/2" OD	Satin Nickel/US15	1/Card	5	50
37103	4-1/2" OD	Chrome/US26	1/Card	5	50
37102	4-1/2" OD	White	1/Card	5	50
37088	4-1/2" OD	Nickel/US15	Card	5	50

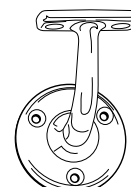
HAND RAIL BRACKETS - ONE PIECE

- 1 piece zinc construction
- For commercial or residential use
- Furnished with screws

CODE	HOLE	FINISH	PACK	INNER	MASTER
11022	One	Brass/US3	Polybag	10	100
11001	Three	Brass/US3	Polybag	10	240
11003	Three	Grey Enamel	Polybag	10	200
11004	Three	Polished Chrome/US26	Polybag	10	240
11007	Three	Dull Chrome/US26D	Polybag	10	240
11009	Three	Satin Nickel/US15	Polybag	10	240
11016	Three	Oil Rubbed	Polybag	10	240



2.65" Projection



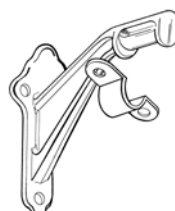
2.5" Projection

HAND RAIL BRACKETS

Heavy Duty

- 2-piece zinc construction
- Furnished with screws

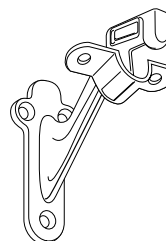
CODE	FINISH	PACK	INNER	MASTER
11037	Oil Rubbed Bronze/US10B	Card	5	50
11008	Brass/US3	Polybag	25	200
11011	Satin Nickel/US15	Polybag	25	200
11039	Oil Rubbed Bronze/US10B	Polybag	25	200



STANDARD DUTY

- 2-piece zinc construction
- Steel under side strap bracket
- Furnished with screws

CODE	FINISH	PACK	INNER	MASTER
61730	Brass/US3	Polybag	30	180
61733	Antique Brass/US5	Polybag	30	180
61735	Antique Pewter/US17A	Polybag	30	180
61732	Oil Rubbed Bronze/US10B	Polybag	30	180
61734	Chrome/US26	Polybag	30	180
61731	Satin Nickel/US15	Polybag	30	180
11018	Dull Chrome/US26D	Polybag	50	200
61736	White	Polybag	30	180



PREMIUM GRAB BARS

Concealed Screw 1-1/2"

- 18 Gauge Tubular • #304 Stainless Steel Material
- Concealed Surface Mount Application
- Includes 6ea # 10 x 2" (50.80mm) Stainless Steel Installation Screws
- Smooth Finish



CODE	SIZE - LENGTH	FINISH	INNER	MASTER
GRAB12	12" On-Center 15" Overall	Stainless Steel	4	12
GRAB18	18" On-Center 21" Overall	Stainless Steel	4	12
GRAB24	24" On-Center 27" Overall	Stainless Steel	4	12
GRAB30	30" On-Center 33" Overall	Stainless Steel	4	12
GRAB36	36" On-Center 39" Overall	Stainless Steel	4	12
GRAB42	42" On-Center 45" Overall	Stainless Steel	4	12
GRAB48	48" On-Center 51" Overall	Stainless Steel	4	12

EXPOSED SCREW 1- 1/2"

- 18 Gauge Tubular
- #304 Stainless Steel Material
- Includes 6ea # 10 x 2" (50.80mm) Stainless Steel Installation Screws
- Smooth Finish



CODE	SIZE - LENGTH	FINISH	INNER	MASTER
GRAB24E	24" On-Center 27" Overall	Stainless Steel	4	12
GRAB36E	36" On-Center 39" Overall	Stainless Steel	4	12

EXPOSED SCREW 1- 1/4" KNURLED

- Knurled • Chrome Plated Steel
- Includes 6 ea # 10 x 2" (50.80mm) Stainless Steel Installation Screws



CODE	SIZE	FINISH	INNER	MASTER
03050	16"	Chrome Plated Steel	3	30
03055	18"	Chrome Plated Steel	3	15
03060	24"	Chrome Plated Steel	3	15
03065	32"	Chrome Plated Steel	3	15
03070	36"	Chrome Plated Steel	3	15
03075	42"	Chrome Plated Steel	3	30
03080	48"	Chrome Plated Steel	3	12

THERMOPLASTIC SUPPORT BARS AND GRAB BAR

- 1-1/4" OD Super Strength Thermoplastic Cover
- Decorative Concealed Screw Flange
- M Bar Style



CODE	SIZE	FINISH	INNER	MASTER
03150	6" Tubing	White	1	-
99251	12", Complete Set	White	1	48
99252	16", Complete Set	White	1	32
99253	18", Complete Set	White	1	32
99255	24", Complete Set	White	1	24
99256	30", Complete Set	White	1	24
99259	36", Complete Set	White	1	18
99261	42", Complete Set	White	1	16
99263	48", Complete Set	White	15	180



03135




03140



CODE	SIZE	FINISH	INNER	MASTER
03135	End Bracket, Pair	White	-	12
03140	Center Supports, ea	White	-	12

CORNER GRAB BAR

- 18 Gauge Tubular
- #304 Stainless Steel Material
- Concealed Surface Mount Application
- Includes 3ea # 10 x 2" (50.80mm) Stainless Steel Installation Screws
- Smooth Finish



CODE	SIZE	FINISH	INNER	MASTER
98549	16" x 32"	Stainless Steel	-	1

STRAIGHT SHOWER BARS

- 1" O.D. Tubing
- Less Flanges, unless noted below




CODE	SIZE	FINISH	WALL	INNER	MASTER
0267	5" Aluminum	Polished	.025	25	box
98846	5" Aluminum	Polished	.025	5	box*
98642	5" Aluminum	Satin Nickel	.025	5	box*
98829	5" Stainless Steel	Satin Nickel	.012	5	box*
98643	5" Stainless Steel	Satin Nickel	.012	5	box*
98849	5" Stainless Steel	Chrome Plated w/Zinc Flange	.012	6	box
98641	5" Brass	Satin Nickel w/ Zinc Flange	-	6	box
98825	5" Plastic Cover	White	-	12	10*
0268	6" Aluminum	Polished	.025	25	box
98848	6" Aluminum	Polished	.025	5	box*

* Sold by the pack. Order number of packs you want. Example for 10 rods of # 98642, order 2.

SHOWER BAR FLANGES

Round with Screws



*Order the number of Bags you want

CODE	FINISH	# OF BAGS	INNER	MASTER
0284	Chromed Plated	1 Pair/Bag	50	500
0284X5	Chromed Plated	5 Pair/Bag	1	100*
98644	Satin Nickel	5 Pair/Bag	20	60*

Round Concealed Screws

• with Screws and Concealed Hardware



*Order the number of Bags you want

CODE	FINISH	# OF BAGS	INNER	MASTER
98680	Chromed Plated	5 Pair/Bag	5	60*
98645	Satin Nickel	5 Pair/Bag	5	60*

Jiffy Style

- Fit 1" O.D. Rods
- Chrome Plated Finish

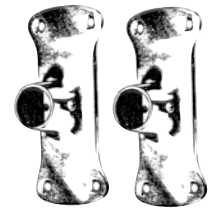
*Order the number of Bags you want



CODE	FINISH	# OF BAGS	INNER	MASTER
0283	Chromed Plated Plastic	Pair/Bag	5/50	250
98830	Chromed Plated Plastic	5 pair/Bag	1	72*
0281	Zinc Die Cast	Pair/Bag	5	100

Jumbo Style

- 1 Pair/Bag
- Chrome Plated Finish
- Die Cast



# 3382010	Bulk	pk. 10/100
-----------	------	------------

DRYER VENT HOODS

Wide Mouth Style

- UV Resistant Sturdy Plastic & Aluminum Pipe
- Shelf Display or Peghook
- Pest Guard and Opening



Flat Pack

# VHMMW	White	pk. 6
# VHMWB	Brown	pk. 6

3-Louver Style

- UV Resistant Sturdy Plastic & Aluminum Pipe
- Shelf Display or Peghook



Flat Pack

# VHLW	White	pk. 6
# VHLB	Brown	pk. 6

Universal Bird & Pest Guard

- UV Resistant Sturdy Plastic
- Fits All Brands



# PGW	White	PDQ Display	pk. 6
# PGB	Brown	PDQ Display	pk. 6

DRYER VENT HOSE

GlobalFlex™ Click-Quick

- Aluminum
- For Both Gas & Electric Dryers
- Fire Resistant



CODE	SIZE	LENGTH	MATERIAL	MASTER
# AVH48	4"	8 ft	Poly Sleeve	pk. 9
# AVH425	4"	25 ft	Color Box	pk. 12
# AVH450	4"	50 ft	Contractor Box with Color Label	pk. 6
# AVH38	3"	8 ft	Poly Sleeve	pk. 6

HBC Home & Hardware Products
324A Half Acre Road
Cranbury, NJ 08512
Change Service Requested

HBC HOME & HARDWARE PRODUCTS

324A Half Acre Road, Cranbury, NJ 08512

800.695.4827

PHONE

—

609.860.9991

FAX

—

www.hberger.com