

**EMTEK<sup>®</sup>**

**ASSA ABLOY**

2017

Trim for Swinging Patio Doors

**MULTI POINT LOCK TRIM**

PRICE BOOK



ASSA ABLOY, the global leader  
in door opening solutions





Polished Brass - Lifetime (US3)



Satin Brass (US4)



French Antique (US7)




Oil Rubbed Bronze (US10B)



Satin Nickel (US15)



Pewter (US15A)




Flat Black (US19)



Polished Chrome (US26)

**Bronze Patina** is a living finish that will gracefully age, revealing the underlying bronze over time. Because of this characteristic, no finish warranty is offered on bronze patina products.




Flat Black Bronze Patina (FB)



Medium Bronze Patina (MB)



Tumbled White Bronze (TWB)



Brushed Stainless Steel (SS)

**Unlacquered Brass (US3NL)** is a custom, made-to-order finish. It is available with an upcharge, per item and requires an additional 2-3 day lead time. This living finish will gracefully age and evolve in appearance over time. Because of this characteristic, no finish warranty is offered on unlacquered brass products.



Unlacquered Brass (US3NL)

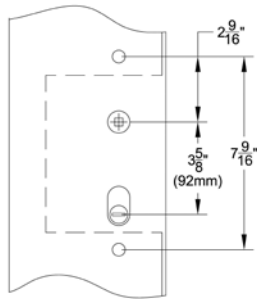
# EMTEK MULTI POINT LOCK TRIM FOR SWINGING PATIO DOORS

CHOOSE TRIMSETS FROM 7 DOOR & LOCK CONFIGURATIONS, AVAILABLE IN BOTH KEYED AND NON-KEYED FUNCTIONS

## >> To determine your Multi-Point Lock configuration:

- 1) Identify the manufacturer of your patio door and multi-point lock
- 2) Measure the center-to-center hole spacing between the lever and the cylinder
- 3) Check the lever position: is it above or below the cylinder?
- 4) Identify the type of cylinder used in the door: is it American or Euro Profile Cylinder?

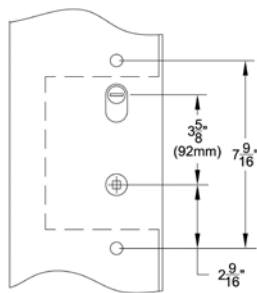
PAGE



### Door Configuration #1 ..... 8

American Cylinder Hub Below Handle, 3<sup>5</sup>/<sub>8</sub>" Center to Center

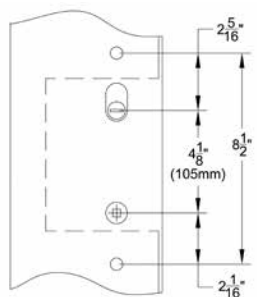
ref. Atrium®, G-U®, KML by Andersen®, Andersen®, Marvin Integrity®, Paddock Lockmaster™, Superior®



### Door Configuration #2 ..... 14

American Cylinder Hub Above Handle, 3<sup>5</sup>/<sub>8</sub>" Center to Center

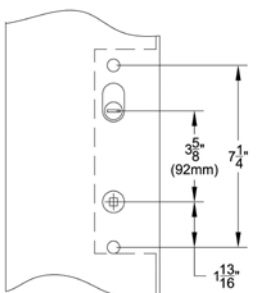
ref. BiltBest®, G-U®, Hurd® (Energy Saver), Andersen®



### Door Configuration #3 ..... 20

American Cylinder Hub Above Handle, 4<sup>1</sup>/<sub>8</sub>" Center to Center

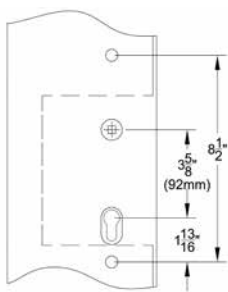
ref. Andersen®



### Door Configuration #4 ..... 26

American Cylinder Hub Above Handle, 3<sup>5</sup>/<sub>8</sub>" Center to Center

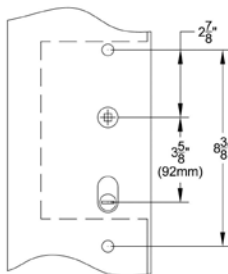
ref. Ashland®, G-U®, Caradco®, JELD-WEN®, Jeldwen® Custom Collection (formerly Pozzi®), Marvin®, PGT®, Premium Collection (formerly Norco®), Weathershield®



**Door Configuration #5** ..... 32

Euro Profile Cylinder Below Handle, 3 5/8" Center to Center

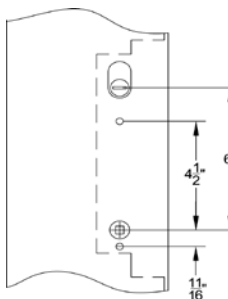
ref. Crestline®, Hoppe®, Hurd®, KFV®, Kolbe & Kolbe®, Lincoln®, Loewen®, Paddock Lockmaster™, Peachtree®, Semco®, Sierra Pacific®, Signature®, Simpson®, Therma-Tru®, Vetter®, Willmar®, Windsor®, Weathershield®



**Door Configuration #6** ..... 38

American Cylinder Hub Below Handle, 3 5/8" Center to Center

ref. Milgard®, Pella®



**Door Configuration #7** ..... 44

American Cylinder Hub Above Handle, 6" Center to Center

ref. Trillanium® (formerly W&F Manufacturing)

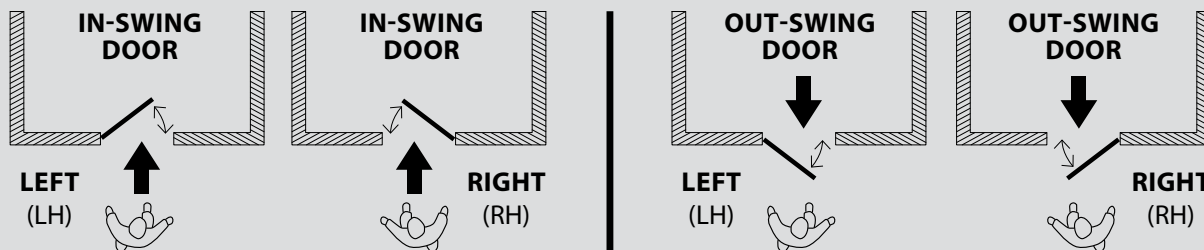
**Product Index** ..... 49

**Order Form** ..... 50

**Lifetime Limited Warranty** ..... 51

Determining handing for door hardware is different than determining handing for carpentry (ordering and hanging doors). If you follow the standard carpentry rules for handing door hardware, instead of following the diagram below, there is good chance you may end up with a lock that is handed incorrectly. Please refer to the diagram below and if you have any questions, call Customer Service at (800) 356-2741.

HANDING



**HANDING OF DOOR IS ALWAYS DETERMINED FROM THE OUTSIDE**

**Terms:**

Net 30 Days on established credit.

**Prices:**

Prices are subject to change without prior notice. All prices listed are in U.S. funds.

**Minimum Order:**

There is no minimum order quantity.

**Shipping:**

Emtek assembles all products to order in City of Industry, California. Orders typically ship within two business days. For shipments to customers located in the U.S. or Canada, Emtek ships freight prepaid via 3 day service. For shipments to customers located in Mexico, Emtek ships freight prepaid via UPS ground. For shipments to customers located outside of North America, Emtek ships freight prepaid to the U.S. location of the customer's freight forwarder via 3 day service.

If a reduced transit time is needed, shipments can be upgraded to 2nd Day Service or Next Day Service for a fee. Orders not shipping to the customer's place of business must ship via 2nd Day or Next Day Service, and additional charges will apply for shipments to a residential address. Emtek cannot use a customer's freight account for shipping charges.

**Returned Goods:**

For your convenience, dealers can now process returns directly from the Emtek website. Go to [www.emtek.com](http://www.emtek.com), click on "Dealer Site", and then select "Return Goods". Fill out the RGA form, and follow the link to generate a UPS call tag (terms and conditions apply – see the website for details). A completed RGA form must accompany all packages for returned goods. Returns can only be accepted from, and any refunds made to, the Emtek dealer who originally purchased the product being returned. All returned goods are subject to a minimum 25% handling charge.

**Living Finishes:**

Unlacquered Brass and Bronze Patina finishes will gracefully age and evolve in appearance over time. Because of this characteristic, no finish warranty is offered on these products.

**Technical Specifications and Door Thickness Reference****Manual:**

Available on the Emtek website. Select Resources and then Technical Specifications.

<http://emtek.com/technical-specifications.php>

**Minimum Advertised Price Policy**

**Effective February 6, 2017**

Emtek has determined that in order to better compete against existing competitors it must exercise a greater degree of control over the distribution of its products. Therefore, all sales of Emtek products will be subject to this Policy. This Policy has been unilaterally adopted and will be enforced strictly and uniformly.

Although resellers remain free to establish their own resale prices, to the extent that any customer elects to advertise products of Emtek in any manner, that is in print, in electronic media, on its website, etc., and provides price information for such products, that price information must be no less than List Price less 20%, this is the Minimum Advertised Price (MAP). Advertisements and offers to sell that do not include a particular price, but require further action that implies a price that is lower than the Minimum Advertised Price violate the MAP Policy. Examples of such unauthorized advertisements include "drop in cart" pricing, "add to cart" pricing, "click to see" pricing, and discount coupon pricing. Also prohibited are advertisements that indicate that discounts may be available when a customer takes specific action that goes beyond buying the product, such as "special price option" or "name your price."

To assure fair business practices, we will strictly enforce this policy. Violations of this MAP Policy will include termination of our business relationship with a customer. On the first offense there will be a written notice counseling any customer that disregards this policy. Any customer who violates the policy a second time, within one year of receiving a written notice of a first violation, will be terminated.

Emtek will not discuss any conditions of acceptance related to this Policy, as it is non-negotiable and will not be altered for any dealer. In addition, Emtek neither solicits, nor will it accept, any assurance of compliance with this Policy. Nothing in this Policy shall constitute an agreement between Emtek and any reseller that the reseller will comply with this Policy.




**Solid Brass**



\*\* Flat Black (US19) **NOT** available for Designer Levers.


**Brass Modern**



**Stainless Steel**



**Sandcast Bronze**



**Lost Wax Cast Bronze**



\* For Single Door Application Only.

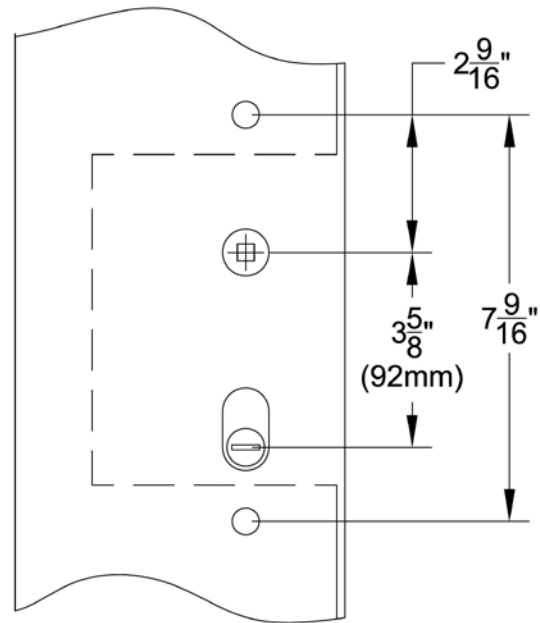
# DOOR CONFIGURATION

## #1

### American Cylinder Hub Below Handle 3<sup>5</sup>/<sub>8</sub>" Center to Center

ref. Atrium®, G-U®, KML by Andersen®, Andersen®  
Marvin Integrity®, Paddock Lockmaster™, Superior®

Each Multi Point Lock Trim now includes the Spring Assist function which returns the lever to the neutral position and eliminates sagging handles.



**Brass Concord**  
1<sup>1</sup>/<sub>2</sub>" x 11" Non-Keyed  
Rustic Levers



**Brass Concord**  
2" x 10" Keyed  
Cortina Levers

BRASS PLATES, CONCORD STYLE	Product Code	Lever Style (LH/RH)	Finish	List Price
<b>Sets with 1<sup>1</sup>/<sub>2</sub>" x 11" Plates</b>		<i>See Page 7 for Brass &amp; Modern Brass Lever Options.</i>	Polished Brass - Lifetime (US3) French Antique (US7) Oil Rubbed Bronze (US10B) Satin Nickel (US15) Pewter (US15A) Flat Black (US19) Polished Chrome (US26) <b>Unlacquered Brass (US3NL)*</b>	<b>\$194.00</b>
Keyed with American Cylinder (Schlage® Keyway standard, Weiser® Keyway optional, rekeyable)	1171			
Non-Keyed Passage	1172			
Non-Keyed American Style Thumbturn Inside	1173			
Non-Keyed Fixed Handle Outside, Operating Handle Inside	1174			
Dummy Pair	1175			
<b>Sets with 2" x 10" Plates</b>				
Keyed with American Cylinder (Schlage® Keyway standard, Weiser® Keyway optional, rekeyable)	1181			
Non-Keyed Passage	1182			
Non-Keyed American Style Thumbturn Inside	1183			
Non-Keyed Fixed Handle Outside, Operating Handle Inside	1184			
Dummy Pair	1185			

**\*Unlacquered Brass (US3NL)**  
finish available for a \$40 List Price  
upcharge per item.

#### Handing Required

- Key codes may be specified. Fits standard door thickness of 1<sup>3</sup>/<sub>4</sub>". Specify if thicker.
- Set includes plates, handles and cylinders (where applicable). Multi Point lock mechanism is not included.

#### Weiser®(WR5) Keyway

- Specify by adding "W" to the beginning of Product Code.
- No upcharge for cylinder substitution. Can be keyed into existing Weiser® system.





**Brass Modern**  
1 1/2" x 11" Non-Keyed  
Luzern Levers



**Brass Modern**  
2" x 10" Keyed  
Triton Levers

BRASS PLATES, MODERN STYLE	Product Code	Lever Style (LH/RH)	Finish	List Price
<b>Sets with 1 1/2" x 11" Plates</b>		<i>See Page 7 for Brass &amp; Modern Brass Lever Options.</i>	Satin Brass (US4) Oil Rubbed Bronze (US10B) Satin Nickel (US15) Flat Black (US19) Polished Chrome (US26) <b>Unlacquered Brass (US3NL)*</b>	<b>\$194.00</b>
Keyed with American Cylinder (Schlage® Keyway standard, Weiser® Keyway optional, rekeyable)	11A1			
Non-Keyed Passage	11A2			
Non-Keyed American Style Thumbturn Inside	11A3			
Non-Keyed Fixed Handle Outside, Operating Handle Inside	11A4			
Dummy Pair	11A5			
<b>Sets with 2" x 10" Plates</b>				
Keyed with American Cylinder (Schlage® Keyway standard, Weiser® Keyway optional, rekeyable)	11B1			
Non-Keyed Passage	11B2			
Non-Keyed American Style Thumbturn Inside	11B3			
Non-Keyed Fixed Handle Outside, Operating Handle Inside	11B4			
Dummy Pair	11B5			

**\*Unlacquered Brass (US3NL)** finish available for a \$40 List Price upcharge per item.



**Stainless Steel**  
1 1/2" x 11" Non-Keyed  
Athena Levers



**Stainless Steel**  
2" x 10" Keyed  
Dresden Levers

STAINLESS STEEL PLATES, MODERN STYLE	Product Code	Lever Style (LH/RH)	Finish	List Price
<b>Sets with 1 1/2" x 11" Plates</b>		<i>See Page 7 for Stainless Steel Lever Options.</i>	Stainless Steel (SS)	<b>\$204.00</b>
Keyed with American Cylinder (Schlage® Keyway standard, Weiser® Keyway optional, rekeyable)	11A1			
Non-Keyed Passage	11A2			
Non-Keyed American Style Thumbturn Inside	11A3			
Non-Keyed Fixed Handle Outside, Operating Handle Inside	11A4			
Dummy Pair	11A5			
<b>Sets with 2" x 10" Plates</b>				
Keyed with American Cylinder (Schlage® Keyway standard, Weiser® Keyway optional, rekeyable)	11B1			
Non-Keyed Passage	11B2			
Non-Keyed American Style Thumbturn Inside	11B3			
Non-Keyed Fixed Handle Outside, Operating Handle Inside	11B4			
Dummy Pair	11B5			

**Handing Required**

- Key codes may be specified. Fits standard door thickness of 1 3/4". Specify if thicker.
- Set includes plates, handles and cylinders (where applicable). Multi Point lock mechanism is not included.

**Weiser® (WR5) Keyway**

- Specify by adding "W" to the beginning of Product Code.
- No upcharge for cylinder substitution. Can be keyed into existing Weiser® system.


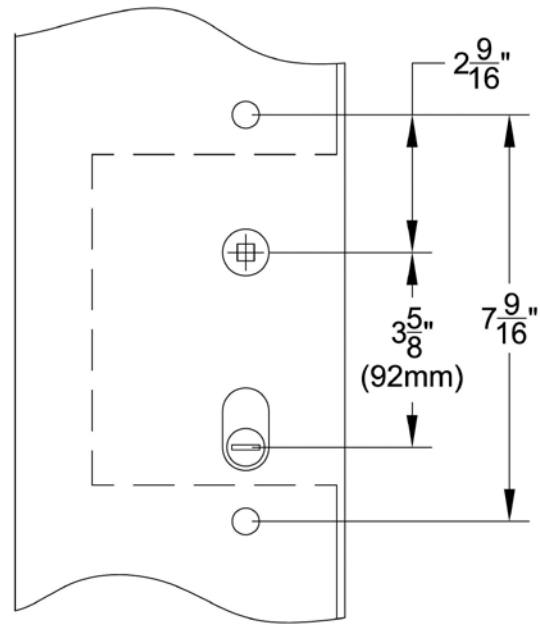
# DOOR CONFIGURATION

## #1

### American Cylinder Hub Below Handle 3<sup>5</sup>/<sub>8</sub>" Center to Center

ref. Atrium®, G-U®, KML by Andersen®, Andersen®  
Marvin Integrity®, Paddock Lockmaster™, Superior®

Each Multi Point Lock Trim now includes the Spring Assist function which returns the lever to the neutral position and eliminates sagging handles.



**Sandcast Arched**  
1<sup>1</sup>/<sub>2</sub>" x 11" Non-Keyed  
Cimarron Levers



**Sandcast Arched**  
2" x 10" Keyed  
Durango Levers


SANDCAST BRONZE PLATES, ARCHED STYLE	Product Code	Lever Style (LH/RH)	Finish	List Price
<b>Sets with 1<sup>1</sup>/<sub>2</sub>" x 11" Plates</b>		<i>See Page 7 for Sandcast Bronze Lever Options.</i>	Flat Black Bronze (FB) Medium Bronze (MB) Tumbled White Bronze (TWB)	<b>\$216.00</b>
Keyed with American Cylinder (Schlage® Keyway standard, Weiser® Keyway optional, rekeyable)	1111			
Non-Keyed Passage	1112			
Non-Keyed American Style Thumbturn Inside	1113			
Non-Keyed Fixed Handle Outside, Operating Handle Inside	1114			
Dummy Pair	1115			
<b>Sets with 2" x 10" Plates</b>				
Keyed with American Cylinder (Schlage® Keyway standard, Weiser® Keyway optional, rekeyable)	1121			
Non-Keyed Passage	1122			
Non-Keyed American Style Thumbturn Inside	1123			
Non-Keyed Fixed Handle Outside, Operating Handle Inside	1124			
Dummy Pair	1125			

#### Handing Required

- Key codes may be specified. Fits standard door thickness of 1<sup>3</sup>/<sub>4</sub>". Specify if thicker.
- Set includes plates, handles and cylinders (where applicable). Multi Point lock mechanism is not included.

#### Weiser®(WR5) Keyway

- Specify by adding "W" to the beginning of Product Code.
- No upcharge for cylinder substitution. Can be keyed into existing Weiser® system.



SANDCAST BRONZE PLATES, RECTANGULAR STYLE	Product Code	Lever Style (LH/RH)	Finish	List Price
<b>Sets with 1 1/2" x 11" Plates</b>		<i>See Page 7 for Sandcast Bronze Lever Options.</i>	Flat Black Bronze (FB) Medium Bronze (MB) Tumbled White Bronze (TWB)	<b>\$216.00</b>
Keyed with American Cylinder (Schlage® Keyway standard, Weiser® Keyway optional, rekeyable)	1151			
Non-Keyed Passage	1152			
Non-Keyed American Style Thumbturn Inside	1153			
Non-Keyed Fixed Handle Outside, Operating Handle Inside	1154			
Dummy Pair	1155			
<b>Sets with 2" x 10" Plates</b>				
Keyed with American Cylinder (Schlage® Keyway standard, Weiser® Keyway optional, rekeyable)	1161			
Non-Keyed Passage	1162			
Non-Keyed American Style Thumbturn Inside	1163			
Non-Keyed Fixed Handle Outside, Operating Handle Inside	1164			
Dummy Pair	1165			



LOST WAX CAST BRONZE PLATES, TUSCANY STYLE	Product Code	Lever Style (LH/RH)	Finish	List Price
<b>Sets with 1 1/2" x 11" Plates</b>		<i>See Page 7 for Lost Wax Cast Bronze Lever Options.</i>	Flat Black Bronze (FB) Medium Bronze (MB)	<b>\$216.00</b>
Keyed with American Cylinder (Schlage® Keyway standard, Weiser® Keyway optional, rekeyable)	1131			
Non-Keyed Passage	1132			
Non-Keyed American Style Thumbturn Inside	1133			
Non-Keyed Fixed Handle Outside, Operating Handle Inside	1134			
Dummy Pair	1135			
<b>Sets with 2" x 10" Plates</b>				
Keyed with American Cylinder (Schlage® Keyway standard, Weiser® Keyway optional, rekeyable)	1141			
Non-Keyed Passage	1142			
Non-Keyed American Style Thumbturn Inside	1143			
Non-Keyed Fixed Handle Outside, Operating Handle Inside	1144			
Dummy Pair	1145			

**Handing Required**

- Key codes may be specified. Fits standard door thickness of 1 3/4". Specify if thicker.
- Set includes plates, handles and cylinders (where applicable). Multi Point lock mechanism is not included.

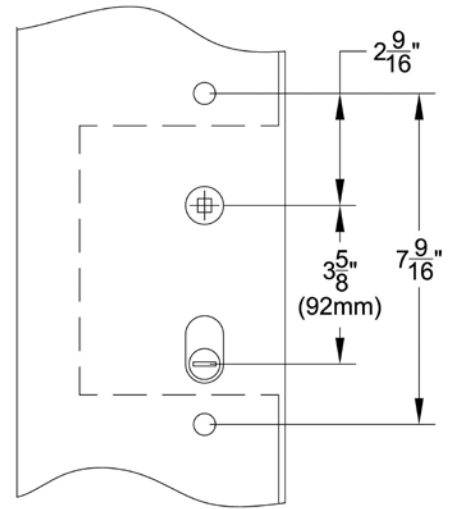

**Weiser® (WRS) Keyway**

- Specify by adding "W" to the beginning of Product Code.
- No upcharge for cylinder substitution. Can be keyed into existing Weiser® system.

# DOOR CONFIGURATION #1

Specification Sheet for Components and Door Thickness

## American Cylinder Below Handle 3 5/8" Center to Center



### Keyed Plates with American Cylinder Includes non-keyed thumbturn inside

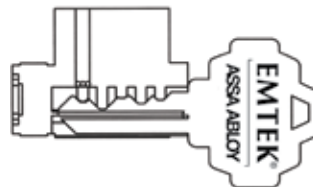
Standard Door Thickness: from 1 5/8" to 2"	Extended Door Thickness: Over 2" to 2 3/4"
<p>Standard Components:</p> <ul style="list-style-type: none"> <li>• Single Cylinder Tailpiece</li> <li>• 3 3/4" Steel Spindle</li> <li>• 2" Rosette Screws</li> <li>• 1 1/2" Rosette Screws for 1 5/8" thick door</li> </ul>	<p>Extended Components:</p> <ul style="list-style-type: none"> <li>• Long Single Cylinder Tailpiece</li> <li>• 4 1/2" Steel Spindle</li> <li>• 2 1/2" Rosette Screws</li> <li>• 2" Rosette Screws for 2" - 2 1/8" thick door</li> </ul>

### Non-Keyed Plates Includes non-keyed passage, fixed handle out/operating handle in, and dummy (uses screws only)

Standard Door Thickness: from 1 5/8" to 2"	Extended Door Thickness: Over 2" to 2 3/4"
<p>Standard Components:</p> <ul style="list-style-type: none"> <li>• Thumbturn Tailpiece</li> <li>• 3 3/4" Steel Spindle (half-spindle for fixed handle out/operating handle in)</li> <li>• 2" Rosette Screws</li> <li>• 1 1/2" Rosette Screws for 1 5/8" thick door</li> </ul>	<p>Extended Components:</p> <ul style="list-style-type: none"> <li>• Long Thumbturn Tailpiece</li> <li>• 4 1/2" Steel Spindle (half-spindle for fixed handle out/operating handle in)</li> <li>• 2 1/2" Rosette Screws</li> <li>• 2" Rosette Screws for 2" - 2 1/8" thick door</li> </ul>

## CONSTRUCTION KEYING

- Lost ball system.
- Last four pin locations drilled for lost ball application.
- Master key pins used for code variability.
- Construction keys and owner keys sent separately.
- Order by indicating "Construction Keyed, House #\_" next to applicable locks.



- Construction devices used on one or more of last four positions.



- Dimples drilled in plug in this position.

### Charge for Construction Keying - \$3.00 (NET)

- Locks that are both construction keyed and keyed alike in a house group will be charged a total of \$5.00 (NET) per cylinder.

### Charge for Re-Keying - \$2.00 (NET) per Cylinder

- Locks that are keyed to code or keyed alike in a house group will be charged \$2.00 (NET) per cylinder.

### Keying to Code

- Order by indicating "Key Code XXXXX" next to applicable locks.

### Keying Alike

- Order by indicating "Keyed Alike" next to applicable locks if only one keyed alike group is wanted.
- If ordering multiple groups (houses) indicate "Keyed Alike House #\_" next to applicable locks.

Set includes plates, handles and cylinders (where applicable). Multi Point lock mechanism is not included.

Atrium®, G-U®, KML by Andersen®, Andersen®, Marvin Integrity®, Paddock Lockmaster™, Superior®

<b>Keyed with American Cylinder</b> (for Active Door, Schlage® Keyway Standard, Weiser® Keyway Optional, Rekeyable)	
<p>1 ½" x 11" Plates, Product Codes 1111, 1131, 1151, 1171, 11A1</p>	<p>2" x 10" Plates, Product Codes 1121, 1141, 1161, 1181, 11B1</p>
<b>Non-Keyed, Passage</b> (for Semi-Active Door)	
<p>1 ½" x 11" Plates, Product Codes 1112, 1132, 1152, 1172, 11A2</p>	<p>2" x 10" Plates, Product Codes 1122, 1142, 1162, 1182, 11B2</p>
<b>Non-Keyed, American Style Thumbturn Inside</b> (for Active Door)	
<p>1 ½" x 11" Plates, Product Codes 1113, 1133, 1153, 1173, 11A3</p>	<p>2" x 10" Plates, Product Codes 1123, 1143, 1163, 1183, 11B3</p>
<b>Non-Keyed, Fixed Handle Outside, Operating Handle Inside</b> (for Semi-Active Door)	
<p>1 ½" x 11" Plates, Product Codes 1114, 1134, 1154, 1174, 11A4</p> <p>Fixed</p>	<p>2" x 10" Plates, Product Codes 1124, 1144, 1164, 1184, 11B4</p> <p>Fixed</p>
<b>Dummy Pair</b> (for Non-Active Door)	
<p>1 ½" x 11" Plates, Product Codes 1115, 1135, 1155, 1175, 11A5</p> <p>Fixed</p> <p>Fixed</p>	<p>2" x 10" Plates, Product Codes 1125, 1145, 1165, 1185, 11B5</p> <p>Fixed</p> <p>Fixed</p>

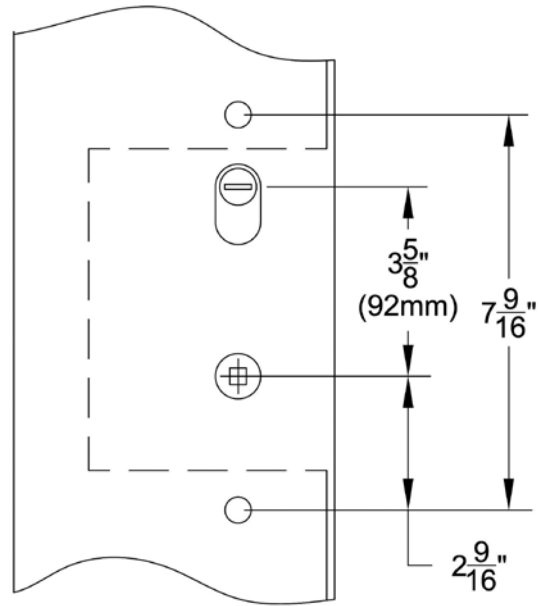
# DOOR CONFIGURATION

## #2


### American Cylinder Hub Above Handle 3<sup>5</sup>/<sub>8</sub>" Center to Center

ref. BiltBest®, G-U®, Hurd® (Energy Saver), Andersen®

Each Multi Point Lock Trim now includes the Spring Assist function which returns the lever to the neutral position and eliminates sagging handles.



**Brass Concord**  
1 1/2" x 11" Non-Keyed  
Turino Levers



**Brass Concord**  
2" x 10" Non-Keyed  
Santa Fe Levers

BRASS PLATES, CONCORD STYLE	Product Code	Lever Style (LH/RH)	Finish	List Price
<b>Sets with 1 1/2" x 11" Plates</b>		<i>See Page 7 for Brass &amp; Modern Brass Lever Options.</i>	Polished Brass - Lifetime (US3) French Antique (US7) Oil Rubbed Bronze (US10B) Satin Nickel (US15) Pewter (US15A) Flat Black (US19) Polished Chrome (US26) <b>Unlacquered Brass (US3NL)*</b>	<b>\$194.00</b>
Keyed with American Cylinder (Schlage® Keyway standard, Weiser® Keyway optional, rekeyable)	1271			
Non-Keyed Passage	1272			
Non-Keyed American Style Thumbturn Inside	1273			
Non-Keyed Fixed Handle Outside, Operating Handle Inside	1274			
Dummy Pair	1275			
<b>Sets with 2" x 10" Plates</b>				
Keyed with American Cylinder (Schlage® Keyway standard, Weiser® Keyway optional, rekeyable)	1281			
Non-Keyed Passage	1282			
Non-Keyed American Style Thumbturn Inside	1283			
Non-Keyed Fixed Handle Outside, Operating Handle Inside	1284			
Dummy Pair	1285			

**\*Unlacquered Brass (US3NL)**  
finish available for a \$40 List Price upcharge per item.

#### Handing Required

- Key codes may be specified. Fits standard door thickness of 1 3/4". Specify if thicker.
- Set includes plates, handles and cylinders (where applicable). Multi Point lock mechanism is not included.

#### Weiser®(WR5) Keyway

- Specify by adding "W" to the beginning of Product Code.
- No upcharge for cylinder substitution. Can be keyed into existing Weiser® system.



**Brass Modern**  
1 1/2" x 11" Non-Keyed  
Helios Levers



**Brass Modern**  
2" x 10" Non-Keyed  
Hercules Levers

BRASS PLATES, MODERN STYLE	Product Code	Lever Style (LH/RH)	Finish	List Price
<b>Sets with 1 1/2" x 11" Plates</b>		<i>See Page 7 for Brass &amp; Modern Brass Lever Options.</i>	Satin Brass (US4) Oil Rubbed Bronze (US10B) Satin Nickel (US15) Flat Black (US19) Polished Chrome (US26) <b>Unlacquered Brass (US3NL)*</b>	<b>\$194.00</b>
Keyed with American Cylinder (Schlage® Keyway standard, Weiser® Keyway optional, rekeyable)	12A1			
Non-Keyed Passage	12A2			
Non-Keyed American Style Thumbturn Inside	12A3			
Non-Keyed Fixed Handle Outside, Operating Handle Inside	12A4			
Dummy Pair	12A5			
<b>Sets with 2" x 10" Plates</b>				
Keyed with American Cylinder (Schlage® Keyway standard, Weiser® Keyway optional, rekeyable)	12B1			
Non-Keyed Passage	12B2			
Non-Keyed American Style Thumbturn Inside	12B3			
Non-Keyed Fixed Handle Outside, Operating Handle Inside	12B4			
Dummy Pair	12B5			

**\*Unlacquered Brass (US3NL)**  
finish available for a \$40 List Price  
upcharge per item.



**Stainless Steel**  
1 1/2" x 11" Keyed  
Poseidon Levers



**Stainless Steel**  
2" x 10" Non-Keyed  
Hermes Levers

STAINLESS STEEL PLATES, MODERN STYLE	Product Code	Lever Style (LH/RH)	Finish	List Price
<b>Sets with 1 1/2" x 11" Plates</b>		<i>See Page 7 for Stainless Steel Lever Options.</i>	Stainless Steel (SS)	<b>\$204.00</b>
Keyed with American Cylinder (Schlage® Keyway standard, Weiser® Keyway optional, rekeyable)	12A1			
Non-Keyed Passage	12A2			
Non-Keyed American Style Thumbturn Inside	12A3			
Non-Keyed Fixed Handle Outside, Operating Handle Inside	12A4			
Dummy Pair	12A5			
<b>Sets with 2" x 10" Plates</b>				
Keyed with American Cylinder (Schlage® Keyway standard, Weiser® Keyway optional, rekeyable)	12B1			
Non-Keyed Passage	12B2			
Non-Keyed American Style Thumbturn Inside	12B3			
Non-Keyed Fixed Handle Outside, Operating Handle Inside	12B4			
Dummy Pair	12B5			

**Handing Required**

- Key codes may be specified. Fits standard door thickness of 1 3/4". Specify if thicker.
- Set includes plates, handles and cylinders (where applicable). Multi Point lock mechanism is not included.

**Weiser® (WR5) Keyway**

- Specify by adding "W" to the beginning of Product Code.
- No upcharge for cylinder substitution. Can be keyed into existing Weiser® system.



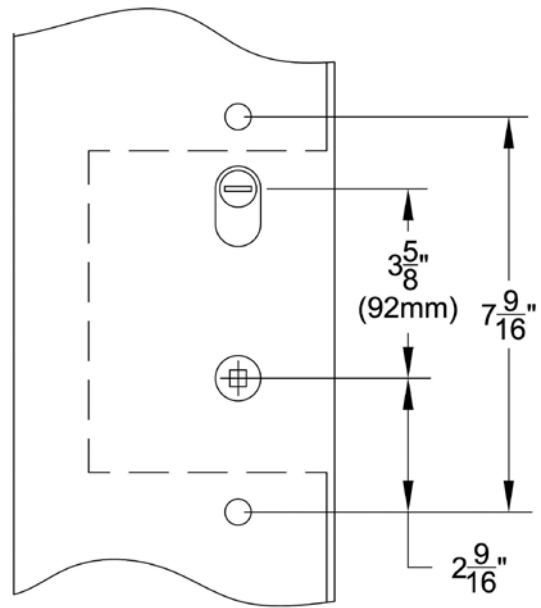
# DOOR CONFIGURATION

## #2

### American Cylinder Hub Above Handle 3<sup>5</sup>/<sub>8</sub>" Center to Center

ref. BiltBest®, G-U®, Hurd® (Energy Saver), Andersen®

Each Multi Point Lock Trim now includes the Spring Assist function which returns the lever to the neutral position and eliminates sagging handles.



**Sandcast Arched**  
1<sup>1</sup>/<sub>2</sub>" x 11" Keyed  
Durango Levers



**Sandcast Arched**  
2" x 10" Keyed  
Teton Levers

SANDCAST BRONZE PLATES, ARCHED STYLE	Product Code	Lever Style (LH/RH)	Finish	List Price
<b>Sets with 1<sup>1</sup>/<sub>2</sub>" x 11" Plates</b>		<i>See Page 7 for Sandcast Bronze Lever Options.</i>	Flat Black Bronze (FB) Medium Bronze (MB) Tumbled White Bronze (TWB)	<b>\$216.00</b>
Keyed with American Cylinder (Schlage® Keyway standard, Weiser® Keyway optional, rekeyable)	1211			
Non-Keyed Passage	1212			
Non-Keyed American Style Thumbturn Inside	1213			
Non-Keyed Fixed Handle Outside, Operating Handle Inside	1214			
Dummy Pair	1215			
<b>Sets with 2" x 10" Plates</b>				
Keyed with American Cylinder (Schlage® Keyway standard, Weiser® Keyway optional, rekeyable)	1221			
Non-Keyed Passage	1222			
Non-Keyed American Style Thumbturn Inside	1223			
Non-Keyed Fixed Handle Outside, Operating Handle Inside	1224			
Dummy Pair	1225			

#### Handing Required

- Key codes may be specified. Fits standard door thickness of 1<sup>3</sup>/<sub>4</sub>". Specify if thicker.
- Set includes plates, handles and cylinders (where applicable). Multi Point lock mechanism is not included.

#### Weiser®(WR5) Keyway

- Specify by adding "W" to the beginning of Product Code.
- No upcharge for cylinder substitution. Can be keyed into existing Weiser® system.



**Sandcast Rectangular**  
1 1/2" x 11" Keyed  
Lariat Levers



**Sandcast Rectangular**  
2" x 10" Keyed  
Montrose Levers

SANDCAST BRONZE PLATES, RECTANGULAR STYLE	Product Code	Lever Style (LH/RH)	Finish	List Price
<b>Sets with 1 1/2" x 11" Plates</b>		<i>See Page 7 for Sandcast Bronze Lever Options.</i>	Flat Black Bronze (FB) Medium Bronze (MB) Tumbled White Bronze (TWB)	<b>\$216.00</b>
Keyed with American Cylinder (Schlage® Keyway standard, Weiser® Keyway optional, rekeyable)	1251			
Non-Keyed Passage	1252			
Non-Keyed American Style Thumbturn Inside	1253			
Non-Keyed Fixed Handle Outside, Operating Handle Inside	1254			
Dummy Pair	1255			
<b>Sets with 2" x 10" Plates</b>				
Keyed with American Cylinder (Schlage® Keyway standard, Weiser® Keyway optional, rekeyable)	1261			
Non-Keyed Passage	1262			
Non-Keyed American Style Thumbturn Inside	1263			
Non-Keyed Fixed Handle Outside, Operating Handle Inside	1264			
Dummy Pair	1265			



**Bronze Tuscany**  
1 1/2" x 11" Non-Keyed  
Napoli Levers



**Bronze Tuscany**  
2" x 10" Non-Keyed  
Padua Levers

LOST WAX CAST BRONZE PLATES, TUSCANY STYLE	Product Code	Lever Style (LH/RH)	Finish	List Price
<b>Sets with 1 1/2" x 11" Plates</b>		<i>See Page 7 for Lost Wax Cast Bronze Lever Options.</i>	Flat Black Bronze (FB) Medium Bronze (MB)	<b>\$216.00</b>
Keyed with American Cylinder (Schlage® Keyway standard, Weiser® Keyway optional, rekeyable)	1231			
Non-Keyed Passage	1232			
Non-Keyed American Style Thumbturn Inside	1233			
Non-Keyed Fixed Handle Outside, Operating Handle Inside	1234			
Dummy Pair	1235			
<b>Sets with 2" x 10" Plates</b>				
Keyed with American Cylinder (Schlage® Keyway standard, Weiser® Keyway optional, rekeyable)	1241			
Non-Keyed Passage	1242			
Non-Keyed American Style Thumbturn Inside	1243			
Non-Keyed Fixed Handle Outside, Operating Handle Inside	1244			
Dummy Pair	1245			

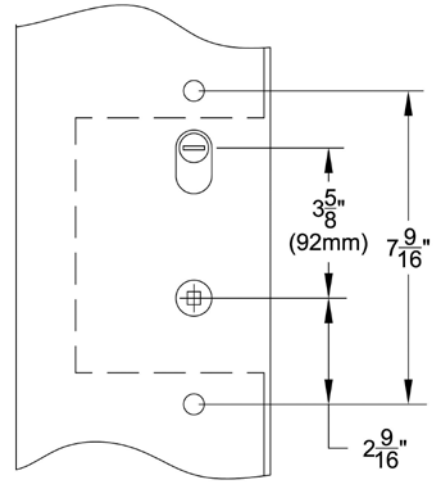

**Handing Required**

- Key codes may be specified. Fits standard door thickness of 1 3/4". Specify if thicker.
- Set includes plates, handles and cylinders (where applicable). Multi Point lock mechanism is not included.

**Weiser® (WR5) Keyway**

- Specify by adding "W" to the beginning of Product Code.
- No upcharge for cylinder substitution. Can be keyed into existing Weiser® system.

## Door Configuration #2 American Cylinder Above Handle 3 5/8" Center to Center



### Keyed Plates with American Cylinder Includes non-keyed thumbturn inside

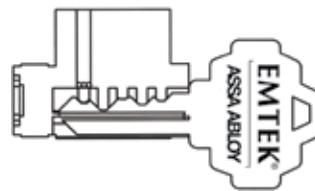
Standard Door Thickness: from 1 5/8" to 2"	Extended Door Thickness: Over 2" to 2 3/4"
<b>Standard Components:</b> <ul style="list-style-type: none"> <li>• Single Cylinder Tailpiece</li> <li>• 3 3/4" Steel Spindle</li> <li>• 2" Rosette Screws</li> <li>• 1 1/2" Rosette Screws for 1 5/8" thick door</li> </ul>	<b>Extended Components:</b> <ul style="list-style-type: none"> <li>• Long Single Cylinder Tailpiece</li> <li>• 4 1/2" Steel Spindle</li> <li>• 2 1/2" Rosette Screws</li> <li>• 2" Rosette Screws for 2" - 2 1/8" thick door</li> </ul>

### Non-Keyed Plates Includes non-keyed passage, fixed handle out/operating handle in, and dummy (uses screws only)

Standard Door Thickness: from 1 5/8" to 2"	Extended Door Thickness: Over 2" to 2 3/4"
<b>Standard Components:</b> <ul style="list-style-type: none"> <li>• Thumbturn Tailpiece</li> <li>• 3 3/4" Steel Spindle (half-spindle for fixed handle out/operating handle in)</li> <li>• 2" Rosette Screws</li> <li>• 1 1/2" Rosette Screws for 1 5/8" thick door</li> </ul>	<b>Extended Components:</b> <ul style="list-style-type: none"> <li>• Long Thumbturn Tailpiece</li> <li>• 4 1/2" Steel Spindle (half-spindle for fixed handle out/operating handle in)</li> <li>• 2 1/2" Rosette Screws</li> <li>• 2" Rosette Screws for 2" - 2 1/8" thick door</li> </ul>

## CONSTRUCTION KEYING

- Lost ball system.
- Last four pin locations drilled for lost ball application.
- Master key pins used for code variability.
- Construction keys and owner keys sent separately.
- Order by indicating "**Construction Keyed, House #\_**" next to applicable locks.



- Construction devices used on one or more of last four positions.



- Dimples drilled in plug in this position.

### Charge for Construction Keying - \$3.00 (NET)

- Locks that are both construction keyed and keyed alike in a house group will be charged a total of \$5.00 (NET) per cylinder.

### Charge for Re-Keying - \$2.00 (NET) per Cylinder

- Locks that are keyed to code or keyed alike in a house group will be charged \$2.00 (NET) per cylinder.

### Keying to Code

- Order by indicating "Key Code XXXXX" next to applicable locks.

### Keying Alike

- Order by indicating "Keyed Alike" next to applicable locks if only one keyed alike group is wanted.
- If ordering multiple groups (houses) indicate "**Keyed Alike House #\_**" next to applicable locks.

Set includes plates, handles and cylinders (where applicable). Multi Point lock mechanism is not included.

BiltBest®, G-U®, Hurd® (Energy Saver), Andersen®

<b>Keyed with American Cylinder</b> (for Active Door, Schlage® Keyway Standard, Weiser® Keyway Optional, Rekeyable)	
1 ½" x 11" Plates, Product Codes 1211, 1231, 1251, 1271, 12A1 	2" x 10" Plates, Product Codes 1221, 1241, 1261, 1281, 12B1 
<b>Non-Keyed, Passage</b> (for Semi-Active Door)	
1 ½" x 11" Plates, Product Codes 1212, 1232, 1252, 1272, 12A2 	2" x 10" Plates, Product Codes 1222, 1242, 1262, 1282, 12B2 
<b>Non-Keyed, American Style Thumbturn Inside</b> (for Active Door)	
1 ½" x 11" Plates, Product Codes 1213, 1233, 1253, 1273, 12A3 	2" x 10" Plates, Product Codes 1223, 1243, 1263, 1283, 12B3 
<b>Non-Keyed, Fixed Handle Outside, Operating Handle Inside</b> (for Semi-Active Door)	
1 ½" x 11" Plates, Product Codes 1214, 1234, 1254, 1274, 12A4 Fixed 	2" x 10" Plates, Product Codes 1224, 1244, 1264, 1284, 12B4 Fixed 
<b>Dummy Pair</b> (for Non-Active Door)	
1 ½" x 11" Plates, Product Codes 1215, 1235, 1255, 1275, 12A5 Fixed 	2" x 10" Plates, Product Codes 1225, 1245, 1265, 1285, 12B5 Fixed 

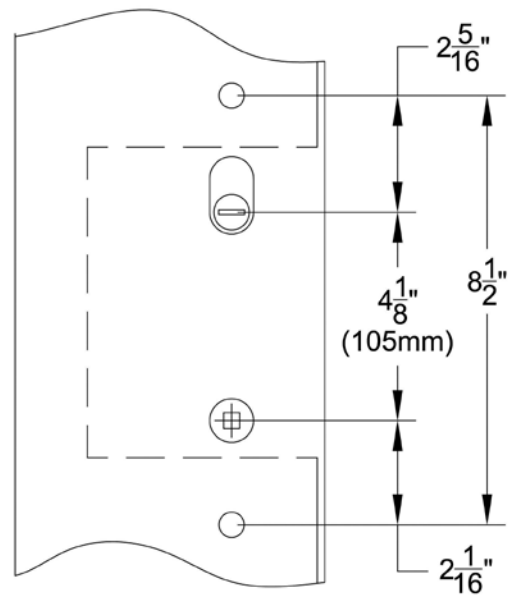
# DOOR CONFIGURATION

## #3

### American Cylinder Hub Above Handle 4 1/8" Center to Center

ref. Andersen®

Each Multi Point Lock Trim now includes the Spring Assist function which returns the lever to the neutral position and eliminates sagging handles.



**Brass Concord**  
1 1/2" x 11" Keyed  
Wembley Levers



**Brass Concord**  
2" x 10" Non-Keyed  
Rope Levers

BRASS PLATES, CONCORD STYLE	Product Code	Lever Style (LH/RH)	Finish	List Price
<b>Sets with 1 1/2" x 11" Plates</b>		<i>See Page 7 for Brass &amp; Modern Brass Lever Options.</i>	Polished Brass - Lifetime (US3) French Antique (US7) Oil Rubbed Bronze (US10B) Satin Nickel (US15) Pewter (US15A) Flat Black (US19) Polished Chrome (US26) <b>Unlacquered Brass (US3NL)*</b>	<b>\$194.00</b>
Keyed with American Cylinder (Schlage® Keyway standard, Weiser® Keyway optional, Rekeyable)	1371			
Non-Keyed Passage	1372			
Non-Keyed American Style Thumbturn Inside	1373			
Non-Keyed Fixed Handle Outside, Operating Handle Inside	1374			
Dummy Pair	1375			
<b>Sets with 2" x 10" Plates</b>				
Keyed with American Cylinder (Schlage® Keyway standard, Weiser® Keyway optional, Rekeyable)	1381			
Non-Keyed Passage	1382			
Non-Keyed American Style Thumbturn Inside	1383			
Non-Keyed Fixed Handle Outside, Operating Handle Inside	1384			
Dummy Pair	1385			

**\*Unlacquered Brass (US3NL)**  
finish available for a \$40 List Price upcharge per item.

#### Handing Required

- Key codes may be specified. Fits standard door thickness of 1 3/4". Specify if thicker.
- Set includes plates, handles and cylinders (where applicable). Multi Point lock mechanism is not included.

#### Weiser®(WR5) Keyway

- Specify by adding "W" to the beginning of Product Code.
- No upcharge for cylinder substitution. Can be keyed into existing Weiser® system.



**Brass Modern**  
1 1/2" x 11" Keyed  
Aireon Levers



**Brass Modern**  
2" x 10" Keyed  
Helios Levers

BRASS PLATES, MODERN STYLE	Product Code	Lever Style (LH/RH)	Finish	List Price
<b>Sets with 1 1/2" x 11" Plates</b>		<i>See Page 7 for Brass &amp; Modern Brass Lever Options.</i>	Satin Brass (US4) Oil Rubbed Bronze (US10B) Satin Nickel (US15) Flat Black (US19) Polished Chrome (US26) <b>Unlacquered Brass (US3NL)*</b>	<b>\$194.00</b>
Keyed with American Cylinder (Schlage® Keyway standard, Weiser® Keyway optional, Rekeyable)	13A1			
Non-Keyed Passage	13A2			
Non-Keyed American Style Thumbturn Inside	13A3			
Non-Keyed Fixed Handle Outside, Operating Handle Inside	13A4			
Dummy Pair	13A5			
<b>Sets with 2" x 10" Plates</b>				
Keyed with American Cylinder (Schlage® Keyway standard, Weiser® Keyway optional, Rekeyable)	13B1			
Non-Keyed Passage	13B2			
Non-Keyed American Style Thumbturn Inside	13B3			
Non-Keyed Fixed Handle Outside, Operating Handle Inside	13B4			
Dummy Pair	13B5			

**\*Unlacquered Brass (US3NL)**  
finish available for a \$40 List Price upcharge per item.



**Stainless Steel**  
1 1/2" x 11" Keyed  
Athena Levers



**Stainless Steel**  
2" x 10" Non-Keyed  
Dresden Levers

STAINLESS STEEL PLATES, MODERN STYLE	Product Code	Lever Style (LH/RH)	Finish	List Price
<b>Sets with 1 1/2" x 11" Plates</b>		<i>See Page 7 for Stainless Steel Lever Options.</i>	Stainless Steel (SS)	<b>\$204.00</b>
Keyed with American Cylinder (Schlage® Keyway standard, Weiser® Keyway optional, Rekeyable)	13A1			
Non-Keyed Passage	13A2			
Non-Keyed American Style Thumbturn Inside	13A3			
Non-Keyed Fixed Handle Outside, Operating Handle Inside	13A4			
Dummy Pair	13A5			
<b>Sets with 2" x 10" Plates</b>				
Keyed with American Cylinder (Schlage® Keyway standard, Weiser® Keyway optional, Rekeyable)	13B1			
Non-Keyed Passage	13B2			
Non-Keyed American Style Thumbturn Inside	13B3			
Non-Keyed Fixed Handle Outside, Operating Handle Inside	13B4			
Dummy Pair	13B5			

**Handing Required**

- Key codes may be specified. Fits standard door thickness of 1 3/4". Specify if thicker.
- Set includes plates, handles and cylinders (where applicable). Multi Point lock mechanism is not included.

**Weiser® (WR5) Keyway**

- Specify by adding "W" to the beginning of Product Code.
- No upcharge for cylinder substitution. Can be keyed into existing Weiser® system.

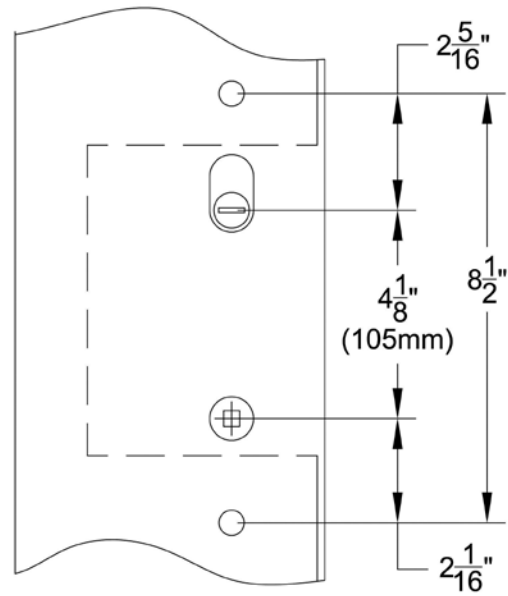
# DOOR CONFIGURATION

## #3

### American Cylinder Hub Above Handle 4 1/8" Center to Center

ref. Andersen®

Each Multi Point Lock Trim now includes the Spring Assist function which returns the lever to the neutral position and eliminates sagging handles.



**Sandcast Arched**  
1 1/2" x 11" Keyed  
Durango Levers



**Sandcast Arched**  
2" x 10" Non-Keyed  
Cody Levers

SANDCAST BRONZE PLATES, ARCHED STYLE	Product Code	Lever Style (LH/RH)	Finish	List Price
<b>Sets with 1 1/2" x 11" Plates</b>		<i>See Page 7 for Sandcast Bronze Lever Options.</i>	Flat Black Bronze (FB) Medium Bronze (MB) Tumbled White Bronze (TWB)	<b>\$216.00</b>
Keyed with American Cylinder (Schlage® Keyway standard, Weiser® Keyway optional, Rekeyable)	1311			
Non-Keyed Passage	1312			
Non-Keyed American Style Thumbturn Inside	1313			
Non-Keyed Fixed Handle Outside, Operating Handle Inside	1314			
Dummy Pair	1315			
<b>Sets with 2" x 10" Plates</b>				
Keyed with American Cylinder (Schlage® Keyway standard, Weiser® Keyway optional, Rekeyable)	1321			
Non-Keyed Passage	1322			
Non-Keyed American Style Thumbturn Inside	1323			
Non-Keyed Fixed Handle Outside, Operating Handle Inside	1324			
Dummy Pair	1325			

#### Handing Required

- Key codes may be specified. Fits standard door thickness of 1 3/4". Specify if thicker.
- Set includes plates, handles and cylinders (where applicable). Multi Point lock mechanism is not included.

#### Weiser®(WR5) Keyway

- Specify by adding "W" to the beginning of Product Code.
- No upcharge for cylinder substitution. Can be keyed into existing Weiser® system.





SANDBLAST BRONZE PLATES, RECTANGULAR STYLE	Product Code	Lever Style (LH/RH)	Finish	List Price
<b>Sets with 1 1/2" x 11" Plates</b>		<i>See Page 7 for Sandblast Bronze Lever Options.</i>	Flat Black Bronze (FB) Medium Bronze (MB) Tumbled White Bronze (TWB)	<b>\$216.00</b>
Keyed with American Cylinder (Schlage® Keyway standard, Weiser® Keyway optional, Rekeyable)	1351			
Non-Keyed Passage	1352			
Non-Keyed American Style Thumbturn Inside	1353			
Non-Keyed Fixed Handle Outside, Operating Handle Inside	1354			
Dummy Pair	1355			
<b>Sets with 2" x 10" Plates</b>				
Keyed with American Cylinder (Schlage® Keyway standard, Weiser® Keyway optional, Rekeyable)	1361			
Non-Keyed Passage	1362			
Non-Keyed American Style Thumbturn Inside	1363			
Non-Keyed Fixed Handle Outside, Operating Handle Inside	1364			
Dummy Pair	1365			



LOST WAX CAST BRONZE PLATES, TUSCANY STYLE	Product Code	Lever Style (LH/RH)	Finish	List Price
<b>Sets with 1 1/2" x 11" Plates</b>		<i>See Page 7 for Lost Wax Cast Bronze Lever Options.</i>	Flat Black Bronze (FB) Medium Bronze (MB)	<b>\$216.00</b>
Keyed with American Cylinder (Schlage® Keyway standard, Weiser® Keyway optional, Rekeyable)	1331			
Non-Keyed Passage	1332			
Non-Keyed American Style Thumbturn Inside	1333			
Non-Keyed Fixed Handle Outside, Operating Handle Inside	1334			
Dummy Pair	1335			
<b>Sets with 2" x 10" Plates</b>				
Keyed with American Cylinder (Schlage® Keyway standard, Weiser® Keyway optional, Rekeyable)	1341			
Non-Keyed Passage	1342			
Non-Keyed American Style Thumbturn Inside	1343			
Non-Keyed Fixed Handle Outside, Operating Handle Inside	1344			
Dummy Pair	1345			

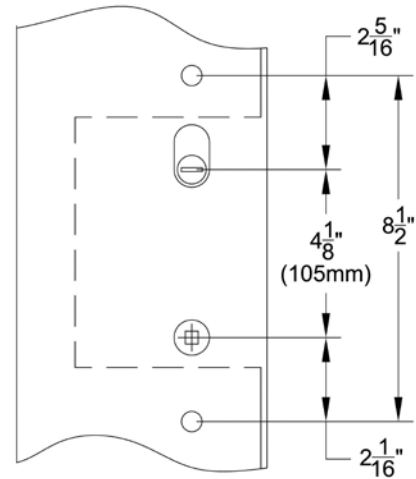

**Handing Required**

- Key codes may be specified. Fits standard door thickness of 1 3/4". Specify if thicker.
- Set includes plates, handles and cylinders (where applicable). Multi Point lock mechanism is not included.

**Weiser® (WR5) Keyway**

- Specify by adding "W" to the beginning of Product Code.
- No upcharge for cylinder substitution. Can be keyed into existing Weiser® system.

## Door Configuration #3 American Cylinder Above Handle 4 1/8" Center to Center



### Keyed Plates with American Cylinder Includes non-keyed thumbturn inside

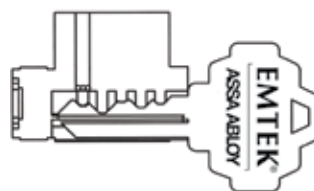
Standard Door Thickness: from 1 5/8" to 2"	Extended Door Thickness: Over 2" to 2 3/4"
<p>Standard Components:</p> <ul style="list-style-type: none"> <li>• Single Cylinder Tailpiece</li> <li>• 3 3/4" Steel Spindle</li> <li>• 2" Rosette Screws</li> <li>• 1 1/2" Rosette Screws for 1 5/8" thick door</li> </ul>	<p>Extended Components:</p> <ul style="list-style-type: none"> <li>• Long Single Cylinder Tailpiece</li> <li>• 4 1/2" Steel Spindle</li> <li>• 2 1/2" Rosette Screws</li> <li>• 2" Rosette Screws for 2" - 2 1/8" thick door</li> </ul>

### Non-Keyed Plates Includes non-keyed passage, fixed handle out/operating handle in, and dummy (uses screws only)

Standard Door Thickness: from 1 5/8" to 2"	Extended Door Thickness: Over 2" to 2 3/4"
<p>Standard Components:</p> <ul style="list-style-type: none"> <li>• Configuration #3 Thumbturn Tailpiece</li> <li>• 3 3/4" Steel Spindle (half-spindle for fixed handle out/operating handle in)</li> <li>• 2" Rosette Screws</li> <li>• 1 1/2" Rosette Screws for 1 5/8" thick door</li> </ul>	<p>Extended Components:</p> <ul style="list-style-type: none"> <li>• Configuration #3 Thumbturn Tailpiece</li> <li>• 4 1/2" Steel Spindle (half-spindle for fixed handle out/operating handle in)</li> <li>• 2 1/2" Rosette Screws</li> <li>• 2" Rosette Screws for 2" - 2 1/8" thick door</li> </ul>

## CONSTRUCTION KEYING

- Lost ball system.
- Last four pin locations drilled for lost ball application.
- Master key pins used for code variability.
- Construction keys and owner keys sent separately.
- Order by indicating "**Construction Keyed, House #\_**" next to applicable locks.



- Construction devices used on one or more of last four positions.



- Dimples drilled in plug in this position.

<p><b>Charge for Construction Keying - \$3.00 (NET)</b></p> <ul style="list-style-type: none"> <li>• Locks that are both construction keyed and keyed alike in a house group will be charged a total of \$5.00 (NET) per cylinder.</li> </ul>
-----------------------------------------------------------------------------------------------------------------------------------------------------------------------------------------------------------------------------------------------

<p><b>Charge for Re-Keying - \$2.00 (NET) per Cylinder</b></p> <ul style="list-style-type: none"> <li>• Locks that are keyed to code or keyed alike in a house group will be charged \$2.00 (NET) per cylinder.</li> </ul>
----------------------------------------------------------------------------------------------------------------------------------------------------------------------------------------------------------------------------

<p><b>Keying to Code</b></p> <ul style="list-style-type: none"> <li>• Order by indicating "Key Code XXXXX" next to applicable locks.</li> </ul>
-------------------------------------------------------------------------------------------------------------------------------------------------

<p><b>Keying Alike</b></p> <ul style="list-style-type: none"> <li>• Order by indicating "Keyed Alike" next to applicable locks if only one keyed alike group is wanted.</li> <li>• If ordering multiple groups (houses) indicate "<b>Keyed Alike House #_</b>" next to applicable locks.</li> </ul>
-----------------------------------------------------------------------------------------------------------------------------------------------------------------------------------------------------------------------------------------------------------------------------------------------------

Set includes plates, handles and cylinders (where applicable). Multi Point lock mechanism is not included.  
Andersen®

<b>Keyed with American Cylinder</b> (for Active Door, Schlage® Keyway Standard, Weiser® Keyway Optional, Rekeyable)	
1 1/2" x 11" Plates, Product Codes <b>1311, 1331, 1351, 1371, 13A1</b>	2" x 10" Plates, Product Codes <b>1321, 1341, 1361, 1381, 13B1</b>
<b>Non-Keyed, Passage</b> (for Semi-Active Door)	
1 1/2" x 11" Plates, Product Codes <b>1312, 1332, 1352, 1372, 13A2</b>	2" x 10" Plates, Product Codes <b>1322, 1342, 1362, 1382, 13B2</b>
<b>Non-Keyed, American Style Thumbturn Inside</b> (for Active Door)	
1 1/2" x 11" Plates, Product Codes <b>1313, 1333, 1353, 1373, 13A3</b>	2" x 10" Plates, Product Codes <b>1323, 1343, 1363, 1383, 13B3</b>
<b>Non-Keyed, Fixed Handle Outside, Operating Handle Inside</b> (for Semi-Active Door)	
1 1/2" x 11" Plates, Product Codes <b>1314, 1334, 1354, 1374, 13A4</b>	2" x 10" Plates, Product Codes <b>1324, 1344, 1364, 1384, 13B4</b>
<b>Dummy Pair</b> (for Non-Active Door)	
1 1/2" x 11" Plates, Product Codes <b>1315, 1335, 1355, 1375, 13A5</b>	2" x 10" Plates, Product Codes <b>1325, 1345, 1365, 1385, 13B5</b>

# DOOR CONFIGURATION


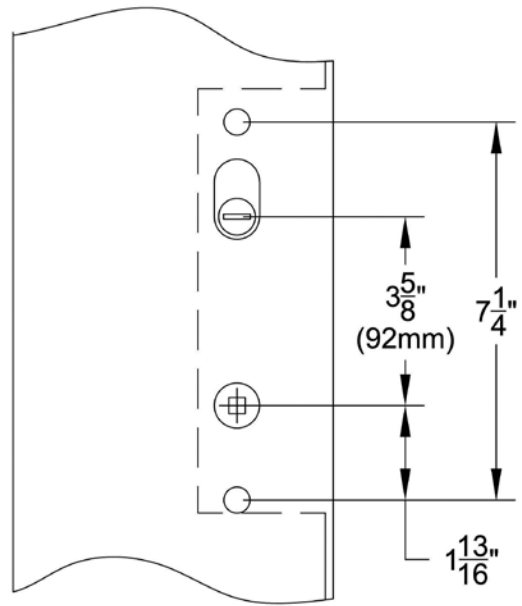
## #4

### American Cylinder Hub Above Handle 3 5/8" Center to Center

ref. Ashland®, G-U®, Caradco®, JELD-WEN®  
Jeldwen® Custom Collection (formerly Pozzi®)  
Marvin®, PGT®, Premium Collection (formerly Norco®)  
Weathershield®

Each Multi Point Lock Trim now includes the Spring Assist function which returns the lever to the neutral position and eliminates sagging handles.

See Configuration #1 for Marvin Integrity® Doors



**Brass Concord**  
1 1/2" x 11" Keyed  
Coventry Levers



**Brass Concord**  
2" x 10" Non-Keyed  
Santa Fe Levers

BRASS PLATES, CONCORD STYLE	Product Code	Lever Style (LH/RH)	Finish	List Price
<b>Sets with 1 1/2" x 11" Plates</b>		<i>See Page 7 for Brass &amp; Modern Brass Lever Options.</i>	Polished Brass - Lifetime (US3) French Antique (US7) Oil Rubbed Bronze (US10B) Satin Nickel (US15) Pewter (US15A) Flat Black (US19) Polished Chrome (US26) <b>Unlacquered Brass (US3NL)*</b>	<b>\$194.00</b>
Keyed with American Cylinder (Schlage® Keyway standard, Weiser® Keyway optional, Rekeyable)	1471			
Non-Keyed Passage	1472			
Non-Keyed American Style Thumbturn Inside	1473			
Non-Keyed Fixed Handle Outside, Operating Handle Inside	1474			
Dummy Pair	1475			
<b>Sets with 2" x 10" Plates</b>				
Keyed with American Cylinder (Schlage® Keyway standard, Weiser® Keyway optional, Rekeyable)	1481			
Non-Keyed Passage	1482			
Non-Keyed American Style Thumbturn Inside	1483			
Non-Keyed Fixed Handle Outside, Operating Handle Inside	1484			
Dummy Pair	1485			

**\*Unlacquered Brass (US3NL)**  
finish available for a \$40 List Price  
upcharge per item.

#### Handing Required

- Key codes may be specified. Fits standard door thickness of 1 3/4". Specify if thicker.
- Set includes plates, handles and cylinders (where applicable). Multi Point lock mechanism is not included.

#### Weiser®(WR5) Keyway

- Specify by adding "W" to the beginning of Product Code.
- No upcharge for cylinder substitution. Can be keyed into existing Weiser® system.



**Brass Modern**  
1 1/2" x 11" Keyed  
Aireon Levers



**Brass Modern**  
2" x 10" Non-Keyed  
Hercules Levers

BRASS PLATES, MODERN STYLE	Product Code	Lever Style (LH/RH)	Finish	List Price
<b>Sets with 1 1/2" x 11" Plates</b>		<i>See Page 7 for Brass &amp; Modern Brass Lever Options.</i>	Satin Brass (US4) Oil Rubbed Bronze (US10B) Satin Nickel (US15) Flat Black (US19) Polished Chrome (US26) <b>Unlacquered Brass (US3NL)*</b>	<b>\$194.00</b>
Keyed with American Cylinder (Schlage® Keyway standard, Weiser® Keyway optional, Rekeyable)	14A1			
Non-Keyed Passage	14A2			
Non-Keyed American Style Thumbturn Inside	14A3			
Non-Keyed Fixed Handle Outside, Operating Handle Inside	14A4			
Dummy Pair	14A5			
<b>Sets with 2" x 10" Plates</b>				
Keyed with American Cylinder (Schlage® Keyway standard, Weiser® Keyway optional, Rekeyable)	14B1			
Non-Keyed Passage	14B2			
Non-Keyed American Style Thumbturn Inside	14B3			
Non-Keyed Fixed Handle Outside, Operating Handle Inside	14B4			
Dummy Pair	14B5			

**\*Unlacquered Brass (US3NL)** finish available for a \$40 List Price upcharge per item.



**Stainless Steel**  
1 1/2" x 11" Keyed  
Stuttgart Levers



**Stainless Steel**  
2" x 10" Non-Keyed  
Hermes Levers

STAINLESS STEEL PLATES, MODERN STYLE	Product Code	Lever Style (LH/RH)	Finish	List Price
<b>Sets with 1 1/2" x 11" Plates</b>		<i>See Page 7 for Stainless Steel Lever Options.</i>	Stainless Steel (SS)	<b>\$204.00</b>
Keyed with American Cylinder (Schlage® Keyway standard, Weiser® Keyway optional, Rekeyable)	14A1			
Non-Keyed Passage	14A2			
Non-Keyed American Style Thumbturn Inside	14A3			
Non-Keyed Fixed Handle Outside, Operating Handle Inside	14A4			
Dummy Pair	14A5			
<b>Sets with 2" x 10" Plates</b>				
Keyed with American Cylinder (Schlage® Keyway standard, Weiser® Keyway optional, Rekeyable)	14B1			
Non-Keyed Passage	14B2			
Non-Keyed American Style Thumbturn Inside	14B3			
Non-Keyed Fixed Handle Outside, Operating Handle Inside	14B4			
Dummy Pair	14B5			

**Handing Required**

- Key codes may be specified. Fits standard door thickness of 1 3/4". Specify if thicker.
- Set includes plates, handles and cylinders (where applicable). Multi Point lock mechanism is not included.

**Weiser® (WR5) Keyway**

- Specify by adding "W" to the beginning of Product Code.
- No upcharge for cylinder substitution. Can be keyed into existing Weiser® system.

# DOOR CONFIGURATION

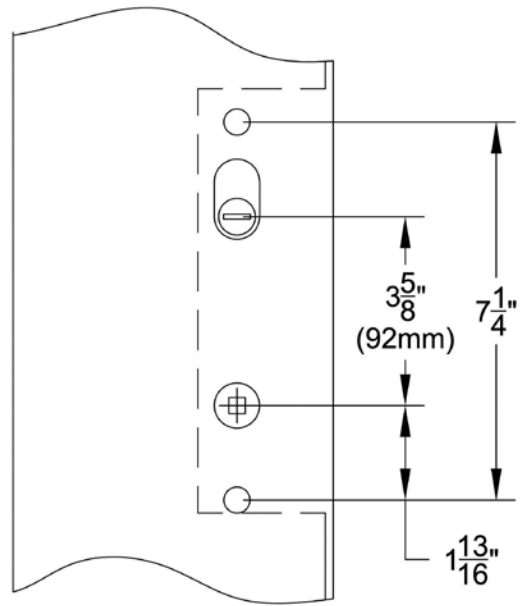
## #4

### American Cylinder Hub Above Handle 3<sup>5</sup>/<sub>8</sub>" Center to Center

ref. Ashland®, G-U®, Caradco®, JELD-WEN®  
Jeldwen® Custom Collection (formerly Pozzi®)  
Marvin®, PGT®, Premium Collection (formerly Norco®)  
Weathershield®

Each Multi Point Lock Trim now includes the Spring Assist function which returns the lever to the neutral position and eliminates sagging handles.

See Configuration #1 for Marvin Integrity® Doors



**Sandcast Arched**  
1<sup>1</sup>/<sub>2</sub>" x 11" Keyed  
Montrose Levers



**Sandcast Arched**  
2" x 10" Non-Keyed  
Cody Levers

SANDCAST BRONZE PLATES, ARCHED STYLE	Product Code	Lever Style (LH/RH)	Finish	List Price
<b>Sets with 1<sup>1</sup>/<sub>2</sub>" x 11" Plates</b>		<i>See Page 7 for Sandcast Bronze Lever Options.</i>	Flat Black Bronze (FB) Medium Bronze (MB) Tumbled White Bronze (TWB)	<b>\$216.00</b>
Keyed with American Cylinder (Schlage® Keyway standard, Weiser® Keyway optional, Rekeyable)	1411			
Non-Keyed Passage	1412			
Non-Keyed American Style Thumbturn Inside	1413			
Non-Keyed Fixed Handle Outside, Operating Handle Inside	1414			
Dummy Pair	1415			
<b>Sets with 2" x 10" Plates</b>				
Keyed with American Cylinder (Schlage® Keyway standard, Weiser® Keyway optional, Rekeyable)	1421			
Non-Keyed Passage	1422			
Non-Keyed American Style Thumbturn Inside	1423			
Non-Keyed Fixed Handle Outside, Operating Handle Inside	1424			
Dummy Pair	1425			

#### Handing Required

- Key codes may be specified. Fits standard door thickness of 1<sup>3</sup>/<sub>4</sub>". Specify if thicker.
- Set includes plates, handles and cylinders (where applicable). Multi Point lock mechanism is not included.

#### Weiser®(WR5) Keyway

- Specify by adding "W" to the beginning of Product Code.
- No upcharge for cylinder substitution. Can be keyed into existing Weiser® system.



**Sandcast Rectangular**  
1 1/2" x 11" Keyed  
Lariat Levers



**Sandcast Rectangular**  
2" x 10" Keyed  
Teton Levers

SANDBLAST BRONZE PLATES, RECTANGULAR STYLE	Product Code	Lever Style (LH/RH)	Finish	List Price
<b>Sets with 1 1/2" x 11" Plates</b>		<i>See Page 7 for Sandcast Bronze Lever Options.</i>	Flat Black Bronze (FB) Medium Bronze (MB) Tumbled White Bronze (TWB)	<b>\$216.00</b>
Keyed with American Cylinder (Schlage® Keyway standard, Weiser® Keyway optional, Rekeyable)	1451			
Non-Keyed Passage	1452			
Non-Keyed American Style Thumbturn Inside	1453			
Non-Keyed Fixed Handle Outside, Operating Handle Inside	1454			
Dummy Pair	1455			
<b>Sets with 2" x 10" Plates</b>				
Keyed with American Cylinder (Schlage® Keyway standard, Weiser® Keyway optional, Rekeyable)	1461			
Non-Keyed Passage	1462			
Non-Keyed American Style Thumbturn Inside	1463			
Non-Keyed Fixed Handle Outside, Operating Handle Inside	1464			
Dummy Pair	1465			



**Bronze Tuscan**  
1 1/2" x 11" Non-Keyed  
Napoli Levers



**Bronze Tuscan**  
2" x 10" Keyed  
Napoli Levers

LOST WAX CAST BRONZE PLATES, TUSCANY STYLE	Product Code	Lever Style (LH/RH)	Finish	List Price
<b>Sets with 1 1/2" x 11" Plates</b>		<i>See Page 7 for Lost Wax Cast Bronze Lever Options.</i>	Flat Black Bronze (FB) Medium Bronze (MB)	<b>\$216.00</b>
Keyed with American Cylinder (Schlage® Keyway standard, Weiser® Keyway optional, Rekeyable)	1431			
Non-Keyed Passage	1432			
Non-Keyed American Style Thumbturn Inside	1433			
Non-Keyed Fixed Handle Outside, Operating Handle Inside	1434			
Dummy Pair	1435			
<b>Sets with 2" x 10" Plates</b>				
Keyed with American Cylinder (Schlage® Keyway standard, Weiser® Keyway optional, Rekeyable)	1441			
Non-Keyed Passage	1442			
Non-Keyed American Style Thumbturn Inside	1443			
Non-Keyed Fixed Handle Outside, Operating Handle Inside	1444			
Dummy Pair	1445			

**Handing Required**

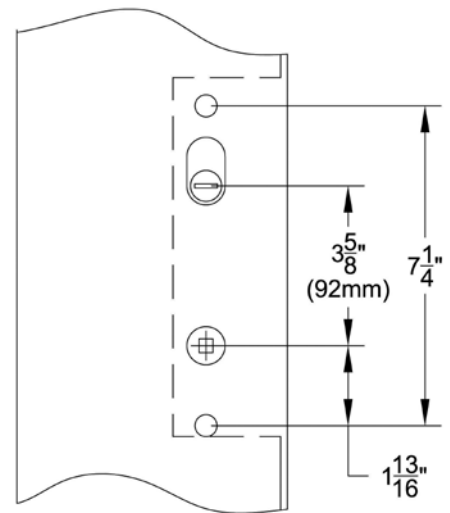

- Key codes may be specified. Fits standard door thickness of 1 3/4". Specify if thicker.
- Set includes plates, handles and cylinders (where applicable). Multi Point lock mechanism is not included.

**Weiser® (WR5) Keyway**

- Specify by adding "W" to the beginning of Product Code.
- No upcharge for cylinder substitution. Can be keyed into existing Weiser® system.



## Door Configuration #4 American Cylinder Above Handle 3 5/8" Center to Center



**Keyed Plates with American Cylinder** Includes non-keyed thumbturn inside

### Standard Door Thickness: from 1 5/8" to 2"

Standard Components:

- Single Cylinder Tailpiece
- 3 3/4" Steel Spindle
- 2" Rosette Screws for 1 5/8" - 1 3/4" thick door
- 2 1/2" Rosette Screws for 1 3/4" - 2" thick door

### Extended Door Thickness: Over 2" to 2 3/4"

Extended Components:

- Long Single Cylinder Tailpiece
- 4 1/2" Steel Spindle
- 2 1/2" Rosette Screws 2" - 2 1/4" thick door
- 3" Rosette Screws for 2 1/4" - 2 3/4" thick door

**Non-Keyed Plates** Includes non-keyed passage, fixed handle out/operating handle in, and dummy (uses screws only)

### Standard Door Thickness: from 1 5/8" to 2"

Standard Components:

- Thumbturn Tailpiece
- 3 3/4" Steel Spindle (half-spindle for fixed handle out/operating handle in)
- 2" Rosette Screws for 1 5/8" - 1 3/4" thick door
- 2 1/2" Rosette Screws for 1 3/4" - 2" thick door

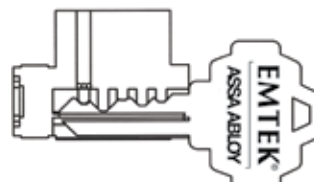
### Extended Door Thickness: Over 2" to 2 3/4"

Extended Components:

- Long Thumbturn Tailpiece
- 4 1/2" Steel Spindle (half-spindle for fixed handle out/operating handle in)
- 2 1/2" Rosette Screws 2" - 2 1/4" thick door
- 3" Rosette Screws for 2 1/4" - 2 3/4" thick door

## CONSTRUCTION KEYING

- Lost ball system.
- Last four pin locations drilled for lost ball application.
- Master key pins used for code variability.
- Construction keys and owner keys sent separately.
- Order by indicating "**Construction Keyed, House #\_**" next to applicable locks.



- Construction devices used on one or more of last four positions.



- Dimples drilled in plug in this position.

### Charge for Construction Keying - \$3.00 (NET)

- Locks that are both construction keyed and keyed alike in a house group will be charged a total of \$5.00 (NET) per cylinder.

### Charge for Re-Keying - \$2.00 (NET) per Cylinder

- Locks that are keyed to code or keyed alike in a house group will be charged \$2.00 (NET) per cylinder.

### Keying to Code

- Order by indicating "Key Code XXXXX" next to applicable locks.

### Keying Alike

- Order by indicating "Keyed Alike" next to applicable locks if only one keyed alike group is wanted.
- If ordering multiple groups (houses) indicate "**Keyed Alike House #\_**" next to applicable locks.

Set includes plates, handles and cylinders (where applicable). Multi Point lock mechanism is not included.  
 Ashland®, G-U®, Caradco®, JELD-WEN®, Jeldwen® Custom Collection (formerly Pozzi®), Marvin®, PGT®, Premium Collection (formerly Norco®), Weathershield®

**Keyed with American Cylinder** (for Active Door, Schlage® Keyway Standard, Weiser® Keyway Optional, Rekeyable)

1 1/2" x 11" Plates, Product Codes **1411, 1431, 1451, 1471, 14A1**

2" x 10" Plates, Product Codes **1421, 1441, 1461, 1481, 14B1**

**Non-Keyed, Passage** (for Semi-Active Door)

1 1/2" x 11" Plates, Product Codes **1412, 1432, 1452, 1472, 14A2**

2" x 10" Plates, Product Codes **1422, 1442, 1462, 1482, 14B2**

**Non-Keyed, American Style Thumbturn Inside** (for Active Door)

1 1/2" x 11" Plates, Product Codes **1413, 1433, 1453, 1473, 14A3**

2" x 10" Plates, Product Codes **1423, 1443, 1463, 1483, 14B3**

**Non-Keyed, Fixed Handle Outside, Operating Handle Inside** (for Semi-Active Door)

1 1/2" x 11" Plates, Product Codes **1414, 1434, 1454, 1474, 14A4**

Fixed

2" x 10" Plates, Product Codes **1424, 1444, 1464, 1484, 14B4**

Fixed

**Dummy Pair** (for Non-Active Door)

1 1/2" x 11" Plates, Product Codes **1415, 1435, 1455, 1475, 14A5**

Fixed

2" x 10" Plates, Product Codes **1425, 1445, 1465, 1485, 14B5**

Fixed

# DOOR CONFIGURATION

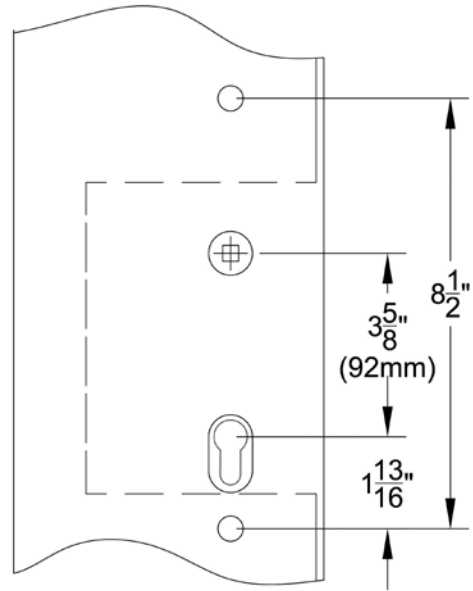
## #5

### Euro Profile Cylinder Below Handle

3<sup>5</sup>/<sub>8</sub>" Center to Center

ref. Crestline®, Hoppe®, Hurd®, KfV®, Kolbe & Kolbe®  
 Lincoln®, Loewen®, Paddock Lockmaster™, Peachtree®  
 Semco®, Sierra Pacific®, Signature®, Simpson®  
 Therma-Tru®, Vetter®, Willmar®, Windsor®  
 Weathershield®

Each Multi Point Lock Trim now includes the Spring Assist function which returns the lever to the neutral position and eliminates sagging handles.



**Brass Concord**  
 1<sup>1</sup>/<sub>2</sub>" x 11" Keyed  
 Turino Levers



**Brass Concord**  
 2" x 10" Keyed  
 Rustic Levers

BRASS PLATES, CONCORD STYLE	Product Code	Lever Style (LH/RH)	Finish	List Price
<b>Sets with 1<sup>1</sup>/<sub>2</sub>" x 11" Plates</b>		<i>See Page 7 for Brass &amp; Modern Brass Lever Options.</i>	Polished Brass - Lifetime (US3) French Antique (US7) Oil Rubbed Bronze (US10B) Satin Nickel (US15) Pewter (US15A) Flat Black (US19) Polished Chrome (US26) <b>Unlacquered Brass (US3NL)*</b>	<b>\$194.00</b>
Keyed with Euro Profile Cylinder (Schlage® Keyway standard, Rekeyable)	1571			
Non-Keyed Passage	1572			
Non-Keyed Euro Profile Thumbturn Inside	1573			
Non-Keyed Fixed Handle Outside, Operating Handle Inside	1574			
Dummy Pair	1575			
<b>Sets with 2" x 10" Plates</b>				
Keyed with Euro Profile Cylinder (Schlage® Keyway standard, Rekeyable)	1581			
Non-Keyed Passage	1582			
Non-Keyed Euro Profile Thumbturn Inside	1583			
Non-Keyed Fixed Handle Outside, Operating Handle Inside	1584			
Dummy Pair	1585			

**\*Unlacquered Brass (US3NL)**  
 finish available for a \$40 List Price upcharge per item.

#### Handing Required

- Key codes may be specified. Fits standard door thickness of 1<sup>3</sup>/<sub>4</sub>". Specify if thicker.
- Set includes plates, handles and cylinders (where applicable). Multi Point lock mechanism is not included.

**Weiser® keyway not available for Configuration 5, Euro cylinder.**



BRASS PLATES, MODERN STYLE	Product Code	Lever Style (LH/RH)	Finish	List Price
<b>Sets with 1 1/2" x 11" Plates</b>	15A1	<i>See Page 7 for Brass &amp; Modern Brass Lever Options.</i>	Satin Brass (US4) Oil Rubbed Bronze (US10B) Satin Nickel (US15) Flat Black (US19) Polished Chrome (US26) <b>Unlacquered Brass (US3NL)*</b>	<b>\$194.00</b>
Keyed with Euro Profile Cylinder (Schlage® Keyway standard, Rekeyable)				
Non-Keyed Passage				
Non-Keyed Euro Profile Thumbturn Inside				
Non-Keyed Fixed Handle Outside, Operating Handle Inside				
Dummy Pair				
<b>Sets with 2" x 10" Plates</b>	15B1		<b>*Unlacquered Brass (US3NL)</b> finish available for a \$40 List Price upcharge per item.	
Keyed with Euro Profile Cylinder (Schlage® Keyway standard, Rekeyable)				
Non-Keyed Passage				
Non-Keyed Euro Profile Thumbturn Inside				
Non-Keyed Fixed Handle Outside, Operating Handle Inside				
Dummy Pair				



STAINLESS STEEL PLATES, MODERN STYLE	Product Code	Lever Style (LH/RH)	Finish	List Price
<b>Sets with 1 1/2" x 11" Plates</b>	15A1	<i>See Page 7 for Stainless Steel Lever Options.</i>	Stainless Steel (SS)	<b>\$204.00</b>
Keyed with Euro Profile Cylinder (Schlage® Keyway standard, Rekeyable)				
Non-Keyed Passage				
Non-Keyed Euro Profile Thumbturn Inside				
Non-Keyed Fixed Handle Outside, Operating Handle Inside				
Dummy Pair				
<b>Sets with 2" x 10" Plates</b>	15B1			
Keyed with Euro Profile Cylinder (Schlage® Keyway standard, Rekeyable)				
Non-Keyed Passage				
Non-Keyed Euro Profile Thumbturn Inside				
Non-Keyed Fixed Handle Outside, Operating Handle Inside				
Dummy Pair				

**Handing Required**

- Key codes may be specified. Fits standard door thickness of 1 3/4". Specify if thicker.
- Set includes plates, handles and cylinders (where applicable). Multi Point lock mechanism is not included.

**Weiser® keyway not available for Configuration 5, Euro cylinder.**

# DOOR CONFIGURATION

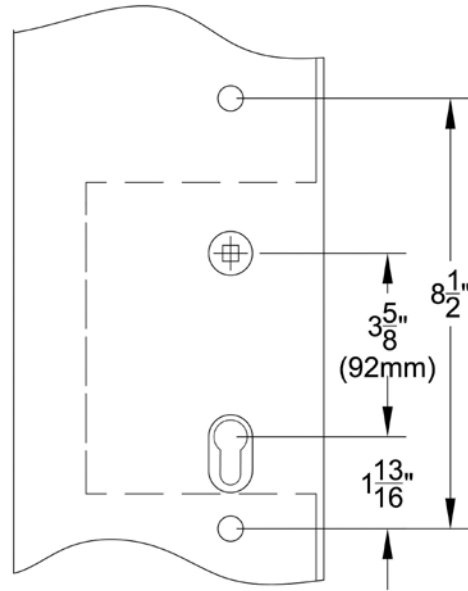
## #5

### Euro Profile Cylinder Below Handle


3<sup>5</sup>/<sub>8</sub>" Center to Center

ref. Crestline®, Hoppe®, Hurd®, KFV®, Kolbe & Kolbe®  
Lincoln®, Loewen®, Paddock Lockmaster™, Peachtree®  
Semco®, Sierra Pacific®, Signature®, Simpson®  
Therma-Tru®, Vetter®, Willmar®, Windsor®  
Weathershield®

Each Multi Point Lock Trim now includes the Spring Assist function which returns the lever to the neutral position and eliminates sagging handles.



**Sandcast Arched**  
1<sup>1</sup>/<sub>2</sub>" x 11" Keyed  
Lariat Levers



**Sandcast Arched**  
2" x 10" Keyed  
Durango Levers

SANDCAST BRONZE PLATES, ARCHED STYLE	Product Code	Lever Style (LH/RH)	Finish	List Price
<b>Sets with 1<sup>1</sup>/<sub>2</sub>" x 11" Plates</b>		<i>See Page 7 for Sandcast Bronze Lever Options.</i>	Flat Black Bronze (FB) Medium Bronze (MB) Tumbled White Bronze (TWB)	<b>\$216.00</b>
Keyed with Euro Profile Cylinder (Schlage® Keyway standard, Rekeyable)	1511			
Non-Keyed Passage	1512			
Non-Keyed Euro Profile Thumbturn Inside	1513			
Non-Keyed Fixed Handle Outside, Operating Handle Inside	1514			
Dummy Pair	1515			
<b>Sets with 2" x 10" Plates</b>				
Keyed with Euro Profile Cylinder (Schlage® Keyway standard, Rekeyable)	1521			
Non-Keyed Passage	1522			
Non-Keyed Euro Profile Thumbturn Inside	1523			
Non-Keyed Fixed Handle Outside, Operating Handle Inside	1524			
Dummy Pair	1525			

#### Handing Required

- Key codes may be specified. Fits standard door thickness of 1<sup>3</sup>/<sub>4</sub>". Specify if thicker.
- Set includes plates, handles and cylinders (where applicable). Multi Point lock mechanism is not included.

**Weiser® keyway not available for Configuration 5, Euro cylinder.**



**Sandcast  
Rectangular**  
1½" x 11" Keyed  
Teton Levers



**Sandcast  
Rectangular**  
2" x 10" Non-Keyed  
Montrose Levers

SANDCAST BRONZE PLATES, RECTANGULAR STYLE		Product Code	Lever Style (LH/RH)	Finish	List Price
<b>Sets with 1½" x 11" Plates</b>		1551	<a href="#">See Page 7 for Sandcast Bronze Lever Options.</a>	Flat Black Bronze (FB) Medium Bronze (MB) Tumbled White Bronze (TWB)	<b>\$216.00</b>
Keyed with Euro Profile Cylinder (Schlage® Keyway standard, Rekeyable)					
Non-Keyed Passage					
Non-Keyed Euro Profile Thumbturn Inside					
Non-Keyed Fixed Handle Outside, Operating Handle Inside					
Dummy Pair					
<b>Sets with 2" x 10" Plates</b>		1561			
Keyed with Euro Profile Cylinder (Schlage® Keyway standard, Rekeyable)					
Non-Keyed Passage					
Non-Keyed Euro Profile Thumbturn Inside					
Non-Keyed Fixed Handle Outside, Operating Handle Inside					
Dummy Pair					



**Bronze Tuscany**  
1½" x 11" Keyed  
Octagon Levers



**Bronze Tuscany**  
2" x 10" Keyed  
Padua Levers

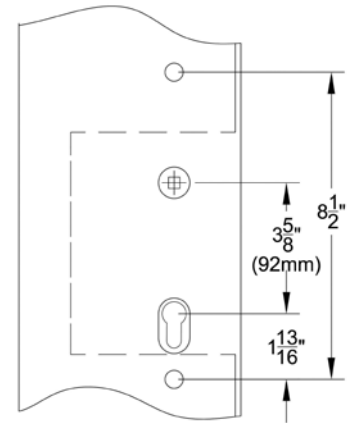
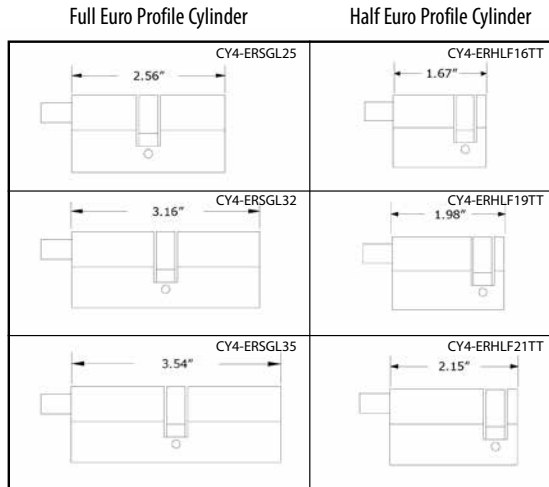
LOST WAX CAST BRONZE PLATES, TUSCANY STYLE		Product Code	Lever Style (LH/RH)	Finish	List Price
<b>Sets with 1½" x 11" Plates</b>		1531	<a href="#">See Page 7 for Lost Wax Cast Bronze Lever Options.</a>	Flat Black Bronze (FB) Medium Bronze (MB)	<b>\$216.00</b>
Keyed with Euro Profile Cylinder (Schlage® Keyway standard, Rekeyable)					
Non-Keyed Passage					
Non-Keyed Euro Profile Thumbturn Inside					
Non-Keyed Fixed Handle Outside, Operating Handle Inside					
Dummy Pair					
<b>Sets with 2" x 10" Plates</b>		1541			
Keyed with Euro Profile Cylinder (Schlage® Keyway standard, Rekeyable)					
Non-Keyed Passage					
Non-Keyed Euro Profile Thumbturn Inside					
Non-Keyed Fixed Handle Outside, Operating Handle Inside					
Dummy Pair					

**Handing Required**

- Key codes may be specified. Fits standard door thickness of 1¾". Specify if thicker.
- Set includes plates, handles and cylinders (where applicable). Multi Point lock mechanism is not included.

**Weiser® keyway not available for Configuration 5, Euro cylinder.**

## Door Configuration #5 Euro Profile Cylinder Below Handle 3 5/8" Center to Center



### Keyed Plates with Euro Profile Cylinder

Standard Door Thickness: from 1 5/8" to 2"	Extended Door Thickness: Over 2" to 2 1/2"	Extended Door Thickness: Over 2 1/2" to 2 3/4"
<b>Standard Components:</b> <ul style="list-style-type: none"> <li>• 2 9/16" Euro Profile Cylinder</li> <li>• 3 3/4" Steel Spindle</li> <li>• 1 1/2" Rosette Screws</li> </ul>	<b>Extended Components:</b> <ul style="list-style-type: none"> <li>• 3 5/32" Euro Profile Cylinder</li> <li>• 4 1/2" Steel Spindle</li> <li>• 2" Rosette Screws</li> </ul>	<b>Extended Components:</b> <ul style="list-style-type: none"> <li>• 3 17/32" Euro Profile Cylinder</li> <li>• 5" Steel Spindle</li> <li>• 3" Rosette Screws</li> </ul>

### Non-Keyed Plates with Euro Profile Half Cylinder

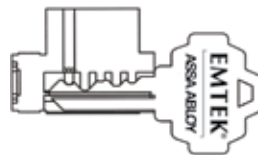
Standard Door Thickness: from 1 5/8" to 2"	Extended Door Thickness: Over 2" to 2 1/2"	Extended Door Thickness: Over 2 1/2" to 2 3/4"
<b>Standard Components:</b> <ul style="list-style-type: none"> <li>• 1 29/32" Euro Profile Half-Cylinder</li> <li>• 3 3/4" Steel Spindle</li> <li>• 1 1/2" Rosette Screws</li> </ul>	<b>Extended Components:</b> <ul style="list-style-type: none"> <li>• 1 33/32" Euro Profile Half-Cylinder</li> <li>• 4 1/2" Steel Spindle</li> <li>• 2" Rosette Screws</li> </ul>	<b>Extended Components:</b> <ul style="list-style-type: none"> <li>• 2 5/32" Euro Profile Half-Cylinder</li> <li>• 5" Steel Spindle</li> <li>• 3" Rosette Screws</li> </ul>

### Non-Keyed Plates Includes non-keyed passage, fixed handle out/operating handle in, and dummy (uses screws only)

Standard Door Thickness: from 1 5/8" to 2"	Extended Door Thickness: Over 2" to 2 3/4"
<b>Standard Components:</b> <ul style="list-style-type: none"> <li>• 3 3/4" Steel Spindle (half-spindle for fixed handle out/operating handle in)</li> <li>• 2" Rosette Screws</li> <li>• 1 1/2" Rosette Screws for 1 5/8" thick door</li> </ul>	<b>Extended Components:</b> <ul style="list-style-type: none"> <li>• 4 1/2" Steel Spindle (half-spindle for fixed handle out/operating handle in)</li> <li>• 2 1/2" Rosette Screws</li> <li>• 2" Rosette Screws for 2" - 2 1/8" thick door</li> </ul>

## CONSTRUCTION KEYING

- Lost ball system.
- Last four pin locations drilled for lost ball application.
- Master key pins used for code variability.
- Construction keys and owner keys sent separately.
- Order by indicating "Construction Keyed, House #\_" next to applicable locks.



- Construction devices used on one or more of last four positions.



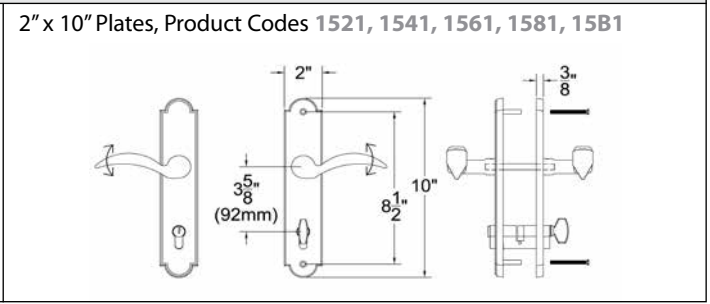
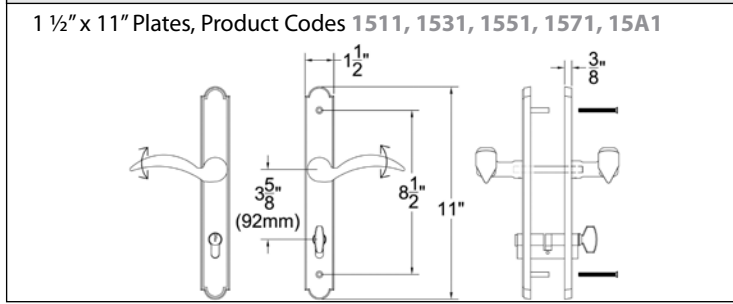
- Dimples drilled in plug in this position.

<b>Charge for Construction Keying - \$3.00 (NET)</b> <ul style="list-style-type: none"> <li>• Locks that are both construction keyed and keyed alike in a house group will be charged a total of \$5.00 (NET) per cylinder.</li> </ul>
<b>Charge for Re-Keying - \$2.00 (NET) per Cylinder</b> <ul style="list-style-type: none"> <li>• Locks that are keyed to code or keyed alike in a house group will be charged \$2.00 (NET) per cylinder.</li> </ul>
<b>Keying to Code</b> <ul style="list-style-type: none"> <li>• Order by indicating "Key Code XXXXX" next to applicable locks.</li> </ul>
<b>Keying Alike</b> <ul style="list-style-type: none"> <li>• Order by indicating "Keyed Alike" next to applicable locks if only one keyed alike group is wanted.</li> <li>• If ordering multiple groups (houses) indicate "Keyed Alike House #_" next to applicable locks.</li> </ul>

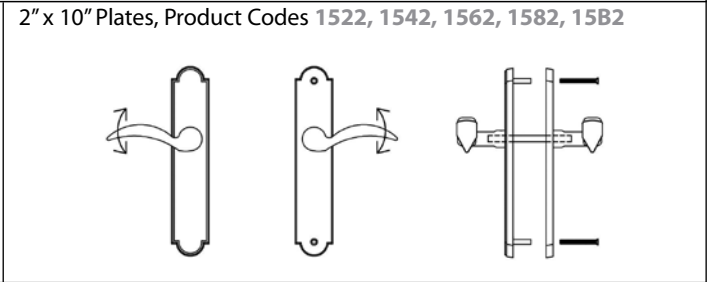
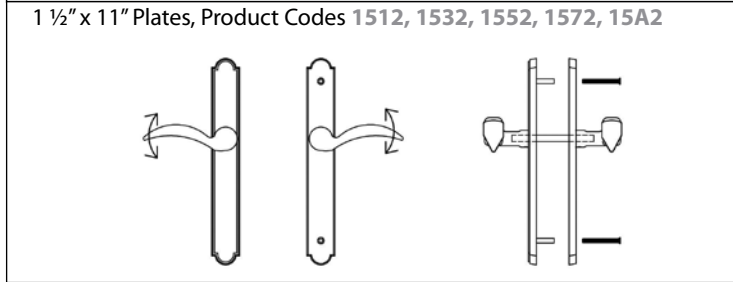


Set includes plates, handles and cylinders (where applicable). Multi Point lock mechanism is not included.  
 Crestline®, Hoppe®, Hurd®, KFV®, Kolbe & Kolbe®, Lincoln®, Loewen®, Paddock Lockmaster™, Peachtree®,  
 Semco®, Sierra Pacific®, Signature®, Simpson®, Therma-Tru®, Vetter®, Willmar®, Windsor®, Weathershield®

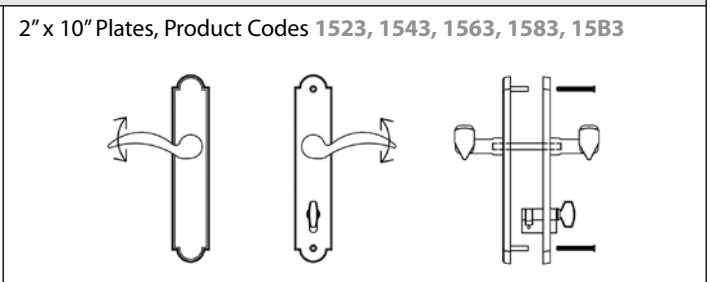
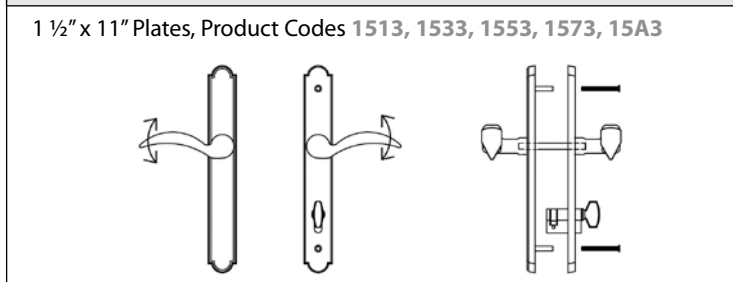
**Keyed with Euro Profile Cylinder** (for Active Door, Schlage® Keyway Standard, Rekeyable)



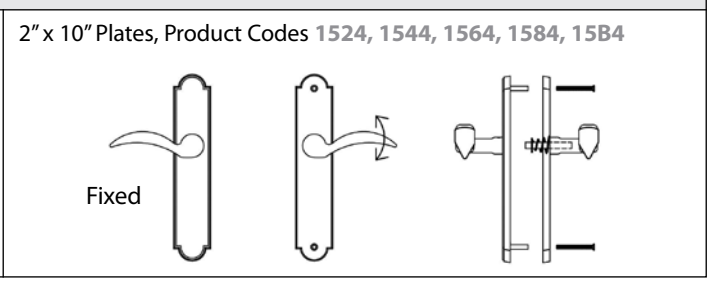
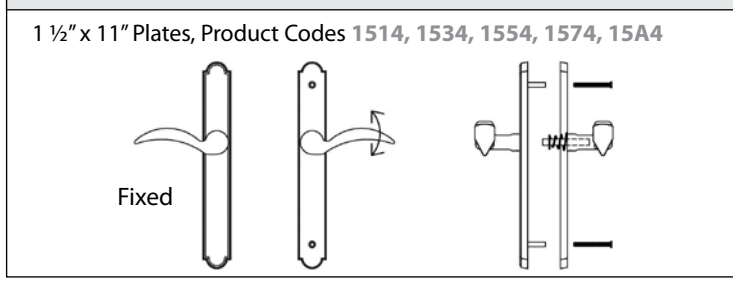
**Non-Keyed, Passage** (for Semi-Active Door)



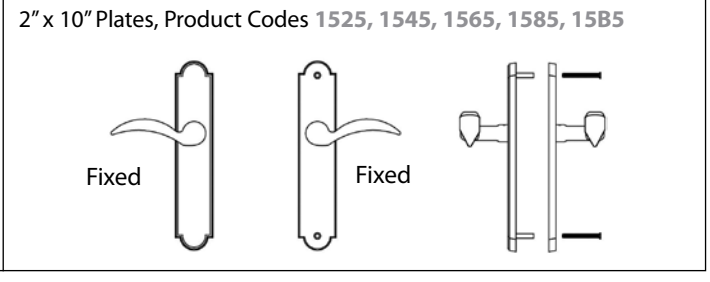
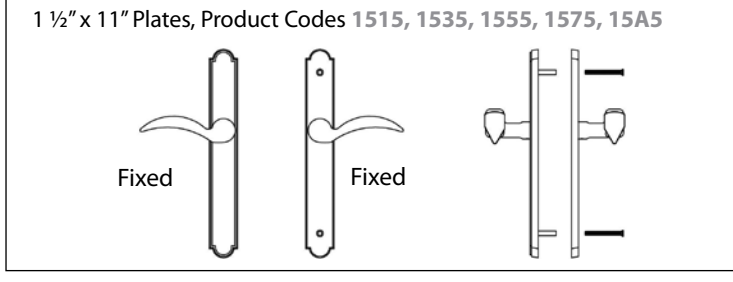
**Non-Keyed, Euro Profile Style Thumbturn Inside** (for Active Door)



**Non-Keyed, Fixed Handle Outside, Operating Handle Inside** (for Semi-Active Door)



**Dummy Pair** (for Non-Active Door)



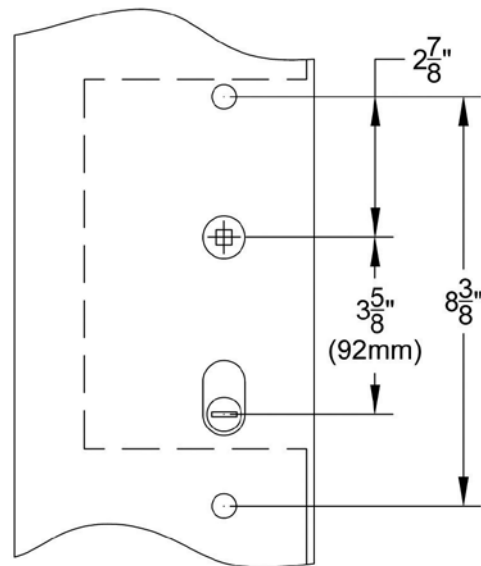
# DOOR CONFIGURATION

## #6

**American Cylinder Hub Below Handle**  
**3<sup>5</sup>/<sub>8</sub>" Center to Center**

ref. Milgard®, Pella®

Each Multi Point Lock Trim now includes the Spring Assist function which returns the lever to the neutral position and eliminates sagging handles.



**Brass Concord**  
 1<sup>1</sup>/<sub>2</sub>" x 11" Keyed  
 Cortina Levers



**Brass Concord**  
 2" x 10" Non-Keyed  
 Santa Fe Levers

BRASS PLATES, CONCORD STYLE	Product Code	Lever Style (LH/RH)	Finish	List Price
<b>Sets with 1<sup>1</sup>/<sub>2</sub>" x 11" Plates</b>		<i>See Page 7 for Brass &amp; Modern Brass Lever Options.</i>	Polished Brass - Lifetime (US3) French Antique (US7) Oil Rubbed Bronze (US10B) Satin Nickel (US15) Pewter (US15A) Flat Black (US19) Polished Chrome (US26) <b>Unlacquered Brass (US3NL)*</b>	<b>\$194.00</b>
Keyed with American Cylinder (Schlage® Keyway standard, Weiser® Keyway optional, Rekeyable)	1671			
Non-Keyed Passage	1672			
Non-Keyed American Style Thumbturn Inside	1673			
Non-Keyed Fixed Handle Outside, Operating Handle Inside	1674			
Dummy Pair	1675			
<b>Sets with 2" x 10" Plates</b>				
Keyed with American Cylinder (Schlage® Keyway standard, Weiser® Keyway optional, Rekeyable)	1681			
Non-Keyed Passage	1682			
Non-Keyed American Style Thumbturn Inside	1683			
Non-Keyed Fixed Handle Outside, Operating Handle Inside	1684			
Dummy Pair	1685			

**\*Unlacquered Brass (US3NL)**  
 finish available for a \$40 List Price upcharge per item.

### Handing Required

- Key codes may be specified. Fits standard door thickness of 1<sup>3</sup>/<sub>4</sub>". Specify if thicker.
- Set includes plates, handles and cylinders (where applicable). Multi Point lock mechanism is not included.

### Weiser®(WR5) Keyway

- Specify by adding "W" to the beginning of Product Code.
- No upcharge for cylinder substitution. Can be keyed into existing Weiser® system.



BRASS PLATES, MODERN STYLE	Product Code	Lever Style (LH/RH)	Finish	List Price			
<b>Sets with 1 1/2" x 11" Plates</b>	16A1	<i>See Page 7 for Brass &amp; Modern Brass Lever Options.</i>	Satin Brass (US4) Oil Rubbed Bronze (US10B) Satin Nickel (US15) Flat Black (US19) Polished Chrome (US26) <b>Unlacquered Brass (US3NL)*</b>	<b>\$194.00</b>			
Keyed with American Cylinder (Schlage® Keyway standard, Weiser® Keyway optional, Rekeyable)							
Non-Keyed Passage							
Non-Keyed American Style Thumbturn Inside							
Non-Keyed Fixed Handle Outside, Operating Handle Inside							
Dummy Pair							
<b>Sets with 2" x 10" Plates</b>	16B1				<i>See Page 7 for Brass &amp; Modern Brass Lever Options.</i>	*Unlacquered Brass (US3NL) finish available for a \$40 List Price upcharge per item.	
Keyed with American Cylinder (Schlage® Keyway standard, Weiser® Keyway optional, Rekeyable)							
Non-Keyed Passage							
Non-Keyed American Style Thumbturn Inside							
Non-Keyed Fixed Handle Outside, Operating Handle Inside							
Dummy Pair							



STAINLESS STEEL PLATES, MODERN STYLE	Product Code	Lever Style (LH/RH)	Finish	List Price			
<b>Sets with 1 1/2" x 11" Plates</b>	16A1	<i>See Page 7 for Stainless Steel Lever Options.</i>	Stainless Steel (SS)	<b>\$204.00</b>			
Keyed with American Cylinder (Schlage® Keyway standard, Weiser® Keyway optional, Rekeyable)							
Non-Keyed Passage							
Non-Keyed American Style Thumbturn Inside							
Non-Keyed Fixed Handle Outside, Operating Handle Inside							
Dummy Pair							
<b>Sets with 2" x 10" Plates</b>	16B1				<i>See Page 7 for Stainless Steel Lever Options.</i>	Stainless Steel (SS)	
Keyed with American Cylinder (Schlage® Keyway standard, Weiser® Keyway optional, Rekeyable)							
Non-Keyed Passage							
Non-Keyed American Style Thumbturn Inside							
Non-Keyed Fixed Handle Outside, Operating Handle Inside							
Dummy Pair							

**Handing Required**

- Key codes may be specified. Fits standard door thickness of 1 3/4". Specify if thicker.
- Set includes plates, handles and cylinders (where applicable). Multi Point lock mechanism is not included.

**Weiser® (WR5) Keyway**

- Specify by adding "W" to the beginning of Product Code.
- No upcharge for cylinder substitution. Can be keyed into existing Weiser® system.

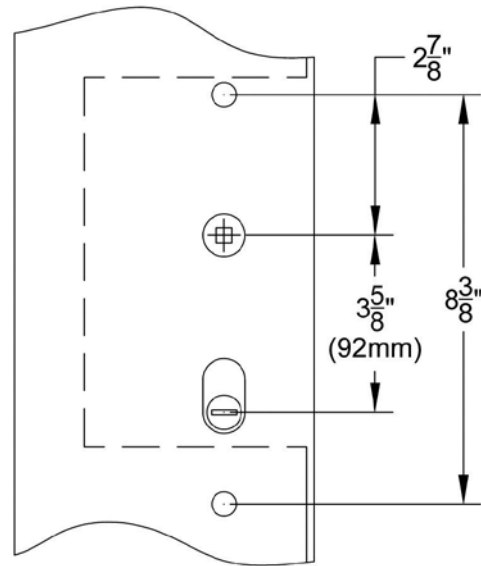
# DOOR CONFIGURATION

## #6

**American Cylinder Hub Below Handle**  
**3<sup>5</sup>/<sub>8</sub>" Center to Center**

ref. Milgard®, Pella®

Each Multi Point Lock Trim now includes the Spring Assist function which returns the lever to the neutral position and eliminates sagging handles.



**Sandcast Arched**  
 1<sup>1</sup>/<sub>2</sub>" x 11" Non-Keyed  
 Teton Levers



**Sandcast Arched**  
 2" x 10" Keyed  
 Durango Levers

SANDCAST BRONZE PLATES, ARCHED STYLE	Product Code	Lever Style (LH/RH)	Finish	List Price
<b>Sets with 1<sup>1</sup>/<sub>2</sub>" x 11" Plates</b>		<i>See Page 7 for Sandcast Bronze Lever Options.</i>	Flat Black Bronze (FB) Medium Bronze (MB) Tumbled White Bronze (TWB)	<b>\$216.00</b>
Keyed with American Cylinder (Schlage® Keyway standard, Weiser® Keyway optional, Rekeyable)	1611			
Non-Keyed Passage	1612			
Non-Keyed American Style Thumbturn Inside	1613			
Non-Keyed Fixed Handle Outside, Operating Handle Inside	1614			
Dummy Pair	1615			
<b>Sets with 2" x 10" Plates</b>				
Keyed with American Cylinder (Schlage® Keyway standard, Weiser® Keyway optional, Rekeyable)	1621			
Non-Keyed Passage	1622			
Non-Keyed American Style Thumbturn Inside	1623			
Non-Keyed Fixed Handle Outside, Operating Handle Inside	1624			
Dummy Pair	1625			

### Handing Required

- Key codes may be specified. Fits standard door thickness of 1<sup>3</sup>/<sub>4</sub>". Specify if thicker.
- Set includes plates, handles and cylinders (where applicable). Multi Point lock mechanism is not included.

### Weiser®(WR5) Keyway

- Specify by adding "W" to the beginning of Product Code.
- No upcharge for cylinder substitution. Can be keyed into existing Weiser® system.



**Sandcast Rectangular**  
1 1/2" x 11" Non-Keyed Lariat Levers



**Sandcast Rectangular**  
2" x 10" Keyed Montrose Levers

SANDCAST BRONZE PLATES, RECTANGULAR STYLE	Product Code	Lever Style (LH/RH)	Finish	List Price
<b>Sets with 1 1/2" x 11" Plates</b>		<i>See Page 7 for Sandcast Bronze Lever Options.</i>	Flat Black Bronze (FB) Medium Bronze (MB) Tumbled White Bronze (TWB)	<b>\$216.00</b>
Keyed with American Cylinder (Schlage® Keyway standard, Weiser® Keyway optional, Rekeyable)	1651			
Non-Keyed Passage	1652			
Non-Keyed American Style Thumbturn Inside	1653			
Non-Keyed Fixed Handle Outside, Operating Handle Inside	1654			
Dummy Pair	1655			
<b>Sets with 2" x 10" Plates</b>				
Keyed with American Cylinder (Schlage® Keyway standard, Weiser® Keyway optional, Rekeyable)	1661			
Non-Keyed Passage	1662			
Non-Keyed American Style Thumbturn Inside	1663			
Non-Keyed Fixed Handle Outside, Operating Handle Inside	1664			
Dummy Pair	1665			



**Bronze Tuscany**  
1 1/2" x 11" Keyed Octagon Levers



**Bronze Tuscany**  
2" x 10" Non-Keyed Napoli Levers

LOST WAX CAST BRONZE PLATES, TUSCANY STYLE	Product Code	Lever Style (LH/RH)	Finish	List Price
<b>Sets with 1 1/2" x 11" Plates</b>		<i>See Page 7 for Lost Wax Cast Bronze Lever Options.</i>	Flat Black Bronze (FB) Medium Bronze (MB)	<b>\$216.00</b>
Keyed with American Cylinder (Schlage® Keyway standard, Weiser® Keyway optional, Rekeyable)	1631			
Non-Keyed Passage	1632			
Non-Keyed American Style Thumbturn Inside	1633			
Non-Keyed Fixed Handle Outside, Operating Handle Inside	1634			
Dummy Pair	1635			
<b>Sets with 2" x 10" Plates</b>				
Keyed with American Cylinder (Schlage® Keyway standard, Weiser® Keyway optional, Rekeyable)	1641			
Non-Keyed Passage	1642			
Non-Keyed American Style Thumbturn Inside	1643			
Non-Keyed Fixed Handle Outside, Operating Handle Inside	1644			
Dummy Pair	1645			

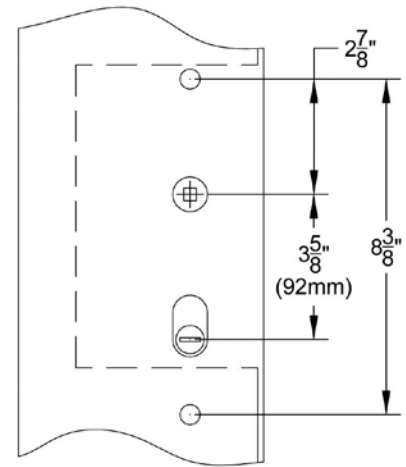

**Handing Required**

- Key codes may be specified. Fits standard door thickness of 1 3/4". Specify if thicker.
- Set includes plates, handles and cylinders (where applicable). Multi Point lock mechanism is not included.

**Weiser® (WR5) Keyway**

- Specify by adding "W" to the beginning of Product Code.
- No upcharge for cylinder substitution. Can be keyed into existing Weiser® system.

## Door Configuration #6 American Cylinder Below Handle 3 5/8" Center to Center



**Keyed Plates with American Cylinder** Includes non-keyed thumbturn inside

### Standard Door Thickness: from 1 5/8" to 2"

- Standard Components:
- Single Cylinder Tailpiece
  - 3 3/4" Steel Spindle
  - 2" Rosette Screws
  - 1 1/2" Rosette Screws for 1 5/8" thick door

### Extended Door Thickness: Over 2" to 2 3/4"

- Extended Components:
- Long Single Cylinder Tailpiece
  - 4 1/2" Steel Spindle
  - 2 1/2" Rosette Screws
  - 2" Rosette Screws for 2" - 2 1/8" thick door

**Non-Keyed Plates** Includes non-keyed passage, fixed handle out/operating handle in, and dummy (uses screws only)

### Standard Door Thickness: from 1 5/8" to 2"

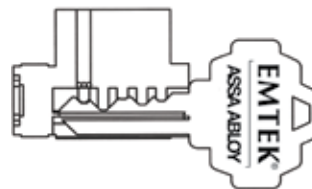
- Standard Components:
- Thumbturn Tailpiece
  - 3 3/4" Steel Spindle (half-spindle for fixed handle out/operating handle in)
  - 2" Rosette Screws
  - 1 1/2" Rosette Screws for 1 5/8" thick door

### Extended Door Thickness: Over 2" to 2 3/4"

- Extended Components:
- Long Thumbturn Tailpiece
  - 4 1/2" Steel Spindle (half-spindle for fixed handle out/operating handle in)
  - 2 1/2" Rosette Screws
  - 2" Rosette Screws for 2" - 2 1/8" thick door

## CONSTRUCTION KEYING

- Lost ball system.
- Last four pin locations drilled for lost ball application.
- Master key pins used for code variability.
- Construction keys and owner keys sent separately.
- Order by indicating "**Construction Keyed, House #**\_" next to applicable locks.



- Construction devices used on one or more of last four positions.



- Dimples drilled in plug in this position.

### Charge for Construction Keying - \$3.00 (NET)

- Locks that are both construction keyed and keyed alike in a house group will be charged a total of \$5.00 (NET) per cylinder.

### Charge for Re-Keying - \$2.00 (NET) per Cylinder

- Locks that are keyed to code or keyed alike in a house group will be charged \$2.00 (NET) per cylinder.

### Keying to Code

- Order by indicating "Key Code XXXXX" next to applicable locks.

### Keying Alike

- Order by indicating "Keyed Alike" next to applicable locks if only one keyed alike group is wanted.
- If ordering multiple groups (houses) indicate "**Keyed Alike House #**\_" next to applicable locks.

Set includes plates, handles and cylinders (where applicable). Multi Point lock mechanism is not included.  
Milgard®, Pella®

<b>Keyed with American Cylinder</b> (for Active Door, Schlage® Keyway Standard, Weiser® Keyway Optional, Rekeyable)	
<p>1 1/2" x 11" Plates, Product Codes 1611, 1631, 1651, 1671, 16A1</p>	<p>2" x 10" Plates, Product Codes 1621, 1641, 1661, 1681, 16B1</p>
<b>Non-Keyed, Passage</b> (for Semi-Active Door)	
<p>1 1/2" x 11" Plates, Product Codes 1612, 1632, 1652, 1672, 16A2</p>	<p>2" x 10" Plates, Product Codes 1622, 1642, 1662, 1682, 16B2</p>
<b>Non-Keyed, American Style Thumbturn Inside</b> (for Active Door)	
<p>1 1/2" x 11" Plates, Product Codes 1613, 1633, 1653, 1673, 16A3</p>	<p>2" x 10" Plates, Product Codes 1623, 1643, 1663, 1683, 16B3</p>
<b>Non-Keyed, Fixed Handle Outside, Operating Handle Inside</b> (for Semi-Active Door)	
<p>1 1/2" x 11" Plates, Product Codes 1614, 1634, 1654, 1674, 16A4</p>	<p>2" x 10" Plates, Product Codes 1624, 1644, 1664, 1684, 16B4</p>
<b>Dummy Pair</b> (for Non-Active Door)	
<p>1 1/2" x 11" Plates, Product Codes 1615, 1635, 1655, 1675, 16A5</p>	<p>2" x 10" Plates, Product Codes 1625, 1645, 1665, 1685, 16B5</p>

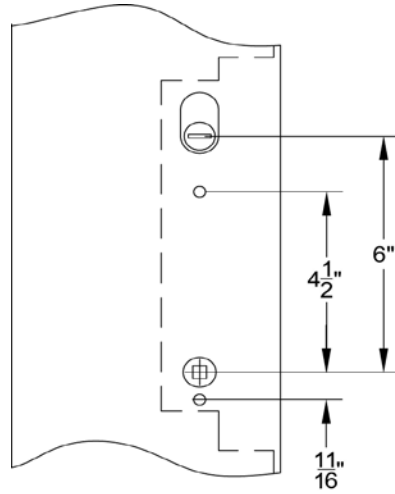
# DOOR CONFIGURATION

## #7

### American Cylinder Hub Above Handle 6" Center to Center

ref. Trillanium® (formerly W&F Manufacturing)

Each Multi Point Lock Trim now includes the Spring Assist function which returns the lever to the neutral position and eliminates sagging handles.



**Brass Modern**  
2" x 10" Keyed  
Poseidon Levers



**Brass Modern**  
2" x 10" Non-Keyed  
Hercules Levers

BRASS PLATES, MODERN STYLE	Product Code	Lever Style (LH/RH)	Finish	List Price
<b>Sets with 2" x 10" Plates</b>		<i>See Page 7 for Brass &amp; Modern Brass Lever Options.</i>	Satin Brass (US4) Oil Rubbed Bronze (US10B) Satin Nickel (US15) Flat Black (US19) Polished Chrome (US26) <b>Unlacquered Brass (US3NL)*</b>	<b>\$194.00</b>
Keyed with American Cylinder (Schlage® Keyway standard, Weiser® Keyway optional, Rekeyable)	17B1			
Non-Keyed American Style T-Turn Inside (Patio Function)	17B3			
Dummy Pair	17B5			
Non-Keyed American Style T-Turn Inside, Fixed Handles	17B6			
			<b>*Unlacquered Brass (US3NL)</b> finish available for a \$40 List Price upcharge per item.	

#### Handing Required

- Key codes may be specified. Fits standard door thickness of 1¾". Specify if thicker.
- Set includes plates, handles and cylinders (where applicable). Multi Point lock mechanism is not included.

#### Weiser®(WR5) Keyway

- Specify by adding "W" to the beginning of Product Code.
- No upcharge for cylinder substitution. Can be keyed into existing Weiser® system.





**Stainless Steel**  
2" x 10" Keyed  
Stuttgart Levers



**Stainless Steel**  
2" x 10" Non-Keyed  
Hercules Levers

STAINLESS STEEL PLATES, MODERN STYLE		Product Code	Lever Style (LH/RH)	Finish	List Price
<b>Sets with 2" x 10" Plates</b>		17B1	<i>See Page 7 for Brass &amp; Modern Brass Lever Options.</i>	Stainless Steel (SS)	<b>\$204.00</b>
Keyed with American Cylinder (Schlage® Keyway standard, Weiser® Keyway optional, Rekeyable)					
Non-Keyed American Style T-Turn Inside (Patio Function)					
Dummy Pair					
Non-Keyed American Style T-Turn Inside, Fixed Handles					



**Sandcast Arched**  
2" x 10" Keyed  
Montrose Levers



**Sandcast Arched**  
2" x 10" Non-Keyed  
Cody Levers

SANDCAST BRONZE PLATES, ARCHED STYLE		Product Code	Lever Style (LH/RH)	Finish	List Price
<b>Sets with 2" x 10" Plates</b>		1721	<i>See Page 7 for Sandcast Bronze Lever Options.</i>	Flat Black Bronze (FB) Medium Bronze (MB) Tumbled White Bronze (TWB)	<b>\$216.00</b>
Keyed with American Cylinder (Schlage® Keyway standard, Weiser® Keyway optional, Rekeyable)					
Non-Keyed American Style T-Turn Inside (Patio Function)					
Dummy Pair					
Non-Keyed American Style T-Turn Inside, Fixed Handles					



**Sandcast Rectangular**  
2" x 10" Keyed  
Lariat Levers



**Sandcast Rectangular**  
2" x 10" Non-Keyed  
Lariat Levers

SANDCAST BRONZE PLATES, RECTANGULAR STYLE		Product Code	Lever Style (LH/RH)	Finish	List Price
<b>Sets with 2" x 10" Plates</b>		1761	<i>See Page 7 for Sandcast Bronze Lever Options.</i>	Flat Black Bronze (FB) Medium Bronze (MB) Tumbled White Bronze (TWB)	<b>\$216.00</b>
Keyed with American Cylinder (Schlage® Keyway standard, Weiser® Keyway optional, Rekeyable)					
Non-Keyed American Style T-Turn Inside (Patio Function)					
Dummy Pair					
Non-Keyed American Style T-Turn Inside, Fixed Handles					

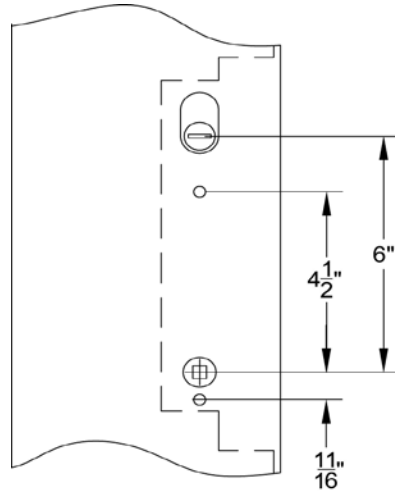
# DOOR CONFIGURATION

## #7

### American Cylinder Hub Above Handle 6" Center to Center

ref. Trillanium® (formerly W&F Manufacturing)

Each Multi Point Lock Trim now includes the Spring Assist function which returns the lever to the neutral position and eliminates sagging handles.



**Bronze Tuscany**  
2" x 10" Keyed  
Padua Levers



**Bronze Tuscany**  
2" x 10" Non-Keyed  
Napoli Levers

LOST WAX CAST BRONZE PLATES, TUSCANY STYLE	Product Code	Lever Style (LH/RH)	Finish	List Price
<b>Sets with 2" x 10" Plates</b>		<i>See Page 7 for Lost Wax Cast Bronze Lever Options.</i>	Flat Black Bronze (FB) Medium Bronze (MB)	<b>\$216.00</b>
Keyed with American Cylinder (Schlage® Keyway standard, Weiser® Keyway optional, Rekeyable)	1741			
Non-Keyed American Style T-Turn Inside (Patio Function)	1743			
Dummy Pair	1745			
Non-Keyed American Style T-Turn Inside, Fixed Handles	1746			

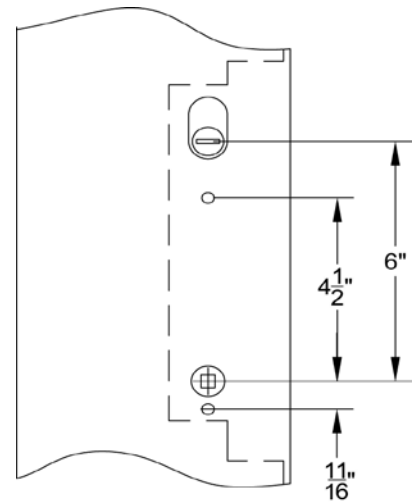
#### Handing Required

- Key codes may be specified. Fits standard door thickness of 1¾". Specify if thicker.
- Set includes plates, handles and cylinders (where applicable). Multi Point lock mechanism is not included.

#### Weiser®(WR5) Keyway

- Specify by adding "W" to the beginning of Product Code.
- No upcharge for cylinder substitution. Can be keyed into existing Weiser® system.

**Door Configuration #7 American Cylinder Above Handle 6" Center to Center**



**Keyed Plates with American Cylinder** Includes non-keyed thumbturn inside

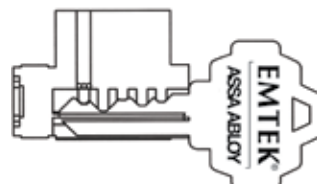
Standard Door Thickness: from 1 5/8" to 2"	Extended Door Thickness: Over 2" to 2 3/4"
<p>Standard Components:</p> <ul style="list-style-type: none"> <li>• Single Cylinder Tailpiece</li> <li>• 2" Steel Spindles (Half-spindle)</li> <li>• 2" Rosette Screws for 1 5/8" - 1 3/4" thick door</li> <li>• 2 1/2" Rosette Screws for 1 3/4" - 2" thick door</li> </ul>	<p>Extended Components:</p> <ul style="list-style-type: none"> <li>• Long Single Cylinder Tailpiece</li> <li>• 2" Steel Spindles (Half-spindle)</li> <li>• 2 1/2" Rosette Screws 2" - 2 1/4" thick door</li> <li>• 3" Rosette Screws for 2 1/4" - 2 3/4" thick door</li> </ul>

**Non-Keyed Plates** Includes non-keyed passage, fixed handle out/operating handle in, & dummy (uses screws only)

Standard Door Thickness: from 1 5/8" to 2"	Extended Door Thickness: Over 2" to 2 3/4"
<p>Standard Components:</p> <ul style="list-style-type: none"> <li>• Thumbturn Tailpiece</li> <li>• 2" Steel Spindles (Half-spindle. No spindle for fixed handles)</li> <li>• 2" Rosette Screws for 1 5/8" - 1 3/4" thick door</li> <li>• 2 1/2" Rosette Screws for 1 3/4" - 2" thick door</li> </ul>	<p>Extended Components:</p> <ul style="list-style-type: none"> <li>• Long Thumbturn Tailpiece</li> <li>• 2" Steel Spindles (Half-spindle. No spindle for fixed handles)</li> <li>• 2 1/2" Rosette Screws 2" - 2 1/4" thick door</li> <li>• 3" Rosette Screws for 2 1/4" - 2 3/4" thick door</li> </ul>

**CONSTRUCTION KEYING**

- Lost ball system.
- Last four pin locations drilled for lost ball application.
- Master key pins used for code variability.
- Construction keys and owner keys sent separately.
- Order by indicating "**Construction Keyed, House #\_**" next to applicable locks.



- Construction devices used on one or more of last four positions.



- Dimples drilled in plug in this position.

<b>Charge for Construction Keying - \$3.00 (NET)</b>
• Locks that are both construction keyed and keyed alike in a house group will be charged a total of \$5.00 (NET) per cylinder.

<b>Charge for Re-Keying - \$2.00 (NET) per Cylinder</b>
• Locks that are keyed to code or keyed alike in a house group will be charged \$2.00 (NET) per cylinder.

<b>Keying to Code</b>
• Order by indicating "Key Code XXXXX" next to applicable locks.

<b>Keying Alike</b>
• Order by indicating "Keyed Alike" next to applicable locks if only one keyed alike group is wanted.
• If ordering multiple groups (houses) indicate " <b>Keyed Alike House #_</b> " next to applicable locks.

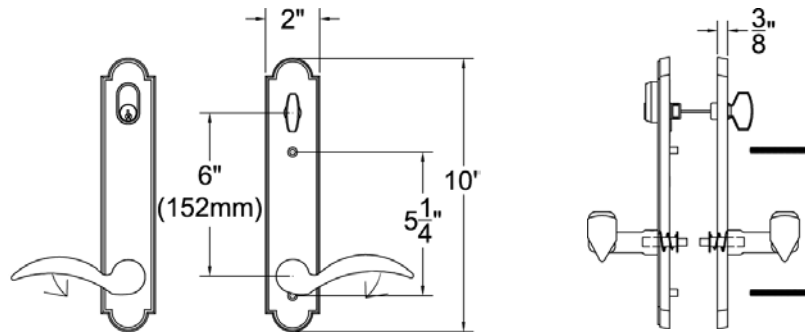
# DOOR CONFIGURATION #7 Specification Sheet for Trim and Cylinder Styles

Set includes plates, handles and cylinders (where applicable). Multi Point lock mechanism is not included.

Trillenium® (formerly W&F Manufacturing)

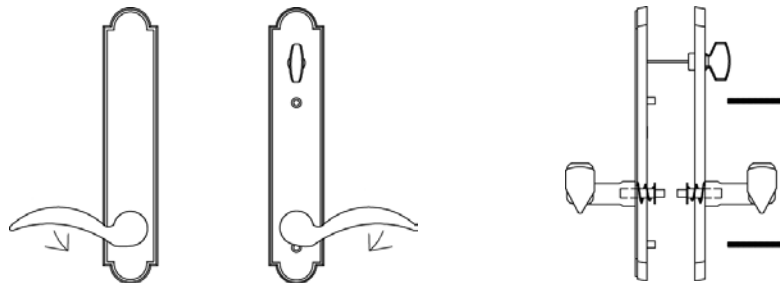
## Keyed with American Cylinder (for Active Door, Schlage® Keyway Standard, Weiser® Keyway Optional, Rekeyable)

2" x 10" Plates, Product Codes 1721, 1741, 1761, 17B1



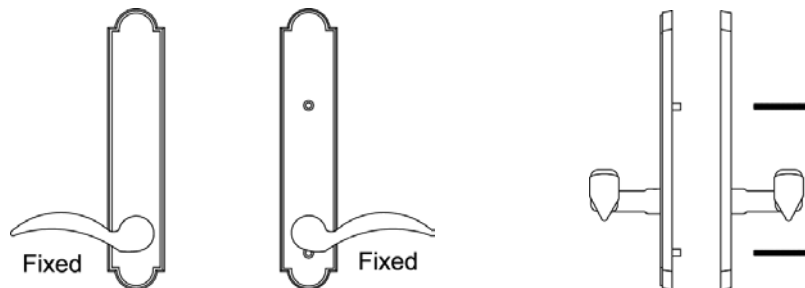
## Non-Keyed, American Style T-Turn Inside (Active Door)

2" x 10" Plates, Product Codes 1723, 1743, 1763, 17B3



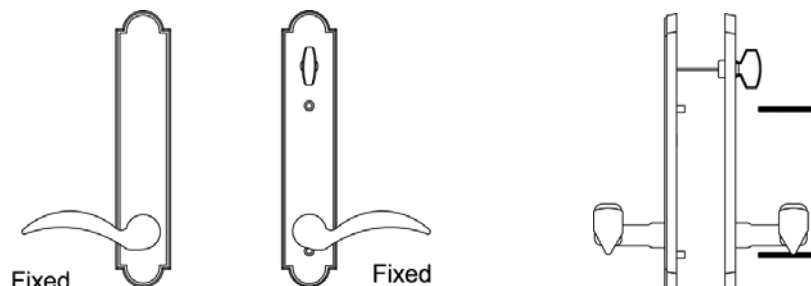
## Dummy Pair (for Non-Active Door)

2" x 10" Plates, Product Codes 1725, 1745, 1765, 17B5



## Non-Keyed, Fixed Handles, American Style T-Turn Inside (for Semi-Active Door)

2" x 10" Plates, Product Codes 1726, 1746, 1766, 17B6



PRODUCT CODE	PAGE	1184	8	1284	14	1384	20	1484	26	1584	32	1684	38	13B2	21
		1185	8	1285	14	1385	20	1485	26	1585	32	1685	38	13B3	21
1111	10	1211	16	1311	22	1411	28	1511	34	1611	40	1721	45	13B4	21
1112	10	1212	16	1312	22	1412	28	1512	34	1612	40	1723	45	13B5	21
1113	10	1213	16	1313	22	1413	28	1513	34	1613	40	1725	45	14A1	27
1114	10	1214	16	1314	22	1414	28	1514	34	1614	40	1726	45	14A2	27
1115	10	1215	16	1315	22	1415	28	1515	34	1615	40	1741	46	14A3	27
1121	10	1221	16	1321	22	1421	28	1521	34	1621	40	1743	46	14A4	27
1122	10	1222	16	1322	22	1422	28	1522	34	1622	40	1745	46	14A5	27
1123	10	1223	16	1323	22	1423	28	1523	34	1623	40	1746	46	14B1	27
1124	10	1224	16	1324	22	1424	28	1524	34	1624	40	1761	45	14B2	27
1125	10	1225	16	1325	22	1425	28	1525	34	1625	40	1763	45	14B3	27
1131	11	1231	17	1331	23	1431	29	1531	35	1631	41	1765	45	14B4	27
1132	11	1232	17	1332	23	1432	29	1532	35	1632	41	1766	45	14B5	27
1133	11	1233	17	1333	23	1433	29	1533	35	1633	41	11A1	9	15A1	33
1134	11	1234	17	1334	23	1434	29	1534	35	1634	41	11A2	9	15A2	33
1135	11	1235	17	1335	23	1435	29	1535	35	1635	41	11A3	9	15A3	33
1141	11	1241	17	1341	23	1441	29	1541	35	1641	41	11A4	9	15A4	33
1142	11	1242	17	1342	23	1442	29	1542	35	1642	41	11A5	9	15A5	33
1143	11	1243	17	1343	23	1443	29	1543	35	1643	41	11B1	9	15B1	33
1144	11	1244	17	1344	23	1444	29	1544	35	1644	41	11B2	9	15B2	33
1145	11	1245	17	1345	23	1445	29	1545	35	1645	41	11B3	9	15B3	33
1151	11	1251	17	1351	23	1451	29	1551	35	1651	41	11B4	9	15B4	33
1152	11	1252	17	1352	23	1452	29	1552	35	1652	41	11B5	9	15B5	33
1153	11	1253	17	1353	23	1453	29	1553	35	1653	41	12A1	15	16A1	39
1154	11	1254	17	1354	23	1454	29	1554	35	1654	41	12A2	15	16A2	39
1155	11	1255	17	1355	23	1455	29	1555	35	1655	41	12A3	15	16A3	39
1161	11	1261	17	1361	23	1461	29	1561	35	1661	41	12A4	15	16A4	39
1162	11	1262	17	1362	23	1462	29	1562	35	1662	41	12A5	15	16A5	39
1163	11	1263	17	1363	23	1463	29	1563	35	1663	41	12B1	15	16B1	39
1164	11	1264	17	1364	23	1464	29	1564	35	1664	41	12B2	15	16B2	39
1165	11	1265	17	1365	23	1465	29	1565	35	1665	41	12B3	15	16B3	39
1171	8	1271	14	1371	20	1471	26	1571	32	1671	38	12B4	15	16B4	39
1172	8	1272	14	1372	20	1472	26	1572	32	1672	38	12B5	15	16B5	39
1173	8	1273	14	1373	20	1473	26	1573	32	1673	38	13A1	21	17B1	44,45
1174	8	1274	14	1374	20	1474	26	1574	32	1674	38	13A2	21	17B3	44,45
1175	8	1275	14	1375	20	1475	26	1575	32	1675	38	13A3	21	17B4	44,45
1181	8	1281	14	1381	20	1481	26	1581	32	1681	38	13A4	21	17B5	44,45
1182	8	1282	14	1382	20	1482	26	1582	32	1682	38	13A5	21		
1183	8	1283	14	1383	20	1483	26	1583	32	1683	38	13B1	21		

**Door Manufacturers listed under each configuration are for reference only and are subject to change. Some retrofitting may be necessary. Please carefully measure and identify your hardware using the diagrams and steps listed on page 4 and 5.**

G-U® is a registered trademark of G-U Hardware, Inc. Paddock™ is a registered trademark of Yale® UK. Pella® is a registered trademark of Pella Corporation. Sierra Pacific Windows® is a registered trademark of Sierra Pacific Industries. Superior® is a registered trademark of Superior Engineered Products Corporation. Willmar® is a registered trademark of JELD-WEN of Canada Ltd. Andersen® is a registered trademark of Andersen Corporation. Trillanium® is a registered trademark of Endura Products, Inc. Eagle® is a registered trademark of Eagle Window and Door, Inc. BiltBest® is a registered trademark of BiltBest Windows and Patio Doors. Ashland® is a registered trademark of Ashland Products, Inc. Caradco®, JELD-WEN, Norco® and Pozzi® are registered trademarks of JELD-WEN Inc., Oregon, USA. Integrity® and Marvin® are registered trademarks of Marvin Windows and Doors. Milgard® is a registered trademark of Milgard Windows, Inc. Therma-Tru® is a registered trademark of Therma-Tru Doors®. HOPPE® is a registered trademark of HOPPE North America, Inc. Hurd® is a registered trademark of Hurd Millwork Company. Kolbe & Kolbe® is a registered trademark of Kolbe & Kolbe Millwork Company, Inc. Lincoln® is a registered trademark of Lincoln Wood Products, Inc. Loewen® is a registered trademark of Loewen Windows. PGT® is a registered trademark of PGT Industries. Peachtree® and Vetter® are registered trademark of The Peachtree Companies, Inc. Semco® is a registered trademark of Semling-Menke Co. Inc. Weathershield® is a registered trademark of Weathershield Mfg. Inc. KML by Andersen® is a registered trademark of KML by Andersen. Atrium® is a registered trademark of Atrium. KfV® is a registered trademark of KfV. Simpson® is a registered trademark of Simpson. Signature® is a registered trademark of Signature. Crestline® is a registered trademark of Crestline. Windsor® is a registered trademark of Windsor. With the exception of Paddock™, none of the aforementioned companies are affiliated with Emtek Products, Inc.

# Multi Point Lock Trim Order Form

Acct#

**EMTEK®**

Order Placed By

Date

**ASSA ABLOY**

**Billing Information**

Company Name .....

Address .....

City ..... State, Zip .....

Telephone .....

**Shipping Address**

Company Name .....

Address .....

City ..... State, Zip .....

Telephone .....

PO#

Note

QTY	Configuration	Product Code	Lever Style	Handing (LH/RH)	Finish	Price

**EMTEK Products, Inc.**  
 15250 E Stafford Street  
 City of Industry, CA 91744  
 Tel: 800-356-2741 626-961-0413  
 Fax: 800-577-5771 626-336-2812  
 www.emtek.com

**Please Fax Order Form to (800) 577-5771  
 or Email to [orders@emtek.com](mailto:orders@emtek.com)**

# LIFETIME LIMITED WARRANTY

Subject to the terms and conditions of this warranty, Emtek Products, Inc. ("Company") extends a lifetime limited warranty to the original consumer user ("Original User") of our product ("Product") against defects in material and workmanship, as long as the Original User occupies the residential premises upon which the Product was originally installed.

This warranty only applies to the Original User of the Products. This warranty is not transferable. This warranty applies to all products sold on or after April 2, 2012.

**Original User:** The Original User will return the defective Product to the Company, free and clear of all liens and encumbrances, transportation prepaid, accompanied by a statement of defects and proof of purchase.

**What Emtek will do:** Upon return of the defective Product to Emtek, Emtek's sole obligation, at its option, is to either repair or replace the Product, or refund the original purchase price in exchange for the Product.

**THE COMPANY MAKES NO OTHER WARRANTY OTHER THAN AS EXPRESSLY STATED HEREIN, AND ALL IMPLIED WARRANTIES, INCLUDING ANY WARRANTY OF MERCHANTABILITY OR FITNESS FOR A PARTICULAR PURPOSE, ARE HEREBY EXCLUDED.**

**THE COMPANY'S MAXIMUM LIABILITY HEREUNDER IS LIMITED TO THE PURCHASE PRICE OF THE PRODUCT. IN NO EVENT SHALL THE COMPANY BE LIABLE FOR ANY CONSEQUENTIAL, INDIRECT, INCIDENTAL OR SPECIAL AND/OR PUNITIVE DAMAGES OF ANY NATURE ARISING FROM THE SALE OR USE OF THE PRODUCT, WHETHER BASED ON CONTRACT, WARRANTY, TORT, STRICT LIABILITY, PATENT INFRINGEMENT, OR OTHERWISE, EVEN IF ADVISED OF THE POSSIBILITY OF SUCH DAMAGES.** Some local laws do not allow the exclusion or limitation of incidental or consequential damages, so the above exclusion or limitation may not apply to you. This warranty gives specific legal rights and a buyer may also have other rights which may vary from state to state.

**WHAT IS NOT COVERED:** THE FOLLOWING COSTS, EXPENSES AND DAMAGES ARE NOT COVERED BY THE PROVISIONS OF THIS LIMITED WARRANTY: (I) LABOR COSTS INCLUDING, BUT NOT LIMITED TO, SUCH COSTS AS THE REMOVAL AND REINSTALLATION OF PRODUCT; AND (II) SHIPPING AND FREIGHT EXPENSES REQUIRED TO RETURN PRODUCT TO EMTEK.

THE PROVISIONS OF THIS WARRANTY DO NOT APPLY TO PRODUCTS: (I) USED IN COMMERCIAL APPLICATIONS; (II) USED IN COMMON AREA APPLICATIONS; (III) USED FOR PURPOSES FOR WHICH THEY ARE NOT DESIGNED OR INTENDED; (IV) WHICH HAVE BEEN SUBJECTED TO ALTERATION, ABUSE, MISUSE, NEGLIGENCE OR ACCIDENT; (V) WHICH HAVE BEEN IMPROPERLY STORED, INSTALLED, MAINTAINED OR OPERATED; (VI) WHICH HAVE BEEN USED IN VIOLATION OF WRITTEN INSTRUCTIONS PROVIDED BY EMTEK; (VII) WHICH HAVE BEEN SUBJECTED TO IMPROPER TEMPERATURE, HUMIDITY OR OTHER ENVIRONMENTAL CONDITIONS; OR (VIII) WHICH, BASED ON EMTEK'S EXAMINATION, DO NOT DISCLOSE TO EMTEK'S SATISFACTION NON-CONFORMANCE TO THE WARRANTY. Additionally, this warranty DOES NOT COVER scratches, abrasions, or deterioration due to the use of paints, solvents or other chemicals.

**Finish Warranty:** Polished Brass-Lifetime finish carries a lifetime limited finish warranty. There is no finish warranty on Deep Burgundy, Medium Bronze Patina, Silver Patina, Flat Black Patina, Tumbled White Bronze, and Unlacquered Brass finishes. All other finishes carry a five year finish warranty.

**Warranty claims:** For warranty service and shipping instructions contact customer service at:

EMTEK Products, Inc.  
15250 E. Stafford Street  
City of Industry, CA 91744  
Tel: (626) 961-0413

ASSA ABLOY is the global leader in door opening solutions, dedicated to satisfying end-user needs for security, safety and convenience

**EMTEK®**

**ASSA ABLOY**

EMTEK Products, Inc.  
15250 E. Stafford Street  
City of Industry • CA 91744  
Tel: 800-356-2741 • 626-961-0413  
Fax: 800-577-5771 • 626-336-2812  
emtek.com

