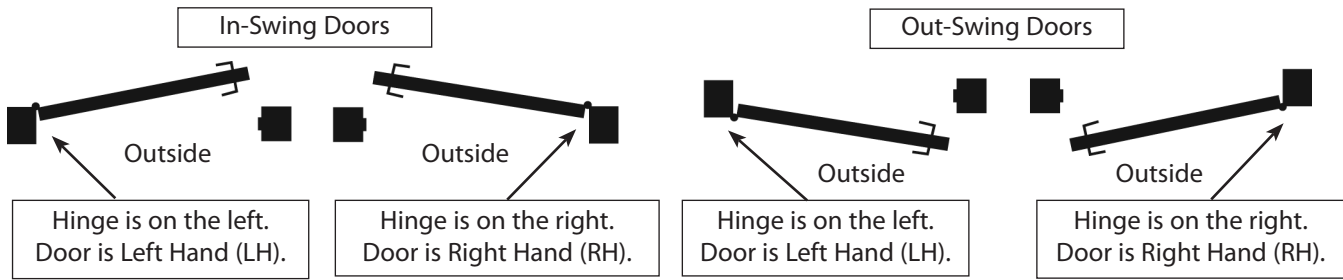


Trim for Swinging Patio Doors
MULTI POINT LOCK TRIM
2014 PRICE BOOK



HAND OF DOOR IS ALWAYS DETERMINED FROM THE OUTSIDE


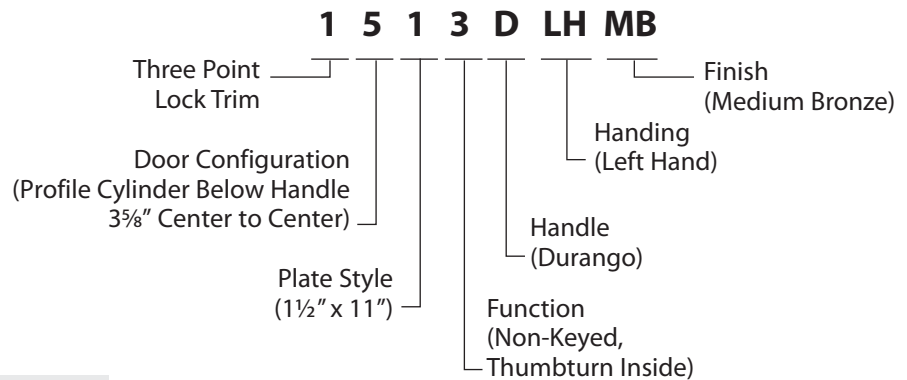
Determining handing for door hardware is different than determining handing for carpentry (ordering and hanging doors). If you follow the standard carpentry rules for handing door hardware, instead of following the diagram below, there is good chance you may end up with a lock that is handed incorrectly. Please refer to the diagram below and if you have any questions, call Customer Service at (800) 356-2741.



FINISHES

- US7 - French Antique
- US10B - Oil Rubbed Bronze
- US15 - Satin Nickel
- US15A - Pewter
- US26 - Polished Chrome
- PVD-Lifetime
- DB - Deep Burgundy
- FB - Flat Black
- MB - Medium Bronze
- SS - Stainless Steel

PRODUCT CODE FORMAT



UNLACQUERED BRASS in US7

All brass products are now available in unlacquered finish with additional \$14 NET upcharge.

TERMS AND CONDITIONS OF SALE

Terms:

Net 30 Days on established credit.

Shipping:

EMTEK builds all products to order and ships most orders within 48 hours. EMTEK pays the freight on all orders using 3 Day shipping service. To shorten the transit time, shipments can be upgraded to 2nd Day service or Next Day service for a fee. All shipping services are from the time the order is shipped.

Returned Goods:

Merchandise may be returned only with approval from the factory. A copy of the factory issued RGA must accompany all returns. All returns must be sent freight prepaid. Returned goods are subject to a minimum 25% handling charge. Factory issued RGA's expire 90 days from the date they are issued.

Minimum Order:

There is no minimum order quantity. A \$10.00 net handling charge will be added to orders valued at less than \$50.00 net.

Patina Finishes:

Sandcast & Lost Wax Cast Bronze products have hand applied patina finishes that will gracefully age showing highlights of the underlying bronze over time.

Prices:

Prices are subject to change without prior notice.

Warranty:

See the last page of this booklet for warranty information.

Emtek® Decorative Hardware

Emtek is a registered trademark of Emtek Products, Inc.

Trim for Swinging Patio Doors (Multi Point Lock Trim)

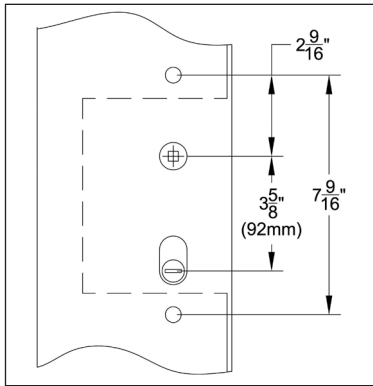
Door Manufacturers listed under each configuration are for reference only and are subject to change. Some retro fitting may be necessary. Please carefully measure and identify your hardware using the diagrams and steps listed on page 4 of this brochure.

	PAGE
Door Configuration #1	6-11
American Cylinder Hub Below Handle, 3 ⁵ / ₈ " Center to Center	
<i>ref. Atrium®, G-U®, KML by Andersen®, Andersen®, Marvin Integrity®, Paddock Lockmaster™, Superior®</i>	
Door Configuration #2	12-17
American Cylinder Hub Above Handle, 3 ⁵ / ₈ " Center to Center	
<i>ref. BiltBest®, G-U®, Hurd® (Energy Saver), Andersen®</i>	
Door Configuration #3	18-23
American Cylinder Hub Above Handle, 4 ¹ / ₈ " Center to Center	
<i>ref. Andersen®</i>	
Door Configuration #4	24-29
American Cylinder Hub Above Handle, 3 ⁵ / ₈ " Center to Center	
<i>ref. Ashland®, Caradco®, JELD-WEN®, Jeldwen® Custom Collection (formerly Pozzi®), Marvin®, PGT®, Premium Collection (formerly Norco®), Weathershield®</i>	
Door Configuration #5	30-35
Euro Profile Cylinder Below Handle, 3 ⁵ / ₈ " Center to Center	
<i>ref. Crestline®, Hoppe®, Hurd®, KfV®, Kolbe & Kolbe®, Lincoln®, Loewen®, Paddock Lockmaster™, Peachtree®, Semco®, Sierra Pacific®, Signature®, Simpson®, Therma-Tru®, Vetter®, Willmar®, Windsor®, Weathershield®</i>	
Door Configuration #6	36-41
American Cylinder Hub Below Handle, 3 ⁵ / ₈ " Center to Center	
<i>ref. Milgard®, Pella®</i>	
Door Configuration #7	42-46
American Cylinder Hub Above Handle, 6" Center to Center	
for doors made by Trillanium® (formerly W&F Manufacturing)	

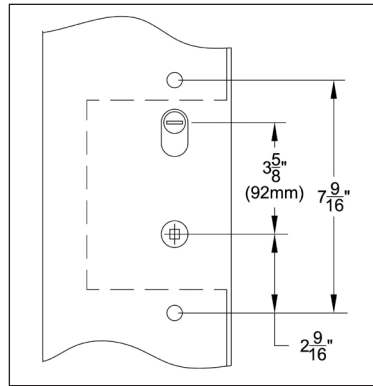
G-U® is a registered trademark of G-U Hardware, Inc. Paddock™ is a registered trademark of Yale® UK. Pella® is a registered trademark of Pella Corporation. Sierra Pacific Windows® is a registered trademark of Sierra Pacific Industries. Superior® is a registered trademark of Superior Engineered Products Corporation. Willmar® is a registered trademark of JELD-WEN of Canada Ltd. Andersen® is a registered trademark of Andersen Corporation. Trillanium® is a registered trademark of Endura Products, Inc. Eagle® is a registered trademark of Eagle Window and Door, Inc. BiltBest® is a registered trademark of BiltBest Windows and Patio Doors. Ashland® is a registered trademark of Ashland Products, Inc. Caradco®, JELD-WEN, Norco® and Pozzi® are registered trademarks of JELD-WEN Inc., Oregon, USA. Integrity® and Marvin® are registered trademarks of Marvin Windows and Doors. Milgard® is a registered trademark of Milgard Windows, Inc. Therma-Tru® is a registered trademark of Therma-Tru Doors®. HOPPE® is a registered trademark of HOPPE North America, Inc. Hurd® is a registered trademark of Hurd Millwork Company. Kolbe & Kolbe® is a registered trademark of Kolbe & Kolbe Millwork Company, Inc. Lincoln® is a registered trademark of Lincoln Wood Products, Inc. Loewen® is a registered trademark of Loewen Windows. PGT® is a registered trademark of PGT Industries. Peachtree® and Vetter® are registered trademarks of The Peachtree Companies, Inc. Semco® is a registered trademark of Semling-Menke Co. Inc. Weathershield® is a registered trademark of Weathershield Mfg. Inc. KML by Andersen® is a registered trademark of KML by Andersen. Atrium® is a registered trademark of Atrium. KfV® is a registered trademark of KfV. Simpson® is a registered trademark of Simpson. Signature® is a registered trademark of Signature. Crestline® is a registered trademark of Crestline. Windsor® is a registered trademark of Windsor. *With the exception of Paddock™, none of the aforementioned companies are affiliated with Emtek Products, Inc.*

Choose Trimsets For 7 Door & Lock Configurations

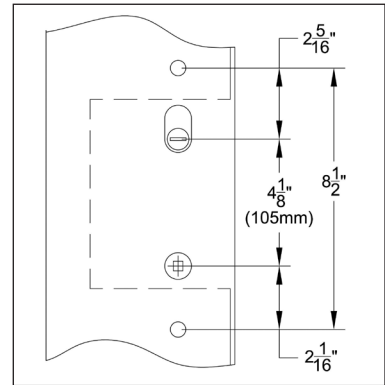
Both Keyed And Non-Keyed Functions Available For Each Configuration



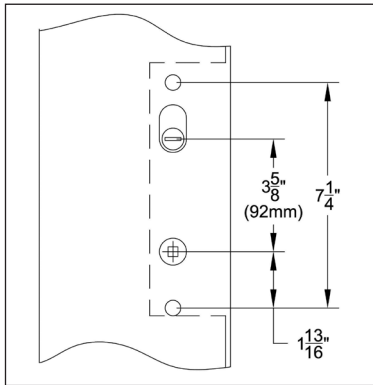
Door Configuration #1
American Cylinder Below Handle
3 5/8" Center to Center



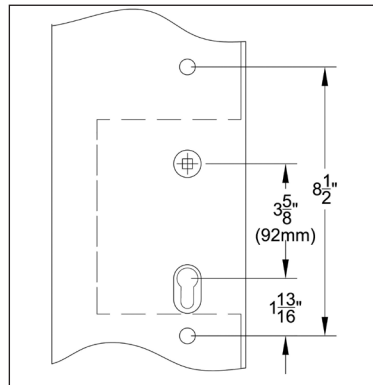
Door Configuration #2
American Cylinder Above Handle
3 5/8" Center to Center



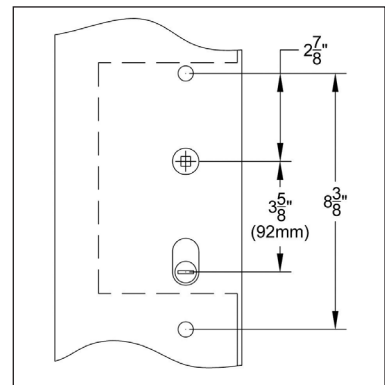
Door Configuration #3
American Cylinder Above Handle
4 1/8" Center to Center



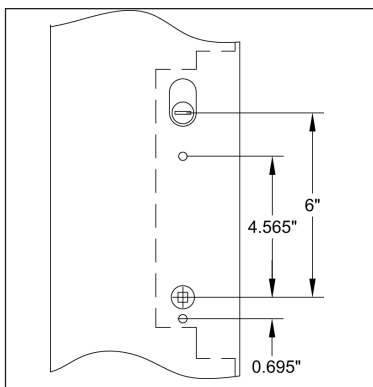
Door Configuration #4
American Cylinder Above Handle
3 5/8" Center to Center



Door Configuration #5
Euro Profile Cylinder Below Handle
3 5/8" Center to Center



Door Configuration #6
American Cylinder Below Handle
3 5/8" Center to Center



Door Configuration #7
American Cylinder Hub Above Handle
6" Center to Center

>> To determine your Multi-Point Lock configuration:

- 1) Identify the manufacturer of your patio door and multi-point lock
- 2) Measure center-to-center hole spacing between lever and the cylinder
- 3) Check the lever position, is it above or below the cylinder?
- 4) Identify the type of cylinder used in the door, is it American or Euro Profile Cylinder?

Brass Lever Options



Cortina Lever
(C)



Coventry Lever
(CV)



Elan Lever
(EN)



Lafayette Brass Lever
(LB)



Milano Lever
(M)



Ribbon & Reed Lever
(RBL)



Rope Lever
(RL)



Rustic Lever
(R)



Santa Fe Lever
(SF)



Turino Lever
(T)



Wembley Lever
(WM)

Brass Modern Lever Options



Athena Lever
(ATN)



Aireon Lever
(A)



Basel Lever
(BA)



Geneva Lever
(GV)*



Helios Lever
(HLO)



Hercules Lever
(HEC)



Hermes Lever
(HER)



Kiel Lever
(KIE)



Luzern Lever
(LU)



Mercury Lever
(MC)



Poseidon Lever
(POS)



Sion Lever
(SIO)



Stuttgart Lever
(STU)



Triton Lever
(TRT)

Stainless Steel Lever Options



Athena Lever
(AT)



Cologne Lever
(CO)



Dresden Lever
(DD)



Helios Lever
(HL)



Hercules Lever
(HS)



Hermes Lever
(HE)



Kiel Lever
(KL)



Poseidon Lever
(PO)



Stuttgart Lever
(ST)

Sandcast Bronze Lever Options



Aurora Lever
(AR)



Cimarron Lever
(CR)



Cody Lever
(CD)



Durango Lever
(D)



Lariat Lever
(LR)



Montrose Lever
(MT)



Teton Lever
(TT)



Yuma Lever
(YM)*

Lost Wax Cast Bronze Lever Options



Art Nouveau Lever
(ANL)



Medici Lever
(MDI)



Napoli Lever
(NA)



Octagon Lever
(OCL)

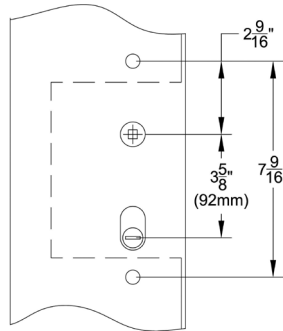



Padua Lever
(PD)

* For Single Door Application Only.

Door Configuration #1

ref. Atrium®, G-U®, KML by Andersen®, Andersen®, Marvin Integrity®, Paddock Lockmaster™, Superior®



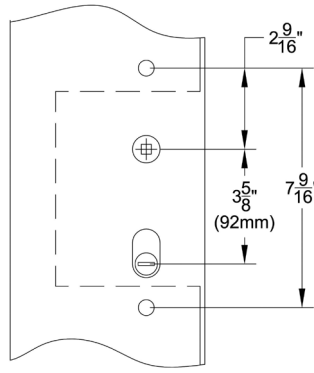

Brass Plates, Concord Style	Product Code	Lever Style (LH/RH)	Finish	List Price
Sets with 1 1/2" x 11" Plates		<i>See Page 5 for Brass & Modern Brass Lever Options.</i>	French Antique (US7) Oil Rubbed Bronze (US10B) Satin Nickel (US15) Pewter (US15A) PVD-Lifetime	\$194.00
Keyed with American Cylinder <i>(Schlage® keyway standard, Weiser® keyway optional, rekeyable)</i>	1171			
Non-Keyed <i>Passage</i>	1172			
Non-Keyed <i>American Style Thumbturn Inside</i>	1173			
Non-Keyed <i>Fixed Handle Outside, Operating Handle Inside</i>	1174			
Dummy Pair	1175			
Sets with 2" x 10" Plates				
Keyed with American Cylinder <i>(Schlage® keyway standard, Weiser® keyway optional, rekeyable)</i>	1181			
Non-Keyed <i>Passage</i>	1182			
Non-Keyed <i>American Style Thumbturn Inside</i>	1183			
Non-Keyed <i>Fixed Handle Outside, Operating Handle Inside</i>	1184			
Dummy Pair	1185			

>> Specify by adding "W" to the beginning of Product Code for Weiser® (WR5) Keyway (For example: **W**1171EN US7).
No upcharge for cylinder substitution. Can be keyed into existing Weiser® system.

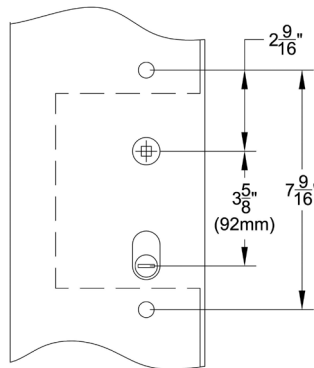
Swinging Patio Door Hardware - Set includes Plates, Handles and Cylinders (where applicable).

Handing required. Key codes may be specified. Sets fit standard door thickness of 1 3/4", specify if different.

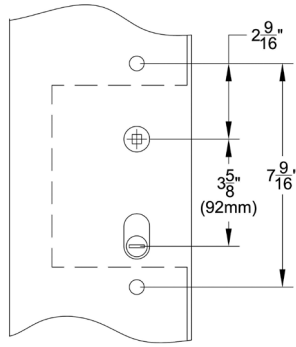
French Antique (US7) is available in Unlacquered finish with additional \$14 NET upcharge.



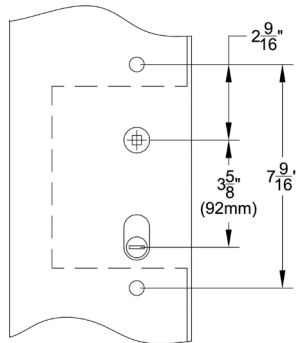

Brass Plates, Modern Style	Product Code	Lever Style (LH/RH)	Finish	List Price
Sets with 1 1/2" x 11" Plates		<i>See Page 5 for Brass & Modern Brass Lever Options.</i>	Oil Rubbed Bronze (US10B) Satin Nickel (US15) Polished Chrome (US26)	\$194.00
Keyed with American Cylinder <i>(Schlage® keyway standard, Weiser® keyway optional, rekeyable)</i>	11A1			
Non-Keyed <i>Passage</i>	11A2			
Non-Keyed <i>American Style Thumbturn Inside</i>	11A3			
Non-Keyed <i>Fixed Handle Outside, Operating Handle Inside</i>	11A4			
Dummy Pair	11A5			
Sets with 2" x 10" Plates				
Keyed with American Cylinder <i>(Schlage® keyway standard, Weiser® keyway optional, rekeyable)</i>	11B1			
Non-Keyed <i>Passage</i>	11B2			
Non-Keyed <i>American Style Thumbturn Inside</i>	11B3			
Non-Keyed <i>Fixed Handle Outside, Operating Handle Inside</i>	11B4			
Dummy Pair	11B5			



Stainless Steel Plates, Modern Style	Product Code	Lever Style (LH/RH)	Finish	List Price
Sets with 1 1/2" x 11" Plates		<i>See Page 5 for Stainless Steel Lever Options.</i>	Stainless Steel (SS)	\$204.00
Keyed with American Cylinder <i>(Schlage® keyway standard, Weiser® keyway optional, rekeyable)</i>	11A1			
Non-Keyed <i>Passage</i>	11A2			
Non-Keyed <i>American Style Thumbturn Inside</i>	11A3			
Non-Keyed <i>Fixed Handle Outside, Operating Handle Inside</i>	11A4			
Dummy Pair	11A5			
Sets with 2" x 10" Plates				
Keyed with American Cylinder <i>(Schlage® keyway standard, Weiser® keyway optional, rekeyable)</i>	11B1			
Non-Keyed <i>Passage</i>	11B2			
Non-Keyed <i>American Style Thumbturn Inside</i>	11B3			
Non-Keyed <i>Fixed Handle Outside, Operating Handle Inside</i>	11B4			
Dummy Pair	11B5			



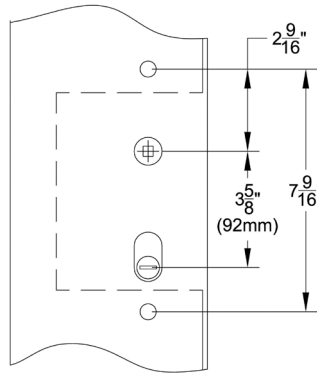
Sandcast Bronze Plates, Arched Style	Product Code	Lever Style (LH/RH)	Finish	List Price
Sets with 1 1/2" x 11" Plates				
Keyed with American Cylinder <i>(Schlage® keyway standard, Weiser® keyway optional, rekeyable)</i>	1111	<i>See Page 5 for Sandcast Bronze Lever Options.</i>	Deep Burgundy (DB) Flat Black (FB) Medium Bronze (MB)	\$216.00
Non-Keyed <i>Passage</i>	1112			
Non-Keyed <i>American Style Thumbturn Inside</i>	1113			
Non-Keyed <i>Fixed Handle Outside, Operating Handle Inside</i>	1114			
Dummy Pair	1115			
Sets with 2" x 10" Plates				
Keyed with American Cylinder <i>(Schlage® keyway standard, Weiser® keyway optional, rekeyable)</i>	1121			
Non-Keyed <i>Passage</i>	1122			
Non-Keyed <i>American Style Thumbturn Inside</i>	1123			
Non-Keyed <i>Fixed Handle Outside, Operating Handle Inside</i>	1124			
Dummy Pair	1125			



Sandcast Bronze Plates, Rectangular Style	Product Code	Lever Style (LH/RH)	Finish	List Price
Sets with 1 1/2" x 11" Plates				
Keyed with American Cylinder <i>(Schlage® keyway standard, Weiser® keyway optional, rekeyable)</i>	1151	<i>See Page 5 for Sandcast Bronze Lever Options.</i>	Deep Burgundy (DB) Flat Black (FB) Medium Bronze (MB)	\$216.00
Non-Keyed <i>Passage</i>	1152			
Non-Keyed <i>American Style Thumbturn Inside</i>	1153			
Non-Keyed <i>Fixed Handle Outside, Operating Handle Inside</i>	1154			
Dummy Pair	1155			
Sets with 2" x 10" Plates				
Keyed with American Cylinder <i>(Schlage® keyway standard, Weiser® keyway optional, rekeyable)</i>	1161			
Non-Keyed <i>Passage</i>	1162			
Non-Keyed <i>American Style Thumbturn Inside</i>	1163			
Non-Keyed <i>Fixed Handle Outside, Operating Handle Inside</i>	1164			
Dummy Pair	1165			

Door Configuration #1

ref. Atrium®, G-U®, KML by Andersen®, Andersen®, Marvin Integrity®, Paddock Lockmaster™, Superior®



Lost Wax Cast Bronze Plates, Tuscany Style	Product Code	Lever Style (LH/RH)	Finish	List Price
Sets with 1 1/2" x 11" Plates		<i>See Page 5 for Lost Wax Cast Bronze Lever Options.</i>	Deep Burgundy (DB) Flat Black (FB) Medium Bronze (MB)	\$216.00
Keyed with American Cylinder <i>(Schlage® keyway standard, Weiser® keyway optional, rekeyable)</i>	1131			
Non-Keyed <i>Passage</i>	1132			
Non-Keyed <i>American Style Thumbturn Inside</i>	1133			
Non-Keyed <i>Fixed Handle Outside, Operating Handle Inside</i>	1134			
Dummy Pair	1135			
Sets with 2" x 10" Plates				
Keyed with American Cylinder <i>(Schlage® keyway standard, Weiser® keyway optional, rekeyable)</i>	1141			
Non-Keyed <i>Passage</i>	1142			
Non-Keyed <i>American Style Thumbturn Inside</i>	1143			
Non-Keyed <i>Fixed Handle Outside, Operating Handle Inside</i>	1144			
Dummy Pair	1145			

>> Specify by adding "W" to the beginning of Product Code for Weiser® (WR5) Keyway (For example: **W**1131ANL DB).
No upcharge for cylinder substitution. Can be keyed into existing Weiser® system.

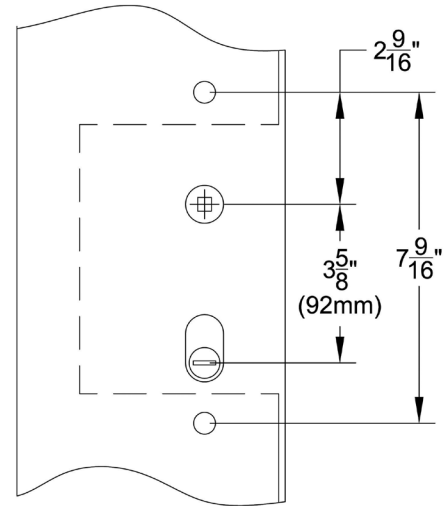

Swinging Patio Door Hardware - Set includes Plates, Handles and Cylinders (where applicable).

Handing required. Key codes may be specified. Sets fit standard door thickness of 1 3/4", specify if different.

Door Configuration #1 Specification Sheet

Components & Door Thickness

Door Configuration #1 American Cylinder Below Handle 3 5/8" Center to Center



Keyed Plates with American Cylinder *Includes non-keyed, thumbturn inside*

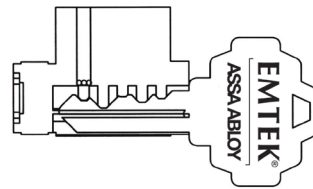
Standard Door Thickness: 1 5/8" - 2"	Extended Door Thickness: 2 1/8" - 2 3/4"
Standard Components: <ul style="list-style-type: none"> • Single Cylinder Tailpiece • 3 3/4" Steel Spindle • 2" Rosette Screws 	Extended Components: <ul style="list-style-type: none"> • Long Single Cylinder Tailpiece • 4 1/2" Steel Spindle • 2 1/2" Rosette Screws

Non-Keyed Plates *Includes non-keyed passage, fixed handle out/operating handle in, & dummy (uses screws only)*

Standard Door Thickness: 1 5/8" - 2"	Extended Door Thickness: 2 1/8" - 2 3/4"
Standard Components: <ul style="list-style-type: none"> • Thumbturn Tailpiece • 3 3/4" Steel Spindle (<i>half-spindle for fixed handle out/operating handle in</i>) • 2" Rosette Screws 	Extended Components: <ul style="list-style-type: none"> • Long Thumbturn Tailpiece • 4 1/2" Steel Spindle (<i>half-spindle for fixed handle out/operating handle in</i>) • 2 1/2" Rosette Screws

CONSTRUCTION KEYING

- Lost ball system.
- Last four pin locations drilled for lost ball application.
- Master key wafers used for code variability.
- Construction keys and owner keys sent separately.
- Order by indicating "**Construction Keyed, House #_**" next to applicable locks.



Construction devices used on one or all of last four positions.



Dimples drilled in plug in this position.

Charge for Construction Keying - \$2.00 (NET)
• Locks that are both construction keyed and keyed alike in a house group will be charged a total of \$4.00 (NET) per cylinder.

Charge for Re-Keying - \$2.00 (NET) per Cylinder
• Locks that are keyed to code or keyed alike in a house group will be charged \$2.00 (NET) per cylinder.

Keying to Code
• Order by indicating "Key Code XXXXX" next to applicable locks.

Keying Alike
• Order by indicating "Keyed Alike" next to applicable locks if only one keyed alike group is wanted.
• If ordering multiple groups (houses) indicate " Keyed Alike House #_ " next to applicable locks.

Door Configuration #1 Specification Sheet

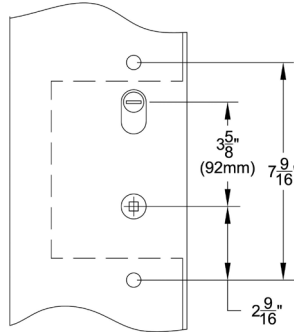
Trim & Cylinders for Multi Point Locks

Swinging Patio Door Hardware - Set includes Plates, Handles and Cylinders (where applicable)
 Atrium®, G-U®, KML by Andersen®, Andersen®, Marvin Integrity®, Paddock Lockmaster™, Superior®

Keyed with American Cylinder (for Active Door, Schlage® Keyway Standard, Weiser® Keyway Optional, Rekeyable)	
<p>1 ½" x 11" Plates, Product Codes 1111, 1131, 1151, 1171, 11A1</p>	<p>2" x 10" Plates, Product Codes 1121, 1141, 1161, 1181, 11B1</p>
Non-Keyed, Passage (for Semi-Active Door)	
<p>1 ½" x 11" Plates, Product Codes 1112, 1132, 1152, 1172, 11A2</p>	<p>2" x 10" Plates, Product Codes 1122, 1142, 1162, 1182, 11B2</p>
Non-Keyed, American Style Thumbturn Inside (for Active Door)	
<p>1 ½" x 11" Plates, Product Codes 1113, 1133, 1153, 1173, 11A3</p>	<p>2" x 10" Plates, Product Codes 1123, 1143, 1163, 1183, 11B3</p>
Non-Keyed, Fixed Handle Outside, Operating Handle Inside (for Semi-Active Door)	
<p>1 ½" x 11" Plates, Product Codes 1114, 1134, 1154, 1174, 11A4</p>	<p>2" x 10" Plates, Product Codes 1124, 1144, 1164, 1184, 11B4</p>
Dummy Pair (for Non-Active Door)	
<p>1 ½" x 11" Plates, Product Codes 1115, 1135, 1155, 1175, 11A5</p>	<p>2" x 10" Plates, Product Codes 1125, 1145, 1165, 1185, 11B5</p>

Door Configuration #2

ref. BiltBest®, G-U®, Hurd® (Energy Saver), Andersen®



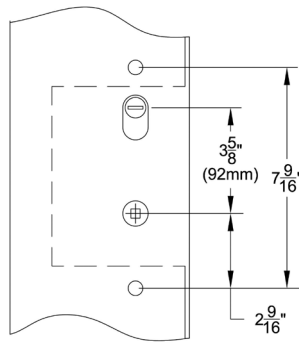
Brass Plates, Concord Style	Product Code	Lever Style (LH/RH)	Finish	List Price
Sets with 1 1/2" x 11" Plates		<i>See Page 5 for Brass & Modern Brass Lever Options.</i>	French Antique (US7) Oil Rubbed Bronze (US10B) Satin Nickel (US15) Pewter (US15A) PVD-Lifetime	\$194.00
Keyed with American Cylinder <i>(Schlage® keyway standard, Weiser® keyway optional, rekeyable)</i>	1271			
Non-Keyed <i>Passage</i>	1272			
Non-Keyed <i>American Style Thumbturn Inside</i>	1273			
Non-Keyed <i>Fixed Handle Outside, Operating Handle Inside</i>	1274			
Dummy Pair	1275			
Sets with 2" x 10" Plates				
Keyed with American Cylinder <i>(Schlage® keyway standard, Weiser® keyway optional, rekeyable)</i>	1281			
Non-Keyed <i>Passage</i>	1282			
Non-Keyed <i>American Style Thumbturn Inside</i>	1283			
Non-Keyed <i>Fixed Handle Outside, Operating Handle Inside</i>	1284			
Dummy Pair	1285			

>> Specify by adding "W" to the beginning of Product Code for Weiser® (WR5) Keyway (For example: **W**1271 US10B C).
No upcharge for cylinder substitution. Can be keyed into existing Weiser® system.

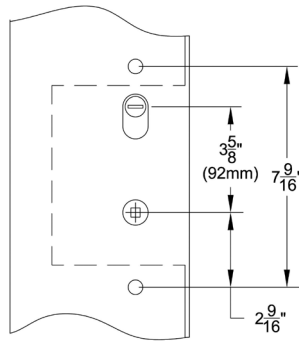
Swinging Patio Door Hardware - Set includes Plates, Handles and Cylinders (where applicable).

Handing required. Key codes may be specified. Sets fit standard door thickness of 1 3/4", specify if different.

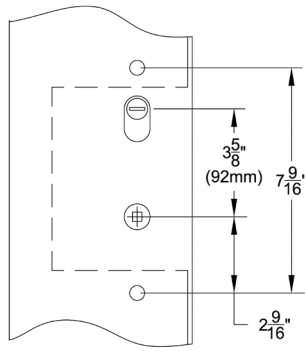
French Antique (US7) is available in Unlacquered finish with additional \$14 NET upcharge.



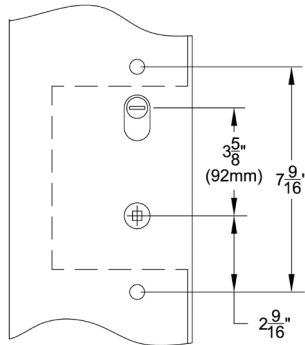
Brass Plates, Modern Style	Product Code	Lever Style (LH/RH)	Finish	List Price
Sets with 1 1/2" x 11" Plates		<i>See Page 5 for Brass & Modern Brass Lever Options.</i>	Oil Rubbed Bronze (US10B) Satin Nickel (US15) Polished Chrome (US26)	\$194.00
Keyed with American Cylinder <i>(Schlage® keyway standard, Weiser® keyway optional, rekeyable)</i>	12A1			
Non-Keyed <i>Passage</i>	12A2			
Non-Keyed <i>American Style Thumbturn Inside</i>	12A3			
Non-Keyed <i>Fixed Handle Outside, Operating Handle Inside</i>	12A4			
Dummy Pair	12A5			
Sets with 2" x 10" Plates				
Keyed with American Cylinder <i>(Schlage® keyway standard, Weiser® keyway optional, rekeyable)</i>	12B1			
Non-Keyed <i>Passage</i>	12B2			
Non-Keyed <i>American Style Thumbturn Inside</i>	12B3			
Non-Keyed <i>Fixed Handle Outside, Operating Handle Inside</i>	12B4			
Dummy Pair	12B5			



Stainless Steel Plates, Modern Style	Product Code	Lever Style (LH/RH)	Finish	List Price
Sets with 1 1/2" x 11" Plates		<i>See Page 5 for Stainless Steel Lever Options.</i>	Stainless Steel (SS)	\$204.00
Keyed with American Cylinder <i>(Schlage® keyway standard, Weiser® keyway optional, rekeyable)</i>	12A1			
Non-Keyed <i>Passage</i>	12A2			
Non-Keyed <i>American Style Thumbturn Inside</i>	12A3			
Non-Keyed <i>Fixed Handle Outside, Operating Handle Inside</i>	12A4			
Dummy Pair	12A5			
Sets with 2" x 10" Plates				
Keyed with American Cylinder <i>(Schlage® keyway standard, Weiser® keyway optional, rekeyable)</i>	12B1			
Non-Keyed <i>Passage</i>	12B2			
Non-Keyed <i>American Style Thumbturn Inside</i>	12B3			
Non-Keyed <i>Fixed Handle Outside, Operating Handle Inside</i>	12B4			
Dummy Pair	12B5			



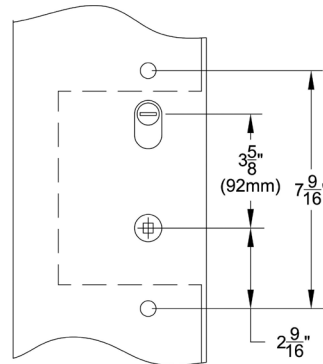
Sandcast Bronze Plates, Arched Style	Product Code	Lever Style (LH/RH)	Finish	List Price
Sets with 1½" x 11" Plates		<i>See Page 5 for Sandcast Bronze Lever Options.</i>	Deep Burgundy (DB) Flat Black (FB) Medium Bronze (MB)	\$216.00
Keyed with American Cylinder <i>(Schlage® keyway standard, Weiser® keyway optional, rekeyable)</i>	1211			
Non-Keyed <i>Passage</i>	1212			
Non-Keyed <i>American Style Thumbturn Inside</i>	1213			
Non-Keyed <i>Fixed Handle Outside, Operating Handle Inside</i>	1214			
Dummy Pair	1215			
Sets with 2" x 10" Plates				
Keyed with American Cylinder <i>(Schlage® keyway standard, Weiser® keyway optional, rekeyable)</i>	1221			
Non-Keyed <i>Passage</i>	1222			
Non-Keyed <i>American Style Thumbturn Inside</i>	1223			
Non-Keyed <i>Fixed Handle Outside, Operating Handle Inside</i>	1224			
Dummy Pair	1225			



Sandcast Bronze Plates, Rectangular Style	Product Code	Lever Style (LH/RH)	Finish	List Price
Sets with 1½" x 11" Plates		<i>See Page 5 for Sandcast Bronze Lever Options.</i>	Deep Burgundy (DB) Flat Black (FB) Medium Bronze (MB)	\$216.00
Keyed with American Cylinder <i>(Schlage® keyway standard, Weiser® keyway optional, rekeyable)</i>	1251			
Non-Keyed <i>Passage</i>	1252			
Non-Keyed <i>American Style Thumbturn Inside</i>	1253			
Non-Keyed <i>Fixed Handle Outside, Operating Handle Inside</i>	1254			
Dummy Pair	1255			
Sets with 2" x 10" Plates				
Keyed with American Cylinder <i>(Schlage® keyway standard, Weiser® keyway optional, rekeyable)</i>	1261			
Non-Keyed <i>Passage</i>	1262			
Non-Keyed <i>American Style Thumbturn Inside</i>	1263			
Non-Keyed <i>Fixed Handle Outside, Operating Handle Inside</i>	1264			
Dummy Pair	1265			

Door Configuration #2

ref. BiltBest®, G-U®, Hurd® (Energy Saver), Andersen®



Lost Wax Cast Bronze Plates, Tuscany Style	Product Code	Lever Style (LH/RH)	Finish	List Price
Sets with 1 1/2" x 11" Plates		<i>See Page 5 for Lost Wax Cast Bronze Lever Options.</i>	Deep Burgundy (DB) Flat Black (FB) Medium Bronze (MB)	\$216.00
Keyed with American Cylinder <i>(Schlage® keyway standard, Weiser® keyway optional, rekeyable)</i>	1231			
Non-Keyed <i>Passage</i>	1232			
Non-Keyed <i>American Style Thumbturn Inside</i>	1233			
Non-Keyed <i>Fixed Handle Outside, Operating Handle Inside</i>	1234			
Dummy Pair	1235			
Sets with 2" x 10" Plates				
Keyed with American Cylinder <i>(Schlage® keyway standard, Weiser® keyway optional, rekeyable)</i>	1241			
Non-Keyed <i>Passage</i>	1242			
Non-Keyed <i>American Style Thumbturn Inside</i>	1243			
Non-Keyed <i>Fixed Handle Outside, Operating Handle Inside</i>	1244			
Dummy Pair	1245			

>> Specify by adding "W" to the beginning of Product Code for Weiser® (WR5) Keyway (For example: **W**1241ANL DB).
No upcharge for cylinder substitution. Can be keyed into existing Weiser® system.

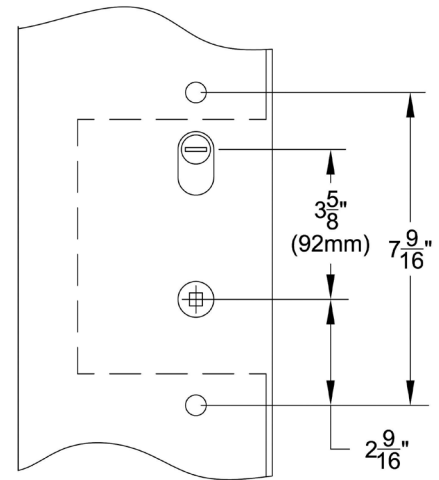

Swinging Patio Door Hardware - Set includes Plates, Handles and Cylinders (where applicable).

Handing required. Key codes may be specified. Sets fit standard door thickness of 1 3/4", specify if different.

Door Configuration #2 Specification Sheet

Components & Door Thickness

Door Configuration #2 American Cylinder Above Handle 3 5/8" Center to Center



Keyed Plates with American Cylinder *Includes non-keyed, thumbturn inside*

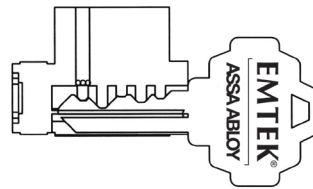
<p>Standard Door Thickness: 1 5/8" - 2"</p> <p>Standard Components:</p> <ul style="list-style-type: none"> • Single Cylinder Tailpiece • 3 3/4" Steel Spindle • 2" Rosette Screws 	<p>Extended Door Thickness: 2 1/8" - 2 3/4"</p> <p>Extended Components:</p> <ul style="list-style-type: none"> • Long Single Cylinder Tailpiece • 4 1/2" Steel Spindle • 2 1/2" Rosette Screws
---	--

Non-Keyed Plates *Includes non-keyed passage, fixed handle out/operating handle in, & dummy (uses screws only)*

<p>Standard Door Thickness: 1 5/8" - 2"</p> <p>Standard Components:</p> <ul style="list-style-type: none"> • Thumbturn Tailpiece • 3 3/4" Steel Spindle (<i>half-spindle for fixed handle out/operating handle in</i>) • 2" Rosette Screws 	<p>Extended Door Thickness: 2 1/8" - 2 3/4"</p> <p>Extended Components:</p> <ul style="list-style-type: none"> • Long Thumbturn Tailpiece • 4 1/2" Steel Spindle (<i>half-spindle for fixed handle out/operating handle in</i>) • 2 1/2" Rosette Screws
--	---

CONSTRUCTION KEYING

- Lost ball system.
- Last four pin locations drilled for lost ball application.
- Master key wafers used for code variability.
- Construction keys and owner keys sent separately.
- Order by indicating "**Construction Keyed, House #_**" next to applicable locks.



Construction devices used on one or all of last four positions.



Dimples drilled in plug in this position.

<p>Charge for Construction Keying - \$2.00 (NET)</p> <ul style="list-style-type: none"> • Locks that are both construction keyed and keyed alike in a house group will be charged a total of \$4.00 (NET) per cylinder.

<p>Charge for Re-Keying - \$2.00 (NET) per Cylinder</p> <ul style="list-style-type: none"> • Locks that are keyed to code or keyed alike in a house group will be charged \$2.00 (NET) per cylinder.
--

<p>Keying to Code</p> <ul style="list-style-type: none"> • Order by indicating "Key Code XXXXX" next to applicable locks.

<p>Keying Alike</p> <ul style="list-style-type: none"> • Order by indicating "Keyed Alike" next to applicable locks if only one keyed alike group is wanted. • If ordering multiple groups (houses) indicate "Keyed Alike House #_" next to applicable locks.

Door Configuration #2 Specification Sheet

Trim & Cylinders for Multi Point Locks

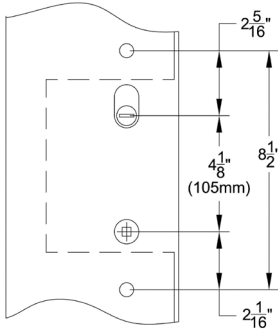
Swinging Patio Door Hardware - Set includes Plates, Handles and Cylinders (where applicable)

BiltBest®, G-U®, Hurd® (Energy Saver), Andersen®

Keyed with American Cylinder (for Active Door, Schlage® Keyway Standard, Weiser® Keyway Optional, Rekeyable)	
<p>1 ½" x 11" Plates, Product Codes 1211, 1231, 1251, 1271, 12A1</p>	<p>2" x 10" Plates, Product Codes 1221, 1241, 1261, 1281, 12B1</p>
Non-Keyed, Passage (for Semi-Active Door)	
<p>1 ½" x 11" Plates, Product Codes 1212, 1232, 1252, 1272, 12A2</p>	<p>2" x 10" Plates, Product Codes 1222, 1242, 1262, 1282, 12B2</p>
Non-Keyed, American Style Thumbturn Inside (for Active Door)	
<p>1 ½" x 11" Plates, Product Codes 1213, 1233, 1253, 1273, 12A3</p>	<p>2" x 10" Plates, Product Codes 1223, 1243, 1263, 1283, 12B3</p>
Non-Keyed, Fixed Handle Outside, Operating Handle Inside (for Semi-Active Door)	
<p>1 ½" x 11" Plates, Product Codes 1214, 1234, 1254, 1274, 12A4</p>	<p>2" x 10" Plates, Product Codes 1224, 1244, 1264, 1284, 12B4</p>
Dummy Pair (for Non-Active Door)	
<p>1 ½" x 11" Plates, Product Codes 1215, 1235, 1255, 1275, 12A5</p>	<p>2" x 10" Plates, Product Codes 1225, 1245, 1265, 1285, 12B5</p>

Door Configuration #3

ref. Andersen®



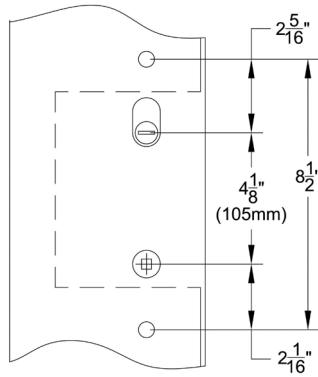
Brass Plates, Concord Style	Product Code	Lever Style (LH/RH)	Finish	List Price
Sets with 1 1/2" x 11" Plates		<i>See Page 5 for Brass & Modern Brass Lever Options.</i>	French Antique (US7) Oil Rubbed Bronze (US10B) Satin Nickel (US15) Pewter (US15A) PVD-Lifetime	\$194.00
Keyed with American Cylinder <i>(Schlage® keyway standard, Weiser® keyway optional, rekeyable)</i>	1371			
Non-Keyed <i>Passage</i>	1372			
Non-Keyed <i>American Style Thumbturn Inside</i>	1373			
Non-Keyed <i>Fixed Handle Outside, Operating Handle Inside</i>	1374			
Dummy Pair	1375			
Sets with 2" x 10" Plates				
Keyed with American Cylinder <i>(Schlage® keyway standard, Weiser® keyway optional, rekeyable)</i>	1381			
Non-Keyed <i>Passage</i>	1382			
Non-Keyed <i>American Style Thumbturn Inside</i>	1383			
Non-Keyed <i>Fixed Handle Outside, Operating Handle Inside</i>	1384			
Dummy Pair	1385			

>> Specify by adding "W" to the beginning of Product Code for Weiser® (WR5) Keyway (For example: **W**1371EN US7).
No upcharge for cylinder substitution. Can be keyed into existing Weiser® system.

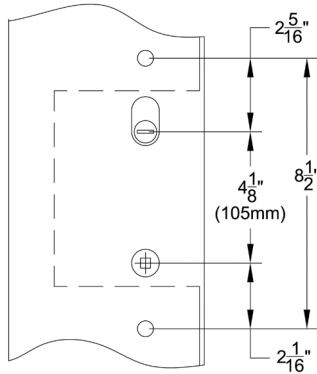
Swinging Patio Door Hardware - Set includes Plates, Handles and Cylinders (where applicable).

Handing required. Key codes may be specified. Sets fit standard door thickness of 1 3/4", specify if different.

French Antique (US7) is available in Unlacquered finish with additional \$14 NET upcharge.



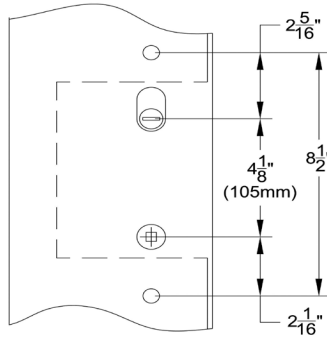
Brass Plates, Modern Style	Product Code	Lever Style (LH/RH)	Finish	List Price
Sets with 1 1/2" x 11" Plates		<i>See Page 5 for Brass & Modern Brass Lever Options.</i>	Oil Rubbed Bronze (US10B) Satin Nickel (US15) Polished Chrome (US26)	\$194.00
Keyed with American Cylinder <i>(Schlage® keyway standard, Weiser® keyway optional, rekeyable)</i>	13A1			
Non-Keyed <i>Passage</i>	13A2			
Non-Keyed <i>American Style Thumbturn Inside</i>	13A3			
Non-Keyed <i>Fixed Handle Outside, Operating Handle Inside</i>	13A4			
Dummy Pair	13A5			
Sets with 2" x 10" Plates				
Keyed with American Cylinder <i>(Schlage® keyway standard, Weiser® keyway optional, rekeyable)</i>	13B1			
Non-Keyed <i>Passage</i>	13B2			
Non-Keyed <i>American Style Thumbturn Inside</i>	13B3			
Non-Keyed <i>Fixed Handle Outside, Operating Handle Inside</i>	13B4			
Dummy Pair	13B5			



Stainless Steel Plates, Modern Style	Product Code	Lever Style (LH/RH)	Finish	List Price
Sets with 1 1/2" x 11" Plates		<i>See Page 5 for Stainless Steel Lever Options.</i>	Stainless Steel (SS)	\$204.00
Keyed with American Cylinder <i>(Schlage® keyway standard, Weiser® keyway optional, rekeyable)</i>	13A1			
Non-Keyed <i>Passage</i>	13A2			
Non-Keyed <i>American Style Thumbturn Inside</i>	13A3			
Non-Keyed <i>Fixed Handle Outside, Operating Handle Inside</i>	13A4			
Dummy Pair	13A5			
Sets with 2" x 10" Plates				
Keyed with American Cylinder <i>(Schlage® keyway standard, Weiser® keyway optional, rekeyable)</i>	13B1			
Non-Keyed <i>Passage</i>	13B2			
Non-Keyed <i>American Style Thumbturn Inside</i>	13B3			
Non-Keyed <i>Fixed Handle Outside, Operating Handle Inside</i>	13B4			
Dummy Pair	13B5			



Sandcast Arched
1 1/2" x 11" Keyed
Durango Levers

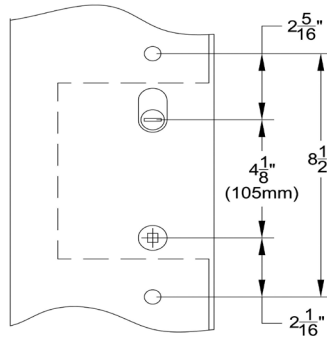


Sandcast Arched
2" x 10" Non-Keyed
Cody Levers

Sandcast Bronze Plates, Arched Style	Product Code	Lever Style (LH/RH)	Finish	List Price
Sets with 1 1/2" x 11" Plates		<i>See Page 5 for Sandcast Bronze Lever Options.</i>	Deep Burgundy (DB) Flat Black (FB) Medium Bronze (MB)	\$216.00
Keyed with American Cylinder <i>(Schlage® keyway standard, Weiser® keyway optional, rekeyable)</i>	1311			
Non-Keyed <i>Passage</i>	1312			
Non-Keyed <i>American Style Thumbturn Inside</i>	1313			
Non-Keyed <i>Fixed Handle Outside, Operating Handle Inside</i>	1314			
Dummy Pair	1315			
Sets with 2" x 10" Plates				
Keyed with American Cylinder <i>(Schlage® keyway standard, Weiser® keyway optional, rekeyable)</i>	1321			
Non-Keyed <i>Passage</i>	1322			
Non-Keyed <i>American Style Thumbturn Inside</i>	1323			
Non-Keyed <i>Fixed Handle Outside, Operating Handle Inside</i>	1324			
Dummy Pair	1325			



Sandcast Rectangular
1 1/2" x 11" Keyed
Lariat Levers

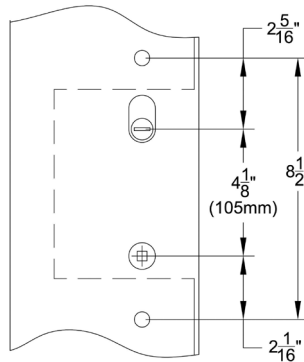


Sandcast Rectangular
2" x 10" Keyed
Montrose Levers

Sandcast Bronze Plates, Rectangular Style	Product Code	Lever Style (LH/RH)	Finish	List Price
Sets with 1 1/2" x 11" Plates		<i>See Page 5 for Sandcast Bronze Lever Options.</i>	Deep Burgundy (DB) Flat Black (FB) Medium Bronze (MB)	\$216.00
Keyed with American Cylinder <i>(Schlage® keyway standard, Weiser® keyway optional, rekeyable)</i>	1351			
Non-Keyed <i>Passage</i>	1352			
Non-Keyed <i>American Style Thumbturn Inside</i>	1353			
Non-Keyed <i>Fixed Handle Outside, Operating Handle Inside</i>	1354			
Dummy Pair	1355			
Sets with 2" x 10" Plates				
Keyed with American Cylinder <i>(Schlage® keyway standard, Weiser® keyway optional, rekeyable)</i>	1361			
Non-Keyed <i>Passage</i>	1362			
Non-Keyed <i>American Style Thumbturn Inside</i>	1363			
Non-Keyed <i>Fixed Handle Outside, Operating Handle Inside</i>	1364			
Dummy Pair	1365			

Door Configuration #3

ref. Andersen®



Lost Wax Cast Bronze Plates, Tuscany Style	Product Code	Lever Style (LH/RH)	Finish	List Price
Sets with 1 1/2" x 11" Plates		<i>See Page 5 for Lost Wax Cast Bronze Lever Options.</i>	Deep Burgundy (DB) Flat Black (FB) Medium Bronze (MB)	\$216.00
Keyed with American Cylinder <i>(Schlage® keyway standard, Weiser® keyway optional, rekeyable)</i>	1331			
Non-Keyed <i>Passage</i>	1332			
Non-Keyed <i>American Style Thumbturn Inside</i>	1333			
Non-Keyed <i>Fixed Handle Outside, Operating Handle Inside</i>	1334			
Dummy Pair	1335			
Sets with 2" x 10" Plates				
Keyed with American Cylinder <i>(Schlage® keyway standard, Weiser® keyway optional, rekeyable)</i>	1341			
Non-Keyed <i>Passage</i>	1342			
Non-Keyed <i>American Style Thumbturn Inside</i>	1343			
Non-Keyed <i>Fixed Handle Outside, Operating Handle Inside</i>	1344			
Dummy Pair	1345			

>> Specify by adding "W" to the beginning of Product Code for Weiser® (WR5) Keyway (For example: W1331ANL DB).
No upcharge for cylinder substitution. Can be keyed into existing Weiser® system.

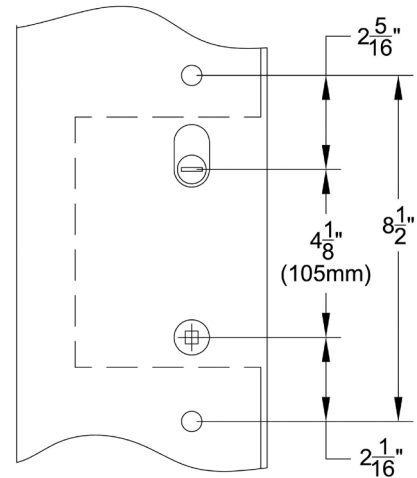

Swinging Patio Door Hardware - Set includes Plates, Handles and Cylinders (where applicable).

Handing required. Key codes may be specified. Sets fit standard door thickness of 1 3/4", specify if different.

Door Configuration #3 Specification Sheet

Components & Door Thickness

Door Configuration #3 American Cylinder Above Handle 4 1/8" Center to Center



Keyed Plates with American Cylinder *Includes non-keyed, thumbturn inside*

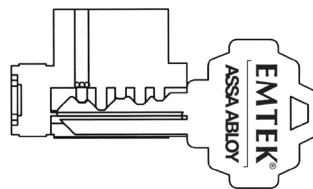
Standard Door Thickness: 1 5/8" - 2" Standard Components: <ul style="list-style-type: none"> • Single Cylinder Tailpiece • 3 3/4" Steel Spindle • 2" Rosette Screws 	Extended Door Thickness: 2 1/8" - 2 3/4" Extended Components: <ul style="list-style-type: none"> • Long Single Cylinder Tailpiece • 4 1/2" Steel Spindle • 2 1/2" Rosette Screws
---	--

Non-Keyed Plates *Includes non-keyed passage, fixed handle out/operating handle in, & dummy (uses screws only)*

Standard Door Thickness: 1 5/8" - 2" Standard Components: <ul style="list-style-type: none"> • Thumbturn Tailpiece • 3 3/4" Steel Spindle (<i>half-spindle for fixed handle out/operating handle in</i>) • 2" Rosette Screws 	Extended Door Thickness: 2 1/8" - 2 3/4" Extended Components: <ul style="list-style-type: none"> • Long Thumbturn Tailpiece • 4 1/2" Steel Spindle (<i>half-spindle for fixed handle out/operating handle in</i>) • 2 1/2" Rosette Screws
--	---

CONSTRUCTION KEYING

- Lost ball system.
- Last four pin locations drilled for lost ball application.
- Master key wafers used for code variability.
- Construction keys and owner keys sent separately.
- Order by indicating "**Construction Keyed, House #_**" next to applicable locks.



Construction devices used on one or all of last four positions.



Dimples drilled in plug in this position.

Charge for Construction Keying - \$2.00 (NET) • Locks that are both construction keyed and keyed alike in a house group will be charged a total of \$4.00 (NET) per cylinder.

Charge for Re-Keying - \$2.00 (NET) per Cylinder • Locks that are keyed to code or keyed alike in a house group will be charged \$2.00 (NET) per cylinder.
--

Keying to Code • Order by indicating "Key Code XXXXX" next to applicable locks.

Keying Alike • Order by indicating "Keyed Alike" next to applicable locks if only one keyed alike group is wanted. • If ordering multiple groups (houses) indicate " Keyed Alike House #_ " next to applicable locks.

Door Configuration #3 Specification Sheet

Trim & Cylinders for Multi Point Locks

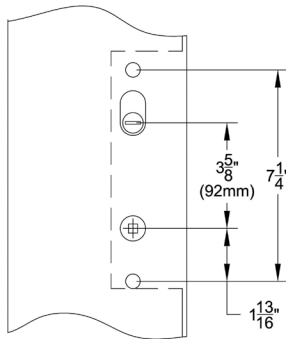
Swinging Patio Door Hardware - Set includes Plates, Handles and Cylinders (where applicable)
Andersen®

Keyed with American Cylinder (for Active Door, Schlage® Keyway Standard, Weiser® Keyway Optional, Rekeyable)	
<p>1 ½" x 11" Plates, Product Codes 1311, 1331, 1351, 1371, 13A1</p>	<p>2" x 10" Plates, Product Codes 1321, 1341, 1361, 1381, 13B1</p>
Non-Keyed, Passage (for Semi-Active Door)	
<p>1 ½" x 11" Plates, Product Codes 1312, 1332, 1352, 1372, 13A2</p>	<p>2" x 10" Plates, Product Codes 1322, 1342, 1362, 1382, 13B2</p>
Non-Keyed, American Style Thumbturn Inside (for Active Door)	
<p>1 ½" x 11" Plates, Product Codes 1313, 1333, 1353, 1373, 13A3</p>	<p>2" x 10" Plates, Product Codes 1323, 1343, 1363, 1383, 13B3</p>
Non-Keyed, Fixed Handle Outside, Operating Handle Inside (for Semi-Active Door)	
<p>1 ½" x 11" Plates, Product Codes 1314, 1334, 1354, 1374, 13A4</p>	<p>2" x 10" Plates, Product Codes 1324, 1344, 1364, 1384, 13B4</p>
Dummy Pair (for Non-Active Door)	
<p>1 ½" x 11" Plates, Product Codes 1315, 1335, 1355, 1375, 13A5</p>	<p>2" x 10" Plates, Product Codes 1325, 1345, 1365, 1385, 13B5</p>

Door Configuration #4

ref. Ashland®, Caradco®, JELD-WEN®, Jeldwen® Custom Collection (formerly Pozzi®), Marvin®, PGT®, Premium Collection (formerly Norco®), Weathershield®

See Configuration #1 for Marvin Integrity® Doors



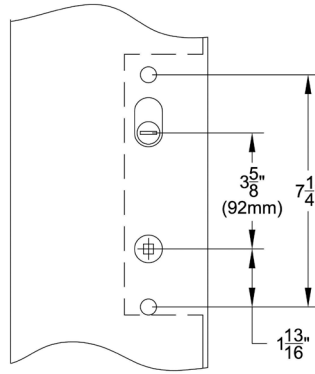
Brass Plates, Concord Style	Product Code	Lever Style (LH/RH)	Finish	List Price
Sets with 1 1/2" x 11" Plates		See Page 5 for Brass & Modern Brass Lever Options.	French Antique (US7) Oil Rubbed Bronze (US10B) Satin Nickel (US15) Pewter (US15A) PVD-Lifetime	\$194.00
Keyed with American Cylinder <i>(Schlage® keyway standard, Weiser® keyway optional, rekeyable)</i>	1471			
Non-Keyed <i>Passage</i>	1472			
Non-Keyed <i>American Style Thumbturn Inside</i>	1473			
Non-Keyed <i>Fixed Handle Outside, Operating Handle Inside</i>	1474			
Dummy Pair	1475			
Sets with 2" x 10" Plates				
Keyed with American Cylinder <i>(Schlage® keyway standard, Weiser® keyway optional, rekeyable)</i>	1481			
Non-Keyed <i>Passage</i>	1482			
Non-Keyed <i>American Style Thumbturn Inside</i>	1483			
Non-Keyed <i>Fixed Handle Outside, Operating Handle Inside</i>	1484			
Dummy Pair	1485			

>> Specify by adding "W" to the beginning of Product Code for Weiser® (WR5) Keyway (For example: **W**1471EN US7).
No upcharge for cylinder substitution. Can be keyed into existing Weiser® system.

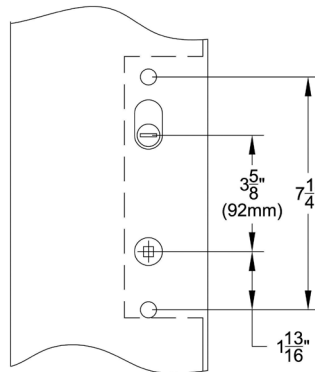
Swinging Patio Door Hardware - Set includes Plates, Handles and Cylinders (where applicable).

Handing required. Key codes may be specified. Sets fit standard door thickness of 1 3/4", specify if different.

French Antique (US7) is available in Unlacquered finish with additional \$14 NET upcharge.



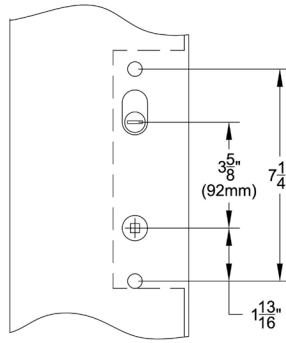
Brass Plates, Modern Style	Product Code	Lever Style (LH/RH)	Finish	List Price
Sets with 1 1/2" x 11" Plates		See Page 5 for Brass & Modern Brass Lever Options.	Oil Rubbed Bronze (US10B) Satin Nickel (US15) Polished Chrome (US26)	\$194.00
Keyed with American Cylinder <i>(Schlage® keyway standard, Weiser® keyway optional, rekeyable)</i>	14A1			
Non-Keyed <i>Passage</i>	14A2			
Non-Keyed <i>American Style Thumbturn Inside</i>	14A3			
Non-Keyed <i>Fixed Handle Outside, Operating Handle Inside</i>	14A4			
Dummy Pair	14A5			
Sets with 2" x 10" Plates				
Keyed with American Cylinder <i>(Schlage® keyway standard, Weiser® keyway optional, rekeyable)</i>	14B1			
Non-Keyed <i>Passage</i>	14B2			
Non-Keyed <i>American Style Thumbturn Inside</i>	14B3			
Non-Keyed <i>Fixed Handle Outside, Operating Handle Inside</i>	14B4			
Dummy Pair	14B5			



Stainless Steel Plates, Modern Style	Product Code	Lever Style (LH/RH)	Finish	List Price
Sets with 1 1/2" x 11" Plates		See Page 5 for Stainless Steel Lever Options.	Stainless Steel (SS)	\$204.00
Keyed with American Cylinder <i>(Schlage® keyway standard, Weiser® keyway optional, rekeyable)</i>	14A1			
Non-Keyed <i>Passage</i>	14A2			
Non-Keyed <i>American Style Thumbturn Inside</i>	14A3			
Non-Keyed <i>Fixed Handle Outside, Operating Handle Inside</i>	14A4			
Dummy Pair	14A5			
Sets with 2" x 10" Plates				
Keyed with American Cylinder <i>(Schlage® keyway standard, Weiser® keyway optional, rekeyable)</i>	14B1			
Non-Keyed <i>Passage</i>	14B2			
Non-Keyed <i>American Style Thumbturn Inside</i>	14B3			
Non-Keyed <i>Fixed Handle Outside, Operating Handle Inside</i>	14B4			
Dummy Pair	14B5			



Sandcast Arched
1 1/2" x 11" Keyed
Montrose Levers

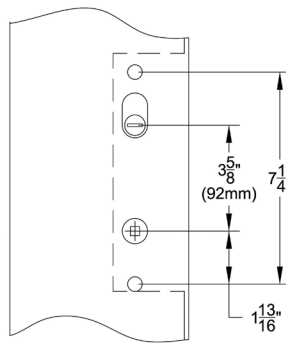


Sandcast Arched
2" x 10" Non-Keyed
Cody Levers

Sandcast Bronze Plates, Arched Style	Product Code	Lever Style (LH/RH)	Finish	List Price
Sets with 1 1/2" x 11" Plates		<i>See Page 5 for Sandcast Bronze Lever Options.</i>	Deep Burgundy (DB) Flat Black (FB) Medium Bronze (MB)	\$216.00
Keyed with American Cylinder <i>(Schlage® keyway standard, Weiser® keyway optional, rekeyable)</i>	1411			
Non-Keyed <i>Passage</i>	1412			
Non-Keyed <i>American Style Thumbturn Inside</i>	1413			
Non-Keyed <i>Fixed Handle Outside, Operating Handle Inside</i>	1414			
Dummy Pair	1415			
Sets with 2" x 10" Plates				
Keyed with American Cylinder <i>(Schlage® keyway standard, Weiser® keyway optional, rekeyable)</i>	1421			
Non-Keyed <i>Passage</i>	1422			
Non-Keyed <i>American Style Thumbturn Inside</i>	1423			
Non-Keyed <i>Fixed Handle Outside, Operating Handle Inside</i>	1424			
Dummy Pair	1425			



Sandcast Rectangular
1 1/2" x 11" Keyed
Lariat Lever



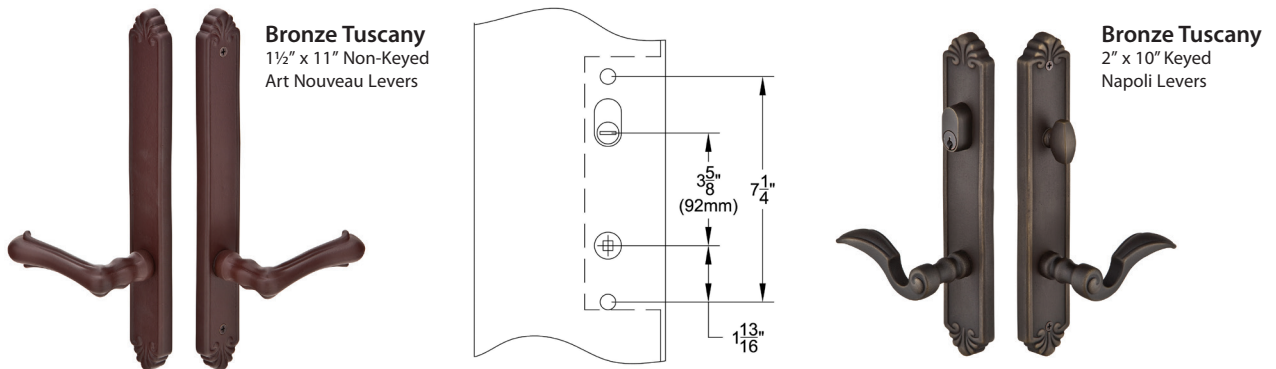
Sandcast Rectangular
2" x 10" Keyed
Montrose Lever

Sandcast Bronze Plates, Rectangular Style	Product Code	Lever Style (LH/RH)	Finish	List Price
Sets with 1 1/2" x 11" Plates		<i>See Page 5 for Sandcast Bronze Lever Options.</i>	Deep Burgundy (DB) Flat Black (FB) Medium Bronze (MB)	\$216.00
Keyed with American Cylinder <i>(Schlage® keyway standard, Weiser® keyway optional, rekeyable)</i>	1451			
Non-Keyed <i>Passage</i>	1452			
Non-Keyed <i>American Style Thumbturn Inside</i>	1453			
Non-Keyed <i>Fixed Handle Outside, Operating Handle Inside</i>	1454			
Dummy Pair	1455			
Sets with 2" x 10" Plates				
Keyed with American Cylinder <i>(Schlage® keyway standard, Weiser® keyway optional, rekeyable)</i>	1461			
Non-Keyed <i>Passage</i>	1462			
Non-Keyed <i>American Style Thumbturn Inside</i>	1463			
Non-Keyed <i>Fixed Handle Outside, Operating Handle Inside</i>	1464			
Dummy Pair	1465			

Door Configuration #4

ref. Ashland®, Caradco®, JELD-WEN®, Jeldwen® Custom Collection (formerly Pozzi®), Marvin®, PGT®, Premium Collection (formerly Norco®), Weathershield®

See Configuration #1 for Marvin Integrity® Doors



Lost Wax Cast Bronze Plates, Tuscany Style	Product Code	Lever Style (LH/RH)	Finish	List Price
Sets with 1½" x 11" Plates		<i>See Page 5 for Lost Wax Cast Bronze Lever Options.</i>	Deep Burgundy (DB) Flat Black (FB) Medium Bronze (MB)	\$216.00
Keyed with American Cylinder <i>(Schlage® keyway standard, Weiser® keyway optional, rekeyable)</i>	1431			
Non-Keyed <i>Passage</i>	1432			
Non-Keyed <i>American Style Thumbturn Inside</i>	1433			
Non-Keyed <i>Fixed Handle Outside, Operating Handle Inside</i>	1434			
Dummy Pair	1435			
Sets with 2" x 10" Plates				
Keyed with American Cylinder <i>(Schlage® keyway standard, Weiser® keyway optional, rekeyable)</i>	1441			
Non-Keyed <i>Passage</i>	1442			
Non-Keyed <i>American Style Thumbturn Inside</i>	1443			
Non-Keyed <i>Fixed Handle Outside, Operating Handle Inside</i>	1444			
Dummy Pair	1445			

>> Specify by adding "W" to the beginning of Product Code for Weiser® (WR5) Keyway (For example: **W**1431ANL DB).
No upcharge for cylinder substitution. Can be keyed into existing Weiser® system.

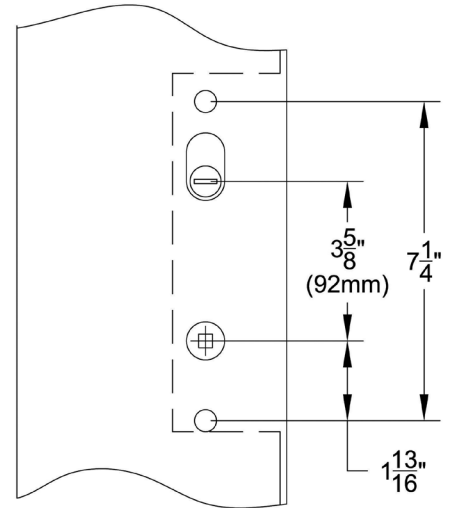

Swinging Patio Door Hardware - Set includes Plates, Handles and Cylinders (where applicable).

Handing required. Key codes may be specified. Sets fit standard door thickness of 1¾", specify if different.

Door Configuration #4 Specification Sheet

Components & Door Thickness

Door Configuration #4 American Cylinder Above Handle 3 5/8" Center to Center



Keyed Plates with American Cylinder *Includes non-keyed, thumbturn inside*

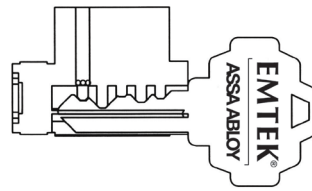
<p>Standard Door Thickness: 1 5/8" - 2"</p> <p>Standard Components:</p> <ul style="list-style-type: none"> • Single Cylinder Tailpiece • 3 3/4" Steel Spindle • 2" Rosette Screws 	<p>Extended Door Thickness: 2 1/8" - 2 3/4"</p> <p>Extended Components:</p> <ul style="list-style-type: none"> • Long Single Cylinder Tailpiece • 4 1/2" Steel Spindle • 2 1/2" Rosette Screws
--	---

Non-Keyed Plates *Includes non-keyed passage, fixed handle out/operating handle in, & dummy (uses screws only)*

<p>Standard Door Thickness: 1 5/8" - 2"</p> <p>Standard Components:</p> <ul style="list-style-type: none"> • Thumbturn Tailpiece • 3 3/4" Steel Spindle (<i>half-spindle for fixed handle out/operating handle in</i>) • 2" Rosette Screws 	<p>Extended Door Thickness: 2 1/8" - 2 3/4"</p> <p>Extended Components:</p> <ul style="list-style-type: none"> • Long Thumbturn Tailpiece • 4 1/2" Steel Spindle (<i>half-spindle for fixed handle out/operating handle in</i>) • 2 1/2" Rosette Screws
---	--

CONSTRUCTION KEYING

- Lost ball system.
- Last four pin locations drilled for lost ball application.
- Master key wafers used for code variability.
- Construction keys and owner keys sent separately.
- Order by indicating "**Construction Keyed, House #_**" next to applicable locks.



Construction devices used on one or all of last four positions.



Dimples drilled in plug in this position.

<p>Charge for Construction Keying - \$2.00 (NET)</p> <ul style="list-style-type: none"> • Locks that are both construction keyed and keyed alike in a house group will be charged a total of \$4.00 (NET) per cylinder.
<p>Charge for Re-Keying - \$2.00 (NET) per Cylinder</p> <ul style="list-style-type: none"> • Locks that are keyed to code or keyed alike in a house group will be charged \$2.00 (NET) per cylinder.
<p>Keying to Code</p> <ul style="list-style-type: none"> • Order by indicating "Key Code XXXXX" next to applicable locks.
<p>Keying Alike</p> <ul style="list-style-type: none"> • Order by indicating "Keyed Alike" next to applicable locks if only one keyed alike group is wanted. • If ordering multiple groups (houses) indicate "Keyed Alike House #_" next to applicable locks.

Door Configuration #4 Specification Sheet

Trim & Cylinders for Multi Point Locks

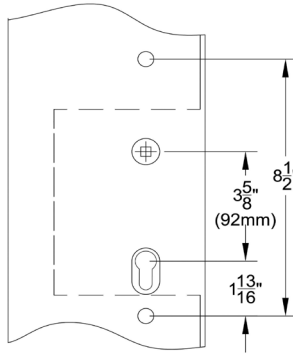

Swinging Patio Door Hardware - Set includes Plates, Handles and Cylinders (where applicable)

Ashland®, Caradco®, JELD-WEN®, Jeldwen® Custom Collection (formerly Pozzi®), Marvin®, PGT®, Premium Collection (formerly Norco®), Weathershield®

Keyed with American Cylinder (for Active Door, Schlage® Keyway Standard, Weiser® Keyway Optional, Rekeyable)	
<p>1 ½" x 11" Plates, Product Codes 1411, 1431, 1451, 1471, 14A1</p>	<p>2" x 10" Plates, Product Codes 1421, 1441, 1461, 1481, 14B1</p>
Non-Keyed, Passage (for Semi-Active Door)	
<p>1 ½" x 11" Plates, Product Codes 1412, 1432, 1452, 1472, 14A2</p>	<p>2" x 10" Plates, Product Codes 1422, 1442, 1462, 1482, 14B2</p>
Non-Keyed, American Style Thumbturn Inside (for Active Door)	
<p>1 ½" x 11" Plates, Product Codes 1413, 1433, 1453, 1473, 14A3</p>	<p>2" x 10" Plates, Product Codes 1423, 1443, 1463, 1483, 14B3</p>
Non-Keyed, Fixed Handle Outside, Operating Handle Inside (for Semi-Active Door)	
<p>1 ½" x 11" Plates, Product Codes 1414, 1434, 1454, 1474, 14A4</p>	<p>2" x 10" Plates, Product Codes 1424, 1444, 1464, 1484, 14B4</p>
Dummy Pair (for Non-Active Door)	
<p>1 ½" x 11" Plates, Product Codes 1415, 1435, 1455, 1475, 14A5</p>	<p>2" x 10" Plates, Product Codes 1425, 1445, 1465, 1485, 14B5</p>

Door Configuration #5

ref. Crestline®, Hoppe®, Hurd®, KFV®, Kolbe & Kolbe®, Lincoln®, Loewen®, Paddock Lockmaster™, Peachtree®, Semco®, Sierra Pacific®, Signature®, Simpson®, Therma-Tru®, Vetter®, Willmar®, Windsor®, Weathershield®



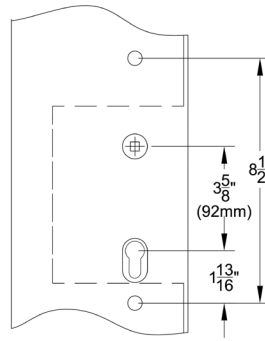
Brass Plates, Concord Style	Product Code	Lever Style (LH/RH)	Finish	List Price
Sets with 1 1/2" x 11" Plates				
Keyed with Euro Profile Cylinder <i>(Schlage® keyway standard, rekeyable)</i>	1571	<i>See Page 5 for Brass & Modern Brass Lever Options.</i>	French Antique (US7) Oil Rubbed Bronze (US10B) Satin Nickel (US15) Pewter (US15A) PVD-Lifetime	\$194.00
Non-Keyed <i>Passage</i>	1572			
Non-Keyed <i>Euro Profile Thumbturn Inside</i>	1573			
Non-Keyed <i>Fixed Handle Outside, Operating Handle Inside</i>	1574			
Dummy Pair	1575			
Sets with 2" x 10" Plates				
Keyed with Euro Profile Cylinder <i>(Schlage® keyway standard, rekeyable)</i>	1581			
Non-Keyed <i>Passage</i>	1582			
Non-Keyed <i>Euro Profile Thumbturn Inside</i>	1583			
Non-Keyed <i>Fixed Handle Outside, Operating Handle Inside</i>	1584			
Dummy Pair	1585			

>> Weiser® Keyway not available for Configuration 5, Euro cylinder.

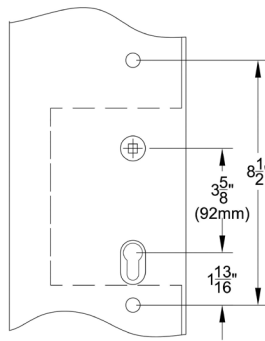
Swinging Patio Door Hardware - Set includes Plates, Handles and Cylinders (where applicable).

Handing required. Key codes may be specified. Sets fit standard door thickness of 1 3/4", specify if different.

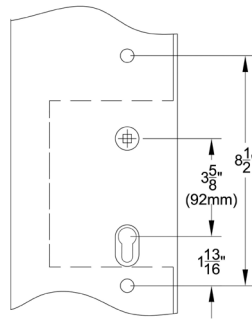
French Antique (US7) is available in Unlacquered finish with additional \$14 NET upcharge.



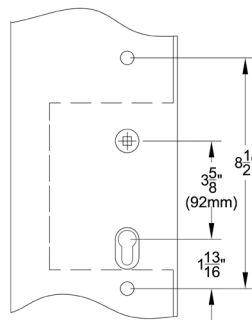
Brass Plates, Modern Style	Product Code	Lever Style (LH/RH)	Finish	List Price
Sets with 1 1/2" x 11" Plates		<i>See Page 5 for Brass & Modern Brass Lever Options.</i>	Oil Rubbed Bronze (US10B) Satin Nickel (US15) Polished Chrome (US26)	\$194.00
Keyed with Euro Profile Cylinder <i>(Schlage® keyway standard, rekeyable)</i>	15A1			
Non-Keyed <i>Passage</i>	15A2			
Non-Keyed <i>Euro Profile Thumbturn Inside</i>	15A3			
Non-Keyed <i>Fixed Handle Outside, Operating Handle Inside</i>	15A4			
Dummy Pair	15A5			
Sets with 2" x 10" Plates				
Keyed with Euro Profile Cylinder <i>(Schlage® keyway standard, rekeyable)</i>	15B1			
Non-Keyed <i>Passage</i>	15B2			
Non-Keyed <i>Euro Profile Thumbturn Inside</i>	15B3			
Non-Keyed <i>Fixed Handle Outside, Operating Handle Inside</i>	15B4			
Dummy Pair	15B5			



Stainless Steel Plates, Modern Style	Product Code	Lever Style (LH/RH)	Finish	List Price
Sets with 1 1/2" x 11" Plates		<i>See Page 5 for Stainless Steel Lever Options.</i>	Stainless Steel (SS)	\$204.00
Keyed with Euro Profile Cylinder <i>(Schlage® keyway standard, rekeyable)</i>	15A1			
Non-Keyed <i>Passage</i>	15A2			
Non-Keyed <i>Euro Profile Thumbturn Inside</i>	15A3			
Non-Keyed <i>Fixed Handle Outside, Operating Handle Inside</i>	15A4			
Dummy Pair	15A5			
Sets with 2" x 10" Plates				
Keyed with Euro Profile Cylinder <i>(Schlage® keyway standard, rekeyable)</i>	15B1			
Non-Keyed <i>Passage</i>	15B2			
Non-Keyed <i>Euro Profile Thumbturn Inside</i>	15B3			
Non-Keyed <i>Fixed Handle Outside, Operating Handle Inside</i>	15B4			
Dummy Pair	15B5			



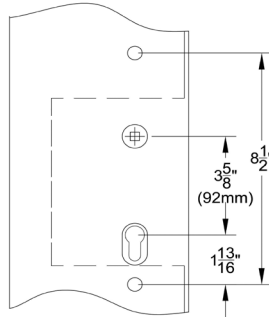
Sandcast Bronze Plates, Arched Style	Product Code	Lever Style (LH/RH)	Finish	List Price
Sets with 1 1/2" x 11" Plates		<i>See Page 5 for Sandcast Bronze Lever Options.</i>	Deep Burgundy (DB) Flat Black (FB) Medium Bronze (MB)	\$216.00
Keyed with Euro Profile Cylinder <i>(Schlage® keyway standard, rekeyable)</i>	1511			
Non-Keyed <i>Passage</i>	1512			
Non-Keyed <i>Euro Profile Thumbturn Inside</i>	1513			
Non-Keyed <i>Fixed Handle Outside, Operating Handle Inside</i>	1514			
Dummy Pair	1515			
Sets with 2" x 10" Plates				
Keyed with Euro Profile Cylinder <i>(Schlage® keyway standard, rekeyable)</i>	1521			
Non-Keyed <i>Passage</i>	1522			
Non-Keyed <i>Euro Profile Thumbturn Inside</i>	1523			
Non-Keyed <i>Fixed Handle Outside, Operating Handle Inside</i>	1524			
Dummy Pair	1525			



Sandcast Bronze Plates, Rectangular Style	Product Code	Lever Style (LH/RH)	Finish	List Price
Sets with 1 1/2" x 11" Plates		<i>See Page 5 for Sandcast Bronze Lever Options.</i>	Deep Burgundy (DB) Flat Black (FB) Medium Bronze (MB)	\$216.00
Keyed with Euro Profile Cylinder <i>(Schlage® keyway standard, rekeyable)</i>	1551			
Non-Keyed <i>Passage</i>	1552			
Non-Keyed <i>Euro Profile Thumbturn Inside</i>	1553			
Non-Keyed <i>Fixed Handle Outside, Operating Handle Inside</i>	1554			
Dummy Pair	1555			
Sets with 2" x 10" Plates				
Keyed with Euro Profile Cylinder <i>(Schlage® keyway standard, rekeyable)</i>	1561			
Non-Keyed <i>Passage</i>	1562			
Non-Keyed <i>Euro Profile Thumbturn Inside</i>	1563			
Non-Keyed <i>Fixed Handle Outside, Operating Handle Inside</i>	1564			
Dummy Pair	1565			

Door Configuration #5

ref. Crestline®, Hoppe®, Hurd®, KFV®, Kolbe & Kolbe®, Lincoln®, Loewen®, Paddock Lockmaster™, Peachtree®, Semco®, Sierra Pacific®, Signature®, Simpson®, Therma-Tru®, Vetter®, Willmar®, Windsor®, Weathershield®



Lost Wax Cast Bronze Plates, Tuscany Style	Product Code	Lever Style (LH/RH)	Finish	List Price
Sets with 1 1/2" x 11" Plates		<i>See Page 5 for Lost Wax Cast Bronze Lever Options.</i>	Deep Burgundy (DB) Flat Black (FB) Medium Bronze (MB)	\$216.00
Keyed with Euro Profile Cylinder <i>(Schlage® keyway standard, rekeyable)</i>	1531			
Non-Keyed <i>Passage</i>	1532			
Non-Keyed <i>Euro Profile Thumbturn Inside</i>	1533			
Non-Keyed <i>Fixed Handle Outside, Operating Handle Inside</i>	1534			
Dummy Pair	1535			
Sets with 2" x 10" Plates				
Keyed with Euro Profile Cylinder <i>(Schlage® keyway standard, rekeyable)</i>	1541			
Non-Keyed <i>Passage</i>	1542			
Non-Keyed <i>Euro Profile Thumbturn Inside</i>	1543			
Non-Keyed <i>Fixed Handle Outside, Operating Handle Inside</i>	1544			
Dummy Pair	1545			

>> Weiser® Keyway not available for Configuration 5, Euro Profile Cylinder.

Swinging Patio Door Hardware - Set includes Plates, Handles and Cylinders (where applicable).

Handing required. Key codes may be specified. Sets fit standard door thickness of 1 3/4", specify if different.

Door Configuration #5 Specification Sheet

Components & Door Thickness

Door Configuration #5

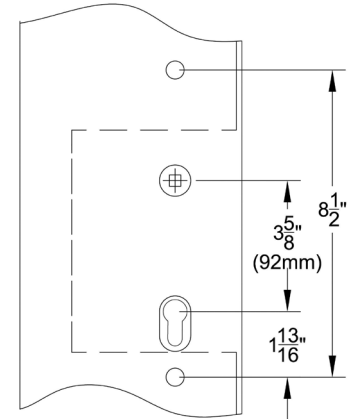
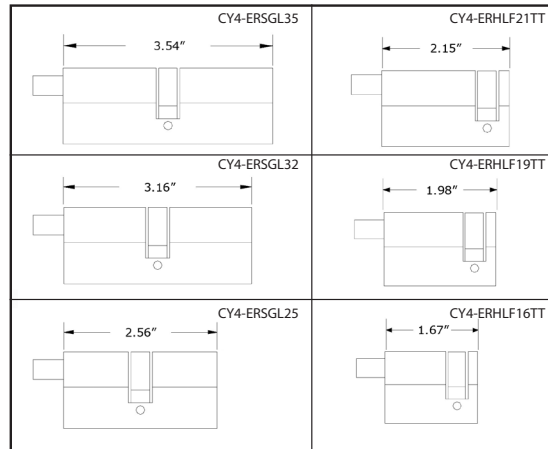
Euro Profile Cylinder Below Handle

3 5/8" Center to Center



Full Euro Profile Cylinder

Half Euro Profile Cylinder



Keyed Plates with Euro Profile Cylinder

Standard Door Thickness: 1 5/8" - 1 3/4"	Extended Door Thickness: 1 7/8" - 2 1/4"	Extended Door Thickness: 2 3/8" - 2 3/4"
Standard Components: <ul style="list-style-type: none"> • 2 9/16" Euro Profile Cylinder • 3 3/4" Steel Spindle • 2" Rosette Screws 	Extended Components: <ul style="list-style-type: none"> • 3 5/32" Euro Profile Cylinder • 3 3/4" Steel Spindle • 2" Rosette Screws 	Extended Components: <ul style="list-style-type: none"> • 3 17/32" Euro Profile Cylinder • 4 1/2" Steel Spindle • 2 1/2" Rosette Screws

Non-Keyed Plates with Euro Profile Half Cylinder

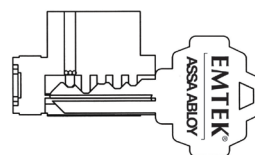
Standard Door Thickness: 1 5/8" - 1 3/4"	Extended Door Thickness: 1 7/8" - 2 1/4"	Extended Door Thickness: 2 3/8" - 2 3/4"
Standard Components: <ul style="list-style-type: none"> • 1 23/32" Euro Profile Half-Cylinder • 3 3/4" Steel Spindle • 2" Rosette Screws 	Extended Components: <ul style="list-style-type: none"> • 1 31/32" Euro Profile Half-Cylinder • 4 1/2" Steel Spindle • 2" Rosette Screws 	Extended Components: <ul style="list-style-type: none"> • 2 5/32" Euro Profile Half-Cylinder • 4 1/2" Steel Spindle • 2 1/2" Rosette Screws

Non-Keyed Plates *Includes non-keyed passage, fixed handle out/operating handle in, & dummy (uses screws only)*

Standard Door Thickness: 1 5/8" - 2"	Extended Door Thickness: 2 1/8" - 2 3/4"
Standard Components: <ul style="list-style-type: none"> • 3 3/4" Steel Spindle (<i>half-spindle for fixed handle out/operating handle in</i>) • 2" Rosette Screws 	Extended Components: <ul style="list-style-type: none"> • 4 1/2" Steel Spindle (<i>half-spindle for fixed handle out/operating handle in</i>) • 2 1/2" Rosette Screws

CONSTRUCTION KEYING

- Lost ball system.
- Last four pin locations drilled for lost ball application.
- Master key wafers used for code variability.
- Construction keys and owner keys sent separately.
- Order by indicating "**Construction Keyed, House #_**" next to applicable locks.



Construction devices used on one or all of last four positions.



Dimples drilled in plug in this position.

Charge for Construction Keying - \$2.00 (NET)

- Locks that are both construction keyed and keyed alike in a house group will be charged a total of \$4.00 (NET) per cylinder.

Charge for Re-Keying - \$2.00 (NET) per Cylinder

- Locks that are keyed to code or keyed alike in a house group will be charged \$2.00 (NET) per cylinder.

Keying to Code

- Order by indicating "Key Code XXXXX" next to applicable locks.

Keying Alike

- Order by indicating "Keyed Alike" next to applicable locks if only one keyed alike group is wanted.
- If ordering multiple groups (houses) indicate "**Keyed Alike House #_**" next to applicable locks.

Door Configuration #5 Specification Sheet

Trim & Cylinders for Multi Point Locks

Swinging Patio Door Hardware - Set includes Plates, Handles and Cylinders (where applicable)
 Crestline®, Hoppe®, Hurd®, KfV®, Kolbe & Kolbe®, Lincoln®, Loewen®, Paddock Lockmaster™,
 Peachtree®, Semco®, Sierra Pacific®, Signature®, Simpson®, Therma-Tru®, Vetter®, Willmar®, Windsor®, Weathershield®

Keyed with Euro Profile Cylinder (for Active Door, Schlage® Keyway Standard, Rekeyable)

1 1/2" x 11" Plates, Product Codes 1511, 1531, 1551, 1571, 15A1

2" x 10" Plates, Product Codes 1521, 1541, 1561, 1581, 15B1

Non-Keyed, Passage (for Semi-Active Door)

1 1/2" x 11" Plates, Product Codes 1512, 1532, 1552, 1572, 15A2

2" x 10" Plates, Product Codes 1522, 1542, 1562, 1582, 15B2

Non-Keyed, Euro Profile Style Thumbturn Inside (for Active Door)

1 1/2" x 11" Plates, Product Codes 1513, 1533, 1553, 1573, 15A3

2" x 10" Plates, Product Codes 1523, 1543, 1563, 1583, 15B3

Non-Keyed, Fixed Handle Outside, Operating Handle Inside (for Semi-Active Door)

1 1/2" x 11" Plates, Product Codes 1514, 1534, 1554, 1574, 15A4

Fixed

2" x 10" Plates, Product Codes 1524, 1544, 1564, 1584, 15B4

Fixed

Dummy Pair (for Non-Active Door)

1 1/2" x 11" Plates, Product Codes 1515, 1535, 1555, 1575, 15A5

Fixed

Fixed

2" x 10" Plates, Product Codes 1525, 1545, 1565, 1585, 15B5

Fixed


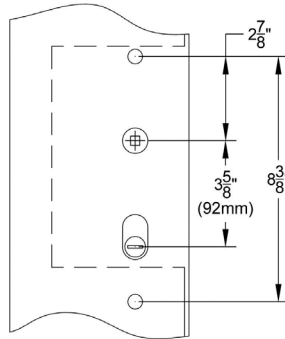
Fixed

Door Configuration #6

Milgard®, Pella®



Brass Concord
1 1/2" x 11" Non-Keyed
Cortina Levers



Brass Concord
2" x 10" Non-Keyed
Santa Fe Levers


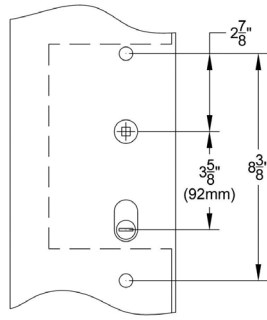
Brass Plates, Concord Style	Product Code	Lever Style (LH/RH)	Finish	List Price
Sets with 1 1/2" x 11" Plates		See Page 5 for Brass & Modern Brass Lever Options.	French Antique (US7) Oil Rubbed Bronze (US10B) Satin Nickel (US15) Pewter (US15A) PVD-Lifetime	\$194.00
Keyed with American Cylinder <i>(Schlage® keyway standard, Weiser® keyway optional, rekeyable)</i>	1671			
Non-Keyed <i>Passage</i>	1672			
Non-Keyed <i>American Style Thumbturn Inside</i>	1673			
Non-Keyed <i>Fixed Handle Outside, Operating Handle Inside</i>	1674			
Dummy Pair	1675			
Sets with 2" x 10" Plates				
Keyed with American Cylinder <i>(Schlage® keyway standard, Weiser® keyway optional, rekeyable)</i>	1681			
Non-Keyed <i>Passage</i>	1682			
Non-Keyed <i>American Style Thumbturn Inside</i>	1683			
Non-Keyed <i>Fixed Handle Outside, Operating Handle Inside</i>	1684			
Dummy Pair	1685			

>> Specify by adding "W" to the beginning of Product Code for Weiser® (WR5) Keyway (For example: **W**1671EN US7).
No upcharge for cylinder substitution. Can be keyed into existing Weiser® system.

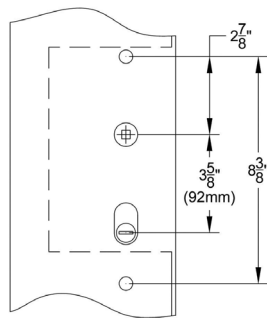
Swinging Patio Door Hardware - Set includes Plates, Handles and Cylinders (where applicable).

Handing required. Key codes may be specified. Sets fit standard door thickness of 1 3/4", specify if different.

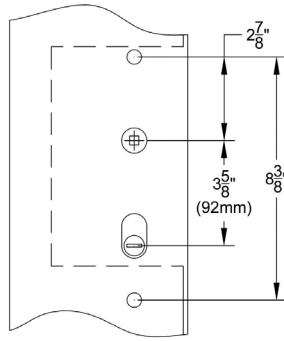
French Antique (US7) is available in Unlacquered finish with additional \$14 NET upcharge.



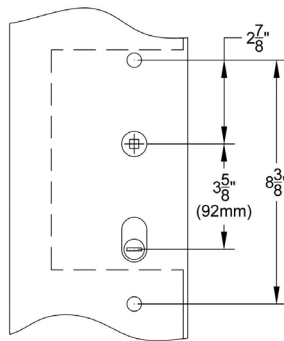
Brass Plates, Modern Style	Product Code	Lever Style (LH/RH)	Finish	List Price
Sets with 1 1/2" x 11" Plates		See Page 5 for Brass & Modern Brass Lever Options.	Oil Rubbed Bronze (US10B) Satin Nickel (US15) Polished Chrome (US26)	\$194.00
Keyed with American Cylinder <i>(Schlage® keyway standard, Weiser® keyway optional, rekeyable)</i>	16A1			
Non-Keyed <i>Passage</i>	16A2			
Non-Keyed <i>American Style Thumbturn Inside</i>	16A3			
Non-Keyed <i>Fixed Handle Outside, Operating Handle Inside</i>	16A4			
Dummy Pair	16A5			
Sets with 2" x 10" Plates				
Keyed with American Cylinder <i>(Schlage® keyway standard, Weiser® keyway optional, rekeyable)</i>	16B1			
Non-Keyed <i>Passage</i>	16B2			
Non-Keyed <i>American Style Thumbturn Inside</i>	16B3			
Non-Keyed <i>Fixed Handle Outside, Operating Handle Inside</i>	16B4			
Dummy Pair	16B5			



Stainless Steel Plates, Modern Style	Product Code	Lever Style (LH/RH)	Finish	List Price
Sets with 1 1/2" x 11" Plates		See Page 5 for Stainless Steel Lever Options.	Stainless Steel (SS)	\$204.00
Keyed with American Cylinder <i>(Schlage® keyway standard, Weiser® keyway optional, rekeyable)</i>	16A1			
Non-Keyed <i>Passage</i>	16A2			
Non-Keyed <i>American Style Thumbturn Inside</i>	16A3			
Non-Keyed <i>Fixed Handle Outside, Operating Handle Inside</i>	16A4			
Dummy Pair	16A5			
Sets with 2" x 10" Plates				
Keyed with American Cylinder <i>(Schlage® keyway standard, Weiser® keyway optional, rekeyable)</i>	16B1			
Non-Keyed <i>Passage</i>	16B2			
Non-Keyed <i>American Style Thumbturn Inside</i>	16B3			
Non-Keyed <i>Fixed Handle Outside, Operating Handle Inside</i>	16B4			
Dummy Pair	16B5			



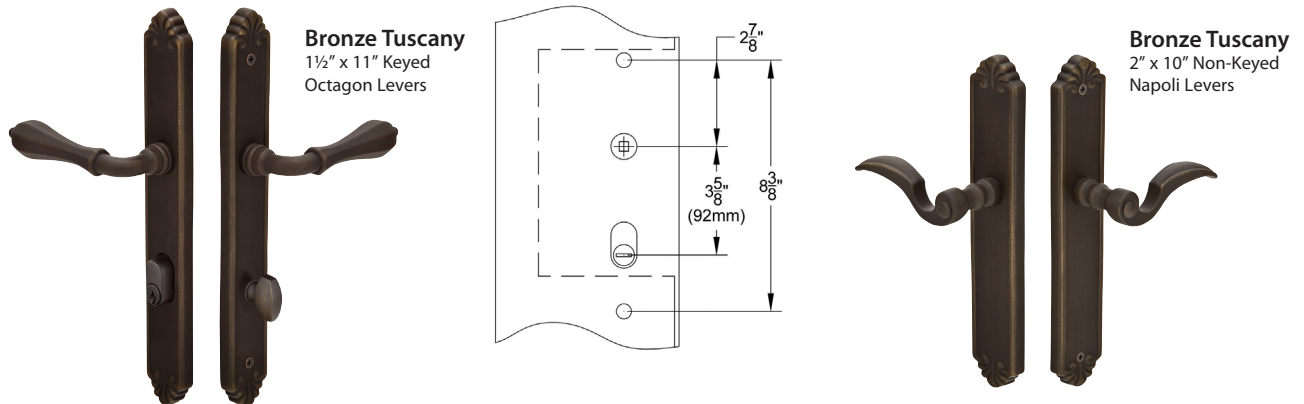
Sandcast Bronze Plates, Arched Style	Product Code	Lever Style (LH/RH)	Finish	List Price
Sets with 1 1/2" x 11" Plates		<i>See Page 5 for Sandcast Bronze Lever Options.</i>	Deep Burgundy (DB) Flat Black (FB) Medium Bronze (MB)	\$216.00
Keyed with American Cylinder <i>(Schlage® keyway standard, Weiser® keyway optional, rekeyable)</i>	1611			
Non-Keyed <i>Passage</i>	1612			
Non-Keyed <i>American Style Thumbturn Inside</i>	1613			
Non-Keyed <i>Fixed Handle Outside, Operating Handle Inside</i>	1614			
Dummy Pair	1615			
Sets with 2" x 10" Plates				
Keyed with American Cylinder <i>(Schlage® keyway standard, Weiser® keyway optional, rekeyable)</i>	1621			
Non-Keyed <i>Passage</i>	1622			
Non-Keyed <i>American Style Thumbturn Inside</i>	1623			
Non-Keyed <i>Fixed Handle Outside, Operating Handle Inside</i>	1624			
Dummy Pair	1625			



Sandcast Bronze Plates, Rectangular Style	Product Code	Lever Style (LH/RH)	Finish	List Price
Sets with 1 1/2" x 11" Plates		<i>See Page 5 for Sandcast Bronze Lever Options.</i>	Deep Burgundy (DB) Flat Black (FB) Medium Bronze (MB)	\$216.00
Keyed with American Cylinder <i>(Schlage® keyway standard, Weiser® keyway optional, rekeyable)</i>	1651			
Non-Keyed <i>Passage</i>	1652			
Non-Keyed <i>American Style Thumbturn Inside</i>	1653			
Non-Keyed <i>Fixed Handle Outside, Operating Handle Inside</i>	1654			
Dummy Pair	1655			
Sets with 2" x 10" Plates				
Keyed with American Cylinder <i>(Schlage® keyway standard, Weiser® keyway optional, rekeyable)</i>	1661			
Non-Keyed <i>Passage</i>	1662			
Non-Keyed <i>American Style Thumbturn Inside</i>	1663			
Non-Keyed <i>Fixed Handle Outside, Operating Handle Inside</i>	1664			
Dummy Pair	1665			

Door Configuration #6

Milgard®, Pella®



Lost Wax Cast Bronze Plates, Tuscany Style	Product Code	Lever Style (LH/RH)	Finish	List Price
Sets with 1½" x 11" Plates		See Page 5 for Lost Wax Cast Bronze Lever Options.	Deep Burgundy (DB) Flat Black (FB) Medium Bronze (MB)	\$216.00
Keyed with American Cylinder <i>(Schlage® keyway standard, Weiser® keyway optional, rekeyable)</i>	1631			
Non-Keyed <i>Passage</i>	1632			
Non-Keyed <i>American Style Thumbturn Inside</i>	1633			
Non-Keyed <i>Fixed Handle Outside, Operating Handle Inside</i>	1634			
Dummy Pair	1635			
Sets with 2" x 10" Plates				
Keyed with American Cylinder <i>(Schlage® keyway standard, Weiser® keyway optional, rekeyable)</i>	1641			
Non-Keyed <i>Passage</i>	1642			
Non-Keyed <i>American Style Thumbturn Inside</i>	1643			
Non-Keyed <i>Fixed Handle Outside, Operating Handle Inside</i>	1644			
Dummy Pair	1645			

>> Specify by adding "W" to the beginning of Product Code for Weiser® (WR5) Keyway (For example: **W**1641ANL DB).
No upcharge for cylinder substitution. Can be keyed into existing Weiser® system.

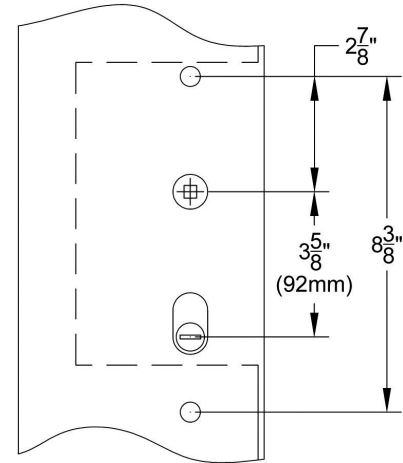

Swinging Patio Door Hardware - Set includes Plates, Handles and Cylinders (where applicable).

Handing required. Key codes may be specified. Sets fit standard door thickness of 1¾", specify if different.

Door Configuration #6 Specification Sheet

Components & Door Thickness

Door Configuration #6 American Cylinder Below Handle 3 5/8" Center to Center



Keyed Plates with American Cylinder *Includes non-keyed, thumbturn inside*

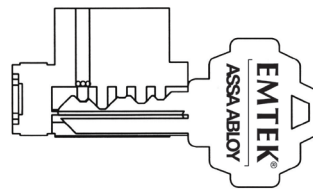
Standard Door Thickness: 1 5/8" - 2 1/16" Inclusive	Extended Door Thickness: 2 1/8" - 2 3/4"
Standard Components: <ul style="list-style-type: none"> • Single Cylinder Tailpiece • 3 3/4" Steel Spindle • 2" Rosette Screws 	Extended Components: <ul style="list-style-type: none"> • Long Single Cylinder Tailpiece • 4 1/2" Steel Spindle • 2 1/2" Rosette Screws

Non-Keyed Plates *Includes non-keyed passage, fixed handle out/operating handle in, & dummy (uses screws only)*

Standard Door Thickness: 1 5/8" - 2 1/16" Inclusive	Extended Door Thickness: 2 1/8" - 2 3/4"
Standard Components: <ul style="list-style-type: none"> • Thumbturn Tailpiece • 3 3/4" Steel Spindle (<i>half-spindle for fixed handle out/operating handle in</i>) • 2" Rosette Screws 	Extended Components: <ul style="list-style-type: none"> • Long Thumbturn Tailpiece • 4 1/2" Steel Spindle (<i>half-spindle for fixed handle out/operating handle in</i>) • 2 1/2" Rosette Screws

CONSTRUCTION KEYING

- Lost ball system.
- Last four pin locations drilled for lost ball application.
- Master key wafers used for code variability.
- Construction keys and owner keys sent separately.
- Order by indicating "**Construction Keyed, House #_**" next to applicable locks.



Construction devices used on one or all of last four positions.



Dimples drilled in plug in this position.

Charge for Construction Keying - \$2.00 (NET)

- Locks that are both construction keyed and keyed alike in a house group will be charged a total of \$4.00 (NET) per cylinder.

Charge for Re-Keying - \$2.00 (NET) per Cylinder

- Locks that are keyed to code or keyed alike in a house group will be charged \$2.00 (NET) per cylinder.

Keying to Code

- Order by indicating "Key Code XXXXX" next to applicable locks.

Keying Alike

- Order by indicating "Keyed Alike" next to applicable locks if only one keyed alike group is wanted.
- If ordering multiple groups (houses) indicate "**Keyed Alike House #_**" next to applicable locks.

Door Configuration #6 Specification Sheet

Trim & Cylinders for Multi Point Locks

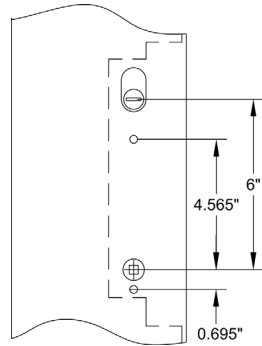
Swinging Patio Door Hardware - Set includes Plates, Handles and Cylinders (where applicable)

Milgard®, Pella®

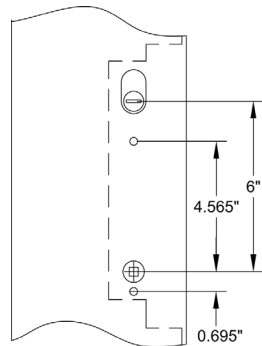
Keyed with American Cylinder (for Active Door, Schlage® Keyway Standard, Weiser® Keyway Optional, Rekeyable)	
<p>1 1/2" x 11" Plates, Product Codes 1611, 1631, 1651, 1671, 16A1</p>	<p>2" x 10" Plates, Product Codes 1621, 1641, 1661, 1681, 16B1</p>
Non-Keyed, Passage (for Semi-Active Door)	
<p>1 1/2" x 11" Plates, Product Codes 1612, 1632, 1652, 1672, 16A2</p>	<p>2" x 10" Plates, Product Codes 1622, 1642, 1662, 1682, 16B2</p>
Non-Keyed, American Style Thumbturn Inside (for Active Door)	
<p>1 1/2" x 11" Plates, Product Codes 1613, 1633, 1653, 1673, 16A3</p>	<p>2" x 10" Plates, Product Codes 1623, 1643, 1663, 1683, 16B3</p>
Non-Keyed, Fixed Handle Outside, Operating Handle Inside (for Semi-Active Door)	
<p>1 1/2" x 11" Plates, Product Codes 1614, 1634, 1654, 1674, 16A4</p>	<p>2" x 10" Plates, Product Codes 1624, 1644, 1664, 1684, 16B4</p>
Dummy Pair (for Non-Active Door)	
<p>1 1/2" x 11" Plates, Product Codes 1615, 1635, 1655, 1675, 16A5</p>	<p>2" x 10" Plates, Product Codes 1625, 1645, 1665, 1685, 16B5</p>

Door Configuration #7

Trillanium® (formerly W&F Manufacturing)



Brass Plates, Modern Style	Product Code	Lever Style (LH/RH)	Finish	List Price
Sets with 2" x 10" Plates		See Page 5 for Brass & Modern Brass Lever Options.	Oil Rubbed Bronze (US10B) Satin Nickel (US15) Polished Chrome (US26)	\$194.00
Keyed with American Cylinder <i>(Schlage® keyway standard, Weiser® keyway optional, rekeyable)</i>	17B1			
Non-Keyed <i>T-turn Inside (Patio Function)</i>	17B3			
Dummy Pair	17B5			
Non-Keyed <i>American Style T-turn Inside, Fixed Handles</i>	17B6			



Stainless Steel Plates, Modern Style	Product Code	Lever Style (LH/RH)	Finish	List Price
Sets with 2" x 10" Plates		See Page 5 for Stainless Steel Lever Options.	Stainless Steel (SS)	\$204.00
Keyed with American Cylinder <i>(Schlage® keyway standard, Weiser® keyway optional, rekeyable)</i>	17B1			
Non-Keyed <i>T-turn Inside (Patio Function)</i>	17B3			
Dummy Pair	17B5			
Non-Keyed <i>American Style T-turn Inside, Fixed Handles</i>	17B6			

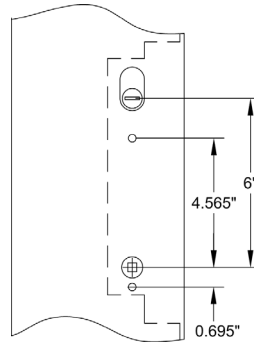
>> Specify by adding "W" to the beginning of Product Code for Weiser® (WR5) Keyway (For example: **W**17B1AT SS).
No upcharge for cylinder substitution. Can be keyed into existing Weiser® system.

Swinging Patio Door Hardware - Set includes Plates, Handles and Cylinders (where applicable).

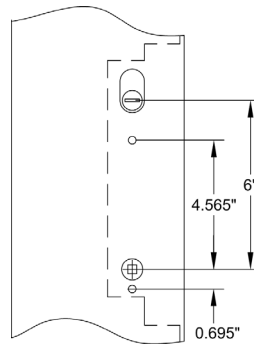
Handing required. Key codes may be specified. Sets fit standard door thickness of 1¾", specify if different.

Door Configuration #7

Trillanium® (formerly W&F Manufacturing)



Sandcast Bronze Plates, Arched Style	Product Code	Lever Style (LH/RH)	Finish	List Price
Sets with 2" x 10" Plates		See Page 5 for Sandcast Bronze Lever Options.	Deep Burgundy (DB) Flat Black (FB) Medium Bronze (MB)	\$216.00
Keyed with American Cylinder <i>(Schlage® keyway standard, Weiser® keyway optional, rekeyable)</i>	1721			
Non-Keyed <i>T-turn Inside (Patio Function)</i>	1723			
Dummy Pair	1725			
Non-Keyed <i>American Style T-turn Inside, Fixed Handles</i>	1726			



Sandcast Bronze Plates, Rectangular Style	Product Code	Lever Style (LH/RH)	Finish	List Price
Sets with 2" x 10" Plates		See Page 5 for Sandcast Bronze Lever Options.	Deep Burgundy (DB) Flat Black (FB) Medium Bronze (MB)	\$216.00
Keyed with American Cylinder <i>(Schlage® keyway standard, Weiser® keyway optional, rekeyable)</i>	1761			
Non-Keyed <i>T-turn Inside (Patio Function)</i>	1763			
Dummy Pair	1765			
Non-Keyed <i>American Style T-turn Inside, Fixed Handles</i>	1766			

>> Specify by adding "W" to the beginning of Product Code for Weiser® (WR5) Keyway (For example: **W**1761AR DB).
No upcharge for cylinder substitution. Can be keyed into existing Weiser® system.

Swinging Patio Door Hardware - Set includes Plates, Handles and Cylinders (where applicable).

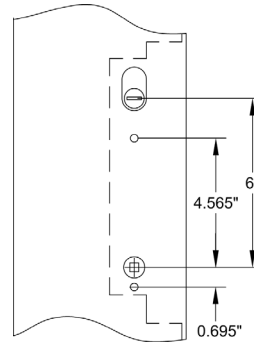
Handing required. Key codes may be specified. Sets fit standard door thickness of 1¾", specify if different.

Door Configuration #7

Trillanium® (formerly W&F Manufacturing)



Bronze Tuscany
2" x 10" Keyed
Padua Levers



Lost Wax Cast Bronze Plates, Tuscany Style	Product Code	Lever Style (LH/RH)	Finish	List Price
Sets with 2" x 10" Plates		See Page 5 for Lost Wax Cast Bronze Lever Options.	Deep Burgundy (DB) Flat Black (FB) Medium Bronze (MB)	\$216.00
Keyed with American Cylinder <i>(Schlage® keyway standard, Weiser® keyway optional, rekeyable)</i>	1741			
Non-Keyed <i>T-turn Inside (Patio Function)</i>	1743			
Dummy Pair	1745			
Non-Keyed <i>American Style T-turn Inside, Fixed Handles</i>	1746			

>> Specify by adding "W" to the beginning of Product Code for Weiser® (WR5) Keyway (For example: **W**1741ANL DB).
No upcharge for cylinder substitution. Can be keyed into existing Weiser® system.


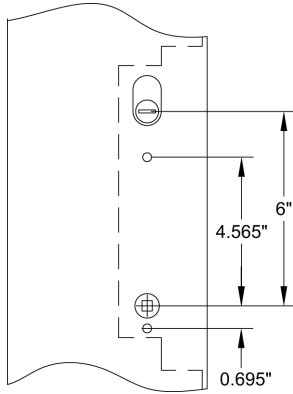
Swinging Patio Door Hardware - Set includes Plates, Handles and Cylinders (where applicable).

Handing required. Key codes may be specified. Sets fit standard door thickness of 1¾", specify if different.

Door Configuration #7 Specification Sheet

Trim & Cylinders for Multi Point Locks

Door Configuration #7 American Cylinder Above Handle 6" Center to Center



Keyed Plates with American Cylinder *Includes non-keyed, thumbturn inside*

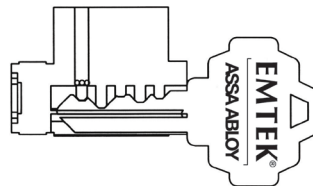
Standard Door Thickness: 1 $\frac{5}{8}$ " - 2"	Extended Door Thickness: 2 $\frac{1}{8}$ " - 2 $\frac{3}{4}$ "
Standard Components: • Single Cylinder Tailpiece • 2" Steel Spindles • 2" Rosette Screws	Extended Components: • Long Single Cylinder Tailpiece • 2" Steel Spindle • 2 $\frac{1}{2}$ " Rosette Screws

Non-Keyed Plates *Includes non-keyed passage, fixed handle out/operating handle in, & dummy (uses screws only)*

Standard Door Thickness: 1 $\frac{5}{8}$ " - 2"	Extended Door Thickness: 2 $\frac{1}{8}$ " - 2 $\frac{3}{4}$ "
Standard Components: • Thumbturn Tailpiece • 2" Steel Spindle (Handle out/operating handle in) • 2" Rosette Screws	Extended Components: • Long Thumbturn Tailpiece • 2" Steel Spindle (Handle out/operating handle in) • 2 $\frac{1}{2}$ " Rosette Screws

CONSTRUCTION KEYING

- Lost ball system.
- Last four pin locations drilled for lost ball application.
- Master key wafers used for code variability.
- Construction keys and owner keys sent separately.
- Order by indicating "**Construction Keyed, House #_**" next to applicable locks.



Construction devices used on one or all of last four positions.



Dimples drilled in plug in this position.

Charge for Construction Keying - \$2.00 (NET)
• Locks that are both construction keyed and keyed alike in a house group will be charged a total of \$4.00 (NET) per cylinder.

Charge for Re-Keying - \$2.00 (NET) per Cylinder
• Locks that are keyed to code or keyed alike in a house group will be charged \$2.00 (NET) per cylinder.

Keying to Code
• Order by indicating "Key Code XXXXX" next to applicable locks.

Keying Alike
• Order by indicating "Keyed Alike" next to applicable locks if only one keyed alike group is wanted.
• If ordering multiple groups (houses) indicate " Keyed Alike House #_ " next to applicable locks.

Door Configuration #7 Specification Sheet

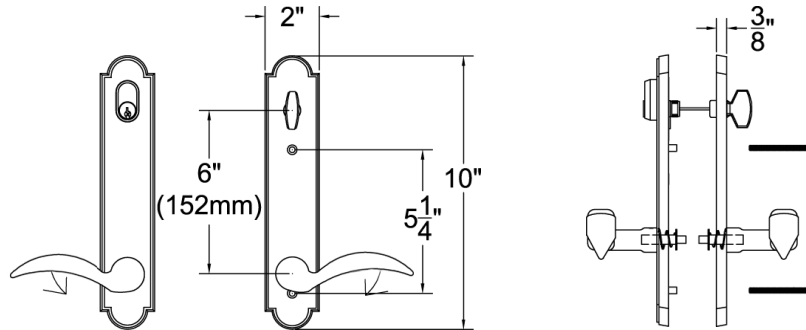
Trim & Cylinders for Multi Point Locks

Swinging Patio Door Hardware - Set includes Plates, Handles and Cylinders (where applicable)

Trillanium® (formerly W&F Manufacturing)

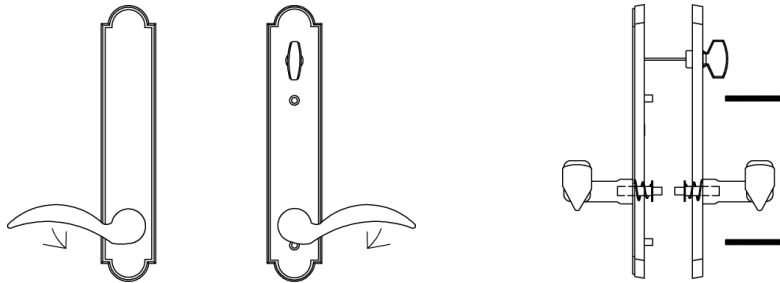
Keyed with American Cylinder (for Active Door, Schlage® Keyway Standard, Weiser® Keyway Optional, Rekeyable)

2" x 10" Plates, Product Codes 1721, 1741, 1761, 17B1



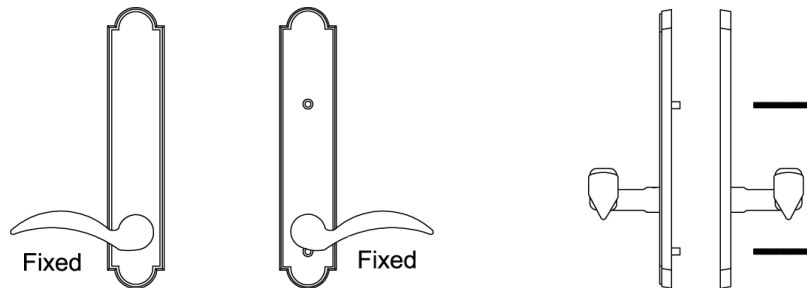
Non-Keyed, American Style T-Turn Inside (Active Door)

2" x 10" Plates, Product Codes 1723, 1743, 1763, 17B3



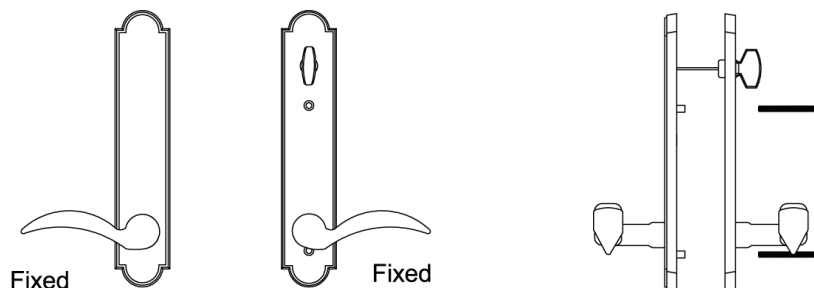
Dummy Pair (for Non-Active Door)

2" x 10" Plates, Product Codes 1725, 1745, 1765, 17B5



Non-Keyed, Fixed Handles, American Style T-Turn Inside (for Semi-Active Door)

2" x 10" Plates, Product Codes 1726, 1746, 1766, 17B6



LIFETIME LIMITED WARRANTY

Subject to the terms and conditions of this warranty, Emtek Products, Inc. ("Company") extends a lifetime limited warranty to the original consumer user ("Original User") of our product ("Product") against defects in material and workmanship, as long as the Original User occupies the residential premises upon which the Product was originally installed.

This warranty only applies to the Original User of the Products. This warranty is not transferable. This warranty applies to all products sold on or after April 2, 2012.

Original User: The Original User will return the defective Product to the Company, free and clear of all liens and encumbrances, transportation prepaid, accompanied by a statement of defects and proof of purchase.

What Emtek will do: Upon return of the defective Product to Emtek, Emtek's sole obligation, at its option, is to either repair or replace the Product, or refund the original purchase price in exchange for the Product.

THE COMPANY MAKES NO OTHER WARRANTY OTHER THAN AS EXPRESSLY STATED HEREIN, AND ALL IMPLIED WARRANTIES, INCLUDING ANY WARRANTY OF MERCHANTABILITY OR FITNESS FOR A PARTICULAR PURPOSE, ARE HEREBY EXCLUDED.

THE COMPANY'S MAXIMUM LIABILITY HEREUNDER IS LIMITED TO THE PURCHASE PRICE OF THE PRODUCT. IN NO EVENT SHALL THE COMPANY BE LIABLE FOR ANY CONSEQUENTIAL, INDIRECT, INCIDENTAL OR SPECIAL AND/OR PUNITIVE DAMAGES OF ANY NATURE ARISING FROM THE SALE OR USE OF THE PRODUCT, WHETHER BASED ON CONTRACT, WARRANTY, TORT, STRICT LIABILITY, PATENT INFRINGEMENT, OR OTHERWISE, EVEN IF ADVISED OF THE POSSIBILITY OF SUCH DAMAGES. Some local laws do not allow the exclusion or limitation of incidental or consequential damages, so the above exclusion or limitation may not apply to you. This warranty gives specific legal rights and a buyer may also have other rights which may vary from state to state.

WHAT IS NOT COVERED: THE FOLLOWING COSTS, EXPENSES AND DAMAGES ARE NOT COVERED BY THE PROVISIONS OF THIS LIMITED WARRANTY: (I) LABOR COSTS INCLUDING, BUT NOT LIMITED TO, SUCH COSTS AS THE REMOVAL AND REINSTALLATION OF PRODUCT; AND (II) SHIPPING AND FREIGHT EXPENSES REQUIRED TO RETURN PRODUCT TO EMTEK.

THE PROVISIONS OF THIS WARRANTY DO NOT APPLY TO PRODUCTS: (I) USED IN COMMERCIAL APPLICATIONS; (II) USED IN COMMON AREA APPLICATIONS; (III) USED FOR PURPOSES FOR WHICH THEY ARE NOT DESIGNED OR INTENDED; (IV) WHICH HAVE BEEN SUBJECTED TO ALTERATION, ABUSE, MISUSE, NEGLIGENCE OR ACCIDENT; (V) WHICH HAVE BEEN IMPROPERLY STORED, INSTALLED, MAINTAINED OR OPERATED; (VI) WHICH HAVE BEEN USED IN VIOLATION OF WRITTEN INSTRUCTIONS PROVIDED BY EMTEK; (VII) WHICH HAVE BEEN SUBJECTED TO IMPROPER TEMPERATURE, HUMIDITY OR OTHER ENVIRONMENTAL CONDITIONS; OR (VIII) WHICH, BASED ON EMTEK'S EXAMINATION, DO NOT DISCLOSE TO EMTEK'S SATISFACTION NON-CONFORMANCE TO THE WARRANTY. Additionally, this warranty DOES NOT COVER scratches, abrasions, or deterioration due to the use of paints, solvents or other chemicals.

Finish Warranty: PVD finish carries a lifetime limited finish warranty. There is no finish warranty on Deep Burgundy, Medium Bronze, Silver Patina, and Flat Black Patina finishes. All other finishes carry a five year finish warranty.

Warranty claims: For warranty service and shipping instructions contact customer service at:

EMTEK Products, Inc.
15250 E. Stafford Street
City of Industry, CA 91744
Tel: (626) 961-0413



Scan this code to
visit our website



facebook.com/EmtekAssaAbloy



youtube.com/user/EMTEKproducts



twitter.com/emtek_assaabloy



pinterest.com/emtekassaabloy

follow us on

EMTEK[®]
ASSA ABLOY

EMTEK Products, Inc.
15250 E. Stafford Street
City of Industry • CA 91744
Tel: 800-356-2741 • 626-961-0413
Fax: 800-577-5771 • 626-336-2812
www.emtek.com

BX4-3PTPRICEBK2014
JANUARY 2014

