



SELECT SERVICE

Sold To: _____

Purchase Order #: _____
Ship: _____

Select your shipping preference below:
 (Please check box for desired service, if applicable)

- UPS OVERNIGHT (Red)**
- UPS 2nd DAY (Blue)**
- UPS 3rd DAY**
- UPS GROUND**
- TRUCK**
- Next Business Day Service** (Shipment when Purchase Order is received prior to 4:00 PM EST)
 Examples: DORMA receives P.O. at 3:59 PM on Monday, order will ship by close of business on Tuesday.
 DORMA receives P.O. at 3:59 PM on Friday, order will ship by close of business on the following Monday.

Date: _____

Signature: _____

(Orders will not be processed without authorized signature)

NOTES:

- Standard freight and discount schedules and terms of sale apply. Please refer to current price list for details.
- DORMA reserves the right to limit quantities or decline an order if the credit status of the buyer is not satisfactory to DORMA.
- Orders cannot be cancelled.
- Select Service Quick Ship available only in the United States.
- All prices in U.S. dollars.
- Product SKUs and prices subject to change without notice.
- Some of the available products have quantity per order limits and will be noted accordingly.

Contents

Locks	2
EAC Components	6
Low Energy Operator	7
Exit Devices	7
Surface Closers	11
Electromagnetic Door Holders	13
Concealed Closers / Pivots	13

Key

- "New"** to Select Service, Available in East and West Coast Warehouse
- Available in East and West Coast Warehouse
- Available only in East Coast Warehouse

Fax or EMAIL Orders to:
 DORMA USA, Inc.
 866-376-7632
 hdwselect@dorma-usa.com

FOR DORMA USE ONLY

Customer Account # _____
 Factory Order # _____
 Edit Checked by: _____





Locks

C800 Series Grade 1 Cylindrical Lever Locks


PN #	Product	Lever	Rose	Latch	Strike	Finish	Keying	List \$
33800001	■ C801 Single Dummy	LR	E	2-3/4" - 1-1/8" Face	ANSI 4-7/8"	626	—	150
33800002	■ C810 Passage	LR	E	2-3/4" - 1-1/8" Face	ANSI 4-7/8"	626	—	350
33800003	■ C840 Privacy	LR	E	2-3/4" - 1-1/8" Face	ANSI 4-7/8"	626	—	402
33800004	■ C853D Entry	LR	E	2-3/4" - 1-1/8" Face	ANSI 4-7/8"	626	SCKD	476
33800005	■ C853J Entry	LR	E	2-3/4" - 1-1/8" Face	ANSI 4-7/8"	626	IC	476
33800006	■ C870D Classroom	LR	E	2-3/4" - 1-1/8" Face	ANSI 4-7/8"	626	SCKD	476
33800007	■ C870J Classroom	LR	E	2-3/4" - 1-1/8" Face	ANSI 4-7/8"	626	IC	476
33800008	■ C880D Storeroom	LR	E	2-3/4" - 1-1/8" Face	ANSI 4-7/8"	626	SCKD	476
33800009	■ C880J Storeroom	LR	E	2-3/4" - 1-1/8" Face	ANSI 4-7/8"	626	IC	476
33800054	☐ C801 Single Dummy	LC	E	2-3/4" - 1-1/8" Face	ANSI 4-7/8"	626	—	150
33800055	☐ C810 Passage	LC	E	2-3/4" - 1-1/8" Face	ANSI 4-7/8"	626	—	350
33800056	☐ C840 Privacy	LC	E	2-3/4" - 1-1/8" Face	ANSI 4-7/8"	626	—	402
33800057	☐ C853D Entry	LC	E	2-3/4" - 1-1/8" Face	ANSI 4-7/8"	626	SCKD	476
33800058	☐ C853J Entry	LC	E	2-3/4" - 1-1/8" Face	ANSI 4-7/8"	626	IC	476
33800059	☐ C870D Classroom	LC	E	2-3/4" - 1-1/8" Face	ANSI 4-7/8"	626	SCKD	476
33800060	☐ C870J Classroom	LC	E	2-3/4" - 1-1/8" Face	ANSI 4-7/8"	626	IC	476
33800061	☐ C880D Storeroom	LC	E	2-3/4" - 1-1/8" Face	ANSI 4-7/8"	626	SCKD	476
33800062	☐ C880J Storeroom	LC	E	2-3/4" - 1-1/8" Face	ANSI 4-7/8"	626	IC	476
33800010	■ C800 Strike	—	—	—	T Strike	626	—	9
33800011	■ C800 Strike	—	—	—	FL Square	626	—	9





CL700 Series Grade 2 Cylindrical Lever Locks

PN #	Product	Lever	Rose	Latch	Strike	Finish	Keying	List \$
33800012	■ CL701 Single Dummy	LR	C	2-3/4" - 1-1/8" Face	ANSI 4-7/8"	626	—	93
33800013	■ CL710 Passage	LR	C	2-3/4" - 1-1/8" Face	ANSI 4-7/8"	626	—	163
33800014	■ CL740 Privacy	LR	C	2-3/4" - 1-1/8" Face	ANSI 4-7/8"	626	—	185
33800015	■ CL753D Entry	LR	C	2-3/4" - 1-1/8" Face	ANSI 4-7/8"	626	SC KD	238
33800016	■ CL753J Entry	LR	C	2-3/4" - 1-1/8" Face	ANSI 4-7/8"	626	IC	238
33800017	■ CL770D Classroom	LR	C	2-3/4" - 1-1/8" Face	ANSI 4-7/8"	626	SC KD	238
33800018	■ CL770J Classroom	LR	C	2-3/4" - 1-1/8" Face	ANSI 4-7/8"	626	IC	238
33800019	■ CL780D Storeroom	LR	C	2-3/4" - 1-1/8" Face	ANSI 4-7/8"	626	SC KD	238
33800020	■ CL780J Storeroom	LR	C	2-3/4" - 1-1/8" Face	ANSI 4-7/8"	626	IC	238
33800063	☐ CL701 Single Dummy	LC	C	2-3/4" - 1-1/8" Face	ANSI 4-7/8"	626	—	93
33800064	☐ CL710 Passage	LC	C	2-3/4" - 1-1/8" Face	ANSI 4-7/8"	626	—	163
33800065	☐ CL740 Privacy	LC	C	2-3/4" - 1-1/8" Face	ANSI 4-7/8"	626	—	185
33800066	☐ CL753D Entry	LC	C	2-3/4" - 1-1/8" Face	ANSI 4-7/8"	626	SCKD	238
33800067	☐ CL770D Classroom	LC	C	2-3/4" - 1-1/8" Face	ANSI 4-7/8"	626	SCKD	238
33800068	☐ CL780D Storeroom	LC	C	2-3/4" - 1-1/8" Face	ANSI 4-7/8"	626	SCKD	238
33800069	☐ CL701 Single Dummy	LR	C	2-3/4" - 1-1/8" Face	ANSI 4-7/8"	613	—	106
33800070	☐ CL710 Passage	LR	C	2-3/4" - 1-1/8" Face	ANSI 4-7/8"	613	—	187
33800071	☐ CL740 Privacy	LR	C	2-3/4" - 1-1/8" Face	ANSI 4-7/8"	613	—	209
33800072	☐ CL753D Entry	LR	C	2-3/4" - 1-1/8" Face	ANSI 4-7/8"	613	SCKD	262
33800073	☐ CL770D Classroom	LR	C	2-3/4" - 1-1/8" Face	ANSI 4-7/8"	613	SCKD	262
33800074	☐ CL780D Storeroom	LR	C	2-3/4" - 1-1/8" Face	ANSI 4-7/8"	613	SCKD	262
33800022	■ Strike	—	—	—	T	—	626	9
33800076	☐ Strike	—	—	—	T	—	613	9
33800011	■ Strike	—	—	—	FL Square	—	626	9
33800077	☐ Strike	—	—	—	FL Square	—	613	9





C500 Series Economy Grade 2 Cylindrical Lever Locks

PN #	Product	Lever	Rose	Latch	Strike	Finish	Keying	List \$
33800024	■ C501 Single Dummy	LR	C	2-3/4" - 1-1/8" Face	ANSI 4-7/8"	626	—	60
33800025	■ C510 Passage	LR	C	2-3/4" - 1-1/8" Face	ANSI 4-7/8"	626	—	102
33800026	■ C540 Privacy	LR	C	2-3/4" - 1-1/8" Face	ANSI 4-7/8"	626	—	104
33800027	■ C553D Entry	LR	C	2-3/4" - 1-1/8" Face	ANSI 4-7/8"	626	SCKD	112
33800028	■ C553J Entry	LR	C	2-3/4" - 1-1/8" Face	ANSI 4-7/8"	626	IC	112
33800029	■ C570D Classroom	LR	C	2-3/4" - 1-1/8" Face	ANSI 4-7/8"	626	SCKD	112
33800030	■ C570J Classroom	LR	C	2-3/4" - 1-1/8" Face	ANSI 4-7/8"	626	IC	112
33800031	■ C580D Storeroom	LR	C	2-3/4" - 1-1/8" Face	ANSI 4-7/8"	626	SCKD	112
33800032	■ C580J Storeroom	LR	C	2-3/4" - 1-1/8" Face	ANSI 4-7/8"	626	SCKD	112
33800033	■ C501 Single Dummy	LC	C	2-3/4" - 1-1/8" Face	ANSI 4-7/8"	626	—	60
33800034	■ C510 Passage	LC	C	2-3/4" - 1-1/8" Face	ANSI 4-7/8"	626	—	102
33800035	■ C540 Privacy	LC	C	2-3/4" - 1-1/8" Face	ANSI 4-7/8"	626	—	104
33800036	■ C553D Entry	LC	C	2-3/4" - 1-1/8" Face	ANSI 4-7/8"	626	SCKD	112
33800037	■ C580D Storeroom	LC	C	2-3/4" - 1-1/8" Face	ANSI 4-7/8"	626	SCKD	112
33800038	■ C510 Passage	LR	C	2-3/4" - 1-1/8" Face	ANSI 4-7/8"	613	—	114
33800039	■ C540 Privacy	LR	C	2-3/4" - 1-1/8" Face	ANSI 4-7/8"	613	—	116
33800040	■ C553D Entry	LR	C	2-3/4" - 1-1/8" Face	ANSI 4-7/8"	613	SCKD	124
33800041	■ C580D Storeroom	LR	C	2-3/4" - 1-1/8" Face	ANSI 4-7/8"	613	SCKD	124
33800078	☒ C510 Passage	LC	C	2-3/4" - 1-1/8" Face	ANSI 4-7/8"	613	—	114
33800079	☒ C540 Privacy	LC	C	2-3/4" - 1-1/8" Face	ANSI 4-7/8"	613	—	116
33800080	☒ C553D Entry	LC	C	2-3/4" - 1-1/8" Face	ANSI 4-7/8"	613	SCKD	124
33800081	☒ C580D Storeroom	LC	C	2-3/4" - 1-1/8" Face	ANSI 4-7/8"	613	SCKD	124
33800022	■ Strike	—	—	—	T	626	—	9
33800076	☒ Strike	—	—	—	T	613	—	9
33800011	■ Strike	—	—	—	FL Square	626	—	9
33800077	☒ Strike	—	—	—	FL Square	613	—	9

C300/J300 Series Grade 2 Cylindrical & Interconnected Locks

PN #	Product	Function	Lever	Latch	Strike	Finish	Keying	List \$
33800105	■ C301	Single Dummy	LR	—	—	626	—	29
33800106	■ C301	Single Dummy	LS	—	—	619	—	31
33800107	■ C301	Single Dummy	LS	—	—	619	—	31
33800108	■ C310	Passage	LR	234N 118S	Full Lip Radius	626	—	58
33800109	■ C310	Passage	LC	234N 118S	Full Lip Radius	626	—	58
33800110	■ C310	Passage	LC	234N 118S	Full Lip Radius	613	—	60
33800111	■ C310	Passage	LS	234N 118S	Full Lip Radius	619	—	60






C300/J300 Series Grade 2 Cylindrical & Interconnected Locks

PN #		Product	Function	Lever	Latch	Strike	Finish	Keying	List \$
33800112	N	C310	Passage	LS	234N 118S	Full Lip Radius	619	—	60
33800113	N	C330	Patio	LR	234F 118S	Full Lip Radius	626	—	67
33800114	N	C330	Patio	LS	234F 118S	Full Lip Radius	619	—	69
33800115	N	C330	Patio	LS	234F 118S	Full Lip Radius	619	—	69
33800116	N	C340	Privacy	LR	234N 118S	Full Lip Radius	626	—	62
33800117	N	C340	Privacy	LC	234N 118S	Full Lip Radius	626	—	62
33800118	N	C340	Privacy	LC	234N 118S	Full Lip Radius	613	—	64
33800119	N	C340	Privacy	LS	234N 118S	Full Lip Radius	619	—	64
33800120	N	C340	Privacy	LS	234N 118S	Full Lip Radius	619	—	64
33800121	N	C353	Keyed Entry	LR	234F 118S	Full Lip Radius	626	SCKD	82
33800122	N	C353	Keyed Entry	LC	234F 118S	Full Lip Radius	626	SCKD	82
33800123	N	C353	Keyed Entry	LC	234F 118S	Full Lip Radius	613	SCKD	85
33800124	N	C353	Keyed Entry	LS	234F 118S	Full Lip Radius	619	SCKD	85
33800125	N	C353	Keyed Entry	LS	234F 118S	Full Lip Radius	619	SCKD	85
33800126	N	J310	Entry, Single Cylinder	LR	234F 118S	T Strike	626	SCKD	313
33800127	N	J310	Entry, Single Cylinder	LC	234F 118S	T Strike	626	SCKD	313
33800128	N	J310	Entry, Single Cylinder	LS	234F 118S	T Strike	619	SCKD	325
33800129	N	J310	Entry, Single Cylinder	LS	234F 118S	T Strike	619	SCKD	325
33800130	N	Latch	C310/C340	—	238N 100S	—	626/619	—	15
33800131	N	Latch	C353/J210	—	238F 100S	—	626/619	—	20
33800132	N	Latch	C330	—	238F 100S	—	626/619	—	20
33800133	N	Latch	C310/C340	—	238N 100S	—	613	—	15
33800134	N	Latch	C353/J210	—	238F 100S	—	613	—	20

Deadbolts

PN #		Product	Finish	Keying	List \$
33800050	■	DB660D Cylindrical × Turn	626	SCKD	73
33800051	■	DB660J Cylindrical × Turn	626	IC	73
33800052	■	DB660D Cylindrical × Turn	630	SCKD	73
33800053	■	DB660J Cylindrical × Turn	630	IC	73
33800103	Ⓔ	DB662D Cylindrical × Turn	626	SCKD	94
33800104	Ⓔ	DB662D Cylindrical × Turn	630	SCKD	94



Electronic Access Control Components

1,500 lb Magnetic Locks

PN #	Product	Description	Finish	List \$
33400014	EML310 BA DP	Magnetic lock, single door, 1500 lb holding	628	570
33400015	EML310 BA DP	Magnetic lock, single door, 1500 lb holding	693	651

Electric Strikes

PN #	Product	Description	Dual Voltage	Finish	List \$
33400016	ES62F FSV	Electric strike, fire rated, surface rim	12 or 24 VDC	630	525
33400017	ES96F FSV	Electric strike, fire rated, modular mortise/cylindrical	12 or 24 VDC	630	495

Power Supplies & Accessories

PN #	Product	Description	Dual Voltage	Finish	List \$
33400018	PS610RF	1.0 A @ 24 VDC filter/reg, class 2 selectable output, fire panel interface standard	12 or 24 VDC	630	395
33400019	PS532RF CR	2.0 A @ 24 VDC filter/reg, class 2 selectable output, CR fire panel interface standard	12 or 24 VDC	630	767

Keypads

PN #	Product	Description	Finish	List \$
33400020	AC225	12 button, 480 user exterior keypad, (flat black w/630 face plate)	711/630	776
33400021	AC228	12 button, 480 user interior keypad, (satin chrome faceplate)	701	342

Key Switches, Push Buttons

PN #	Product	Description	Finish	List \$
33400022	KS801 D	Key switch, single gang, maintained, SPDT, standard cylinder – KD, satin aluminum	628	156
33400023	KS802 D	Key switch, single gang, momentary, SPDT, standard cylinder – less core, satin aluminum	628	156

Key Switches, Push Buttons and Controls Consoles

PN #	Product	Description	Finish	List \$
33400024	PB72 1 MO	Push button, single gang, 2" square illuminated exit, momentary, satin stainless	630	82





Power Door Operator

ED900

PN #	Product	Arm	Finish	List \$
33700001	■ ED900	J8	689	4750
33700002	■ ED900	T	689	4750
33700003	■ RFR 433 Receiver			272
08108210	■ WS1 Wall Switch			241
33700004	■ WSRFT1 433 Wireless Wall Switch, 6" Square			387

Exit Devices

9000 Series Grade 1 Wide Stile Exit Devices

PN #	Product	Length	Height	Hand	Strike	Finish	List \$
11913920	■ 9300	B			463	689	706
11900100	■ 9300	B			463	630	1139
11910310	■ 9300	A			463	630	1139
11913937	☐ F9300	B			463	689	846
11900104	■ F9300	B			463	630	1279
11910311	■ F9300	A			463	630	1279
11900108	☐ 9400	B	7'	RHR	426/439	630	1660
11900107	☐ 9400	B	7'	LHR	426/439	630	1660
11900112	■ F9400	B	7'	RHR	426/439	630	1820
11900111	■ F9400	B	7'	LHR	426/439	630	1820
11914010	☐ LB9400 (Less bottom rod)	B	7'	RHR	426	630	1660
11914009	☐ LB9400 (Less bottom rod)	B	7'	LHR	426	630	1660
11913922	☐ LBF9400	B	7'	RHR	426	630	1820
11913921	☐ LBF9400	B	7'	LHR	426	630	1820
11900116	☐ 9500 *(08)	B		RHR	465	630	1595
11900115	☐ 9500 *(08)	B		LHR	465	630	1595

NOTE: * For E0, 02, 08, 23 functions use 08 device





9000 Series Wide Stile Trim

PN #	Product	Cylinder	Keying	Finish	List \$
95006897	■ HRT05	D	SC KD	630	265
95008560	■ PRT02	—		630	173
95008617	☒ PRT03	—		630	252
95009803	☒ YC08	D	SC KD	630	512
95010417	■ YR08	D	SC KD	630	512
34000001	■ YR08	L		630	482
95010372	☒ YR08M	D	SC KD	630	512
95010711	☒ YT08	D	SC KD	630	512
95009951	■ YC23	—		630	410
95010564	■ YR23	—		630	410

9000 Series Grade 1 Narrow Stile Exit Devices

PN #	Product	Length	Height	Hand	Strike	Finish	List \$
95058062	☒ 9600	BB	7'	RHR	418/439 NS	630	1923
95058061	☒ 9600	BB	7'	LHR	418/439 NS	630	1923
95058066	☒ F9600	BB	7'	RHR	418/439	630	2083
95058065	☒ F9600	BB	7'	LHR	418/439	630	2083
95058069	☒ 9700	BB			430	630	1377
95058070	☒ F9700	BB			463	630	1517
95058072	☒ 9800	BB	7'	RHR	426/439	630	1810
95058071	☒ 9800	BB	7'	LHR	426/439	630	1810
95058074	☒ F9800	BB	7'	RHR	426/439	630	1970
95058073	☒ F9800	BB	7'	LHR	426/439	630	1970

9000 Series Narrow Stile Trim

PN #	Product	Cylinder	Keying	Finish	List \$
95058077	☒ ZP02	—		630	304
95058078	☒ ZP03	D	SC KD	630	437
95058079	☒ ZC08	D	SC KD	630	512
95058081	☒ ZG08	D	SC KD	630	512
95058082	☒ ZR08	D	SC KD	630	512
95058080	☒ ZT08	D	SC KD	630	512





8000 Series Grade 1 Standard Exit Devices

PN #	Product	Length	Hand	Strike	Finish	List \$
11800008	■ 8300	B		463	689	441
11800194	■ 8300	A		463	689	441
11800208	■ F8300	B		463	689	604
11800006	☒ 8400	B	RHR	426/439	689	703
34000009	☒ 8400	B	LHR	426/439	689	703
11800216	■ F8400	B	RHR	426/439	689	893
34000002	■ F8400	B	LHR	426/439	689	893

8000 Series Trim

PN #	Product	Cylinder	Keying	Finish	List \$
95052308	☒ 8PDT	—		689	80
95052326	☒ 8P03	D		689	133
34000005	■ R08	D	SC KD	689	308
34000004	■ R08	D	SC KD	626	345
34000003	■ R08J	J		689	308
34000010	☒ R08J	J		626	345
95008957	■ R23	—		689	251
34000006	■ R23	—		626	286

Mullions

PN #	Product	Finish	List \$
95041980	■ 1330-8 (Steel mullion)	600	428
95005018	☒ F1300-8 (Fire listed steel mullion)	600	717
34000007	■ F1340 KR-8 (Fire listed key removable mullion)	600	1103





Accessories and Service Items

PN #	Product	Finish	List \$
95009070	■ SNB Sex Nuts	630	13
95044866	■ 320 Strike - RIM	693	58
95046951	■ 463 Strike - RIM (Fire-rated & NON)	693	60
95046248	☒ 426 Strike - SVR	693	38
95004861	■ ETR – Top Rod Extension Kit (9400 or 9700 series, for doors 8' to 10')	630	97
95004847	■ ETR – Top Rod Extension Kit (8400 series, doors from 7'6" to 10')	689	49
95006734	■ GK9000 (for 9000 series only)	630	73
95006729	■ GK8000 (for 8000 series only)	693	73
95008528	■ Popper (for fire rated LBR vert. rod)	N/A	66
95002640	☒ 8DRKIT (Dogging repair kit) (for 8000 series only)	N/A	80
95052775	☒ 9DRKIT (Dogging repair kit) (for 5000 or 9000 series only)	N/A	80
95052779	☒ 9GALD (Alum. door bracket & screws) (for 9100 series only)	N/A	102
95001851	☒ BPA-KIT Specify Bar (for 9000 series only)	630	590
95002388	☒ CD-KIT Specify Bar (for 9000 series only)	630	170





Surface Door Closers

TS93 Series

PN #		Product	Arm	Cover	Fastener	Finish	List \$
93000706	■	TS9315 (Cam & roller technology)	T	FMC	SN3	689	457
93000709	■	TS9315 (Cam & roller technology)	PT	FMC	SN3	689	457
33400001	■	TS9315 (Cam & roller technology)	ST	FMC	SN3	689	660
33400002	■	TS9315 (Cam & roller technology)	SPT	FMC	SN3	689	660

8900 Series

PN #		Body	Arm	Cover	Fastener	Finish	List \$
30000050	■	8916	AF89P	FC	SN1	689	429
30001450	□	8916	AF89P	FMC	SN1	689	434
30001310	■	8916	SPA	FC	SN1	689	446
30000054	■	8916	DS	FC	SN1	689	476
30001076	□	8916	DST	FC	SN1	689	517
30001727	■	8916	SDS	FC	SN1	689	601
30001728	■	8916	SDST	FC	SN1	689	642
30001729	□	8916	SIS	FC	SN1	689	660

8600 Series

PN #		Body	Arm	Cover	Fastener	Finish	List \$
28003500	■	8616	AF86P	COV	SNB1	689	320
28003520	□	8616	AF86P	FC	SNB1	689	323
28003460	■	8616	ARP	COV	SNB1	689	309
28003550	□	8616	ARP	FC	SNB1	689	315
28010180	■	8616	FHP	COV	SNB1	689	359
28003730	■	8616	DS	COV	SNB1	689	375
28010150	■	8616	DST	COV	SNB1	689	419

7400 Series

PN #		Body	Arm	Fastener	Finish	List \$
33400003	■	7436	ARP	COMBO	689	211
33400004	■	7414	ARP	COMBO	689	211
28003480	■	7436	ARP	SNB1	689	217
28001860	■	7414	ARP	SNB1	689	217
28010200	□	7436	FHP	SNB1	689	265
28010210	□	7414	FHP	SNB1	689	265





Surface Closer Accessories & Service Items

PN #		Product	Finish	List \$
08032860	■	P86	689	15
33400005	■	BSHD	689	24
08098830	■	BP89	689	29
08205660	□	BP86	689	29
08205670	□	BP86FC	689	29
08098800	■	BP74	689	29
08211960	■	BP640C	689	4
08096920	■	DP89	689	29
08098820	■	DP86	689	29
08205680	□	DP86FC	689	29
08098810	■	DP74	689	29
08205590	■	AF89P	689	80
08205613	□	AF86P	689	75
33400007	■	AF86	689	67
08205630	□	ARP	689	65
33400008	■	AR	689	58
08112030	■	AO8P	689	65
33400009	■	FHP	689	110
08091470	□	SR48	689	27
08098860	□	SB48	689	28
33400006	■	FC	689	21
08098840	■	COV	689	16
08111320	■	DPK89	689	8
08211160	■	DPK86	689	8
08081290	■	SN1	689	4
08098850	■	SNB1	689	6
08205690	□	SN3	689	4





Electromagnetic Door Holders

EM Series

PN #	Package	Finish	List \$
33400011 ■	EM504	689	338
33400010 ■	EM508	689	338

EM Accessories & Service Items

PN #	Product	Finish	List \$
33400013 ■	ER1.5 (1-1/2" extension rod)	689	56
33400012 ■	ER2.0 (2" extension rod)	689	64

Concealed Door Closers


ITS Series

PN #	Body	Description	NHO/HO	Finish	List \$
33600001 ■	ITS9613		NHO	689	423
33600002 ■	THKIT	(ITS HO Kit)			55

RTS Series

PN #	Package	Spring	Stop	NHO/HO	Extension	List \$
33600003 ■	RTS88	SZ3	105°	NHO	5 mm	353
33600004 ■	RTS88	SZ3	105°	HO	5 mm	353
33600005 ■	RTS88	SZ3	90°	NHO	5 mm	353
33600006 ■	RTS88	SZ3	90°	HO	5 mm	353
33600007 ■	RTS88	BFI	105°	NHO	5 mm	353
33600008 ■	RTS88	BFI	105°	HO	5 mm	353
33600009 ■	RTS88	BFE	105°	NHO	5 mm	353
33600010 ■	RTS88	BFE	105°	HO	5 mm	353
33600047 ■	RTS88	SZ3	105°	NHO		353
33600048 ■	RTS88	SZ3	105°	HO		353
33600050 ■	RTS88	SZ3	90°	NHO		353
33600051 ■	RTS88	BFE	105°	NHO		353
33600052 ■	RTS88	BFI	105°	NHO		353

NOTE: RTS88 Body only prices above (include mounting brackets)






RTS Accessories & Service Items

PN #	Model	Description	Finish	List \$
33600011	N CRNR BRKT	Header to side Jamb 1" web		6
33600012	N 8835	End load arm 7/8" web		95
33600013	N 8836	End load arm 5/8" web		95
33600014	N 8837	End load arm 3/4" web		95
33600015	N 8838	End load arm		95
33600016	N 8812	Offset arm		141
33600017	N 8852	Short floor pivot		65
33600018	N 8853	Tall floor pivot		65
33600019	N 8855	Short threshold pivot		65
33600020	N 8575	Cover, steel	626	140
33600021	■ 8563	Cover, aluminum	689	60
33600022	■ 8532	Steel frame mounting channel		50
33600023	N 8521E	2-5/16" (add-on) spindle extension		50
33600024	■ 8820J	Conversion bracket, Jackson to RTS (use with standard RTS CRNR BRKT)		15

BTS Series

PN #	Package	Spring	Top Pivot	Bottom Pivot	Cover	Hand	Spindle	HO/HNO	Finish	List \$
33600025	■ BTS80B	Sz4	Sz4	8062	7410		74010	HO/NHO	626	1315
33600027	■ BTS80D	Sz4	Sz4	75120	7410	RH	74010	HO/NHO	626	1389
33600026	■ BTS80D	Sz4	Sz4	75120	7410	LH	74010	HO/NHO	626	1389





BTS Accessories & Service Items

PN #	Product	Hand	Finish	List \$
33600028	■ BTS80 Sz. 3		(no finish)	943
33600029	■ BTS80 Sz. 4		(no finish)	943
33600030	■ BTS80 Sz. 6		(no finish)	943
33600031	■ BTS75V NHO 1-4		(no finish)	862
33600032	■ BTS75V BF NHO 1-4		(no finish)	862
33600033	■ BTS75V 90 HO 1-4		(no finish)	914
33600034	■ 74003 (Spindle insert)		(no finish)	65
33600035	■ 74005 (Spindle insert)		(no finish)	65
33600036	■ 74007 (Spindle insert)		(no finish)	65
33600037	■ 74010 (Spindle insert)		(no finish)	65
33600038	■ 74015 (Spindle insert)		(no finish)	85
33600039	■ 74020 (Spindle insert)		(no finish)	85
33600040	■ 74025 (Spindle insert)		(no finish)	85
33600041	■ 80010 (3° Spindle insert)	RH	(no finish)	65
33600042	■ 80010 (3° Spindle insert)	LH	(no finish)	65
33600043	■ 7410 (BTS80 cover plate)		630	105
33600044	■ 7410 (BTS80 cover plate)		613	105
33600045	■ 7510 (BTS75V cover plate)		630	105
33600046	■ 7510 (BTS75V cover plate)		613	105

Pivots

LM Series Pivot Sets & Pivot Hardware

PN #	Package	Finish	List \$
33500001	■ CP440	626/630	294
33500002	■ OP440 RH	626	368
33500003	■ OP440 LH	626	368

LM Pivot Accessories & Service Items

PN #	Product	Finish	List \$
33500004	■ 75220 RH (3/4" offset intermediate)	626	249
33500005	■ 75220 LH (3/4" offset intermediate)	626	249
33500006	■ 75523 3 Hour Rated Pocket Pivot	626	396

