

SELECT SERVICE

Sold To: _____

Purchase Order #: _____
Ship: _____

Date: _____

Signature: _____

(Orders will not be processed without authorized signature)

Select your shipping preference below:
 (Please check box for desired service, if applicable)

- UPS OVERNIGHT (Red)**
- UPS 2nd DAY (Blue)**
- UPS 3rd DAY**
- UPS GROUND**
- TRUCK**
- Next Business Day Service** (Shipment when Purchase Order is received prior to 4:00 PM EST)
 Examples: DORMA receives P.O. at 3:59 PM on Monday, order will ship by close of business on Tuesday.
 DORMA receives P.O. at 3:59 PM on Friday, order will ship by close of business on the following Monday.

NOTES:

- Standard freight and discount schedules and terms of sale apply. Please refer to current price list for details.
- DORMA reserves the right to limit quantities or decline an order if the credit status of the buyer is not satisfactory to DORMA.
- Orders cannot be cancelled.
- Select Service Quick Ship available only in the United States.
- All prices in U.S. dollars.
- Products and prices are subject to change without notice.
- Limited quantities available.

Contents

Locks	2
Exit Devices	7
EAC Components	10
Low Energy Operator	11
Surface Closers	12
Electromagnetic Door Holders	14
Concealed Closers / Pivots	14

Key

- "New"** to Select Service, Available in East and West Coast Warehouse
- Available in East and West Coast Warehouse
- Available only in East Coast Warehouse


Fax or EMAIL Orders to:
 DORMA USA, Inc.
 866-376-7632
hardwareselect.usa@dorma.com

FOR DORMA USE ONLY

Customer Account # _____

Factory Order # _____

Edit Checked by: _____



Locks


C800 Series Grade 1 Cylindrical Lever Locks

PN #		Product	Lever	Rose	Latch	Strike	Finish	Keying	List \$
626 Finish									
33800001	■	C801 Single Dummy	LR	E	2-3/4" – 1-1/8" Face	ANSI 4-7/8"	626	—	155
33800002	■	C810 Passage	LR	E	2-3/4" – 1-1/8" Face	ANSI 4-7/8"	626	—	361
33800003	■	C840 Privacy	LR	E	2-3/4" – 1-1/8" Face	ANSI 4-7/8"	626	—	414
33800004	■	C853D Entry	LR	E	2-3/4" – 1-1/8" Face	ANSI 4-7/8"	626	SCKD	481
33800005	■	C853J Entry	LR	E	2-3/4" – 1-1/8" Face	ANSI 4-7/8"	626	IC	481
33800006	■	C870D Classroom	LR	E	2-3/4" – 1-1/8" Face	ANSI 4-7/8"	626	SCKD	481
33800007	■	C870J Classroom	LR	E	2-3/4" – 1-1/8" Face	ANSI 4-7/8"	626	IC	481
33800008	■	C880D Storeroom	LR	E	2-3/4" – 1-1/8" Face	ANSI 4-7/8"	626	SCKD	481
33800009	■	C880J Storeroom	LR	E	2-3/4" – 1-1/8" Face	ANSI 4-7/8"	626	IC	481
33800054	☐	C801 Single Dummy	LC	E	2-3/4" – 1-1/8" Face	ANSI 4-7/8"	626	—	155
33800055	☐	C810 Passage	LC	E	2-3/4" – 1-1/8" Face	ANSI 4-7/8"	626	—	361
33800056	☐	C840 Privacy	LC	E	2-3/4" – 1-1/8" Face	ANSI 4-7/8"	626	—	414
33800057	☐	C853D Entry	LC	E	2-3/4" – 1-1/8" Face	ANSI 4-7/8"	626	SCKD	481
33800058	☐	C853J Entry	LC	E	2-3/4" – 1-1/8" Face	ANSI 4-7/8"	626	IC	481
33800059	☐	C870D Classroom	LC	E	2-3/4" – 1-1/8" Face	ANSI 4-7/8"	626	SCKD	481
33800060	☐	C870J Classroom	LC	E	2-3/4" – 1-1/8" Face	ANSI 4-7/8"	626	IC	481
33800061	☐	C880D Storeroom	LC	E	2-3/4" – 1-1/8" Face	ANSI 4-7/8"	626	SCKD	481
33800062	☐	C880J Storeroom	LC	E	2-3/4" – 1-1/8" Face	ANSI 4-7/8"	626	IC	481
Strikes									
33800010	■	C800 Strike	—	—	—	T Strike	626	—	9
33800011	■	C800 Strike	—	—	—	FL Square	626	—	9



CL700 Series Grade 2 Cylindrical Lever Locks

PN #		Product	Lever	Rose	Latch	Strike	Finish	Keying	List \$
626 Finish									
33800012	■	CL701 Single Dummy	LR	E	2-3/4" – 1-1/8" Face	ANSI 4-7/8"	626	—	93
33800013	■	CL710 Passage	LR	E	2-3/4" – 1-1/8" Face	ANSI 4-7/8"	626	—	163
33800014	■	CL740 Privacy	LR	E	2-3/4" – 1-1/8" Face	ANSI 4-7/8"	626	—	185
33800015	■	CL753D Entry	LR	E	2-3/4" – 1-1/8" Face	ANSI 4-7/8"	626	SC KD	238
33800016	■	CL753J Entry	LR	E	2-3/4" – 1-1/8" Face	ANSI 4-7/8"	626	IC	238
33800017	■	CL770D Classroom	LR	E	2-3/4" – 1-1/8" Face	ANSI 4-7/8"	626	SC KD	238
33800018	■	CL770J Classroom	LR	E	2-3/4" – 1-1/8" Face	ANSI 4-7/8"	626	IC	238
33800019	■	CL780D Storeroom	LR	E	2-3/4" – 1-1/8" Face	ANSI 4-7/8"	626	SC KD	238
33800020	■	CL780J Storeroom	LR	E	2-3/4" – 1-1/8" Face	ANSI 4-7/8"	626	IC	238
33800063	☐	CL701 Single Dummy	LC	E	2-3/4" – 1-1/8" Face	ANSI 4-7/8"	626	—	93
33800064	☐	CL710 Passage	LC	E	2-3/4" – 1-1/8" Face	ANSI 4-7/8"	626	—	163
33800065	☐	CL740 Privacy	LC	E	2-3/4" – 1-1/8" Face	ANSI 4-7/8"	626	—	185
33800066	☐	CL753D Entry	LC	E	2-3/4" – 1-1/8" Face	ANSI 4-7/8"	626	SCKD	238
33800067	☐	CL770D Classroom	LC	E	2-3/4" – 1-1/8" Face	ANSI 4-7/8"	626	SCKD	238
33800068	☐	CL780D Storeroom	LC	E	2-3/4" – 1-1/8" Face	ANSI 4-7/8"	626	SCKD	238
613 Finish									
33800069	☐	CL701 Single Dummy	LR	E	2-3/4" – 1-1/8" Face	ANSI 4-7/8"	613	—	106
33800070	☐	CL710 Passage	LR	E	2-3/4" – 1-1/8" Face	ANSI 4-7/8"	613	—	187
33800071	☐	CL740 Privacy	LR	E	2-3/4" – 1-1/8" Face	ANSI 4-7/8"	613	—	209
33800072	☐	CL753D Entry	LR	E	2-3/4" – 1-1/8" Face	ANSI 4-7/8"	613	SCKD	262
33800073	☐	CL770D Classroom	LR	E	2-3/4" – 1-1/8" Face	ANSI 4-7/8"	613	SCKD	262
33800074	☐	CL780D Storeroom	LR	E	2-3/4" – 1-1/8" Face	ANSI 4-7/8"	613	SCKD	262
Strikes									
33800022	■	Strike	—	—	—	T	—	626	9
33800076	☐	Strike	—	—	—	T	—	613	9
33800011	■	Strike	—	—	—	FL Square	—	626	9
33800077	☐	Strike	—	—	—	FL Square	—	613	9



C500 Series Economy Grade 2 Cylindrical Lever Locks

PN #	Product	Lever	Rose	Latch	Strike	Finish	Keying	List \$
626 Finish								
33800024	■ C501 Single Dummy	LR	C	2-3/4" – 1" Face with Filler	ANSI 4-7/8"	626	—	60
33800025	■ C510 Passage	LR	C	2-3/4" – 1" Face with Filler	ANSI 4-7/8"	626	—	102
33800026	■ C540 Privacy	LR	C	2-3/4" – 1" Face with Filler	ANSI 4-7/8"	626	—	104
33800027	■ C553D Entry	LR	C	2-3/4" – 1" Face with Filler	ANSI 4-7/8"	626	SCKD	112
33800028	■ C553J Entry	LR	C	2-3/4" – 1" Face with Filler	ANSI 4-7/8"	626	IC	112
33800029	■ C570D Classroom	LR	C	2-3/4" – 1" Face with Filler	ANSI 4-7/8"	626	SCKD	112
33800030	■ C570J Classroom	LR	C	2-3/4" – 1" Face with Filler	ANSI 4-7/8"	626	IC	112
33800031	■ C580D Storeroom	LR	C	2-3/4" – 1" Face with Filler	ANSI 4-7/8"	626	SCKD	112
33800032	■ C580J Storeroom	LR	C	2-3/4" – 1" Face with Filler	ANSI 4-7/8"	626	SCKD	112
33800033	■ C501 Single Dummy	LC	C	2-3/4" – 1" Face with Filler	ANSI 4-7/8"	626	—	60
33800034	■ C510 Passage	LC	C	2-3/4" – 1" Face with Filler	ANSI 4-7/8"	626	—	102
33800035	■ C540 Privacy	LC	C	2-3/4" – 1" Face with Filler	ANSI 4-7/8"	626	—	104
33800036	■ C553D Entry	LC	C	2-3/4" – 1" Face with Filler	ANSI 4-7/8"	626	SCKD	112
33800037	■ C580D Storeroom	LC	C	2-3/4" – 1" Face with Filler	ANSI 4-7/8"	626	SCKD	112
613 Finish								
33800038	■ C510 Passage	LR	C	2-3/4" – 1" Face with Filler	ANSI 4-7/8"	613	—	114
33800039	■ C540 Privacy	LR	C	2-3/4" – 1" Face with Filler	ANSI 4-7/8"	613	—	116
33800040	■ C553D Entry	LR	C	2-3/4" – 1" Face with Filler	ANSI 4-7/8"	613	SCKD	124
33800041	■ C580D Storeroom	LR	C	2-3/4" – 1" Face with Filler	ANSI 4-7/8"	613	SCKD	124
33800078	☐ C510 Passage	LC	C	2-3/4" – 1" Face with Filler	ANSI 4-7/8"	613	—	114
33800079	☐ C540 Privacy	LC	C	2-3/4" – 1" Face with Filler	ANSI 4-7/8"	613	—	116
33800080	☐ C553D Entry	LC	C	2-3/4" – 1" Face with Filler	ANSI 4-7/8"	613	SCKD	124
33800081	☐ C580D Storeroom	LC	C	2-3/4" – 1" Face with Filler	ANSI 4-7/8"	613	SCKD	124
Strikes								
33800022	■ Strike	—	—	—	T	626	—	9
33800076	☐ Strike	—	—	—	T	613	—	9
33800011	■ Strike	—	—	—	FL Square	626	—	9
33800077	☐ Strike	—	—	—	FL Square	613	—	9



C300/J300 Series Grade 2 Cylindrical & Interconnected Locks

PN #	Product	Function	Lever	Latch	Strike	Finish	Keying	List \$
626 Finish								
33800105	■ C301	Single Dummy	LR	—	—	626	—	30
33800140	■ N C310	Passage	LR	238N 100R	Full Lip Radius	626	—	60
33800141	■ N C310	Passage	LC	238N 100R	Full Lip Radius	626	—	60
33800142	■ N C340	Privacy	LR	238N 100R	Full Lip Radius	626	—	64
33800143	■ N C340	Privacy	LC	238N 100R	Full Lip Radius	626	—	64
33800144	■ N C353	Keyed Entry	LR	238F 100R	Full Lip Radius	626	SCKD	79
33800145	■ N C353	Keyed Entry	LC	238F 100R	Full Lip Radius	626	SCKD	79
33800126	■ J310	Entry, Single Cylinder	LR	234F 118S	T Strike	626	SCKD	313
33800127	■ J310	Entry, Single Cylinder	LC	234F 118S	T Strike	626	SCKD	313
626/619 Finish								
33800130	■ Latch	C310/C340	—	238N 100S	—	626/619	—	15
33800131	■ Latch	C353/J310	—	238F 100S	—	626/619	—	20
619 Finish								
33800106	■ C301	Single Dummy (LH)	LS	—	—	619	—	32
33800107	■ C301	Single Dummy (RH)	LS	—	—	619	—	32
33800146	■ N C310	Passage (LH)	LS	238N 100R	Full Lip Radius	619	—	62
33800147	■ N C310	Passage (RH)	LS	238N 100R	Full Lip Radius	619	—	62
33800148	■ N C340	Privacy (LH)	LS	238N 100R	Full Lip Radius	619	—	66
33800149	■ N C340	Privacy (RH)	LS	238N 100R	Full Lip Radius	619	—	66
33800150	■ N C353	Keyed Entry (LH)	LS	238F 100R	Full Lip Radius	619	SCKD	82
33800151	■ N C353	Keyed Entry (RH)	LS	238F 100R	Full Lip Radius	619	SCKD	82
33800128	■ J310	Entry, Single Cylinder (LH)	LS	234F 118S	T Strike	619	SCKD	325
33800129	■ J310	Entry, Single Cylinder (RH)	LS	234F 118S	T Strike	619	SCKD	325
613 Finish								
33800152	■ N C310	Passage	LC	238N 100R	Full Lip Radius	613	—	62
33800153	■ N C340	Privacy	LC	238N 100R	Full Lip Radius	613	—	66
33800154	■ N C353	Keyed Entry	LC	238F 100R	Full Lip Radius	613	SCKD	82
33800133	■ Latch	C310/C340	—	238N 100S	—	613	—	15
33800134	■ Latch	C353/J310	—	238F 100S	—	613	—	20



Deadbolts

PN #	Product	Latch	Finish	Keying	List \$
630 Finish					
33800052	■ DB660D Cylindrical × Turn	Adj, 1" Face with Filler	630	SCKD	73
33800053	■ DB660J Cylindrical × Turn	Adj, 1" Face with Filler	630	IC	73
33800104	☐ DB662D Cylindrical × Turn	Adj, 1" Face with Filler	630	SCKD	94
626 Finish					
33800050	■ DB660D Cylindrical × Turn	Adj, 1" Face with Filler	626	SCKD	73
33800051	■ DB660J Cylindrical × Turn	Adj, 1" Face with Filler	626	IC	73
33800103	☐ DB662D Cylindrical × Turn	Adj, 1" Face with Filler	626	SCKD	94

Exit Devices

9000 Series Grade 1 Wide Stile Exit Devices

PN #	Product	Length	Height	Hand	Strike	Finish	List \$
11913920	■ 9300	B	—	—	463	689	741
11900100	■ 9300	B	—	—	463	630	1,173
11910310	■ 9300	A	—	—	463	630	1,173
11913937	☒ F9300	B	—	—	463	689	888
11900104	■ F9300	B	—	—	463	630	1,317
11910311	■ F9300	A	—	—	463	630	1,317
11900108	☒ 9400	B	7'	RHR	426/439	630	1,710
11900107	☒ 9400	B	7'	LHR	426/439	630	1,710
11900112	■ F9400	B	7'	RHR	426/439	630	1,875
11900111	■ F9400	B	7'	LHR	426/439	630	1,875
11914010	☒ LB9400 (Less bottom rod)	B	7'	RHR	426	630	1,710
11914009	☒ LB9400 (Less bottom rod)	B	7'	LHR	426	630	1,710
11913922	☒ LBF9400	B	7'	RHR	426	630	1,875
11913921	☒ LBF9400	B	7'	LHR	426	630	1,875
11900116	☒ 9500 *(08)	B	—	RHR	465	630	1,642

NOTE: * For E0, 02, 08, 23 functions use 08 device

9000 Series Wide Stile Trim

PN #	Product	Cylinder	Keying	Finish	List \$
95006897	■ HRT05	D	SC KD	630	265
95008560	■ PRT02	—	—	630	173
95008617	☒ PRT03	—	—	630	252
95009803	☒ YC08	D	SC KD	630	512
95010417	■ YR08	D	SC KD	630	512
34000001	■ YR08	L	—	630	482
95010372	☒ YR08M	D	SC KD	630	512
95010711	☒ YT08	D	SC KD	630	512
95009951	■ YC23	—	—	630	410
95010564	■ YR23	—	—	630	410



9000 Series Grade 1 Narrow Stile Exit Devices

PN #	Product	Length	Height	Hand	Strike	Finish	List \$
95058069	9700	BB	—	—	430	630	1,418
95058072	9800	BB	7'	RHR	426/439	630	1,864
95058071	9800	BB	7'	LHR	426/439	630	1,864

9000 Series Narrow Stile Trim

PN #	Product	Cylinder	Keying	Finish	List \$
95058077	ZP02	—	—	630	304
95058078	ZP03	D	SC KD	630	437
95058082	ZR08	D	SC KD	630	512
95058080	ZT08	D	SC KD	630	512



8000 Series Grade 1 Standard Exit Devices

PN #	Product	Length	Height	Hand	Strike	Finish	List \$
11800008	■ 8300	B	—	—	463	689	441
11800194	■ 8300	A	—	—	463	689	441
11800208	■ F8300	B	—	—	463	689	604
11800006	☒ 8400	B	7'	RHR	426/439	689	730
34000009	☒ 8400	B	7'	LHR	426/439	689	730
11800216	■ F8400	B	7'	RHR	426/439	689	929
34000002	■ F8400	B	7'	LHR	426/439	689	929

8000 Series Trim

PN #	Product	Cylinder	Keying	Finish	List \$
95052308	☒ 8PDT	—	—	689	80
95052326	☒ 8P03	D	SC KD	689	133
34000005	■ R08	D	SC KD	689	308
34000004	■ R08	D	SC KD	626	345
34000003	■ R08J	J	—	689	308
34000010	☒ R08J	J	—	626	345
95008957	■ R23	—	—	689	251
34000006	■ R23	—	—	626	286

Mullions

PN #	Product	Finish	List \$
95041980	■ 1330-8 (Steel mullion)	600	428
95005018	☒ F1300-8 (Fire listed steel mullion)	600	717
34000007	■ F1340 KR-8 (Fire listed key removable mullion)	600	1,103



Accessories and Service Items

PN #	Product	Finish	List \$
95009070	■ SNB Sex Nuts	630	13
95044866	■ 320 Strike – RIM	693	58
95046951	■ 463 Strike – RIM (Fire-rated & NON)	693	60
95046248	☒ 426 Strike – SVR	693	38
95004861	■ ETR – Top Rod Extension Kit (9400 or 9700 series, for doors 8' to 10')	630	97
95004847	■ ETR – Top Rod Extension Kit (8400 series, doors from 7'6" to 10')	689	49
95006734	■ GK9000 (for 9000 series only)	630	73
95006729	■ GK8000 (for 8000 series only)	693	73
95008528	■ Popper (for fire rated LB vert. rod)	N/A	66
95002640	☒ 8DRKIT (Dogging repair kit) (for 8000 series only)	N/A	80
95052775	☒ 9DRKIT (Dogging repair kit) (for 5000 or 9000 series only)	N/A	80
95052779	☒ 9GALD (Alum. door bracket & screws) (for 9100 series only)	N/A	102
95001851	☒ BPA-KIT Specify Bar (for 9000 series only)	630	590
95002388	☒ CD-KIT Specify Bar (for 9000 series only)	630	170

Electronic Access Control Components

1,500 lb Magnetic Locks

PN #	Product	Description	Finish	List \$
33400014	☒ EML310 BA DP 630	Magnetic lock, single door, 1500 lb holding	628	570
33400015	☒ EML310 BA DP 630	Magnetic lock, single door, 1500 lb holding	693	651

Electric Strikes

PN #	Product	Description	Dual Voltage	Finish	List \$
33400016	☒ ES62F FSV 630	Electric strike, fire rated, surface rim	12 or 24 VDC	630	525
33400017	☒ ES96F FSV 630	Electric strike, fire rated, modular mortise/cylindrical	12 or 24 VDC	630	495
33400025	☒ ES0563 630	Electric strike, 1/2" surface rim	12 or 24 VDC	630	475

Power Supplies & Accessories

PN #	Product	Description	Dual Voltage	Finish	List \$
33400018	☒ PS610RF	1.0 A @ 24 VDC filter/reg, class 2 selectable output, fire panel interface standard	12 or 24 VDC	630	395
33400019	☒ PS532RF CR	2.0 A @ 24 VDC filter/reg, class 2 selectable output, CR fire panel interface standard	12 or 24 VDC	630	638



Keypads

PN #	Product	Description	Finish	List \$
33400020	AC225	12 button, 480 user exterior keypad, (flat black w/630 face plate)	711/630	776
33400021	AC228	12 button, 480 user interior keypad, (satin chrome faceplate)	701	342

Key Switches, Push Buttons

PN #	Product	Description	Finish	List \$
33400022	KS801 D 628	Key switch, single gang, maintained, SPDT, standard cylinder – KD, satin aluminum	628	145
33400023	KS802 D 628	Key switch, single gang, momentary, SPDT, standard cylinder – less core, satin aluminum	628	145

Key Switches, Push Buttons and Controls Consoles

PN #	Product	Description	Finish	List \$
33400026	PB73 1 MO 630	Push button, single gang, 2" square illuminated exit, momentary, satin stainless	630	82

Power Door Operator

ED900

PN #	Product	Arm	Finish	List \$
33700001	ED900	J8	689	4,893
33700002	ED900	T	689	4,893
33700003	RFR 433 Receiver	—	—	280
08108210	WS1 Wall Switch	—	—	248
33700004	RF 433 MHz Wall Switch, 4-1/2" Square	—	—	399



Surface Door Closers

TS93 Series

PN #		Product	Arm	Cover	Fastener	Finish	List \$
93000706	■	TS9315 (Cam & roller technology)	T	FMC	SN3	689	471
93000709	■	TS9315 (Cam & roller technology)	PT	FMC	SN3	689	471
33400001	■	TS9315 (Cam & roller technology)	ST	FMC	SN3	689	680
33400002	■	TS9315 (Cam & roller technology)	SPT	FMC	SN3	689	680

8900 Series


PN #		Body	Arm	Cover	Fastener	Finish	List \$
30000050	■	8916	AF89P	FC	SN1	689	442
30001450	□	8916	AF89P	FMC	SN1	689	448
30001310	■	8916	SPA	FC	SN1	689	460
30000054	■	8916	DS	FC	SN1	689	491
30001076	□	8916	DST	FC	SN1	689	533
30001727	■	8916	SDS	FC	SN1	689	620
30001728	■	8916	SDST	FC	SN1	689	662
30001729	□	8916	SIS	FC	SN1	689	680

8600 Series

PN #		Body	Arm	Cover	Fastener	Finish	List \$
28003500	■	8616	AF86P	COV	SNB1	689	330
28003520	□	8616	AF86P	FC	SNB1	689	333
28003460	■	8616	ARP	COV	SNB1	689	319
28003550	□	8616	ARP	FC	SNB1	689	324
28010180	■	8616	FHP	COV	SNB1	689	370
28003730	■	8616	DS	COV	SNB1	689	387
28010150	■	8616	DST	COV	SNB1	689	432

7400 Series

PN #		Body	Arm	Fastener	Finish	List \$
33400003	■	7436	ARP	COMBO	689	218
33400004	■	7414	ARP	COMBO	689	218
28003480	■	7436	ARP	SNB1	689	224
28001860	■	7414	ARP	SNB1	689	224
28010200	□	7436	FHP	SNB1	689	273
28010210	□	7414	FHP	SNB1	689	273



Surface Closer Accessories & Service Items

PN #		Product	Finish	List \$
08032860	■	P86	689	16
33400005	■	BSHD	689	25
08098830	■	BP89	689	30
08205660	□	BP86	689	30
08205670	□	BP86FC	689	30
08098800	■	BP74	689	30
08211960	■	BP640C	689	5
08096920	■	DP89	689	30
08098820	■	DP86	689	30
08205680	□	DP86FC	689	30
08098810	■	DP74	689	30
08205590	■	AF89P	689	83
08205613	□	AF86P	695	78
33400007	■	AF86	689	70
08205630	□	ARP	689	67
33400008	■	AR	689	60
08112030	■	AO8P	689	67
33400009	■	FHP	689	114
08091470	□	SR48	689	28
08098860	□	SB48	689	29
33400006	■	FC	689	22
08098840	■	COV	689	17
08111320	■	DPK89	689	9
08211160	■	DPK86	689	9
08081290	■	SN1	689	5
08098850	■	SNB1	689	7
08205690	□	SN3	689	5



Electromagnetic Door Holders

EM Series

PN #	Package	Finish	List \$
33400011 ■	EM504	689	348
33400010 ■	EM508	689	348

EM Accessories & Service Items

PN #	Product	Finish	List \$
33400013 ■	ER1.5 (1-1/2" extension rod)	689	58
33400012 ■	ER2.0 (2" extension rod)	689	66

Concealed Door Closers

ITS Series

PN #	Body	Description	NHO/HO	Finish	List \$
33600001 ■	ITS9613	—	NHO	689	436
33600002 ■	THKIT	(ITS HO Kit)	—	—	57

RTS Series

PN #	Package	Spring	Stop	NHO/HO	Extension	List \$
33600003 ■	RTS88	SZ3	105°	NHO	5 mm	364
33600004 ■	RTS88	SZ3	105°	HO	5 mm	364
33600005 ■	RTS88	SZ3	90°	NHO	5 mm	364
33600006 ■	RTS88	SZ3	90°	HO	5 mm	364
33600007 ■	RTS88	BFI	105°	NHO	5 mm	364
33600008 ■	RTS88	BFI	105°	HO	5 mm	364
33600009 ■	RTS88	BFE	105°	NHO	5 mm	364
33600010 ■	RTS88	BFE	105°	HO	5 mm	364
33600047 ■	RTS88	SZ3	105°	NHO	—	364
33600048 ■	RTS88	SZ3	105°	HO	—	364
33600050 ■	RTS88	SZ3	90°	NHO	—	364
33600051 ■	RTS88	BFE	105°	NHO	—	364
33600052 ■	RTS88	BFI	105°	NHO	—	364

NOTE: RTS88 Body only prices above (include mounting brackets)



RTS Accessories & Service Items

PN #	Model	Description	Finish	List \$
33600011	■ CRNR BRKT	Header to side Jamb 1" web	—	7
33600012	■ 8835	End load arm 7/8" web	—	98
33600013	■ 8836	End load arm 5/8" web	—	98
33600014	■ 8837	End load arm 3/4" web	—	98
33600015	■ 8838	End load arm	—	98
33600016	■ 8812	Offset arm	—	145
33600017	■ 8852	Short floor pivot	—	67
33600018	■ 8853	Tall floor pivot	—	67
33600019	■ 8855	Short threshold pivot	—	67
33600020	■ 8575	Cover, steel	626	144
33600021	■ 8563	Cover, aluminum	689	62
33600022	■ 8532	Steel frame mounting channel	—	52
33600023	■ 8521E	2-5/16" (add-on) spindle extension	—	52
33600024	■ 8820J	Conversion bracket, Jackson to RTS (use with standard RTS CRNR BRKT)	—	16

BTS Series

PN #	Package	Spring	Top Pivot	Bottom Pivot	Cover	Hand	Spindle	HO/HNO	Finish	List \$
33600025	■ BTS80B	Sz4	8062	7421	7410	—	74010	HO/NHO	626	1,354
33600027	■ BTS80D	Sz4	75120	75323	7410	RH	74010	HO/NHO	626	1,431
33600026	■ BTS80D	Sz4	75120	75323	7410	LH	74010	HO/NHO	626	1,431



BTS Accessories & Service Items

PN #	Product	Hand	Finish	List \$
33600028	■ BTS80 Sz. 3	—	(no finish)	971
33600029	■ BTS80 Sz. 4	—	(no finish)	971
33600030	■ BTS80 Sz. 6	—	(no finish)	971
33600031	■ BTS75V NHO 1-4	—	(no finish)	888
33600032	■ BTS75V BF NHO 1-4	—	(no finish)	888
33600033	■ BTS75V 90 HO 1-4	—	(no finish)	941
33600034	■ 74003 (Spindle insert)	—	(no finish)	67
33600035	■ 74005 (Spindle insert)	—	(no finish)	67
33600036	■ 74007 (Spindle insert)	—	(no finish)	67
33600037	■ 74010 (Spindle insert)	—	(no finish)	67
33600038	■ 74015 (Spindle insert)	—	(no finish)	88
33600039	■ 74020 (Spindle insert)	—	(no finish)	88
33600040	■ 74025 (Spindle insert)	—	(no finish)	88
33600041	■ 80010 (3° Spindle insert)	LH	(no finish)	67
33600042	■ 80010 (3° Spindle insert)	RH	(no finish)	67
33600043	■ 7410 (BTS80 cover plate)	—	630	108
33600044	■ 7410 (BTS80 cover plate)	—	613	108
33600045	■ 7510 (BTS75V cover plate)	—	630	108
33600046	■ 7510 (BTS75V cover plate)	—	613	108

Pivots

LM Series Pivot Sets & Pivot Hardware

PN #	Package	Finish	List \$
33500001	■ CP440	626/630	303
33500002	■ OP440 RH	626	379
33500003	■ OP440 LH	626	379

LM Pivot Accessories & Service Items

PN #	Product	Finish	List \$
33500004	■ 75220 RH (3/4" offset intermediate)	626	256
33500005	■ 75220 LH (3/4" offset intermediate)	626	256
33500006	■ 75523 3 Hour Rated Pocket Pivot	626	408

