


DON-JO MFG., INC.

ARCHITECTURAL HARDWARE & ACCESSORIES



Denver, Colorado

DOOR PROTECTION PLATES & DOOR EDGES

DON-JO MFG., INC.
P.O. Box 929
Sterling, MA 01564

PHONE: 978.422.3377
FAX: 978.422.3467
WATS: 800.628.8389
WATS FAX: 800.278.8202

WEB: www.don-jo.com
E-mail: info@don-jo.com
Section A, Version 1



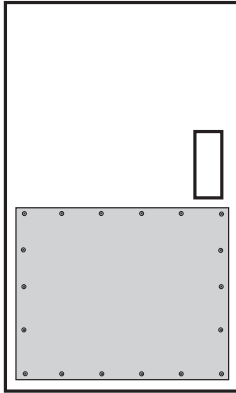
INDEX

Item#	Page#	Item#	Page#	Item#	Page#	Item#	Page#
81.....	5a	1288.....	2a	1311.....	3a	KP-628.....	5a
83.....	5a	1289.....	2a	1312.....	3a	KP-630.....	5a
85.....	5a	1290.....	2a	1313.....	3a	KP-632.....	5a
90.....	1a	1292.....	2a	1314.....	3a	KP-634.....	5a
91.....	1a	1293.....	2a	1315.....	3a	KP-828.....	5a
92.....	1a	1294.....	2a	1316.....	3a	KP-830.....	5a
93.....	1a	1295.....	2a	1317.....	3a	KP-832.....	5a
1284.....	2a	1297.....	2a	1318.....	3a	KP-834.....	5a
1285.....	2a	1298.....	2a	1319.....	3a	RS2430.....	5a
1286.....	2a	1299.....	2a	1320.....	3a		
1287.....	2a	1310.....	3a	1321.....	3a		



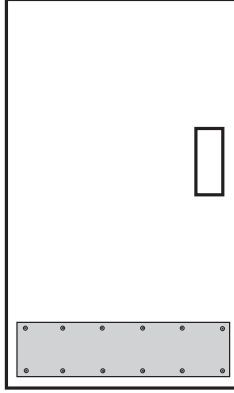
COMMERCIAL KICK PLATES

ARMOR PLATE



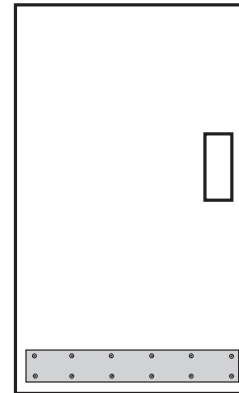
ANSI:
J101 Metal / J105 Plastic
 Up to 48"h x 48"w for some finishes

KICK PLATE



ANSI:
J102 Metal / J106 Plastic
 8" to 16"h x 48"w

MOP PLATE



ANSI:
J103 Metal / J107 Plastic
 under 8"h to 48"w

FASTENERS:

- Individually packaged with screws #6 x 5/8" SMS
- Full threaded to the head stainless steel sheet metal screws with plated finish

FEATURES:

- Beveled 3 or 4 sides optional
- Commercial grade thickness
- Other thicknesses available on special order
- Furnished with grain or satin finish running horizontally to door
- Finishes: 605, 606, 609, 612, 613, 619, 620, 626, 628, 629, 630, 670, Brass Tone (BT), Dark Anodized Aluminum (DB), Kydex, and **Endurance**.™
- Plastic colors include: Black, Brown, Gray, Beige, White, Clear

ORDERING: Specify height x width x finish – add options (e.g.: 8" X 34" - 630, Tek)

OPTIONS:

- MAG - Magnetic backing for metal doors
- SM - Double face 3M Tape (Scotch Mount)
- Tek - Self drilling screws
- CSK - Countersunk holes
- C/O - Cutout for locks, louvers & windows
- Torx - Security torx screws
- WH - Warnock Hersey listed armor plates for fire rated 3 hour metal doors*



* Only available on .050 thick 630 plates
 Labelling only required when the top of the plate exceeds 16" in height

** Some options carry additional charges.

NUMBER	MATERIAL
90	.050 Metal
91	.038 Metal
92	.125 Plastic
93	.125 Clear Plastic

Warnock Hersey



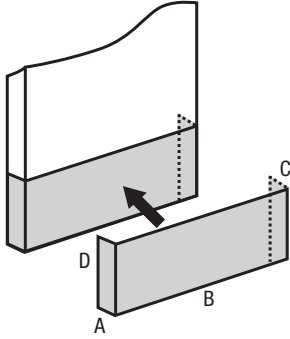
New WARNOCK HERSEY LISTED ARMOR PLATES

We now offer Armor Plates for fire rated 3 hour metal doors. Please specify prefix "WH" when ordering (i.e. WH-48" x 48"-630). Screw mount only. There is a \$5.00 per plate additional charge.



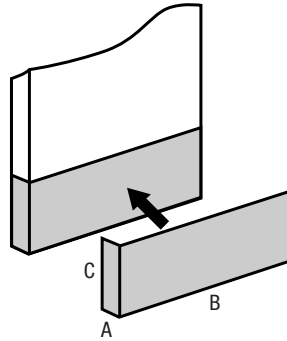
ANGLE PLATES

TWO-SIDE



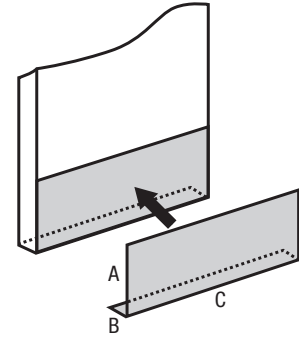
#1284 - Scotch Mount
#1285 - Screw Mount

ONE-SIDE



#1286 - Scotch Mount
#1287 - Screw Mount

BOTTOM SIDE



#1288 - Scotch Mount
#1289 - Screw Mount

ORDERING:

2 SIDES: PART # x A (Leg Width) x B (Door Width) x C (Leg Width) x D (Height) x Finish

ONE SIDE: PART # x A (Leg Width) x B (Door Width) x C (Height) x Finish

BOTTOM SIDE: PART # x A (Height) x B (Bottom Width) x C (Door Width) x Finish

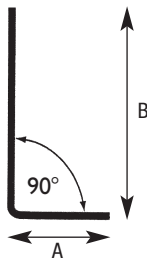
MATERIAL: .050" Thick Aluminum, Brass, Bronze, Stainless Steel

FASTENER: #6 x 5/8 FH SMS

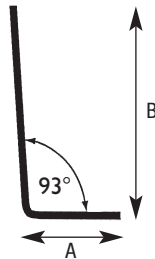
FINISHES: Available in standard architectural finishes, prime painted steel

OPTIONS: Cutouts for flush bolts, lock strikes, locks, and hinges (see worksheet on page 4a for details on how to order.)

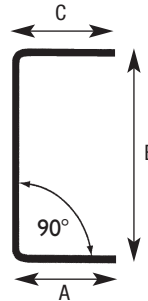
CORNER GUARDS / U-CHANNELS



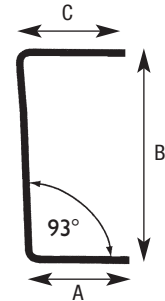
#1290 - Scotch Mount
#1295 - Screw Mount
ANSI 156.6 - J204



#1292 - Scotch Mount
#1293 - Screw Mount
ANSI 156.6 - J205



#1298 - Scotch Mount
#1299 - Screw Mount
ANSI 156.6 - J210



#1294 - Scotch Mount
#1297 - Screw Mount
ANSI 156.6 - J211

ORDERING:

CORNER GUARDS: PART # x A x B x HEIGHT

U-CHANNELS: PART # x A x B x C x HEIGHT

MATERIAL: .050" Thick Aluminum, Brass, Bronze, Stainless Steel

FASTENER: #6 x 5/8 FH SMS

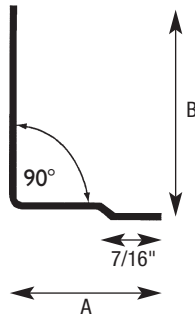
FINISHES: Available in standard architectural finishes, prime painted steel

OPTIONS: • Cutouts for flush bolts, lock strikes, locks, and hinges (see worksheet on page 4a)

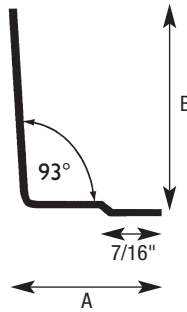
• 10° return on legs available upon request



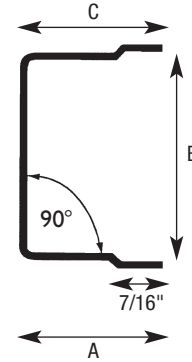
OVERLAPPING CORNER GUARDS / U-CHANNELS



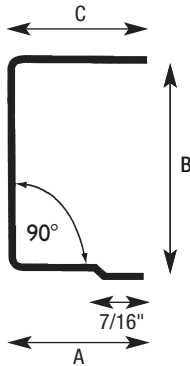
#1310 - Scotch Mount
#1311 - Screw Mount
 ANSI 156.6 - J201



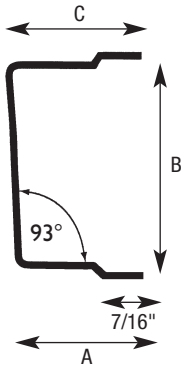
#1312 - Scotch Mount
#1313 - Screw Mount
 ANSI 156.6 - J202



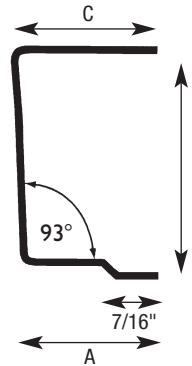
#1314 - Scotch Mount
#1315 - Screw Mount
 ANSI 156.6 - J207



#1316 - Scotch Mount
#1317 - Screw Mount
 ANSI 156.6 - J207



#1318 - Scotch Mount
#1319 - Screw Mount
 ANSI 156.6 - J208



#1320 - Scotch Mount
#1321 - Screw Mount
 ANSI 156.6 - J208

ORDERING:

CORNER GUARDS: PART # / A x B x HEIGHT

U-CHANNELS: PART # / A x B x C x HEIGHT

OVERLAPPING OFFSET: 1/16"

MATERIAL: .050" Thick Aluminum, Brass, Bronze, Plain Steel, Stainless Steel

FASTENER: #6 x 5/8 FH SMS

FINISHES: Available in standard architectural finishes, prime painted steel

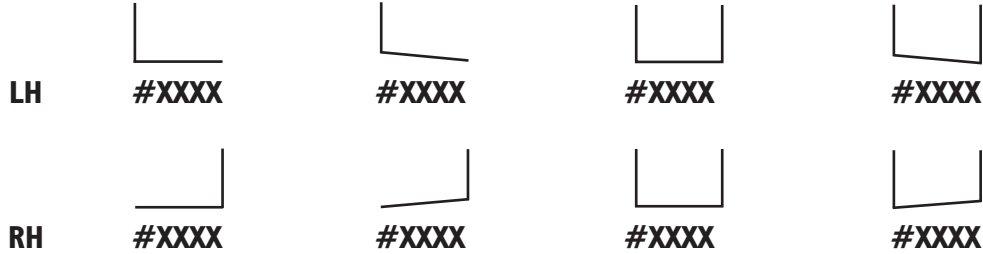
OPTIONS: • Cutouts for flush bolts, lock strikes, locks, and hinges (see worksheet on page 4a)

• 10° return available upon request

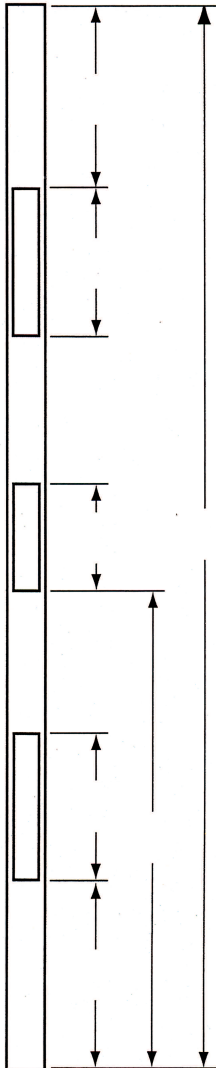


How to Specify Cut-Out Locations

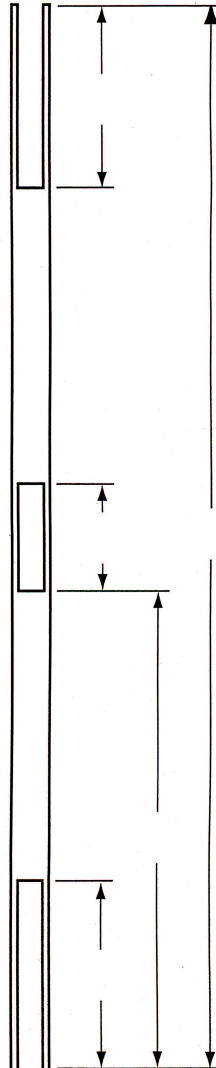
This drawing shows typical location of cutouts for full length door edges on lock edge of doors. Use this page as a worksheet or photocopy and fill in your dimensions.



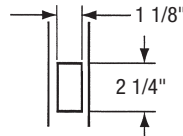
Top of Typical
Metal Door



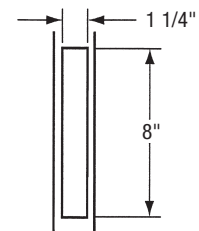
Top of Typical
Wood Door



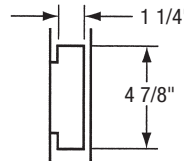
For Use on 1 3/4" Doors



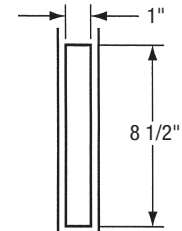
**I61
Latch Bolt**



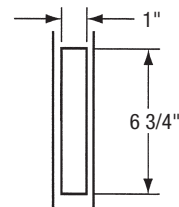
**86
Mortise Lock**



**ASA
Strike**

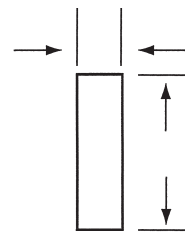


**Wood Door
Automatic
Flush Bolt**



**Metal Door
Manual/Automatic
Flush Bolt**

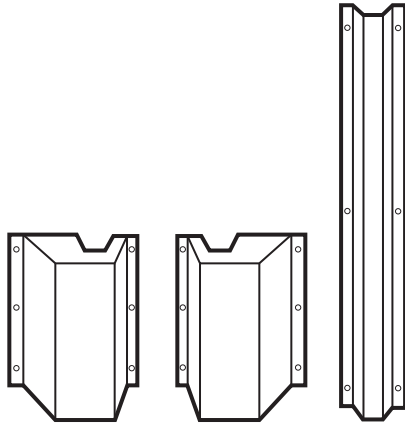
**Wood Door Manual
Flush Bolt**



Hinges



VERTICAL ROD PROTECTOR




#81 For use on right hand reverse doors
#83 For use on left hand reverse doors
#85 Rod Cover

NUMBER	DESCRIPTION	WIDTH	HEIGHT	PROJECTION	MATERIAL
81	Latch bolt cover	6 3/4"	10"	2 1/8"	Stainless steel
83	Latch bolt cover	6 3/4"	10"	2 1/8"	Stainless steel
85	Rod cover	3 1/8"	24"	1 1/8"	Stainless steel

SHELF PACK: 1 **Box Pack**
GAUGE: 18 (.050)
FASTENERS: #6 X 3/4"
FEATURES: • Assist in handicap conformance
 • Use in hospitals, schools, etc.
 • Installs on any type of wood, metal or plastic door, any thickness.
 Covers the latching bolt and lower portion of the vertical rod assembly.
FINISH: 630

RANGE SHIELDS




RS2430

NUMBER	DIMENSIONS
RS2430	24" x 30"

SHELF PACK: 4 **Box Pack**
GAUGE: 22 (.032)
FASTENERS: #6 x 5/8" SMS
FINISHES: White, Almond

DISPLAY PACKAGED KICK PLATES



Innovative packaging includes an outer corrugation that insures the inner package will remain fresh for display. Package allows for hanging or stacking.

- Furnished with grain or satin finish running horizontally to door
- Finishes: 605, 628, 630, Brass Tone (BT)
- Individually packaged with screws #6 x 5/8 SMS
- Full threaded to the head stainless steel sheet metal screws with plated finish

NUMBER	DIMENSIONS
KP-628	6" x 28"
KP-630	6" x 30"
KP-632	6" x 32"
KP-634	6" x 34"
KP-828	8" x 28"
KP-830	8" x 30"
KP-832	8" x 32"
KP-834	8" x 34"

SHELF PACK: 1
Display Packaged Size - 8 1/4" x 38 1/2"



DON-JO posters available for you and your customers to display in your show room.
Contact DON-JO for posters and details.

www.don-jo.com

info@don-jo.com • 1.800.628.8389 • 1.800.278.8202 fax