



DON-JO MFG., INC.

ARCHITECTURAL HARDWARE & ACCESSORIES



Houston, Texas

DOOR PIVOTS

DON-JO MFG., INC.
P.O. Box 929
Sterling, MA 01564

PHONE: 978.422.3377
FAX: 978.422.3467
WATS: 800.628.8389
WATS FAX: 800.278.8202

WEB: www.don-jo.com
E-mail: info@don-jo.com
Section L, Version 1




INDEX

Item#	Page#	Item#	Page#
BP-1-34-LHR	2L	IP-34-RHR	1L
BP-1-34-RHR	2L	TP-34	1L
BP-2-34	3L	PS-1	3L
E8WIP-34-LHR	2L	PS-2	4L
E8WIP-34-RHR	2L	PS-3	4L
IP-34-LHR.....	1L	PS-4.....	5L

DON-JO PIVOT CROSS REFERENCE CHART

DON-JO #	ABH	RIXSON	IVES	DORMA
TP-34	0180	180/H180		75120
IP-34	019	M19/M190	7215 INT	75220
E8WIP-34	E019	EM19		
BP-1-34				
BP-2-34				
PS-1	0195	195	7215	OPJ350
PS-2	0147	147		
PS-3				
PS-4				

TOP PIVOT



TP-34

NUMBER	SIZE	OFFSET	THICKNESS	ANSI	MATERIAL
TP-34	4 1/4" x 1 1/16"	3/4"	1/4"		Non-Ferrous

*For medium and heavy wood and metal doors in high traffic areas


- FEATURES:**
- Can be used on exterior and interior doors
 - Can be used w/ intermediate and bottom pivots
 - Non-handed
 - For doors up to 600lbs

SHELF PACK: 1 per box w/ screws

FASTENERS: 8 ea Wood Screws
8 ea Machine Screws

FINISHES: 605, 606, 612, 613, 626

INTERMEDIATE PIVOT

IP-34-LHR
IP-34-RHR

NUMBER	SIZE	OFFSET	THICKNESS	ANSI	MATERIAL
IP-34-LHR	5" x 4 1/4"	3/4"	5/16"	CO7321	Non-Ferrous
IP-34-RHR	5" x 4 1/4"	3/4"	5/16"	CO7321	Non-Ferrous

*For medium and heavy wood and metal doors in high traffic areas

- FEATURES:**
- Can be used on exterior and interior doors
 - Can be used w/ top and bottom pivots
 - Units are handed
 - Not load bearing
 - Maintains door alignment and aids in installing bottom pivots
 - Doors 60" to 90" in height should use one intermediate pivot. Each additional 30" warrants another intermediate pivot.
 - Vertical adjustment up to 3/16"


SHELF PACK: 1 per box w/ screws

Fasteners: 8 ea Wood Screws
8 ea Machine Screws

FINISHES: 605, 606, 612, 613, 626



ELECTRIFIED INTERMEDIATE PIVOT



E8WIP-34-LHR
E8WIP-34-RHR

NUMBER	SIZE	OFFSET	THICKNESS	ANSI	MATERIAL
E8WIP-34-LHR	5" x 4 1/4"	3/4"	5/16"	CO7321	Non-Ferrous
E8WIP-34-RHR	5" x 4 1/4"	3/4"	5/16"	CO7321	Non-Ferrous

*For medium and heavy wood and metal doors in high traffic areas


- Features:
- 8, 28 gauge wires
 - Can be used on exterior and interior doors
 - Can be used w/ top and bottom pivots
 - Units are handed
 - Not load bearing
 - Maintains door alignment and aids in installing bottom pivots
 - Doors 60" to 90" in height should use one intermediate pivot. Each additional 30" warrants another intermediate pivot.
 - Vertical adjustment up to 3/16"

Shelf pack: 1 per box w/ screws

Fasteners: 8 ea Wood Screws
8 ea Machine Screws

Finishes: 605, 606, 612, 613, 626

BOTTOM PIVOT



BP-I-34-LHR
BP-I-34-RHR

NUMBER	SIZE	OFFSET	THICKNESS	ANSI	MATERIAL
BP-I-34-LHR	5 1/2" x 4 3/4"	3/4"	1 1/32"		Non-Ferrous
BP-I-34-RHR	5-1/2" x 4 3/4"	3/4"	1 1/32"		Non-Ferrous

*For medium and heavy wood and metal doors in high traffic areas

- Features:
- Can be used on exterior and interior doors
 - Can be used w/ top and intermediate pivots
 - Units are handed
 - For doors up to 600lbs
 - Suitable for door sizes up to 4'0" to 8'0"
 - Bottom pivot mortised into side jamb
 - Vertical adjustment up to 3/16"

Shelf pack: 1 per box w/ screws

Fasteners: 8 ea Wood Screws
8 ea Machine Screws

Finishes: 605, 606, 612, 613, 626

BOTTOM PIVOT



BP-2-34

NUMBER	SIZE	OFFSET	THICKNESS	ANSI	MATERIAL
BP-2-34	8 7/16" x 1 3/16"	3/4"	3/8"		Non-Ferrous

*For medium and heavy wood and metal doors in high traffic areas

- Features:**
- Can be used on exterior and interior doors
 - Can be used w/ top and intermediate pivots
 - Units are non-handed
 - For doors up to 600lbs
 - Heel edge of door must be beveled
 - Vertical height adjustment and will accommodate 3/16" to 3/4" door clearance

Shelf pack: 1 per box w/ screws

Fasteners: 9 ea Machine Screws, 1/4-20 X 3/4" FPHMS
3 ea Lead Expansion Shied anchors

Finishes: 605, 606, 612, 613, 626

PIVOT SETS

Part# PS-I-(Handing), contains one each of the following:

NUMBER	CONTENTS	SIZE	OFFSET	THICKNESS	MATERIAL
PS-I	TP-34	4 1/4" x 1 1/16"	3/4"	1/4"	Non-Ferrous
	BP-I-34 (Hand)	5 1/2" x 4 3/4"	3/4"	1 1/32"	Non-Ferrous


*For medium and heavy wood and metal doors in high traffic areas

- Features:**
- Can be used on exterior and interior doors
 - Can be used w/ intermediate pivots
 - Units are handed
 - For doors up to 600lbs
 - Suitable for door sizes up to 4'0" to 8'0"
 - Bottom pivot mortised into side jamb
 - Vertical adjustment up to 3/16"


Shelf pack: 1 per box w/ screws

Fasteners: 16 ea Wood Screws
16 ea Screws

Finishes: 605, 606, 612, 613, 626



TP-34



BP-I-34 (Handing)



PIVOT SETS

Part# PS-2, contains one each of the following:

NUMBER	CONTENTS	SIZE	OFFSET	THICKNESS	MATERIAL
PS-2	TP-34	4 1/4" x 1 1/16"	3/4"	1/4"	Non-Ferrous
	BP-2-34	8 7/16" x 1 3/16"	3/4"	3/8"	Non-Ferrous


*For medium and heavy wood and metal doors in high traffic areas

- Features:**
- Can be used on exterior and interior doors
 - Can be used w/ intermediate pivots
 - Units are non-handed
 - For doors up to 600lbs
 - Heel edge of door must be beveled
 - Vertical height adjustment and will accommodate 3/16" to 3/4" door clearance


Shelf pack: 1 per box w/ screws

- Fasteners:**
- 8 ea Wood Screws
 - 8 ea Machine Screws
 - 9 ea Machine Screws, 1/4-20 X 3/4" FPHMS
 - 3 ea Lead Expansion Shied anchors

Finishes: 605, 606, 612, 613, 626



TP-34



BP-2-34

Part# PS-3-(Handing), contains one each of the following:

NUMBER	CONTENTS	SIZE	OFFSET	THICKNESS	MATERIAL
PS-3	TP-34	4 1/4" x 1 1/16"	3/4"	1/4"	Non-Ferrous
	IP-34 (Hand)	5" x 4 1/4"	3/4"	5/16"	Non-Ferrous
	BP-I-34 (Hand)	5 1/2" x 4 3/4"	3/4"	1 1/32"	Non-Ferrous


*For medium and heavy wood and metal doors in high traffic areas

- Features:**
- Can be used on exterior and interior doors
 - Units are handed
 - For doors up to 600lbs
 - Maintains door alignment and aids in installing bottom pivots
 - doors 60" to 90" in height should use one intermediate pivot. Each additional 30" warrants another intermediate pivot.
 - Vertical adjustment up to 3/16"
 - Suitable for door sizes up to 4'0" to 8'0"
 - Bottom pivot mortised into side jamb
 - Vertical adjustment up to 3/16"


Shelf pack: 1 per box w/ screws

- Fasteners:**
- 24 ea Wood Screws
 - 24 ea Machine Screws


Finishes: 605, 606, 612, 613, 626



TP-34



IP-34 (Handing)




BP-I-34 (Handing)

PIVOT SETS

PART# PS-4-(Handing), contains one each of the following:

NUMBER	CONTENTS	SIZE	OFFSET	THICKNESS	MATERIAL
PS-4	TP-34	4 1/4" x 1 1/16"	3/4"	1/4"	Non-Ferrous
	IP-34 (Hand)	5" x 4 1/4"	3/4"	5/16"	Non-Ferrous
	BP-2-34	8 7/16" x 1 3/16"	3/4"	3/8"	Non-Ferrous


***For medium and heavy wood and metal doors in high traffic areas**



TP-34

Features:

- Can be used on exterior and interior doors
- Units are handed
- For doors up to 600lbs
- Maintains door alignment and aids in installing bottom pivots
- Doors 60" to 90" in height should use one intermediate pivot. Each additional 30" warrants another intermediate pivot.
- Vertical adjustment up to 3/16"
- Heel edge of door must be beveled
- Vertical height adjustment and will accommodate 3/16" to 3/4" door clearance



IP-34 (Handing)

Shelf pack: 1 per box w/ screws

Fasteners: 16 ea Wood Screws
 16 ea Machine Screws
 9 ea Machine Screws, 1/4-20 X 3/4" FPHMS
 3 ea Lead Expansion Shied anchors

Finishes: 605, 606, 612, 613, 626



BP-2-34

DON-JO MFG., INC.

P.O. Box 929, Sterling, MA 01564
info@don-jo.com www.don-jo.com