

SECURITY DOORS DOOR & WINDOW SCREEN SYSTEMS

CAT. NO. SCR14



FEATURING:



- Protective Security Screens
- Steel Security Screen Doors
- Security Door Sidelites
- Hinged Steel, Vinyl, and Wood Screen Doors
- Sliding Patio Screen Doors
- Swinging and Sliding Door Grilles
- Retractable Screen Door and Window Kits
- Screen Supplies



C.R. LAURENCE COMPANY

Worldwide Manufacturer and Supplier

Glazing, Screen, Architectural, Railing, Construction, Industrial, and Automotive Supplies


crlaurence.com

|

columbiamfg.com

|

usalum.com



Lloyd W. Talbert
President and C.O.O.
C.R. Laurence Co., Inc.

COLUMBIA MANUFACTURING IS NOW A MEMBER OF THE C.R. LAURENCE FAMILY OF COMPANIES

We are very proud to announce that C.R. Laurence Company has acquired Columbia Manufacturing Corp., a well respected name with over 50 years of experience in the screen products industry. We are now operating Columbia through a new entity that is wholly owned by C.R. Laurence Co., Inc.

Columbia's manufacturing plant will continue to operate in Gardena, California, and is now open and ready to provide the same high level of service that you are accustomed to receiving from C.R. Laurence. We've made investments and enhancements in the operation to increase capacity, improve the service level, and upgrade quality, design, and product assortment. Our continuing commitment is to provide a full range of products, literature and technical support to our customers.

If you are currently a customer of Columbia Manufacturing rest assured that we have a full inventory of finished doors and accessories ready to fulfill your orders. C.R. Laurence customers have access to the complete line of Columbia products through their nearest C.R. Laurence Service Center.

Columbia Manufacturing Customers:

If you have an account with Columbia Manufacturing you now also have an account with C.R. Laurence Company and access to our tens of thousands of products. Visit the CRL web site at crlaurence.com to review our Catalog Library or to order any of our product catalogs. Call CRL Customer Service toll free at (800) 421-6144 from anywhere in the United States. Phone numbers and addresses for your local CRL Service Center can be found at crlaurence.com.

Columbia Customer Service is Ready to Answer Your Questions, Provide Pricing or Assist With Your Orders



Andre Bustamante



Kim Wallace



Bryan Goodman

Columbia Manufacturing Specialists
Call them at (800) 729-3667 and ask for Ext. 3973

Visit the Columbia Manufacturing web site at columbiamfg.com for the full line of products and services.

To contact Columbia Manufacturing by phone dial toll free (800) 729-3667 and ask for Ext. 3973.

Our main phone number is (310) 327-9300, and our fax number is (310) 323-9862.

Send email to customerservice@columbiamfg.com.



C.R. LAURENCE COMPANY

crlaurence.com

columbiamfg.com

usalum.com

crlaurence.ca

Columbia Manufactures Screen Doors, Security Doors, and More in Our Own Southern California Factory

The Columbia Manufacturing factory is located in Gardena, California, minutes south of downtown Los Angeles. American manufacturing experience and excellence, plus quality materials are the main components in our superior line of screen and security doors. The C.R. Laurence service network makes them available throughout North America from any of our Service Centers. Call Columbia Customer Service at (800) 729-3667, Ext. 3973 for pricing, delivery, and custom size information.

Hinged Steel Screen Doors

- Patented One-Piece Unitized Roll Formed Frame Construction
- 1" (25.4 mm) Adjustability in Height and Width
- Reversible for Left or Right Handed Openings
- UV Resistant Fire Retardant Fiberglass Screen
- Expanded Pet Protection With Grilles on Most Styles
- Hardware Included




Hinged Wood Screen Doors

- Mortise and Tenon Corner Construction
- Kiln Dried to Eliminate Warping
- All Joints Sealed With Water Resistant Adhesive
- UV Resistant Fire Retardant Fiberglass Screen
- Reversible for Left or Right Handed Openings
- Designed to Accept Pet Protection Grilles



Hinged Vinyl Screen Doors

- Low Maintenance Vinyl Frame Never Needs Painting and Will Not Twist, Warp or Sag
- 1" (25.4 mm) of Height and Width Adjustments
- Reversible for Left or Right Handed Openings
- Fusion Welded Corners for Extra Strength
- Complete With Closer and Push Button Latch




Sliding Patio Screen Doors

- Patented One-Piece Unitized Steel Construction
- Quickly Adjusts to Opening Height
- Reversible for Left or Right Handed Openings
- Standard Fire Retardant Fiberglass Screen
- White, Gray, and Bronze Finishes in Most Models
- Complete With Handle, Rollers, and Bug Seal



Steel Security Screen Doors

- Durable Powder Coat White, Black, and Navajo Finishes in Most Models
- Intruder Resistant Full Length Fly Strap
- Double Hole Security Lock Box
- Optional Lever and Tulip Style Deadbolts and Locksets Available (See Page CL27)
- Three Tamperproof Security Butt Hinges



U.S. Patent No. 5,628,114

We also offer a selection of accessories and supplementary screen products

Columbia Accessories

- K.D. Screen Door Kits for Patio Doors
- Aluminum and Steel Patio Screen Door Pet Grilles
- Adjustable Window Screen Kits
- Roll Formed Window Screen Frame
- Complete Line of Window Screen Mesh, Spline and Hardware
- Screen Frame Spreader Bar
- Muntin Bar for Insulating Glass Units

CRL Security Doors and Windows



- High Resistance to Forced Entry
- Innovative Design Exceeds International Security Standards
- Exclusively Made With Certified 316 Marine Grade High-Tensile Stainless Steel Black Powder Coated Meshtec Security Mesh
- Internationally Patented



Scan QR Code With Smart Device

CRL offers two levels of Guarda™ protection in standard and custom sizes to meet your security needs:

CRL Premium Security Screens feature our maximum strength frames that take protection "to the max" and are perfect for residential properties, military installations, prisons, commercial properties, and other structures that require the ultimate in security. The heavy extruded aluminum (grade 6063-T5) frame size is 1-1/8" (28.6 mm) x 3-1/2" (88.9 mm). Sliding and swinging screen doors come with heavy-duty three-point latching systems, delivering the ultimate in protection against forced entry.


CRL Slimline Security Screens are designed to be aesthetically pleasing for both residential and commercial applications. When used by businesses in commercial applications, Slimline Frames help ensure protection of property and inventory in the same manner they would protect your home and belongings. The extruded aluminum frame size is 13/16" (20.6 mm) x 3-1/4" (82.5 mm). As with the Premium Security Screens, all Slimline Screens feature a three-point latching system to provide increased protection against forced entry. Slimline Door Series comes complete with hinged side adjustment channel and bottom adjustment Channel.

Visit the CRL web site at crlaurence.com to learn more about Guarda™. To speak with a CRL Guarda™ Security Systems Technician please call (800) 421-6144, and ask for Ext. 3973.



Before


After



Guarda™ Premium Security Screen Door Cross Section



Guarda™ Slimline Security Screen Door Cross Section



Guarda™ Door Jamb Extender

CRL Security Doors and Windows



- Provides Protection and Ventilation With Unobstructed Clear Views
- Perfect Replacement for Old Style Steel Bar Type Security Doors
- Incorporates Specially Designed Multi-Point Lock Systems
- Seven Standard Aluminum Frame Colors Available



Product Testing



Dynamic Impact Test

Compliance test applied to ensure impact resistance to the patented fabrication system of components. The test comprises a heavy bag (92.5 lbs.) swung to impact the mesh and repeated five times, in varying directions. Guarda™ easily passes and exceeds AS 5041-2003.

Knife Shear Test


Compliance test for protective security screens: A knife is used to simulate an attack on the mesh, repeated three times, in a constant directional force [vertical force 33 lbs. (147 N); horizontal force 77 lbs. (342 N); at a velocity of .236" second]. Guarda™ successfully passes and exceeds AS 5041-2003.

Jimmy Test

Strength test designed to simulate attempted forced entry by burglars and intruders using an implement to pry open doors and windows or break locks and hinges by applying leverage forces. Guarda™ easily passes and exceeds AS 5041-2003.

Salt Spray Test

Corrosion resistance test for all metal components. An accelerated climate machine (1,000 hrs. is the equivalency to 10 years) produces a corrosive attack on coated samples, measuring suitability and resistance of the protective finish to corrosive agents such as weather conditions. Guarda™ easily exceeds ASTM B117.



Mesh Shown As Actual Size



Guarda Meshtec Warranties



- Powder Coating Color Warranty* for a period of 10 years from the date of original installation on mesh and sash panels.
- Hardware Warranty* for a period of one year from the date of original installation on all hardware (hinges, door closers, locks, and rollers).


* Terms and conditions apply.



Dynamic Impact Test

Home Security: The Key Facts

- In the U.S. Alone, One Out of Every Five Homes Will be Victimized by a Violent Home Invasion or Burglary
- Home Burglaries Occur Approximately Every 15 Seconds in the U.S.
- From 2003 to 2007 an Estimated 3,700,000 Burglaries Occurred Each Year
- In Almost 28% of These Burglaries a Household Member was Present During the Time of the Burglary



Where Thieves Gain Entry

TIMING

Every 15 seconds a burglary takes place in the U.S.

Most burglaries occur between 10 a.m. and 3 p.m.



Burglars spend an average of 8 to 12 minutes in your home



Damaging or removing a door is the most common method in both forcible and attempted forcible entry burglaries, followed by damaging or removing window panes.

In a third of completed burglaries the perpetrator forced entry into the home and in two-thirds they gained entry through an unlocked or inadequately secured door or window.

Some Basic Home Protection Advice:

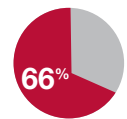
- Adequately secure your home entrance points (doors and windows)
- Deterrence is key; burglars will most often target unprotected households
- Deterrence is security proofing your home

Source: U.S. Department of Justice-Bureau of Justice Statistics (<http://bjs.ojp.usdoj.gov>)

TARGETS

Homes without security systems are about three times more likely to be broken into than homes with security systems.

First stop: Usually the master bedroom because most people keep their valuables there.



Favorite Items: cash, jewelry, electronic equipment, silver, guns and other easy to sell items.

66% of all burglaries are residential

The Benefits of **GUARDA™** PROTECTIVE SECURITY SCREENS to You:



Protection and Peace of Mind

- Guarda™ Security Doors and Window Screens Provide a Security Barrier to Unlawful Entry, Discouraging Intruders
- Designed for Security Applications, Guarda™ Helps to Prevent Burglars From Gaining Access, While Also Providing Homeowners With Ease of Use, Entry and Exit
- Above All, Guarda Security Doors and Window Screens are Made Strong, Secure, and Durable to Provide Years of Trouble-Free Use
- Guarda™ Provides Protection From Flies, Mosquitoes, and Other Pests



Visibility

- Provides Security Without Compromising a Clear and Unobstructed View of the Outdoors
- As a Mesh-Screen Product, Guarda™ Allows the Free-Flow and Circulation of Air for Your Comfort
- Provides Energy Savings From Reduced Need for Air-Conditioning
- Blocks an Average of 60% of Harmful UV Rays



Clear Vision



Impact Resistance



Protection from Insects



Air Flow and Circulation



Appealing Design



Standard Sizes and Custom Made

Architectural Design and Appeal


- Security Doors and Window Screens are Not Only Made to be Strong, but also to Enhance and Modernize the Architectural Appeal. There is No Compromise With Aesthetics as With Conventional Bar and Grille Systems
- Easily Incorporated into Almost All Types of Doors and Windows. Sash Comes in Seven Color Options: White, Black, Brown, Sahara Brown, Gray, Almond, and Bronze



Energy Savings



No Bars



60% UV Blockage



Quick Exit



CRL Guarda™ Security Screen Door Applications



Meshtec Powder Coat Warranty - 10 Years From Date of Original Installation on Mesh



NEW!



CRL Guarda™ Patio Enclosure Security Screens

CRL Guarda™ Patio Enclosure Security Screens allow you to secure an exterior area, making it insect proof, with floor to ceiling screens. CRL Guarda™ Security Screens also block an average of 60% of the sun's harmful U.V. rays. You will have peace of mind with CRL Guarda™ Security Screens providing a security barrier to unlawful entry to your home and discouraging intruders while providing an unobtrusive view.

Visit the CRL web site at crlaurence.com to learn more about Guarda™. To speak with a CRL Guarda™ Security Systems Technician please call (800) 421-6144, and ask for Ext. 3973.



CRL Guarda™ Hinged Security Doors

CRL Guarda™ Hinged Security Doors are often the first line of defense to protecting you and your property. CRL Guarda™ Hinged Security Doors are available to accommodate a wide range of swinging door applications, either in an interior or exterior mount configuration. All CRL Guarda™ Security Screen Doors are manufactured with genuine Meshtec 316 marine grade black powder coated stainless steel mesh. CRL Guarda™ Security Doors are architecturally designed to easily incorporate into aluminum, vinyl, or wood framed openings, for both new and existing structures.



CRL Guarda™ French Security Doors

CRL Guarda™ French Security Doors provide security with elegance and air flow for swinging door applications. CRL Guarda™ French Security Door Systems have two operating doors with no center post when both doors are open, providing an unobstructed view. CRL Guarda™ French Doors can be designed for a left or right active operating door with the security of the inactive door locked in place. The specially designed multi-locking point doors are made strong and durable to provide years of trouble-free use.



CRL Guarda™ Security Screen Door Applications



Meshtec Powder Coat Warranty - 10 Years
From Date of Original Installation on Mesh



CRL Guarda™ Bi-Fold Security Doors

CRL Guarda™ Bi-Fold Security Doors are a perfect solution to panoramic view door applications while providing a security barrier to unlawful entry to your property. CRL Guarda™ Bi-Fold Security Doors can be configured to almost any opening size. All CRL Guarda™ Bi-Fold Security Doors are an interior mount system and can be recessed with only 5/8" (15.9 mm) of trim above the floor. CRL Guarda™ Bi-Fold Security Doors offer the flexibility of a pivoting door mounted to either the jamb or onto a folding door panel.

Visit the CRL web site at crlaurence.com to learn more about Guarda™. To speak with a CRL Guarda™ Security Systems Technician please call (800) 421-6144, and ask for Ext. 3973.



CRL Guarda™ Double/Single Sliding Doors

CRL Guarda™ Double/Single Security Patio Doors can protect either the single sliding glass patio door or both glass panels. Double Security Patio Doors protect the sliding glass door and the stationary glass door panel from intruders. Double and Single Security Doors have a three point locking system with one simple locking action. CRL Guarda™ Security Patio Doors filter out 60% of the sun's harmful U.V. rays. Both the Single and Double Security Doors are available in an aluminum frame surround system that reduces installation time.



CRL Guarda™ Stacker Security Doors

CRL Guarda™ Stacker Security Doors offer an excellent solution for large panoramic openings, without taking up any interior or exterior space.

CRL Guarda™ Stacker Security Doors are secured in place with a three-point locking system with one simple locking action. CRL Guarda™ Stacker Security Doors can be configured for multiple doors using multiple tracks and can be justified to the right or left. CRL Guarda™ Stacker Security Door frames are available in White, Black, Bronze, Almond, Brown, Sahara Brown, and Gray.



CRL Guarda™ "Adjust-to-Fit" Protective Security Screen Doors

- Fit Most Standard Openings
- Ideal for Out of Square Openings
- High-Tensile 316 Marine Grade Stainless Steel Mesh
- Custom Frame Colors Available on Request



Meshtec Powder Coat Warranty - 10 Years From Date of Original Installation on Mesh



CRL Guarda™ "Adjust-to-Fit" Protective Security Screens are nearly indestructible, using 316 marine grade stainless steel black powder coated mesh with a 10 year warranty. They are available in the most common door sizes for a wide variety of applications. The slim line design is aesthetically pleasing, and comes with a heavy-duty door closer. CRL Guarda™ "Adjust-to-Fit" Protective Screen Doors feature a side hinge channel that adjusts to the door opening, and a bottom adjustment channel that adjusts to any threshold. All CRL Guarda™ "Adjust-to-Fit" Protective Screen Doors feature a three point latching system to provide increased protection against forced entry. The extruded aluminum frame is 13/16" (20.6 mm) x 3-1/4" (82.5 mm).

CAT. NO.	COLOR	WIDTH	HEIGHT	HAND*	WIDTH RANGE	HEIGHT RANGE
GDHLSLW3680	White	36" (914 mm)	80" (2.03 m)	Left	35-9/16" to 36-1/4" (904 to 921 mm)	79-1/2" to 80-3/8" (2.02 to 2.04 m)
GDHRSRW3680	White	36" (914 mm)	80" (2.03 m)	Right	35-9/16" to 36-1/4" (904 to 921 mm)	79-1/2" to 80-3/8" (2.02 to 2.04 m)
GDHLSLW3696	White	36" (914 mm)	96" (2.44 m)	Left	35-9/16" to 36-1/4" (904 to 921 mm)	95-1/2" to 96-3/8" (2.43 to 2.45 m)
GDHRSRW3696	White	36" (914 mm)	96" (2.44 m)	Right	35-9/16" to 36-1/4" (904 to 921 mm)	95-1/2" to 96-3/8" (2.43 to 2.45 m)
GDHLSLBRZ3680	Bronze	36" (914 mm)	80" (2.03 m)	Left	35-9/16" to 36-1/4" (904 to 921 mm)	79-1/2" to 80-3/8" (2.02 to 2.04 m)
GDHRSRBRZ3680	Bronze	36" (914 mm)	80" (2.03 m)	Right	35-9/16" to 36-1/4" (904 to 921 mm)	79-1/2" to 80-3/8" (2.02 to 2.04 m)
GDHLSLBRZ3696	Bronze	36" (914 mm)	96" (2.44 m)	Left	35-9/16" to 36-1/4" (904 to 921 mm)	95-1/2" to 96-3/8" (2.43 to 2.45 m)
GDHRSRBRZ3696	Bronze	36" (914 mm)	96" (2.44 m)	Right	35-9/16" to 36-1/4" (904 to 921 mm)	95-1/2" to 96-3/8" (2.43 to 2.45 m)
GDHLSLALM3680	Almond	36" (914 mm)	80" (2.03 m)	Left	35-9/16" to 36-1/4" (904 to 921 mm)	79-1/2" to 80-3/8" (2.02 to 2.04 m)
GDHRSRALM3680	Almond	36" (914 mm)	80" (2.03 m)	Right	35-9/16" to 36-1/4" (904 to 921 mm)	79-1/2" to 80-3/8" (2.02 to 2.04 m)
GDHLSLALM3696	Almond	36" (914 mm)	96" (2.44 m)	Left	35-9/16" to 36-1/4" (904 to 921 mm)	95-1/2" to 96-3/8" (2.43 to 2.45 m)
GDHRSRALM3696	Almond	36" (914 mm)	96" (2.44 m)	Right	35-9/16" to 36-1/4" (904 to 921 mm)	95-1/2" to 96-3/8" (2.43 to 2.45 m)

Minimum order: 1 each. *Handing is from outside looking in.



C.R. LAURENCE COMPANY

CL08 |


crlaurence.com

columbiamfg.com

usalum.com

crlaurence.ca

CRL Guarda™ "Adjust-to-Fit" Protective Security Screen Doors



High Tensile, Black Powder Coated 316 Marine Grade Stainless Steel Security Mesh



Stainless Steel Heavy-Duty Riveted Hinges



Adjustable Side Hinge Channel and Optional Door Jamb Extender



Top Latch of the Multi-Point Security Latching System



Center Latch, Lock and Handle of the Multi-Point Security Latching System



Bottom Latch of the Multi-Point Security Latching System



Shearing High Tensile Mesh in Our Los Angeles Manufacturing Plant



Adjustable Bottom Channel and Vinyl Sweep



Stainless Steel Mesh is Secured in Our Certified, Internationally Patented Framing System

CRL Guarda™ Security Window Screen Applications



Meshtec Powder Coat Warranty - 10 Years From Date of Original Installation on Mesh



CRL Guarda™ Casement Security Screens

CRL Guarda™ Security Casement Window Screens can be installed on the interior or exterior, and opened either from the left or right to protect an operable glass window. CRL Guarda™ Security Casement Window Screens feature a multi-point locking system to ensure protection from forced entry. Typical applications include schools, day care centers, government buildings, military buildings, and residential houses. CRL Guarda™ Security Casement Window Screens offer flexibility for mounting on new and existing structures with either a left or right hinge mount.



CRL Guarda™ Awning Window Screens

CRL Guarda™ Security Awning Window Screens are similar to casement style, but provide a vent opening near the hinge and can be opened from the top or bottom. CRL Guarda™ Security Awning Window Screens can be installed on the interior or exterior. CRL Guarda™ Security Awning Window Screens are fabricated in our own Manufacturing facility, and you can be assured that the very finest workmanship will be built into every screen produced.



CRL Guarda™ Quick Escape Window Screens

CRL Guarda™ Quick Escape Window Screens have an easy release push mechanism that also acts as a secure, tamper resistant device locking the screen closed for peace of mind. Quick Escape Window Screens are designed to be an inside mount or surface mount system. Every CRL Guarda™ Quick Escape Window Screen features a certified, internationally patented framing system and passes international testing for knife shear, dynamic impact, and salt spray.

Visit the CRL web site at crlaurence.com to learn more about Guarda™. To speak with a CRL Guarda™ Security Systems Technician please call (800) 421-6144, and ask for Ext. 3973.



CRL Guarda™ Security Window Screen Applications



Meshtec Powder Coat Warranty - 10 Years From Date of Original Installation on Mesh

CRL Guarda™ Fixed Window Security Screens



CRL Guarda™ Fixed Window Security Screens are the ideal solution to cover and protect non-opening windows. CRL Guarda™ Fixed Window Security Screens can be installed on the interior or exterior and feature a concealed fastening system. The slim frame of the CRL Guarda™ Fixed Window Security Screen allows the screen to blend with any architecture. Applications include: schools, day care centers, psychiatric and detox centers, government buildings, military buildings, adult care facilities, and residential houses. CRL Guarda™ Fixed Window Security Screens offer flexibility for mounting on new and existing structures.

Visit the CRL web site at crlaurence.com to learn more about Guarda™. To speak with a CRL Guarda™ Security Systems Technician please call (800) 421-6144, and ask for Ext. 3973.

CRL Guarda™ French Window Security Screens

CRL Guarda™ French Window Security Screens have two operating panels and no center post for an unobstructed view. CRL Guarda™ French Window Security Screens can be designed for left or right active operating window with the security of the inactive window screen locked in place. The specially designed multi-locking point screens are made strong and durable to provide years of trouble free use. CRL Guarda™ French Window Security Screens can be installed as an interior or exterior mount system. Every CRL Guarda™ Screen has a certified, internationally patented framing system.



CRL Guarda™ Double/Single Sliding Window Security Screens

CRL Guarda™ Double/Single Sliding Window Security Screens are an excellent choice for applications requiring an interior keyed locking system. The double/single sliding window screens have a built-in interlock system for added security when the screens are closed. CRL Guarda™ Double/Single Sliding Window Security Screens can be designed and fabricated to most window openings in our own manufacturing facility.



CRL Guarda™ Curtain Wall Security Screens

- Designed to Protect and Enhance a Building's Architectural Appeal
- New Keyed Locking System Allows Easy Access to Clean Windows
- Fixed Panel System

Architects and designers who are familiar with the qualities found in our U.S. Aluminum curtain wall systems know that they can specify them with confidence to their clients. When high security is additionally required, you can count on Guarda™ to provide an aesthetically pleasing look while it does its job to protect against unlawful entry.

CRL Guarda™ Security Screens for curtain wall applications feature high tensile 316 marine grade stainless steel Meshtec wire mesh. The mesh is powder coated in a black finish and provides a clear unobstructed view while blocking 60 percent of harmful U.V. rays.



CRL Guarda™ Storefront Security Screens

- Passes Dynamic Impact Test AS 5041-2003
- 316 Stainless Steel Marine Grade High Tensile Mesh
- 10 Year Powder Coating Color Warranty
- New Keyed Locking System Allows Easy Access to Clean Windows

Add protection to your new storefront plans or your pre-existing projects with CRL Guarda™ Storefront Security Screens. CRL Guarda™ Security Screens feature a certified, internationally patented framing system and passes international testing standards for knife shear, dynamic impact, and salt spray.

Hinged keyed locking panels are available to allow easy access for glass cleaning when required. Typical applications include schools, day care centers, psychiatric and detox centers, government and military buildings, and adult care facilities.



CRL Guarda™ Entrance Security Screens

- Performs High Level Protection While Maintaining the Architectural Integrity of the Entrance
- Resists Unlawful Entry by Heavy Impact Tools, Even Knives
- Framed in High Quality 6063-T5 Aluminum With Durable Powder Coating

CRL Guarda™ Entrance Security Screens offer flexibility for mounting on new and existing structures. Our security screens can be found on commercial and municipal buildings of all types. The peace of mind experienced for structures protected by CRL Guarda™ Security Screens will benefit your clients in a way no other window and door security protection system can.

Fabricated in our own Manufacturing facility, you can be assured that the very finest workmanship will be built into every CRL Guarda™ product produced.

Visit the CRL web site at crlaurence.com to learn more about Guarda™. To speak with a CRL Guarda™ Security Systems Technician please call (800) 421-6144, and ask for Ext. 3973.



CRL Guarda™ Security Screen Fencing and Gate Systems

- Black Powder Coated 316 Marine Grade High Tensile Stainless Steel Woven Wire Mesh
- Patented Fixing System Makes Panels Nearly Indestructible
- 10 Year Warranty



Gates are an integral part of most commercial, multi-family, and residential projects. The CRL Guarda™ Security Gate and Fencing System provides an attractive alternative to protect residential and commercial properties. The black powder coated 316 marine grade high tensile stainless steel mesh is virtually maintenance free and offers a 60 percent solar block. Choice of gate designs range from the basic swing gate to the most customized automatic or manual gate.

Visit the CRL web site at crlaurence.com to learn more about Guarda™. To speak with a CRL Guarda™ Security Systems Technician please call (800) 421-6144, and ask for Ext. 3973.



CRL Guarda™ Security Screen Wind Reduction Systems

- Security and Privacy With a View
- Attractive System to Complement Any Architectural Design
- Exclusively Made With 316 Marine Grade High Tensile Stainless Steel Mesh



Unlike other wind reduction systems, the CRL Guarda™ Security Screen System provides a security screen that is maintenance free, filters out 60 percent of U.V. sun rays, and offers a buffer to the wind. The heavy extruded aluminum grade 6063-T5 components are powder coated to prevent corrosion, and carry a 10 year warranty. CRL has the ability to design, engineer and fabricate a custom system that will satisfy not only safety and security needs, but also artistic tastes.



CRL Guarda™ Security Screens for Fences and Balcony Railings

- Designed to be Mounted to Almost Any Substrate
- Five Standard Powder Coated Finishes
- Special Coating for Resistance to Salt Water Corrosion



CRL's high quality commercial or residential Aluminum Railing or Fence Systems are manufactured from extruded aluminum framing members utilizing a CRL Guarda™ Protective Security Screen infill. Every Guarda™ Screen features genuine Meshtec 316 marine grade high tensile stainless steel woven wire that is pre-treated with chromate and powder coated in a black finish. Utilizing our state-of-the-art manufacturing facility we can produce almost any desired design to meet your project specifications.



CRL Guarda™ Protective Security Screen Training

- Training and Instructional Videos
- In-House Training Seminars
- Online Webinars

Let us help you get started selling and installing CRL Guarda™ Protective Security Screens. We offer a complete program that includes: Training, Instructional Videos, Sales Demo/Installation Kit, Marketing Materials, Home Show Displays, Samples and a Dealer Manual.

The training and instructional video can be ordered in DVD format. Log on to crlaurence.com for information on CRL webinars to register for the next scheduled class or call us at (800) 421-6144, Ext. 3973 for the next in-house training seminar at our Los Angeles, California headquarters.



CRL Guarda™ Protective Security Screen Training Provides:

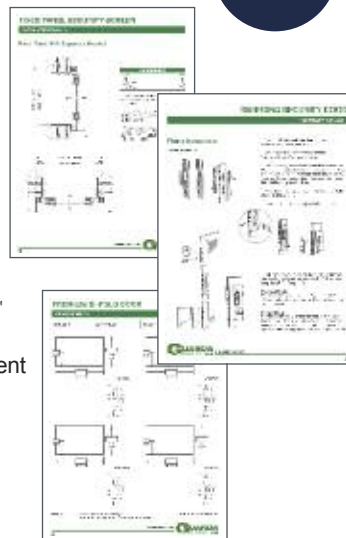
- Features and Benefits of Genuine Meshtec 316 Marine Grade High Tensile Strength Stainless Steel Wire Mesh
- Features and Benefits of the Certified International Patented Framing System
- Instructions on How to Properly Measure for Window and Door Applications
- Techniques on How to Properly Install the Guarda™ Product Line
- Proven Selling Techniques to Market Guarda™ Protective Security Screens




CRL Guarda™ Security Screen Dealer Installation Guide

- A Comprehensive Reference Manual and Training Tool
- Contains Diagrams for All Guarda™ Products
- Detailed Drawings for Security Window and Door Applications
- Installation Instructions With Helpful Hints

Our CRL Guarda™ Security Screen Dealer Installation Guide is a comprehensive manual for measuring and installing CRL Guarda™ Security Screens. The manual is divided into sections by product category and each section contains detailed drawings and measurement guides. The drawings have pertinent measurements that are used for additions and deductions for inside or outside mount security screen applications. The CRL Guarda™ Security Screen Dealer Installation Guide contains measurement forms for each security screen product, and ensures all measurements taken are documented correctly. Every section also includes installation instructions.



NEW!



CAT. NO. GSM12

CRL Guarda™ Sales Demo/Installation Kit

- Case Includes All Necessary Components to Help Sell and Measure Jobs Accurately
- Conveniently Organizes and Protects Working Samples
- Extra Pockets to Store Brochures
- Sturdy and Durable Top Opening Case With Locks
- 4" Long Aluminum Profiles for Measuring Purposes



CAT. NO. GSC12

The CRL Guarda™ Sales Demo/Installation Kit is an invaluable sales tool that contains actual working samples to show your customers. The samples are used to simulate where and what the final product may look like in a window or door opening. The CRL Guarda™ Sales Demo/Installation Kit includes: Premium swinging door sample, Slimline sliding door sample, sliding door jamb, sliding single door track, sliding double door track, sliding door interlock, sliding door roller, five aluminum box profiles, three vinyl sweeps, 6" x 11" .08/316 mesh, 20 mm window frame, Slimline door sample, Quick Escape sample, Supa Door sample, and a Guarda™ DVD. The samples can be held in place to make accurate measurements and takes the guess work out of the measuring process. Additional details are available at crlaurence.com.



CRL Guarda™ Display Rental Program

- Build Your Home Show Business With Our Full Size Demonstration Display
- Features Guarda™ Security:
 - Premium 4-Sided Hinged Screen Doors
 - SlimLine "Adjust-to-Fit" Hinged Screen Doors
 - Double Sliding Patio Screen Doors
 - Quick Escape Window Screens
 - Fixed Window Screens
 - Screen Fence Panel in the Display's Center Area
- Uses Only 18 Square Feet of Booth Space



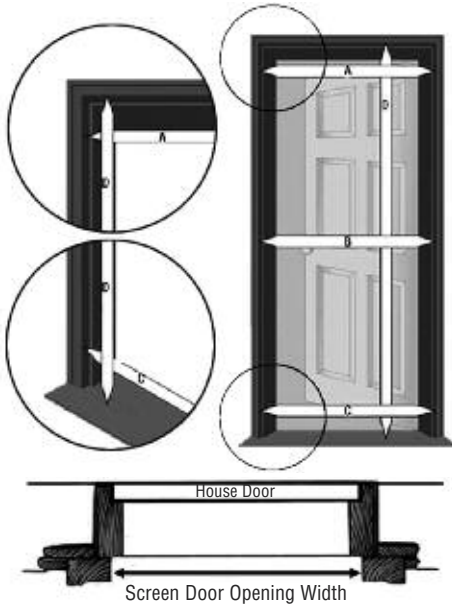
Based on the history of building CRL Guarda™ Security Screen System sales, home improvement shows have proven to be one of the most effective methods for achieving solid sales leads and quotation appointments. Rent our full size CRL Guarda™ Display with signage and demonstration DVD from your nearest CRL Service Center. To arrange for a CRL Guarda™ Display Rental please call our Guarda™ Security Systems Technicians at (800) 421-6144, and ask for Ext. 3973.



CRL SCREEN DOOR MEASURING INSTRUCTIONS

For Pricing Visit Our Web Site or Call Us Toll Free at the Phone Numbers Shown on the Back Cover

CRL Hinged Steel and Vinyl Screen Doors



Hinged Door Worksheet

Measurement A _____ (Width)

Measurement B _____ (Width)

Measurement C _____ (Width)

Measurement D _____ (Height)

Specify width first, height second.

CRL Hinged Vinyl Screen Door Sizes

NOMINAL DOOR SIZE	WIDTH OPENING MAX.	WIDTH OPENING MIN.	HEIGHT OPENING MAX.	HEIGHT OPENING MIN.
30" x 80"	30-1/4"	29-1/4"	80-3/4"	79-1/4"
32" x 80"	32-1/4"	31-1/4"	80-3/4"	79-1/4"
36" x 80"	36-1/4"	35-1/4"	80-3/4"	79-1/4"

CRL Hinged Steel Screen Door Sizes

NOMINAL DOOR SIZE	WIDTH OPENING MAX.	WIDTH OPENING MIN.	HEIGHT OPENING MAX.	HEIGHT OPENING MIN.
30" x 80"	30-1/4"	29-1/4"	80-1/4"	79-1/4"
32" x 80"	32-1/4"	31-1/4"	80-1/4"	79-1/4"
36" x 80"	36-1/4"	35-1/4"	80-1/4"	79-1/4"

Measure the opening width (horizontally) as shown. Take three measurements, one across the top, middle and bottom of the door (A, B, C). Record the smallest dimension.

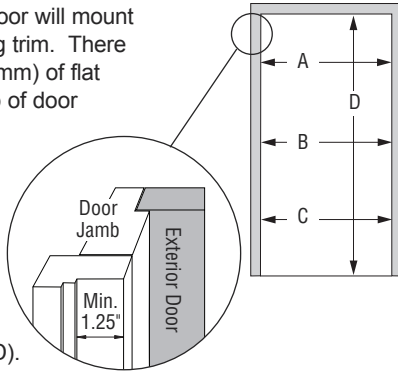
Measure the opening height (vertically) as shown (D). Record the smallest dimension. Write down measurements.

Note: Place the screen door near the opening of where the door is to be hung. Make sure the front of the door is facing the outside. (Screen wire will be on inside of door)

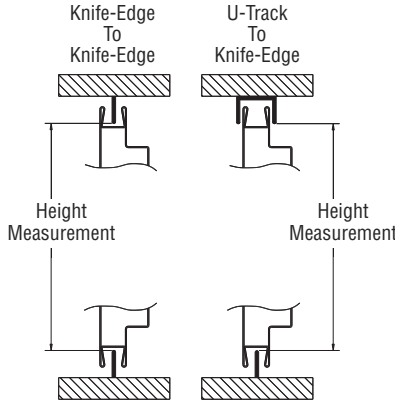
CRL Steel Security Screen Door

Your Steel Security Screen Door will mount on the surface of your existing trim. There must be at least 1-1/4" (31.8 mm) of flat surface on both sides and top of door frame to mount to.

1. Measure Width: At top (A), center (B), and bottom (C). Use the smallest measurement
2. Measure Height: At both sides of opening from threshold to door header (D).



CRL Patio Sliding Screen Door



Calculate Net Door Size Width and Height:

Door Width is Equal to Width of Sliding Door.

Door Height is Equal to Height Measurement Less 3/4" (19 mm).

This Will Be Net Size:

Width _____ Color _____

Height _____ Door _____

CRL Single Door Display

- Fully Assembled
- All Welded Steel Construction
- Holds One Door



CAT. NO.	TYPE
11162020	Standard/Screen
11162002	Security Doors

Minimum order: 1 each. NOTE: Display door not included.

CRL Double Door Display

- Fully Assembled
- All Welded Steel Construction
- Holds Up to Two Doors



CAT. NO.	TYPE
21162020	Standard/Screen
21162002	Security Doors

Minimum order: 1 each. NOTE: Display doors not included.

CRL Ten Door Display

- Fully Assembled
- All Welded Steel Construction
- Holds Up to Ten Doors of Any Type

All Necessary Mounting Hardware Included



CAT. NO.	TYPE
101162020	Universal

Minimum order: 1 each. NOTE: Display doors not included.



C.R. LAURENCE COMPANY

CL16 |

crlaurence.com


columbiamfg.com

usalum.com

crlaurence.ca

CRL STEEL SECURITY SCREEN DOORS

For Pricing Visit Our Web Site or Call Us Toll Free at the Phone Numbers Shown on the Back Cover



Each door and mesh is made from harden steel. We use an extra thick powder coat to insure the finish will last for years in any weather condition.



Each of our doors is built for security. Each door has a full length intruder resistant fly strap and three tamper proof butt hinges.






Each of our security doors is built with the finest materials and casting available.

CRL Magnum Steel Security Screen Doors

- Durable Powder Coat Paint Finish
- Reversible for Left or Right Handed Openings
- Three Tamper Proof Security Butt Hinges
- Decorative Scroll Work Design



Deadbolts and Locksets are Sold Separately See Page CL27.



CRL Columbia Security Doors are engineered to the toughest standards with commercial grade all steel construction. They provide some of the most durable security doors available, with several designs to choose from. Each door features 24 gauge expanded mesh, double hole security lock boxes with extended plates and full length flystraps that do not impede the door's security. Frame size is 3/4" (19 mm) x 3/4" (19 mm).

CAT. NO.	COLOR	WIDTH	HEIGHT	PACK QTY.
25160200	White	30" (762 mm)	80" (2.03 m)	1
25160201	White	32" (813 mm)	80" (2.03 m)	1
25160202	White	36" (914 mm)	80" (2.03 m)	1
25160220	Navajo	30" (762 mm)	80" (2.03 m)	1
25160221	Navajo	32" (813 mm)	80" (2.03 m)	1
25160222	Navajo	36" (914 mm)	80" (2.03 m)	1
25160210	Black	30" (762 mm)	80" (2.03 m)	1
25160211	Black	32" (813 mm)	80" (2.03 m)	1
25160212	Black	36" (914 mm)	80" (2.03 m)	1

Minimum order: 1 each. All CRL Steel Security Screen Doors can be combined for quantity pricing.

CRL Gibraltar Steel Security Screen Doors

- High End Decorative Design
- Durable Powder Coat Paint Finish
- Double Hole Security Lock Box With Extended Plate
- Deadbolts and Locksets Sold Separately (See Page CL27)

The CRL Gibraltar Security Door features two new mottled specialty finishes which are: Silverado and Bronze. These doors also include 24 gauge expanded mesh, double hole security lock boxes with extended plates and full length fly straps that do not impede the door's security.




Frame size
1" (25 mm) x 2" (51 mm)



CAT. NO.	COLOR	WIDTH	HEIGHT	PACK QTY.
28180301	White	32" (813 mm)	80" (2.03 m)	1
28180302	White	36" (914 mm)	80" (2.03 m)	1
28180311	Black	32" (813 mm)	80" (2.03 m)	1
28180312	Black	36" (914 mm)	80" (2.03 m)	1
28180361	Navajo	32" (813 mm)	80" (2.03 m)	1
28180362	Navajo	36" (914 mm)	80" (2.03 m)	1
28180341	Silverado	32" (813 mm)	80" (2.03 m)	1
28180342	Silverado	36" (914 mm)	80" (2.03 m)	1
28180351	Bronze	32" (813 mm)	80" (2.03 m)	1
28180352	Bronze	36" (914 mm)	80" (2.03 m)	1

Minimum order: 1 each. All CRL Steel Security Doors can be combined for quantity pricing.



CRL Gibraltar Steel Security Door Inserts

CRL Steel Security Door Inserts allow you to personalize your 36" (914 mm) Gibraltar Security Door. Quick and easy to install, inserts are available in eight different style choices.

NOTE: Used on the 36" Gibraltar security door only. All are laser cut heavy gauge steel with thick powder coating for durability and long lasting finish.

CAT. NO.	STYLE	COLOR	WIDTH	PACK QTY.
28005002	American Flag	White	36" (914 mm)	1
28005005	American Flag	Black	36" (914 mm)	1
28005008	American Flag	Almond	36" (914 mm)	1
28004002	Bienvenido	White	36" (914 mm)	1
28004005	Bienvenido	Black	36" (914 mm)	1
28004008	Bienvenido	Almond	36" (914 mm)	1
28008002	Coyote	White	36" (914 mm)	1
28008005	Coyote	Black	36" (914 mm)	1
28009005	Kokepelli	Black	36" (914 mm)	1
28007002	Sunrise	White	36" (914 mm)	1
28007005	Sunrise	Black	36" (914 mm)	1
28006002	Palm Tree	White	36" (914 mm)	1
28006005	Palm Tree	Black	36" (914 mm)	1
28001002	Texan	White	36" (914 mm)	1
28002005	Texan	Black	36" (914 mm)	1
28003002	Welcome	White	36" (914 mm)	1
28003005	Welcome	Black	36" (914 mm)	1

Minimum order: 1 each. All CRL Steel Security Door Inserts can be combined for quantity pricing.



AMERICAN FLAG



BIENVENIDO



COYOTE



KOKEPELLI



SUNRISE



PALM TREE



TEXAN



WELCOME

CRL Gibraltar Steel Security Sidelites

- Designed to Match Gibraltar Steel Security Doors
- Durable Powder Coat Finish
- Exterior Installation
- All Welded Steel Construction

CRL Gibraltar Steel Security Sidelites are all welded steel construction for strength and durability. Security sidelights offer an elegant upgrade for your home while providing reliable protection from break-ins. They are simple to install using common household tools and easy to maintain. **NOTE:** Sidelites do not have perforated mesh.



CAT. NO.	COLOR	WIDTH	HEIGHT	PACK QTY.
2810800202	White	9-3/4" (247 mm)	75" (1.9 m)	2
2810800502	Black	9-3/4" (247 mm)	75" (1.9 m)	2


Minimum order: 1 pack. Sidelites can be combined for quantity pricing.



CRL Magnum Steel Security Sidelites

- Designed to Match Magnum Steel Security Doors
- Durable Powder Coat Finish
- Exterior Installation
- All Welded Steel Construction

CRL Magnum Steel Security Sidelites are all welded steel construction for strength and durability. Security sidelites offer an elegant upgrade for your home while providing reliable protection from break-ins. They are simple to install using common household tools and easy to maintain. **NOTE:** Sidelites do not have perforated mesh.



CAT. NO.	COLOR	WIDTH	HEIGHT	PACK QTY.
2910800202	White	9-3/4" (247 mm)	75" (1.9 m)	2
2910800502	Black	9-3/4" (247 mm)	75" (1.9 m)	2

Minimum order: 1 pack. Sidelites can be combined for quantity pricing.




CRL Belvedere Steel Security Screen Doors

- Diecast Scroll Design Feature
- Durable Powder Coat Paint Finish
- Reversible for Left or Right Handed Openings
- Three Tamper Proof Security Butt Hinges
- Deadbolts and Locksets Sold Separately (See Page CL27)
- Custom Sizes Available on Request

CRL Columbia Security Doors are engineered to the toughest standards with commercial grade all-steel construction. CRL Columbia provides some of the most durable security doors available, with several designs to choose from. Each door features 24 gauge perforated mesh, double hole security lock boxes with extended plates and full length fly straps that do not impede the door's security.



Frame size
1" (25.4 mm) x 1" (25.4 mm)



CAT. NO.	COLOR	WIDTH	HEIGHT	PACK QTY.
25162201	White	32" (813 mm)	80" (2.03 m)	1
25162202	White	36" (914 mm)	80" (2.03 m)	1
25162211	Black	32" (813 mm)	80" (2.03 m)	1
25162212	Black	36" (914 mm)	80" (2.03 m)	1

Minimum order: 1 each. All CRL Security Screen Doors can be combined for quantity pricing.

CRL Belvedere French Steel Security Screen Doors


- High End Decorative Design
- Durable Powder Coat Paint Finish
- Reversible Double Hole Security Lock Box With Extended Plate for Left or Right Handing
- Deadbolts and Locksets Sold Separately (See Page CL27)



CRL Columbia Security Doors are engineered to the toughest standards with commercial grade all-steel construction. CRL Columbia provides some of the most durable security doors available, with several designs to choose from. Each door features 24 gauge perforated mesh, double hole security lock boxes with extended plates and full length fly straps that do not impede the door's security.



Frame size 1" (25.4 mm) x 1" (25.4 mm)



CAT. NO.	COLOR	WIDTH	HEIGHT	PACK QTY.
251622020	White	60" (1.52 m)	80" (2.03 m)	1 Pair
251622021	White	64" (1.63 m)	80" (2.03 m)	1 Pair
251622022	White	72" (1.83 m)	80" (2.03 m)	1 Pair
251622120	Black	60" (1.52 m)	80" (2.03 m)	1 Pair
251622121	Black	64" (1.63 m)	80" (2.03 m)	1 Pair
251622122	Black	72" (1.83 m)	80" (2.03 m)	1 Pair
251622220	Navajo	60" (1.52 m)	80" (2.03 m)	1 Pair
251622221	Navajo	64" (1.63 m)	80" (2.03 m)	1 Pair
251622222	Navajo	72" (1.83 m)	80" (2.03 m)	1 Pair

Minimum order: 1 pair. All CRL Steel Security Screen Doors can be combined for quantity pricing.

CRL Sunset Steel Multi-Bar Security Screen Doors

- Decorative Design
- Three Tamper Proof Security Butt Hinges
- Durable Powder Coat Paint Finish
- Custom Sizes Available on Request
- Deadbolts and Locksets Sold Separately (See Page CL27)

CRL Columbia Security Doors are engineered to the toughest standards with commercial grade all-steel construction. CRL Columbia provides some of the most durable security doors available, with several designs to choose from. Each door features 24 gauge perforated mesh, double hole security lock boxes with extended plates and full length fly straps that do not impede the door's security.



Frame size
1" (25.4 mm) x 2" (50.8 mm)



CAT. NO.	COLOR	WIDTH	HEIGHT	PACK QTY.
25163201	White	32" (813 mm)	80" (2.03 m)	1
25163202	White	36" (914 mm)	80" (2.03 m)	1
25163211	Black	32" (813 mm)	80" (2.03 m)	1
25163212	Black	36" (914 mm)	80" (2.03 m)	1
25163221	Navajo	32" (813 mm)	80" (2.03 m)	1
25163222	Navajo	36" (914 mm)	80" (2.03 m)	1

Minimum order: 1 each. All CRL Steel Security Screen Doors can be combined for quantity pricing.



CRL Sunset French Steel Security Screen Doors

- High End Decorative Design
- Durable Powder Coat Paint Finish
- Three Tamper Proof Security Butt Hinges Per Door
- Reversible Double Hole Security Lock Box with Extended Plate for Left or Right Handing
- Deadbolts and Locksets Sold Separately (See Page CL27)




CRL Columbia Security Doors are engineered to the toughest standards with commercial grade all-steel construction. CRL Columbia provides some of the most durable security doors available, with several designs to choose from. Each door features 24 gauge perforated mesh, double hole security lock boxes with extended plates and full length fly straps that do not impede the door's security.



Frame size 1" (25.4 mm) x 2" (50.8 mm)

CAT. NO.	COLOR	WIDTH	HEIGHT	PACK QTY.
251632020	White	60" (1.52 m)	80" (2.03 m)	1 Pair
251632021	White	64" (1.63 m)	80" (2.03 m)	1 Pair
251632022	White	72" (1.83 m)	80" (2.03 m)	1 Pair
251632120	Black	60" (1.52 m)	80" (2.03 m)	1 Pair
251632121	Black	64" (1.63 m)	80" (2.03 m)	1 Pair
251632122	Black	72" (1.83 m)	80" (2.03 m)	1 Pair
251632220	Navajo	60" (1.52 m)	80" (2.03 m)	1 Pair
251632221	Navajo	64" (1.63 m)	80" (2.03 m)	1 Pair
251632222	Navajo	72" (1.83 m)	80" (2.03 m)	1 Pair

Minimum order: 1 pair. All CRL Steel Security Screen Doors can be combined for quantity pricing.

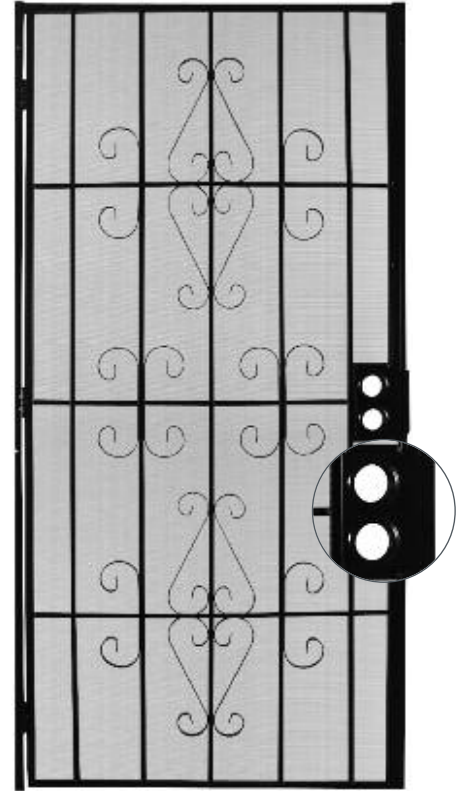


CRL Atlas Steel Security Screen Doors

- Decorative 'C' Scroll Design
- Intruder Resistant Full Length Fly Strap
- Three Tamper Proof Security Butt Hinges
- Durable Powder Coat Paint Finish
- Reversible for Left or Right Handed Openings
- Deadbolts and Locksets Sold Separately (See Page CL27)




Frame size
3/4" (19 mm) x 3/4" (19 mm)



CRL Columbia Security Doors are engineered to the toughest standards with commercial grade all-steel construction. CRL Columbia provides some of the most durable security doors available, with several designs to choose from. Each door features 24 gauge expanded mesh, double hole security lock boxes with extended plates and full length fly straps that do not impede the door's security.

CAT. NO.	COLOR	WIDTH	HEIGHT	PACK QTY.
25161202	White	36" (914 mm)	80" (2.03 m)	1
25161212	Black	36" (914 mm)	80" (2.03 m)	1



Minimum order: 1 each. All CRL Steel Security Screen Doors can be combined for quantity pricing.

CRL Atrium Steel Security Screen Doors

- High End Decorative Design
- Durable White Powder Coat Paint Finish and Black Mesh
- Reversible Double Hole Security Lock Box With Extended Plate for Left or Right Handing
- Three Tamper Proof Security Butt Hinges
- Deadbolts and Locksets Sold Separately (See Page CL27)



Frame size
1" (25.4 mm) x 2" (50.8 mm)



CRL Columbia Security Doors are engineered to the toughest standards with commercial grade all-steel construction. CRL Columbia provides some of the most durable security doors available, with several designs to choose from. Each door features 24 gauge perforated mesh, and full length fly straps that do not impede the door's security.

CAT. NO.	COLOR	WIDTH	HEIGHT	PACK QTY.
25170202	White	36" (914 mm)	80" (2.03 m)	1



Minimum order: 1 each. All CRL Steel Security Screen Doors can be combined for quantity pricing.

CRL Nemesis Steel Security Screen Doors

- Durable Powder Coat Paint Finish
- Reversible for Left or Right Handed Openings
- Three Tamper Proof Security Butt Hinges
- State of the Art Laser-Cut Design
- Deadbolts and Locksets Sold Separately (See Page CL27)




Frame size
1" (25.4 mm) x 2" (50.8 mm)



CRL Columbia Security Doors are engineered to the toughest standards with commercial grade all-steel construction. We provide some of the most durable security doors available, with several designs to choose from. Each door features 24 gauge perforated mesh, double hole security lock boxes with extended plates and full length fly straps that do not impede the door's security.

CAT. NO.	COLOR	WIDTH	HEIGHT	PACK/QTY.
28180602	White	36" (914 mm)	80" (2.03 m)	1

Minimum order: 1 each. All CRL Steel Security Screen Doors can be combined for quantity pricing.

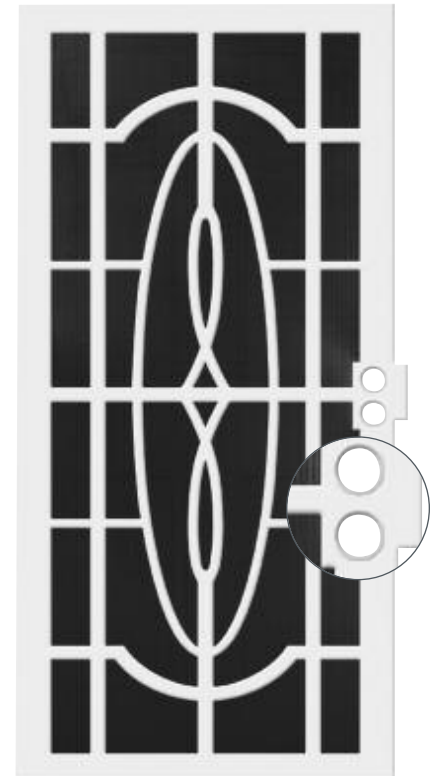


CRL Anniston Steel Security Screen Doors

- High End Decorative Design
- Durable Powder Coat Paint Finish
- Double Hole Security Lock Box With Extended Plate
- State of the Art Laser-Cut Design
- Deadbolts and Locksets Sold Separately (See Page CL27)




Frame size
1" (25.4 mm) x 2" (50.8 mm)



CRL Columbia Security Doors are engineered to the toughest standards with commercial grade all-steel construction. Unique Laser-Cut Design offers a contemporary look not usually associated with a security door. CRL Columbia provides some of the most durable security doors available. Each door features 24 gauge perforated mesh, double hole security lock boxes with extended plates and full length fly straps that do not impede the door's security.

CAT. NO.	COLOR	WIDTH	HEIGHT	PACK/QTY.
28190902	White	36" (914 mm)	80" (2.03 m)	1

Minimum order: 1 each. All CRL Steel Security Screen Doors can be combined for quantity pricing.



CRL Compass Steel Security Screen Doors

- Durable Powder Coat Paint Finish
- Reversible for Left or Right Handed Openings
- Three Tamper Proof Security Butt Hinges
- State of the Art Laser-Cut Design
- Deadbolts and Locksets Sold Separately (See Page CL27)



Frame size
1" (25.4 mm) x 2" (50.8 mm)



CRL Columbia Security Screen Doors are engineered to the toughest standards with commercial grade all-steel construction. CRL Columbia provides some of the most durable security doors available, with several designs to choose from. Each door features 24 gauge perforated mesh, double hole security lock boxes with extended plates and full length fly straps that do not impede the door's security.

CAT. NO.	COLOR	WIDTH	HEIGHT	PACK QTY.
28200902	White	36" (914 mm)	80" (2.03 m)	1

Minimum Order: 1 each. All CRL Steel Security Doors can be combined for quantity pricing.



CRL Cherokee Steel Security Screen Doors

- Extra Wide Frames for Added Strength
- Durable Powder Coat Paint Finish
- Three Tamper Proof Security Butt Hinges
- Deadbolts and Locksets Sold Separately (See Page CL27)
- Custom Sizes Available on Request




Frame size
1" (25.4 mm) x 2" (50.8 mm)



CRL Columbia Security Screen Doors are engineered to the toughest standards and made with heavy-duty commercial grade steel. Each door features 24 gauge perforated mesh, double hole security lock boxes with extended plates, and full length fly straps that do not impede the door's security. Security Doors can be positioned for left or right hand openings. In addition, an adjustable side rail and top bar are included to allow for the perfect secure fit.

CAT. NO.	COLOR	WIDTH	HEIGHT	PACK QTY.
25166201	White	32" (813 mm)	80" (2.03 m)	1
25166202	White	36" (914 mm)	80" (2.03 m)	1
25166221	Navajo	32" (813 mm)	80" (2.03 m)	1
25166222	Navajo	36" (914 mm)	80" (2.03 m)	1

Minimum Order: 1 each. All CRL Steel Security Doors can be combined for quantity pricing.



CRL STEEL SECURITY SCREEN DOORS

For Pricing Visit Our Web Site or Call Us Toll Free at the Phone Numbers Shown on the Back Cover

CRL Calypso Steel Security Screen Doors

- Durable Powder Coat Paint Finish
- Reversible for Left or Right Handed Openings
- Three Tamper Proof Security Butt Hinges
- Expanded Metal Mesh



Frame size 1" x 2" (25.4 mm) x (50.8 mm)

CAT. NO.	COLOR	WIDTH	HEIGHT
25169202	White	36" (914 mm)	80" (2.03 m)
25169222	Almond	36" (914 mm)	80" (2.03 m)

Minimum order: 1 each. All CRL Steel Security Screen Doors can be combined for quantity pricing. Deadbolts and Locksets sold separately, see page CL27.

CRL Essex Steel Security Screen Doors

- Durable Powder Coat Paint Finish
- Reversible for Left or Right Handed Openings
- Perforated Mesh and Intruder Resistant Strip



Frame size 1" x 2" (25.4 mm) x (50.8 mm)

CAT. NO.	COLOR	WIDTH	HEIGHT
25174212	Black	36" (914 mm)	80" (2.03 m)

Minimum order: 1 each. All CRL Steel Security Screen Doors can be combined for quantity pricing. Deadbolts and Locksets sold separately, see page CL27.

CRL Royale Steel Security Screen Doors

- Durable Powder Coat Paint Finish
- Reversible for Left or Right Handed Openings
- Three Tamper Proof Security Butt Hinges
- Expanded Metal Mesh



Frame size 1" x 1" (25.4 mm) x (25.4 mm)

CAT. NO.	COLOR	WIDTH	HEIGHT
28181022	Almond	36" (914 mm)	80" (2.03 m)
25167202	White	36" (914 mm)	80" (2.03 m)

Minimum order: 1 each. All CRL Steel Security Screen Doors can be combined for quantity pricing. Deadbolts and Locksets sold separately, see page CL27.

CRL Garrison Steel Security Screen Doors

- Durable Powder Coat Paint Finish
- Reversible for Left or Right Handed Openings
- Three Tamper Proof Security Butt Hinges and Perforated Mesh



Frame size 1" x 2" (25.4 mm) x (50.8 mm)

CAT. NO.	COLOR	WIDTH	HEIGHT
25173202	White	36" (914 mm)	80" (2.03 m)

Minimum order: 1 each. All CRL Steel Security Screen Doors can be combined for quantity pricing. Deadbolts and Locksets sold separately, see page CL27.

CRL Vineyard Steel Security Screen Doors

- Reversible for Left or Right Handed Openings
- Intruder Resistant Full Length Fly Strap
- Three Hinges and Perforated Mesh



Frame size 1" x 2" (25.4 mm) x (50.8 mm)

CAT. NO.	COLOR	WIDTH	HEIGHT
25171202	White	36" (914 mm)	80" (2.03 m)

Minimum order: 1 each. All CRL Steel Security Screen Doors can be combined for quantity pricing. Deadbolts and Locksets sold separately, see page CL27.

CRL One Way Screw Tool

- For Installing One Way Screws




CAT. NO.	PACK
50631250	Single

Minimum order: 1 each.

CRL Security Door One Way Screws

- Designed for Security
- Use with Most Drills or Drivers
- Assists in Installation




CAT. NO.	COLOR	PACK QTY.
50252100	Black	8 Screws
50252050	Navajo	8 Screws
50252090	White	8 Screws
50252040	Silverado	8 Screws
50252010	Bronze	8 Screws

Minimum order: 1 pack.

CRL Security Door Sweeps

- Includes Installation Hardware
- Adds Additional Height
- Easy to Install
- Thick Rubber Sweep



CAT. NO.	COLOR	WIDTH	PACK QTY.
50250020	Black	36" (914 mm)	1
50250050	Navajo	36" (914 mm)	1
50250090	White	36" (914 mm)	1
50250065	Silverado	36" (914 mm)	1
50250015	Bronze	36" (914 mm)	1

Minimum order: 1 each.



C.R. LAURENCE COMPANY

CL26 |

crlaurence.com

columbiamfg.com

usalum.com

crlaurence.ca

CRL Steel Security Door Combination Lock Sets


CRL Niagara Deadbolt and Lever Sets

Satin Nickel



CAT. NO. CLL2SN

Oil Rubbed Bronze



CAT. NO. CLL2ORB

Polished Brass



CAT. NO. CLL2BR

Deadbolt Features:

Door Range 1-3/8" (34.9 mm) to 1-3/4" (44.5 mm)
Back Set Adjustable 2-3/8" (60.3 mm) or 2-3/4" (69.9 mm)
Deadbolt 1" (25.4 mm) x 2-1/4" (57.2 mm), square corner faceplate, 7/8" (22.2 mm) housing diameter, 1" (25.4 mm) throw with anti-saw roller bar for added security
Strike 1" (25.4 mm) x 2-1/4" (57.1 mm) square corner
Key Cylinder Schlage (SCC) keyway
Keys Two nickel silver cut keys per lock

Lever Features:

Door Range 1-3/8" (34.9 mm) to 1-3/4" (44.5 mm)
Back Set Adjustable 2-3/8" (60.3 mm) or 2-3/4" (69.9 mm)
Latch 1" (25.4 mm) x 2-1/4" (57.2 mm), square corner and radius faceplate, 7/8" (22.2 mm) housing diameter, 1/2" (12.7 mm) throw
Strike 1-5/8" (41.3 mm) x 2-1/4" (57.2 mm) square corner, full lip
Key Cylinder Schlage (SCC) keyway
Keys Two nickel silver cut keys per lock
 Certification Meets ANSI 156.2, Series 4000, Grade 3

- For Use On All CRL Steel Security Screen Doors

CRL Parkland Deadbolt and Knob Sets

Satin Nickel



CAT. NO. CLK2SN

Oil Rubbed Bronze



CAT. NO. CLK2ORB

Polished Brass



CAT. NO. CLK2BR

Deadbolt Features:

Door Range 1-3/8" (34.9 mm) to 1-3/4" (44.5 mm)
Back Set Adjustable 2-3/8" (60.3 mm) or 2-3/4" (69.9 mm)
Deadbolt 1" (25.4 mm) x 2-1/4" (57.2 mm), square corner faceplate, 7/8" (22.2 mm) housing diameter, 1" throw with anti-saw roller bar for added security
Strike 1" (25.4 mm) x 2-1/4" (57.1 mm) square corner
Key Cylinder Schlage (SCC) keyway
Keys Two nickel silver cut keys per lock

Knob Features:

Door Range 1-3/8" (34.9 mm) to 1-3/4" (44.5 mm)
Back Set Adjustable 2-3/8" (60.3 mm) or 2-3/4" (69.9 mm)
Latch 1" (25.4 mm) x 2-1/4" (57.2 mm), square corner and radius faceplate, 7/8" (22.2 mm) housing diameter, 1/2" (12.7 mm) throw
Strike 1-5/8" (41.3 mm) x 2-1/4" (57.2 mm) square corner, full lip
Key Cylinder Schlage (SCC) keyway
Keys Two nickel silver cut keys per lock

Minimum order: 1 set. All Deadbolt Sets can be combined for quantity pricing.

CRL HINGED STEEL SCREEN DOORS

For Pricing Visit Our Web Site or Call Us Toll Free at the Phone Numbers Shown on the Back Cover



Spline Applied Screen

Built-In Protective Pet Panel Grilles Available in Most Models

Hinge Channel

Bottom Adjustment Channel

Pneumatic Door Closer Included

sold in 4 packs

Fiberglass Screen Mesh

Installation Hardware Included


Strong Kick Plate

Patented One Piece Steel Construction



Our patented one piece construction technique makes our doors the strongest on the market.

U.S. Patent No. 5,628,114



Scratch resistant epoxy finish allows our door finish to last a lifetime. No need to ever paint.



Pneumatic door closer and installation hardware included.



C.R. LAURENCE COMPANY

CL28 |

crlaurence.com

columbiamfg.com

usalum.com

crlaurence.ca

CRL Bravo Hinged Steel Screen Doors

- Patented 5/8" (15.9 mm) One-Piece Unitized Roll Formed Frame Construction Technique
- Mechanically Secured Corners
- Charcoal Fiberglass 18 x 16 Mesh
- Pneumatic Door Closer and Installation Hardware Included
- Custom Sizes Available on Request

CRL Hinged Steel Screen Doors feature scratch resistant polyester painted finishes over hot-dipped galvanized steel allowing our finish to last a lifetime with no need to ever paint. They also have a separate hinge-bar for easy handing choices and like the bottom expanders, allow for the perfect fit every time.

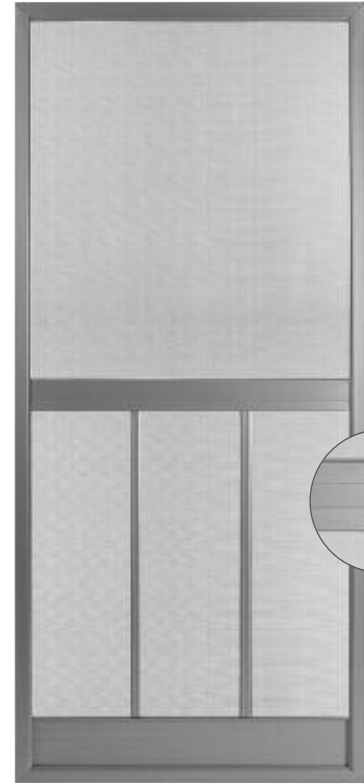


U.S. Patent No. 5,628,114



CAT. NO.	COLOR	WIDTH	HEIGHT	PACK QTY.
2011003104	White	32" (813 mm)	80" (2.03 m)	4
2011003204	White	36" (914 mm)	80" (2.03 m)	4
2011004104	Gray	32" (813 mm)	80" (2.03 m)	4
2011004204	Gray	36" (914 mm)	80" (2.03 m)	4
2011005104	Bronze	32" (813 mm)	80" (2.03 m)	4
2011005204	Bronze	36" (914 mm)	80" (2.03 m)	4

Minimum order: 4 each. All CRL Steel Screen Doors can be combined for quantity pricing.



CRL Pioneer KBS Hinged Steel Screen Doors

- Patented 5/8" (15.9 mm) One-Piece Unitized Roll Formed Frame Construction Technique
- Mechanically Secured Corners
- Charcoal Fiberglass 18 x 16 Mesh
- Pneumatic Door Closer and Installation Hardware Included

CRL Hinged Steel Screen Doors feature scratch resistant polyester painted finishes over hot-dipped galvanized steel allowing our finish to last a lifetime with no need to ever paint. They also have a separate hinge-bar for easy handing choices and like the bottom expanders, allow for the perfect fit every time.



U.S. Patent No. 5,628,114



CAT. NO.	COLOR	WIDTH	HEIGHT	PACK QTY.
2012060104	White	32" (813 mm)	80" (2.03 m)	4
2012060204	White	36" (914 mm)	80" (2.03 m)	4
2012042104	Gray	32" (813 mm)	80" (2.03 m)	4
2012042204	Gray	36" (914 mm)	80" (2.03 m)	4
2012050104	Bronze	32" (813 mm)	80" (2.03 m)	4
2012050204	Bronze	36" (914 mm)	80" (2.03 m)	4

Minimum order: 4 each. All CRL Steel Screen Doors can be combined for quantity pricing.



CRL Steelbreeze Hinged Steel Screen Doors

- Patented 5/8" (15.9 mm) One-Piece Unitized Roll Formed Frame Construction Technique
- Mechanically Secured Corners
- Charcoal Fiberglass 18 x 16 Mesh
- Pneumatic Door Closer and Installation Hardware Included
- Custom Sizes Available on Request



U.S. Patent No. 5,628,114

CRL Hinged Steel Screen Doors feature scratch resistant polyester painted finishes over hot-dipped galvanized steel, allowing our finish to last a lifetime with no need to ever paint. They also have a separate hinge-bar for easy handing choices. The bottom expanders allow for a perfect fit every time.

CAT. NO.	COLOR	WIDTH	HEIGHT	PACK QTY.
2013109104	White	32" (813 m)	80" (2.03 m)	4
2013109204	White	36" (914 m)	80" (2.03 m)	4
2013105104	Navajo	32" (813 m)	80" (2.03 m)	4
2013105204	Navajo	36" (914 m)	80" (2.03 m)	4
2013108104	Bronze	32" (813 m)	80" (2.03 m)	4
2013108204	Bronze	36" (914 m)	80" (2.03 m)	4

Minimum order: 4 each. All CRL Steel Screen Doors can be combined for quantity pricing.



CRL Steelbreeze Hinged French Steel Screen Doors

- Patented 5/8" (15.9 mm) One-Piece Unitized Roll Formed Frame Construction Technique
- Mechanically Secured Corners
- Charcoal Fiberglass 18 x 16 Mesh
- Pneumatic Door Closer and Installation Hardware Included





U.S. Patent No. 5,628,114

CRL Hinged Steel Screen Doors feature scratch resistant polyester painted finishes over hot-dipped galvanized steel, allowing our finish to last a lifetime with no need to ever paint. They also have a separate hinge-bar for easy handing choices. The bottom expanders allow for a perfect fit every time.

CAT. NO.	COLOR	WIDTH	HEIGHT	PACK QTY.
20131092099	White	60" (1.52 m)	80" (2.03 m)	1 Pair
20131092199	White	64" (1.62 m)	80" (2.03 m)	1 Pair
20131092299	White	72" (1.83 m)	80" (2.03 m)	1 Pair
20131052099	Navajo	60" (1.52 m)	80" (2.03 m)	1 Pair
20131052199	Navajo	64" (1.62 m)	80" (2.03 m)	1 Pair
20131052299	Navajo	72" (1.83 m)	80" (2.03 m)	1 Pair
20131082099	Bronze	60" (1.52 m)	80" (2.03 m)	1 Pair
20131082199	Bronze	64" (1.62 m)	80" (2.03 m)	1 Pair
20131082299	Bronze	72" (1.83 m)	80" (2.03 m)	1 Pair

Minimum order: 1 pair. All CRL Steel Screen Doors can be combined for quantity pricing.



CRL Oakhurst Hinged Steel Screen Doors

- Patented 5/8" (15.9 mm) One-Piece Unitized Roll Formed Frame Construction Technique
- Mechanically Secured Corners
- Charcoal Fiberglass 18 x 16 Mesh
- Pneumatic Door Closer and Installation Hardware Included



U.S. Patent No. 5,628,114



CRL Hinged Steel Screen Doors feature scratch resistant polyester painted finishes over hot-dipped galvanized steel, allowing our finish to last a lifetime with no need to ever paint. They also have a separate hinge-bar for easy handing choices. The bottom expanders allow for a perfect fit every time.

CAT. NO.	COLOR	WIDTH	HEIGHT	PACK QTY.
2013559104	Bronze	32" (813 mm)	80" (2.03 m)	4
2013559204	Bronze	36" (914 mm)	80" (2.03 m)	4



Minimum order: 4 each. All CRL Steel Screen Doors can be combined for quantity pricing.

CRL Regal Hinged Steel Screen Doors

- Patented 5/8" (15.9 mm) One-Piece Unitized Roll Formed Frame Construction Technique
- Mechanically Secured Corners
- Charcoal Fiberglass 18 x 16 Mesh
- Pneumatic Door Closer and Installation Hardware Included




U.S. Patent No. 5,628,114



CRL Hinged Steel Screen Doors feature scratch resistant polyester painted finishes over hot-dipped galvanized steel, allowing our finish to last a lifetime with no need to ever paint. They also have a separate hinge-bar for easy handing choices. The bottom expanders allow for a perfect fit every time.

CAT. NO.	COLOR	WIDTH	HEIGHT	PACK QTY.
2016809204	White	36" (914 mm)	80" (2.03 m)	4
2016808204	Bronze	36" (914 mm)	80" (2.03 m)	4



Minimum order: 4 each. All CRL Steel Screen Doors can be combined for quantity pricing.

CRL Colonial Hinged Steel Screen Doors

- Patented 5/8" (15.9 mm) One-Piece Unitized Roll Formed Frame Construction Technique
- Mechanically Secured Corners
- Charcoal Fiberglass 18 x 16 Mesh
- Pneumatic Door Closer and Installation Hardware Included



U.S. Patent No. 5,628,114



CRL Hinged Steel Screen Doors feature scratch resistant polyester painted finishes over hot-dipped galvanized steel, allowing our finish to last a lifetime with no need to ever paint. They also have a separate hinge-bar for easy handing choices. The bottom expanders allow for a perfect fit every time.



CAT. NO.	COLOR	WIDTH	HEIGHT	PACK QTY.
2015730104	White	32" (813 mm)	80" (2.03 m)	4
2015730204	White	36" (914 mm)	80" (2.03 m)	4

Minimum order: 4 each. All CRL Steel Screen Doors can be combined for quantity pricing.




CRL Colonial Hinged French Steel Screen Doors

- Patented 5/8" (15.9 mm) One-Piece Unitized Roll Formed Frame Construction Technique
- Mechanically Secured Corners
- Charcoal Fiberglass 18 x 16 Mesh
- Pneumatic Door Closer and Installation Hardware Included



U.S. Patent No. 5,628,114



CRL Hinged Steel Screen Doors feature scratch resistant polyester painted finishes over hot-dipped galvanized steel, allowing our finish to last a lifetime with no need to ever paint. They also have a separate hinge-bar for easy handing choices. The bottom expanders allow for a perfect fit every time.

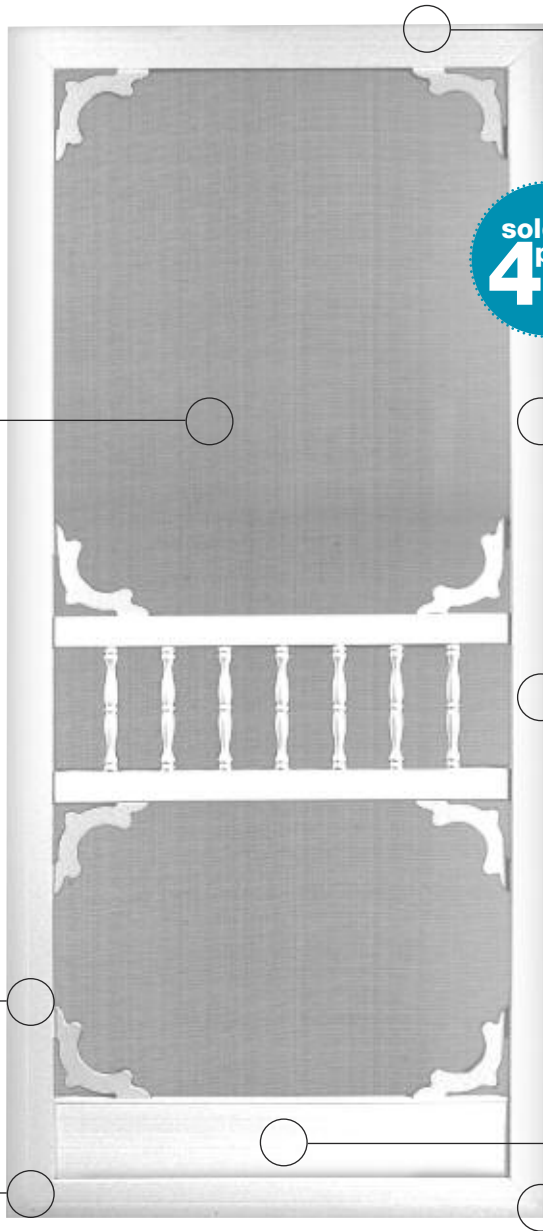


CAT. NO.	COLOR	WIDTH	HEIGHT	PACK QTY.
20157302099	White	60" (1.52 m)	80" (2.03 m)	1 Pair
20157302199	White	64" (1.62 m)	80" (2.03 m)	1 Pair
20157302299	White	72" (1.83 m)	80" (2.03 m)	1 Pair

Minimum order: 1 pair. All CRL Steel Screen Doors can be combined for quantity pricing.

CRL HINGED VINYL SCREEN DOORS

For Pricing Visit Our Web Site or Call Us Toll Free at the Phone Numbers Shown on the Back Cover



Spline Applied Screen

Pneumatic Door Closer Included

sold in 4 packs


Vinyl Construction Never Needs Painting

Push Button Latch Included

Side Adjustment Channel and Bottom Adjustment Channel Included

Solid Vinyl Kick Panel

Fusion Welded Corners



All installation and mounting hardware is included with each vinyl screen door. Only basic tools are required for installation.



Vinyl screen doors incorporate a hinge bar, which eliminates the need of trimming to fit.



Our vinyl screen doors never need painting or finishing. Easy to maintain by just simply wiping off any dirt.


CRL Salem Hinged Vinyl Screen Doors

- Vinyl Frame has Interior Webbing for Maximum Support and Strength
- Strong Fusion Welded Corners
- No Cutting Required
- No Special Tools Needed for Installation
- Charcoal Fiberglass 18 x 16 Mesh
- Pneumatic Door Closer and Installation Hardware Included



CRL Hinged Vinyl Screen Doors do not require cutting, never need painting, and will not peel, chip or splinter. Clean with soap and water for easy maintenance. They feature a separate hinge-bar for easy handing choices. The bottom expanders allow for a perfect fit every time. The door frame is 3" (76 mm) wide x 7/8" (22 mm) thick.

CAT. NO.	COLOR	WIDTH	HEIGHT	PACK QTY.
2616320104	White	32" (813 mm)	80" (2.03 m)	4
2616320204	White	36" (914 mm)	80" (2.03 m)	4



Minimum order: 4 each. All CRL Vinyl Screen Doors can be combined for quantity pricing.




CRL Verona Hinged Vinyl Screen Doors

- Vinyl Frame has Interior Webbing for Maximum Support and Strength
- Strong Fusion Welded Corners
- Never Needs Painting
- Installation Hardware Included
- Charcoal Fiberglass 18 x 16 Mesh
- Pneumatic Door Closer and Installation Hardware Included
- Custom Sizes Available on Request




CRL Hinged Vinyl Screen Doors do not require cutting, never need painting, and will not peel, chip or splinter. Clean with soap and water for easy maintenance. They feature a separate hinge-bar for easy handing choices. The bottom expanders allow for a perfect fit every time. The door frame is 2" (51 mm) wide x 7/8" (22 mm) thick.

CAT. NO.	COLOR	WIDTH	HEIGHT	PACK QTY.
2616120104	White	32" (813 mm)	80" (2.03 m)	4
2616120204	White	36" (914 mm)	80" (2.03 m)	4




Minimum order: 4 each. All CRL Vinyl Screen Doors can be combined for quantity pricing.



CRL Columbia Hinged Vinyl Screen Doors



- Vinyl Frame has Interior Webbing for Maximum Support and Strength
- Strong Fusion Welded Corners
- No Special Tools Required for Installation
- Reversible for Left and Right Handed Openings
- Charcoal Fiberglass 18 x 16 Mesh
- Pneumatic Door Closer and Installation Hardware Included



CRL Hinged Vinyl Screen Doors do not require cutting, never need painting, and will not peel, chip or splinter. Clean with soap and water for easy maintenance. They feature a separate hinged-bar for easy handing choices. The bottom expanders allow for a perfect fit every time. The door frame is 3" (76 mm) wide x 7/8" (22 mm) thick.

CAT. NO.	COLOR	WIDTH	HEIGHT	PACK QTY.
2616740104	White	32" (813 mm)	80" (2.03 m)	4
2616740204	White	36" (914 mm)	80" (2.03 m)	4


Minimum order: 4 each. All CRL Vinyl Screen Doors can be combined for quantity pricing.



CRL Sierra Hinged Vinyl Screen Doors



- Vinyl Frame has Interior Webbing for Maximum Support and Strength
- Strong Fusion Welded Corners
- Charcoal Fiberglass 18 x 16 Mesh
- Reversible for Left and Right Handed Openings
- No Special Tools Needed for Installation
- Pneumatic Door Closer and Installation Hardware Included



CRL Hinged Vinyl Screen Doors do not require cutting, never need painting, and will not peel, chip or splinter. Clean with soap and water for easy maintenance. They feature a separate hinged-bar for easy handing choices. The bottom expanders allow for a perfect fit every time. The door frame is 3" (76 mm) wide x 7/8" (22 mm) thick.

CAT. NO.	COLOR	WIDTH	HEIGHT	PACK QTY.
2616720104	White	32" (813 mm)	80" (2.03 m)	4
2616720204	White	36" (914 mm)	80" (2.03 m)	4

Minimum order: 4 each. All CRL Vinyl Screen Doors can be combined for quantity pricing.



CRL HINGED WOOD SCREEN DOORS


For Pricing Visit Our Web Site or Call Us Toll Free at the Phone Numbers Shown on the Back Cover



**Superior
Craftsmanship**

**Removable
Screen Insert
and Spline
Applied Inserts
on Some Models**

**Thick Finger-Jointed
Wood Stiles
Available on
Some Models**



**sold in
4
packs**

**Mortise and
Tenon Corners**

**1-1/8" (28.6 mm)
Door Thickness**

**Hardware Sold
Separately**

**Clear One Piece
Stain Grade Wood
Available on
Some Models**



Easy to Finish



We incorporate the best wood working techniques on the market - mortise and tenon construction. It is a proven way of construction that won't sag or fail over time.



All joints are sealed with a water resistant adhesive.



Each of our wood screen doors is made in the U.S.A., using superior craftsmanship in each door.



C.R. LAURENCE COMPANY

CL36 |

crlaurence.com

columbiamfg.com

usalum.com

crlaurence.ca

CRL Ashville Wood Screen Doors


- Mortise and Tenon Corner Joints
- Available in Finger-Jointed or Clear Pine Construction
- All Joints Sealed With Water Resistant Adhesive
- One Piece Removable Screen Insert
- Hardware Sold Separately (See Page CL40)



Profiles:

Top Horizontal	2" (51 mm)
Bottom Horizontal	2" (51 mm)
Stiles	2" (51 mm)
Push Bar	2" (51 mm)
Kick Panel	7" (178 mm)
Vertical Bars	1" (25 mm)

Note:
Finished sizes are approximate.



Finger-Jointed

Clear

CAT. NO.	WIDTH	HEIGHT	CONSTRUCTION	PACK QTY.
212310051104	32" (813 mm)	80" (2.03 m)	Finger-Jointed	4
212310051204	36" (914 mm)	80" (2.03 m)	Finger-Jointed	4
217310051104	32" (813 mm)	80" (2.03 m)	Clear	4
217310051204	36" (914 mm)	80" (2.03 m)	Clear	4

Minimum order: 4 each. All CRL Wood Screen Doors can be combined for quantity pricing.

CRL Charleston Wood Screen Doors

- Mortise and Tenon Corner Joints
- Finger-Jointed Pine Construction
- All Joints Sealed With Water Resistant Adhesive
- Spline Applied Screen
- Hardware Sold Separately (See Page CL40)



Profiles:

Top Horizontal	3" (76 mm)
Bottom Horizontal	3" (76 mm)
Stiles	3" (76 mm)
Push Bar	1" (25 mm)
Vertical Bars	1" (25 mm)

Note:
Finished sizes are approximate.



Finger-Jointed

CAT. NO.	WIDTH	HEIGHT	PACK QTY.
212170001004	30" (762 mm)	80" (2.03 m)	4
212170001104	32" (813 mm)	80" (2.03 m)	4

Minimum order: 4 each. All CRL Wood Screen Doors can be combined for quantity pricing.

CRL Elegance Wood Screen Doors

- Mortise and Tenon Corner Joints
- Finger-Jointed Pine Construction
- All Joints Sealed With Water Resistant Adhesive
- Decorative Arch Corners
- One Piece Removable Screen Insert
- Hardware Sold Separately (See Page CL40)



Profiles:

Top Horizontal	2" (51 mm)
Bottom Horizontal	2" (51 mm)
Stiles	2" (51 mm)
Push Bar	3" (76 mm)
Two Solid Panels	9" (229 mm)

Note:
Finished sizes are approximate.



Finger-Jointed

CAT. NO.	WIDTH	HEIGHT	PACK QTY.
212510001104	32" (813 mm)	80" (2.03 m)	4
212510001304	34" (864 mm)	80" (2.03 m)	4

Minimum order: 4 each. All CRL Wood Screen Doors can be combined for quantity pricing.

CRL Four Square Wood Screen Doors

- Mortise and Tenon Corner Joints
- Clear Pine Construction
- Charcoal Fiberglass 18 x 16 Mesh
- One Piece Removable Screen Insert
- Hardware Sold Separately (See Page CL40)



Profiles:

Top Horizontal	3" (76 mm)
Bottom Horizontal	3" (76 mm)
Stiles	3" (76 mm)
Push Bar	2" (51 mm)
Vertical Bars	2" (51 mm)
Kick Panel	7" (178 mm)

Note:
Finished sizes are approximate.



Clear

CAT. NO.	WIDTH	HEIGHT	PACK QTY.
217040002104	32" (813 mm)	80" (2.03 m)	4
217040002204	36" (914 mm)	80" (2.03 m)	4

Minimum order: 4 each. All CRL Wood Screen Doors can be combined for quantity pricing.

CRL Spindle Wood Screen Doors

- Mortise and Tenon Corner Joints
- Finger-Jointed Pine Construction
- All Joints Sealed With Water Resistant Adhesive
- One Piece Removable Screen Insert
- Hardware Sold Separately (See Page CL40)



Finger-Jointed

Profiles:

Top Horizontal	2" (51 mm)
Bottom Horizontal	2" (51 mm)
Stiles	2" (51 mm)
Cross Bars	3" (76 mm)
Vertical Bars	1" (25 mm)

Note: Finished sizes are approximate.

CAT. NO.	WIDTH	HEIGHT	PACK QTY.
212000001104	32" (813 mm)	80" (2.03 m)	4
212000001204	36" (914 mm)	80" (2.03 m)	4

Minimum order: 4 each. All CRL Wood Screen Doors can be combined for quantity pricing.

CRL Laredo Wood Screen Doors

- Mortise and Tenon Corner Joints
- Available in Finger-Jointed or Clear Pine Construction
- Charcoal Fiberglass 18 x 16 Mesh
- One Piece Removable Screen Insert
- Hardware Sold Separately (See Page CL40)



Note: Finished sizes are approximate.



Finger-Jointed

Clear

Profiles:


Top Horizontal	3" (76 mm)
Stiles	3" (76 mm)
Kick Panel	7" (178 mm)
Cross Bar	3" (76 mm)

CAT. NO.	WIDTH	HEIGHT	CONSTRUCTION	PACK QTY.
212290001004	30" (762 mm)	80" (2.03 m)	Finger-Jointed	4
212290001104	32" (813 mm)	80" (2.03 m)	Finger-Jointed	4
212290001204	36" (914 mm)	80" (2.03 m)	Finger-Jointed	4
217290001104	32" (813 mm)	80" (2.03 m)	Clear	4
217290001204	36" (914 mm)	80" (2.03 m)	Clear	4

Minimum order: 4 each. All CRL Wood Screen Doors can be combined for quantity pricing.

CRL Lincoln Wood Screen Doors

- Mortise and Tenon Corner Joints
- Finger-Jointed Pine Construction
- All Joints Sealed With Water Resistant Adhesive
- Spline Applied Screen
- Hardware Sold Separately (See Page CL40)



Finger-Jointed

Profiles:

Top Horizontal	2" (51 mm)
Bottom Horizontal	3" (76 mm)
Stiles	2" (51 mm)
Cross Bars	1" (25 mm)
Vertical Bar	1" (25 mm)


Note: Finished sizes are approximate.

CAT. NO.	WIDTH	HEIGHT	PACK QTY.
212040021004	30" (762 mm)	80" (2.03 m)	4
212040021104	32" (813 mm)	80" (2.03 m)	4
212040021204	36" (914 mm)	80" (2.03 m)	4

Minimum order: 4 each. All CRL Wood Screen Doors can be combined for quantity pricing.

CRL Modesto Wood Screen Doors

- Mortise and Tenon Corner Joints
- Finger-Jointed Pine Construction
- Expanded Mesh Pet Guard
- One Piece Removable Screen Insert
- Hardware Sold Separately (See Page CL40)



Finger-Jointed

Profiles:

Top Horizontal	3" (76 mm)
Stiles	3" (76 mm)
Kick Panel	7" (178 mm)
Cross Bar	3" (76 mm)

Note: Finished sizes are approximate.

CAT. NO.	WIDTH	HEIGHT	PACK QTY.
212290301104	32" (813 mm)	80" (2.03 m)	4
212290301204	36" (914 mm)	80" (2.03 m)	4

Minimum order: 4 each. All CRL Wood Screen Doors can be combined for quantity pricing.

CRL T-Bar Wood Screen Doors

- Mortise and Tenon Corner Joints
- Finger-Jointed Pine Construction
- Available in Natural and White Finishes
- All Joints Sealed With Water Resistant Adhesive
- Spline Applied Screen
- Hardware Sold Separately (See Page CL40)



Profiles:

Top Horizontal	2" (51 mm)
Bottom Horizontal	2" (51 mm)
Stiles	2" (51 mm)
Cross Bars	1" (25 mm)
Vertical Bar	1" (25 mm)

Note:
Finished sizes are approximate.



Finger-Jointed

CAT. NO.	WIDTH	FINISH	HEIGHT	PACK QTY.
212000011104	32" (813 mm)	Natural	80" (2.03 m)	4
212000022204	36" (914 mm)	Natural	80" (2.03 m)	4
213000000204	36" (914 mm)	White	80" (2.03 m)	4

Minimum order: 4 each. All CRL Wood Screen Doors can be combined for quantity pricing.

CRL Monterey Wood Screen Doors

- Mortise and Tenon Corner Joints
- Stained Cinnamon Finish
- Charcoal Fiberglass 18 x 16 Mesh
- One Piece Removable Screen Insert
- Hardware Sold Separately (See Page CL40)



Profiles:

Top Horizontal	2" (51 mm)
Bottom Horizontal	2" (51 mm)
Stiles	2" (51 mm)
Push Bar	3" (76 mm)
Kick Panel	9" (229 mm)

Note:
Finished sizes are approximate.



Stained Cinnamon

CAT. NO.	FINISH	WIDTH	HEIGHT	PACK QTY.
212105541202	Stained Cinnamon	36" (914 mm)	80" (2.03 m)	2

Minimum order: 2 each. All CRL Wood Screen Doors can be combined for quantity pricing.

CRL Carmel Wood Screen Doors


- Mortise and Tenon Corner Joints
- Finger-Jointed Pine Construction
- All Joints Sealed With Water Resistant Adhesive
- One Piece Removable Screen Insert
- Hardware Sold Separately (See Page CL40)



Profiles:

Top Horizontal	2" (51 mm)
Bottom Horizontal	2" (51 mm)
Stiles	2" (51 mm)
Push Bar	3" (76 mm)
Kick Panel	9" (229 mm)

Note:
Finished sizes are approximate.



Finger-Jointed

CAT. NO.	WIDTH	HEIGHT	PACK QTY.
2122600013	34" (864 mm)	80" (2.03 m)	1

Minimum order: 1 each. All CRL Wood Screen Doors can be combined for quantity pricing.

CRL Napa Wood Screen Doors


- Mortise and Tenon Corner Joints
- Finger-Jointed Pine Construction
- All Joints Sealed With Water Resistant Adhesive
- One Piece Removable Screen Insert
- Decorative Lattice
- Hardware Sold Separately (See Page CL40)



Profiles:

Top Horizontal	2" (51 mm)
Bottom Horizontal	2" (51 mm)
Stiles	2" (51 mm)
Kick Panel	17" (432 mm)
Arches	4" (102 mm)
Lattice	1" (25 mm)

Note:
Finished sizes are approximate.



Finger-Jointed

CAT. NO.	WIDTH	HEIGHT	PACK QTY.
2121080011	32" (813 mm)	80" (2.03 m)	1
2121080012	36" (914 mm)	80" (2.03 m)	1

Minimum order: 1 each. All CRL Wood Screen Doors can be combined for quantity pricing.

CRL Santa Fe Wood Screen Doors


- Finger-Jointed Wood
- Reversible Left, Right Hand
- All Joints Sealed With Water Resistant Adhesive
- Spline Applied Screen
- Hardware Sold Separately (See Below)



Profiles:

Top Horizontal	2" (51 mm)
Bottom Horizontal	3" (76 mm)
Stiles	2" (51 mm)
Cross Bars	1" (25 mm)

Note:
Finished sizes are approximate.



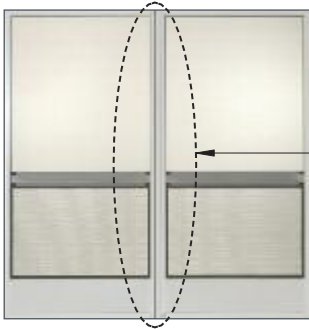
Finger-Jointed

CAT. NO.	WIDTH	HEIGHT	PACK QTY.
212155001004	30" (762 mm)	80" (2.03 m)	4

Minimum order: 4 each. All CRL Wood Screen Doors can be combined for quantity pricing

CRL Hinge Door Astragals

- Available in 80" and 96" (2.03 and 2.44 m) Heights
- Turns Two Single Steel or Vinyl Doors into Double Doors
- Installation Hardware Included




CAT. NO.	FINISH	SIZE	PACK QTY.
50968410	Gray	80" (2.03 m)	1
50969410	Gray	96" (2.44 m)	1
50968510	White	80" (2.03 m)	1
50969510	White	96" (2.44 m)	1
50968610	Black	80" (2.03 m)	1
50969610	Black	96" (2.44 m)	1
50968210	Bronze	80" (2.03 m)	1
50969210	Bronze	96" (2.44 m)	1
50968810	Navajo	80" (2.03 m)	1
50969810	Navajo	96" (2.44 m)	1

Minimum order: 1 each.

CRL Rapid-Up Removable Screen Doors

- No Tools Required
- Easy Installation
- Automatic Magnetic Closure



CAT. NO.	FINISH	WIDTH	HEIGHT	PACK QTY.
70503011	Charcoal	32" (813 mm)	80" (2.03 m)	1

Minimum order: 1 each.

CRL Steel and Vinyl Screen Door Parts Kit

- Pneumatic Closer
- Push Button Handle Assembly
- All Installation Hardware Included



CAT. NO.	FINISH	PACK QTY.
50631260	Black	1

Minimum order: 1 each.

CRL Wood Screen Door Parts Kit

- Pneumatic Closer
- Push Button Handle Assembly
- Two Steel Hinges
- All Installation Hardware Included



CAT. NO.	FINISH	PACK QTY.
50631270	Black	1

Minimum order: 1 each.

CRL PATIO SLIDING SCREEN DOORS

For Pricing Visit Our Web Site or Call Us Toll Free at the Phone Numbers Shown on the Back Cover



Long Lasting Epoxy Finish on Steel Sliders and Solid White Vinyl on Titan Series

Patented One Piece Construction on Steel Sliders (Fusion Welded Corners on Vinyl Titan Series)



Adjustable Top Hood

Reversible

Strong UV Fade Resistant Handle

All Hardware Included

Adjustable Bottom Hood



Our patented one piece construction technique makes our doors the strongest in the market.

U.S. Patent No. 5,628,114



Our rollers are specifically designed to work on any track. This allows our doors to glide effortlessly without problems.

NOTE: Steel roller pictured is available with Titan Series only.



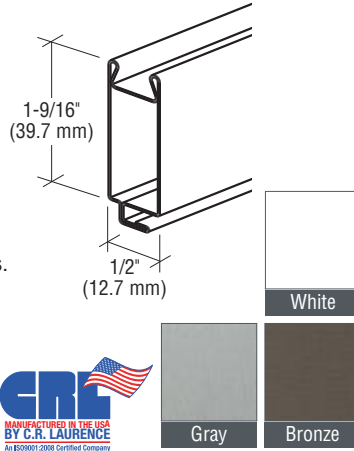
Each of our patio screen doors is designed for height adjustment to fit most openings. Only a Phillips head screwdriver is required.

CRL Replace-All Sliding Screen Doors

- Three Stock Sizes Cover Over 90% of the Demand for Replacement Doors
- Universal Left or Right Hand Mounting
- Strong Roll Formed Steel Frame
- Custom Sizes Available on Request

These CRL Replace-All Sliding Screen Doors are a quick and easy replacement for worn and torn sliding screen doors. They have a variable height of 78" to 80" (1.98 to 2.03 m), with a full 2" (51 mm) vertical expansion adjustment.

The Replace-All features: a strong roll formed steel frame with baked enamel finish; durable charcoal fiberglass screening; a patented automatic, self-latching handle with "No Lock-Out" feature; nylon roller assemblies for quiet, smooth operation; universal left and right hand mounting.



Ready to Install Right Out of the Carton

CAT. NO.	COLOR	WIDTH	HEIGHT RANGE	PACK QTY.
RA26W5P	White	30" (762 mm)	78" - 80" (1.98 - 2.03 m)	5
RA30W5P	White	36" (914 mm)	78" - 80" (1.98 - 2.03 m)	5
RA40W5P	White	48" (1219 mm)	78" - 80" (1.98 - 2.03 m)	5
RA265P	Gray	30" (762 mm)	78" - 80" (1.98 - 2.03 m)	5
RA305P	Gray	36" (914 mm)	78" - 80" (1.98 - 2.03 m)	5
RA405P	Gray	48" (1219 mm)	78" - 80" (1.98 - 2.03 m)	5
RA26BRZ5P	Bronze	30" (762 mm)	78" - 80" (1.98 - 2.03 m)	5
RA30BRZ5P	Bronze	36" (914 mm)	78" - 80" (1.98 - 2.03 m)	5
RA40BRZ5P	Bronze	48" (1219 mm)	78" - 80" (1.98 - 2.03 m)	5

Minimum order: 5 each. All Replace-All Doors can be combined for quantity pricing.

CRL Architectural Steel Sliding Screen Doors

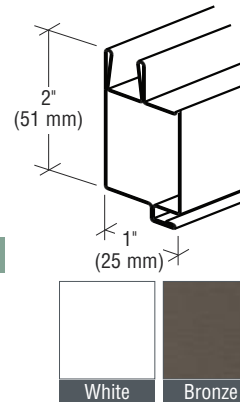
- Adjusts to Fit Opening Heights from 78-1/4" to 81" (1.99 to 2.06 m)
- Charcoal Fiberglass 18 x 16 Mesh
- 1" (25 mm) Vinyl Bug Flap
- Custom Sizes and Extruded Aluminum Models Available on Request

CRL Architectural Steel Sliding Screen Doors utilize a patented one-piece roll formed frame construction technique, making it stronger, more durable and at the same time eliminates racking. Frames are crimp seam formed, corner stitched, and both are chemically bonded to eliminate gaps. Doors have spring loaded adjustable hoods with nylon wheels that are held in place with binding posts to eliminate continuous readjusting. Sliders come assembled for consistent quality and performance.

An installation hardware pack, including J-hook with attaching screws for patio door locking, is included. Only basic tools are required for installation with easy-to-follow instructions.



U.S. Patent No. 5,628,114



Ready to Install Right Out of the Carton

CAT. NO.	COLOR	WIDTH	HEIGHT RANGE	PACK QTY.
1041401304	White	30" (762 mm)	78-1/4" - 81" (1.99 - 2.06 m)	4
1041401404	White	36" (914 mm)	78-1/4" - 81" (1.99 - 2.06 m)	4
1041401504	White	48" (1219 mm)	78-1/4" - 81" (1.99 - 2.06 m)	4
1041491304	Bronze	30" (762 mm)	78-1/4" - 81" (1.99 - 2.06 m)	4
1041491404	Bronze	36" (914 mm)	78-1/4" - 81" (1.99 - 2.06 m)	4
1041491504	Bronze	48" (1219 mm)	78-1/4" - 81" (1.99 - 2.06 m)	4

Minimum order: 4 each. All CRL Steel Screen Doors can be combined for quantity pricing.

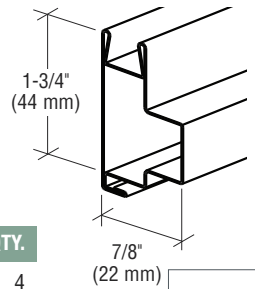
CRL CM Supreme Steel Sliding Screen Doors

- Adjusts to Fit Opening Heights from 78" to 80-1/2" (1.98 to 2.04 m)
- Double Cross Bars for Added Strength
- 1" (25 mm) Vinyl Bug Flap



CRL CM Supreme Patio Screen Door Frames are crimp seam formed, corner stitched, and both are chemically bonded to eliminate gaps. They utilize a patented one-piece roll formed frame construction technique, making it stronger, more durable and at the same time eliminate racking. Doors have spring loaded adjustable hoods with nylon wheels that are held in place with binding posts to eliminate continuous readjusting. Sliders come assembled for consistent quality and performance.

An installation hardware pack includes interior handle, anti-rattlers and J-hook with attaching screws for patio door locking. Only basic tools are required for installation with easy-to-follow instructions.



CAT. NO.	COLOR	WIDTH	HEIGHT RANGE	PACK QTY.
1021101304	White	30" (762 mm)	78" - 80-1/2" (1.98 - 2.04 m)	4
1021101404	White	36" (914 mm)	78" - 80-1/2" (1.98 - 2.04 m)	4
1021101504	White	48" (1219 mm)	78" - 80-1/2" (1.98 - 2.04 m)	4
1021081304	Gray	30" (762 mm)	78" - 80-1/2" (1.98 - 2.04 m)	4
1021081404	Gray	36" (914 mm)	78" - 80-1/2" (1.98 - 2.04 m)	4
1021081504	Gray	48" (1219 mm)	78" - 80-1/2" (1.98 - 2.04 m)	4
1021091304	Bronze	30" (762 mm)	78" - 80-1/2" (1.98 - 2.04 m)	4
1021091404	Bronze	36" (914 mm)	78" - 80-1/2" (1.98 - 2.04 m)	4
1021091504	Bronze	48" (1219 mm)	78" - 80-1/2" (1.98 - 2.04 m)	4


Minimum order: 4 each. All CRL Steel Screen Doors can be combined for quantity pricing.



Ready to Install Right Out of the Carton

CRL Titan Vinyl Sliding Screen Doors

- Standard Door Adjusts to Fit Opening Heights From 78-1/4" to 80-3/4" (1.99 to 2.05 m)
- Tall Door Adjusts to Fit Opening Heights From 94-1/4" to 96-3/4" (2.39 to 2.46 m)
- Durable, Strong, Long-Lasting Vinyl Frame
- Double Cross Bars for Added Strength



CRL Vinyl Patio Screen Door frames, unlike metal, will not corrode or peel. The color is all the way through so scratching and dings are never a problem. The frame offers interior webbing and fusion welded corners for a stronger door with maximum support that holds up against everyday wear and tear. Patio screen doors have adjustable hoods with steel wheels, and are held in place with binding posts to eliminate continuous readjusting. Titan Sliders come assembled for consistent quality and performance. The Titan Vinyl frame size is 2" (51 mm) wide and 1" (25 mm) thick.

NOTE: Lowest height is attained by removing the top hood. An installation hardware pack includes J-hook with attaching screws for patio door locking. Only basic tools are required for installation with easy-to-follow instructions.

Ready to Install Right Out of the Carton

CAT. NO.	COLOR	WIDTH	HEIGHT RANGE	PACK QTY.
2717141304	White	30" (762 mm)	78-1/4" - 80-3/4" (1.99 - 2.05 m)	4
2717141404	White	36" (914 mm)	78-1/4" - 80-3/4" (1.99 - 2.05 m)	4
2717141504	White	48" (1219 mm)	78-1/4" - 80-3/4" (1.99 - 2.05 m)	4
2717145304	White	30" (762 mm)	94-1/4" - 96-3/4" (2.39 - 2.46 m)	4
2717145404	White	36" (914 mm)	94-1/4" - 96-3/4" (2.39 - 2.46 m)	4
2717145504	White	48" (1219 mm)	94-1/4" - 96-3/4" (2.39 - 2.46 m)	4

Minimum order: 4 each. All CRL Vinyl Screen Doors can be combined for quantity pricing.

CRL K.D. Sliding Screen Door Kits

- For Sliding Patio Screen Doors
- Can Be Cut Down to Fit Any Size Opening
- Easy to Assemble and Install
- Gray, Bronze, and White Available



Now you can offer your customers a quality made, custom fit sliding screen door right from your stock simply by keeping popular CRL K.D. Sliding Screen Door Kits on hand. Kits come complete with all component parts; you add just the screen wire and retainer spline [recommended spline size is .150" (3.8 mm)]. The Nylon Rollers and Latching Handle are pre-installed, so you won't have to do any drilling, notching or fitting of these parts. Three colors (gray, bronze, and white) are available to fit doors up to 97" (2.46 m) tall. Each door kit is packaged individually to ship via U.P.S.

81" (2.06 M) HIGH STANDARD DUTY 1-3/4" (44.5 MM) DOOR KITS

CAT. NO.	COLOR	MAXIMUM WIDTH	PACK QTY.
KD13430	Gray	31" (787 mm)	1
KD13436	Gray	37" (940 mm)	1
KD13448	Gray	49" (1245 mm)	1
KD13430BRZ	Bronze	31" (787 mm)	1
KD13436BRZ	Bronze	37" (940 mm)	1
KD13448BRZ	Bronze	49" (1245 mm)	1
KD13430W	White	31" (787 mm)	1
KD13436W	White	37" (940 mm)	1
KD13448W	White	49" (1245 mm)	1

Minimum order: 1 each. All K.D. Screen Door Kits can be combined for quantity pricing.

97" (2.46 M) HIGH STANDARD DUTY 1-3/4" (44.5 MM) DOOR KITS

CAT. NO.	COLOR	MAXIMUM WIDTH	PACK QTY.
KD13436X96	Gray	37" (940 mm)	1
KD13448X96	Gray	49" (1245 mm)	1
KD13436X96BRZ	Bronze	37" (940 mm)	1
KD13448X96BRZ	Bronze	49" (1245 mm)	1
KD13436X96W	White	37" (940 mm)	1
KD13448X96W	White	49" (1245 mm)	1

Minimum order: 1 each. All K.D. Screen Door Kits can be combined for quantity pricing.




- Each Kit is Individually Packed to Ship U.P.S.




Each K.D. Door Kit Includes These Component Parts:



1-3/4" Roll Formed Frame Members




Vinyl Bug Strip



Nylon Roller Assemblies



Latching Handle



Extruded Aluminum Corners



Strike and Nylon Guides

CRL Heavy-Duty Extruded K.D. Sliding Screen Door Kits

- Ideal for Use in Commercial Applications
- Can Be Cut Down to Fit Any Size Opening
- Easy to Assemble and Install
- Three Attractive Colors

- Each Kit is Individually Packed to Ship U.P.S.


Give your customers the option of a really tough screen door with our Heavy-Duty K.D. Sliding Screen Door Kits. These Kits have extruded aluminum frame members that will withstand years of frequent usage. Locking Latches and steel ball bearing Roller Assemblies are top quality.

Each individually packaged Kit contains: 1-3/4" (44.5 mm) extruded aluminum frame members; extruded corners; latching handle; top and bottom rollers; vinyl bug strip. Everything except the screen wire and .200" diameter retainer spline. All sizes can ship via U.P.S.

81" (2.06 M) HIGH HEAVY-DUTY 1-3/4" (44.5 MM) DOOR KITS


CAT. NO.	COLOR	MAXIMUM WIDTH	PACK QTY.
KDEX13430	Satin Anodized	31" (787 mm)	1
KDEX13436	Satin Anodized	37" (940 mm)	1
KDEX13448	Satin Anodized	49" (1245 mm)	1
KDEX13460	Satin Anodized	61" (1549 mm)	1
KDEX13430BRZ	Bronze	31" (787 mm)	1
KDEX13436BRZ	Bronze	37" (940 mm)	1
KDEX13448BRZ	Bronze	49" (1245 mm)	1
KDEX13460BRZ	Bronze	61" (1549 mm)	1
KDEX13430W	White	31" (787 mm)	1
KDEX13436W	White	37" (940 mm)	1
KDEX13448W	White	49" (1245 mm)	1
KDEX13460W	White	61" (1549 mm)	1

Minimum order: 1 each. All K.D. Screen Door Kits can be combined for quantity pricing.




Heavy-Duty 1-3/4" Extruded Frame Members

Vinyl Bug Strip



Nylon Roller Assemblies



Extruded Aluminum Corners



Latching Handle

CRL Aloha Vinyl K.D. Sliding Screen Door Kits


- Corrosion Resistant White Vinyl Frame Will Withstand Extreme Salt-Air or Arid Environments
- Stainless Steel Rollers, Stainless Steel and Plastic Handle Assembly, Heavy Vinyl Corners
- Metal Reinforced Vertical Stiles Prevent Flexing

CRL Aloha Vinyl K.D. Sliding Screen Doors stand up to the extremes of salt-air environments and dry climates better than any standard aluminum screen door. High or low humidity levels, corrosive salt-air climates, or dusty and gritty elements present the perfect challenge for the Aloha Screen Door. The vertical stiles have a concealed metal reinforcement angle bar built in to prevent "flexing" during use to add years of reliable service. The stainless steel rollers have been positioned near the molded corners for optimum performance and more stability. Aloha Kits are individually packaged with everything you need, except the screen wire and .185" (4.7 mm) size retainer spline. All Kits can be shipped U.P.S.


ALOHA 2-1/4" (57.1 MM) DOOR KITS

CAT. NO.	COLOR	MAXIMUM WIDTH	HEIGHT	PACK QTY.
KDEV21436W	White	37" (940 mm)	81" (2.06 m)	1
KDEV21448W	White	49" (1245 mm)	81" (2.06 m)	1
KDEV21436X96W	White	37" (940 mm)	97" (2.46 m)	1
KDEV21448X96W	White	49" (1245 mm)	97" (2.46 m)	1

Minimum order: 1 each. All K.D. Screen Door Kits can be combined for quantity pricing.



Heavy-Duty 2-1/4" Extruded Vinyl Frame Members



Vinyl Bug Strip



Stainless Steel Roller Assemblies



Molded Corners



Latching Handle

CRL Deluxe 2" K.D. Sliding Screen Door Kits

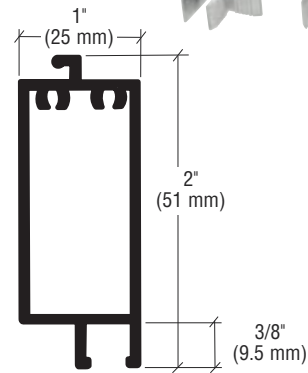
- Deluxe Extruded Aluminum Frame for Years of All-Weather Durability
- Satin Anodized, Bronze, and White Powder Coated Finishes in Four Widths

Our Deluxe 2" (51 mm) K.D. Sliding Screen Door Kits feature extruded frame members and corners, steel ball bearing rollers, an upgraded handle and latch, a bug strip, and full instructions. You add the screen wire and retainer spline to complete the package. All K.D. Kits are packed to ship via U.P.S.

DELUXE 2" (51 MM) DOOR KITS

CAT. NO.	COLOR	SIZE (W X H)
KDDLX30	Satin Anodized	31" x 81" (787 x 2057 mm)
KDDLX36	Satin Anodized	37" x 81" (940 x 2057 mm)
KDDLX48	Satin Anodized	49" x 81" (1244 x 2057 mm)
KDDLX60	Satin Anodized	61" x 81" (1549 x 2057 mm)
KDDLX36X96	Satin Anodized	37" x 97" (940 x 2464 mm)
KDDLX48X96	Satin Anodized	49" x 97" (1244 x 2464 mm)
KDDLX30W	White Powder Coat	31" x 81" (787 x 2057 mm)
KDDLX36W	White Powder Coat	37" x 81" (940 x 2057 mm)
KDDLX48W	White Powder Coat	49" x 81" (1244 x 2057 mm)
KDDLX60W	White Powder Coat	61" x 81" (1549 x 2057 mm)
KDDLX36X96W	White Powder Coat	37" x 97" (940 x 2464 mm)
KDDLX48X96W	White Powder Coat	49" x 97" (1244 x 2464 mm)
KDDLX30BRZ	Bronze Powder Coat	31" x 81" (787 x 2057 mm)
KDDLX36BRZ	Bronze Powder Coat	37" x 81" (940 x 2057 mm)
KDDLX48BRZ	Bronze Powder Coat	49" x 81" (1244 x 2057 mm)
KDDLX60BRZ	Bronze Powder Coat	61" x 81" (1549 x 2057 mm)
KDDLX36X96BRZ	Bronze Powder Coat	37" x 97" (940 x 2464 mm)
KDDLX48X96BRZ	Bronze Powder Coat	49" x 97" (1244 x 2464 mm)

Minimum order: 1 each. All K.D. Screen Door Kits can be combined for quantity pricing.



Extrusion Profile



CRL Champion Series 2-1/2" K.D. Sliding Screen Door Kits

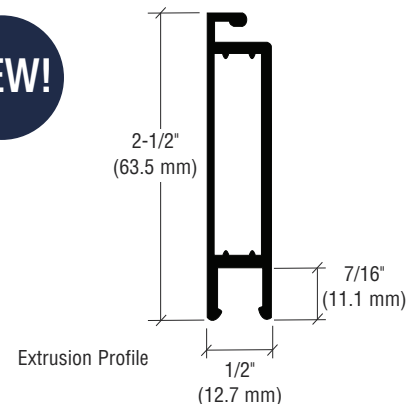

- Our Sturdiest Extruded Aluminum Frame Doors in Three Durable Finishes
- Extra Tough for Years of Frequent, Trouble-Free Use

Offer your customers a really tough screen door with our Champion Series. These kits feature 2-1/2" (63.5 mm) extruded frame members and corners, steel ball bearing rollers, heavy-duty pull handle and latch, a bug strip, and full instructions. It's everything you need (except the screen wire and retainer spline) to fabricate a long-lasting, trouble-free screen door. All K.D. Kits are packed to ship via U.P.S.

CHAMPION SERIES 2-1/2" (63.5 MM) DOOR KITS

CAT. NO.	COLOR	SIZE (W X H)
KDEX21230	Satin Anodized	32" x 82" (812 x 2082 mm)
KDEX21236	Satin Anodized	38" x 82" (965 x 2082 mm)
KDEX21248	Satin Anodized	50" x 82" (1270 x 2082 mm)
KDEX21260	Satin Anodized	62" x 82" (1574 x 2082 mm)
KDEX21236X96	Satin Anodized	38" x 97" (965 x 2463 mm)
KDEX21248X96	Satin Anodized	50" x 97" (1270 x 2463 mm)
KDEX21230W	White Powder Coat	32" x 82" (812 x 2082 mm)
KDEX21236W	White Powder Coat	38" x 82" (965 x 2082 mm)
KDEX21248W	White Powder Coat	50" x 82" (1270 x 2082 mm)
KDEX21260W	White Powder Coat	62" x 82" (1574 x 2082 mm)
KDEX21236X96W	White Powder Coat	38" x 97" (965 x 2463 mm)
KDEX21248X96W	White Powder Coat	50" x 97" (1270 x 2463 mm)
KDEX21230BRZ	Bronze Powder Coat	32" x 82" (812 x 2082 mm)
KDEX21236BRZ	Bronze Powder Coat	38" x 82" (965 x 2082 mm)
KDEX21248BRZ	Bronze Powder Coat	50" x 82" (1270 x 2082 mm)
KDEX21260BRZ	Bronze Powder Coat	62" x 82" (1574 x 2082 mm)
KDEX21236X96BRZ	Bronze Powder Coat	38" x 97" (965 x 2463 mm)
KDEX21248X96BRZ	Bronze Powder Coat	50" x 97" (1270 x 2463 mm)

Minimum order: 1 each. All K.D. Screen Door Kits can be combined for quantity pricing.



Extrusion Profile

Safety Bars and Screen Door Closers

CRL Aluminum Security Bars for Sliding Glass Doors

- Three Finishes to Match Patio Door Frames
- 48" Long Bar Can Be Cut to Fit Most Any Door
- Swings to Vertical Locking Position When Not in Use



CAT. NO.	COLOR	DOOR WIDTH
S4013	Aluminum	48" (1219 mm)
S4154	Dark Bronze	48" (1219 mm)
S4220	White	48" (1219 mm)

One bar per pack. Minimum order: 1 pack. Finishes can be combined for quantity pricing.



CRL Adjustable Safety Bars for Sliding Glass Doors

- Adjustable for Doors From 28" to 48" Wide
- Easy to Install With No Cutting Needed
- Aluminum or White Finishes Available



CAT. NO.	COLOR	DOOR WIDTH
U9920	Aluminum	28" to 48" (711 to 1219 mm)
U9921	White	28" to 48" (711 to 1219 mm)

One bar per pack. Minimum order: 1 pack. Finishes can be combined for quantity pricing.

CRL Spring Type Screen Door Closers

- Easy to Install on Any Rolling Screen Door Up to 48" (1219 mm) Wide
- Plastic Housing Will Not Rust
- Adjustable Tension and Hold Open Feature
- Available in White or Dark Bronze

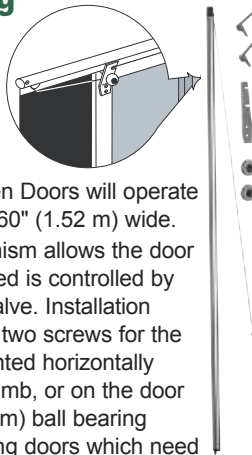


CAT. NO.	COLOR
B757	White
B784	Dark Bronze

One closer per pack. Minimum order: 1 pack. Finishes can be combined for quantity pricing.

CRL "Kelly Klozer" Sliding Screen Door Closers

- Fits Doors Up to 60" Wide
- Available in Three Finishes



The CRL "Kelly Klozer" for Sliding Screen Doors will operate on right or left handed closing doors up to 60" (1.52 m) wide.

A durable spring and pneumatic mechanism allows the door to open fully and close slowly. Closing speed is controlled by means of a spring-tensioned adjustment valve. Installation requires two screws on the closer unit and two screws for the universal bracket. The closer can be mounted horizontally above the door, vertically adjacent to the jamb, or on the door itself. Kit comes with optional 1-1/4" (32 mm) ball bearing rollers, axle bolts, and top guides for existing doors which need replacement hardware. It is constructed of 1" (25 mm) diameter aluminum tube that may be painted to match any exterior.

CAT. NO.	COLOR	MAX. DOOR WIDTH
PL15535	Satin Anodized	60" (1.52 m)
PL15536	Bronze Powder Coat	60" (1.52 m)
PL15537	White Powder Coat	60" (1.52 m)

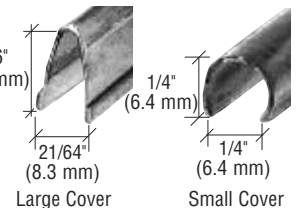
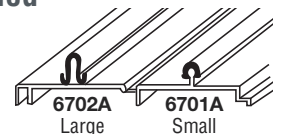
One bar per pack. Minimum order: 1 pack. Finishes can be combined for quantity pricing.

CRL Stainless Steel Patio Door Sill Track Covers

- Repairs Damaged or Corroded Patio Door Track Rails
- Easy to Install

CRL Sill Track Covers are designed to repair damaged and corroded patio door tracks. Simply remove the door, place Sill Track Cover over the threshold track, then re-install the door. The door rollers will glide smoothly and quietly as if brand new.

Typical installation using large and small sill track covers




CAT. NO.	TYPE	LENGTH
6701A6	Small	72" (1.83 m)
6701A8	Small	96" (2.44 m)
6701A10	Small	120" (3.05 m)
6702A8	Large	96" (2.44 m)
6702A10	Large	120" (3.05 m)

Minimum order: 1 each. Sizes can be combined for quantity pricing. A packing charge will be added to orders of fewer than 10 combined track covers.

CRL Sliding Screen Door Grilles

- Protects Screen Cloth From Small Children and Pets
- Constructed From Heavy-Duty Steel
- Very Attractive and Easy to Install
- Available in Gray, White, and Bronze

These attractive CRL Sliding Screen Door Grilles are 33" (838 mm) tall, and have mounting tabs that extend 2" (51 mm) on either side of the grille to fit a range of door widths. They are made from heavy-duty steel with rattle-free interlock construction. The grille's Florentine pattern will not mar the view or the airflow. Three sizes are available to fit any sliding screen door from 29" to 49" (737 to 1245 mm) wide. Available in three long-life finishes. Takes only minutes to install.



CAT. NO.	COLOR	WIDTH RANGE	GRILLE HEIGHT	PACK QTY.
PG26	Gray	29" to 31" (737 to 787 mm)	33" (838 mm)	6
PG30	Gray	35" to 37" (889 to 940 mm)	33" (838 mm)	6
PG40	Gray	47" to 49" (1194 to 1245 mm)	33" (838 mm)	6
PG26W	White	29" to 31" (737 to 787 mm)	33" (838 mm)	6
PG30W	White	35" to 37" (889 to 940 mm)	33" (838 mm)	6
PG40W	White	47" to 49" (1194 to 1245 mm)	33" (838 mm)	6
PG26BRZ	Bronze	29" to 31" (737 to 787 mm)	33" (838 mm)	6
PG30BRZ	Bronze	35" to 37" (889 to 940 mm)	33" (838 mm)	6
PG40BRZ	Bronze	47" to 49" (1194 to 1245 mm)	33" (838 mm)	6

Minimum order for shipment is six each; fewer than six may be purchased at the trade counter of any CRL Service Center. Sizes and finishes can be combined for quantity pricing.

CRL Swinging Screen Door Grilles

- Close Weave Mesh Protects Screen Wire From Children and Pets
- Available in Long-Life Satin Anodized, White, and Bronze Finishes
- One Width Fits 30" to 36" Wide Doors



These new CRL Swinging Screen Door Grilles are only 24-5/8" (625 mm) tall, the perfect height to fit both screen and storm doors where a grille with a shorter height is required to accommodate a kick plate. The grille mesh is 26" (660 mm) wide, and has mounting tabs that extend 4-1/4" (108 mm) on either side of the grille. They are fabricated from heavy-duty aluminum in three long-life plated or painted finishes. The pressed and dimpled outer frame provides rattle-free construction. The grille's close weave expansion produces superior screen cloth protection while not diminishing air flow. Installs in minutes.

CAT. NO.	COLOR	WIDTH RANGE	GRILLE HEIGHT	PACK QTY.
PSG1	Satin Anodized	30" to 36" (762 to 914 mm)	27-1/2" (698 mm)	6
PSG1W	White	30" to 36" (762 to 914 mm)	27-1/2" (698 mm)	6
PSG1BRZ	Bronze	30" to 36" (762 to 914 mm)	27-1/2" (698 mm)	6

Minimum order for shipment is six each; fewer than six may be purchased at the trade counter of any CRL Service Center. Sizes and finishes can be combined for quantity pricing.



Screen Door Kits

CRL Euro Retractable Screen Door Kits

- **Fast, Easy Installation - Cut and Assemble on the Job Site**
- **Fits Most In Swinging and Out Swinging Doors up to 48" Wide**
- **Available in Two Standard Heights: 84" and 96"**

The CRL Euro Retractable Screen Door utilizes unique design features and versatility to fit most applications. The top and bottom rails, jamb, and screen pocket are made from extruded aluminum. The vinyl end caps and handle have a UV additive for long life. Each door has easy-to-see-through charcoal fiberglass screen mesh.

This door kit is non-handed, so it's easily field reversible for left or right openings. It can be mounted on the outside of the door for inswinging doors or inside of the door for outswinging doors. Two simple chop saw cuts size the door to desired height and width. Each kit comes complete with special clips for surface mounting the door to the exterior jamb.

The CRL Euro Retractable Screen single door design has a unique, comfortable and easy-to-use positive lift and latch handle that keeps the door firmly closed, even in windy areas. There's no need to break a magnetic field to release the door, an important advantage, especially for the elderly.

Screen mesh rides in a top and bottom rail with heavy wool pile both inside and out. The rails are deep enough to prevent the wind from blowing the mesh loose, and yet the mesh will pull loose if a person or animal inadvertently walks into it. If the mesh does get pulled from either the top or bottom track, simply unlatch the door, let the screen retract into the housing, then pull the door closed; the screen will automatically reset itself into the tracks. Should the screen ever become torn or damaged, we carry a simple-to-install Re-Screening Kit. All kits can be shipped U.P.S. For complete details, contact CRL Technical Sales, or go to crlaurence.com.

- **Available in Three Decorative Powder Coated Colors**



White

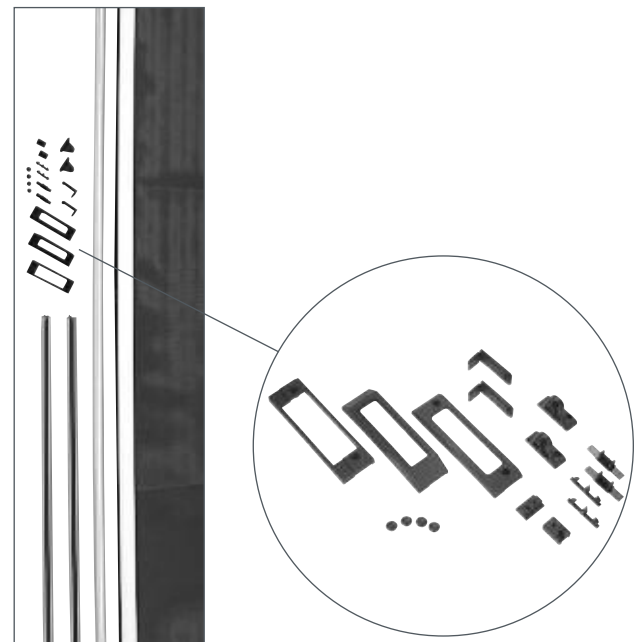
Almond

Bronze

EURO RETRACTABLE SCREEN DOOR KITS

WHITE CAT. NO.	ALMOND CAT. NO.	BRONZE CAT. NO.	MAXIMUM DOOR HEIGHT
RDS84W	RDS84ALM	RDS84BRZ	84" (2.13 m)
RDS96W	RDS96ALM	RDS96BRZ	96" (2.44 m)

Minimum order: 1 each. Sizes and colors can be combined for quantity pricing.



Kit Components

Window Screen Kits

CRL Euro Retractable Window Screens

- Increase Your Screen Business by Offering Retractable Window Screens



JUST MEASURE



CUT



INSTALL



CRL Euro Retractable Window Screens provide the solution for insect control in a complete, easy to install package. You have the option of selling the kits for "Do-It-Yourself" homeowners, or you can offer to make a one-trip service call to measure, cut, and install the screens at the customer's home. Average time to cut and install is less than 20 minutes per screen.

All CRL Euro Retractable Window Screens have a big maximum inside window height of 66" (1676 mm). Each Kit includes: easy-to-follow instructions, powder coated extruded aluminum lineals, durable 18 x 16 mesh charcoal fiberglass screen mesh, and quality mounting hardware. The CRL Euro Retractable Window Screen is held into the window jamb with a small screw in each of the two upper mounting pads (holding the cassette), and one in each of the two screen guide channels.

Use the Dealer Demonstration Display in your showroom or bring to your sales calls to effectively demonstrate the benefits of Retractable Screen products. The combination display features a Euro Retractable Window Screen on one side and a Euro Retractable Screen Door on the other side.

CAT. NO.	DESCRIPTION
ESWD2	Combo Window/Door Screen Demo Display

Minimum order: 1 each.


EURO RETRACTABLE WINDOW SCREENS

CAT. NO.	COLOR	FITS MAX. INSIDE JAMB OPENING
RWS31W	White	31" (787 mm)
RWS39W	White	39" (990 mm)
RWS47W	White	47" (1194 mm)
RWS55W	White	55" (1397 mm)
RWS31ALM	Almond	31" (787 mm)
RWS39ALM	Almond	39" (990 mm)
RWS47ALM	Almond	47" (1194 mm)
RWS55ALM	Almond	55" (1397 mm)
RWS31BRZ	Bronze	31" (787 mm)
RWS39BRZ	Bronze	39" (990 mm)
RWS47BRZ	Bronze	47" (1194 mm)
RWS55BRZ	Bronze	55" (1397 mm)

Minimum order: 1 each. All Euro Window Screens can be combined for quantity pricing.



Dealer Demonstration Display



C.R. Laurence Offers the Largest Assortment of Door and Window Screen Supplies and Replacement Hardware Available


- Screen Wire, Screen Frame, Spline, and Tools
- Storm Door and Window Supplies
- Residential Window Hardware
- Patio Door Hardware
- Home Security Hardware
- Residential Window Hardware



The CRL83 Catalog features our large assortment of screen shop supplies, beginning with various screen wires and screen frames, along with all of the matching frame corners, splines and rolling tools. KD Sliding Screen Door Kits follow along with two popular screen frame systems for porch enclosures. Following the screening supplies are hundreds of screen and patio sliding door replacement hardware repair parts followed by shower door, closet door and glazing supplies. The most comprehensive and detailed catalog in the industry, the CRL83 is the best tool any screen shop or glazier could ask for.

CRL Fiberglass Screen Mesh

- Lightweight, Tough, and Durable Screen Mesh
- Industry Standard 18 x 16 Mesh, .011" (.28 mm) Diameter
- Rust and Corrosion Proof
- Won't Dent or Bend Out of Shape



ROLL LENGTH: 100 FEET (30.5 M)

CHARCOAL COLOR CAT. NO.	GRAY COLOR CAT. NO.	ROLL WIDTH	AREA PER ROLL SQUARE FEET/METERS
CF18	FG18	18" (457 mm)	150' (13.9 m)
CF20	FG20	20" (508 mm)	167' (15.5 m)
CF22	FG22	22" (559 mm)	183' (17.0 m)
CF24	FG24	24" (610 mm)	200' (18.6 m)
CF26	FG26	26" (660 mm)	217' (20.2 m)
CF28	FG28	28" (711 mm)	233' (21.6 m)
CF30	FG30	30" (762 mm)	250' (23.2 m)
CF32	FG32	32" (813 mm)	267' (24.8 m)
CF34	FG34	34" (864 mm)	283' (26.3 m)
CF36	FG36	36" (914 mm)	300' (27.9 m)
CF38	FG38	38" (965 mm)	317' (29.5 m)
CF40	FG40	40" (1016 mm)	333' (30.9 m)
CF42	FG42	42" (1067 mm)	350' (32.5 m)
CF48	FG48	48" (1219 mm)	400' (37.2 m)
CF54	FG54	54" (1372 mm)	450' (41.8 m)
CF60	FG60	60" (1524 mm)	500' (46.5 m)
CF72	FG72	72" (1829 mm)	600' (55.7 m)

Minimum order: 1 roll. All Screen Rolls can be combined for quantity pricing.

CRL Bulk Fiberglass Screen Mesh

- Same High Quality 18 x 16 Mesh in a Larger, More Economical Size Roll
- Charcoal and Gray Color



ROLL LENGTH: 600 FEET (183 M)

CHARCOAL COLOR CAT. NO.	GRAY COLOR CAT. NO.	ROLL WIDTH	AREA PER ROLL SQUARE FEET/METERS
CF24600	FG24600	24" (610 mm)	1200' (111.6 m)
CF36600	FG36600	36" (914 mm)	1800' (167.4 m)
CF48600	FG48600	48" (1219 mm)	2400' (223.2 m)

Minimum order: 1 roll. All Screen Rolls can be combined for quantity pricing.

CRL Aluminum Screen Wire

- Prevents Screen Frame From Bowing In
- Easy to Install
- Three Finishes to Choose From
- 18" x 16" Mesh



ROLL LENGTH: 100 FEET (30.5 M)

BRIGHT CAT. NO.	BLACK CAT. NO.	CHARCOAL CAT. NO.	ROLL WIDTH	AREA PER ROLL SQUARE FEET/METERS
AS18	BA18	CA18	18" (457 mm)	150' (13.9 m)
AS20	BA20	CA20	20" (508 mm)	166' (15.4 m)
AS22	BA22	CA22	22" (559 mm)	183' (17.0 m)
AS24	BA24	CA24	24" (610 mm)	200' (18.6 m)
AS26	BA26	CA26	26" (660 mm)	216' (20.1 m)
AS28	BA28	CA28	28" (711 mm)	233' (21.6 m)
AS30	BA30	CA30	30" (762 mm)	250' (23.2 m)
AS32	BA32	CA32	32" (813 mm)	266' (24.7 m)

Minimum order: 1 roll. All Screen Rolls can be combined for quantity pricing.

BRIGHT CAT. NO.	BLACK CAT. NO.	CHARCOAL CAT. NO.	ROLL WIDTH	AREA PER ROLL SQUARE FEET/METERS
AS34	BA34	CA34	34" (864 mm)	283' (26.3 m)
AS36	BA36	CA36	36" (914 mm)	300' (27.9 m)
AS38	BA38	CA38	38" (965 mm)	316' (29.4 m)
AS40	BA40	CA40	40" (1016 mm)	333' (30.9 m)
AS42	BA42	CA42	42" (1067 mm)	350' (32.5 m)
AS48	BA48	CA48	48" (1219 mm)	400' (37.2 m)
AS54	BA54	CA54	54" (1372 mm)	450' (41.8 m)
AS60	BA60	CA60	60" (1524 mm)	500' (46.5 m)
AS72	BA72	CA72	72" (1829 mm)	600' (55.7 m)

Minimum order: 1 roll. All Screen Rolls can be combined for quantity pricing.

CRL Heavy-Duty Fiberglass Screen Mesh


- 18 x 14 Mesh .013" Thread Diameter Charcoal Colored Screen Mesh
- Excellently Suited for Screened-In Patios

Our Heavy-Duty Fiberglass Screen Mesh is made from a sturdy .013" diameter thread. This 18 x 14 charcoal colored mesh is ideal for screened-in patios and screen rooms. It has great durability and resistance to the effects of the weather. Now in widths up to 96" for those big outdoor jobs.

HEAVY-DUTY FIBERGLASS SCREEN MESH - 18 X 14 MESH
ROLL LENGTH: 100 FEET (30.5 M)

CAT. NO.	COLOR	ROLL WIDTH	AREA PER ROLL SQUARE FEET/METERS
ECW36	Charcoal	36" (914 mm)	300' (27.9 m)
ECW48	Charcoal	48" (1219 mm)	400' (37.2 m)
ECW60	Charcoal	60" (1524 mm)	500' (46.5 m)
ECW72	Charcoal	72" (1829 mm)	600' (55.7 m)
ECW84	Charcoal	84" (2134 mm)	700' (65.0 m)
ECW96	Charcoal	96" (2438 mm)	800' (74.3 m)

Minimum order: 1 roll. All Screen Rolls can be combined for quantity pricing.



CRL Super Clear Vinyl Film

- Indoor Window Insulator Film
- Available in Two Thicknesses
- Convenient 50' (15 m) Rolls



Many homeowners who have insect screen panels made for their porch also have a matching set of clear vinyl film panels which they can change out from season to season. CRL Super Clear Vinyl Film rolls into screen frame just like insect screen. The solid clear vinyl prevents wind, moisture, and dust from entering, while still offering a clear view outside. Made from double polished clear vinyl, this film will last for years. Super Clear Vinyl Film can be used in conjunction with our Cat. No. WSF17W Extruded Aluminum Screen Frame, which comes in Mill, Gray, Bronze, White, and Beige colors. See page CL57 for more details.

SUPER CLEAR VINYL FILM
ROLL LENGTH: 50 FEET (15 M)

CAT. NO.	THICKNESS	ROLL WIDTH	AREA PER ROLL SQUARE FEET/METERS
VF1236	.012"	36" (914 mm)	150' (13.9 m)
VF1248	.012"	48" (1219 mm)	200' (18.6 m)
VF1254	.012"	54" (1372 mm)	225' (20.9 m)
VF1636	.016"	36" (914 mm)	150' (13.9 m)
VF1648	.016"	48" (1219 mm)	200' (18.6 m)
VF1654	.016"	54" (1372 mm)	225' (20.9 m)

Minimum order: 1 roll. Sizes can be combined for quantity pricing.

CRL Pet Resistant Screen Mesh

- New Affordable 50 Foot Rolls in Charcoal Color
- Ultra-Strong Vinyl-Coated Polyester Screening
- Charcoal and Gray Colors



CRL Pet Screen is an ultra-strong, pet resistant screen made from vinyl-coated polyester, and with its 16 x 11 mesh it still allows excellent outward visibility. 50 and 100 linear feet per roll.

PET RESISTANT SCREEN MESH



CHARCOAL CAT. NO.	GRAY CAT. NO.	WIDTH	ROLL LENGTH
PWS3650	----	36" (914 mm)	50' (15.2 m)
PWS4850	----	48" (1219 mm)	50' (15.2 m)
PWS6050	----	60" (1524 mm)	50' (15.2 m)
PWS36	PWS36GRY	36" (914 mm)	100' (30.5 m)
PWS48	PWS48GRY	48" (1219 mm)	100' (30.5 m)
PWS60	----	60" (1524 mm)	100' (30.5 m)

Minimum order: 1 roll. All Screen Rolls can be combined for quantity pricing.

CRL 20 x 20 Invisible Clear Advantage Fiberglass Insect Screen Mesh

- .008" Thread Diameter Mesh
- Allows 50% More Light to Pass Through
- Dramatically Improves Air Flow
- Available in Four Widths

CRL's 20 x 20 fine mesh Clear Advantage Fiberglass Screen offers the maximum in insect protection, while the thin .008" diameter thread offers both increased visibility and air flow. Another benefit of the thinner thread is that the screen is nearly undetectable when viewed from the outside. CRL Clear Advantage offers all of these benefits, and yet there is no loss of strength. The bursting strength has been tested and surpasses the more common 18 x 16 mesh fiberglass screen.



NOT TO SCALE

CLEAR ADVANTAGE FIBERGLASS INSECT SCREEN MESH

CAT. NO.	COLOR	WIDTH	ROLL LENGTH
ADV24	Charcoal	24" (610 mm)	100' (30.5 m)
ADV30	Charcoal	30" (762 mm)	100' (30.5 m)
ADV36	Charcoal	36" (914 mm)	100' (30.5 m)
ADV48	Charcoal	48" (1219 mm)	100' (30.5 m)

Minimum order: 1 roll. All Screen Rolls can be combined for quantity pricing.

CRL 20 x 20 Micro-Weave Insect Screen Mesh

- .013" Thread Diameter Micro Mesh to Keep Out the Smallest Insects
- Vinyl-Coated for Long Life
- Popular for Screen Enclosures

CRL Micro-Weave Insect Screen Mesh is very popular in the South, and anywhere you find very tiny insects and gnats, sometimes referred to as "No-See-Ums". This mesh is made from a heavier .013" diameter vinyl coated fiberglass thread that is used extensively on screen enclosures and patios.

MICRO-WEAVE INSECT SCREEN MESH

CAT. NO.	COLOR	WIDTH	ROLL LENGTH
MWC36	Charcoal	36" (914 mm)	100' (30.5 m)
MWC48	Charcoal	48" (1219 mm)	100' (30.5 m)
MWC60	Charcoal	60" (1524 mm)	100' (30.5 m)
MWC96	Charcoal	96" (2438 mm)	100' (30.5 m)

Minimum order: 1 roll. All Screen Rolls can be combined for quantity pricing.



CRL Solar Screen Mesh


- Helps Reduce Energy Costs
- Low Prices on All Colors and Sizes

Solar Screen Mesh cuts energy costs by reducing heat gain from direct sunlight. This unique weave is made of vinyl-coated fiberglass that screens out insects while allowing natural airflow. You can install it in any screen frame, but the most efficient use is with CRL's Cat. No. WSFS34 Standoff Frame, which holds the wire away from the glass, allowing the heat to dissipate.

SOLAR SCREEN MESH

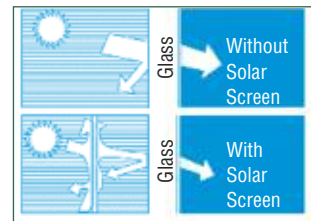
CAT. NO.	COLOR	WIDTH	LENGTH
BSG24CH	Charcoal	24" (610 mm)	100' (30.5 m)
BSG24BRZ	Bronze	24" (610 mm)	100' (30.5 m)
BSG36CH	Charcoal	36" (914 mm)	100' (30.5 m)
BSG36BRZ	Bronze	36" (914 mm)	100' (30.5 m)
BSG36GRY	Gray	36" (914 mm)	100' (30.5 m)
BSG48CH	Charcoal	48" (1219 mm)	100' (30.5 m)
BSG48BRZ	Bronze	48" (1219 mm)	100' (30.5 m)
BSG48GRY	Gray	48" (1219 mm)	100' (30.5 m)
BSG60CH	Charcoal	60" (1524 mm)	100' (30.5 m)
BSG60BRZ	Bronze	60" (1524 mm)	100' (30.5 m)
BSG60GRY	Gray	60" (1524 mm)	100' (30.5 m)

Minimum order: 1 roll. All Screen Rolls can be combined for quantity pricing.



54 x 18 Mesh

Solar Screen Absorbs and Dissipates as much as 70% of Transmitted Heat



Even-Weave Absorbs and Dissipates as much as 80% of Transmitted Heat

CRL Even-Weave Solar Screen Mesh


- Uniform 17 x 14 Weave
- Blocks Up to 80% of the Sun's Heat
- Made From Durable Polyester
- Available in Three Colors

Even-Weave Solar Screen Mesh is the latest generation of exterior shading products. The main difference between CRL Solar Screen and Even-Weave is that the 17 x 14 weave is uniform like an 18 x 16 mesh, and not a staggered weave like Solar Screen. This strong vinyl-coated polyester wire is UV protected, mildew and fade resistant, and is easily washed with soap and water.

EVEN-WEAVE SOLAR SCREEN MESH

CAT. NO.	COLOR	WIDTH	LENGTH
SSW36BL	Black	36" (914 mm)	100' (30.5 m)
SSW36BRW	Brown	36" (914 mm)	100' (30.5 m)
SSW36STU	Stucco	36" (914 mm)	100' (30.5 m)
SSW48BL	Black	48" (1219 mm)	100' (30.5 m)
SSW48BRW	Brown	48" (1219 mm)	100' (30.5 m)
SSW48STU	Stucco	48" (1219 mm)	100' (30.5 m)
SSW60BL	Black	60" (1524 mm)	100' (30.5 m)
SSW60BRW	Brown	60" (1524 mm)	100' (30.5 m)
SSW60STU	Stucco	60" (1524 mm)	100' (30.5 m)

Minimum order: 1 roll. All Screen Rolls can be combined for quantity pricing.



17 x 14 Mesh

CRL Screen Consultation Service



To fabricate screens in production-level quantities, working with the right tools and shop equipment will make the difference between a profitable screen and one that costs more than you anticipated.

CRL has decades of experience in the field of window and door screens and trained Technical Sales personnel to provide assistance in selecting the fabrication tools and supplies that will best suit your needs and fit your budget. Contact them at (800) 421-6144 in the U.S., (877) 421-6144 in Canada or (323) 588-1281 International. Ask for Door and Window Technical Sales at Ext. 7520. You can also send e-mail from the home page of crlaurence.com. Click on Contact Us, and then click on Technical Sales.

CRL Stainless Steel Screen Wire

- 304L Alloy 18 x 18 Stainless Steel Mesh
- Superior Insect Protection
- Black Powder Coated Finish

CRL Stainless Steel Screen Wire is made from a .0075" diameter 304L alloy stainless steel thread. The 18 x 18 mesh is much stronger than conventional screen cloth and offers superior insect protection. This mesh has a black powder coated finish to cut down on glare and provide added corrosion protection. Another added bonus to using stainless steel is that it can be used in direct contact with treated wood. 50 foot rolls are available in two standard widths.

NEW!



STAINLESS STEEL SCREEN WIRE

CAT. NO.	COLOR	WIDTH	LENGTH
SSM36BL	Black	36" (914 mm)	50' (15.2 m)
SSM48BL	Black	48" (1219 mm)	50' (15.2 m)

Minimum order: 1 roll. All Screen Rolls can be combined for quantity pricing.

CRL Bronze Screen Wire

- Made from 90% Copper and 10% Zinc
- 18 x 14 Mesh .011" Thread Diameter
- Oxidizes to a Rich Bronze Color
- Excellent Strength and Durability for Coastal and Desert Regions

CRL Bronze Screen Wire has an 18 x 14 mesh and rolls into the screen frame just like aluminum screen. Although it has a shiny brass color when new, once exposed to weather it will slowly turn into a rich bronze color. Made to last for years, even in the harshest environments. Affordable and easy to handle 50 foot rolls are available in five widths.

NEW!
50 FT
ROLLS



BRONZE SCREEN WIRE

CAT. NO.	COLOR	WIDTH	LENGTH
BRZW24	Bronze	24" (610 mm)	50' (15.2 m)
BRZW30	Bronze	30" (762 mm)	50' (15.2 m)
BRZW36	Bronze	36" (914 mm)	50' (15.2 m)
BRZW48	Bronze	48" (1219 mm)	50' (15.2 m)
BRZW60	Bronze	60" (1524 mm)	50' (15.2 m)

Minimum order: 1 roll. All Screen Rolls can be combined for quantity pricing.

CRL Galvanized Steel Screen Wire

- Extra Strength Screen Wire is Stronger Than Aluminum in Every Application
- 18 x 14 Electro-Statically Galvanized Mesh

Use our Galvanized Screen Wire when you require extra strength. This is a tough .009 gauge, 18 x 14 mesh electro-statically galvanized mesh. 100 foot rolls are available in four widths. **NOTE:** This material is steel and therefore is subject to corrosion over time when used in exterior applications.

NEW!
SIZES



GALVANIZED SCREEN WIRE

CAT. NO.	COLOR	WIDTH	LENGTH
GW24	Gray	24" (610 mm)	100' (30.5 m)
GW30	Gray	30" (762 mm)	100' (30.5 m)
GW36	Gray	36" (914 mm)	100' (30.5 m)
GW48	Gray	48" (1219 mm)	100' (30.5 m)

Minimum order: 1 roll. All Screen Rolls can be combined for quantity pricing.

CRL Columbia Manufacturing Roll Forming Capabilities

- Custom Sized Shapes Made to Your Precise Specifications
- Roll Formed Aluminum From .018" to .039" or Steel From .015" to .018"
- Private Labeled Boxes Using Your Company's Artwork
- Production Capabilities up to 70,000 Linear Feet Per Day
- Stock Colors: Mill, White, Bronze, Gray, and Navajo
- Custom Colors Available on Request

CRL Columbia's 73,000 sq. ft. roll forming plant is located in Gardena, California and can provide you with a multitude of services to fit your window and door lineal requirements. Our 9 precision roll forming machines can continuously form both aluminum and steel material in whatever shape, color, and length needed and then package them in unmarked or printed boxes with your brand label.


Each of our machines uses precision formed roll tools made to your specification to produce quality finished parts with very short lead times.

To learn more about CRL Columbia Manufacturing roll forming capabilities and to receive a quotation for your job requirements, please contact us by e-mail at customerservice@columbiamfg.com or call us toll free at (800) 729-3667 and ask for extension 3973.




CRL Columbia Roll Formed Screen Frame and Corners

- Built-In Camber
- .020" Gauge Aluminum*
- Five Sizes
- Up To Five Finishes



Aluminum Miter Cut Corners



Plastic Square Cut Corners



ROLL FORMED SCREEN FRAME CAT. NO.	FINISH	SIZE	QTY/CASE	ALUMINUM MITER CUT CORNERS CAT. NO.	PLASTIC MITER CUT CORNERS CAT. NO.	PLASTIC SQUARE CUT CORNERS CAT. NO.
WSF344M	Mill	3/4" x 1/4" (19.1 x 6.4 mm)	200	WSC104	-	SWSC14GRY
WSF344BRZ	Bronze	3/4" x 1/4" (19.1 x 6.4 mm)	200	WSC104	-	SWSC14BRZ
WSF344BGE	Beige	3/4" x 1/4" (19.1 x 6.4 mm)	200	WSC104	-	SWSC14BGE
WSF344W	White	3/4" x 1/4" (19.1 x 6.4 mm)	200	WSC104	-	SWSC14W
WSF345M	Mill	3/4" x 5/16" (19.1 x 7.9 mm)	144	WSC105	WSPC105	SWSC516GRY
WSF345GRY	Gray	3/4" x 5/16" (19.1 x 7.9 mm)	144	WSC105	WSPC105	SWSC516GRY
WSF345BRZ	Bronze	3/4" x 5/16" (19.1 x 7.9 mm)	144	WSC105	WSPC105	SWSC516BRZ
WSF345BGE	Beige	3/4" x 5/16" (19.1 x 7.9 mm)	144	WSC105	WSPC105	SWSC516BGE
WSF345W	White	3/4" x 5/16" (19.1 x 7.9 mm)	144	WSC105	WSPC105	SWSC516W
WSF346M	Mill	3/4" x 3/8" (19.1 x 9.5 mm)	128	WSC106	WSPC106	SWSC38GRY
WSF346GRY	Gray	3/4" x 3/8" (19.1 x 9.5 mm)	128	WSC106	WSPC106	SWSC38GRY
WSF346BRZ	Bronze	3/4" x 3/8" (19.1 x 9.5 mm)	128	WSC106	WSPC106	SWSC38BRZ
WSF346BGE	Beige	3/4" x 3/8" (19.1 x 9.5 mm)	128	WSC106	WSPC106	SWSC38BGE
WSF346W	White	3/4" x 3/8" (19.1 x 9.5 mm)	128	WSC106	WSPC106	SWSC38W
WSF347M	Mill	3/4" x 7/16" (19.1 x 11.1 mm)	104	WSC107	WSPC107	SWSC716GRY
WSF347GRY	Gray	3/4" x 7/16" (19.1 x 11.1 mm)	104	WSC107	WSPC107	SWSC716GRY
WSF347BRZ	Bronze	3/4" x 7/16" (19.1 x 11.1 mm)	104	WSC107	WSPC107	SWSC716BRZ
WSF347BGE	Beige	3/4" x 7/16" (19.1 x 11.1 mm)	104	WSC107	WSPC107	SWSC716BGE
WSF347W	White	3/4" x 7/16" (19.1 x 11.1 mm)	104	WSC107	WSPC107	SWSC716W
WSF17M	Mill	1" x 7/16" (25.4 x 11.1 mm)	84	WSC108	-	-
WSF17GRY	Gray	1" x 7/16" (25.4 x 11.1 mm)	84	WSC108	-	-
WSF17BRZ	Bronze	1" x 7/16" (25.4 x 11.1 mm)	84	WSC108	-	-
WSF17BGE	Beige	1" x 7/16" (25.4 x 11.1 mm)	84	WSC108	-	-
WSF17W	White	1" x 7/16" (25.4 x 11.1 mm)	84	WSC108	-	-

NEW!

Minimum order: 1 each 12'-2" (3.7 m) stock length. All Screen Frame can be combined for quantity pricing. A packing charge will be added to orders of fewer than 12 stock lengths.

Minimum order: 100 corners. All Corners can be combined for quantity pricing.

*Because of tolerances in coil stock and stretch in the roll-forming process, stock thicknesses can range from advertised thickness plus or minus .002".

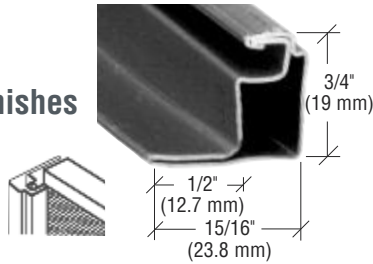
CRL Columbia High Quality Aluminum Specialty Screen Frames

Our Specialty Screen Frame and sections make it possible to install window screens in virtually all types of windows: casement, awning, project-out, and commercial. You can also use them for screened-in patios and porch enclosures.

CRL 1/2" Standoff Frame

• Available in Three Finishes

The 1/2" standoff leg allows screen installation in windows where a screen wicket is used. This .025 mil thickness Frame uses our WSC111 or WSC113 Corners, and our SS175 Series Spline. 12' 2" (3.7 m) Stock Lengths.

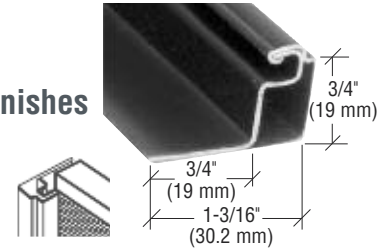


See Wickets Page CL59

CRL 3/4" Standoff Frame

• Available in Three Finishes

The 3/4" standoff leg allows screen installation in windows where a screen wicket is used. This .025 mil thickness Frame uses our WSC111 or WSC113 Corners, and our SS175 Series Spline. 12' 2" (3.7 m) Stock Lengths.



See Wickets Page CL59

90 LENGTHS PER CASE

CAT. NO.	FINISH
WSFS12GRY	Gray
WSFS12BRZ	Bronze
WSFS12W	White

Minimum order: 1 stock length. All Screen Frame can be combined for quantity pricing. A packing charge will be added to orders of fewer than 12 stock lengths.

90 LENGTHS PER CASE

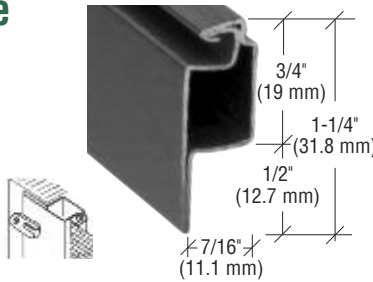
CAT. NO.	FINISH
WSFS34GRY	Gray
WSFS34BRZ	Bronze
WSFS34W	White

Minimum order: 1 stock length. All Screen Frame can be combined for quantity pricing. A packing charge will be added to orders of fewer than 12 stock lengths.

CRL 1/2" Lip Frame

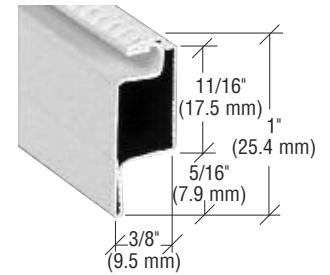
• Available in Three Finishes

Our 1/2" face Lip Frame allows installation where no backing is available for a box-type frame, or for recessed mounting. This .025 mil thickness Frame uses our WSC111 Miter-Cut Corners, and our SS175 Series Spline. 12' 2" (3.7 m) Stock Lengths.



CRL Standard 5/16" Lip Frame

Our WSFL7 Standard 5/16" Lip Frame allows for inset mounting within a frame. Spline opening is on the outside of the inset portion of the frame. This .020 mil thickness Frame uses our Cat. No. WSC117 Miter-Cut Corners or Cat. No. SWSC17 Square Lip Frame Corners and our 5C120 Series Spline. 12' 2" (3.7 m) Stock Lengths.



120 LENGTHS PER CASE

CAT. NO.	FINISH
WSFL7BRZ	Bronze
WSFL7W	White

Minimum order: 1 stock length. All Screen Frame can be combined for quantity pricing. A packing charge will be added to orders of fewer than 12 stock lengths.

70 LENGTHS PER CASE

CAT. NO.	FINISH
WSFL1PGRY	Gray
WSFL1PBRZ	Bronze
WSFL1PW	White

Minimum order: 1 stock length. All Screen Frame can be combined for quantity pricing. A packing charge will be added to orders of fewer than 12 stock lengths.

SCREEN CORNERS FOR WSFL7

CAT. NO.	DESCRIPTION
WSC117	Plastic Miter Cut Corner
SWSC17BRZ	Bronze Square Cut Corner
SWSC17W	White Square Cut Corner

Minimum order: 100 each. Can be combined with other bulk screen hardware for quantity pricing.

CRL Reverse 5/16" Lip Frame

Our WSFL8 Reverse 5/16" Lip Frame allows for inset mounting within a frame. Spline opening is on the inside of the inset portion of the frame. This .020 mil thickness Frame uses our Cat. No. WSC117 Miter-Cut Corners or Cat. No. SWSC18 Square Lip Frame Corner and our 5C120 Series Spline. 12' 2" (3.7 m) Stock Lengths.

120 LENGTHS PER CASE

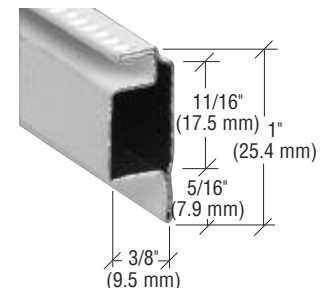
CAT. NO.	FINISH
WSFL8BRZ	Bronze
WSFL8W	White

Minimum order: 1 stock length. All Screen Frame can be combined for quantity pricing. A packing charge will be added to orders of fewer than 12 stock lengths.

SCREEN CORNERS FOR WSFL8

CAT. NO.	DESCRIPTION
WSC117	Plastic Miter Cut Corner
SWSC18BRZ	Bronze Square Cut Corner
SWSC18W	White Square Cut Corner

Minimum order: 100 each. Can be combined with other bulk screen hardware for quantity pricing.



CRL Andersen Window Screen Frame

Our 3/4" x 7/16" Screen Frame and Corners are available in matching Andersen Sandstone, Terratone, and White colors. Uses our SS175 or 5C175 Series Screen Spline. 12' 2" (3.7 mm) stock lengths.

40 LENGTHS PER CASE

CAT. NO.	FINISH
WSFA1SAN	Sandstone
WSFA1TER	Terratone
WSFA1W	White

Minimum order: 1 stock length. All Screen Frame can be combined for quantity pricing. A packing charge will be added to orders of fewer than 12 stock lengths.

FRAME CORNERS

CAT. NO.	FINISH
PL16263	Sandstone
PL16264	Terratone
PL16265	White

Minimum order: 1 pack.



CRL Plastic Wickets

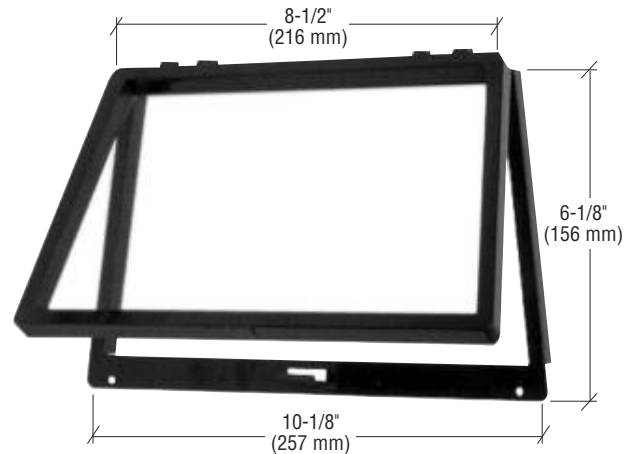
• Available in Gray, White, Bronze or Black

Our Plastic Wickets for screen frames allow for access to casement or awning window operators. They have a snap-type latch for sure closure. Install the same screen wire in these plastic wickets as the rest of your screen. CRL recommends using Cat. No. 5C135 Spline with aluminum wire and Cat. No. 5C175 Spline with fiberglass wire. 1 per package.

PLASTIC WICKETS

CAT. NO.	FINISH	WIRE TYPE
828M	Gray	No-Wire
828BRZ	Bronze	No-Wire
828W	White	No-Wire
828BL	Black	No-Wire

Minimum order: 1 each. All Aluminum Wickets can be combined for quantity pricing.



CRL Aluminum Wickets

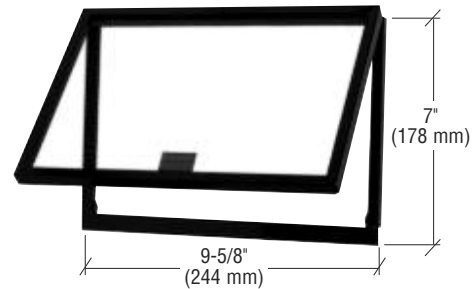
• New Finishes in Either Pre-Screened or No-Wire Models

Now there's an even larger variety of our popular Screen Wickets. Choose from pre-screened or no-wire models in four finishes. All Wickets include a stainless steel latch, a plastic pull tab, and an aluminum continuous hinge.

ALUMINUM WICKETS

CAT. NO.	FINISH	WIRE TYPE
AW999M	Mill	No-Wire
AW999A	Clear Anodized	No-Wire
AW999BRZ	Bronze	No-Wire
AW999W	White	No-Wire
AW200MF	Mill	Charcoal Fiberglass
AW400AF	Clear Anodized	Charcoal Fiberglass
AW600BF	Bronze	Charcoal Fiberglass
AW800WF	White	Charcoal Fiberglass

Minimum order: 1 each. All Aluminum Wickets can be combined for quantity pricing.




CRL 5/8" x 5/16" Roll Formed Aluminum Spreader Bars

- Prevents Screen Frame From Bowing In
- Easy to Install
- Four Finishes to Choose From

5/8" x 5/16" (15.9 x 7.9 mm) box type Spreader Bar made of .025 mil (.64 mm) thickness roll formed aluminum. Adds rigidity and strength to large size screens. Almost always installed across the mid-point of the screen's longest side. Installs with our Cat. No. WSC112 Spreader Bar Clips.

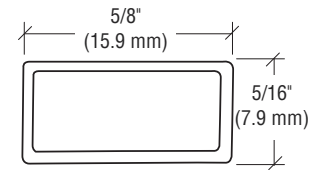
CAT. NO.	FINISH	STOCK LENGTH	QTY/CASE
WSSB58M	Mill	12' 2" (3.7 m)	50
WSSB58GRY	Gray	12' 2" (3.7 m)	50
WSSB58BRZ	Bronze	12' 2" (3.7 m)	50
WSSB58W	White	12' 2" (3.7 m)	50

Minimum order: 1 stock length. A Packing Charge will be added to orders of fewer than 12 stock lengths. Stock lengths longer than 98" (2.49 m) must ship common carrier, unless you specify we cut them for U.P.S. A Cutting Charge will apply. Finishes can be combined for quantity pricing.




CAT. NO.	FINISH	DESCRIPTION
WSC112	Mill	Spreader Bar Clips

Minimum order: 100 each. Must be ordered in increments of 100.

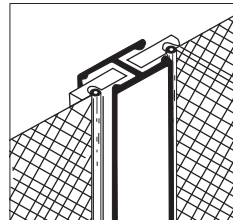


CRL 7/16" Extruded Aluminum Splicing Bars

- Accepts All 7/16" (11.1 mm) Box Type Screen Frame



1" (25.4 mm) face width with 7/16" (11.1 mm) inside channel width "H" shaped screen Splicing Bar made from .045 mil (1.1 mm) thickness extruded aluminum. Used to splice two or more screens together.
NOTE: Splicing Bar is not cambered.




CAT. NO.	FINISH	STOCK LENGTH	QTY/CASE
WSH7A	Clear Anodized	12' 2" (3.7 m)	50

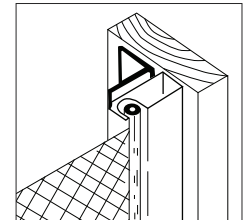
Minimum order: 1 stock length. A Packing Charge will be added to orders of fewer than 12 stock lengths. Stock lengths longer than 98" (2.49 m) must ship common carrier, unless you specify we cut them for U.P.S. A Cutting Charge will apply.

CRL 1/2" x 1/2" Roll Formed Aluminum Angle Stops

- Typical Applications Include Using as a Back Stop for Flush Screen Frame Installations
- Pre-Punched for Fasteners



1/2" x 1/2" (12.7 x 12.7 mm) Angle Stop is made of .025 mil (.64 mm) thickness roll formed aluminum. Pre-punched 1/8" (3.2 mm) holes every 6" (152 mm).




CAT. NO.	FINISH	STOCK LENGTH	QTY/CASE
WSAS12M	Mill	12' (3.6 m)	50

Minimum order: 1 stock length. A Packing Charge will be added to orders of fewer than 12 stock lengths. Stock lengths longer than 98" (2.49 m) must ship common carrier, unless you specify we cut them for U.P.S. A Cutting Charge will apply.

CRL Adjustable Window Screens

These CRL Adjustable Window Screens are made from 5/16" (7.9 mm) thick screen frame with square cut corners. The screen is charcoal fiberglass and is secured with black spline.

- Installs in Seconds Without Tools
- Fits Most Wood, Vinyl and Metal, Single and Double Hung Windows
- Adjustable Width



CAT. NO.	FINISH	HEIGHT	WIDTH RANGE
AWS2547M	Mill	20" (508 mm)	25" to 47" (635 to 1194 mm)
AWS2547BRZ	Bronze	20" (508 mm)	25" to 47" (635 to 1194 mm)
AWS2547W	White	20" (508 mm)	25" to 47" (635 to 1194 mm)

Minimum order: 1 each. Finishes can be combined for quantity pricing.

CRL Screen Retainer Spline

- High Quality Vinyl Holds Screen Wire Securely
- Economical 15 Pound Bulk Rolls

CRL Screen Retainer Spline is a high quality serrated, hollow core vinyl for repairing, rescreening or fabricating window, door and patio screens. Black is best used with bronze frame and/or charcoal color screen wire; gray blends well with aluminum screening and frames. Bulk rolls are easy to handle and your best value.



BULK 15 POUND ROLLS

GRAY CAT. NO.	BLACK CAT. NO.	APPROX. SIZE	APPROX. FT./ROLL
SS125B	SSBL125B	.125"	2670' (813.8 m)
SS135B	SSBL135B	.135"	2190' (667.5 m)
SS150B	SSBL150B	.150"	1815' (553.2 m)
SS165B	SSBL165B	.165"	1500' (457.2 m)
SS170B	SSBL170B	.170"	1410' (429.8 m)
SS175B	SSBL175B	.175"	1320' (402.3 m)
SS180B	SSBL180B	.180"	1200' (365.8 m)
SS185B	SSBL185B	.185"	1140' (347.5 m)
SS190B	SSBL190B	.190"	1090' (332.2 m)
SS200B	SSBL200B	.200"	990' (301.8 m)
SS220B	SSBL220B	.220"	810' (246.9 m)
SS230B	SSBL230B	.230"	780' (237.7 m)
SS235B	—	.235"	750' (228.6 m)
SS250B	SSBL250B	.250"	650' (198.1 m)

Minimum order: 1 roll. Sizes and colors can be combined for quantity pricing.

CRL Foam Core Screen Spline

- New Sizes
- More Resilient and Versatile Than Vinyl



Foam Core Screen Spline has more compressibility than Vinyl Spline, and therefore will work in a broader range of spline groove widths. The .270 diameter is an excellent substitute for metal U-channel spline.

BLACK CAT. NO.	APPROX. SIZE	FT./ROLL
FSS120	.120"	500' (152.4 m)
FSS135	.135"	500' (152.4 m)
FSS145	.145"	500' (152.4 m)
FSS155	.155"	500' (152.4 m)
FSS160	.160"	500' (152.4 m)
FSS170	.170"	500' (152.4 m)
FSS180	.180"	500' (152.4 m)
FSS190	.190"	500' (152.4 m)
FSS200	.200"	500' (152.4 m)
FSS225	.225"	500' (152.4 m)
FSS235	.235"	500' (152.4 m)
FSS250	.250"	500' (152.4 m)
FSS270	.270"	500' (152.4 m)

Minimum order: 1 roll. Sizes can be combined for quantity pricing.

- New Sizes
- Same High Quality Spline in Handy 500 Foot Rolls

500 Foot Rolls



500 FOOT (15.4 M) FOOT ROLLS

GRAY CAT. NO.	BLACK CAT. NO.	APPROX. SIZE	FT./ROLL
5C090	5CBL090	.090"	500' (152.4 m)
5C120	5CBL120	.120"	500' (152.4 m)
5C125	5CBL125	.125"	500' (152.4 m)
5C130	5CBL130	.130"	500' (152.4 m)
5C135	5CBL135	.135"	500' (152.4 m)
5C140	5CBL140	.140"	500' (152.4 m)
5C145	5CBL145	.145"	500' (152.4 m)
5C150	5CBL150	.150"	500' (152.4 m)
5C155	5CBL155	.155"	500' (152.4 m)
5C160	5CBL160	.160"	500' (152.4 m)
5C165	5CBL165	.165"	500' (152.4 m)
5C170	5CBL170	.170"	500' (152.4 m)
5C175	5CBL175	.175"	500' (152.4 m)
5C180	5CBL180	.180"	500' (152.4 m)
5C185	5CBL185	.185"	500' (152.4 m)
5C190	5CBL190	.190"	500' (152.4 m)
5C195	5CBL195	.195"	500' (152.4 m)
5C205	5CBL205	.205"	500' (152.4 m)
5C210	5CBL210	.210"	500' (152.4 m)
5C215	5CBL215	.215"	500' (152.4 m)
5C225	5CBL225	.225"	500' (152.4 m)
5C240	5CBL240	.240"	500' (152.4 m)
5C245	5CBL245	.245"	500' (152.4 m)
5C260	5CBL260	.260"	500' (152.4 m)
5C270	5CBL270	.270"	500' (152.4 m)

Minimum order: 1 roll. Sizes and colors can be combined for quantity pricing.

CRL Flat Vinyl Screen Spline

- Popular Spline for Patio Enclosures

Solid Flat Vinyl Screen Spline comes in two widths to fit most patio frame applications.



BLACK CAT. NO.	WIDTH	FT./ROLL
FS315BL	.315" (8 mm)	500' (152.4 m)
FS344BL	.344" (8.7 mm)	500' (152.4 m)



Minimum order: 1 roll. Sizes can be combined for quantity pricing.

CRL Screening Systems

CRL ScreenEze™ Screen System

- Stronger and More Durable than Ordinary Screen Systems
- Easy to Install - No Stretching, No Staples, No Spline
- Safe, Versatile, and Cost Effective
- Painted Self-Drilling Screws Included

This patented ScreenEze™ System is an easy-to-install two-piece snap design which does not require spline or rolling tools. The base is extruded aluminum, and the snap cap is extruded vinyl. Simply attach the base along the entire edge of the inside or outside perimeter of your opening. Lay your screen wire on the face of the base angle and snap the vinyl onto one side. Then pull the wire across the opening, pulling just tight enough to take out the slack, and snap the vinyl cap onto the opposing side. As the vinyl cap depresses onto the base, the wire is pulled into the cap channel thereby stretching the wire. There's no need to worry about bending or bowing the base angle since it will be firmly attached to the frame opening with self-drilling screws 10" apart (painted screws are supplied). The ScreenEze™ System works with all 18 x 16, 18 x 14, and 20 x 20 mesh fiberglass screen wire. Angular openings are no problem, just measure the opening and miter the ends of the frame. As an added bonus, the screen wire can be removed during the cold winter months and replaced with clear vinyl to give an additional thermal break and air seal. Set Includes: Extruded Aluminum Angle, Vinyl Cap, and painted Screws. **NOTE:** Screen wire not included.



1. Position Vinyl Cap over the Aluminum Bead.



2. Snap Vinyl Cap onto the Aluminum Bead so it's fully seated.

SCREENEZE™

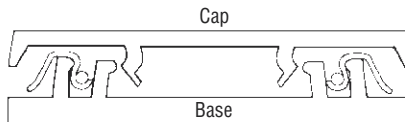
CAT. NO.	COLOR	LENGTH
SEZ96BRZ	Bronze	96" (2.4 m)
SEZ96S	Sand	96" (2.4 m)
SEZ96W	White	96" (2.4 m)

Minimum order: 1 set. Packing charge added to orders of less than 10 sets. Colors can be combined for quantity pricing.

CRL Screen Tight™ System

- Vinyl Screening System for Professionals and "Do-It Yourselfers"
- Low Maintenance, Never Needs Painting
- No Rusty Nails, Staples or Loose Screens

CRL Screen Tight™ Vinyl Screen Frame is a common sense approach to screening a porch or sun room area. The base attaches to existing 2x4 or 4x4 wood framing with wood screws, roof tacks, or staples. **NOTE:** Screen wire and spline not included.




- Base attaches to 2x4 or 4x4 wooden frame.
- Insert screen and spline into the spline groove.
- Cap snaps onto base.

SCREEN TIGHT™ COMPONENTS

DESCRIPTION	CAT. NO.	COLOR	LENGTH
1-1/2" (38.1 mm) Wide Cap	CAP18BE8 CAP18W8	Beige White	96" (2.4 m) 96" (2.4 m)
1-1/2" (38.1 mm) Wide Base	BAS188	Black	96" (2.4 m)
3-1/2" (88.9 mm) Wide Cap	CAP38BE8 CAP38W8	Beige White	96" (2.4 m) 96" (2.4 m)
3-1/2" (88.9 mm) Wide Base	BAS388	Black	96" (2.4 m)

Minimum order is 5 lengths of one size and color. Colors can be combined for quantity pricing.



▶ **FREE SAMPLE AVAILABLE**

Call, fax or e-mail CRL Customer Service and ask for your free sample of Screen Tight™, **CAT. NO. 1838STS.**

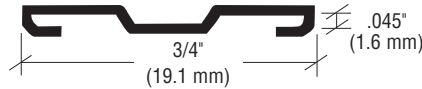
Design Your Own Custom Windows With CRL Grids and Muntin Bars

- Simulates French or Colonial Windows
- Exterior Applied Aluminum Grids
- Interior Applied Muntin Bars



CRL Ribbed Aluminum Grid

- Available in 96" (2.4 m) Lengths
- Exterior Applied



This CRL Ribbed Aluminum Grid stock is designed to be installed onto existing glass windows to produce a French or Colonial window appearance. The Grid is applied to the window surface using Cat. No. RTV408C Clear Silicone as an adhesive.

CAT. NO.	COLOR
GR090BRZ	Bronze
GR092W	White

Minimum order: 50 each. Lengths can be shipped via UPS. Finishes and sizes can be combined for quantity pricing.


CRL Muntin Bars

- Fit Inside Spacer Frame to Create Colonial-Style Insulating Glass Units
- Easy to Fabricate

CRL Muntin Bars add a distinctive flair to your Insulating Glass units. They are ideal for the fabrication of Colonial-style windows. Muntin Bars are cut to size, and then assembled with CRL Muntin Bar Clips before being placed inside the unit.

For a professional 'crisscross' effect, use the CRL Manual Muntin Bar Notcher or the CRL Air Powered Muntin Bar Notcher and secure with the proper CRL Internal Muntin Joiners (see page CL64).

Stock lengths of Muntin Bars are 12' 8" (3.9 m). There are two available finishes that will complement the trim of almost any home.




CAT. NO. 36006BRZ



CAT. NO. 36009BRZ



CAT. NO. 36012W



CAT. NO. 36004W


WHITE CAT. NO.	BRONZE CAT. NO.	SIZE WIDTH X HEIGHT	QTY/CASE
36006W	36006BRZ	13/16" x 3/16" (20.6 x 4.8 mm)	50
36009W	36009BRZ	9/16" x 3/16" (14.3 x 4.8 mm)	50
36012W	36012BRZ	5/8" x 3/16" (15.9 x 4.8 mm)	50
36004W	36004BRZ	3/4" x 3/16" (19 x 4.8 mm)	50

Minimum order: 1 stock length. A Packing Charge will be added to orders fewer than 20 combined lengths. Stock lengths longer than 98" (2.49 m) must ship common carrier, unless you specify we cut them for U.P.S. A Cutting Charge will apply. Sizes and colors can be combined for quantity pricing.

CRL Internal Muntin Joiner

- For Joining Notched Muntin Bars

The CRL Internal Muntin Joiner holds the notched bar intact during the grid and frame assembly. It makes assembling Muntin Bars easier and more manageable, especially for larger sized Insulating Glass units. Two sizes fit most applications.



CAT. NO.	FITS BAR	QTY/BOX
AM04	36004/36006	100
AM609	36009/36012	100

Minimum order: 100 each. Must be ordered in increments of 100. All Muntin supplies can be combined for quantity pricing.

CRL Flexible Muntin Locator

- Secures Sunburst and Wagon-Wheel Windows

Use the CRL Flexible Muntin Locator to secure sunburst and wagon-wheel windows in their frames. The flexible end pin helps eliminate unsightly gaps. They are an excellent aid in the fabrication of Insulating Glass units.



CAT. NO.	FITS BAR	QTY/BOX
AM06	36004/36006	100
AM12	36009/36012	100

Minimum order: 100 each. Must be ordered in increments of 100. All Muntin supplies can be combined for quantity pricing.

CRL Sunburst Muntin Joiner

- For Circle Top Windows
- Use With 36012 Muntin Bars Only

CRL Sunburst Muntin Joiners make half and full-circle windows easy to fabricate. The white, flexible nylon holds the muntin bar securely, producing great looking wagon-wheel windows. These Joiners are made for use with CRL 36012 Muntin Bars only.



CAT. NO.	FITS BAR	QTY/BOX
AM601	36012	100

Minimum order: 100 each. Must be ordered in increments of 100. All Muntin supplies can be combined for quantity pricing.

CRL Muntin Clips

- Designed to Work With CRL Muntin Bars
- Made From Durable Nylon



CAT. NO. 61071




CAT. NO. 61070



CAT. NO. 61072



CAT. NO. 61073



CAT. NO.	FITS BAR	PRONGS	QTY/BOX
61071	36006	1	100
61070	36009	1	100
61072	36012	1	100
61073	36004	2	100

Minimum order: 100 each. Must be ordered in increments of 100. All Muntin supplies can be combined for quantity pricing.

A TO Z PRODUCT INDEX

For Pricing Visit Our Web Site or Call Us Toll Free
at the Phone Numbers Shown on the Back Cover

A			
Adjustable Safety Bars	CL47		
Adjustable Window Screens	CL60		
Aloha Sliding Screen Door Kits	CL45		
Aluminum			
Angle Stop	CL60		
Grids	CL63		
Screen Frame	CL57-CL59		
Screen Frame Corners	CL57-CL58		
Screen Wire	CL52		
Splicing H-Bar	CL60		
Spreader Bar	CL60		
Wickets	CL59		
Andersen Screen Frame and Corners	CL59		
Anniston Steel Security Screen Doors	CL24		
Architectural Steel Sliding Screen Doors	CL42		
Ashville Wood Screen Doors	CL37		
Astragals	CL40		
Atlas Steel Security Screen Doors	CL23		
Atrium Steel Security Screen Doors	CL23		
B			
Belvedere Steel Security Screen Doors	CL21		
Bravo Hinged Steel Screen Doors	CL29		
Bronze Screen Wire	CL55		
Bulk Fiberglass Screen Wire	CL51		
C			
Calypso Steel Security Screen Doors	CL26		
Carmel Wood Screen Doors	CL39		
Champion Series Sliding Screen Door Kits	CL46		
Charleston Wood Screen Doors	CL37		
Cherokee Steel Security Screen Doors	CL25		
Clear Vinyl Film	CL52		
CM Supreme Steel Sliding Screen Doors	CL43		
Colonial Hinged Steel Screen Doors	CL32		
Columbia Hinged Vinyl Screen Doors	CL35		
Columbia Manufacturing Capabilities	CL56		
Columbia Roll Formed Screen Frame	CL57		
Compass Steel Security Screen Doors	CL25		
D			
Deadbolts	CL27		
Dealer Displays	CL15-CL16, CL50		
Deluxe Sliding Screen Door Kits	CL46		
E			
Elegance Wood Screen Doors	CL37		
Essex Steel Security Screen Doors	CL26		
Euro Retractable Screen Doors	CL49		
Euro Retractable Window Screens	CL50		
Extruded Sliding Screen Door Kits	CL45		
F			
Fiberglass Screen Wire	CL51-CL53		
Flat Vinyl Screen Spline	CL61		
Foam Core Screen Spline	CL61		
Four Square Wood Screen Doors	CL37		
Frame			
Aluminum Screen	CL57, CL59		
Lip Type Screen	CL58		
Standoff Screen	CL58		
G			
Galvanized Screen Wire	CL55		
Garrison Steel Security Screen Doors	CL26		
Gate Systems	CL13		
Gibraltar Steel Security Screen Doors	CL19		
Gibraltar Steel Security Sidelites	CL20		
Grilles	CL48		
Guarda™			
Display Rental Program	CL15		
Protective Security Screens	CL02-CL15		
Sales Demo/Installation Kit	CL15		
Security Screen Applications	CL06-CL13		
Security Screen Dealer/Installer Manual	CL14		
H			
H-Bar	CL60		
Heavy-Duty Fiberglass Screen Wire	CL52		
Heavy-Duty Sliding Screen Door Kits	CL45		
Hinges	CL40		
I			
Insect Screen Wire	CL53		
K			
KD Sliding Screen Door Kits	CL44-CL46		
"Kelly Klozer" Screen Door Closer	CL47		
Keyed Deadbolt Locks	CL27		
Kits			
Retractable Screen Door	CL49		
Retractable Window Screen	CL50		
Screen Door Parts	CL40		
Sliding Screen Door	CL44-CL46		
L			
Laredo Wood Screen Doors	CL38		
Lincoln Wood Screen Doors	CL38		
Lip Type Screen Frame	CL58		
Locksets	CL27		
M			
Magnum Steel Security Screen Doors	CL18		
Magnum Steel Security Sidelites	CL20		
Measuring Instructions	CL16		
Micro-Weave Insect Screen Wire	CL53		
Modesto Wood Screen Doors	CL38		
Monterey Wood Screen Doors	CL39		
Muntin Bars, Clips, Joiners, and Locators	CL63-CL64		
N			
Napa Wood Screen Doors	CL39		
Nemesis Steel Security Screen Doors	CL24		
Niagara Lever and Deadbolt Sets	CL27		
O			
Oakhurst Hinged Steel Screen Doors	CL31		
One Way Security Screws and Tool	CL26		
P			
Parkland Knob and Deadbolt Sets	CL27		
Patio Screen Systems	CL62		
Patio Sliding Screen Doors	CL41-CL46		
Pet Resistant Screen Mesh	CL53		
Pioneer KBS Hinged Steel Screen Doors	CL29		
Pneumatic Screen Door Closers	CL40		
Polyester Screen Wire	CL53		
R			
Rapid-Up Removable Screen Doors	CL40		
Regal Hinged Steel Screen Doors	CL31		
Replace-All Sliding Screen Doors	CL42		
Retail Screen Door Displays	CL16		
Retainer Spline	CL61		
Retractable Screen Doors	CL49		
Retractable Window Screens	CL50		
Roll Formed Aluminum Screen Frame	CL57		
Roll Formed Aluminum Spreader Bar	CL60		
Royale Steel Security Screen Doors	CL26		
S			
Salem Hinged Vinyl Screen Doors	CL34		
Santa Fe Wood Screen Doors	CL40		
Screen			
Consultation Service	CL54		
Corners	CL57-CL59		
Retainer Spline	CL61		
Retractable Door	CL49		
Retractable Window	CL50		
Room Systems	CL62		
Spline	CL61		
Spreader Bar	CL60		
Screen Door			
Closers	CL47		
Displays	CL16		
Grilles	CL48		
Kits	CL44-CL46, CL49		
Retractable	CL49		
Sliding	CL41-CL46		
Screen Frame			
Aluminum	CL57-CL59		
Andersen	CL59		
Corners	CL57-CL59		
Lip Type	CL58		
Standoff Type	CL58		
Screen Wire			
Aluminum	CL52		
Bronze	CL55		
Even-Weave Solar	CL54		
Fiberglass	CL51-CL53		
Galvanized Steel	CL55		
Heavy-Duty	CL52		
Micro-Weave Insect	CL53		
Pet Resistant	CL53		
Stainless Steel	CL55		
ScreenEze™ Patio Screen System	CL62		
Screen Tight™ Patio Screen System	CL62		
Security Screen Doors	CL17-CL26		
Serrated Screen Spline	CL61		
Sierra Hinged Vinyl Screen Doors	CL35		
Sill Track Covers	CL47		
Sliding Glass Door Security Bars	CL47		
Sliding Screen			
Door Grilles	CL48		
Door Kits	CL44-CL46		
Doors	CL41-CL43		
Solar Screen Mesh	CL54		
Spindle Wood Screen Doors	CL38		
Spline			
Flat	CL61		
Foam Core	CL61		
Serrated Screen	CL61		
Spreader Bar	CL60		
Square Cut Screen Corners	CL57-CL58		
Stainless Steel Screen Wire	CL55		
Standard Duty Sliding Screen Door Kits	CL44		
Standoff Screen Frame	CL58		
Steel Screen Wire	CL55		
Steel Security Screen Doors	CL17-CL26		
Steelbreeze Hinged Steel Screen Doors	CL30		
Sunset Steel Security Screen Doors	CL22		
T			
T-Bar Wood Screen Doors	CL39		
Titan Vinyl Sliding Screen Doors	CL43		
V			
Verona Hinged Vinyl Screen Doors	CL34		
Vineyard Steel Security Screen Doors	CL26		
Vinyl Screen Doors	CL33-CL35, CL43, CL45		
W			
Wickets	CL59		
Wire			
Aluminum Screen	CL52		
Even-Weave Solar Screen	CL54		
Fiberglass Screen	CL51-CL53		
Galvanized Steel Screen	CL55		
Heavy-Duty Screen	CL52		
Insect Screen	CL53		
Pet Resistant Screen	CL53		
Polyester Screen	CL53		
Solar Screen	CL54		
Wood Screen Doors	CL36-CL40		



C.R. LAURENCE COMPANY

CAT. NO. SCR14

AN ISO9001:2008 CERTIFIED COMPANY

crlaurence.com

columbiamfg.com

usalum.com

SECURITY DOORS DOOR & WINDOW SCREEN SYSTEMS

FEATURING:



U.S.A.

CORPORATE HEADQUARTERS

LOS ANGELES, CALIFORNIA

2503 E. VERNON AVE.
LOS ANGELES, CA 90058-1897
PHONE: (323) 588-1281
FAX: (323) 581-6522

LOS ANGELES, CALIFORNIA

2450 E. VERNON AVE.
LOS ANGELES, CA 90058-1802
PHONE: (323) 268-4230
FAX: (866) 262-3299

ATLANTA, GEORGIA

600 WHARTON DR.
ATLANTA, GA 30336-4040
PHONE: (404) 696-3445
FAX: (404) 696-3386

ATLANTA, GEORGIA

5530 WESTPARK DRIVE SW
ATLANTA, GA 30336-2645
PHONE: (404) 344-3468
FAX: (404) 344-3412

BOSTON AREA

97 ROBERT TREAT PAINE DR.
TAUNTON, MA 02780-1267
PHONE: (508) 880-5600
FAX: (508) 880-5775

CHICAGO AREA

2765 SPECTRUM DR.
ELGIN, IL 60124-7841
PHONE: (847) 426-3800
FAX: (847) 426-0111

CHICAGO, ILLINOIS

6969 W. 73RD ST.
CHICAGO, IL 60638-6025
PHONE: (708) 458-9070
FAX: (708) 458-7364

CLEVELAND AREA

31600 CARTER ST.
SOLON, OH 44139-3551
PHONE: (440) 248-0003
FAX: (440) 248-0120

DALLAS, TEXAS

2080 LONE STAR DR.
DALLAS, TX 75212-6390
PHONE: (214) 634-7305
FAX: (214) 631-6519

DALLAS, TEXAS

4841 LAKAWANA ST.
DALLAS, TX 75247-6713
PHONE: (214) 638-8722
FAX: (214) 638-3299

DENVER, COLORADO

4770 JOLIET ST.
DENVER, CO 80239-2513
PHONE: (303) 373-9988
FAX: (303) 373-0884

HOUSTON, TEXAS

4420 WINDFERN RD.
HOUSTON, TX 77041-8918
PHONE: (713) 462-6300
FAX: (713) 462-6306

HOUSTON, TEXAS

5910 WEST BY NORTHWEST BL.
SUITE 300
HOUSTON, TX 77040-4949
PHONE: (713) 462-1766
FAX: (713) 462-1680

LAS VEGAS, NEVADA

4120 SOBB AVE.
LAS VEGAS, NV 89118-6857
PHONE: (702) 253-0211
FAX: (702) 253-0311

MIAMI AREA

14290 N.W. 4TH ST.
SUNRISE, FL 33325-6226
PHONE: (954) 846-9233
FAX: (954) 846-9277

MIAMI, FLORIDA

7500 N.W. 69TH AVE.
MIAMI, FL 33166-2543
PHONE: (305) 888-0077
FAX: (305) 884-3111

NEW YORK CITY AREA

211 COUNTY AVE.
SECAUCUS, NJ 07094-2006
PHONE: (201) 770-1077
FAX: (201) 770-1599

ORLANDO AREA

45150 US HIGHWAY 27 NORTH
SUITE D
DAVENPORT, FL 33897-4512
PHONE: (863) 424-4700
FAX: (863) 424-4646

ORLANDO, FLORIDA

6950 PRESIDENTS DR.
ORLANDO, FL 32809-5668
PHONE: (407) 857-7900
FAX: (407) 857-7766

PHILADELPHIA AREA

1511 LANCER DR.
MOORESTOWN, NJ 08057-4232
PHONE: (856) 727-1022
FAX: (856) 727-3299

PHOENIX, ARIZONA

640 S. 54TH AVE.
PHOENIX, AZ 85043-4731
PHONE: (602) 269-7500
FAX: (602) 269-7600

ROCK HILL, SOUTH CAROLINA

720 CELRIVER RD.
ROCK HILL, SC 29730-7419
PHONE: (803) 366-8326
FAX: (803) 366-5776

SAN DIEGO, CALIFORNIA

10280 CAMINO SANTA FE
SAN DIEGO, CA 92121-3105
PHONE: (858) 678-8984
FAX: (858) 678-0486

SAN FRANCISCO/OAKLAND AREA

33200 DOWE AVE.
UNION CITY, CA 94587-2013
PHONE: (510) 475-1000
FAX: (510) 475-1404

SEATTLE AREA

23000 64TH AVE. S.
KENT, WA 98032-1838
PHONE: (253) 850-5800
FAX: (253) 813-1818

ST. LOUIS AREA

11621 FAIRGROVE INDUSTRIAL BL.
MARYLAND HEIGHTS,
MO 63043-3437
PHONE: (314) 997-5112
FAX: (314) 997-7504

WAXAHACHIE, TEXAS

200 SINGLETON RD.
WAXAHACHIE, TX 75165-5012
PHONE: (972) 937-9651
FAX: (972) 937-0405

Canada

VANCOUVER AREA

11920 HORSESHOE WAY
RICHMOND, BC V7A 4V5
PHONE: (604) 448-9344
FAX: (604) 448-9322

VANCOUVER AREA

5377 272ND ST.
LANGLEY, BC V4W 1P1
PHONE: (604) 857-7766
FAX: (604) 857-1377

CALGARY, ALBERTA

4200 116 AVENUE SE
CALGARY, AB T2Z 4B5
PHONE: (403) 250-5783
FAX: (403) 291-3260

CANADA HEADQUARTERS

TORONTO AREA

65 TIGI COURT
CONCORD, ON L4K 5E4
PHONE: (905) 303-7966
FAX: (905) 303-7965

MONTREAL AREA

8200, RUE DES BÂTISSSEURS
ANJOU, QC H1J 3B3
PHONE: (514) 352-3300
FAX: (514) 352-1017

C.R. LAURENCE CO., INC.

PO Box 58923, Los Angeles, CA 90058-0923
Phone: (800) 421-6144
Fax: (800) 262-3299
crlaurence.com

COLUMBIA MFG.

Phone: (800) 729-3667
Fax: (310) 323-9862
columbiamfg.com

U.S. ALUMINUM

Phone: (800) 262-5151
Fax: (866) 262-3299
usalum.com