



ACCURATE  
LOCK & HARDWARE  
AMERICAN CRAFTED SINCE 1972

2018  
NEW  
PRODUCTS



# CONTENTS

1-2

SILENTPAC SOLUTIONS

3-4

VANTAGE COLLECTION +  
QUIET POCKET DOOR PULL

5-6

1700 SERIES

7-8

GLASS PATCH HARDWARE

9-10

M915XE MOTOR DRIVE ELECTRIC  
MORTISE LOCKS

11-12

SLIDING, FOLDING +  
BARN DOOR SOLUTIONS

13-14

LIGATURE RESISTANT SLIDING  
DOOR SYSTEM

15-16

CONTACT

# SILENTPAC SOLUTIONS

## SHHHHUT THE DOOR

Reduce disturbance from door noise. Dramatically. SilentPac™ by Accurate is a suite of acoustically engineered door hardware designed to function at the same level as ambient noise in a room. Embrace quiet time with these easy-to-implement solutions that make silence simple.

### PRODUCT BENEFITS

#### REDUCE NOISE UP TO 16x


Experience ultra quiet environments

#### SIMPLE INSTALLATION

Ideal for both new doors and retrofit applications

#### MAINTAIN AESTHETICS


Designed to be compatible with most other brands' hardware for maximum flexibility




SILENTPAC™ QUIET LOCK



SILENTPAC™ LEVER DAMPENING DISC



SILENTPAC™ MAGNETIC LATCH



SILENTPAC™ QUIET POCKET DOOR PULL



2017 Product of the Year



[silentpacsolutions.com](http://silentpacsolutions.com)



# VANTAGE COLLECTION + QUIET POCKET DOOR PULL

## CONTEMPORARY CLASSIC

Modern, space-saving pocket doors come alive with sleek and easy-to-operate hardware. The new SilentPac™ Quiet Pocket Door Pull dramatically reduces door noise with a quiet, slow-releasing edge pull.



### PRODUCT BENEFITS

#### VISION

Vertical thumb turn creates straight lines creating a modern aesthetic

#### VERSATILITY

Ideal for narrow stiles, or compatible with any pocket door

#### VOLUME

The slow release of the edge pull softens noise significantly



### COMPATIBLE WITH



#### 2002Q

Privacy Pocket Door Lock  
with Integrated Edge Pull



#### 2000Q

Pocket Door  
Edge Pull



#### 2002CPDP-Q

Pocket Door  
Edge Pull



#### 2002CPDS-Q

Pocket Door Strike with  
Integrated Edge Pull

Vantage Collection Trim  
with 2002Q

[accuratelockandhardware.com/vantagecollection](http://accuratelockandhardware.com/vantagecollection)



# 1700 SERIES

## STILE INNOVATION

Accurate's newest lock makes its debut to allow more flexibility for narrow stile doors. Pair with a variety of decorative or commercial trim options to do more with less. Available in a range of finishes and functions, the 1700 Series opens the door to endless possibilities.



### PRODUCT BENEFITS

#### **NARROW BACKSETS**

1" and 1-1/8" are ideal for storefront and glass wall partitions

#### **DESIGN VERSATILITY**

Compatible with a wide variety of trim options

#### **FUNCTIONALITY**

Available in latch bolt and deadbolt functions

1700 Series Mortise Lock with  
29L Lever and 2R Rose

[accuratelockandhardware.com/1700series](http://accuratelockandhardware.com/1700series)

# GLASS PATCH HARDWARE

## COMMERCIAL QUALITY MEETS SLEEK DESIGN

Glass doors allow for modern open-space design in office buildings, retail stores and other commercial buildings. Glass Patch Hardware options are offered as a complete package including lock body, thumb turn, patch assembly and levers. Available in a range of finishes and functions.

### PRODUCT BENEFITS

#### FLEXIBLE

Compatible with various door designs and configurations

#### SIMPLE

Quick installation

#### SIZE OPTIONS

Now for swinging, sliding and offset glass doors



G87



GS87



G1700



G087

G1700 Glass Patch  
with 18L Levers

[accuratelockandhardware.com/glasspatchhardware](http://accuratelockandhardware.com/glasspatchhardware)



# M915XE MOTOR DRIVE ELECTRIC MORTISE LOCKS

## GET IT RIGHT ALL THE TIME



### PRODUCT BENEFITS

#### IMPROVED FLEXIBILITY

- + Universal output voltage
- + Can easily be changed from FAIL SECURE to FAIL SAFE to adapt to design variations

#### MORE FUNCTIONALITY

- + State-of-the-art monitoring functions starting at a 2-3/2" backset

#### LONGER LIFE

- + Adaptable to new technology

#### SAVE POWER, SAVE MONEY

- + A motor drive lock costs significantly less per year to operate at \$0.25, compared to a solenoid lock that costs \$8.33

#### STAY COOL

- + Low current draw produces minimal heat to eliminate "hot levers"

#### BE GREEN

- + Low power requirement is ideal for environmentally friendly control systems

#### IN GOOD COMPANY

- + The same motor functionality is used by other trusted manufacturers including: Schlage, Sargent, Corbin Russwin, Hager, etc.



### MONITORING FEATURES

**AE AUTHORIZED EGRESS/REQUEST TO EXIT**

**SM COMBINED AM + LB MONITOR**

**AM AUXILIARY LATCH MONITOR**

**DPS DOOR POSITION MONITOR**

**LB LOCKING BAR MONITOR**

**LPF LOCK-OUT PRIVACY**

**LM LATCH BOLT MONITOR**

M915XE Motor Drive  
Electric Mortise Lock  
with 19L Lever

[accuratelockandhardware.com/m915xe](http://accuratelockandhardware.com/m915xe)



# SLIDING, FOLDING + BARN DOOR SOLUTIONS

## CONNECT SPACES WITH STYLE

Sliding, folding and barn doors are an important design element that can create disappearing walls, spaces that suddenly open up, and hidden rooms. These space-saving doors can be used in a variety of applications in both residential and commercial settings. Pair with different trim options to best fit design intent and project requirements.

### + SLIDING, FOLDING + BARN DOOR LOCKS:

<b>2001SDL Sliding Door Lock</b>	<b>9100BDL Barn Door Lock</b>
<b>SL9100 Self-Latching Sliding Door Lock</b>	<b>9500VRB Vertical Rod Bolt</b>
<b>9100SDL Sliding Door Lock</b>	

### + TRIM OPTIONS



[accuratelockandhardware.com/barndoorsolutions](http://accuratelockandhardware.com/barndoorsolutions)



9100BDL Barn Door Lock  
7200ADA Thumb Turn  
7200P Pulls

# LIGATURE RESISTANT SLIDING DOOR SYSTEM



DESIGNED WITH PATIENT CARE +  
STAFF SAFETY IN MIND




## PRODUCT BENEFITS



TRACK CLOSE UP



TRACK CUT AWAY



FLOOR GUIDE

### SEAMLESS

+ Concealed Track System hangs a 1-3/4" door with a surface applied 1/16" gap without any exposed anchor points or cavities

+ Concealed Floor Guide keeps door flush against wall

+ Concealed Vertical Rod Bolt locks into track providing privacy with no accessible latch bolt or strike

+ Ligature Resistant thumb turn and flush pull

### SAFE

+ Top door edge not accessible as a ligature point

+ Eliminates barricade tactics and using door as a weapon

### SECURE

+ Privacy function and keyed deadbolt available

+ Includes a clutch override feature

+ In addition to locking in the "closed" position, other positions can be added

### SILENT

+ Dampened closure allows quiet operation and prevents slamming doors

Ligature Resistant Sliding Door  
System with 7200ER and U7001AL

[accuratelockandhardware.com/lr-sds](http://accuratelockandhardware.com/lr-sds)



# CONTACT

## **ACCURATE LOCK & HARDWARE MANUFACTURERS OF CUSTOM LOCKS AND ARCHITECTURAL HARDWARE**

1 Annie Place | Stamford, CT 06902

**P:** 203.348.8865

**F:** 203.348.5234

**E:** [sales@accuratelockandhardware.com](mailto:sales@accuratelockandhardware.com)

**[www.accuratelockandhardware.com](http://www.accuratelockandhardware.com)**